PERIODIC REVIEW REPORT

275 FRANKLIN STREET SITE (BCP SITE NO. C915208)
AND
432 PEARL STREET SITE (BCP SITE NO. C915237)

BUFFALO, NEW YORK

May 2022
Revised July 2022

B0156-021-001

Prepared for:

BUFFALO DEVELOPMENT CORPORATION

Prepared By:

Benchmark Civil/Environmental Engineering & Geology, PLLC
2558 Hamburg Turnpike, Suite 300
Buffalo, NY 14218
(716) 856-0599

PERIODIC REVIEW REPORT
275 Franklin Street Site (BCP Site No. C915208) &
432 Pearl Street Site (BCP Site No. C915237)

Table of Contents

1.0 INTRODUCTION 1
- 1.1 Site Background 1
- 1.2 Summary of Historical Investigation Findings 2
  - *1.2.1 Preliminary Investigations 2*
  - *1.2.2 Remedial Investigation (RI) 2*
- 1.3 Compliance 4
- 1.4 Recommendations 4

2.0 SITE OVERVIEW 5
- 2.1 Summary of Remedial Actions 5
  - *2.1.1 Interim Remedial Measures (IRMs) 5*
  - *2.1.2 Final Remedial Actions 7*

3.0 REMEDY PERFORMANCE 9

4.0 SITE MANAGEMENT PLAN 10
- 4.1 Institutional and Engineering Control (IC/EC) Plan 10
  - *4.1.1 Institutional Controls 10*
  - *4.1.2 Engineering Controls 11*
- 4.2 Excavation Work Plan 11
- 4.3 Reporting Period Site Work 12
- 4.4 Annual Inspection and Certification Program 12
- 4.5 Operation, Monitoring and Maintenance Plan 13
  - *4.5.1 Sub-Slab Depressurization System 13*

5.0 GROUNDWATER MONITORING 14
- 5.1 Additional Remediation Assessment 16
- 5.2 Data Usability 17

6.0 CONCLUSIONS AND RECOMMENDATIONS 18

7.0 DECLARATION/LIMITATIONS 19

8.0 REFERENCES 20

PERIODIC REVIEW REPORT
275 Franklin Street Site (BCP Site No. C915208) & 432 Pearl Street Site (BCP Site No. C915237)

Table of Contents

LIST OF FIGURES

Figure 1	Regional Map
Figure 2	Vicinity Map
Figure 3	Site Wide Cover System
Figure 4	ASD System Layout
Figure 5	Shallow Groundwater Isopotential Map (November 2021)
Figure 6	Shallow Groundwater Isopotential Map (April 2022)
Figure 7	Total cVOCs Isoconcentration Map (November 2021)
Figure 8	Total cVOCs Isoconcentration Map (April 2022)

LIST OF TABLES

Table 1	Summary of Monitoring Well and Piezometer Construction Details
Table 2	Summary of Groundwater Elevations (October 2008 – April 2022)
Table 3	Summary of Pre- and Post-Remedial Groundwater Analytical Results
Table 4	Summary of Post-Excavation Groundwater Analytical Results

APPENDICIES

Appendix A	Institutional & Engineering Controls Certification Forms
Appendix A1	*Site C915208*
Appendix A2	*Site C915237*
Appendix B	Photographic Log
Appendix C	ASD System Logs
Appendix D	Groundwater Analytical Data, Field Notes
Appendix E	Remaining Contamination Trend Charts
Appendix F	DUSRs

1.0 INTRODUCTION

Benchmark Civil/Environmental Engineering & Geology, PLLC (Benchmark) has prepared this Periodic Review Report (PRR) to summarize the post-remedial status of New York State Department of Environmental Conservation (NYSDEC) Brownfield Cleanup Program (BCP) Site Nos. C915208 and C915237 located in the City of Buffalo, Erie County, New York.

This PRR has been prepared for the subject BCP Sites in accordance with NYSDEC DER-10 Technical Guidance for Site Investigation and Remediation (Ref 1). Appendix A includes the Institutional and Engineering Control (IC/EC) Certification Forms completed based on the Site inspection performed April 5, 2022.

This PRR and associated certifications have been completed on behalf of the BCP Site owner, Buffalo Development Corporation (BDC), to document post-remedial activities covered by the Site Management Plan (SMP; Ref. 2). The NYSDEC's June 15, 2020 PRR acceptance letter modified the post-remedial reporting period covered by this PRR to April 27, 2021 to April 27, 2022 for both the 275 Franklin Street Site and 432 Pearl Street Site.

1.1 Site Background

In October 2006, BDC entered into a Brownfield Cleanup Agreement (BCA) with NYSDEC to investigate and remediate 275-277 Franklin Street and 279 Franklin Street, an approximate 0.27-acre property located in Buffalo, New York. Later, 267 Franklin Street and 432 Pearl Street, approximately 0.7 acres combined, were incorporated into the "432 Pearl Street Site" under BCP Site Number C915237. Both properties are in the County of Erie, New York and encompasses tax parcel numbers 111.38-2-22, 111.38-2-23, 111.38-2-20.1, and 111.38-2-4.1 per Erie County Tax Map records. The Sites are bounded by a restaurant and surface parking lot to the north, Pearl Street to the east, a mixed-use building to the south, and Franklin Street to the west (see Figures 1 and 2).

Neither Site has redevelopment plans outside of the current uses. The BCP Sites were remediated to NYSDEC Part 375 Track 4 restricted-residential soil cleanup objectives (RRSCOs).

1.2 Summary of Historical Investigation Findings

1.2.1 Preliminary Investigations

In September 2004, a Limited Environmental Investigation was performed at 275-277 Franklin Street by Nature's Way Environmental Consultants & Contractors, Inc. The results of that investigation indicated that the 275 Franklin Street Site soils and groundwater were impacted by tetrachloroethene (PCE), a chlorinated volatile organic compound (cVOC) typically associated with dry cleaning operations.

In March-June 2006, Benchmark performed a Preliminary Site Investigation at the BCP Sites. The Preliminary Site Investigation was performed to assess soil/fill materials and soil vapor on-site, and to ascertain if subsurface environmental conditions on these parcels were likely to impact redevelopment of the BCP Sites. The results of the investigation indicated that the 275 Franklin Street Site soils had been impacted by semi-volatile organic compounds (SVOCs), mercury, and lead. In addition, soil vapor samples collected from both BCP Sites contained elevated concentrations of cVOCs. Field screening of soil samples using a photoionization detector (PID) did not indicate VOC concentrations above background concentration

1.2.2 Remedial Investigation (RI)

RI activities were completed in November 2006, December 2006, and January 2007 for both BCP Sites. The following analytical results were obtained during the RI:

Soil/Fill

- Concentrations of pesticides, PCBs, and metals in subsurface soil were below Part 375 RRSCOs on the 275 Franklin Street Site.
- Concentrations of PCE were detected above RRSCOs on the 275 Franklin Street Site with the highest concentration (2,200 mg/kg) in the 8- to 10-foot interval in boring MW-6 during the April 2008 sampling event.
- Concentrations of VOCs, pesticides, and PCBs in subsurface soil were below Part 375 RRSCOs on the 432 Pearl Street Site.
- Concentrations of lead and mercury were detected slightly above their respective RRSCOs at one sample location on the 432 Pearl Street Site.
- PAHs, including benzo(a)anthracene, benzo(b)fluoranthene, benzo(k)pyrene, benzo(a)pyrene, chrysene, dibenz(a,h)anthracene, and indeno(1,2,3-cd)pyrene were

detected in subsurface soil above RRSCOs at one or two sample locations on the 432 Pearl Street Site.

- Soil samples collected by the NYSDEC and analyzed for VOCs during their 2009 Off-Site Investigation did not contain VOCs above Part 375 Unrestricted SCOs (USCOs).

Groundwater

- Total inorganic compound (arsenic, chromium, copper, iron, lead, manganese, and/or sodium) concentrations exceeded NYSDEC Class GA groundwater quality standards/guidance values (GWQS/GVs) at sample locations PZ-5, PZ-6, MW-1, and/or MW-2. These compounds either slightly exceeded their respective GWQS/GVs and/or are naturally occurring minerals.
- PAHs were detected only in MW-2 (and/or its blind duplicate) at estimated concentrations that exceeded their respective Class GA GWQSs/GVs.
- cVOCs are the primary contaminants of concern in shallow groundwater with PCE and/or its chemical breakdown products, trichloroethene (TCE) and cis-1,2-dichloroethene (DCE), detected above GWQS/GVs on both BCP Sites and off-site.
- The highest cVOCs concentrations were generally observed in the shallow groundwater near the former drycleaner on 275 Franklin Street Site and immediately downgradient on the 267 Franklin Street parcel, which is on the 432 Pearl Street Site.
- Deep groundwater across both BCP Sites contains low (residual) concentrations of cVOCs.

Soil Vapor Intrusion

- Soil vapor concentrations at the 432 Pearl Street Site ranged from non-detect to 140 ug/m^3 (PCE). Soil vapor results from the 275 Franklin Street Site reported PCE (14,000 ug/m^3), TCE (70 ug/m^3), and 1,1,1-trichloroethane (71 ug/m^3) concentrations among other constituents.
- Soil vapor samples collected from the 267 Franklin Street apartment building (part of the 432 Pearl Street Site) by NYSDEC exceeded NYSDOH air matrix criteria, indicating the need for on-site sub-slab soil vapor mitigation to minimize current exposure.
- Soil vapor samples collected from 265 Franklin Street (off-site) did not exceed the NYSDOH air matrix criteria.

1.3 Compliance

At the time of the annual Site inspection (4/5/2022), the Site was fully compliant with the NYSDEC-approved SMP (Ref 2).

1.4 Recommendations

Based on observations recorded during the Site inspection and IC/EC certification, no modifications are recommended for these Sites.

2.0 SITE OVERVIEW

All remediated parcels included in the 275 Franklin Street Site and 432 Pearl Street Site are subject to a comprehensive, site-wide SMP that identifies requirements for monitoring and maintenance of IC/ECs and procedures for post-remedial excavation and related activities. Final remedial activities undertaken at both Sites are described below.

2.1 Summary of Remedial Actions

Benchmark Civil/Environmental Engineering & Geology, PLLC in association with TurnKey Environmental Restoration, LLC (Benchmark-TurnKey) was retained by BDC to serve as the design-builder and Engineer of Record for the BCP activities with oversight provided by the NYSDEC.

2.1.1 Interim Remedial Measures (IRMs)

On July 1, 2008, the NYSDEC approved the IRM Work Plan (Ref. 3) prepared by Benchmark to identify the scope of the planned remedial measures for the 275 Franklin Street Site. Remedial measures were implemented from summer 2008 through fall 2009. The NYSDEC Division of Environmental Remediation monitored the remedial actions to verify the work was performed in accordance with the BCA, the approved IRM Work Plan, and DER-10 (Ref. 1). IRMs were implemented on behalf of BDC to promptly address on-site soil and groundwater on the 275 Franklin Street Site impacted by cVOCs to immediately mitigate public health and environmental concerns.

Soil Vapor Extraction System

A soil vapor extraction (SVE) system was installed on the 275 Franklin Street Site and operated continuously from December 8, 2008 until February 2009 when it was temporarily shut-down due to winter weather. The system was restarted on March 11, 2009 and ran continuously through September 2009. Post-IRM soil samples collected on September 17, 2009 were compared to pre-IRM data from April 2008 and Part 375 RRSCOs. The February 2009 data show significant reductions of cVOCs in unsaturated soils to well below RRSCOs and below unrestricted SCOs (USCOs). Toxicity Characteristic Leaching Procedure (TCLP) analysis also verified that these remediated soils were not characteristically hazardous.

In-Situ Groundwater Treatment

In August 2008, in-situ enhanced bioremediation of cVOCs in groundwater was performed via injection of hydrogen release compound (HRC) into 14 delivery points at 275-277 Franklin and 21 delivery points at 279 Franklin. Following HRC injection, a groundwater sampling program, consisting of eight monitoring events conducted between October 2008 and June 2012, was implemented to evaluate the effectiveness of the in-situ groundwater treatment program. The data generally showed lower trending residual concentrations of total cVOCs in monitoring wells on both BCP Sites except for shallow well MW-5 (located on the 275 Franklin Street Site), which contained relatively high residual cVOC concentrations.

Active Sub-Slab Depressurization System

Although not part of the IRM Work Plan, the NYSDEC installed an active sub-slab depressurization (ASD) system within the 267 Franklin Street apartment building (on the 432 Pearl Street Site) prior to BDC's ownership of that parcel. Malcolm Pirnie, Inc. performed initial communication testing of the sub-slab to evaluate the number of extraction points and type of exhaust fans required to optimize the systems performance under the specific Site conditions. The communication testing and system installation is detailed in the Immediate Investigation Work Assignment Summary Report, 275 Franklin Street Site, Buffalo, NY prepared by Malcolm Pirnie, Inc. in December 2009 for the NYSDEC (Ref. 4). Two separate ASD systems (one on the south side and one on the north side) were designed and installed by Mitigation Tech under contract to Malcolm Pirnie, Inc.:

- Each system is made up of a network of 3-inch and 4-inch diameter PVC piping that provides multiple suction points below the concrete basement floor. The systems provide continuous vacuum in the sub-slab through operation of in-line fans mounted at the end of the system above the roof line.
- System 1 has five suction points and two RadonAway RP-265 series centrifugal in-line fans. System 2 has three suction points and one RadonAway GP-501 series centrifugal in-line fan. U-tube monometers for each system are installed on vertical risers to provide evidence and measurement of system vacuum. Figure 4 shows the layout of the ASD system.
- Malcolm Pirnie performed pre-ASD system installation air sampling events in May and October 2008, and the system began operation in December 2008. Post-ASD system activation air sampling events were performed in February and September

2009. Following installation of the vapor mitigation system, measured concentrations of TCE and PCE were significantly reduced. Where detected in the September 2009 indoor air samples, TCE and PCE concentrations were well below the recommended DOH action levels.

The ASD is maintained and monitored in accordance with the NYSDEC-approved SMP. In the summer 2015, BDC replaced (in kind) the RadonAway GP-501 Series centrifugal in-line fan.

2.1.2 Final Remedial Actions

In April 2010, BDC submitted a RI/AA/IRM Report (Ref. 5) to NYSDEC that summarized the RI, supplemental remedial activities, and the IRM completed in 2008-2009. NYSDEC provided a comment letter to that report in February 2011 that, amongst other items, required additional groundwater remedial measures beyond the proposed in-situ HRC injections in the vicinity of MW-5 "source area" on the 275 Franklin Street Site to mitigate off-site migration of cVOCs.

The Revised RI/AA/IRM Report was submitted in January 2013. NYSDEC provided additional comments in July 2013 and prepared draft Proposed Decision Documents for each BCP Site. The final RI/AA/IRM Report was submitted to NYSDEC in July 2013 and approved September 30, 2013.

The following is a summary of the Remedial Actions performed at the BCP Sites:

1. Maintenance of the existing cover system to allow for continued commercial use of the Site.
2. Injection of a solution, zero valent iron (ZVI) and nutrients, into Site groundwater in April 2014 to enhance both abiotic and biological reductive processes.
3. Injection of a chemical oxidant into Site groundwater and saturated "smear zone" interval in March and April 2016 to destroy organic contaminants (Ref. 6).
4. Excavation of source area soil/fill in December 2016 with application of a chemical oxidant to excavation bottom to address residual impact prior to backfilling (Ref. 7). The area was backfilled with clean overburden soil followed by demarcation fabric then clean imported sand and stone. The asphalt cover system was reinstalled to match surrounding grade.
5. Execution of recording of an Environmental Easement to restrict groundwater and land use and prevent future exposure to any contamination remaining at the Site.

6. Development and implementation of a Site Management Plan for long term management of remaining contamination as required by the Environmental Easement, which includes plans for: (1) Institutional and Engineering Controls, (2) monitoring, (3) operation and maintenance and (4) reporting.

These additional final remedial actions were completed at the Site from April 2014 to December 2016; the asphalt repair was completed in September 2017. The remedial program was successful in achieving the remedial objectives for the Sites and are described in more detail in the NYSDEC-approved October 2017 Final Engineering Report (FER; Ref. 8). NYSDEC issued Certificates of Completion (COCs) for 275 Franklin Street Site on December 27, 2017 and 432 Pearl Street Site on December 28, 2017.

3.0 REMEDY PERFORMANCE

A post-remedial Site inspection involving a walk-over of both BCP Sites was performed on April 5, 2022 by Ms. Lori Riker, P.E. of Benchmark to visually observe and document the use of the Site for restricted-residential use, confirm absence of Site groundwater use, inspect the integrity of the cover system, confirm ASD system operation, and verify conformance with other requirements under the SMP. The Site inspection confirmed that the controls are in-place and functioning as intended in accordance with the SMP.

Appendix A includes the completed IC/EC Certification forms. Appendix B includes photographs taken during the April 5, 2022 inspection.

4.0 SITE MANAGEMENT PLAN

A site-wide SMP was prepared for the 275 Franklin Street and 432 Pearl Street Sites in July 2017 and approved by NYSDEC. Key components of the SMP are described below.

4.1 Institutional and Engineering Control (IC/EC) Plan

Since remaining contaminated soil/fill and groundwater exists beneath both 275 Franklin Street and 432 Pearl Street Sites, IC/ECs are required to protect public health and the environment. The IC/EC Plan describes the procedures for the implementation and management of all IC/ECs on the Sites.

4.1.1 Institutional Controls

The following institutional controls apply to both Sites:

- The property may only be used for restricted-residential or commercial use provided that the long-term IC/ECs included in the SMP are employed.
- The property may not be used for a higher level of use, such as unrestricted and residential use, without additional remediation and amendment of the Environmental Easements, as approved by the NYSDEC.
- All future activities on the property that will disturb remaining contaminated material must be conducted in accordance with the SMP.
- The use of groundwater underlying the property as a source of potable or process water is prohibited without necessary water quality treatment, as determined by the NYSDOH or County DOH, rendering it safe for intended use.
- The potential for vapor intrusion must be evaluated for any new buildings developed on the property, and any potential impacts that are identified must be monitored or mitigated.
- Compliance with the Operation & Maintenance Plan, included as Section 4 of the SMP (Ref. 2), for the maintenance and monitoring of the existing vapor intrusion ASD system within the 14-unit apartment building at 267 Franklin Street.
- Vegetable gardens and farming on the BCP Sites are prohibited.
- The Site owner or remedial party will submit to NYSDEC a written statement that certifies, under penalty of perjury, that (1) controls employed at the Controlled Property are unchanged from the previous certification or that any changes to the controls were approved by the NYSDEC; and (2) nothing has occurred that impairs the ability of the controls to protect public health and environment or that

constitute a violation or failure to comply with the SMP. NYSDEC retains the right to access such Controlled Property at any time to evaluate the continued maintenance of controls. This certification shall be submitted annually, or an alternate period of time that NYSDEC may allow and will be made by an expert that the NYSDEC finds acceptable.

4.1.2 Engineering Controls

Engineering controls include:

- Cover System (both Sites): The cover system, including building foundations, concrete sidewalks, concrete or asphalt driveways, parking areas, and landscaped vegetated areas, must be maintained in compliance with the SMP.
- In-Situ Plume Reduction: On the 275-277 Franklin Street property, PersulfOx was added to the base of the 2016 excavation to address residual groundwater contamination in-situ.
- Vapor Intrusion Mitigation: Requires placement of a vapor barrier beneath newly installed building concrete floor slabs for both Sites and continued operation of the ASD system installed within the 267 Franklin Street apartment building (on the 432 Pearl Street Site).

At the time of the Site inspection, the Sites covered by this PRR were fully compliant with all IC/EC requirements except for minor repair needed on the cover system as discussed in Section 4.3.

4.2 Excavation Work Plan

An Excavation Work Plan (EWP) was included in Appendix B of the approved SMP. The EWP provides guidelines for the management of soil/fill material during any future intrusive activities. Any intrusive work that will penetrate the cover system, or encounter or disturb the remaining contamination, including any modifications or repairs to the existing cover system, must be performed in compliance with the EWP and conducted in accordance with a site-specific Health and Safety Plan (HASP) and Community Air Monitoring Plan (CAMP) included with the SMP.

There were no intrusive activities requiring management of on-site soil or fill material, placement of backfill materials, or disturbance of the cover system during the monitoring period. No repairs to the cover system were required during the reporting period.

4.3 Reporting Period Site Work

Site work completed by BDC on April 14, 2022 included cleanup of debris in the southwest corner of the 432 Pearl Street Site and asphalt patching to repair minor damage to this small section of the parking lot.

4.4 Annual Inspection and Certification Program

The Annual Inspection and Certification Program outlines requirements for certifying and attesting that the IC/ECs employed on the Sites are unchanged from the original design and/or previous certification. The Annual Certification includes a Site inspection and completion of the NYSDEC's IC/EC Certification Form. The Site inspection is intended to verify that the IC/ECs:

- Are in place and effective.
- Are performing as designed.
- That nothing has occurred that would impair the ability of the controls to protect the public health and environment.
- That nothing has occurred that would constitute a violation or failure to comply with any operation and maintenance plan for such controls.
- Access is available to the Site to evaluate continued maintenance of such controls.

Inspection of 275 Franklin Street Site and 432 Pearl Street Site was conducted by Ms. Lori Riker, P.E. of Benchmark on April 5, 2022. Ms. Riker is a licensed and registered NY State Professional Engineer, which meets the requirements of a Qualified Environmental Professional (QEP) per 6NYCRR Part 375.12. At the time of the inspection, no new redevelopment activities were noted on either the 275 Franklin Street or 432 Pearl Street Sites. During the April 5, 2022 inspection, Benchmark identified a small area on the southwest corner of the larger 432 Pearl Street parking lot that required debris cleanup and minor asphalt repair. BDC cleaned up and repaired this area on April 14, 2022. The asphalt cover present on both Sites was intact and functioning as intended. No observable indication of intrusive activities was noted during the Site inspection.

Appendix A includes the completed Site Management PRR Notice – Institutional and Engineering Controls Certification Forms. Appendix B includes a PRR photo log.

4.5 Operation, Monitoring and Maintenance Plan

The Operation, Monitoring and Maintenance (OM&M) Plan describes the measures necessary to operate, monitor, and maintain the mechanical components of the remedy selected for the Site and is more fully described in Section 4.0 of the SMP.

Information on non-mechanical Engineering Controls (i.e., cover system) is provided in Section 4.1 of this PRR.

4.5.1 Sub-Slab Depressurization System

The ASD system manometers and roof-top fans were inspected by Ms. Lori Riker, P.E. of Benchmark on April 5, 2022. The vacuum readings (in H_2O) from each systems' u-tube manometers at the time of the inspection were 1.4 inches of water column (w.c.) at ASD System #1 and 0.5 inches of w.c. at ASD System #2. At the time of the inspection, readings confirmed adequate depressurization and fans were operating as designed. Monthly ASD system readings recorded by the apartment building maintenance manager confirm both systems continue to operate as designed. Appendix C includes the ASD logs for Systems #1 and #2.

Figure 4 provides a layout of the system depicting the piping, fan locations, and extraction points. ASD system installation and manual information is included in Appendix H of the SMP (Ref. 2).

5.0 GROUNDWATER MONITORING

Groundwater monitoring events were completed in general accordance with the SMP. Sampling of piezometers PZ-4R, PZ-5, PZ-6, PZ-11, PZ-12, PZ-13, PZ-14, and monitoring wells MW-5R, MW-23S, MW-24S and MW-24D was completed on November 2, 2021 and April 5, 2022.

Post-remedial groundwater and performance monitoring consisted of collecting groundwater samples using low-flow sampling procedures per Benchmark's Field Operating Procedure (FOP) contained in Appendix E of the SMP. Table 1 summarizes the monitoring well and piezometer construction details. Table 2 provides groundwater elevation data between October 2008 and April 2022. Figures 5 and 6 present the groundwater isopotential maps for the November 2021 and April 2022 sampling events. Groundwater flow is consistent with previous figures, flowing southwest across the Sites. Figures 7 and 8 present the isoconcentration maps for total cVOCs using the November 2021 and April 2022 groundwater data.

Groundwater samples from each of the sampled wells/piezometers were analyzed for TCL VOCs per USEPA Method 8260. Field parameters including pH, temperature, specific conductance, turbidity, dissolved oxygen, and oxidation-reduction potential were also collected. Groundwater samples were submitted under chain-of-custody command to Alpha Analytical, a NYSDOH ELAP laboratory, for analysis. Appendix D includes the laboratory analytical data packages and field notes. The November 2021 and April 2022 groundwater data were submitted to the NYSDEC EQuIS database on May 9, 2022.

Table 3 summarizes analytical data from recent as well as historic groundwater monitoring events with comparison to Class GA GWQS/GVs as listed in NYSDEC Division of Water Technical and Operational Guidance Series (TOGS) (1.1.1). Table 4 summarizes VOC analytical data and GWQS exceedances at wells/piezometers following the excavation completed in 2016. Benchmark has performed 10 groundwater sampling events at four monitoring wells and seven piezometers since the 2016 remedial excavation. On-site and off-site groundwater quality results are discussed below.

On-Site Groundwater Quality:

Results indicate an overall decreasing trend in cVOC (specifically cis-1,2-DCE, PCE and TCE) concentrations at most of the monitoring locations. Monitoring well MW-5R (former source area well) had a 99% reduction in both total cVOCs and PCE concentrations between the pre- and post-excavation sampling. The November 2021 and April 2022 sampling events are summarized below with a comparison to historic post-excavation sampling results (see Table 4):

- PCE was detected above its GWQS at all monitored locations with concentrations ranging between 12 and 2,100 ppb. An overall concentration decrease was observed at most piezometers over the 10 post-excavation sampling events. PCE concentrations in piezometers PZ-11 and PZ-12 and well MW-5R have fluctuated but are generally lower than previous post-excavation groundwater monitoring results.
- TCE was detected above its GWQS at piezometers PZ-4R, PZ-11, PZ-13, and PZ-14, with concentrations ranging from 9.2 to 36 ppb. The TCE concentrations at well MW-5R were 150 and 180 ppb, which are lower than April 2021 but consistent with concentrations observed since 2019.
- Cis-1,2-DCE was detected above the GWQS at piezometers PZ-4R, PZ-11, PZ-12, PZ-13, and PZ-14, with concentrations ranging from 5.5 to 390 ppb. The cis-1,2-DCE concentrations at well MW-5R were 360 and 230 ppb, which is consistent with 2020/2021 concentrations.
- Vinyl chloride (VC) was only detected in piezometers PZ-13 (10 ppb in November 2021 and 4.3 ppb in April 2022) and PZ-14 (35 ppb in November 2021 and 8 ppb in April 2022). Over the 10 post-excavation sampling events, a general concentration decrease was observed at piezometers PZ-13 and PZ-14.

Off-Site Groundwater Quality:

Off-site monitoring wells include MW-23S, MW-24S, and MW-24D (sampled by Benchmark), and MW-23D, MW-25S, MW-26S, and MW-27S (sampled by NYSDEC). Total cVOC concentrations in well MW-23S fluctuate but remain below 1 ppm. The PCE concentration at well MW-24S showed an order of magnitude reduction in April 2022, dropping below 1,000 ppb. Total cVOC concentrations in well MW-25S dropped below 1,000 ppb during the November 2021 and April 2022 sampling events. Total cVOC concentrations

at well MW-26S decreased in April 2022 and remains below 1,000 ppb[1]. The concentration of PCE observed in well MW-27S during both sampling events is slightly above the GWQS, with total cVOC concentrations remaining below 10 ppb. Wells MW-23S, MW-24S, MW-25S, MW-26S, and MW-27S all had at least on GWQS exceedance.

cVOC concentrations in deep well MW-23D were well below GWQSs. Total cVOC concentrations in deep well MW-24D were lower than the April 2021 results and remain below 1,000 ppb. Cis-1,2-DCE, PCE, and TCE continue to be detected above GWQSs at MW-24D.

5.1 Additional Remediation Assessment

As requested by NYSDEC, total cVOC results were graphed for wells that have historically observed cVOC concentrations over 1,000 ppb. Appendix E include charts for on-site wells MW-5R, PZ-4R, PZ-11, and PZ-12 and off-site wells MW-24S, MW-25S, and MW-26S. A reduction in total cVOCs was observed at on-site wells MW-5R, PZ-11, and PZ-12 compared to pre-remediation activities. Total cVOC concentrations continuing to fluctuate at well MW-5R and piezometer PZ-11 but are generally decreasing. Total cVOC concentrations at piezometer PZ-11 have been reduced by 50% since November 2020. Total cVOCs at piezometer PZ-4R continue to fluctuate between 1,100 and 2,100 ppb. A general decreasing trend in contamination over time has been observed at all other on-site piezometers.

A general decreasing trend in contamination over time has been observed at off-site wells. A steady decline in total cVOC concentrations following excavation activities has been observed at well MW-24S except for a temporary rebound in April 2021; however, total cVOC concentrations have since dropped to below 1,000 ppb. Total cVOC concentrations in well MW-25S have decreased significantly since February 2019 and are now below 1,000 ppb. Total cVOCs at well MW-26S have been below 1,000 ppb since November 2020.

[1] The November 2021 MW-26S sample was analyzed at a much higher dilution causing increased reporting limits; specifically, cis-1,2-DCE is reported as non-detect but the method detection limit is greater than the GWQS. 2-Butanone was detected above its GWQS for the first time during the April 2022 sampling event; however, 2-butanone is a known laboratory contaminant.

5.2 Data Usability

Appendix F includes the data usability summary report (DUSR) completed by Data Validation Services for the samples collected by Benchmark. Results for the samples are usable either as reported or with minor qualification as estimated due to failure for calibration standard responses to meet validation guidelines. Results for 1,4-dioxane have been rejected due to low responses in the calibration standards; however, 1,4-dioxane was not detected about the method detection limit in any sample.

NYSDEC completed groundwater sampling on November 1, 2021 and April 6, 2022. Environmental Data Quality, Inc. reviewed the data and completed a Data Usability Summary Report (DUSR), provided in Appendix F. No data was rejected, and most data was acceptable for use as-is. Certain results were analyzed at dilution causing reporting limits to be elevated. All compounds that were qualitatively identified at concentrations below their respective reporting limits have been marked with "J" qualifiers to indicate that they are quantitative estimates. During the November 2021 sampling event, both cis-1,2-DCE and PCE at well MW-25S were considered biased low quantitative estimates due to presence of interference detected in the matrix spike/matrix spike duplicate (MS/MSD).

Tables 3 and 4 have been updated to reflect the final accepted data.

6.0 CONCLUSIONS AND RECOMMENDATIONS

At the time of the Site inspection:

- The cover system at 275 Franklin Street and 432 Pearl Street Sites complied with the SMP, except for a small asphalt area in the southwest corner of the 432 Pearl Street Parking lot. This area was cleaned and repaired by BDC on April 14, 2022 prior to the end of the reporting period.
- The ASD systems within the apartment building at 267 Franklin Street have been monitored monthly and determined to be functioning properly.
- Most on-site groundwater monitoring locations indicate decreasing trends, affirming that remedial actions have been effective in removing source contamination and are continuing to degrade contaminants of concern. Total cVOC concentrations continue to fluctuate at well MW-5R and piezometers PZ-4R and PZ-11.
- Total cVOC concentrations remained above GWQSs at off-site downgradient wells MW-23S, MW-24S, MW-25S, MW-26S, and MW-27S during the November 2021 and April 2022 sampling events indicating continued historic plume migration traveling in the direction of groundwater flow. However, total cVOC concentrations have shown an overall decreasing trend.

Benchmark will continue to complete semi-annual groundwater monitoring with the next sampling event to be performed in November 2022. No additional modifications are recommended for the 275 Franklin Street and 432 Pearl Street Sites.

7.0 DECLARATION/LIMITATIONS

Benchmark Civil/Environmental Engineering & Geology, PLLC personnel conducted the annual site inspection for BCP Site Nos. C915208 and C915237 in Buffalo, New York, according to generally accepted practices. This report complies with the scope of work provided to Buffalo Development Corporation by Benchmark Civil/Environmental Engineering & Geology, PLLC.

This PRR has been prepared for the exclusive use of Buffalo Development Corporation. The contents of this PRR are limited to information available at the time of the Site inspection. The findings herein may be relied upon only at the discretion of Buffalo Development Corporation. Use of or reliance upon this PRR or its findings by any other person or entity is prohibited without written permission of Benchmark Civil/Environmental Engineering & Geology, PLLC.

8.0 REFERENCES

1. New York State Department of Environmental Conservation. *DER-10/ Technical Guidance for Site Investigation and Remediation*. May 3, 2013.
2. Benchmark Environmental Engineering & Science, PLLC. *Site Management Plan, 275 Franklin Street Site, BCP Site No. C915208 and 432 Pearl Street Site, BCP Site No. C915237, Buffalo, New York*. July 2017
3. Benchmark Environmental Engineering & Science, PLLC. *Interim Remedial Measures Work Plan, 275 Franklin Street Site, Buffalo, NY*. June 2008
4. New York State Department of Environmental Conservation. *Immediate Investigation Work Assignment Summary Report, 275 Franklin Street Site, Buffalo, New York*. December 2009.
5. Benchmark Environmental Engineering & Science, PLLC and TurnKey Environmental Restoration, LLC. *Remedial Investigation/Alternatives Analysis/Interim Remedial Measures Report, 275 Franklin Street & 432 Pearl Street Sites, Buffalo, New York, BCP Site Nos. C915208 & C915237*. April 2010. Revised January and July 2013.
6. Benchmark Environmental Engineering & Science, PLLC. *Additional Remedial Measure Work Plan, 275 Franklin Street Site, Buffalo, New York, BCP Site No. C915208*. January 14, 2016.
7. Benchmark Environmental Engineering & Science, PLLC. *Remedial Action Work Plan – Revision 1, 275 Franklin Street Site, Buffalo, New York, BCP Site No. C915208*. November 22, 2016
8. Benchmark Environmental Engineering & Science, PLLC. *Final Engineering Report, 275 Franklin Street Site, BCP Site No. C915208 and 432 Pearl Street Site, BCP Site No. C915237, Buffalo, New York*. October 2017.

FIGURES

F:\CAD\Benchmark\Buffalo Development Corp\275 Franklin Street Site\0-PRR\Figure 1; Site Location and Vicinity Map.dwg, 12/17/2021 3:38:14 PM

FIGURE 1

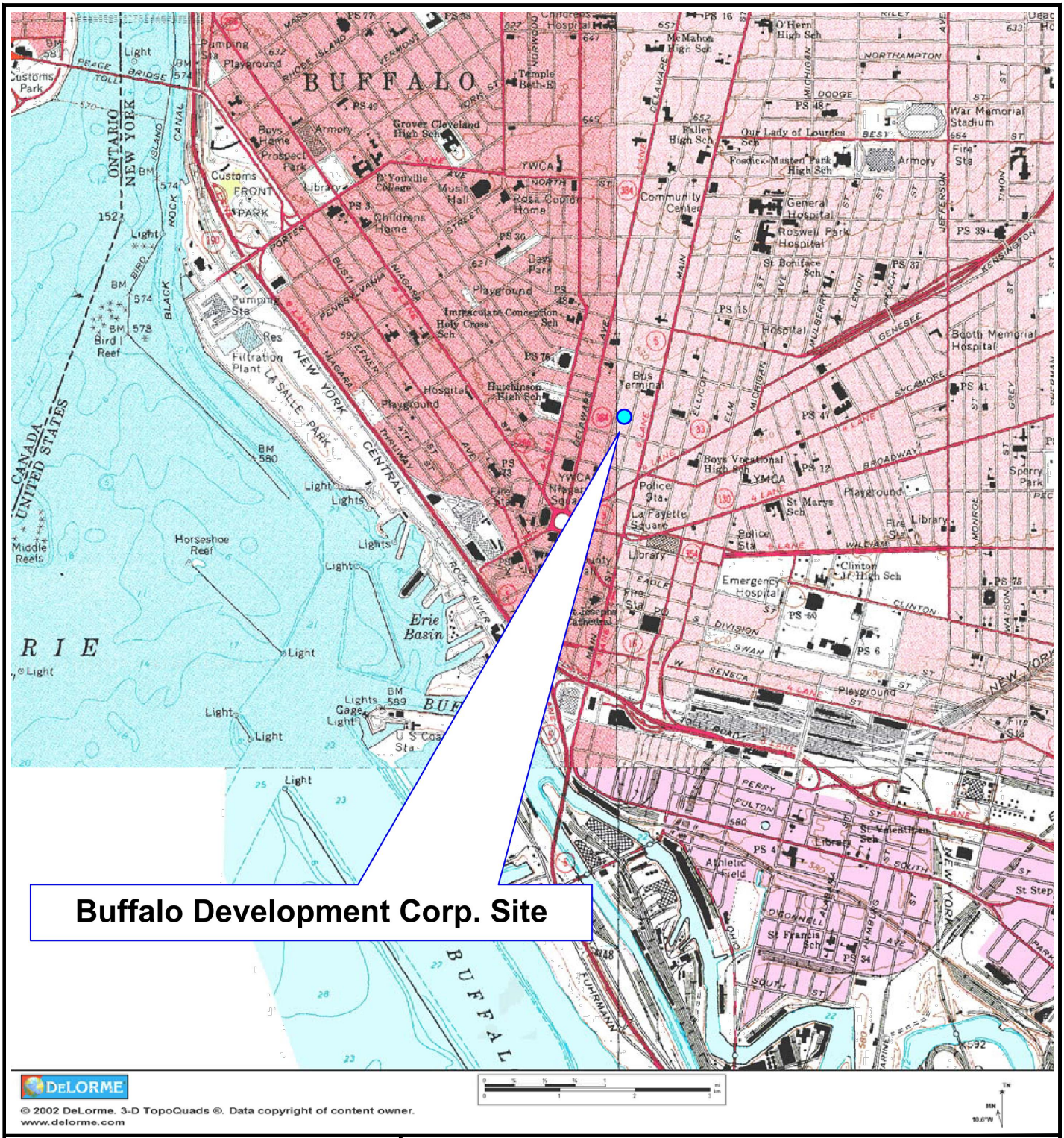

BENCHMARK ENVIRONMENTAL ENGINEERING & SCIENCE, PLLC

2558 HAMBURG TURNPIKE
SUITE 300
BUFFALO, NY 14218
(716) 856-0599

PROJECT NO.: 0156-021-001

DATE: NOVEMBER 2021

DRAFTED BY: BCH-CMC

SITE LOCATION AND VICINITY MAP

PERIODIC REVIEW REPORT

275 FRANKLIN STREET & 432 PEARL STREET SITES
BUFFALO, NEW YORK
BCP NO. C915208 & C915237

PREPARED FOR

BUFFALO DEVELOPMENT CORPORATION

DISCLAIMER:
PROPERTY OF BENCHMARK ENVIRONMENTAL ENGINEERING & SCIENCE, PLLC. IMPORTANT: THIS DRAWING PRINT IS LOANED FOR MUTUAL ASSISTANCE AND AS SUCH IS SUBJECT TO RECALL AT ANY TIME. INFORMATION CONTAINED HEREON IS NOT TO BE DISCLOSED OR REPRODUCED IN ANY FORM FOR THE BENEFIT OF PARTIES OTHER THAN NECESSARY SUBCONTRACTORS & SUPPLIERS WITHOUT THE WRITTEN CONSENT OF BENCHMARK ENVIRONMENTAL ENGINEERING & SCIENCE, PLLC.

F:\CAD\Benchmark\Buffalo Development Corp\275 Franklin Street Site\z - 275Franklinbasemap.dwg, 12/17/2021 3:58:04 PM

LEGEND:

- 275 FRANKLIN STREET BCP SITE (BCP NO. C915208)
- 432 PEARL STREET BCP SITE (BCP NO. C915237)
- EXISTING BUILDING
- PARCEL LINE
- FENCE
- MW-1 — DEEP (1) / INTERMEDIATE (2) MONITORING WELL
- MW-23S — OFF-SITE SHALLOW MONITORING WELL (5)
- MW-22S — OFF-SITE SHALLOW MONITORING WELL - DECOMMISSIONED 2018 (2)
- MW-23D — OFF-SITE DEEP MONITORING WELL (2)
- MW-22D — OFF-SITE DEEP MONITORING WELL - DECOMMISSIONED 2018 (2)
- MW-5R — SHALLOW MONITORING WELL
- PZ-4 — SHALLOW PIEZOMETER

SCALE: 1 INCH = 50 FEET
SCALE IN FEET
(approximate)

DATE: NOVEMBER 2021
DRAFTED BY: CMC

2558 HAMBURG TURNPIKE
SUITE 300
BUFFALO, NY 14218
(716) 856-0599

BENCHMARK ENVIRONMENTAL ENGINEERING & SCIENCE, PLLC

JOB NO.: 0156-021-001

SITE PLAN (AERIAL)

PERIODIC REVIEW REPORT

275 FRANKLIN STREET SITE
BUFFALO, NEW YORK
BCP NO. C915208

PREPARED FOR

BUFFALO DEVELOPMENT CORPORATION

FIGURE 2

DISCLAIMER:
PROPERTY OF BENCHMARK ENVIRONMENTAL ENGINEERING & SCIENCE, PLLC. IMPORTANT: THIS DRAWING PRINT IS LOANED FOR MUTUAL ASSISTANCE AND AS SUCH IS SUBJECT TO RECALL AT ANY TIME. INFORMATION CONTAINED HEREON IS NOT TO BE DISCLOSED OR REPRODUCED IN ANY FORM FOR THE BENEFIT OF PARTIES OTHER THAN NECESSARY SUBCONTRACTORS & SUPPLIERS WITHOUT THE WRITTEN CONSENT OF BENCHMARK ENVIRONMENTAL ENGINEERING & SCIENCE, PLLC.

F:\CAD\Benchmark\Buffalo Development Corp\275 Franklin Street Site\0-PRR\Figure 3, Site Wide Cover System.dwg, 12/17/2021 3:39:16 PM

LEGEND:

- 275 FRANKLIN STREET BCP SITE (BCP NO. C915208)
- 432 PEARL STREET BCP SITE (BCP NO. C915237)
- EXISTING BUILDING
- SEE COVER SYSTEM DETAIL 1
- SEE COVER SYSTEM DETAIL 2 (REMEDIAL EXCAVATION AREA)
- SEE COVER SYSTEM DETAIL 3 (NEW ASPHALT AREA)
- PARCEL LINE

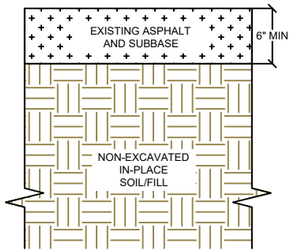

COVER DETAIL 1

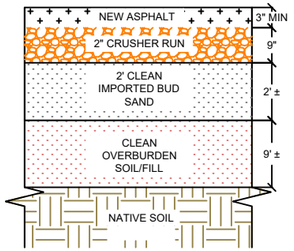

COVER DETAIL 2

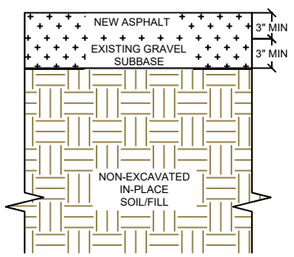

COVER DETAIL 3

50' 0' 50' 100'

SCALE: 1 INCH = 50 FEET
SCALE IN FEET
(approximate)

N

DATE: NOVEMBER 2021
DRAFTED BY: CMC

2558 HAMBURG TURNPIKE
SUITE 300
BUFFALO, NY 14218
(716) 856-0599

BENCHMARK ENVIRONMENTAL ENGINEERING & SCIENCE, PLLC

JOB NO.: 0156-021-001

SITE WIDE COVER SYSTEM

PERIODIC REVIEW REPORT

275 FRANKLIN STREET & 432 PEARL STREET SITES
BUFFALO, NEW YORK
BCP NO. C915208 & C915237

PREPARED FOR

BUFFALO DEVELOPMENT CORPORATION

FIGURE 3

DISCLAIMER:
PROPERTY OF BENCHMARK ENVIRONMENTAL ENGINEERING & SCIENCE, PLLC. IMPORTANT: THIS DRAWING PRINT IS LOANED FOR MUTUAL ASSISTANCE AND AS SUCH IS SUBJECT TO RECALL AT ANY TIME. INFORMATION CONTAINED HEREON IS NOT TO BE DISCLOSED OR REPRODUCED IN ANY FORM FOR THE BENEFIT OF PARTIES OTHER THAN NECESSARY SUBCONTRACTORS & SUPPLIERS WITHOUT THE WRITTEN CONSENT OF BENCHMARK ENVIRONMENTAL ENGINEERING & SCIENCE, PLLC.

F:\CAD\Benchmark\Buffalo Development Corp\275 Franklin Street Site\0-PRR\Figure 4; ASD System Layoutdwg, 12/17/2021 3:59:40 PM

LEGEND:

- 267 FRANKLIN STREET APARTMENT BUILDING (432 PEARL STREET BCP SITE)
- ASD SYSTEM 1 (5 SUBSLAB SUCTION POINTS): RP-265 Series Centrifugal In-Line Fans (2)
- ASD SYSTEM 2 (3 SUBSLAB SUCTION POINTS): GP-501 Series Centrifugal In-Line Fan (1)
- RADONAWAY IN-LINE FAN (3)

NOTES:
1. THIS FIGURE WAS DERIVED FROM THE MALCOLM PIRNIE IMMEDIATE INVESTIGATION WORK ASSIGNMENT SUMMARY REPORT DATED DECEMBER 2009.

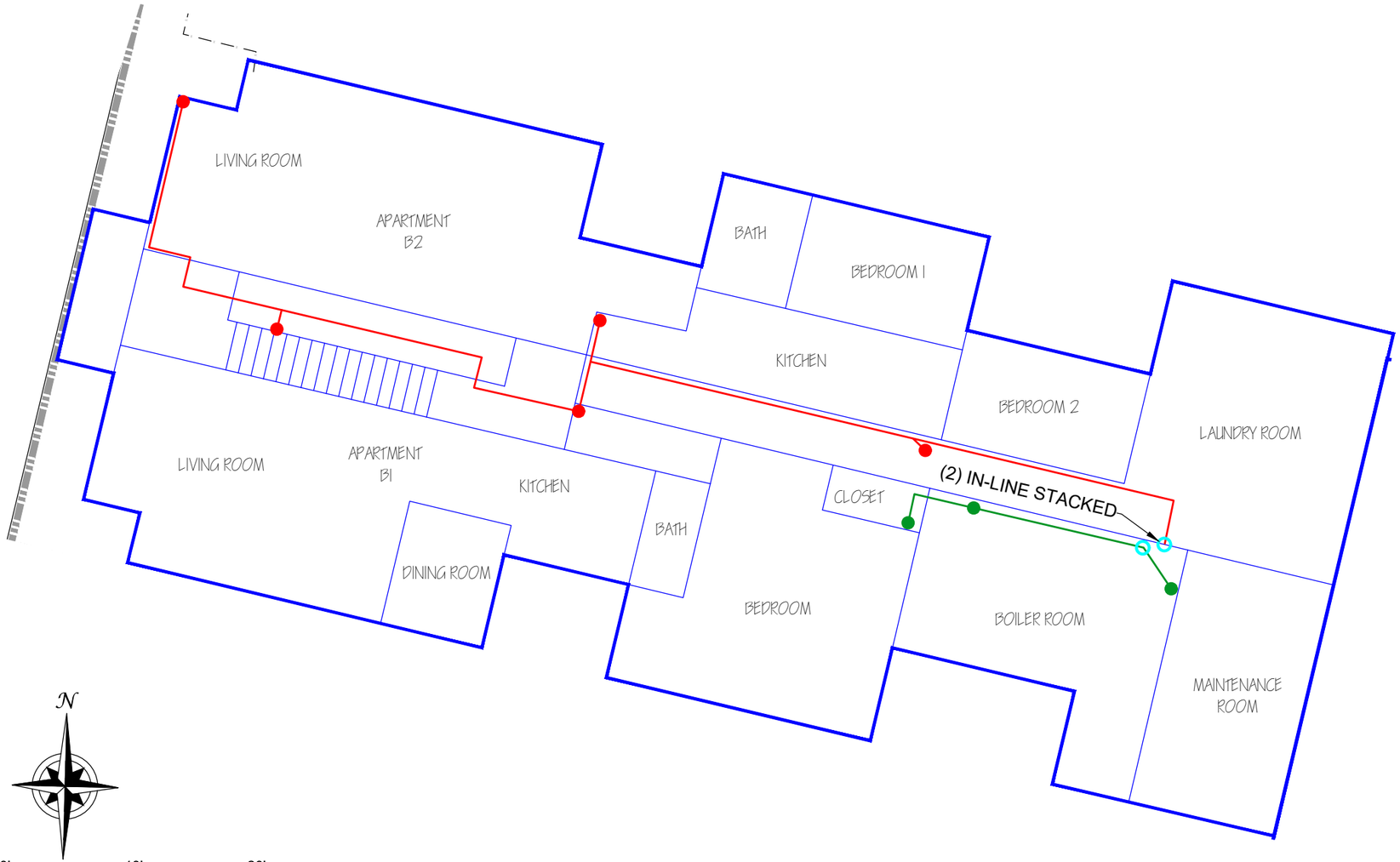

N

10' 0' 10' 20'

SCALE: 1 INCH = 10 FEET
SCALE IN FEET
(approximate)

DATE: NOVEMBER 2021
DRAFTED BY: CMC

2558 HAMBURG TURNPIKE
SUITE 300
BUFFALO, NY 14218
(716) 856-0599

BENCHMARK ENVIRONMENTAL ENGINEERING & SCIENCE, PLLC

JOB NO.: 0156-021-001

ASD SYSTEM LAYOUT

PERIODIC REVIEW REPORT

275 FRANKLIN STREET & 432 PEARL STREET SITES
BCP NO. C915208 & C915237
BUFFALO, NEW YORK

PREPARED FOR
BUFFALO DEVELOPMENT CORPORATION

FIGURE 4

F:\CAD\Benchmark\Buffalo Development Corp\275 Franklin Street Site\0-PRR\2022\Figure 5-Shallow GW Isopotential Map - Nov 2021.dwg, 5/26/2022 8:55:01 AM

LEGEND:

- 275 FRANKLIN STREET BCP SITE (BCP NO. C915208)
- 432 PEARL STREET BCP SITE (BCP NO. C915237)
- EXISTING BUILDING
- PARCEL LINE
- FENCE
- MW-1 — DEEP (1) / INTERMEDIATE (2) MONITORING WELL
- MW-23S — OFF-SITE SHALLOW MONITORING WELL (5)
- MW-22S — OFF-SITE SHALLOW MONITORING WELL - DECOMMISSIONED 2018 (2)
- MW-23D — OFF-SITE DEEP MONITORING WELL (2)
- MW-22D — OFF-SITE DEEP MONITORING WELL - DECOMMISSIONED 2018 (2)
- MW-5R — SHALLOW MONITORING WELL WITH GROUNDWATER ELEVATION (fmsl)
- PZ-5 — SHALLOW PIEZOMETER WITH GROUNDWATER ELEVATION (fmsl)

NOTE: DEPTH TO WATER READINGS AT MW-25S, MW-26S, AND MW-27S ARE FROM THE NOVEMBER 1, 2021 NYSDEC SAMPLING EVENT. ALL OTHER DEPTH TO WATER MEASUREMENTS ARE FROM BENCHMARK NOVEMBER 2, 2021 SAMPLING EVENT.

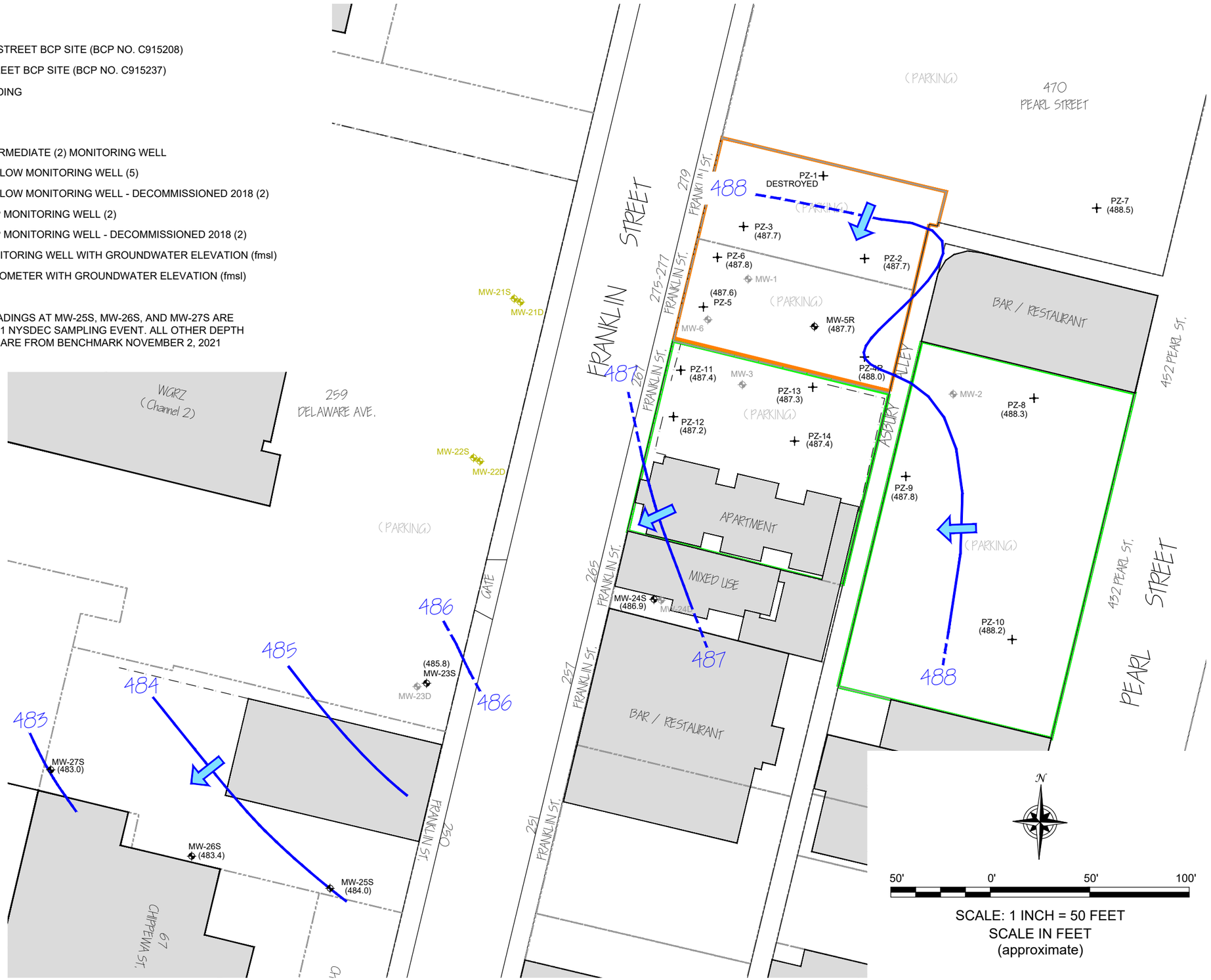

DATE: NOVEMBER 2020
DRAFTED BY: CMC

BENCHMARK

2558 HAMBURG TURNPIKE, SUITE 300, BUFFALO, NY 14218,
(716) 856-0599

JOB NO.: 0156-020-001

SHALLOW OVERBURDEN ISOPOTENTIAL MAP (11/02/21)

PERIODIC REVIEW REPORT

275 FRANKLIN STREET SITE
BUFFALO, NEW YORK
BCP NO. C915208

PREPARED FOR

BUFFALO DEVELOPMENT CORPORATION

FIGURE 5

DISCLAIMER:
PROPERTY OF BENCHMARK CIVIL/ENVIRONMENTAL ENGINEERING & GEOLOGY, PLLC. IMPORTANT: THIS DRAWING PRINT IS LOANED FOR MUTUAL ASSISTANCE AND AS SUCH IS SUBJECT TO RECALL AT ANY TIME. INFORMATION CONTAINED HEREON IS NOT TO BE DISCLOSED OR REPRODUCED IN ANY FORM FOR THE BENEFIT OF PARTIES OTHER THAN NECESSARY SUBCONTRACTORS & SUPPLIERS WITHOUT THE WRITTEN CONSENT OF BENCHMARK ENVIRONMENTAL ENGINEERING & SCIENCE, PLLC.

F:\CAD\Benchmark\Buffalo Development Corp\275 Franklin Street Site\0-PRR\2022\Figure 6; Shallow GW Isopotential Map - April 2022.dwg, 5/26/2022 8:55:58 AM

LEGEND:

- 275 FRANKLIN STREET BCP SITE (BCP NO. C915208)
- 432 PEARL STREET BCP SITE (BCP NO. C915237)
- EXISTING BUILDING
- PARCEL LINE
- FENCE
- MW-1 — DEEP (1) / INTERMEDIATE (2) MONITORING WELL
- MW-23S — OFF-SITE SHALLOW MONITORING WELL (5)
- MW-22S — OFF-SITE SHALLOW MONITORING WELL - DECOMMISSIONED 2018 (2)
- MW-23D — OFF-SITE DEEP MONITORING WELL (2)
- MW-22D — OFF-SITE DEEP MONITORING WELL - DECOMMISSIONED 2018 (2)
- MW-5R — SHALLOW MONITORING WELL WITH GROUNDWATER ELEVATION (fmsl)
- PZ-5 — SHALLOW PIEZOMETER WITH GROUNDWATER ELEVATION (fmsl)

NOTE: DEPTH TO WATER READINGS AT MW-25S, MW-26S, AND MW-27S ARE FROM THE APRIL 6, 2022 NYSDEC SAMPLING EVENT. ALL OTHER DEPTH TO WATER MEASUREMENTS ARE FROM BENCHMARK APRIL 5, 2022 SAMPLING EVENT.

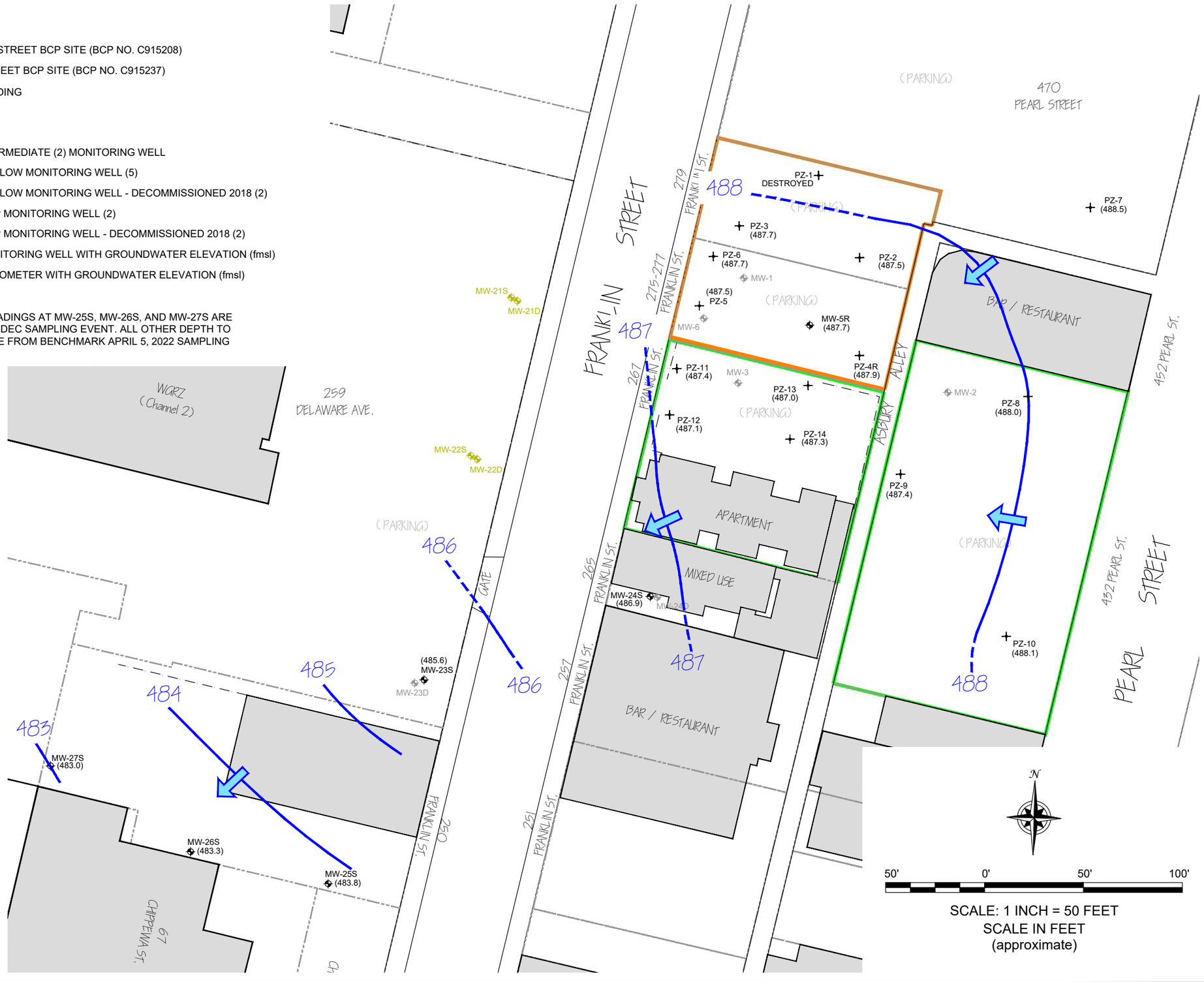

DATE: NOVEMBER 2020
DRAFTED BY: CMC

BENCHMARK

2558 HAMBURG TURNPIKE, SUITE 300, BUFFALO, NY 14218, (716) 856-0599

JOB NO.: 0156-020-001

SHALLOW OVERBURDEN ISOPOTENTIAL MAP (04/05/22)

PERIODIC REVIEW REPORT

275 FRANKLIN STREET SITE
BUFFALO, NEW YORK
BCP NO. C915208

PREPARED FOR

BUFFALO DEVELOPMENT CORPORATION

FIGURE 6

DISCLAIMER:
PROPERTY OF BENCHMARK CIVIL/ENVIRONMENTAL ENGINEERING & GEOLOGY, PLLC. IMPORTANT: THIS DRAWING PRINT IS LOANED FOR MUTUAL ASSISTANCE AND AS SUCH IS SUBJECT TO RECALL AT ANY TIME. INFORMATION CONTAINED HEREON IS NOT TO BE DISCLOSED OR REPRODUCED IN ANY FORM FOR THE BENEFIT OF PARTIES OTHER THAN NECESSARY SUBCONTRACTORS & SUPPLIERS WITHOUT THE WRITTEN CONSENT OF BENCHMARK ENVIRONMENTAL ENGINEERING & SCIENCE, PLLC.

F:\CAD\Benchmark\Buffalo Development Corp\275 Franklin Street Site\0-PRR\2022\Figure 7; Total cVOCs Concentration_Nov.2021.dwg 5/24/2022 8:32:41 AM

LEGEND:

- 275 FRANKLIN STREET BCP SITE (BCP NO. C915208)
- 432 PEARL STREET BCP SITE (BCP NO. C915237)
- EXISTING BUILDING
- PARCEL LINE
- FENCE
- MW-1 — DEEP / INTERMEDIATE / OFF-SITE MONITORING WELL
- MW-23S — OFF-SITE SHALLOW MONITORING WELL (2) (NYSDEC, July 2009)
- MW-22S — OFF-SITE SHALLOW MONITORING WELL - DECOMMISSIONED 2018 (2)
- MW-23D — OFF-SITE DEEP MONITORING WELL (2) (NYSDEC, July 2009)
- MW-22D — OFF-SITE DEEP MONITORING WELL - DECOMMISSIONED 2018 (2)
- MW-26S — OFF-SITE SHALLOW MONITORING WELL (3) (NYSDEC, September 2012)
- MW-5 — SHALLOW MONITORING WELL
- PZ-4 — SHALLOW PIEZOMETER
- 14 — TOTAL cVOCs CONCENTRATION (ug/L)
- TOTAL cVOCs ISOCONCENTRATION CONTOURS (DASHED WHERE INFERRED)
- TOTAL cVOCs CONCENTRATION OF > 1,000 ug/L
- TOTAL cVOCs CONCENTRATION OF 100 - 1,000 ug/L
- TOTAL cVOCs CONCENTRATION OF 5 - 100 ug/L

NOTE: TOTAL cVOC CONCENTRATION RESULTS AT MW-25S, MW-26S, AND MW-27S ARE FROM THE NOVEMBER 1, 2021 NYSDEC SAMPLING EVENT. ALL OTHER cVOC CONCENTRATION RESULTS ARE FROM BENCHMARK NOVEMBER 2, 2021 SAMPLING EVENT.

N

50' 0' 50' 100'

SCALE: 1 INCH = 50 FEET
SCALE IN FEET
(approximate)

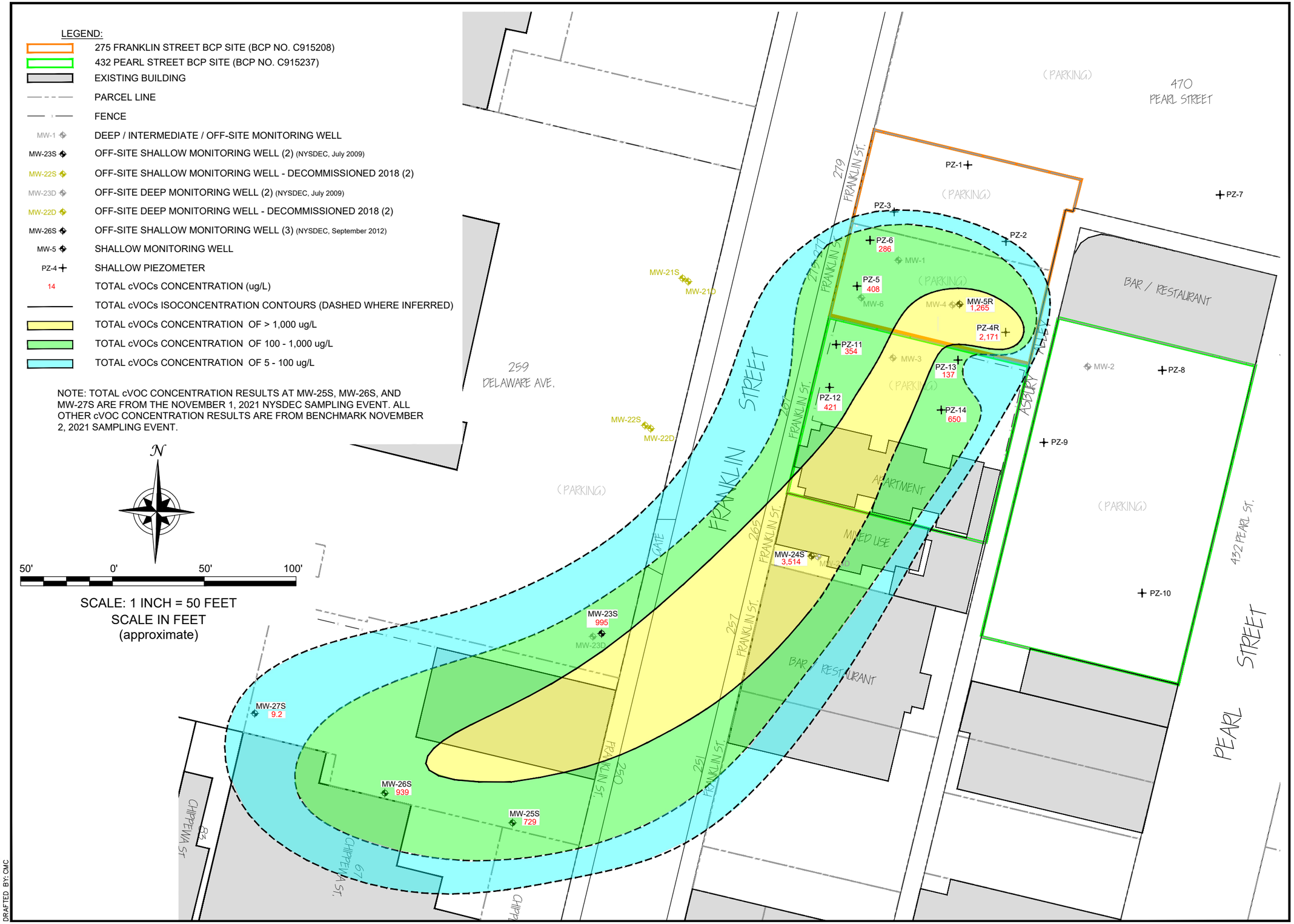

DATE: APRIL 2020
DRAFTED BY: CMC

BENCHMARK

2558 HAMBURG TURNPIKE, SUITE 300, BUFFALO, NY 14218,
(716) 856-0599

JOB NO.: 0156-021-001

SHALLOW OVERBURDEN TOTAL cVOCs ISOCONCENTRATION MAP (11/2/2021)

PERIODIC REVIEW REPORT

275 FRANKLIN STREET & 432 PEARL STREET SITES
BUFFALO, NEW YORK
BCP NO. C915208 & C915237

PREPARED FOR
BUFFALO DEVELOPMENT CORPORATION

FIGURE 7

DISCLAIMER:
PROPERTY OF BENCHMARK CIVIL/ENVIRONMENTAL ENGINEERING & GEOLOGY, PLLC. IMPORTANT: THIS DRAWING PRINT IS LOANED FOR MUTUAL ASSISTANCE AND AS SUCH IS SUBJECT TO RECALL AT ANY TIME. INFORMATION CONTAINED HEREON IS NOT TO BE DISCLOSED OR REPRODUCED IN ANY FORM FOR THE BENEFIT OF PARTIES OTHER THAN NECESSARY SUBCONTRACTORS & SUPPLIERS WITHOUT THE WRITTEN CONSENT OF BENCHMARK ENVIRONMENTAL ENGINEERING & SCIENCE, PLLC.

F:\CAD\Benchmark\Buffalo Development Corp\275 Franklin Street Site\O-PRR\2022\Figure 8, Total cVOCs Concentration_April 2022.dwg, 5/24/2022 8:33:03 AM

LEGEND:

- 275 FRANKLIN STREET BCP SITE (BCP NO. C915208)
- 432 PEARL STREET BCP SITE (BCP NO. C915237)
- EXISTING BUILDING
- PARCEL LINE
- FENCE
- MW-1 — DEEP / INTERMEDIATE / OFF-SITE MONITORING WELL
- MW-23S — OFF-SITE SHALLOW MONITORING WELL (2) (NYSDEC, July 2009)
- MW-22S — OFF-SITE SHALLOW MONITORING WELL - DECOMMISSIONED 2018 (2)
- MW-23D — OFF-SITE DEEP MONITORING WELL (2) (NYSDEC, July 2009)
- MW-22D — OFF-SITE DEEP MONITORING WELL - DECOMMISSIONED 2018 (2)
- MW-26S — OFF-SITE SHALLOW MONITORING WELL (3) (NYSDEC, September 2012)
- MW-5 — SHALLOW MONITORING WELL
- PZ-4 — SHALLOW PIEZOMETER
- 14 — TOTAL cVOCs CONCENTRATION (ug/L)
- TOTAL cVOCs ISOCONCENTRATION CONTOURS (DASHED WHERE INFERRED)
- TOTAL cVOCs CONCENTRATION OF > 1,000 ug/L
- TOTAL cVOCs CONCENTRATION OF 100 - 1,000 ug/L
- TOTAL cVOCs CONCENTRATION OF 5 - 100 ug/L

NOTE: TOTAL cVOC CONCENTRATION RESULTS AT MW-25S, MW-26S, AND MW-27S ARE FROM THE APRIL 6, 2022 NYSDEC SAMPLING EVENT. ALL OTHER cVOC CONCENTRATION RESULTS ARE FROM BENCHMARK APRIL 5, 2022 SAMPLING EVENT.

N

50' 0' 50' 100'

SCALE: 1 INCH = 50 FEET
SCALE IN FEET
(approximate)

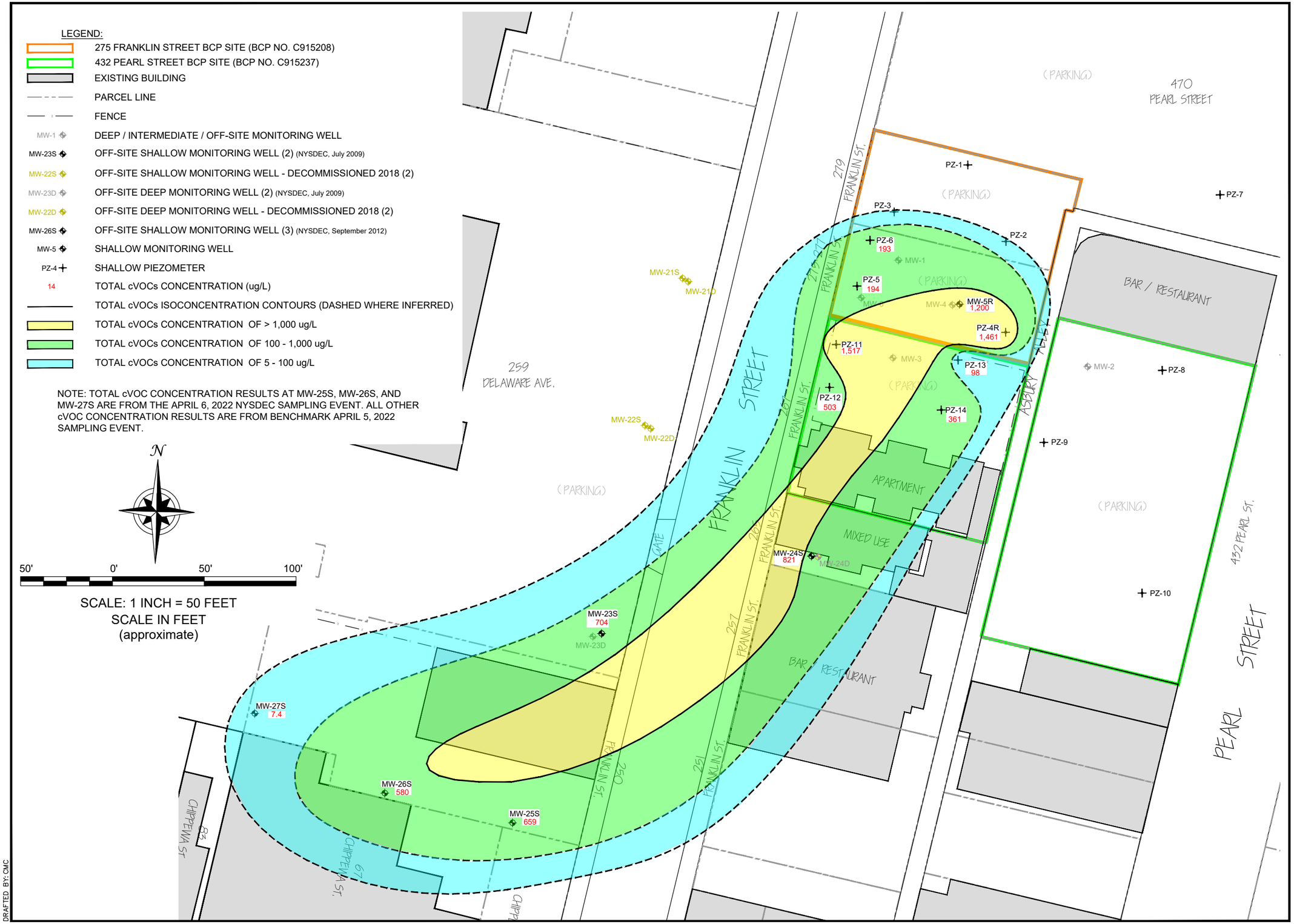

DATE: APRIL 2022
DRAFTED BY: CMC

BENCHMARK

2558 HAMBURG TURNPIKE, SUITE 300, BUFFALO, NY 14218,
(716) 856-0599

JOB NO.: 0156-021-001

SHALLOW OVERBURDEN TOTAL cVOCs ISOCONCENTRATION MAP (4/5/2022)

PERIODIC REVIEW REPORT

275 FRANKLIN STREET & 432 PEARL STREET SITES
BUFFALO, NEW YORK
BCP NO. C915208 & C915237

PREPARED FOR
BUFFALO DEVELOPMENT CORPORATION

FIGURE 8

DISCLAIMER:
PROPERTY OF BENCHMARK CIVIL/ENVIRONMENTAL ENGINEERING & GEOLOGY, PLLC. IMPORTANT: THIS DRAWING PRINT IS LOANED FOR MUTUAL ASSISTANCE AND AS SUCH IS SUBJECT TO RECALL AT ANY TIME. INFORMATION CONTAINED HEREON IS NOT TO BE DISCLOSED OR REPRODUCED IN ANY FORM FOR THE BENEFIT OF PARTIES OTHER THAN NECESSARY SUBCONTRACTORS & SUPPLIERS WITHOUT THE WRITTEN CONSENT OF BENCHMARK ENVIRONMENTAL ENGINEERING & SCIENCE, PLLC.

TABLES

BENCHMARK

TABLE 1

SUMMARY OF MONITORING WELL / PIEZOMETER CONSTRUCTION DETAILS [1,2]

275 Franklin Street & 432 Pearl Street Sites
BCP Sites No. C915208 & C915237
Buffalo, New York

Location [3]	Groundwater Unit	Installation Date	Well Diameter (inches)	Well Construction Material (screen/riser)	TOR Elevation (fmsl)	Ground Elevation (fmsl)	Stick-up (fbgs)	Construction Details (approx.)				Total Depth March 2010 (fbTOR)
								Bentonite Seal (fbgs)	Sand Pack Interval (fbgs)	Screened Interval (fbgs)	Sump Interval (fbgs)	
MONITORING WELLS:												
MW-1	intermediate	11/27/06	2.0	PVC / PVC	499.22	499.51	-0.29	1.00 - 26.67	26.67 - 38.67	28.67 - 38.67	none	38.67
MW-2	intermediate	11/28/06	2.0	PVC / PVC	499.81	500.08	-0.27	1.00 - 26.37	26.37 - 38.37	28.37 - 38.37	none	38.37
MW-3	intermediate	11/29/06	2.0	PVC / PVC	498.13	498.38	-0.25	1.00 - 25.92	25.92 - 37.92	27.92 - 37.92	none	37.92
MW-4	deep	04/22/08	2.0	PVC / PVC	499.56	499.93	-0.37	1.00 - 30.27	30.27 - 47.27	32.27 - 47.27	47.27 - 50.27	50.27
MW-5R	shallow	01/18/17	2.0	PVC / PVC	499.20	499.50	-0.30	1.00 - 6.79	6.79 - 18.79	8.79 - 18.79	none	18.79
MW-6	deep	04/24/08	2.0	PVC / PVC	498.72	499.03	-0.31	1.00 - 31.10	31.10 - 48.10	33.10 - 48.10	48.10 - 50.10	50.10
MW-7	deep	05/30/12	2.0	PVC / PVC	497.96	498.31	-0.35	26.28 - 31.28	31.28 - 48.28	33.28 - 48.28	48.28 - 50.28	50.28
PIEZOMETERS:												
PZ-1	*Destroyed*											
PZ-2	shallow	11/14/06	1.0	PVC / PVC	499.44	499.84	-0.40	1.00 - 3.52	3.52 - 15.52	5.52 - 15.52	none	15.52
PZ-3	shallow	11/14/06	1.0	PVC / PVC	499.03	499.44	-0.41	1.00 - 3.48	3.48 - 15.48	5.48 - 15.48	none	15.48
PZ-4	shallow	11/14/06	1.0	PVC / PVC	499.42	499.66	-0.24	1.00 - 3.47	3.47 - 15.47	5.47 - 15.47	none	15.47
PZ-4R	shallow	11/05/18	1.0	PVC / PVC	499.21	499.60	-0.39	1.00 - 2.79	2.79 - 14.79	4.79 14.79	none	14.79
PZ-5	shallow	11/14/06	1.0	PVC / PVC	498.44	498.92	-0.48	1.00 - 3.37	3.37 - 15.37	5.37 - 15.37	none	15.37
PZ-6	shallow	11/14/06	1.0	PVC / PVC	498.68	499.21	-0.53	1.00 - 3.42	3.42 - 15.42	5.42 - 15.42	none	15.42
PZ-7	shallow	11/15/06	1.0	PVC / PVC	500.95	501.13	-0.18	1.00 - 3.32	3.32 - 15.32	5.32 - 15.32	none	15.32
PZ-8	shallow	11/15/06	1.0	PVC / PVC	499.85	500.37	-0.52	1.00 - 3.17	3.17 - 15.17	5.17 - 15.17	none	15.17
PZ-9	shallow	11/15/06	1.0	PVC / PVC	498.46	499.01	-0.55	1.00 - 3.27	3.27 - 15.27	5.27 - 15.27	none	15.27
PZ-10	shallow	11/15/06	1.0	PVC / PVC	498.80	499.03	-0.23	1.00 - 2.37	2.37 - 14.37	4.37 - 14.37	none	14.37
PZ-11	shallow	12/27/06	1.0	PVC / PVC	497.79	498.18	-0.39	1.00 - 3.37	3.37 - 15.37	5.37 - 15.37	none	15.37
PZ-12	shallow	12/27/06	1.0	PVC / PVC	497.60	498.14	-0.54	1.00 - 3.37	3.37 - 15.37	5.37 - 15.37	none	15.37
PZ-13	shallow	12/27/06	1.0	PVC / PVC	497.88	498.47	-0.59	1.00 - 2.87	2.87 - 14.87	4.87 - 14.87	none	14.87
PZ-14	shallow	12/27/06	1.0	PVC / PVC	497.56	498.26	-0.70	1.00 - 2.72	2.72 - 14.72	4.72 - 14.72	none	14.72
OFF-SITE MONITORING WELLS (INSTALLED BY NYSDEC):												
MW-21S	shallow	05/13/09	2.0	PVC / PVC	497.36	497.88	-0.52	9.50 - 11.50	11.50 - 23.50	13.50 - 23.50	none	23.50
MW-21D	deep	05/12/09	2.0	PVC / PVC	497.58	497.90	-0.32	34.50 - 36.50	36.50 - 48.50	38.50 - 48.50	none	48.50
MW-22S	shallow	05/15/09	2.0	PVC / PVC	496.21	497.23	-1.02	3.00 - 5.00	5.00 - 17.70	7.70 - 17.70	none	17.70
MW-22D	deep	05/14/09	2.0	PVC / PVC	496.92	497.21	-0.29	33.50 - 36.00	36.00 - 48.00	38.00 - 48.00	none	48.00
MW-23S	shallow	05/19/09	2.0	PVC / PVC	496.91	497.46	-0.55	4.56 - 6.56	6.56 - 18.56	8.56 - 18.56	none	18.56
MW-23D	deep	05/19/09	2.0	PVC / PVC	497.18	497.52	-0.34	34.30 - 36.30	36.30 - 48.30	38.30 - 48.30	none	48.30
MW-24S	shallow	05/21/09	2.0	PVC / PVC	497.32	497.91	-0.59	4.63 - 6.63	6.63 - 18.63	8.63 - 18.63	none	18.63
MW-24D	deep	05/20/09	2.0	PVC / PVC	497.63	497.94	-0.31	33.53 - 35.53	35.53 - 47.53	37.53 - 47.53	none	47.53
MW-25S	shallow	09/27/12	2.0	PVC / PVC	496.21	496.46	-0.25	5.60 - 7.60	7.60 - 19.10	9.10 - 19.10	none	19.10
MW-26S	shallow	09/26/12	2.0	PVC / PVC	496.02	496.39	-0.37	4.80 - 6.80	6.80 - 18.80	8.80 - 18.80	none	18.80
MW-27S	shallow	09/27/12	2.0	PVC / PVC	496.24	497.10	-0.86	5.10 - 7.10	7.10 - 19.10	9.10 - 19.10	none	19.10

Notes:

1. Top of riser elevation based upon an assumed datum of 500.00 fmsl.
2. TOR = top of riser.
3. fmsl = feet above mean sea level.
4. fbgs = feet below ground surface.
5. MW-5 removed 12/1/16 during source area excavation and replaced 1/18/17 (MW-5R).
6. PZ-11, PZ-12, and PZ-13 were cut down to sit flush with ground surface on 4/21/17. TOR Elevation was recalculated and used in calculating water elevations for sampling on 4/24/17.
7. Off-site monitoring wells MW-21S, MW-21D, MW-22S, and MW-22D were decommissioned by NYSDEC in early 2018.
8. PZ-4 removed 11/5/2018 and replaced by PZ-4R on 11/5/2018. The piezometer TOR was measured on 11/12/2018.
9. PZ-5, PZ-6, and PZ-14 were cut down to sit flush with ground surface on 11/5/18. TOR Elevation was recalculated and used in calculating water elevations for sampling on 11/12/18.
10. PZ-2, PZ-3, PZ-8, and PZ-9 were cut down to sit flush with ground surface on 9/29/2020. TOR elevation updated.

BENCHMARK

TABLE 2

GROUNDWATER ELEVATION DATA SUMMARY

275 Franklin Street & 432 Pearl Street Sites
BCP Sites No. C915208 & C915237
Buffalo, New York

Monitoring Location	TOR Elevation (fmsl)	Post Excavation		1st Semi-Annual		2nd Semi-Annual		3rd Semi-Annual		4th Semi-Annual		5th Semi-Annual		6th Semi-Annual		7th Semi-Annual		8th Semi-Annual	
		01/23/17		11/12/18		04/05/19		11/20/19		04/01/20		11/13/20		04/01/21		11/02/21		04/05/22	
		DTW	GWE	DTW	GWE	DTW	GWE	DTW	GWE	DTW	GWE	DTW	GWE	DTW	GWE	DTW	GWE	DTW	GWE
MONITORING WELLS (SHALLOW):																			
MW-5	499.10	(8)	(8)	(8)	(8)	(8)	(8)	(8)	(8)	(8)	(8)	(8)	(8)	(8)	(8)	(8)	(8)	(8)	(8)
MW-5R	499.20	11.56	487.64	11.33	487.87	11.38	487.82	11.68	487.52	11.62	487.58	11.74	487.46	11.72	487.48	11.48	487.72	11.51	487.69
MONITORING WELLS (INTERMEDIATE):																			
MW-1	499.22	NM	NM	NM	NM	NM	NM	NM	NM	NM	NM	NM	NM	NM	NM	NM	NM	NM	NM
MW-2	499.81	NM	NM	NM	NM	NM	NM	NM	NM	NM	NM	NM	NM	NM	NM	NM	NM	NM	NM
MW-3	498.13	NM	NM	NM	NM	NM	NM	NM	NM	NM	NM	NM	NM	NM	NM	NM	NM	NM	NM
MONITORING WELLS (DEEP):																			
MW-4	499.12	NM	NM	NM	NM	NM	NM	NM	NM	NM	NM	NM	NM	NM	NM	NM	NM	NM	NM
MW-6	498.63	NM	NM	NM	NM	NM	NM	NM	NM	NM	NM	NM	NM	NM	NM	NM	NM	NM	NM
MW-7	497.96	NM	NM	NM	NM	NM	NM	NM	NM	NM	NM	NM	NM	NM	NM	NM	NM	NM	NM
PIEZOMETERS:																			
PZ-1	500.04	destroyed																	
PZ-2	499.44	NM	NM	11.59	488.11	NM	NM	NM	NM	NM	NM	12.50	486.94	12.07	487.37	11.78	487.66	11.90	487.54
PZ-3	499.03	NM	NM	11.12	488.20	NM	NM	11.29	488.03	11.34	487.98	11.54	487.49	11.54	487.49	11.31	487.72	11.37	487.66
PZ-4	499.42	11.36	488.06	(11)	(11)	(11)	(11)	(11)	(11)	(11)	(11)	(11)	(11)	(11)	(11)	(11)	(11)	(11)	(11)
PZ-4R	499.21	--	--	11.00	488.21	10.96	488.25	11.36	487.85	11.39	487.82	11.55	487.66	11.50	487.71	11.25	487.96	11.30	487.91
PZ-5	498.44	11.20	487.45	10.73	487.71	10.80	487.64	10.96	487.48	11.01	487.43	11.13	487.31	11.11	487.33	10.88	487.56	10.93	487.51
PZ-6	498.68	11.15	487.95	10.75	487.93	10.78	487.90	10.96	487.72	11.03	487.65	11.13	487.55	11.11	487.57	10.90	487.78	10.95	487.73
PZ-7	500.95	NM	NM	11.95	489.00	11.97	488.98	12.54	488.41	12.59	488.36	12.72	488.23	12.75	488.20	12.46	488.49	12.48	488.47
PZ-8	499.85	NM	NM	11.71	488.45	11.73	488.43	12.22	487.94	12.22	487.94	11.87	487.98	12.14	487.71	11.56	488.29	11.83	488.02
PZ-9	498.46	NM	NM	NM	NM	NM	NM	11.50	487.29	11.24	487.55	11.05	487.41	11.10	487.36	10.70	487.76	11.05	487.41
PZ-10	498.80	NM	NM	NM	NM	NM	NM	NM	NM	10.82	487.98	11.12	487.68	10.98	487.82	10.57	488.23	10.70	488.10
PZ-11	497.79	10.13	487.89	10.17	487.62	10.29	487.50	10.45	487.34	10.49	487.30	10.61	487.18	10.59	487.20	10.37	487.42	10.43	487.36
PZ-12	497.60	10.76	487.17	10.31	487.29	10.27	487.33	10.53	487.07	10.57	487.03	10.69	486.91	10.65	486.95	10.42	487.18	10.51	487.09
PZ-13	497.88	11.06	486.99	10.41	487.47	10.56	487.32	10.65	487.23	10.84	487.04	10.80	487.08	10.87	487.01	10.60	487.28	10.87	487.01
PZ-14	497.56	10.74	487.18	10.08	487.48	10.12	487.44	10.32	487.24	10.36	487.20	10.48	487.08	10.45	487.11	10.18	487.38	10.28	487.28
OFF-SITE MONITORING WELLS:																			
MW-21S	497.36	NM	NM	(10)	(10)	(10)	(10)	(10)	(10)	(10)	(10)	(10)	(10)	(10)	(10)	(10)	(10)	(10)	(10)
MW-22S	496.21	NM	NM	(10)	(10)	(10)	(10)	(10)	(10)	(10)	(10)	(10)	(10)	(10)	(10)	(10)	(10)	(10)	(10)
MW-23S	496.91	11.41	485.50	11.15	485.76	11.25	485.66	11.37	485.54	11.42	485.49	11.52	485.39	11.50	485.41	11.10	485.81	11.30	485.61
MW-24S	497.32	11.54	485.78	10.33	486.99	10.37	486.95	10.52	486.80	10.57	486.75	10.68	486.64	10.66	486.66	10.38	486.94	10.47	486.85
MW-24D	497.63	11.19	486.44	11.03	486.60	11.13	486.50	11.25	486.38	11.29	486.34	11.40	486.23	11.41	486.22	11.10	486.53	11.60	486.03
MW-25S	496.21	(14)	(14)	(15)	(15)	(14)	(14)	(14)	(14)	(14)	(14)	12.85	483.36	12.70	483.51	12.22	483.99	12.37	483.84
MW-26S	496.02	(14)	(14)	(15)	(15)	(14)	(14)	(14)	(14)	(14)	(14)	13.20	482.82	13.01	483.01	12.60	483.42	12.70	483.32
MW-27S	496.24	(14)	(14)	(15)	(15)	(14)	(14)	(14)	(14)	(14)	(14)	13.31	482.93	13.75	482.49	13.28	482.96	13.26	482.98

Notes:

1. All wells/piezometers surveyed on 1/11/07 with site specific datum of 500 feet, with the exception of wells MW-4, 5, 5R, 6, and 7; these locations were surveyed following their installation.
2. DTW = depth to water, feet below top of riser (fbTOR)
3. GWE = groundwater elevation, feet above mean sea level (fmsl)
4. NM = no measurement; location was not installed at the time of measurement or not accessible.
5. TOR = top of PVC riser, fmsl
6. Monitoring location was frozen within road box, no measurement was obtained.
7. No measurement obtained due to malfunctioning water level indicator.
8. MW-5 was removed 12/1/2016 during source area excavation and replaced by MW-5R on 1/18/2017.
9. PZ-11, PZ-12, and PZ-13 were cut down to sit flush with ground surface on 4/21/17. TOR elevation updated.
10. Off-cite monitoring wells MW-21S, MW-21D, MW-22S, and MW-22D were decommissioned by NYSDEC in early 2018.
11. PZ-4 was removed 11/5/2018 during on-site well repairs and replaced by PZ-4R on 11/5/2018.
12. PZ-5, PZ-6, and PZ-14 were cut down to sit flush with ground surface on 11/5/18. TOR elevation updated.
13. PZ-2, PZ-3, PZ-8, and PZ-9 were cut down to sit flush with ground surface on 9/29/2020. TOR elevation updated.
14. Sampling logs were either not provided by NYSDEC or sampling was completed greater than a month apart from Benchmark sampling and is considered unreliable.
15. MW-25S, MW-26S, MW-27S paved over. NYSDEC uncovered the wells in 2019.

BENCHMARK

TABLE 3

SUMMARY OF PRE- AND POST-REMEDIAL GROUNDWATER ANALYTICAL RESULTS

275 Franklin Street & 432 Pearl Street Sites
BCP Sites No. C915208 & C915237
Buffalo, New York

Monitoring Location & Sample Date		Parameter [1]															
		TCL Volatile Organic Compounds (ug/L)											Field Measurements (units as indicated)				
		2-Butanone (MEK)	Carbon disulfide	Chloroform	1,1-Dichloroethene	cis-1,2-Dichloroethene	trans-1,2-Dichloroethene	Methylene chloride	Tetrachloroethene	Trichloroethene	Vinyl chloride	*Total TCL cVOCs*	pH (units)	Temperature (°C)	Specific Conductance (uS)	Turbidity	ORP (mV)	DO (ppm)
GWQS [2]		**50**	**--**	**7**	**5**	**5**	**5**	**5**	**5**	**5**	**2**	**--**	**6.5 - 8.5**	**--**	**--**	**--**	**--**	**--**
Shallow Overburden Wells																		
PZ-2	11/16/06	< 10	< 10	< 10	< 10	< 10	< 10	<10	90	< 10	<10	**90**	7.26	16.3	4646	< 1000	78	7.27
	04/24/08	< 20	< 4	< 4	< 4.0	< 4	< 4	<4.0	120	< 4	<4.0	**120**	7.38	14.0	4143	< 1000	163	5.81
	08/18/08	**HRC INJECTION**																
	10/02/08	8.3	< 1	< 1	< 1.0	4.6	< 1	< 1	230 D	5.7	< 1	**240**	6.73	15.7	6981	< 1000	-10	2.39
	12/18/08	< 20	< 4	< 4	< 4.0	3.5	< 4	< 4	270 D	5.6	< 4	**279**	7.31	8.3	4977	< 1000	-25	3.32
	02/11/09	< 5	< 1	< 1	< 1.0	1.3 J	< 1	< 1	83	4	< 1	**88**	7.28	11.9	4926	18	-56	3.08
	04/21/09	< 5	< 1	< 1	< 1.0	2.3	< 1	< 1	110 D	20	< 1	**132**	7.18	12.2	7537	6.3	-60	3.02
	07/17/09	< 5	< 1	< 1	< 1.0	1.2	< 1	< 1	77 D	12	< 1	**90**	7.10	16.3	9630	11	-199	2.34
	03/29/10	< 5	< 0.19	< 0.34	< 0.29	< 1	< 1	< 0.44	60	3	< 0.24	**63**	7.08	10.5	5814	4.8	-48	3.04
	06/02/11	< 10	< 0.19	< 0.34	< 0.29	3.8	< 0.9	< 0.44	78	9.2	< 0.9	**91**	7.42	15.5	4820	10	48	4.2
	06/05/12	< 10	< 0.19	< 0.34	< 0.29	5.7	< 0.9	< 0.44	200 D	13	< 0.9	**219**	7.38	15.3	4951	16	336	5.47
PZ-3	11/16/06	< 10	< 10	< 10	<10	1 J	< 10	< 10	300	< 10	< 10	**301**	7.23	16.3	3590	< 1000	527	3.77
	04/24/08	< 25	< 5	< 5	<5.0	6	< 5	< 5	400	< 5	< 5	**406**	7.60	16.8	4416	< 1000	133	4.56
	08/18/08	**HRC INJECTION**																
	10/02/08	< 5	< 1	< 1	<1.0	3.5	< 1	< 1	370 D	1.7	< 1	**375**	7.34	14.0	4801	< 1000	17	4.94
	12/18/08	< 20	< 4	< 4	<4.0	2.1 J	< 4	< 4	250	< 4	< 4	**252**	7.40	9.6	4244	< 1000	93	5.29
	02/11/09	< 5	< 1	< 1	<1.0	< 1	< 1	< 1	140 D	1.2	< 1	**141**	7.45	12.0	4667	37	416	5.46
	04/21/09	< 5	< 1	< 1	<1.0	0.73 J	< 1	< 1	150 D	1 J	< 1	**152**	7.35	10.8	4818	307	107	4.86
	07/17/09	< 5	< 1	< 1	<1.0	< 1	< 1	< 1	72 D	< 1	< 1	**72**	7.31	16.1	5436	6.5	-59	5.22
	03/29/10	< 5	< 0.19	< 0.34	< 0.29	< 1	< 1	< 0.44	17	< 1	< 0.24	**17**	7.16	10.4	4032	20	-51	4.18
	06/02/11	< 10	< 0.19	< 0.34	< 0.29	< 1	< 1	< 0.44	120 D	< 1	< 1	**120**	7.22	14.9	5885	8.0	-15	4.04
	06/05/12	< 10	< 0.38	< 0.68	< 0.58	< 1	< 1	< 0.88	120	< 1	< 1.8	**120**	7.50	14.7	4276	17	179	4.84
PZ-4	11/16/06	< 10	< 10	< 10	< 10	< 10	< 10	< 10	530	3 J	< 10	**533**	7.54	16.3	3782	< 1000	49	5.92
	04/24/08	< 25	< 5	< 5	<5.0	46	< 5	< 5	1,900 D	19	< 5	**1,965**	7.29	13.4	6293	< 1000	158	7.63
	08/18/08	**HRC INJECTION**																
	10/02/08	< 5	< 1	< 1	ND	56	0.82 J	< 1	2,800 D	30	< 1	**2,888**	7.40	15.7	5898	< 1000	85	7.33
	12/18/08	< 200	< 40	< 40	<40	99	< 40	< 40	2,800	42	< 40	**2,941**	7.38	9.3	10502	< 1000	147	8.97
	02/11/09	< 5	< 1	< 1	<1.0	16	< 1	< 1	540 D,H	9.4	< 1	**565**	7.61	10.7	7079	17	48	9.22
	04/21/09	< 5	< 1	< 1	<1.0	6	< 1	< 1	520 D	6.3	< 1	**532**	7.37	11.7	18510	206	99	9.58
	07/17/09	< 5	< 1	< 1	<1.0	0.93 J	< 1	< 1	180 D	1.6	< 1	**183**	7.61	16.7	12	6.5	-46	6.69
	03/29/10	< 50	< 1.9	< 3.4	< 2.9	< 10	< 10	< 4.4	46 D	< 10	< 2.4	**46**	7.61	9.0	6934	13	0	9.37
	06/02/11	< 10	< 0.19	< 0.34	< 0.29	9.1	< 1	< 0.44	390 D	8.1	< 1	**407**	7.49	13.5	9095	9.0	36	8.02
	06/05/12	< 50	< 0.95	< 1.7	< 1.5	15	< 1	< 2.2	950 D	24	< 4.5	**989**	7.63	14.0	8812	16	289	7.71
	04/16/14	**IET INJECTION**																
	06/18/14	< 26	< 3.8	< 6.8	< 5.8	39	< 18	< 8.8	1,200	35	< 18	**1,274**	7.46	14.9	11710	30	71	4.95
	09/03/14	< 26	< 3.8	< 6.8	< 5.8	190	< 18	11 J	1,200	60	< 18	**1,450**	7.44	18.9	9106	3.2	-77	3.20
	04/16/15	< 26	< 3.8	< 6.8	< 5.8	110	< 18	< 8.8	940	59	< 18	**1,109**	7.40	11.9	7306	9.9	-37	7.73
	08/13/15	< 26	< 3.8	< 6.8	< 5.8	160	< 18	11 J	480	61	< 18	**701**	*7.47*	*22.0*	*12.82*	*> 1000*	*-143*	*2.79*
	12/18/15	< 19	< 10	< 7	< 1.4	29	< 7	< 7	780	30	< 0.7	**839**	7.67	11.4	5925	63	22	5.96
	Mar & Apr 2016	**PERSULFOX INJECTIONS**																
	06/13/16	< 39	< 20	< 14	< 2.8	64	< 14	< 14	1,100	46	< 1.4	**1,210**	7.07	16.5	10	217	197	5.45
	09/21/16	< 39	< 20	< 14	< 3.4	34 J	< 14	< 14	630	34	< 1.4	**698**	7.75	26.3	5784	510	321	5.27
	12/1-12/6/16	**ON-SITE EXCAVATION**																
	01/23/17	< 39	< 20	< 14	< 3.4	58	< 14	< 14	1,000	52	< 1.4	**1,110**	7.40	10.9	8883	159	184	7.51
	04/24/17	< 39	< 20	< 14	< 3.4	52	< 14	< 14	1,200	44	< 1.4	**1,296**	7.71	15.7	7520	47	155	7.96
PZ-4R	11/12/18	< 19	< 10	< 7	< 1.7	17 J	< 7	< 7	1,400	23	< 0.71	**1,423**	7.30	13.8	6990	> 1000	143	6.05
	04/05/19	< 19	< 10	< 7	< 1.7	38	< 7	< 7	1,200 D	24 D	< 0.71	**1,262**	7.32	7.9	5409	620	196	11.28
	11/20/19	< 19	< 10	< 7	< 1.7	21 D J	< 7	< 7	1,100 D	21 D	< 0.71	**1,142**	7.47	15.4	7111	--	82	6.6
	04/01/20	< 19	< 10	< 7	< 1.7	29 D	< 7	< 7	1,100 D	23 D	< 0.71	**1,152**	7.72	10.0	5525	900	37	9.2
	11/13/20	< 39	< 20	< 14	< 3.4	36 D J	< 14	< 14	2,000 D	37 D	< 1.4	**2,073**	7.37	16.7	6688	237	60	7.23
	04/01/21	< 19	< 10	< 7	< 1.7	35 D	< 7	< 7	1,600 D	26 D	< 0.71	**1,661**	7.16	9.7	5519	32	212	10.47
	11/02/21	< 19	< 10	< 7	< 1.7	35 D2	< 7	< 7	2,100 D	36 D2	< 0.71	**2,171**	7.44	19.2	5352	5	130	5.68
	04/05/22	< 19	< 10	< 7	< 1.7	37 D	< 7	< 7	1,400 D	24 D	< 0.71	**1,461**	7.61	11.2	5324	26	-44	8.66

BENCHMARK

TABLE 3

SUMMARY OF PRE- AND POST-REMEDIAL GROUNDWATER ANALYTICAL RESULTS

275 Franklin Street & 432 Pearl Street Sites
BCP Sites No. C915208 & C915237
Buffalo, New York

Monitoring Location & Sample Date		Parameter [1]																
		TCL Volatile Organic Compounds (ug/L)											Field Measurements (units as indicated)					
		2-Butanone (MEK)	Carbon disulfide	Chloroform	1,1-Dichloroethene	cis-1,2-Dichloroethene	trans-1,2-Dichloroethene	Methylene chloride	Tetrachloroethene	Trichloroethene	Vinyl chloride	*Total TCL cVOCs*	pH (units)	Temperature (°C)	Specific Conductance (uS)	Turbidity	ORP (mV)	DO (ppm)
GWQS [2]		**50**	**--**	**7**	**5**	**5**	**5**	**5**	**5**	**5**	**2**	**--**	**6.5 - 8.5**	**--**	**--**	**--**	**--**	**--**
PZ-5	11/20/06	< 10	< 10	< 10	<10	42	< 10	< 10	9,700	11	< 10	**9,753**	7.22	10.9	3722	< 1000	111	5.42
	04/24/08	< 20	< 4	< 4	<4.0	160	< 4	< 4	3,100 DJ	20	< 4	**3,280**	7.22	12.1	3710	< 1000	122	4.4
	08/18/08	**HRC INJECTION**																
	10/02/08	< 5	< 1	< 1	<1.0	38	< 1	< 1	3,000 D	7.3	< 1	**3,045**	7.33	16.4	3773	< 1000	-37	4.51
	12/18/08	< 200	< 40	< 40	<40	120	< 40	< 40	5,600 D	< 40	< 40	**5,720**	7.42	11.0	4622	< 1000	-10	5.07
	02/11/09	< 5	< 1	< 1	<1.0	< 1	< 1	< 1	150 D	< 1	< 1	**150**	7.48	11.2	2872	15	35	4.74
	04/21/09	< 5	< 1	0.41 J	<1.0	54	0.4 J	< 1	760 D	8.7	< 1	**823**	7.41	12.6	3905	38	60	3.11
	07/17/09	< 5	< 1	< 1	<1.0	33	< 1	< 1	6,000 D	9.3	< 1	**6,044**	7.26	16.5	4255	44	28	2.95
	03/29/10	< 5	< 0.19	< 0.34	< 0.29	8	< 1	< 0.44	1,300 D	3.1	< 0.24	**1,311**	7.32	8.8	4341	4.5	0	4.32
	06/29/11	< 10	< 0.19	< 0.34	< 0.29	11	< 1	< 0.44	3,200 D	4.3	< 0.9	**3,215**	7.26	16.6	4802	7.8	50	3.89
	06/05/12	< 10	< 4.8	< 8.5	< 7.3	< 1	< 1	< 11	1,600	< 1	< 23	**1,600**	7.34	14.2	3469	13	57	4.73
	04/16/14	**IET INJECTION**																
	06/18/14	< 33	< 4.8	< 8.5	< 7.3	< 20	< 23	< 11	3,800 D	< 12	< 23	**3,800**	7.50	15.3	4135	21	163	5.91
	09/03/14	< 33	< 4.8	< 8.5	< 7.3	< 20	< 23	14 J	2,300	< 12	< 23	**2,314**	7.48	17.6	4985	7.1	179	3.67
	04/16/15	< 1.3	< 0.19	< 0.34	< 0.29	33	< 0.9	< 0.44	5.8	2.8	< 0.9	**42**	7.29	11.8	3790	19	-49	7.07
	08/13/15	< 1.3	< 0.19	3	< 0.29	29	< 0.9	< 0.44	1,100 D	3	< 0.9	**1,132**	7.54	16.3	4251	8.7	20	5.44
	12/1-12/6/16	**ON-SITE EXCAVATION**																
	01/24/17	< 19	< 10	< 7	< 1.7	< 7	< 7	< 7	880 D	2.7 J	< 0.71	**883**	7.32	11.5	2752	1.4	237	4.54
	04/24/17	< 19	< 10	< 7	< 1.7	28	< 7	< 7	740	3.4 J	< 0.71	**771**	7.48	10.8	2976	7.0	148	5.09
	11/12/18	< 7.8	< 4	< 2.8	< 0.68	< 2.8	< 2.8	< 2.8	340 J	< 0.7	< 0.28	**340**	7.31	13.8	2952	3.7	91	4.92
	04/05/19	< 3.9	< 2	6.5 D	< 0.34	< 1.4	< 1.4	< 1.4	160 D	0.62 J D	< 0.14	**167**	7.61	11.1	2259	4.3	91	7.18
	11/20/19	< 4.8	< 2.5	< 1.8	< 0.42	< 1.8	< 1.8	< 1.8	220 D	< 0.44	< 0.18	**220**	7.38	15.1	4616	--	153	4.53
	04/01/20	< 1.9	< 1	0.89 J	< 0.17	1.1 J	< 0.7	< 0.7	280 D	1.1	< 0.07	**283**	7.46	11.2	3722	2.0	143	5.62
	11/13/20	< 3.9	< 2	2.3 D J	< 0.34	< 1.4	< 1.4	< 1.4	180 D	< 0.35	< 0.14	**182**	7.57	16.3	4057	23	162	5.33
	04/01/21	< 1.9	< 1	5.2	< 0.17	< 0.7	< 0.7	< 0.7	160	< 0.18	< 0.07	**165**	7.46	11.3	2945	26	191	5.82
	11/02/21	< 3.9	< 2	2.6 D J	< 0.34	3.2 D J	< 1.4	< 1.4	400 D	2.2 D	< 0.14	**408**	7.35	16.3	3798	9.9	147	5.75
	04/05/22	< 1.9	< 1	3.6	< 0.17	< 0.7	< 0.7	< 0.7	190	0.21 J	< 0.07	**194**	7.35	13.5	2710	5.2	87	3.93
PZ-6	11/16/06	< 10	< 10	< 10	<10	26	< 10	< 10	1,000	5 J	< 10	**1,031**	7.75	16.0	3679	< 1000	32	6.17
	04/24/08	< 20	< 4	< 4	<4.0	11	< 4	< 4	390	2.5 J	< 4	**404**	7.45	13.1	3998	< 1000	137	4.95
	08/18/08	**HRC INJECTION**																
	10/02/08	< 5	< 1	< 1	< 1.0	20	1.3	< 1	1,400 D	8.7	< 1	**1,430**	7.45	15.1	3851	< 1000	88	4.99
	12/18/08	< 10	< 2	< 2	< 2.0	1.7	< 2	< 2	92	< 2	< 2	**94**	7.49	10.4	3600	< 1000	100	5.28
	02/11/09	< 5	< 1	< 1	< 1.0	< 1	< 1	< 1	12	< 1	< 1	**12**	7.48	11.6	2560	140	72	4.49
	04/21/09	< 5	< 1	< 1	< 1.0	2.5	< 1	< 1	200	2.1	< 1	**205**	7.36	11.4	4471	31	80	2.98
	07/17/09	< 5	< 1	< 1	< 1.0	0.9 J	< 1	< 1	90	0.52 J	< 1	**91**	7.33	16.1	3894	21	28	3.52
	03/29/10	< 5	< 0.19	< 0.34	< 0.29	2	< 1	< 0.44	590 D	1.2	< 0.24	**593**	7.26	10.0	4044	39	-64	4.58
	06/29/11	< 10	< 0.19	< 0.34	< 0.29	7	< 1	< 0.44	1,200 D	3.6	< 0.9	**1,211**	7.26	16.0	3261	10	63	3.7
	06/05/12	< 10	< 1.5	< 2.7	< 2.3	< 1	< 1	< 3.5	390	< 1	< 7.2	**390**	7.39	14.4	2719	23	146	4.31
	04/16/14	**IET INJECTION**																
	06/18/14	<11	< 1.5	< 2.7	< 2.3	<6.5	<7.2	< 3.5	390	<3.7	< 7.2	**390**	7.48	15.1	5029	33	161	6.68
	09/03/14	<6.6	< 0.95	< 1.7	< 1.5	85	<4.5	< 2.2	280	5.6	< 4.5	**371**	7.42	17.7	4164	7.6	145	4.07
	04/16/15	<6.6	< 0.95	< 1.7	< 1.5	12	<4.5	< 2.2	210	<2.3	< 4.5	**222**	7.30	13.1	2087	6.8	112	5.31
	08/13/15	< 6.6	< 0.95	3.6 J	< 1.5	37	< 4.5	2.2 J	800 D	9.6	< 4.5	**847**	7.69	15.2	3905	15	129	5.42
	12/1-12/6/16	**ON-SITE EXCAVATION**																
	01/23/17	< 19	< 10	< 7	< 1.7	< 7	< 7	< 7	500	8.2	< 0.71	**508**	7.30	12.4	2833	2.7	239	5.04
	04/24/17	< 1.9	< 1	< 0.7	< 0.17	5.8	< 0.7	< 0.7	46	1.3	< 0.07	**53**	7.10	10.6	2889	6.0	172	5.23
	11/12/18	< 4.8	< 2.5	< 1.8	< 0.42	2.4 J	< 1.8	< 1.8	250	2.7	< 0.18	**255**	7.40	12.7	2656	3.4	121	4.99
	04/05/19	< 1.9	< 1.0	2.4 J	< 0.17	1.5 J	< 0.7	< 0.7	200	2.7	< 0.07	**207**	6.92	11.3	3243	7.0	228	7.66
	11/20/19	< 3.9	< 2.0	< 1.8	< 0.42	2.1 D J	< 1.8	< 1.8	170 D	1.8 D	< 0.18	**174**	7.50	15.3	3184	--	169	3.95
	04/01/20	< 1.9	< 1.0	1.2 J	< 0.17	1.3 J	< 0.7	< 0.7	190 D	2.2	< 0.07	**195**	7.57	11.4	3864	8.2	130	5.96
	11/13/20	< 3.9	< 2.0	1.6 D J	< 0.34	< 1.4	< 1.4	< 1.4	210 D	1.7 D	< 0.14	**213**	7.16	16.5	4149	1.6	153	5.35
	04/01/21	< 1.9	< 1.0	4.8	< 0.17	< 0.7	< 0.7	< 0.7	66	0.31 J	< 0.07	**71**	7.36	10.9	2802	4.4	195	4.5
	11/02/21	< 3.9	< 2.0	2.8 D J	< 0.34	1.4 D J	< 1.4	< 1.4	280 D	2.2 D	< 0.14	**286**	7.45	16.0	3722	4.2	136	6.42
	04/05/22	< 1.9	< 1.0	2.2 J	< 0.17	< 0.7	< 0.7	< 0.7	190	0.97	< 0.07	**193**	7.48	11.5	3051	15.6	114	5.82
PZ-7	11/16/06	< 10	< 10	1 J	< 10	< 10	< 10	<10	4 J	< 10	< 10	**4.0**	7.19	12.0	4713	< 100	29	6
	08/18/08	**HRC INJECTION**																
	03/30/10	< 5	< 1	< 1	< 0.29	< 1	< 1	< 1	< 1	< 1	< 1	**0**	7.33	10.6	3915	243	8	8.51
	06/03/11	< 5	< 1	< 1	< 1.0	< 1	< 1	< 1	0.64 J	< 1	< 1	**0.64**	7.35	14.2	5456	14	92	6.01
	06/05/12	< 10	< 0.19	2	< 0.29	< 1	< 1	< 0.44	2.1	< 1	< 0.9	**2.1**	7.74	14.9	3145	29	520	8.08
PZ-8	11/16/06	< 10	<10	1 J	< 10	< 10	< 10	<10	4 J	< 10	< 10	**4.0**	7.42	17.1	3242	< 100	119	7.86
	08/18/08	**HRC INJECTION**																
	03/30/10	< 5	<1.0	<1.0	< 0.29	< 1	< 1	<1.0	1.9	< 1	<1.0	**1.9**	7.78	11.3	3943	29	10	8.34
	06/02/11	< 5	<1.0	0.7 J	< 1.0	< 1	< 1	< 0.44	1.9	< 1	< 0.9	**2.6**	7.72	14.4	2283	12	76	6.23
	06/04/12	< 10	< 0.19	0.58 J	< 0.29	< 1	< 1	< 0.44	1.9	< 1	< 0.9	**2.5**	8.00	14.5	1516	14	561	8.09

BENCHMARK

TABLE 3

SUMMARY OF PRE- AND POST-REMEDIAL GROUNDWATER ANALYTICAL RESULTS

275 Franklin Street & 432 Pearl Street Sites
BCP Sites No. C915208 & C915237
Buffalo, New York

Monitoring Location & Sample Date		Parameter [1]																
		TCL Volatile Organic Compounds (ug/L)											Field Measurements (units as indicated)					
		2-Butanone (MEK)	Carbon disulfide	Chloroform	1,1-Dichloroethene	cis-1,2-Dichloroethene	trans-1,2-Dichloroethene	Methylene chloride	Tetrachloroethene	Trichloroethene	Vinyl chloride	*Total TCL cVOCs*	pH (units)	Temperature (°C)	Specific Conductance (uS)	Turbidity	ORP (mV)	DO (ppm)
GWQS [2]		**50**	**--**	**7**	**5**	**5**	**5**	**5**	**5**	**5**	**2**	**--**	**6.5 - 8.5**	**--**	**--**	**--**	**--**	**--**
PZ-9	11/16/06	< 10	< 10	1 J	< 10	< 10	< 10	<10	10	< 10	< 10	**10**	7.37	170.0	2944	< 100	-52	4.38
	08/18/08	**HRC INJECTION**																
	03/30/10	< 25	< 5	< 5	< 1.5	< 5	< 5	< 5	9 D	< 5	< 5	**9.0**	7.46	9.8	7571	25	22	8.91
	06/03/11	< 10	< 0.19	0.85 J	< 5.0	< 5	< 5	< 0.44	6.8	< 5	< 0.9	**6.8**	7.35	14.2	5456	14	92	6.01
	06/04/12	< 10	< 0.19	< 0.34	< 0.29	< 1	< 1	< 0.44	6.6	< 1	< 0.9	**6.6**	7.73	13.4	6535	202	614	7.51
PZ-10	11/16/06	< 10	<10	1 J	< 10	< 10	< 10	<10	2 J	< 10	< 10	**2.0**	7.01	17.1	4368	< 100	-89	4.8
	08/18/08	**HRC INJECTION**																
	03/30/10	< 5	< 1	<1.0	< 0.29	< 1	< 1	< 1	0.73 J	< 1	< 1	**0.73**	7.88	11.6	3027	140	12	8.54
	06/03/11	< 5	< 0.19	< 0.34	< 1.0	< 1	< 1	< 0.44	0.53 J	< 1	< 0.9	**0.53**	7.51	13.6	9522	40	93	7.89
	06/04/12	< 10	< 0.19	< 0.34	< 0.29	< 1	< 1	< 0.44	1	< 1	< 0.9	**1.0**	7.84	13.6	3300	47	552	7.14
PZ-11	01/05/07	< 50	<50	<50	<50	94	< 50	<50	18,000 D	< 50	< 50	**18,094**	7.22	11.2	2865	< 1000	110	5.46
	04/24/08	< 2000	< 400	< 400	<400	170	< 400	< 400	22,000 D	34	< 400	**22,204**	7.18	12.0	7975	< 1000	187	5.17
	08/18/08	**HRC INJECTION**																
	03/30/10	< 20	< 4	< 4	< 1.5	12 D	< 4	< 4	6,800 D	5.9 D	< 4	**6,818**	7.25	8.3	9696	54	5	6
	06/02/11	< 10	< 0.19	< 0.34	< 0.29	17	< 1	< 0.44	5,400 D	5.6	< 0.9	**5,423**	7.46	13.2	6102	47	99	4.08
	06/04/12	< 500	< 9.5	< 17	< 15	< 50	< 50	< 22	3,400	< 50	< 45	**3,400**	7.51	14.4	4076	< 1000	564	4.36
	04/16/14	**IET INJECTION**																
	06/18/14	< 26	< 3.8	< 6.8	< 5.8	< 16	< 18	< 8.8	1,500	< 9.2	< 18	**1,500**	7.75	17.8	4937	43	125	3.35
	09/03/14	< 6.6	< 0.95	< 1.7	< 1.5	14	< 4.5	< 2.2	480	5.8	< 4.5	**500**	7.41	18.0	4627	46	84	3.25
	04/16/15	< 6.6	< 0.95	< 1.7	< 1.5	95	< 4.5	< 2.2	16,000 D	34	< 4.5	**16,129**	7.30	11.7	5334	11	110	5.7
	08/13/15	< 260	< 38	< 68	< 58	< 160	< 180	100 J	4,300	< 92	< 180	**4,300**	7.51	20.3	5909	30	7	3.45
	12/1-12/6/16	**ON-SITE EXCAVATION**																
	01/24/17	< 190	< 100	< 70	< 17	< 70	< 70	< 70	5,500	< 18	< 7.1	**5,500**	7.49	10.8	3815	9.0	241	2.42
	04/24/17	< 190	< 100	< 70	< 17	< 70	< 70	< 70	5,600	< 18	< 7.1	**5,600**	7.50	11.2	6943	9.4	120	5.19
	11/12/18	< 19	< 10	< 7	< 1.7	18 J	< 7	< 7	1,300	14	< 0.71	**1,332**	7.39	13.7	3248	2.7	72	4.57
	04/05/19	< 78	< 40	< 28	< 6.8	< 28	< 28	< 28	4,100 D	21 D	< 2.8	**4,121**	7.51	9.8	3331	1.9	83	5.85
	11/20/19	< 4.8	< 2.5	< 1.8	< 0.42	7.7 D	< 1.8	< 1.8	440 D	4 D	< 0.18	**452**	7.35	14.5	4360	--	51	4.06
	04/01/20	< 19	< 10	< 7	< 1.7	< 7	< 7	< 7	1,000 D	2.5 J D	< 0.71	**1,003**	7.31	10.8	5718	< 100	98	4.41
	11/13/20	< 39	< 20	< 14	< 3.4	< 14	< 14	< 14	3,000 D	6.6 J D	< 1.4	**3,007**	7.41	16.8	4754	6.7	-2	4.51
	04/01/21	< 39	< 20	< 14	< 3.4	< 14	< 14	< 14	2,400 D	7.3 J D	< 1.4	**2,407**	7.50	10.3	3703	4.2	82	5.81
	11/02/21	< 3.9	< 2.0	2.6 D J	< 0.34	< 1.4	< 1.4	< 1.4	350 D	0.96 J D	< 0.14	**354**	7.47	16.9	3421	3.7	79	4.57
	04/05/22	< 19	< 10	< 7	< 1.7	7.5 J D	< 7	< 7	1,500 D	9.2 D	< 0.71	**1,517**	7.47	13.9	5121	3.2	77	4.88
PZ-12	01/05/07	< 200	<200	<200	<200	< 200	< 200	<200	7,200 D	< 200	< 200	**7,200**	7.03	11.5	3083	< 1000	103	4.00
	04/24/08	< 25	< 5	< 5	<5.0	230	< 5	< 5	23,000 D	23	< 5	**23,253**	7.21	13.0	4004	< 1000	201	3.34
	08/18/08	**HRC INJECTION**																
	03/30/10	< 50	< 10	< 10	< 2.9	7.4 DJ	< 10	< 10	1,100 D	12 D	<10	**1,119**	7.30	9.4	3741	< 1000	7	2.38
	06/02/11	< 10	< 0.19	< 0.34	< 0.29	5.7	< 1	< 0.44	4,300 D	4.3	< 0.9	**4,310**	7.38	13.6	3294	100	89	2.57
	06/04/12	< 100	< 1.9	< 3.4	< 2.9	56	< 10	< 4.4	700	14	< 9	**770**	7.51	14	3324	268	431	2.61
	04/16/14	**IET INJECTION**																
	06/18/14	< 13	< 1.9	< 3.4	< 2.9	< 8.1	< 9	< 4.4	3,700 D	< 4.6	< 9	**3,700**	7.48	15.3	3177	36	157	2.89
	09/03/14	< 26	< 3.8	< 6.8	< 5.8	< 16	< 18	< 8.8	2,200 D	< 9.2	< 18	**2,200**	7.44	18.0	3564	9.9	68	1.97
	04/16/15	< 53	< 7.6	< 14	< 12	75	< 36	< 18	6,200 D	20 J	< 36	**6,295**	7.22	10.9	3877	22	127	5.09
	08/13/15	< 66	< 9.5	< 17	< 15	66	< 45	25 J	1,900 D	< 23	< 45	**1,991**	7.52	19.8	3552	74	15	2.12
	12/1-12/6/16	**ON-SITE EXCAVATION**																
	01/24/17	< 48	< 25	< 18	< 4.2	26 J	< 18	< 18	2,500	8.8 J	< 1.8	**2,535**	7.46	11.2	3403	15	244	3.35
	04/24/17	< 39	< 20	< 14	< 3.4	14 J	< 14	< 14	1,900	7.8 J	< 1.4	**1,922**	7.60	12.8	3197	12	99	3.38
	11/12/18	< 19	< 10	< 7	< 1.7	< 7	< 7	< 7	830 J	< 1.8	< 0.71	**830**	7.48	14.1	2538	1	69	4.6
	04/05/19	< 3.9	< 2	9 D	< 0.34	3.2 J D	< 1.4	< 1.4	250 D	0.91 J D	< 0.14	**263**	7.70	10.2	1883	1	45	7.01
	11/20/19	< 39	< 20	< 14	< 3.4	< 14	< 14	< 14	3,600 D	7.9 J D	< 1.4	**3,608**	7.36	15.8	4539	--	12	2.83
	04/01/20	< 19	< 10	< 7	< 1.7	< 7	< 7	< 7	1,000 D	3.3 J D	< 0.71	**1,003**	7.42	10.6	4236	< 100	71	3.72
	11/13/20	< 1.9	< 1	1.4 J	< 0.17	< 0.7	< 0.7	< 0.7	130	0.68	< 0.07	**132**	7.51	16.7	3081	1.6	29	3.52
	04/01/21	< 9.7	< 5	< 3.5	< 0.84	< 3.5	< 3.5	< 3.5	1,100 D2	2.4 J D	< 0.36	**1,102**	7.40	10.7	3232	5.3	94	4.66
	11/02/21	< 4.8	< 2.5	2.2 J D	< 0.42	5.5 J D	< 1.8	< 1.8	410 D	3.4 D	< 0.18	**421**	7.41	16.8	3786	4.8	62	3.50
	04/05/22	< 9.7	< 5	< 3.5	< 0.84	< 3.5	< 3.5	< 3.5	500 D	2.6 D	< 0.36	**503**	7.33	13.5	3275	3.4	76	3.39

BENCHMARK

TABLE 3

SUMMARY OF PRE- AND POST-REMEDIAL GROUNDWATER ANALYTICAL RESULTS

275 Franklin Street & 432 Pearl Street Sites
BCP Sites No. C915208 & C915237
Buffalo, New York

Monitoring Location & Sample Date		Parameter [1]																
		TCL Volatile Organic Compounds (ug/L)											Field Measurements (units as indicated)					
		2-Butanone (MEK)	Carbon disulfide	Chloroform	1,1-Dichloroethene	cis-1,2-Dichloroethene	trans-1,2-Dichloroethene	Methylene chloride	Tetrachloroethene	Trichloroethene	Vinyl chloride	*Total TCL cVOCs*	pH (units)	Temperature (°C)	Specific Conductance (uS)	Turbidity	ORP (mV)	DO (ppm)
GWQS [2]		**50**	**--**	**7**	**5**	**5**	**5**	**5**	**5**	**5**	**2**	**--**	**6.5 - 8.5**	**--**	**--**	**--**	**--**	**--**
PZ-13	01/05/07	< 10	< 10	< 10	<10	1 J	< 10	< 10	180	< 10	< 10	**181**	7.11	11.9	3304	< 1000	68	5.18
	04/24/08	< 20	< 4	< 4	<4.0	78	< 4	< 4	1,900 D	25	< 4	**2,003**	7.28	12.8	2487	< 1000	131	5.7
	08/18/08	**HRC INJECTION**																
	03/30/10	< 5	< 1	< 1	< 0.29	20	< 1	<1.0	98	11	1.2	**130**	7.11	10.1	3721	87	-91	2.24
	06/02/11	< 5	< 0.19	< 0.34	< 0.29	9.6	< 1	< 0.44	120	4.5	< 0.9	**134**	7.54	14.3	3130	469	-79	2.36
	06/04/12	< 20	< 0.38	< 0.68	< 0.58	7.4	< 2	< 0.88	280 D	7.1	< 1.8	**295**	7.49	13.8	4080	667	344	3.5
	04/16/14	**IET INJECTION**																
	06/18/14	< 10	< 0.19	0.54 J	< 0.29	6.4	< 1	< 0.44	78	0.94 J	< 0.9	**86**	7.98	18.7	3762	55	78	2.05
	09/03/14	< 1.3	< 0.19	< 0.34	< 0.29	4.7	< 0.9	< 0.44	15	2.0	< 0.9	**22**	7.52	17.8	3256	9.6	-95	1.77
	04/16/15	53	0.27 J	0.62 J	3.7	1300 D	1.4	< 0.44	55,000 D	490 E	< 0.9	**56,845**	7.31	11.4	4266	22	105	5.45
	08/13/15	53 J	< 1.9	< 3.4	< 2.9	450	< 9	< 4.4	44 D	< 4.6	52	**546**	7.42	19.1	6651	12	-143	1.25
	12/1-12/6/16	**ON-SITE EXCAVATION**																
	01/24/17	< 3.9	< 2	< 1.4	< 0.34	50	5.0	< 1.4	79	19	18	**171**	7.13	11.3	5482	8.1	-10	2.28
	04/24/17	< 19	< 10	< 7	< 1.7	500	10 J	< 7	14	20	110	**654**	7.50	14.9	4829	14	0	2.98
	11/12/18	< 1.9	< 1	< 0.7	< 0.17	< 0.7	0.73 J	< 0.7	16	3.6	32	**52**	7.31	14.8	2991	83	-89	2.81
	04/05/19	< 3.9	< 2	< 1.4	1.8 J D	280 D	1.8 J D	< 1.4	93 D	76 D	53 D	**506**	7.15	10.4	4253	20	-7	2.5
	11/20/19	< 1.9	< 1	< 0.7	0.23 J	52	6.6	< 0.70	13	14	38	**124**	7.56	16.0	2443	--	-90	1.34
	04/01/20	< 1.9	< 1	< 0.7	< 0.17	44	1.5 J	< 7	21	9.6	8.9	**85**	7.62	11.2	2522	30	39	2.17
	11/13/20	< 1.9	< 1	< 0.7	< 0.17	45	0.75 J	< 0.7	30	7.2	4.9	**88**	7.54	16.7	3702	17	-29	2.5
	04/01/21	< 1.9	< 1	< 0.7	< 0.17	28	1.2 J	< 0.7	25	9.7	3.9	**68**	7.38	11.4	3825	20	42	2.04
	11/02/21	< 1.9	< 1	< 0.7	< 0.17	72	2.3 J	< 0.7	43	9.7	10	**137**	7.30	17.3	4553	40	-26	2.68
	04/05/22	< 1.9	< 1	< 0.7	< 0.17	70	1.7 J	< 0.7	12	10	4.3	**98**	7.51	13.5	2623	15	-90	2.99
PZ-14	01/05/07	< 10	<10	<10	< 10	6 J	< 10	<10	3,000 D	< 10	< 10	**3,007**	7.40	11.3	1798	< 1000	56	5.5
	04/24/08	< 20	< 4	< 4	< 4.0	28	< 4	< 4	5,300 D	20	< 4	**5,348**	7.40	11.6	1985	< 1000	124	5.61
	08/18/08	**HRC INJECTION**																
	04/08/10	< 25	< 5	< 5	< 5.0	30	< 5	0.55 J	1,100 D	10	< 5	**1,140**	7.18	11.8	4756	46	64	2.49
	06/02/11	< 10	< 0.19	< 0.34	< 0.29	9.2	< 1	< 0.44	2,100 D	5.8	< 0.9	**2,115**	7.81	13.3	3861	< 1000	104	6.1
	06/04/12	< 250	< 4.8	< 8.5	< 7.3	26	< 25	< 11	1,200	12 J	< 23	**1,238**	7.73	13	4500	16	555	8.07
	04/16/14	**IET INJECTION**																
	06/19/14	< 26	< 3.8	< 6.8	< 5.8	< 16	< 18	< 8.8	910	15 D J	< 18	**925**	8.19	16.8	2230	36	108	4.00
	09/03/14	< 26	< 3.8	< 6.8	< 5.8	89	< 18	8.9 J	1300	61	< 18	**1,450**	7.80	18.7	3397	87	-142	4.66
	04/16/15	NS	NS	NS	NS	NS	NS	NS	NS	NS	NS	NS	NS	NS	NS	NS	NS	NS
	08/13/15	< 26	< 3.8	< 6.8	< 5.8	270	< 18	10 J	590	36	< 18	**896**	7.62	20.8	4894	736	-126	1.58
	12/1-12/6/16	**ON-SITE EXCAVATION**																
	01/24/17	< 1.9	< 1	< 0.7	0.34 J	290 D	14	< 0.7	4.8	12	130	**451**	7.32	10.9	4397	8.9	-70	2.47
	04/24/17	< 7.8	< 4	< 2.8	0.68 J	180	8.5 J	< 2.8	4.7	140	140	**473**	7.08	15.0	4276	35	-126	1.81
	11/12/18	< 1.9	< 1	< 0.7	< 0.17	50	1.8 J	< 0.7	32	9.8	20	**114**	7.39	14.0	2820	6.8	-137	1.95
	04/05/19	< 3.9	< 2	< 1.4	0.5 J D	170 D	4.2 J D	< 1.4	150 D	32 D	30 D J	**387**	7.48	10.0	2196	8.9	-52	2.01
	11/20/19	< 1.9	< 1	0.71 J	0.34 J	100	4.2	< 0.70	33	12	35	**185**	7.48	15.3	2319	--	-121	1.72
	04/01/20	< 4.8	< 2.5	< 1.8	0.74 J D	340 D	5.4 J D	< 1.8	98 D	28 D	24 D	**496**	7.48	10.7	4111	11.1	-118	1.78
	11/13/20	< 9.7	< 5	< 3.5	1.1 J D	580 D	10 J D	< 3.5	110 D	29 D	82 D	**812**	7.34	16.1	3691	9.4	-64	1.73
	04/01/21	< 1.9	< 1	< 0.7	0.36 J	150	2.1 J	< 0.7	170	38	6.3	**367**	7.37	10.8	3789	6.2	39	1.71
	11/02/21	< 3.9	< 2	< 1.4	0.79 J D	390 D	4.9 J D	< 1.4	190 D	29 D	35 D	**650**	7.51	16.9	3222	8.3	-71	2.68
	04/05/22	< 3.9	< 2	< 1.4	0.4 J D	130 D	3 J D	< 1.4	200 D	20 D	8 D	**361**	7.41	13.5	5337	3.0	-24	2.52

BENCHMARK

TABLE 3

SUMMARY OF PRE- AND POST-REMEDIAL GROUNDWATER ANALYTICAL RESULTS

275 Franklin Street & 432 Pearl Street Sites
BCP Sites No. C915208 & C915237
Buffalo, New York

Monitoring Location & Sample Date		Parameter [1]																
		TCL Volatile Organic Compounds (ug/L)											Field Measurements (units as indicated)					
		2-Butanone (MEK)	Carbon disulfide	Chloroform	1,1-Dichloroethene	cis-1,2-Dichloroethene	trans-1,2-Dichloroethene	Methylene chloride	Tetrachloroethene	Trichloroethene	Vinyl chloride	*Total TCL cVOCs*	pH (units)	Temperature (°C)	Specific Conductance (uS)	Turbidity	ORP (mV)	DO (ppm)
GWQS [2]		**50**	**--**	**7**	**5**	**5**	**5**	**5**	**5**	**5**	**2**	**--**	**6.5 - 8.5**	**--**	**--**	**--**	**--**	**--**
MW-5	04/25/08	< 5	< 1	< 1	<1.0	16	< 1	< 1	19,000 D J	5.1	< 1	**19,022**	7.33	13.8	3070	< 1000	-51	4.92
	08/18/08	**HRC INJECTION**																
	10/02/08	< 5	< 1	< 1	ND	20	< 1	< 1	50,000 D	7.2	< 1	**50,032**	7.27	13.7	3454	2213	-40	6.27
	12/18/08	< 2500	<500	<500	< 500	< 500	< 500	<500	34,000 D	< 500	< 1	**34,000**	6.99	10.4	4089	NA	-76	2.87
	02/11/09	4.9 J	< 1	< 1	< 1.0	66	< 1	< 1	36,000 D,H	19	< 1	**36,088**	7.17	13.4	5153	13	-71	2.14
	04/21/09	11	0.82 J	0.53 J	< 1.0	1	0.64 J	< 1	37,000 D	27	< 1	**37,032**	7.22	13.7	4730	2.6	-115	1.23
	07/17/09	< 5	< 1	0.54 J	< 1.0	800	1	< 1	31,000 D	86	< 1	**31,890**	7.02	15.5	5656	2.0	-100	1.98
	03/29/10	< 500	< 97	< 170	< 150	< 500	< 500	< 220	25,000 D	< 500	< 120	**25,000**	6.81	11.3	6748	3.3	-71	4.26
	06/02/11	< 10	< 0.19	< 0.34	< 0.29	4.8	< 1	< 0.44	49,000 D	12	< 1	**49,021**	7.26	13.1	5350	6.0	-23	6
	06/05/12	< 10	< 150	< 270	< 230	< 1	< 1	< 350	70,000	< 1	< 720	**70,000**	7.20	13.4	4892	3.4	593	4.58
	04/16/14	**IET INJECTION**																
	06/19/14	< 260	< 38	< 68	< 58	< 160	< 180	< 88	17,000	170 D J	< 180	**17,170**	7.66	18.9	4929	60	-169	1.65
	09/03/14	< 260	< 38	< 68	< 58	6300	< 180	< 88	38,000 D	2700	< 180	**47,000**	7.41	17.0	4462	9.6	-156	0.81
	04/16/15	< 1300	< 190	< 340	< 290	1700	< 900	< 440	43,000	670 J	< 900	**45,370**	7.32	12.9	4335	22	-132	1.5
	08/13/15	< 1300	< 190	< 340	< 290	870 J	< 900	< 440	120,000 D	< 460	< 900	**120,870**	7.46	17.7	4964	39	-122	1.29
	12/18/15	< 1900	< 1000	< 700	< 140	910 J	< 700	< 700	190,000	350 J	< 70	**191,260**	7.57	11.4	3642	> 100	-51	1.12
	Mar & Apr 2016	**PERSULFOX INJECTIONS**																
	06/13/16	< 9700	< 5000	< 3500	< 710	< 3500	< 3500	< 3500	180,000	< 880	< 350	**180,000**	7.18	17.3	6387	96.4	17	1.02
	09/21/16	< 3900	< 2000	< 1400	< 340	< 1400	< 1400	< 1400	110,000	470 J	< 140	**110,470**	7.17	21.6	6903	60.2	-130	1.38
MW-5R	**12/1-12/6/16**	**ON-SITE EXCAVATION**																
	01/23/17	< 39	< 20	< 14	< 3.4	< 14	< 14	< 14	990	20	< 1.4	**1,010**	6.97	12.1	6444	24.2	361	1.18
	04/24/17	< 97	< 50	< 35	< 8.4	160	< 35	< 35	3,600	55	< 3.6	**3,815**	7.08	15.3	6542	83.2	319	1.31
	11/12/18	< 19	< 10	< 7	< 1.7	270	< 7	< 7	740	150	< 0.71	**1,160**	7.22	14.3	4384	74.4	2.55	82
	04/05/19	< 39	< 20	< 14	< 3.4	270 D	< 14	< 14	1,900 D	300 D	< 1.4	**2,470**	7.10	10.8	6110	15.1	37	2.9
	11/20/19	< 7.8	< 4	< 2.8	< 0.68	160 D	< 2.8	< 2.8	380 D	120 D	< 0.28	**660**	7.04	15.6	4140	--	7	1.42
	04/01/20	< 19	< 10	< 7	< 1.7	170 D	< 7	< 7	980 D	180 D	< 0.71	**1,330**	7.12	11.1	5826	31.2	92	1.23
	11/13/20	< 9.7	< 5	< 3.5	< 0.84	380 D	9.5 J D	< 3.5	460 D	140 D	< 0.36	**990**	7.13	16.9	5413	16.4	94	1.15
	04/01/21	< 9.7	< 5	< 3.5	< 0.84	280 D	5.1 J D	< 3.5	1,000 D	210 D	< 0.36	**1,495**	7.06	12.0	6439	15.8	39	1.27
	11/02/21	< 9.7	< 5	< 3.5	< 0.84	360 D	4.9 J D	< 3.5	750 D	150 D	< 0.36	**1,265**	7.31	17.0	5722	--	87	1.13
	04/05/22	< 9.7	< 5	< 3.5	< 0.84	230 D	< 3.5	< 3.5	790 D	180 D	< 0.36	**1,200**	7.31	12.4	4843	43.8	115	6.29
Intermediate Overburden Wells																		
MW-1	12/08/06	< 10	< 10	< 10	<10	2 J	< 10	64 DJ	4100	21	< 10	**4,123**	7.09	10.5	1903	< 1000	0	3.02
	04/24/08	< 5	< 1	< 1	< 1	< 1	< 1	< 1	26	< 1	< 1	**26**	7.73	19.4	1948	< 1000	193	2.13
	08/18/08	**HRC INJECTION**																
	10/02/08	23	1.9	0.65 J	< 1.0	<1.0	< 1	< 1	29	0.51 J	< 1	**30**	5.90	12.5	2502	363	5	1.76
	12/18/08	21	< 1	< 1	< 1.0	15	< 1	< 1	32	0.87 J	< 1	**48**	5.64	11.5	2217	-13	25.2	0.067
	02/11/09	11	< 1	< 1	< 1.0	20	< 1	< 1	8.4	< 1	< 1	**28**	5.86	13.3	2064	10	-98	0.98
	04/21/09	4.3 J	0.98 J	< 1	< 1.0	16	< 1	< 1	12	0.58 J	< 1	**29**	6.70	14.1	1914	67	-248	0.41
	07/17/09	< 5	6.5	< 1	< 1.0	9.1	< 1	< 1	3.9	< 1	< 1	**13**	7.04	15.0	1945	4.1	-273	0.59
	03/29/10	< 5	< 0.19	< 0.34	< 0.29	33	< 1	< 0.44	93	0.78 J	< 0.24	**127**	6.63	11.9	2093	50	-193	1.58
	06/02/11	< 10	< 0.19	< 0.34	< 0.29	14	< 1	< 0.44	43	< 1	< 0.9	**57**	7.01	14.3	2070	13	-195	0.95
	06/05/12	< 10	< 0.19	< 0.34	< 0.29	5	< 1	< 0.44	62	0.71 J	< 0.9	**68**	7.19	14.2	2153	7.5	-158	0.92
	08/13/15	< 1.3	< 0.19	< 0.34	< 0.29	1.9	< 0.9	< 0.44	1.6	< 0.46	< 0.9	**4.0**	7.47	14.6	2384	16	-82	1.32
MW-2	12/08/06	< 10	< 10	< 10	< 10.0	< 10	< 10	< 10	5 J	< 10	< 10	**5.0**	6.89	9.2	1774	122	16	1.6
	08/18/08	**HRC INJECTION**																
	03/30/10	< 5	< 0.19	< 0.34	< 0.29	< 1	< 1	< 0.44	6.5	< 1	< 0.24	**6.5**	7.34	12.8	3492	63	5	3.35
	06/03/11	< 5	< 0.19	< 0.34	< 0.29	< 1	< 1	< 0.44	0.76 J	< 1	< 0.9	**0.76**	7.23	15.4	2837	8.4	87	1.53
	06/04/12	< 10	< 0.19	< 0.34	< 0.29	< 1	< 1	< 0.44	0.81 J	< 1	< 0.9	**0.81**	7.47	14.3	3410	4.1	574	2.34
	08/13/15	< 1.3	< 0.19	0.37 J	< 0.29	< 0.81	< 0.9	< 0.44	110 D	< 0.46	< 0.9	**110**	7.52	17.4	2263	50	-34	2.15
MW-3	12/08/06	< 10	< 10	< 10	< 10.0	< 10	< 10	< 10	6 J	< 10	< 10	**6.0**	6.91	9.6	1746	231	82	2.16
	04/24/08	< 5	< 1	< 1	< 1	< 1	< 1	< 1	0.55 J	< 1	< 1	**0.55**	7.35	16.6	1821	< 1000	99	4.09
	08/18/08	**HRC INJECTION**																
	03/30/10	< 5	< 0.19	< 0.34	< 0.29	< 1	< 1	< 0.44	7.1	< 1	< 0.24	**7.1**	7.05	11.8	2109	17	-93	1.97
	06/02/11	< 5	< 0.19	< 0.34	< 0.29	< 1	< 1	< 0.44	9.1	< 1	< 0.9	**9.1**	7.30	15.0	2000	7	-63	1.6
	06/04/12	< 10	< 0.19	< 0.34	< 0.29	< 1	< 1	< 0.44	1.1	< 1	< 0.9	**1.1**	7.50	13.6	2024	7.4	473	3.4
	08/13/15	< 1.3	< 0.19	< 0.34	< 0.29	< 0.81	< 0.9	0.44	93	< 0.46	< 0.9	**93**	7.46	18.8	2225	2.4	27	1.59

BENCHMARK

TABLE 3

SUMMARY OF PRE- AND POST-REMEDIAL GROUNDWATER ANALYTICAL RESULTS

275 Franklin Street & 432 Pearl Street Sites
BCP Sites No. C915208 & C915237
Buffalo, New York

Monitoring Location & Sample Date		Parameter [1]																
		TCL Volatile Organic Compounds (ug/L)											Field Measurements (units as indicated)					
		2-Butanone (MEK)	Carbon disulfide	Chloroform	1,1-Dichloroethene	cis-1,2-Dichloroethene	trans-1,2-Dichloroethene	Methylene chloride	Tetrachloroethene	Trichloroethene	Vinyl chloride	*Total TCL cVOCs*	pH (units)	Temperature (°C)	Specific Conductance (uS)	Turbidity	ORP (mV)	DO (ppm)
GWQS [2]		**50**	**--**	**7**	**5**	**5**	**5**	**5**	**5**	**5**	**2**	**--**	**6.5 - 8.5**	**--**	**--**	**--**	**--**	**--**
Deep Overburden Wells																		
MW-4	04/24/08	< 5	< 1	< 1	<1.0	1.2	< 1	< 1	300 D	0.6 J	< 1	**302**	7.30	18.0	1879	< 1000	114	3.27
	08/18/08	**HRC INJECTION**																
	10/02/08	17	1.1	< 1	ND	4	< 1	< 1	11	< 1	< 1	**15**	6.23	13.5	2830	178	-46	1.71
	12/18/08	25	< 1	< 1	< 1	4.6	< 1	< 1	7.1	< 1	< 1	**12**	5.90	11.2	2821	NA	-76	0.84
	02/11/09	28	< 1	< 1	< 1.0	6.3	< 1	< 1	2	< 1	< 1	**8**	6.17	13.4	2435	20	-132	0.93
	04/21/09	20	0.41 J	< 1	< 1.0	1.6	< 1	< 1	1.9	< 1	< 1	**4**	6.50	4.9	2003	16	-198	0.68
	07/17/09	19	0.61 J	< 1	< 1.0	2	< 1	< 1	73	< 1	< 1	**75**	6.64	16.2	2642	15	-185	0.64
	03/29/10	< 5	< 0.19	< 0.34	< 0.29	1.3	< 1	< 0.44	4.8	< 1	< 0.24	**6.1**	7.01	11.3	2161	6.6	-118	1.29
	06/02/11	< 10	< 0.19	< 0.34	< 0.29	< 1	< 1	< 0.44	2.4	< 1	< 1	**2.4**	7.29	13.9	2053	8.0	-82	8
	06/05/12	< 10	< 0.19	< 0.34	< 0.29	2.5	< 1	< 0.44	120 D	3.3	< 0.9	**126**	7.19	14.0	2156	4.5	21	2.57
	08/13/15	< 1.3	< 0.19	< 0.34	< 0.29	1.6	< 0.9	< 0.44	1.0	< 0.46	< 0.9	**2.6**	7.39	16.2	2339	14	-59	1.56
MW-6	04/25/08	< 20	< 4	< 4	ND	< 4	< 4	< 4	9400 D	8.8 J	< 4	**9409**	7.57	15.2	1861	< 1000	-138	2.18
	08/18/08	**HRC INJECTION**																
	10/02/08	43	< 1	< 1	ND	44	< 1	< 1	53	9.5	< 1	**107**	6.57	13.7	2475	3669	-51	1.94
	12/18/08	130	< 1	< 1	< 1	150 D	1.2	< 1	21	< 1	< 1	**172**	5.79	11.8	3911	NA	0.111	0.78
	02/11/09	45 D	< 1	< 1	< 1.0	270 D	< 1	< 1	22 D	17 D	< 1	**309**	5.91	12.9	3565	46	-102	1.53
	04/21/09	29	0.52 J	< 1	< 1.0	130 D	1.5	< 1	43	14	< 1	**189**	6.64	14.5	2394	31	-142	0.93
	07/17/09	11 DJ	2.5 DJ	<4.0	< 4.0	240 D	< 4	3.1 DJ	17 D	3.8 D	<4.0	**261**	7.04	15.0	2156	16	-131	2.32
	03/29/10	< 10	< 0.39	< 0.67	< 0.59	28 D	< 2	< 0.88	140 D	36 D	< 0.49	**204**	7.11	12.0	2261	12	-85	2.51
	06/02/11	< 10	< 0.19	< 0.34	< 0.29	29	< 1	< 0.44	200 D	19 D	< 0.9	**248 D**	7.20	14.3	2066	13	-90	1.72
	06/05/12	< 10	< 0.38	< 0.68	< 0.58	6	< 1	< 0.88	91	42	< 1.8	**139**	7.31	13.8	2217	16	5	2.52
	08/13/15	< 1.3	< 0.19	< 0.34	< 0.29	12	< 0.9	< 0.44	1.2	1.3	< 0.9	**15**	7.40	15.5	2268	27	-71	1.28
MW-7	**08/18/08**	**HRC INJECTION**																
	06/05/12	< 10	< 0.19	< 0.34	< 0.29	51	< 1	< 0.44	18	< 1	< 0.9	**69**	7.26	13.9	2089	29	1.7	85
	08/14/15	910	50	< 6.8	< 5.8	38	< 18	13 J	< 7.2	< 9.2	< 18	**38**	Poor quality of groundwater prevented sample measurement.					
Off-Site NYSDEC Wells (S = shallow, D = deep) [3]																		
MW-21S Decommissioned 2018	**08/18/08**	**HRC INJECTION**																
	05/28/09	< 5	< 1	0.75 J	<1.0	< 1	< 1	< 1	< 1	< 1	< 1	**0**	(4)	(4)	(4)	(4)	(4)	(4)
	06/07/11	< 10	< 5	< 5	<5.0	< 5	< 5	<5.0	< 5	< 5	< 5	**0**	(4)	(4)	(4)	(4)	(4)	(4)
MW-21D Decommissioned 2018	**08/18/08**	**HRC INJECTION**																
	05/28/09	< 5	< 1	1.4 J	<1.0	< 1	< 1	< 1	< 1	< 1	< 1	**0**	(4)	(4)	(4)	(4)	(4)	(4)
	06/07/11	< 10	< 5	< 5	<5.0	< 5	< 5	< 5	< 5	< 5	< 5	**0**	(4)	(4)	(4)	(4)	(4)	(4)
MW-22S Decommissioned 2018	**08/18/08**	**HRC INJECTION**																
	05/28/09	< 5	< 1	< 1	<1.0	< 1	< 1	< 1	< 1	< 1	< 1	**0**	(4)	(4)	(4)	(4)	(4)	(4)
	06/07/11	< 10	< 5	< 5	<5.0	< 5	< 5	< 5	< 5	< 5	< 5	**0**	(4)	(4)	(4)	(4)	(4)	(4)
MW-22D Decommissioned 2018	**08/18/08**	**HRC INJECTION**																
	05/28/09	< 5	< 1	0.92 J	<1.0	< 1	< 1	< 1	< 1	< 1	< 1	**0**	(4)	(4)	(4)	(4)	(4)	(4)
	06/07/11	< 10	< 5	< 5	<5.0	< 5	< 5	< 5	< 5	< 5	< 5	**0**	(4)	(4)	(4)	(4)	(4)	(4)
MW-23S	**08/18/08**	**HRC INJECTION**																
	05/28/09	< 5	< 1	0.64 J	< 1	47	< 1	< 1	560 D	3.6	< 1	**611**	(4)	(4)	(4)	(4)	(4)	(4)
	06/07/11	< 50	< 50	< 50	< 5.0	< 50	< 50	< 50	650	< 50	< 50	**650**	(4)	(4)	(4)	(4)	(4)	(4)
	06/04/12	< 10	< 0.19	< 0.34	< 0.29	11	< 1	< 0.44	1800 D	4.1	< 0.9	**1,815**	7.63	11.8	3366	47	482	2.35
	04/16/14	**IET INJECTION**																
	09/03/14	< 1.3	< 0.19	0.47 J	< 0.29	5.7	< 0.9	< 0.44	1400 D	3.4	< 0.9	**1,409**	7.32	17.2	2755	51	26	0.82
	04/16/15	< 66	< 9.5	17	< 15	250	< 45	< 22	1200	72	< 45	**1,522**	7.41	9.6	3441	25	45	3.17
	08/14/15	< 66	< 9.5	< 17	< 15	60	< 45	33 J	1300	93	< 45	**1,486**	7.25	17.4	4791	16	150	1.18
	12/1-12/6/16	**ON-SITE EXCAVATION**																
	01/23/17	< 19	< 10	< 7	< 1.7	7.1 J	< 7	< 7	470	10	< 0.71	**487**	7.20	13.1	4083	0.87	186	3.11
	04/24/17	< 19	< 10	< 7	< 1.7	26	< 7	< 7	660	15	< 0.71	**701**	7.31	11.8	2792	15.2	71	1.49
	11/12/18	< 9.7	< 5	< 3.5	< 0.84	< 3.5	< 3.5	< 3.5	590	3	< 0.36	**593**	7.19	17.1	2887	11.7	56	1.58
	04/05/19	< 4.8	< 2.5	2.1 J D	< 0.42	< 1.8	< 1.8	< 1.8	310 D	1.1 J D	< 0.18	**313**	7.29	9.4	3571	8.0	36	1.86
	11/20/19	< 4.8	< 2.5	2.4 J D	< 0.42	5.4 J	< 1.8	< 1.8	230 D	1.2 D	< 0.18	**239**	7.34	17.2	3852	--	62	1.04
	04/01/20	< 9.7	< 5	< 3.5	< 0.84	< 3.5	< 3.5	< 3.5	820 D	3.5 D	< 0.36	**824**	7.36	11.6	3161	10.2	48	1.29
	11/13/20	< 3.9	< 2	< 1.4	< 0.34	1.6 J D	< 1.4	< 1.4	330 D	1.7 D	< 0.14	**333**	7.37	18.4	3136	9.4	95	0.78
	04/01/21	< 3.9	< 2	1.5 J D	< 0.34	1.9 J D	< 1.4	< 1.4	340 D	2.7 D	< 0.14	**346**	7.42	10.2	2791	13.0	20	1.6
	11/02/21	< 19	< 10	< 7	< 1.7	< 7	< 7	< 7	990 D	4.6 D J	< 0.71	**995**	7.31	18.2	3217	--	-12	1.69
	04/05/22	< 9.7	< 5	< 3.5	< 0.84	< 3.5	< 3.5	< 3.5	700 D	3.5 D	< 0.36	**704**	7.41	23.2	4097	4.5	52	3.91

BENCHMARK

TABLE 3

SUMMARY OF PRE- AND POST-REMEDIAL GROUNDWATER ANALYTICAL RESULTS

275 Franklin Street & 432 Pearl Street Sites
BCP Sites No. C915208 & C915237
Buffalo, New York

Monitoring Location & Sample Date		Parameter [1]																
		TCL Volatile Organic Compounds (ug/L)											Field Measurements (units as indicated)					
		2-Butanone (MEK)	Carbon disulfide	Chloroform	1,1-Dichloroethene	cis-1,2-Dichloroethene	trans-1,2-Dichloroethene	Methylene chloride	Tetrachloroethene	Trichloroethene	Vinyl chloride	*Total TCL cVOCs*	pH (units)	Temperature (°C)	Specific Conductance (uS)	Turbidity	ORP (mV)	DO (ppm)
GWQS [2]		**50**	**--**	**7**	**5**	**5**	**5**	**5**	**5**	**5**	**2**	**--**	**6.5 - 8.5**	**--**	**--**	**--**	**--**	**--**
MW-23D	**08/18/08**	**HRC INJECTION**																
	05/28/09	< 5	< 1	0.66 J	< 1	< 1	< 1	< 1	3.4	< 1	< 1	**3.4**	(4)	(4)	(4)	(4)	(4)	(4)
	06/07/11	< 10	< 5	< 5	< 5	< 5	< 5	< 5	< 5	< 5	< 5	**0**	(4)	(4)	(4)	(4)	(4)	(4)
	07/30/15	< 1.3	< 0.19	< 0.34	< 0.29	< 0.81	< 0.9	< 0.44	< 0.36	< 0.46	< 0.9	**0**	(4)	(4)	(4)	(4)	(4)	(4)
	11/17/20	< 1.3	< 0.19	< 0.34	< 0.29	< 0.81	< 0.9	< 0.44	1.4	< 0.46	< 0.9	**1.4**	7.73	15.0	2192	100.9	42.9	1.98
	04/05/21	< 1.3	< 0.19	< 0.34	< 0.29	< 0.81	< 0.90	< 0.44	1.6	< 0.46	< 0.90	**1.6**	7.29	13.5	1855	29.3	88.7	2.12
	11/01/21	< 1.3	< 0.19	< 0.34	< 0.29	< 0.81	< 0.90	< 0.44	1.2	< 0.46	< 0.90	**1.2**	7.12	15.3	2383	-11.1	79.0	1.02
	04/06/22	< 1.6	< 1.4	0.3 J	< 0.14	< 0.15	< 0.17	< 0.23	0.72 J	< 0.19	< 0.21	**1.02**	7.27	13.8	1950	3.1	59.2	1.78
MW-24S	**08/18/08**	**HRC INJECTION**																
	05/28/09	< 5	< 1	< 1	< 1	5.8	< 1	< 1	180 D	35	< 1	**221**	(4)	(4)	(4)	(4)	(4)	(4)
	06/07/11	< 100	< 50	< 50	< 50	< 50	< 50	< 50	1300	< 50	< 50	**1,300**	(4)	(4)	(4)	(4)	(4)	(4)
	06/04/12	< 10	< 0.19	< 0.34	< 0.29	2.2	< 1	< 0.44	2900 D	1.1	< 0.9	**2,903**	7.51	13.1	3198	60	300	1.74
	04/16/14	**IET INJECTION**																
	09/03/14	< 1.3	0.55 J	4.5	2.6 J	15	< 0.9	< 0.44	68,000	420 J	< 0.9	**68,436**	7.39	15.9	2592	19	80	0.73
	04/16/15	< 1300	< 190	< 340	< 290	< 810	< 900	< 440	24000 D	< 460	< 900	**24,000**	7.33	13.0	2477	21	36	1.77
	08/14/15	< 1300	< 190	< 340	< 290	< 810	< 900	590 J	22,000	< 460	< 900	**22,590**	7.31	16.2	2408	12	-16	1.63
	12/1-12/6/16	**ON-SITE EXCAVATION**																
	01/23/17	< 190	< 100	< 70	< 17	< 70	< 70	< 70	9,000	35 J	< 7.1	**9,035**	7.40	13.0	2425	4.1	81	1.97
	04/24/17	< 390	< 200	< 140	< 34	< 140	< 140	< 140	9,300	< 35	< 14	**9,300**	7.49	15.0	2785	19.7	20	1.31
	11/12/18	< 39	< 20	< 14	< 3.4	< 14	< 14	< 14	3,900	5.7 J	< 1.4	**3,906**	7.42	14.3	2781	30.6	8	4.96
	04/05/19	< 19	< 10	25 D	< 1.7	66 D	< 7	< 7	890 D2	29 D	< 0.71	**1,010**	7.72	9.8	1554	766	66	2.31
	11/20/19	< 19	< 10	7.6 J D	< 1.7	< 7	< 7	< 7	1,100 D	< 1.8	< 0.71	**1,108**	7.50	13.7	2804	--	17	17
	04/01/20	< 19	< 10	10 J D	< 1.7	15 J D	< 7	< 7	990 D	3.8 J D	< 0.71	**1,019**	7.51	11.0	3490	4	130	4.48
	11/13/20	< 19	< 10	< 7	< 1.7	12 J D2	< 7	< 7	2,000 D	13 D2	< 0.71	**2,025**	7.52	14.9	2935	3	135	1.49
	04/01/21	< 78	< 40	< 28	< 6.8	33 J D	< 28	< 28	6,100 D	15 J D	< 2.8	**6,148**	7.42	11.0	2989	27.30	83	2.22
	11/02/21	< 19	< 10	< 7	< 1.7	7.6 D2 J	< 7	< 7	3,500 D	6 D2	< 0.71	**3,514**	7.83	13.2	2733	--	141	1.66
	04/05/22	< 9.7	< 5	< 3.5	< 0.84	< 3.5	< 3.5	< 3.5	820 D	1.2 D J	< 0.36	**821**	7.41	14.3	2641	3.47	-6	4.15
MW-24D	**08/18/08**	**HRC INJECTION**																
	05/28/09	< 5	< 1	< 1	< 1	< 1	< 1	< 1	< 1	< 1	< 1	**0**	(4)	(4)	(4)	(4)	(4)	(4)
	06/07/11	< 10	< 5	< 5	< 5	11	< 5	< 5	3 J	< 5	< 5	**14**	(4)	(4)	(4)	(4)	(4)	(4)
	06/04/12	< 10	< 0.19	< 0.34	< 0.29	100 D	< 1	< 0.44	1.1	< 1	< 0.9	**101**	7.60	13.6	2400	35	-69	1.68
	04/16/14	**IET INJECTION**																
	09/03/14	< 1.3	< 0.19	< 0.34	< 0.29	26	< 0.9	< 0.44	1.3	0.52 J	< 0.9	**28**	7.35	15.5	2097	17	-102	1.02
	04/16/15	< 6.6	< 0.95	< 1.7	< 1.5	33	< 4.5	< 2.2	180	6.1	< 4.5	**219**	7.30	9.1	2821	17	30	3.07
	07/30/15	< 1.3	< 0.19	< 0.34	< 0.29	160	< 0.9	< 0.44	15	3.2	< 0.9	**178**	(4)	(4)	(4)	(4)	(4)	(4)
	08/14/15	< 2.6	< 0.38	< 0.68	< 0.58	89	< 1.8	1.2 J	45	3.2	< 1.8	**137**	7.16	16.1	2275	15	-51	1.55
	12/1-12/6/16	**ON-SITE EXCAVATION**																
	01/23/17	< 1.9	< 1	< 0.7	0.19 J	48	< 0.7	< 0.7	4.0	2.2	< 0.07	**54**	7.32	12.3	2315	3.2	47	1.76
	04/24/17	< 1.9	< 1	< 0.7	0.3 J	83	< 0.7	< 0.7	2.7	4.9	< 0.07	**91**	7.33	15.9	2210	27	-92	1.20
	11/12/18	< 7.8	< 4	< 2.8	< 0.68	250	< 2.8	< 2.8	450	120	< 0.28	**820**	7.20	12.5	2290	4.1	-96	1.01
	02/18/19	< 13	< 1.9	< 3.4	< 2.9	200	< 9.0	9.3 J	420	110	< 9.0	**730**	5.62	13.5	2.412	62.4	-84.2	3.37
	04/05/19	< 9.7	< 5	< 3.5	< 0.84	290 D	< 3.5	< 3.5	480 D	130 D	< 0.36	**900**	7.23	11.9	2451	4.5	-88	1.60
	11/20/19	< 1.9	< 1	< 0.7	0.58	170	1.2 J	< 0.7	180 D	66	< 0.07	**418**	7.29	13.1	2603	--	-68	1.00
	04/01/20	< 3.9	< 2	< 1.4	0.73 J D	220 D	1.4 J D	< 1.4	270 D	95 D	< 0.14	**587**	7.28	12.1	2555	2.0	-30	1.57
	11/13/20	< 1.9	< 1	< 0.7	0.49 J	150	0.97 J	< 0.7	180 D	73	< 0.07	**404**	7.41	12.9	2537	4.4	68	1.30
	11/17/20	< 13	< 1.9	< 3.4	< 2.9	180	< 9	< 4.4	320	120	< 9	**620**	7.73	12.6	2317	67.1	-139.7	1.43
	04/01/21	< 3.9	< 2	< 1.4	0.45 J D	140 D	< 1.4	< 1.4	220 D	77 D	< 0.14	**437**	7.31	11.5	2533	9.2	-90	1.80
	04/05/21	< 11	< 1.5	< 2.7	< 2.3	200	< 7.2	< 3.5	310	120	< 7.2	**630**	7.36	13.8	1979	189.3	-103.5	0.21
	11/02/21	< 3.9	< 2	< 1.4	0.51 D J	290 D	1.8 D J	< 1.4	110 D	53 D	< 0.14	**455**	7.20	13.8	2489	--	-125	0.96
	04/05/22	< 3.9	< 2	< 1.4	0.49 D J	210 D	< 1.4	< 1.4	79 D	36 D	0.58 D J	**326**	7.31	13.6	2479	9.4	-79	2.11
MW-25S	**39678**	**HRC INJECTION**																
	10/24/12	< 1.3	< 0.19	0.43 J	< 0.29	2.9	< 0.9	< 0.44	1900	6.6	< 0.9	**1,910**	(4)	(4)	(4)	(4)	(4)	(4)
	04/16/14	**IET INJECTION**																
	07/30/15	< 5.3	< 0.76	< 1.4	< 1.2	200	< 3.6	< 1.8	300	10	17	**527**	(4)	(4)	(4)	(4)	(4)	(4)
	03/01/17	<5.3	<0.76	< 1.4	< 1.2	190 F1	< 3.6	< 1.8	56	5.2	36	**287**	(4)	(4)	(4)	(4)	(4)	(4)
	05/11/17	< 5.3	< 0.76	< 1.4	< 1.2	310	< 3.6	< 1.8	46	5.8	< 3.6	**362**	(4)	(4)	(4)	(4)	(4)	(4)
	02/18/19	< 26	< 3.8	< 6.8	< 5.8	880	< 18	< 21	1300	210	< 18	**2,390**	5.72	12.90	4.85	2.20	149.70	1.39
	11/17/20	< 11	< 1.5	< 2.7	< 2.3	110	< 7.2	< 3.5	370	32	< 7.2	**512**	7.73	17.2	3778	60.2	41.2	1.55
	04/05/21	< 11	< 1.5	3.3 J	< 2.3	580	< 7.2	< 3.5	560	25	7.2 J	**1,176**	7.38	12.4	3054	80.8	88.9	0.45
	11/01/21	< 11	< 1.5	< 2.7	< 2.3	290 F1 J	< 7.2	< 3.5	420 F1 J	19	< 7.2	**729**	7.14	18.0	4430	-10.9	81.1	1.77
	04/06/22	58 J	< 7.2	< 0.84	< 0.71	300	3.6 J	< 1.2	270	24	3.4 J	**659**	7.46	15.1	2870	7.4	72.8	1.17

BENCHMARK

TABLE 3

SUMMARY OF PRE- AND POST-REMEDIAL GROUNDWATER ANALYTICAL RESULTS

275 Franklin Street & 432 Pearl Street Sites
BCP Sites No. C915208 & C915237
Buffalo, New York

Monitoring Location & Sample Date		Parameter [1]																
		TCL Volatile Organic Compounds (ug/L)											Field Measurements (units as indicated)					
		2-Butanone (MEK)	Carbon disulfide	Chloroform	1,1-Dichloroethene	cis-1,2-Dichloroethene	trans-1,2-Dichloroethene	Methylene chloride	Tetrachloroethene	Trichloroethene	Vinyl chloride	*Total TCL cVOCs*	pH (units)	Temperature (°C)	Specific Conductance (uS)	Turbidity	ORP (mV)	DO (ppm)
GWQS [2]		**50**	**--**	**7**	**5**	**5**	**5**	**5**	**5**	**5**	**2**	**--**	**6.5 - 8.5**	**--**	**--**	**--**	**--**	**--**
MW-26S	**08/18/08**	**HRC INJECTION**																
	10/24/12	< 1.3	< 0.19	< 0.34	< 0.29	5.4	< 0.9	< 0.44	3100	12	< 0.9	**3,117**	(4)	(4)	(4)	(4)	(4)	(4)
	04/16/14	**IET INJECTION**																
	07/30/15	< 5.3	< 0.76	< 1.4	< 1.2	3.6 J	< 3.6	1.8	350	3.7 J	< 3.6	**357**	(4)	(4)	(4)	(4)	(4)	(4)
	03/01/17	< 5.3	< 0.76	< 1.4	< 1.2	110	<3.6	<1.8	4500 D	85	<3.6	**4,695**	(4)	(4)	(4)	(4)	(4)	(4)
	05/11/17	< 110	< 15	< 27	< 23	130	< 72	< 35	4500	76 J	< 72	**4,706**	(4)	(4)	(4)	(4)	(4)	(4)
	02/18/19	< 66	< 9.5	< 17	< 15	140	< 45	< 55	2900	100 J	< 45	**3,140**	5.76	12.7	5.50	1.60	166.60	2.50
	11/17/20	< 13	< 1.9	< 3.2	< 2.9	28	< 9	< 4.4	770 F1	20	< 9	**818**	7.77	16.0	3384	5.42	56.8	2.57
	04/05/21	< 26	< 3.8	< 6.8	< 5.8	38	< 18	< 8.8	860	36	< 18	**934**	7.42	12.7	3457	30.19	102.4	2.19
	11/01/21	< 26	< 3.8	< 6.8	< 5.8	< 16	< 18	< 8.8	920	19 J	< 18	**939**	7.33	17.1	3603	1.22	84.4	1.88
	04/06/22	110 J	< 14	< 1.7	< 1.4	13	< 1.7	< 2.3	440	17	< 2.1	**580**	7.46	12.3	2675	4.31	102.1	1.80
MW-27S	**08/18/08**	**HRC INJECTION**																
	10/24/12	< 1.3	< 0.19	0.63 J	< 0.38	< 0.81	< 0.9	< 0.44	1.7	< 0.46	< 0.9	**1.7**	(4)	(4)	(4)	(4)	(4)	(4)
	04/16/14	**IET INJECTION**																
	07/30/15	< 1.3	< 0.19	0.36 J	< 0.29	< 0.81	< 0.9	< 0.44	1.4	< 0.46	< 0.9	**1.8**	(4)	(4)	(4)	(4)	(4)	(4)
	05/11/17	< 1.3	< 0.19	0.47 J	< 0.29	< 0.81	< 0.9	< 0.44	1.7	< 0.46	< 0.9	**2.2**	(4)	(4)	(4)	(4)	(4)	(4)
	11/17/20	< 1.3	< 0.19	0.62 J	< 0.29	< 0.81	< 0.9	< 0.44	25	0.62 J	< 0.9	**26.2**	7.85	15.8	3281	13.2	73.1	4.28
	04/05/21	< 1.3	< 0.19	1.4	< 0.29	< 0.81	< 0.90	< 0.44	6.6	< 0.46	< 0.9	**8.0**	7.37	12.0	3155	100.6	123.2	4.00
	11/01/21	< 1.3	< 0.19	2.7	< 0.29	< 0.81	< 0.90	< 0.44	6.5	< 0.46	< 0.90	**9.2**	7.25	16.2	2990	-11.1	94.4	3.76
	04/06/22	< 1.6	< 1.4	2.1	< 0.14	< 0.15	< 0.17	< 0.23	5.3	< 0.19	< 0.21	**7.4**	7.47	11.9	3570	6.9	107.3	5.28

Notes:

1. Only those parameters detected above their specific GWQS at a minimum of one sample location are presented. Some additional parameters were detected but not included due to low concentrations and sporadic detection.
2. Groundwater Quality Standard (GWQS) per NYSDEC Division of Water Technical and Operational Guidance Series (TOGS) 1.1.1.
3. Groundwater data for the May 2009, June 2011, October 2012, and July 2015 events obtained from NYSDEC. The additional sampling events were performed by Benchmark.
4. Field parameter results were not provided by the NYSDEC.

Definitions:

< 0.19 = Parameter not detected above laboratory method detection limit.
NA = Sample not analyzed for parameter.
"--" = No groundwater quality standard available.
J = Estimated value; result is less than the sample quantitation limit but greater than zero.
b = Analyte was detected in the associated blank as well as in the sample. Value is above the action level for consideration as being external contamination.
B = Indicates a value greater than or equal to the instrument detection limit, but less than the quantitation limit.
D = Concentration of analyte was quantified from a diluted analysis.
NS = Not sampled due to car parked over well; several attempts to sample were made over a 2-week period.

Insufficient sample to collect final field parameter measurements; values measured before sample collected.

BENCHMARK

TABLE 4

SUMMARY OF POST-EXCAVATION GROUNDWATER ANALYTICAL RESULTS

275 Franklin Street & 432 Pearl Street Sites
BCP Sites No. C915208 & C915237
Buffalo, New York

Monitoring Location & Sample Date		Parameter [1]										
		TCL Volatile Organic Compounds (ug/L)										
		2-Butanone (MEK)	Carbon disulfide	Chloroform	1,1-Dichloroethene	cis-1,2-Dichloroethene	trans-1,2-Dichloroethene	Methylene chloride	Tetrachloroethene	Trichloroethene	Vinyl chloride	*Total TCL cVOCs*
GWQS [2]		**50**	**--**	**7**	**5**	**5**	**5**	**5**	**5**	**5**	**2**	**--**
Shallow Overburden Wells												
PZ-4	**12/1-12/6/16**	**ON-SITE EXCAVATION**										
	01/23/17	< 39	< 20	< 14	< 3.4	**58**	< 14	< 14	**1,000**	**52**	< 1.4	**1,110**
	04/24/17	< 39	< 20	< 14	< 3.4	**52**	< 14	< 14	**1,200**	**44**	< 1.4	**1,296**
PZ-4R	11/12/18	< 19	< 10	< 7	< 1.7	**17 J**	< 7	< 7	**1,400**	**23**	< 0.71	**1,423**
	04/05/19	< 19	< 10	< 7	< 1.7	**38**	< 7	< 7	**1,200 D**	**24 D**	< 0.71	**1,262**
	11/20/19	< 19	< 10	< 7	< 1.7	**21 D J**	< 7	< 7	**1,100 D**	**21 D**	< 0.71	**1,142**
	04/01/20	< 19	< 10	< 7	< 1.7	**29 D**	< 7	< 7	**1,100 D**	**23 D**	< 0.71	**1,152**
	11/13/20	< 39	< 20	< 14	< 3.4	**36 D J**	< 14	< 14	**2,000 D**	**37 D**	< 1.4	**2,073**
	04/01/21	< 19	< 10	< 7	< 1.7	**35 D J**	< 7	< 7	**1,600 D**	**26 D**	< 0.71	**1,661**
	11/02/21	< 19	< 10	< 7	< 1.7	**35 D2**	< 7	< 7	**2,100 D**	**36 D2**	< 0.71	**2,171**
	04/05/22	< 19	< 10	< 7	< 1.7	**37 D**	< 7	< 7	**1,400 D**	**24 D**	< 0.71	**1,461**
PZ-5	**12/1-12/6/16**	**ON-SITE EXCAVATION**										
	01/24/17	< 19	< 10	< 7	< 1.7	< 7	< 7	< 7	**880 D**	2.7 J	< 0.71	**883**
	04/24/17	< 19	< 10	< 7	< 1.7	**28**	< 7	< 7	**740**	3.4 J	< 0.71	**771**
	11/12/18	< 7.8	< 4	< 2.8	< 0.68	< 2.8	< 2.8	< 2.8	**340 J**	< 0.7	< 0.28	**340**
	04/05/19	< 3.9	< 2	6.5 D	< 0.34	< 1.4	< 1.4	< 1.4	**160 D**	0.62 J D	< 0.14	**167**
	11/20/19	< 4.8	< 2.5	< 1.8	< 0.42	< 1.8	< 1.8	< 1.8	**220 D**	< 0.44	< 0.18	**220**
	04/01/20	< 1.9	< 1	0.89 J	< 0.17	1.1 J	< 0.7	< 0.7	**280 D**	1.1	< 0.07	**283**
	11/13/20	< 3.9	< 2	2.3 D J	< 0.34	< 1.4	< 1.4	< 1.4	**180 D**	< 0.35	< 0.14	**182**
	04/01/21	< 1.9	< 1	5.2	< 0.17	< 0.7	< 0.7	< 0.7	**160**	< 0.18	< 0.07	**165**
	11/02/21	< 3.9	< 2	2.6 D J	< 0.34	3.2 D J	< 1.4	< 1.4	**400 D**	2.2 D	< 0.14	**408**
	04/05/22	< 1.9	< 1	3.6	< 0.17	< 0.7	< 0.7	< 0.7	**190**	0.21 J	< 0.07	**194**
PZ-6	**12/1-12/6/16**	**ON-SITE EXCAVATION**										
	01/23/17	< 19	< 10	< 7	< 1.7	< 7	< 7	< 7	**500**	**8.2**	< 0.71	**508**
	04/24/17	< 1.9	< 1	< 0.7	< 0.17	**5.8**	< 0.7	< 0.7	**46**	1.3	< 0.07	**53**
	11/12/18	< 4.8	< 2.5	< 1.8	< 0.42	2.4 J	< 1.8	< 1.8	**250**	2.7	< 0.18	**255**
	04/05/19	< 1.9	< 1.0	2.4 J	< 0.17	1.5 J	< 0.7	< 0.7	**200**	2.7	< 0.07	**207**
	11/20/19	< 3.9	< 2.0	< 1.8	< 0.42	2.1 D J	< 1.8	< 1.8	**170 D**	1.8 D	< 0.18	**174**
	04/01/20	< 1.9	< 1.0	1.2 J	< 0.17	1.3 J	< 0.7	< 0.7	**190 D**	2.2	< 0.07	**195**
	11/13/20	< 3.9	< 2.0	1.6 D J	< 0.34	< 1.4	< 1.4	< 1.4	**210 D**	1.7 D	< 0.14	**213**
	04/01/21	< 1.9	< 1.0	4.8	< 0.17	< 0.7	< 0.7	< 0.7	**66**	0.31 J	< 0.07	**71**
	11/02/21	< 3.9	< 2.0	2.8 D J	< 0.34	1.4 D J	< 1.4	< 1.4	**280 D**	2.2 D	< 0.14	**286**
	04/05/22	< 1.9	< 1.0	2.2 J	< 0.17	< 0.7	< 0.7	< 0.7	**190**	0.97	< 0.07	**193**

BENCHMARK

TABLE 4

SUMMARY OF POST-EXCAVATION GROUNDWATER ANALYTICAL RESULTS

275 Franklin Street & 432 Pearl Street Sites
BCP Sites No. C915208 & C915237
Buffalo, New York

Monitoring Location & Sample Date		Parameter [1]										
		TCL Volatile Organic Compounds (ug/L)										
		2-Butanone (MEK)	Carbon disulfide	Chloroform	1,1-Dichloroethene	cis-1,2-Dichloroethene	trans-1,2-Dichloroethene	Methylene chloride	Tetrachloroethene	Trichloroethene	Vinyl chloride	*Total TCL cVOCs*
GWQS [2]		**50**	**--**	**7**	**5**	**5**	**5**	**5**	**5**	**5**	**2**	**--**
PZ-11	**12/1-12/6/16**	**ON-SITE EXCAVATION**										
	01/24/17	< 190	< 100	< 70	< 17	< 70	< 70	< 70	**5,500**	< 18	< 7.1	**5,500**
	04/24/17	< 190	< 100	< 70	< 17	< 70	< 70	< 70	**5,600**	< 18	< 7.1	**5,600**
	11/12/18	< 19	< 10	< 7	< 1.7	**18 J**	< 7	< 7	**1,300**	**14**	< 0.71	**1,332**
	04/05/19	< 78	< 40	< 28	< 6.8	< 28	< 28	< 28	**4,100 D**	**21 D**	< 2.8	**4,121**
	11/20/19	< 4.8	< 2.5	< 1.8	< 0.42	**7.7 D**	< 1.8	< 1.8	**440 D**	4 D	< 0.18	**452**
	04/01/20	< 19	< 10	< 7	< 1.7	< 7	< 7	< 7	**1,000 D**	2.5 J D	< 0.71	**1,003**
	11/13/20	< 39	< 20	< 14	< 3.4	< 14	< 14	< 14	**3,000 D**	**6.6 J D**	< 1.4	**3,007**
	04/01/21	< 39	< 20	< 14	< 3.4	< 14	< 14	< 14	**2,400 D**	**7.3 J D**	< 1.4	**2,407**
	11/02/21	< 3.9	< 2.0	2.6 D J	< 0.34	< 1.4	< 1.4	< 1.4	**350 D**	0.96 J D	< 1.4	**354**
	04/05/22	< 19	< 10	< 7	< 1.7	**7.5 J D**	< 7	< 7	**1,500 D**	**9.2 D**	< 0.71	**1,517**
PZ-12	**12/1-12/6/16**	**ON-SITE EXCAVATION**										
	01/24/17	< 48	< 25	< 18	< 4.2	**26 J**	< 18	< 18	**2,500**	**8.8 J**	< 1.8	**2,535**
	04/24/17	< 39	< 20	< 14	< 3.4	**14 J**	< 14	< 14	**1,900**	**7.8 J**	< 1.4	**1,922**
	11/12/18	< 19	< 10	< 7	< 1.7	< 7	< 7	< 7	**830 J**	< 1.8	< 0.71	**830**
	04/05/19	< 3.9	< 2	**9 D**	< 0.34	3.2 J D	< 1.4	< 1.4	**250 D**	0.91 J D	< 0.14	**263**
	11/20/19	< 39	< 20	< 14	< 3.4	< 14	< 14	< 14	**3,600 D**	**7.9 J D**	< 1.4	**3,608**
	04/01/20	< 19	< 10	< 7	< 1.7	< 7	< 7	< 7	**1,000 D**	3.3 J D	< 0.71	**1,003**
	11/13/20	< 1.9	< 1	1.4 J	< 0.17	< 0.7	< 0.7	< 0.7	**130**	0.68	< 0.07	**132**
	04/01/21	< 9.7	< 5	< 3.5	< 0.84	< 3.5	< 3.5	< 3.5	**1,100 D2**	2.4 J D	< 0.36	**1,102**
	11/02/21	< 4.8	< 2.5	2.2 J D	< 0.42	**5.5 J D**	< 1.8	< 1.8	**410 D**	3.4 D	< 0.18	**421**
	04/05/22	< 9.7	< 5	< 3.5	< 0.84	< 3.5	< 3.5	< 3.5	**500 D**	2.6 D	< 0.36	**503**
PZ-13	**12/1-12/6/16**	**ON-SITE EXCAVATION**										
	01/24/17	< 3.9	< 2	< 1.4	< 0.34	**50**	**5.0**	< 1.4	**79**	**19**	**18**	**171**
	04/24/17	< 19	< 10	< 7	< 1.7	**500**	**10 J**	< 7	**14**	**20**	**110**	**654**
	11/12/18	< 1.9	< 1	< 0.7	< 0.17	< 0.7	0.73 J	< 0.7	**16**	3.6	**32**	**52**
	04/05/19	< 3.9	< 2	< 1.4	1.8 J D	**280 D**	1.8 J D	< 1.4	**93 D**	**76 D**	**53 D**	**506**
	11/20/19	< 1.9	< 1	< 0.7	0.23 J	**52**	**6.6**	< 0.70	**13**	**14**	**38**	**124**
	04/01/20	< 1.9	< 1	< 0.7	< 0.17	**44**	1.5 J	< 7	**21**	**9.6**	**8.9**	**85**
	11/13/20	< 1.9	< 1	< 0.7	< 0.17	**45**	0.75 J	< 0.7	**30**	**7.2**	**4.9**	**88**
	04/01/21	< 1.9	< 1	< 0.7	< 0.17	**28**	1.2 J	< 0.7	**25**	**9.7**	**3.9**	**68**
	11/02/21	< 1.9	< 1	< 0.7	< 0.17	**72**	2.3 J	< 0.7	**43**	**9.7**	**10**	**137**
	04/05/22	< 1.9	< 1	< 0.7	< 0.17	**70**	1.7 J	< 0.7	**12**	**10**	**4.3**	**98**

BENCHMARK

TABLE 4

SUMMARY OF POST-EXCAVATION GROUNDWATER ANALYTICAL RESULTS

275 Franklin Street & 432 Pearl Street Sites
BCP Sites No. C915208 & C915237
Buffalo, New York

Monitoring Location & Sample Date		Parameter [1]										
		TCL Volatile Organic Compounds (ug/L)										
		2-Butanone (MEK)	Carbon disulfide	Chloroform	1,1-Dichloroethene	cis-1,2-Dichloroethene	trans-1,2-Dichloroethene	Methylene chloride	Tetrachloroethene	Trichloroethene	Vinyl chloride	*Total TCL cVOCs*
GWQS [2]		**50**	**--**	**7**	**5**	**5**	**5**	**5**	**5**	**5**	**2**	**--**
PZ-14	**12/1-12/6/16**	**ON-SITE EXCAVATION**										
	01/24/17	< 1.9	< 1	< 0.7	0.34 J	**290 D**	**14**	< 0.7	4.8	**12**	**130**	**451**
	04/24/17	< 7.8	< 4	< 2.8	0.68 J	**180**	**8.5 J**	< 2.8	4.7	**140**	**140**	**473**
	11/12/18	< 1.9	< 1	< 0.7	< 0.17	**50**	1.8 J	< 0.7	**32**	**9.8**	**20**	**114**
	04/05/19	< 3.9	< 2	< 1.4	0.5 J D	**170 D**	4.2 J D	< 1.4	**150 D**	**32 D**	**30 D J**	**387**
	11/20/19	< 1.9	< 1	0.71 J	0.34 J	**100**	4.2	< 0.70	**33**	**12**	**35**	**185**
	04/01/20	< 4.8	< 2.5	< 1.8	0.74 J D	**340 D**	**5.4 J D**	< 1.8	**98 D**	**28 D**	**24 D**	**496**
	11/13/20	< 9.7	< 5	< 3.5	1.1 J D	**580 D**	**10 J D**	< 3.5	**110 D**	**29 D**	**82 D**	**812**
	04/01/21	< 1.9	< 1	< 0.7	0.36 J	**150**	2.1 J	< 0.7	**170**	**38**	**6.3**	**367**
	11/02/21	< 3.9	< 2	< 1.4	0.79 J D	**390 D**	4.9 J D	< 1.4	**190 D**	**29 D**	**35 D**	**650**
	04/05/22	< 3.9	< 2	< 1.4	0.4 J D	**130 D**	3 J D	< 1.4	**200 D**	**20 D**	**8 D**	**361**
MW-5R	**12/1-12/6/16**	**ON-SITE EXCAVATION**										
	01/23/17	< 39	< 20	< 14	< 3.4	< 14	< 14	< 14	**990**	**20**	< 1.4	**1,010**
	04/24/17	< 97	< 50	< 35	< 8.4	**160**	< 35	< 35	**3,600**	**55**	< 3.6	**3,815**
	11/12/18	< 19	< 10	< 7	< 1.7	**270**	< 7	< 7	**740**	**150**	< 0.71	**1,160**
	04/05/19	< 39	< 20	< 14	< 3.4	**270 D**	< 14	< 14	**1,900 D**	**300 D**	< 1.4	**2,470**
	11/20/19	< 7.8	< 4	< 2.8	< 0.68	**160 D**	< 2.8	< 2.8	**380 D**	**120 D**	< 0.28	**660**
	04/01/20	< 19	< 10	< 7	< 1.7	**170 D**	< 7	< 7	**980 D**	**180 D**	< 0.71	**1,330**
	11/13/20	< 9.7	< 5	< 3.5	< 0.84	**380 D**	**9.5 J D**	< 3.5	**460 D**	**140 D**	< 0.36	**990**
	04/01/21	< 9.7	< 5	< 3.5	< 0.84	**280 D**	**5.1 J D**	< 3.5	**1,000 D**	**210 D**	< 0.36	**1,495**
	11/02/21	< 9.7	< 5	< 3.5	< 0.84	**360 D**	4.9 J D	< 3.5	**750 D**	**150 D**	< 0.36	**1,265**
	04/05/22	< 9.7	< 5	< 3.5	< 0.84	**230 D**	< 3.5	< 3.5	**790 D**	**180 D**	< 0.36	**1,200**

BENCHMARK

TABLE 4

SUMMARY OF POST-EXCAVATION GROUNDWATER ANALYTICAL RESULTS

275 Franklin Street & 432 Pearl Street Sites
BCP Sites No. C915208 & C915237
Buffalo, New York

Monitoring Location & Sample Date	Parameter [1]										
	TCL Volatile Organic Compounds (ug/L)										
	2-Butanone (MEK)	Carbon disulfide	Chloroform	1,1-Dichloroethene	cis-1,2-Dichloroethene	trans-1,2-Dichloroethene	Methylene chloride	Tetrachloroethene	Trichloroethene	Vinyl chloride	*Total TCL cVOCs*
GWQS [2]	**50**	**--**	**7**	**5**	**5**	**5**	**5**	**5**	**5**	**2**	**--**
Off-Site NYSDEC Wells (S = shallow, D = deep) [3]											
MW-23S	**12/1-12/6/16**	**ON-SITE EXCAVATION**									
	01/23/17	< 19	< 10	< 7	< 1.7	**7.1 J**	< 7	< 7	**470**	**10**	< 0.71	**487**
	04/24/17	< 19	< 10	< 7	< 1.7	**26**	< 7	< 7	**660**	**15**	< 0.71	**701**
	11/12/18	< 9.7	< 5	< 3.5	< 0.84	< 3.5	< 3.5	< 3.5	**590**	3	< 0.36	**593**
	04/05/19	< 4.8	< 2.5	2.1 J D	< 0.42	< 1.8	< 1.8	< 1.8	**310 D**	1.1 J D	< 0.18	**313**
	11/20/19	< 4.8	< 2.5	2.4 J D	< 0.42	**5.4 J**	< 1.8	< 1.8	**230 D**	1.2 D	< 0.18	**239**
	04/01/20	< 9.7	< 5	< 3.5	< 0.84	< 3.5	< 3.5	< 3.5	**820 D**	3.5 D	< 0.36	**824**
	11/13/20	< 3.9	< 2	< 1.4	< 0.34	1.6 J D	< 1.4	< 1.4	**330 D**	1.7 D	< 0.14	**333**
	04/01/21	< 3.9	< 2	1.5 J D	< 0.34	1.9 J D	< 1.4	< 1.4	**340 D**	2.7 D	< 0.14	**346**
	11/02/21	< 19	< 10	< 7	< 1.7	< 7	< 7	< 7	**990 D**	4.6 D J	< 0.71	**995**
	04/05/22	< 9.7	< 5	< 3.5	< 0.84	< 3.5	< 3.5	< 3.5	**700 D**	3.5 D	< 0.36	**704**
MW-23D	**12/1-12/6/16**	**ON-SITE EXCAVATION**									
	11/17/20	< 1.3	< 0.19	< 0.34	< 0.29	< 0.81	< 0.9	< 0.44	1.4	< 0.46	< 0.9	**1.4**
	04/05/21	< 1.3	< 0.19	< 0.34	< 0.29	< 0.81	< 0.90	< 0.44	1.6	< 0.46	< 0.90	**1.6**
	11/01/21	< 1.3	< 0.19	< 0.34	< 0.29	< 0.81	< 0.90	< 0.44	1.2	< 0.46	< 0.90	**1.2**
	04/06/22	< 1.6	< 1.4	0.3 J	< 0.14	< 0.15	< 0.17	< 0.23	0.72 J	< 0.19	< 0.21	**1.02**
MW-24S	**12/1-12/6/16**	**ON-SITE EXCAVATION**									
	01/23/17	< 190	< 100	< 70	< 17	< 70	< 70	< 70	**9,000**	**35 J**	< 7.1	**9,035**
	04/24/17	< 390	< 200	< 140	< 34	< 140	< 140	< 140	**9,300**	< 35	< 14	**9,300**
	11/12/18	< 39	< 20	< 14	< 3.4	< 14	< 14	< 14	**3,900**	**5.7 J**	< 1.4	**3,906**
	04/05/19	< 19	< 10	**25 D**	< 1.7	**66 D**	< 7	< 7	**890 D2**	**29 D**	< 0.71	**1,010**
	11/20/19	< 19	< 10	**7.6 J D**	< 1.7	< 7	< 7	< 7	**1,100 D**	< 1.8	< 0.71	**1,108**
	04/01/20	< 19	< 10	**10 J D**	< 1.7	**15 J D**	< 7	< 7	**990 D**	3.8 J D	< 0.71	**1,019**
	11/13/20	< 19	< 10	< 7	< 1.7	**12 J D2**	< 7	< 7	**2,000 D**	**13 D2**	< 0.71	**2,025**
	04/01/21	< 78	< 40	< 28	< 6.8	**33 J D**	< 28	< 28	**6,100 D**	**15 J D**	< 2.8	**6,148**
	11/02/21	< 19	< 10	< 7	< 1.7	**7.6 J D2**	< 7	< 7	**3,500 D**	**6 D2**	< 0.71	**3,514**
	04/05/22	< 9.7	< 5	< 3.5	< 0.84	< 3.5	< 3.5	< 3.5	**820 D**	1.2 J D	< 0.36	**821**

BENCHMARK

TABLE 4

SUMMARY OF POST-EXCAVATION GROUNDWATER ANALYTICAL RESULTS

275 Franklin Street & 432 Pearl Street Sites
BCP Sites No. C915208 & C915237
Buffalo, New York

Monitoring Location & Sample Date		Parameter [1]										
		TCL Volatile Organic Compounds (ug/L)										
		2-Butanone (MEK)	Carbon disulfide	Chloroform	1,1-Dichloroethene	cis-1,2-Dichloroethene	trans-1,2-Dichloroethene	Methylene chloride	Tetrachloroethene	Trichloroethene	Vinyl chloride	*Total TCL cVOCs*
GWQS [2]		**50**	**--**	**7**	**5**	**5**	**5**	**5**	**5**	**5**	**2**	**--**
MW-24D	**12/1-12/6/16**	**ON-SITE EXCAVATION**										
	01/23/17	< 1.9	< 1	< 0.7	0.19 J	**48**	< 0.7	< 0.7	4.0	2.2	< 0.07	**54**
	04/24/17	< 1.9	< 1	< 0.7	0.3 J	**83**	< 0.7	< 0.7	2.7	4.9	< 0.07	**91**
	11/12/18	< 7.8	< 4	< 2.8	< 0.68	**250**	< 2.8	< 2.8	**450**	**120**	< 0.28	**820**
	02/18/19	< 13	< 1.9	< 3.4	< 2.9	**200**	< 9.0	**9.3 J**	**420**	**110**	< 9.0	**730**
	04/05/19	< 9.7	< 5	< 3.5	< 0.84	**290 D**	< 3.5	< 3.5	**480 D**	**130 D**	< 0.36	**900**
	11/20/19	< 1.9	< 1	< 0.7	0.58	**170**	1.2 J	< 0.7	**180 D**	**66**	< 0.07	**418**
	04/01/20	< 3.9	< 2	< 1.4	0.73 J D	**220 D**	1.4 J D	< 1.4	**270 D**	**95 D**	< 0.14	**587**
	11/13/20	< 1.9	< 1	< 0.7	0.49 J	**150**	0.97 J	< 0.7	**180 D**	**73**	< 0.07	**404**
	11/17/20	< 13	< 1.9	< 3.4	< 2.9	**180**	< 9	< 4.4	**320**	**120**	< 9	**620**
	04/01/21	< 3.9	< 2	< 1.4	0.45 J D	**140 D**	< 1.4	< 1.4	**220 D**	**77 D**	< 0.14	**437**
	04/05/21	< 11	< 1.5	< 2.7	< 2.3	**200**	< 7.2	< 3.5	**310**	**120**	< 7.2	**630**
	11/02/21	< 3.9	< 2	< 1.4	0.51 J D	**290 D**	1.8 J D	< 1.4	**110 D**	**53 D**	< 0.14	**455**
	04/05/22	< 3.9	< 2	< 1.4	0.49 J D	**210 D**	< 1.4	< 1.4	**79 D**	**36 D**	0.58 D J	**326**

BENCHMARK

TABLE 4

SUMMARY OF POST-EXCAVATION GROUNDWATER ANALYTICAL RESULTS

275 Franklin Street & 432 Pearl Street Sites
BCP Sites No. C915208 & C915237
Buffalo, New York

Monitoring Location & Sample Date		Parameter [1]										
		TCL Volatile Organic Compounds (ug/L)										
		2-Butanone (MEK)	Carbon disulfide	Chloroform	1,1-Dichloroethene	cis-1,2-Dichloroethene	trans-1,2-Dichloroethene	Methylene chloride	Tetrachloroethene	Trichloroethene	Vinyl chloride	*Total TCL cVOCs*
GWQS [2]		**50**	**--**	**7**	**5**	**5**	**5**	**5**	**5**	**5**	**2**	**--**
MW-25S	**12/1-12/6/16**	**ON-SITE EXCAVATION**										
	03/01/17	<5.3	<0.76	< 1.4	< 1.2	**190 F1**	< 3.6	< 1.8	**56**	**5.2**	**36**	**287**
	05/11/17	< 5.3	< 0.76	< 1.4	< 1.2	**310**	< 3.6	< 1.8	**46**	**5.8**	< 3.6	**362**
	02/18/19	< 26	< 3.8	< 6.8	< 5.8	**880**	< 18	< 21	**1300**	**210**	< 18	**2390**
	11/17/20	< 11	< 1.5	< 2.7	< 2.3	**110**	< 7.2	< 3.5	**370**	**32**	< 7.2	**512**
	04/05/21	< 11	< 1.5	3.3 J	< 2.3	**580**	< 7.2	< 3.5	**560**	**25**	7.2 J	**1,176**
	11/01/21	< 11	< 1.5	< 2.7	< 2.3	**290 F1 J**	< 7.2	< 3.5	**420 F1 J**	**19**	< 7.2	**729**
	04/06/22	**58 J**	< 7.2	< 0.84	< 0.71	**300**	3.6 J	< 1.2	**270**	**24**	**3.4 J**	**659**
MW-26S	**12/1-12/6/16**	**ON-SITE EXCAVATION**										
	03/01/17	< 5.3	< 0.76	< 1.4	< 1.2	**110**	<3.6	<1.8	**4500 D**	**85**	<3.6	**4,695**
	05/11/17	< 110	< 15	< 27	< 23	**130**	< 72	< 35	**4500**	**76 J**	< 72	**4,706**
	02/18/19	< 66	< 9.5	< 17	< 15	**140**	< 45	< 55	**2900**	**100 J**	< 45	**3,140**
	11/17/20	< 13	< 1.9	< 3.2	< 2.9	**28**	< 9	< 4.4	**770 F1**	**20**	< 9	**818**
	04/05/21	< 26	< 3.8	< 6.8	< 5.8	**38**	< 18	< 8.8	**860**	**36**	< 18	**934**
	11/01/21	< 26	< 3.8	< 6.8	< 5.8	< 16	< 18	< 8.8	**920**	**19 J**	< 18	**939**
	04/06/22	**110 J**	< 14	< 1.7	< 1.4	**13**	< 1.7	< 2.3	**440**	**17**	< 2.1	**580**
MW-27S	**12/1-12/6/16**	**ON-SITE EXCAVATION**										
	05/11/17	< 1.3	< 0.19	0.47 J	< 0.29	< 0.81	< 0.9	< 0.44	1.7	< 0.46	< 0.9	**2.2**
	11/17/20	< 1.3	< 0.19	0.62 J	< 0.29	< 0.81	< 0.9	< 0.44	**25**	0.62 J	< 0.9	**26.2**
	04/05/21	< 1.3	< 0.19	1.4	< 0.29	< 0.81	< 0.90	< 0.44	**6.6**	< 0.46	< 0.9	**8.0**
	11/01/21	< 1.3	< 0.19	2.7	< 0.29	< 0.81	< 0.90	< 0.44	**6.5**	< 0.46	< 0.9	**9.2**
	04/06/22	< 1.6	< 1.4	2.1	< 0.14	< 0.15	< 0.17	< 0.23	**5.3**	< 0.19	< 0.21	**7.4**

Notes:

1. Only those parameters detected above their specific GWQS at a minimum of one sample location are presented. Some additional parameters were detected but not included due to low concentrations and sporadic detection.
2. Groundwater Quality Standard (GWQS) per NYSDEC Division of Water Technical and Operational Guidance Series (TOGS) 1.1.1.
3. Groundwater data for the May 2009, June 2011, October 2012, and July 2015 events obtained from NYSDEC. The additional sampling events were performed by Benchmark.
4. Field parameter results were not provided by the NYSDEC.

Definitions:

< 0.19 = Parameter not detected above laboratory method detection limit.
NA = Sample not analyzed for parameter.
"--" = No groundwater quality standard available.
J = Estimated value; result is less than the sample quantitation limit but greater than zero.
b = Analyte was detected in the associated blank as well as in the sample. Value is above the action level for consideration as being external contamination.
B = Indicates a value greater than or equal to the instrument detection limit, but less than the quantitation limit.
D = Concentration of analyte was quantified from a diluted analysis. Numerical value indicates level of dilution completed.
F1 = MS and/or MSD recovery exceeds control limits.
NS = Not sampled due to car parked over well; several attempts to sample were made over a 2-week period.

Result exceeds Groundwater Quality Standard (GWQS) per NYSDEC Division of Water Technical and Operational Guidance Series (TOGS) 1.1.1

APPENDIX A

INSTITUTIONAL & ENGINEERING CONTROLS CERTIFICATION FORMS

APPENDIX A1

SITE NO. C915208

Enclosure 2
NEW YORK STATE DEPARTMENT OF ENVIRONMENTAL CONSERVATION
Site Management Periodic Review Report Notice
Institutional and Engineering Controls Certification Form

Site Details **Box 1**

Site No. **C915208**

Site Name 275 Franklin Street

Site Address: 275 Franklin Street Zip Code: 14202
City/Town: Buffalo
County: Erie
Site Acreage: 0.260

Reporting Period: April 27, 2021 to April 27, 2022

	YES	NO
1. Is the information above correct?	☑	☐
If NO, include handwritten above or on a separate sheet.		
2. Has some or all of the site property been sold, subdivided, merged, or undergone a tax map amendment during this Reporting Period?	☐	☑
3. Has there been any change of use at the site during this Reporting Period (see 6NYCRR 375-1.11(d))?	☐	☑
4. Have any federal, state, and/or local permits (e.g., building, discharge) been issued for or at the property during this Reporting Period?	☐	☑
If you answered YES to questions 2 thru 4, include documentation or evidence that documentation has been previously submitted with this certification form.		
5. Is the site currently undergoing development?	☐	☑

Box 2

	YES	NO
6. Is the current site use consistent with the use(s) listed below? Restricted-Residential, Commercial, and Industrial	☑	☐
7. Are all ICs in place and functioning as designed?	☑	☐

IF THE ANSWER TO EITHER QUESTION 6 OR 7 IS NO, sign and date below and DO NOT COMPLETE THE REST OF THIS FORM. Otherwise continue.

A Corrective Measures Work Plan must be submitted along with this form to address these issues.

Signature of Owner, Remedial Party or Designated Representative Date

Box 2A

	YES	NO
8. Has any new information revealed that assumptions made in the Qualitative Exposure Assessment regarding offsite contamination are no longer valid?	☐	☑

If you answered YES to question 8, include documentation or evidence that documentation has been previously submitted with this certification form.

9. Are the assumptions in the Qualitative Exposure Assessment still valid? (The Qualitative Exposure Assessment must be certified every five years)	☑	☐

If you answered NO to question 9, the Periodic Review Report must include an updated Qualitative Exposure Assessment based on the new assumptions.

SITE NO. C915208 **Box 3**

Description of Institutional Controls

Parcel	Owner	Institutional Control
111.38-2-22	Buffalo Development Corporation	Ground Water Use Restriction Landuse Restriction Site Management Plan IC/EC Plan Soil Management Plan Building Use Restriction Monitoring Plan

- Prohibition against well installation (or use of gw without treatment)
- Compliance with the Site Management Plan
- Compliance with the Soils Management Plan
- Annual monitoring of groundwater
- Highest land use is restricted to restricted residential

111.38-2-23	Buffalo Development Corporation	Ground Water Use Restriction Soil Management Plan Landuse Restriction Building Use Restriction Monitoring Plan Site Management Plan IC/EC Plan

- Prohibition against well installation (or use of gw without treatment)
- Compliance with the Site Management Plan
- Compliance with the Soils Management Plan
- Annual monitoring of groundwater
- Highest land use is restricted to restricted residential

Box 4

Description of Engineering Controls

Parcel	Engineering Control
111.38-2-22	Vapor Mitigation Cover System

- Cover consisting of hardscape or clean soil
- In-situ plume reduction measure
- Vapor intrusion mitigation for new structures

111.38-2-23	Cover System

Parcel	Engineering Control
	Vapor Mitigation

- Site cover consisting of hardscape or clean soil
- In-situ plume reduction measure
- Vapor intrusion mitigation for existing and new structures

Box 5

Periodic Review Report (PRR) Certification Statements

1. I certify by checking "YES" below that:

   a) the Periodic Review report and all attachments were prepared under the direction of, and reviewed by, the party making the Engineering Control certification;

   b) to the best of my knowledge and belief, the work and conclusions described in this certification are in accordance with the requirements of the site remedial program, and generally accepted engineering practices; and the information presented is accurate and compete.

YES	NO
☑	☐

2. For each Engineering control listed in Box 4, I certify by checking "YES" below that all of the following statements are true:

   (a) The Engineering Control(s) employed at this site is unchanged since the date that the Control was put in-place, or was last approved by the Department;

   (b) nothing has occurred that would impair the ability of such Control, to protect public health and the environment;

   (c) access to the site will continue to be provided to the Department, to evaluate the remedy, including access to evaluate the continued maintenance of this Control;

   (d) nothing has occurred that would constitute a violation or failure to comply with the Site Management Plan for this Control; and

   (e) if a financial assurance mechanism is required by the oversight document for the site, the mechanism remains valid and sufficient for its intended purpose established in the document.

YES	NO
☑	☐

IF THE ANSWER TO QUESTION 2 IS NO, sign and date below and DO NOT COMPLETE THE REST OF THIS FORM. Otherwise continue.

A Corrective Measures Work Plan must be submitted along with this form to address these issues.

_____ _____

Signature of Owner, Remedial Party or Designated Representative — Date

IC CERTIFICATIONS
SITE NO. C915208

Box 6

SITE OWNER OR DESIGNATED REPRESENTATIVE SIGNATURE

I certify that all information and statements in Boxes 1,2, and 3 are true. I understand that a false statement made herein is punishable as a Class "A" misdemeanor, pursuant to Section 210.45 of the Penal Law.

I Jessica Croce (print name) at 257 Franklin St, Buffalo NY (print business address),

am certifying as President of Buffalo Development Corp. (Owner or Remedial Party)

for the Site named in the Site Details Section of this form.

Jessica R Croce — Signature of Owner, Remedial Party, or Designated Representative Rendering Certification

5/24/22 — Date

EC CERTIFICATIONS

Box 7

Qualified Environmental Professional Signature

I certify that all information in Boxes 4 and 5 are true. I understand that a false statement made herein is punishable as a Class "A" misdemeanor, pursuant to Section 210.45 of the Penal Law.

I Lori Riker, P.E. (print name) at Benchmark Civil/Environmental Engineering & Geology 2558 Hamburg Turnpike, Suite 300, Buffalo NY 14218 (print business address),

am certifying as a Qualified Environmental Professional for the Owner (Owner or Remedial Party)

Lori Riker — Signature of Qualified Environmental Professional, for the Owner or Remedial Party, Rendering Certification

Stamp (Required for PE)

5/27/22 — Date

APPENDIX A2

SITE NO. C915237

Enclosure 2
NEW YORK STATE DEPARTMENT OF ENVIRONMENTAL CONSERVATION
Site Management Periodic Review Report Notice
Institutional and Engineering Controls Certification Form

Site Details **Box 1**

Site No. C915237

Site Name 432 Pearl Street

Site Address: 432 Pearl Street Zip Code: 14202
City/Town: Buffalo
County: Erie
Site Acreage: 0.700

Reporting Period: April 27, 2021 to April 27, 2022

	YES	NO
1. Is the information above correct?	☑	☐
If NO, include handwritten above or on a separate sheet.		
2. Has some or all of the site property been sold, subdivided, merged, or undergone a tax map amendment during this Reporting Period?	☐	☑
3. Has there been any change of use at the site during this Reporting Period (see 6NYCRR 375-1.11(d))?	☐	☑
4. Have any federal, state, and/or local permits (e.g., building, discharge) been issued for or at the property during this Reporting Period?	☐	☑
If you answered YES to questions 2 thru 4, include documentation or evidence that documentation has been previously submitted with this certification form.		
5. Is the site currently undergoing development?	☐	☑

Box 2

	YES	NO
6. Is the current site use consistent with the use(s) listed below? Restricted-Residential, Commercial, and Industrial	☑	☐
7. Are all ICs in place and functioning as designed?	☑	☐

IF THE ANSWER TO EITHER QUESTION 6 OR 7 IS NO, sign and date below and DO NOT COMPLETE THE REST OF THIS FORM. Otherwise continue.

A Corrective Measures Work Plan must be submitted along with this form to address these issues.

Signature of Owner, Remedial Party or Designated Representative Date

Box 2A

	YES	NO
8. Has any new information revealed that assumptions made in the Qualitative Exposure Assessment regarding offsite contamination are no longer valid?	☐	☑

If you answered YES to question 8, include documentation or evidence that documentation has been previously submitted with this certification form.

9. Are the assumptions in the Qualitative Exposure Assessment still valid? (The Qualitative Exposure Assessment must be certified every five years)	☑	☐

If you answered NO to question 9, the Periodic Review Report must include an updated Qualitative Exposure Assessment based on the new assumptions.

SITE NO. C915237 **Box 3**

Description of Institutional Controls

Parcel	Owner	Institutional Control
111.38-2-20.1	Buffalo Development Corporation	Ground Water Use Restriction Soil Management Plan Landuse Restriction Building Use Restriction Monitoring Plan Site Management Plan IC/EC Plan

- Prohibition against well installation (or use of gw without treatment)
- Compliance with the Site Management Plan
- Compliance with the Soils Management Plan
- Compliance with the Operations Management plan for the vapor mitigation system
- Annual monitoring of groundwater
- Highest land use is restricted to restricted residential

111.38-2-4.1	Buffalo Development Corporation	Site Management Plan Ground Water Use Restriction Soil Management Plan Landuse Restriction Monitoring Plan IC/EC Plan Building Use Restriction

- Prohibition against well installation (or use of gw without treatment)
- Compliance with the Site Management Plan
- Compliance with the Soils Management Plan
- Annual monitoring of groundwater
- Highest land use is restricted to restricted residential

Box 4

Description of Engineering Controls

Parcel	Engineering Control
111.38-2-20.1	Vapor Mitigation Cover System

- Cover consisting of hardscape or clean soil
- In-situ plume reduction measure
- Vapor intrusion mitigation for existing and new structures

111.38-2-4.1	Cover System

Parcel	Engineering Control
• Cover consisting of hardscape or clean soil • Vapor intrusion mitigation for new structures	

Box 5

Periodic Review Report (PRR) Certification Statements

1. I certify by checking "YES" below that:

   a) the Periodic Review report and all attachments were prepared under the direction of, and reviewed by, the party making the Engineering Control certification;

   b) to the best of my knowledge and belief, the work and conclusions described in this certification are in accordance with the requirements of the site remedial program, and generally accepted engineering practices; and the information presented is accurate and compete.

YES	NO
☑	☐

2. For each Engineering control listed in Box 4, I certify by checking "YES" below that all of the following statements are true:

   (a) The Engineering Control(s) employed at this site is unchanged since the date that the Control was put in-place, or was last approved by the Department;

   (b) nothing has occurred that would impair the ability of such Control, to protect public health and the environment;

   (c) access to the site will continue to be provided to the Department, to evaluate the remedy, including access to evaluate the continued maintenance of this Control;

   (d) nothing has occurred that would constitute a violation or failure to comply with the Site Management Plan for this Control; and

   (e) if a financial assurance mechanism is required by the oversight document for the site, the mechanism remains valid and sufficient for its intended purpose established in the document.

YES	NO
☑	☐

IF THE ANSWER TO QUESTION 2 IS NO, sign and date below and DO NOT COMPLETE THE REST OF THIS FORM. Otherwise continue.

A Corrective Measures Work Plan must be submitted along with this form to address these issues.

_____ _____

Signature of Owner, Remedial Party or Designated Representative — Date

IC CERTIFICATIONS
SITE NO. C915237

Box 6

SITE OWNER OR DESIGNATED REPRESENTATIVE SIGNATURE

I certify that all information and statements in Boxes 1,2, and 3 are true. I understand that a false statement made herein is punishable as a Class "A" misdemeanor, pursuant to Section 210.45 of the Penal Law.

I Jessica Croce (print name) at 257 Franklin Street, Buffalo NY, 14202 (print business address),

am certifying as President of Buffalo Development Corp. (Owner or Remedial Party)

for the Site named in the Site Details Section of this form.

Jessica R Croce — Signature of Owner, Remedial Party, or Designated Representative Rendering Certification

5/24/22 — Date

EC CERTIFICATIONS

Box 7

Professional Engineer Signature

I certify that all information in Boxes 4 and 5 are true. I understand that a false statement made herein is punishable as a Class "A" misdemeanor, pursuant to Section 210.45 of the Penal Law.

I Lori Riker, P.E. at Benchmark Civil/Environmental Engineering & Geology 2558 Hamburg Turnpike, Suite 300, Buffalo, NY 14218,

print name — print business address

am certifying as a Professional Engineer for the Owner (Owner or Remedial Party)

Signature of Professional Engineer, for the Owner or Remedial Party, Rendering Certification

Stamp (Required for PE)

Date: 5/27/22

APPENDIX B

PHOTOGRAPHIC LOG

SITE PHOTOGRAPHS

Photo 1:

Photo 2:

Photo 3:

Photo 4:

432 PEARL STREET

Photo 1: Asphalt cover system along eastern property boundary (looking southwest)

Photo 2: Asphalt cover system, from southwest corner of property (looking northeast)

Photo 3: Asphalt cover system along western property boundary and Asbury Alley (looking south)

Photo 4: Asphalt cover system in center of property (looking east)

SITE PHOTOGRAPHS

Photo 5:

Photo 6:

Photo 7:

Photo 8:

267 FRANKLIN STREET

Photo 5: Asphalt cover system from northeast corner of property (looking west)

Photo 6: Asphalt and landscape cover system (looking west)

Photo 7: Asphalt cover system from western property boundary (looking east)

Photo 8: Hardscape and landscape cover system along Franklin Street (looking east)

SITE PHOTOGRAPHS

Photo 9:

Photo 10:

Photo 11:

Photo 12:

267 FRANKLIN STREET APARTMENT ASD SYSTEM

Photo 9: System #1 manometer in basement

Photo 10: System #2 manometer in basement

Photo 11: System #1 RP265 fans on roof

Photo 12: System #2 GP501 series fan on roof

SITE PHOTOGRAPHS

Photo 13:

Photo 14:

Photo 15:

Photo 16:





275 FRANKLIN STREET

Photo 13: Asphalt cover system from southeast corner of property (looking northwest)

Photo 14: Asphalt cover along the western property boundary (looking southeast)

Photo 15: Asphalt cover (looking northeast)

Photo 16: Asphalt cover from the northern boundary (looking south)

SITE PHOTOGRAPHS

Photo 17:

Photo 18:

432 PEARL STREET

Photo 17: Area in southwest corner of parking lot in need of cleanup and minor repair (looking southeast)

Photo 18: Debris removed and asphalt cover repaired (looking southeast)

APPENDIX C

ASD SYSTEM LOGS

System #1

Active Subslab Depressurization (ASD) System Log
ASD System #2 (3 Sub-Slab Suction Points)
Radonaway GP-501 Series

Buffalo Development Corporation
432 Pearl Street Site (BCP Site No. C915237)

Date	Monometer Reading (in. wc)	Initials	Comments
4/21	1.5	RW	
5/21	1.5	RW	
6/21	1.5	RW	
7/21	1.5	RW	
8/21	1.5	RW	
9/21	1.5	RW	
10/21	1.5	RW	
11/21	1.5	RW	
12/21	1.5	RW	
1/22	1.5	RW	
2/22	1.5	RW	
3/22	1.5	RW	

System #1

Active Subslab Depressurization (ASD) System Log
ASD System #2 (3 Sub-Slab Suction Points)
Radonaway GP-501 Series

Buffalo Development Corporation
432 Pearl Street Site (BCP Site No. C915237)

Date	Monometer Reading (in. wc)	Initials	Comments
4/22	1.5	PW	

System #2

Active Subslab Depressurization (ASD) System Log
ASD System #2 (3 Sub-Slab Suction Points)
Radonaway GP-501 Series

Buffalo Development Corporation
432 Pearl Street Site (BCP Site No. C915237)

Date	Monometer Reading (in. wc)	Initials	Comments
4/21	0.5	PW	
5/21	0.5	PW	
6/21	0.5	PW	
7/21	0.5	PW	
8/21	0.5	PW	
9/21	0.5	PW	
10/21	0.5	PW	
11/21	0.5	PW	
12/21	0.5	PW	
1/22	0.5	PW	
2/22	0.5	PW	
3/22	0.5	PW	

System #2

Active Subslab Depressurization (ASD) System Log
ASD System #2 (3 Sub-Slab Suction Points)
Radonaway GP-501 Series

Buffalo Development Corporation
432 Pearl Street Site (BCP Site No. C915237)

Date	Monometer Reading (in. wc)	Initials	Comments
4/22	0.5	PW	
5/22	0.5	PW	
6-22	0.5	PW	
7/22	0.5	PW	

BENCHMARK ENVIRONMENTAL ENGINEERING & SCIENCE, PLLC

Active Sub-Slab Depressurization System Annual Operation & Maintenance Certification Checklist

Project Name: 275 Franklin & 432 Pearl St Site	Project No.: 0156-021-001
Project Location: 267 Pearl St, Buffalo, NY	Client: Buffalo Development Corp.
Preparer's Name: Lori Riker, P.E.	Date/Time: April 5, 2022 / 1:30 PM

Notes:

System Information

Has monthly system inspection been completed regularly?	☒ yes	☐ no
Are last 11 inspection logs attached for the past 12 months?	☒ yes	☐ no

What is the current Vacuum reading? System #1 = 1.4 System #2 = 0.5

System Updates, Maintenance, Part Replacement

None

BENCHMARK ENVIRONMENTAL ENGINEERING & SCIENCE, PLLC

Active Sub-Slab Depressurization System Annual Operation & Maintenance Certification Checklist

Change in Occupancy / Use of Space:

Please indicate general use of floor space? Apartment building

Has this general use changed in the past year? ☐ yes ☒ no

If yes, please explain:

Building Renovations:

Have any building renovations taken place in the last month? ☐ yes ☒ no

If yes, please provide more information below, and sketch any basement floor plan modifications on the floor plan sketch below.

System Modifications:

Have any modifications been made to the Sub-Slab Depressurization System? ☐ yes ☒ no

If so, please list with date:

Active Sub-Slab Depressurization System
Annual Operation & Maintenance
Certification Checklist

Floor Plan Sketch:

Draw a plan view sketch of the basement of the building. Indicate Sub-Slab Depressurization system location. Please also note and include, any alterations to the system, locations of visible cracks and/or repairs needed, and changes or alterations to the usage of this space.

APPENDIX D

GROUNDWATER ANALYTICAL DATA & FIELD NOTES

BENCHMARK

WATER LEVEL MONITORING RECORD

Project Name:	275 Franklin GWM	Client:	Buffalo Development Corp.
Project No.:	B0156-021-001	Location:	Buffalo, NY
Field Personnel:	CMC/TJM	Date:	11/2/2021
Weather:	overcast but dry, 40's		

Well No.	Time	Top of Riser Elevation (fmsl)	Static Depth to Water (fbTOR)	Groundwater Elevation (fmsl)	Total Depth (fbTOR)	Last Total Depth Measurement (fbTOR)
PZ-1						
PZ-2	0830		11.78		~~14.90~~ 15.17	
PZ-3	0915		11.31		15.22	
PZ-4R	0855		11.25		14.07	
PZ-5	0912		10.88		15.07	
PZ-6	0909		10.90		15.02	
PZ-7	0840		12.46		15.47	
PZ-8	0845		11.56		13.57	
PZ-9	0850		10.7		14.77	
PZ-10	0840		10.57		12.67	
PZ-11	0910		10.37		14.97	
PZ-12	0911		10.42		15.17	
PZ-13	0900		10.60		13.72	
PZ-14	0905		10.18		15.07	
MW-5R	0830		11.48		18.67	
MW-23S						
MW-24S	0920		10.38		18.55	
MW-24D	0920		11.10		47.02	

Comments/Remarks:

PREAPRED BY: DATE:

BENCHMARK ENVIRONMENTAL ENGINEERING & SCIENCE, PLLC

GROUNDWATER FIELD FORM

Project Name: 275 Franklin/432 Pearl GWM & PRR Date: 11/2/2021

Location: 275 Franklin/432 Pearl Project No.: B0156-021-001 Field Team: CMC and TJM

Well No. PZ-4R	Diameter (inches) 1	Sample Date / Time: 11/2/2021 11:12
Product Depth (fbTOR): —	Water Column (ft): 5.25	DTW when sampled:
DTW (static) (fbTOR): 11.25	One Well Volume (gal): 0.215	Purpose: ☐ Development ☐ Sample ☑ Purge & Sample
Total Depth (fbTOR): 16.5	Total Volume Purged (gal): 0.646	Purge Method:

Time		Water Level (fbTOR)	Acc. Volume (gallons)	pH (units)	Temp. (deg. C)	SC (uS)	Turbidity (NTU)	DO (mg/L)	ORP (mV)	Appearance & Odor
11:00	0	Initial	0	7.58	17.7	4923	17.6	6.32	178	clear, no odor
11:04	1	—	0.25	7.45	19.0	5107	15.2	5.91	154	
11:07	2	—	0.50	7.47	19.0	5256	7.32	5.99	142	
11:09	3	—	0.70	7.46	18.5	5320	6.79	5.65	135	
	4									
	5									
	6									
	7									
	8									
	9									
	10									
Sample Information:										
11:12	S1	—	0.90	7.44	19.2	5352	5.17	5.68	130	
11:15	S2	11.25	1.0	7.45	18.8	5467	5.36	5.49	127	

Well No. MW-5R	Diameter (inches) 2	Sample Date / Time: 11/2/2021 10:10
Product Depth (fbTOR): —	Water Column (ft): 9.62	DTW when sampled:
DTW (static) (fbTOR): 11.48	One Well Volume (gal): 1.57	Purpose: ☐ Development ☐ Sample ☑ Purge & Sample
Total Depth (fbTOR): 21.1	Total Volume Purged (gal): 4.71	Purge Method:

Time		Water Level (fbTOR)	Acc. Volume (gallons)	pH (units)	Temp. (deg. C)	SC (uS)	Turbidity (NTU)	DO (mg/L)	ORP (mV)	Appearance & Odor
0957	0	Initial	0	7.06	16.2	6433	OR	1.33	178	clear, no odor
0959	1	11.70	1.5	7.21	16.7	5771	OR	0.96	137	
1003	2	11.71	3	7.28	17.2	5726	OR	1.25	106	
	3									
	4									
	5									
	6									
	7									
	8									
	9									
	10									
Sample Information:										
1007	S1	11.50	4.5	7.31	17	5722	OR	1.13	87	
1012	S2	11.72	5	7.22	17.2	5750	OR	1.17	83	

REMARKS: Blind Dupe - MW-5R

Note: All water level measurements are in feet, distance from top of riser.

Volume Calculation

Diam.	Vol. (g/ft)
1"	0.041
2"	0.163
4"	0.653
6"	1.469

Stabilization Criteria

Parameter	Criteria
pH	± 0.1 unit
SC	± 3%
Turbidity	± 10%
DO	± 0.3 mg/L
ORP	± 10 mV

PREPARED BY:

BENCHMARK ENVIRONMENTAL ENGINEERING & SCIENCE, PLLC

GROUNDWATER FIELD FORM

Project Name: 275 Franklin/432 Pearl GWM & PRR Date: 11/2/2021

Location: 275 Franklin/432 Pearl Project No.: B0156-021-001 Field Team: CMC and TJM

Well No. PZ-5			Diameter (inches 1			Sample Date / Time: 11/2/2021 10:10			
Product Depth (fbTOR): –			Water Column (ft): 6.62			DTW when sampled:			
DTW (static) (fbTOR): 10.88			One Well Volume (gal): 0.27142			Purpose: ☐ Development ☐ Sample ☑ Purge & Sample			
Total Depth (fbTOR): 17.5			Total Volume Purged (gal): 0.814			Purge Method: Peristaltic, sample w/bailer			
Time	Water Level (fbTOR)	Acc. Volume (gallons)	pH (units)	Temp. (deg. C)	SC (uS)	Turbidity (NTU)	DO (mg/L)	ORP (mV)	Appearance & Odor
10:00	0 Initial	0	6.86	15.3	3875	133	6.12	180	no odor, no color
10:05	1 –	0.5	7.33	15.3	3806	10.7	5.75	153	↓
10:08	2 –	0.75	7.32	16.6	3802	8.24	5.75	152	
10:10	3 –	0.85							
	4								
	5								
	6								
	7								
	8								
	9								
	10								
Sample Information:									
10:10	S1 –	0.85	7.35	16.3	3798	9.86	5.75	147	no odor, clear
10:15	S2 10.88	1.00	7.44	16.1	3804	8.26	5.54	140	no odor, clear

2.7

Well No. PZ-6			Diameter (inches 1			Sample Date / Time: 11/2/2021			
Product Depth (fbTOR): –			Water Column (ft): 6.55			DTW when sampled:			
DTW (static) (fbTOR): 10.90			One Well Volume (gal): 0.26855			Purpose: ☐ Development ☐ Sample ☑ Purge & Sample			
Total Depth (fbTOR): 17.45			Total Volume Purged (gal): 0.81			Purge Method: Peristaltic, sample w/bailer			
Time	Water Level (fbTOR)	Acc. Volume (gallons)	pH (units)	Temp. (deg. C)	SC (uS)	Turbidity (NTU)	DO (mg/L)	ORP (mV)	Appearance & Odor
10:27	0 Initial	0	7.48	14.9	3403	16.2	5.63	140	clear, no odor
10:32	1 –	0.5	7.54	16.1	3716	4.74	5.61	145	
10:35	2	0.75	7.52	16.6	3715	4.11	6.05	141	
	3								
	4								
	5								
	6								
	7								
	8								
	9								
	10								
Sample Information:									
10:38	S1 –	0.85	7.45	16.0	3722	4.17	6.42	136	
10:42	S2 10.89	1.0	7.46	15.8	3698	5.15	5.73	131	

REMARKS:

Note: All water level measurements are in feet, distance from top of riser.

Volume Calculation

Diam.	Vol. (g/ft)
1"	0.041
2"	0.163
4"	0.653
6"	1.469

Stabilization Criteria

Parameter	Criteria
pH	± 0.1 unit
SC	± 3%
Turbidity	± 10%
DO	± 0.3 mg/L
ORP	± 10 mV

PREPARED BY:

BENCHMARK ENVIRONMENTAL ENGINEERING & SCIENCE, PLLC

GROUNDWATER FIELD FORM

Project Name: 275 Franklin/432 Pearl GWM & PRR Date: 11/2/2021

Location: 275 Franklin/432 Pearl Project No.: B0156-021-001 Field Team: CMC and TJM

Well No. PZ-11			Diameter (inches 1			Sample Date / Time: 11/2/2021			
Product Depth (fbTOR): -			Water Column (ft): 7.03			DTW when sampled:			
DTW (static) (fbTOR): 10.37			One Well Volume (gal): 0.288			Purpose: ☐ Development ☐ Sample ☑ Purge & Sample			
Total Depth (fbTOR): 17.4			Total Volume Purged (gal): 0.865			Purge Method:			
Time	Water Level (fbTOR)	Acc. Volume (gallons)	pH (units)	Temp. (deg. C)	SC (uS)	Turbidity (NTU)	DO (mg/L)	ORP (mV)	Appearance & Odor
12:52	0 Initial	0	7.60	15.9	3496	12.3	7.21	77	strong odor
12:56	1 –	0.50	7.47	16.6	3473	6.86	5.77	79	
13:00	2	0.75	7.53	16.4	3455	4.18	4.78	80	
	3								
	4								
	5								
	6								
	7								
	8								
	9								
	10								
Sample Information:									
13:04	S1	1.0	7.47	16.9	3421	3.71	4.57	79	
13:08	S2	1.25	7.38	17.0	3395	3.26	4.36	77	

Well No. PZ-12			Diameter (inches 1			Sample Date / Time: 11/2/2021 12:38			
Product Depth (fbTOR): -			Water Column (ft): 7.18			DTW when sampled:			
DTW (static) (fbTOR): 10.42			One Well Volume (gal): 0.294			Purpose: ☐ Development ☐ Sample ☑ Purge & Sample			
Total Depth (fbTOR): 17.6			Total Volume Purged (gal): 0.882			Purge Method:			
Time	Water Level (fbTOR)	Acc. Volume (gallons)	pH (units)	Temp. (deg. C)	SC (uS)	Turbidity (NTU)	DO (mg/L)	ORP (mV)	Appearance & Odor
12:26	0 Initial	0	7.51	15.3	3870	7.94	4.90	50	clear, no odor
12:30	1 –	0.25	7.38	17.0	3820	6.74	3.88	59	
12:34	2 –	0.50	7.45	16.9	3824	5.87	4.15	62	
	3								
	4								
	5								
	6								
	7								
	8								
	9								
	10								
Sample Information:									
12:38	S1 –	0.75	7.41	16.8	3786	4.80	3.50	62	
	S2	0.90	7.50	16.5	3821	3.68	3.58	67	

REMARKS:

Note: All water level measurements are in feet, distance from top of riser.

Volume Calculation

Diam.	Vol. (g/ft)
1"	0.041
2"	0.163
4"	0.653
6"	1.469

Stabilization Criteria

Parameter	Criteria
pH	± 0.1 unit
SC	± 3%
Turbidity	± 10%
DO	± 0.3 mg/L
ORP	± 10 mV

PREPARED BY:

BENCHMARK ENVIRONMENTAL ENGINEERING & SCIENCE, PLLC

GROUNDWATER FIELD FORM

Project Name: 275 Franklin/432 Pearl GWM & PRR Date: 11/2/2021

Location: 275 Franklin/432 Pearl Project No.: B0156-021-001 Field Team: CMC and TJM

Well No. PZ-13			Diameter (inches 1			Sample Date / Time: 11/2/2021 11:45			
Product Depth (fbTOR): —			Water Column (ft): 5.55			DTW when sampled:			
DTW (static) (fbTOR): 10.60			One Well Volume (gal): 0.228			Purpose: ☐ Development ☐ Sample ☑ Purge & Sample			
Total Depth (fbTOR): 16.15			Total Volume Purged (gal): 0.683			Purge Method:			
Time	Water Level (fbTOR)	Acc. Volume (gallons)	pH (units)	Temp. (deg. C)	SC (uS)	Turbidity (NTU)	DO (mg/L)	ORP (mV)	Appearance & Odor
11:35	0 Initial	0	7.30	15.9	3738	474	3.21	16	clear, no odor
11:38	1 —	0.25	7.32	16.9	4358	68.2	2.86	-9	
11:42	2	0.50	7.30	17.1	4494	30.7	2.68	-16	
11:44	3	0.60	7.32	17.2	4534	31.5	2.77	-26	
	4								
	5								
	6								
	7								
	8								
	9								
	10								
Sample Information:									
11:45	S1 —	0.65	7.30	17.3	4553	39.5	2.68	-26	
11:52	S2 10.72	1.0	7.37	17.2	4640	20.6	2.62	-38	

Well No. PZ-14			Diameter (inches 1			Sample Date / Time: 11/2/2021			
Product Depth (fbTOR): —			Water Column (ft): 7.32			DTW when sampled:			
DTW (static) (fbTOR): 10.18			One Well Volume (gal): 0.3			Purpose: ☐ Development ☐ Sample ☑ Purge & Sample			
Total Depth (fbTOR): 17.5			Total Volume Purged (gal): 0.9			Purge Method:			
Time	Water Level (fbTOR)	Acc. Volume (gallons)	pH (units)	Temp. (deg. C)	SC (uS)	Turbidity (NTU)	DO (mg/L)	ORP (mV)	Appearance & Odor
12:00	0 Initial	0	7.53	15.5	3380	27.8	3.15	-47	clear, no odor
12:05	1 —	0.5	7.45	16.9	3255	20.2		-59	
12:08	2 —	0.75	7.55	15.7	3243	8.99	2.88	-64	
	3								
	4								
	5								
	6								
	7								
	8								
	9								
	10								
Sample Information:									
12:10	S1 —		7.51	16.9	3222	8.26	2.68	-71	
12:15	S2	1.0	7.49	15.6	3240	4.94	2.56	-73	

REMARKS:

Note: All water level measurements are in feet, distance from top of riser.

Volume Calculation

Diam.	Vol. (g/ft)
1"	0.041
2"	0.163
4"	0.653
6"	1.469

Stabilization Criteria

Parameter	Criteria
pH	± 0.1 unit
SC	± 3%
Turbidity	± 10%
DO	± 0.3 mg/L
ORP	± 10 mV

PREPARED BY:

BENCHMARK ENVIRONMENTAL ENGINEERING & SCIENCE, PLLC

GROUNDWATER FIELD FORM

Project Name: 275 Franklin/432 Pearl GWM & PRR — Date: 11/2/2021

Location: 275 Franklin/432 Pearl — Project No.: B0156-021-001 — Field Team: CMC and TJM

Well No.	MW-24S	Diameter (inches)	2	Sample Date / Time:	11/2/21	11:16
Product Depth (fbTOR):	–	Water Column (ft):	10.6	DTW when sampled:		
DTW (static) (fbTOR):	10.38	One Well Volume (gal):	1.73	Purpose: ☐ Development ☐ Sample ☑ Purge & Sample		
Total Depth (fbTOR):	20.98	Total Volume Purged (gal):	5.19	Purge Method:		

Time		Water Level (fbTOR)	Acc. Volume (gallons)	pH (units)	Temp. (deg. C)	SC (uS)	Turbidity (NTU)	DO (mg/L)	ORP (mV)	Appearance & Odor
1100	0	Initial	0	7.27	13.4	2447	error	1.59	130	turbid, no odor
1108	1	10.46	1.75	7.35	14.9	2761	cloudy	1.43	123	less turbid
1100	2	10.48	3	7.44	15.3	2757	turbid	1.41	121	clear
1112	3	10.50	4.5	7.49	14.5	2750	missing	1.33	125	clear
	4									
	5									
	6									
	7									
	8									
	9									
	10									
Sample Information:										
1116	S1	10.50	5	7.83	13.2	2733	↓	1.66	141	clear
1120	S2	10.50	6.5	7.36	15.3	2756			151	clear

Well No.	MW-24D	Diameter (inches)	2	Sample Date / Time:	11/2/21	12:00
Product Depth (fbTOR):	–	Water Column (ft):	38.35	DTW when sampled:		
DTW (static) (fbTOR):	11.10	One Well Volume (gal):	6.25	Purpose: ☐ Development ☐ Sample ☑ Purge & Sample		
Total Depth (fbTOR):	49.45	Total Volume Purged (gal):	18.75	Purge Method:		

Time		Water Level (fbTOR)	Acc. Volume (gallons)	pH (units)	Temp. (deg. C)	SC (uS)	Turbidity (NTU)	DO (mg/L)	ORP (mV)	Appearance & Odor
1143	0	Initial	0	7.26	12.7	24606	error	1.20	-223	black particles, sulfur odor
1146	1	11.45	1.25	7.25	13.4	2597		0.67	-161	clear
1149	2	11.45	2.75	7.22	13.6	2553		0.52	-133	clear, no odor
1151	3	11.52	3.50	7.24	13.7	2532		0.79	-113	
1153	4	11.52	4.5	7.33	13.5	2504		0.64	-103	
1155	5	11.53	5.25	7.21	13.8	2504		0.78	-119	
1157	6	11.51	6.5	7.21	13.8	2487		0.71	-117	
	7									
	8									
	9									
	10									
Sample Information:										
1154	S1	11.51	7.5	7.20	13.8	2489		0.96	-125	
1201	S2	11.52	8.25	7.29	13.3	2506		0.81	-109	

REMARKS:

Note: All water level measurements are in feet, distance from top of riser.

Volume Calculation

Diam.	Vol. (g/ft)
1"	0.041
2"	0.163
4"	0.653
6"	1.469

Stabilization Criteria

Parameter	Criteria
pH	± 0.1 unit
SC	± 3%
Turbidity	± 10%
DO	± 0.3 mg/L
ORP	± 10 mV

PREPARED BY:

BENCHMARK ENVIRONMENTAL ENGINEERING & SCIENCE, PLLC

GROUNDWATER FIELD FORM

Project Name: 275 Franklin/432 Pearl GWM & PRR Date: 11/2/2021

Location: 275 Franklin/432 Pearl Project No.: B0156-021-001 Field Team: CMC and TJM

Well No.	MW-23S	Diameter (inches 2		Sample Date / Time: 1305 11/2/21
Product Depth (fbTOR):	—	Water Column (ft): 7.2		DTW when sampled:
DTW (static) (fbTOR):	11.10	One Well Volume (gal): 1.1736		Purpose: ☐ Development ☐ Sample ☑ Purge & Sample
Total Depth (fbTOR):	18.30	Total Volume Purged (gal): 3.52		Purge Method:

Time		Water Level (fbTOR)	Acc. Volume (gallons)	pH (units)	Temp. (deg. C)	SC (uS)	Turbidity (NTU)	DO (mg/L)	ORP (mV)	Appearance & Odor
1256	0	Initial	0	7.36	16.8	2934	error	2.28	-34	Turbid, no odor
1258	1	11.50	1	7.24	17.9	3147		1.94	-27	↓
1300	2	11.51	2	7.24	17.5	3258		1.57	-25	clear, no odor
1302	3	11.45	3.25	7.32	18.2	3113		1.58	-20	
	4									
	5									
	6									
	7									
	8									
	9									
	10									
Sample Information:										
1304	S1	11.45	4	7.35	18.2	3217		1.69	-12	
1307	S2	11.45	5	7.22	17	3255		1.64	-10	

Well No.		Diameter (inches):		Sample Date / Time:
Product Depth (fbTOR):		Water Column (ft):		DTW when sampled:
DTW (static) (fbTOR):		One Well Volume (gal):		Purpose: ☐ Development ☐ Sample ☐ Purge & Sample
Total Depth (fbTOR):		Total Volume Purged (gal):		Purge Method:

Time		Water Level (fbTOR)	Acc. Volume (gallons)	pH (units)	Temp. (deg. C)	SC (uS)	Turbidity (NTU)	DO (mg/L)	ORP (mV)	Appearance & Odor
	0	Initial								
	1									
	2									
	3									
	4									
	5									
	6									
	7									
	8									
	9									
	10									
Sample Information:										
	S1									
	S2									

REMARKS:

Note: All water level measurements are in feet, distance from top of riser.

Volume Calculation

Diam.	Vol. (g/ft)
1"	0.041
2"	0.163
4"	0.653
6"	1.469

Stabilization Criteria

Parameter	Criteria
pH	± 0.1 unit
SC	± 3%
Turbidity	± 10%
DO	± 0.3 mg/L
ORP	± 10 mV

PREPARED BY:

BENCHMARK

EQUIPMENT CALIBRATION LOG

PROJECT INFORMATION:

Project Name: **275 Franklin/432 Pearl GWM & PRR**

Date: 11/2/2021

Project No.: B0156-021-001

Client: Buffalo Development Corporation

Instrument Source: [X] BM [ ] Rental

METER TYPE	UNITS	TIME	MAKE/MODEL	SERIAL NUMBER	CAL. BY	STANDARD	POST CAL. READING	SETTINGS
[x] pH meter	units	7:30	Myron L Company Ultra Meter 6P	6213516 [ ] 6243084 [ ] 6212375 [ ] 6243003 [ ] 6223973 [ ]	TJM	4.00 7.00 10.01	3.99 7.01 10.02	
[x] Turbidity meter	NTU	7:36	Hach 2100P or 2100Q Turbidimeter	06120C020523 (P) [ ] 13120C030432 (Q) [X] 17110C062619 (Q) [ ]	TJM	10 NTU verification < 0.4 20 100 800	10.3 20.1 98.3 787	
[ ] Sp. Cond. meter	uS mS		Myron L Company Ultra Meter 6P	6213516 [ ] 6243084 [ ] 6212375 [ ] 6243003 [ ] 6223973 [ ]		_____ mS @ 25 °C		
[ ] PID	ppm		MinRAE 2000			open air zero _____ ppm Iso. Gas		MIBK response factor = 1.0
[x] Dissolved Oxygen	ppm	7:30	HACH Model HQ30d	080700023281 [ ] 100500041867 [ ] 140200100319 [X]	TJM	100% Satuartion	100%	9.34 mg/L slope 90.4%
[ ] Particulate meter	mg/m^3					zero air		
[ ] Radiation Meter	uR/H					background area		

ADDITIONAL REMARKS:

PREPARED BY: TJM **DATE:** 11/2/2021

BENCHMARK

EQUIPMENT CALIBRATION LOG

PROJECT INFORMATION:

Project Name: **275 Franklin/432 Pearl GWM & PRR**

Date: 11/2/2021

Project No.: B0156-021-001

Client: Buffalo Development Corporation

Instrument Source: [X] BM [ ] Rental

METER TYPE	UNITS	TIME	MAKE/MODEL	SERIAL NUMBER	CAL. BY	STANDARD	POST CAL. READING	SETTINGS
[x] pH meter	units	7:30	Myron L Company Ultra Meter 6P	[x] 6213516 [ ] 6243084 [ ] 6212375 [ ] 6243003 [ ] 6223973	TJM	4.00 7.00 10.01	4.00 7.03 9.99	
[x] Turbidity meter	NTU	7:30	Hach 2100P or 2100Q Turbidimeter	[ ] 06120C020523 (P) [ ] 13120C030432 (Q) [ ] 17110C062619 (Q)	TJM	10 NTU verification < 0.4 20 100 800	10.2 19.5 93.8 739	
[ ] Sp. Cond. meter	uS mS		Myron L Company Ultra Meter 6P	[ ] 6213516 [ ] 6243084 [ ] 6212375 [ ] 6243003 [ ] 6223973		_____ mS @ 25 °C		
[ ] PID	ppm		MinRAE 2000			open air zero _____ ppm Iso. Gas		MIBK response factor = 1.0
[x] Dissolved Oxygen	ppm	7:30	HACH Model HQ30d	[ ] 080700023281 [x] 100500041867 [ ] 140200100319	TJM	100% Satuartion	100%	9.32 mg/L 92.5%
[ ] Particulate meter	mg/m^3					zero air		
[ ] Radiation Meter	uR/H					background area		

ADDITIONAL REMARKS:

PREPARED BY: TJM **DATE:** 11/2/2021

ANALYTICAL REPORT

Lab Number:	L2160162
Client:	Benchmark & Turnkey Companies 2558 Hamburg Turnpike Suite 300 Buffalo, NY 14218
ATTN:	Lori Riker
Phone:	(716) 856-0599
Project Name:	275 FRANKLIN ST. SITE
Project Number:	B0156-021-001-001-00
Report Date:	11/11/21

The original project report/data package is held by Alpha Analytical. This report/data package is paginated and should be reproduced only in its entirety. Alpha Analytical holds no responsibility for results and/or data that are not consistent with the original.

Certifications & Approvals: MA (M-MA086), NH NELAP (2064), CT (PH-0574), IL (200077), ME (MA00086), MD (348), NJ (MA935), NY (11148), NC (25700/666), PA (68-03671), RI (LAO00065), TX (T104704476), VT (VT-0935), VA (460195), USDA (Permit #P330-17-00196).

Eight Walkup Drive, Westborough, MA 01581-1019
508-898-9220 (Fax) 508-898-9193 800-624-9220 - www.alphalab.com

Project Name: 275 FRANKLIN ST. SITE
Project Number: B0156-021-001-001-00

Lab Number: L2160162
Report Date: 11/11/21

Alpha Sample ID	Client ID	Matrix	Sample Location	Collection Date/Time	Receive Date
L2160162-01	PZ-4R	WATER	BUFFALO NY	11/02/21 11:12	11/02/21
L2160162-02	MW-5R	WATER	BUFFALO NY	11/02/21 10:10	11/02/21
L2160162-03	PZ-5	WATER	BUFFALO NY	11/02/21 10:10	11/02/21
L2160162-04	PZ-6	WATER	BUFFALO NY	11/02/21 10:38	11/02/21
L2160162-05	PZ-11	WATER	BUFFALO NY	11/02/21 13:04	11/02/21
L2160162-06	PZ-12	WATER	BUFFALO NY	11/02/21 12:38	11/02/21
L2160162-07	PZ-13	WATER	BUFFALO NY	11/02/21 11:45	11/02/21
L2160162-08	PZ-14	WATER	BUFFALO NY	11/02/21 12:10	11/02/21
L2160162-09	MW-24D	WATER	BUFFALO NY	11/02/21 12:00	11/02/21
L2160162-10	MW-24S	WATER	BUFFALO NY	11/02/21 11:16	11/02/21
L2160162-11	BLIND DUP	WATER	BUFFALO NY	11/02/21 08:00	11/02/21
L2160162-12	MW-23S	WATER	BUFFALO NY	11/02/21 13:05	11/02/21
L2160162-13	TRIP BLANK	WATER	BUFFALO NY	11/02/21 00:00	11/02/21

Project Name:	275 FRANKLIN ST. SITE	**Lab Number:**	L2160162
Project Number:	B0156-021-001-001-00	**Report Date:**	11/11/21

Case Narrative

The samples were received in accordance with the Chain of Custody and no significant deviations were encountered during the preparation or analysis unless otherwise noted. Sample Receipt, Container Information, and the Chain of Custody are located at the back of the report.

Results contained within this report relate only to the samples submitted under this Alpha Lab Number and meet NELAP requirements for all NELAP accredited parameters unless otherwise noted in the following narrative. The data presented in this report is organized by parameter (i.e. VOC, SVOC, etc.). Sample specific Quality Control data (i.e. Surrogate Spike Recovery) is reported at the end of the target analyte list for each individual sample, followed by the Laboratory Batch Quality Control at the end of each parameter. Tentatively Identified Compounds (TICs), if requested, are reported for compounds identified to be present and are not part of the method/program Target Compound List, even if only a subset of the TCL are being reported. If a sample was re-analyzed or re-extracted due to a required quality control corrective action and if both sets of data are reported, the Laboratory ID of the re-analysis or re-extraction is designated with an "R" or "RE", respectively.

When multiple Batch Quality Control elements are reported (e.g. more than one LCS), the associated samples for each element are noted in the grey shaded header line of each data table. Any Laboratory Batch, Sample Specific % recovery or RPD value that is outside the listed Acceptance Criteria is bolded in the report. In reference to questions H (CAM) or 4 (RCP) when "NO" is checked, the performance criteria for CAM and RCP methods allow for some quality control failures to occur and still be within method compliance. In these instances, the specific failure is not narrated but noted in the associated QC Outlier Summary Report, located directly after the Case Narrative. QC information is also incorporated in the Data Usability Assessment table (Format 11) of our Data Merger tool, where it can be reviewed in conjunction with the sample result, associated regulatory criteria and any associated data usability implications.

Soil/sediments, solids and tissues are reported on a dry weight basis unless otherwise noted. Definitions of all data qualifiers and acronyms used in this report are provided in the Glossary located at the back of the report.

HOLD POLICY - For samples submitted on hold, Alpha's policy is to hold samples (with the exception of Air canisters) free of charge for 21 calendar days from the date the project is completed. After 21 calendar days, we will dispose of all samples submitted including those put on hold unless you have contacted your Alpha Project Manager and made arrangements for Alpha to continue to hold the samples. Air canisters will be disposed after 3 business days from the date the project is completed.

Please contact Project Management at 800-624-9220 with any questions.

Project Name:	275 FRANKLIN ST. SITE	**Lab Number:**	L2160162
Project Number:	B0156-021-001-001-00	**Report Date:**	11/11/21

Case Narrative (continued)

Report Revision

November 11, 2021: The Volatile Organics Dilution Factor's have been lowered on L2160162-01 and -10 at the client's request. The results are now reported as L2160162-01D2 and -10D2.

Report Submission

All non-detect (ND) or estimated concentrations (J-qualified) have been quantitated to the limit noted in the MDL column.

Volatile Organics

The WG1568331-6/-7 MS/MSD recoveries, performed on L2160162-10, are outside the acceptance criteria for tetrachloroethene (0%/0%). The unacceptable percent recoveries are attributed to the elevated concentrations of target compounds present in the native sample.

I, the undersigned, attest under the pains and penalties of perjury that, to the best of my knowledge and belief and based upon my personal inquiry of those responsible for providing the information contained in this analytical report, such information is accurate and complete. This certificate of analysis is not complete unless this page accompanies any and all pages of this report.

Authorized Signature: Caitlin Walukevich

Caitlin Walukevich

Title: Technical Director/Representative

Date: 11/11/21

ORGANICS

VOLATILES

Project Name: 275 FRANKLIN ST. SITE
Project Number: B0156-021-001-001-00
Lab Number: L2160162
Report Date: 11/11/21

SAMPLE RESULTS

Lab ID: L2160162-01 D2
Client ID: PZ-4R
Sample Location: BUFFALO NY

Date Collected: 11/02/21 11:12
Date Received: 11/02/21
Field Prep: Not Specified

Sample Depth:
Matrix: Water
Analytical Method: 1,8260C
Analytical Date: 11/10/21 04:38
Analyst: NLK

Parameter	Result	Qualifier	Units	RL	MDL	Dilution Factor
Volatile Organics by GC/MS - Westborough Lab						
Methylene chloride	ND		ug/l	25	7.0	10
1,1-Dichloroethane	ND		ug/l	25	7.0	10
Chloroform	ND		ug/l	25	7.0	10
Carbon tetrachloride	ND		ug/l	5.0	1.3	10
1,2-Dichloropropane	ND		ug/l	10	1.4	10
Dibromochloromethane	ND		ug/l	5.0	1.5	10
1,1,2-Trichloroethane	ND		ug/l	15	5.0	10
Tetrachloroethene	2200	E	ug/l	5.0	1.8	10
Chlorobenzene	ND		ug/l	25	7.0	10
Trichlorofluoromethane	ND		ug/l	25	7.0	10
1,2-Dichloroethane	ND		ug/l	5.0	1.3	10
1,1,1-Trichloroethane	ND		ug/l	25	7.0	10
Bromodichloromethane	ND		ug/l	5.0	1.9	10
trans-1,3-Dichloropropene	ND		ug/l	5.0	1.6	10
cis-1,3-Dichloropropene	ND		ug/l	5.0	1.4	10
Bromoform	ND		ug/l	20	6.5	10
1,1,2,2-Tetrachloroethane	ND		ug/l	5.0	1.7	10
Benzene	ND		ug/l	5.0	1.6	10
Toluene	ND		ug/l	25	7.0	10
Ethylbenzene	ND		ug/l	25	7.0	10
Chloromethane	ND		ug/l	25	7.0	10
Bromomethane	ND		ug/l	25	7.0	10
Vinyl chloride	ND		ug/l	10	0.71	10
Chloroethane	ND		ug/l	25	7.0	10
1,1-Dichloroethene	ND		ug/l	5.0	1.7	10
trans-1,2-Dichloroethene	ND		ug/l	25	7.0	10
Trichloroethene	36		ug/l	5.0	1.8	10
1,2-Dichlorobenzene	ND		ug/l	25	7.0	10

Project Name: 275 FRANKLIN ST. SITE
Project Number: B0156-021-001-001-00
Lab Number: L2160162
Report Date: 11/11/21

SAMPLE RESULTS

Lab ID: L2160162-01 D2
Client ID: PZ-4R
Sample Location: BUFFALO NY
Date Collected: 11/02/21 11:12
Date Received: 11/02/21
Field Prep: Not Specified

Sample Depth:

Parameter	Result	Qualifier	Units	RL	MDL	Dilution Factor
Volatile Organics by GC/MS - Westborough Lab						
1,3-Dichlorobenzene	ND		ug/l	25	7.0	10
1,4-Dichlorobenzene	ND		ug/l	25	7.0	10
Methyl tert butyl ether	ND		ug/l	25	7.0	10
p/m-Xylene	ND		ug/l	25	7.0	10
o-Xylene	ND		ug/l	25	7.0	10
cis-1,2-Dichloroethene	35		ug/l	25	7.0	10
Styrene	ND		ug/l	25	7.0	10
Dichlorodifluoromethane	ND		ug/l	50	10.	10
Acetone	ND		ug/l	50	15.	10
Carbon disulfide	ND		ug/l	50	10.	10
2-Butanone	ND		ug/l	50	19.	10
4-Methyl-2-pentanone	ND		ug/l	50	10.	10
2-Hexanone	ND		ug/l	50	10.	10
Bromochloromethane	ND		ug/l	25	7.0	10
1,2-Dibromoethane	ND		ug/l	20	6.5	10
1,2-Dibromo-3-chloropropane	ND		ug/l	25	7.0	10
Isopropylbenzene	ND		ug/l	25	7.0	10
1,2,3-Trichlorobenzene	ND		ug/l	25	7.0	10
1,2,4-Trichlorobenzene	ND		ug/l	25	7.0	10
Methyl Acetate	ND		ug/l	20	2.3	10
Cyclohexane	ND		ug/l	100	2.7	10
1,4-Dioxane	ND		ug/l	2500	610	10
Freon-113	ND		ug/l	25	7.0	10
Methyl cyclohexane	ND		ug/l	100	4.0	10

Surrogate	% Recovery	Qualifier	Acceptance Criteria
1,2-Dichloroethane-d4	106		70-130
Toluene-d8	97		70-130
4-Bromofluorobenzene	99		70-130
Dibromofluoromethane	103		70-130

Project Name: 275 FRANKLIN ST. SITE
Lab Number: L2160162
Project Number: B0156-021-001-001-00
Report Date: 11/11/21

SAMPLE RESULTS

Lab ID: L2160162-01 D
Client ID: PZ-4R
Sample Location: BUFFALO NY

Date Collected: 11/02/21 11:12
Date Received: 11/02/21
Field Prep: Not Specified

Sample Depth:
Matrix: Water
Analytical Method: 1,8260C
Analytical Date: 11/06/21 18:13
Analyst: NLK

Parameter	Result	Qualifier	Units	RL	MDL	Dilution Factor
Volatile Organics by GC/MS - Westborough Lab						
Tetrachloroethene	2100		ug/l	10	3.6	20

Surrogate	% Recovery	Qualifier	Acceptance Criteria
1,2-Dichloroethane-d4	109		70-130
Toluene-d8	94		70-130
4-Bromofluorobenzene	97		70-130
Dibromofluoromethane	104		70-130

Project Name: 275 FRANKLIN ST. SITE
Project Number: B0156-021-001-001-00
Lab Number: L2160162
Report Date: 11/11/21

SAMPLE RESULTS

Lab ID: L2160162-02 D
Client ID: MW-5R
Sample Location: BUFFALO NY

Date Collected: 11/02/21 10:10
Date Received: 11/02/21
Field Prep: Not Specified

Sample Depth:
Matrix: Water
Analytical Method: 1,8260C
Analytical Date: 11/06/21 21:57
Analyst: PD

Parameter	Result	Qualifier	Units	RL	MDL	Dilution Factor
Volatile Organics by GC/MS - Westborough Lab						
Methylene chloride	ND		ug/l	12	3.5	5
1,1-Dichloroethane	ND		ug/l	12	3.5	5
Chloroform	ND		ug/l	12	3.5	5
Carbon tetrachloride	ND		ug/l	2.5	0.67	5
1,2-Dichloropropane	ND		ug/l	5.0	0.68	5
Dibromochloromethane	ND		ug/l	2.5	0.74	5
1,1,2-Trichloroethane	ND		ug/l	7.5	2.5	5
Tetrachloroethene	750		ug/l	2.5	0.90	5
Chlorobenzene	ND		ug/l	12	3.5	5
Trichlorofluoromethane	ND		ug/l	12	3.5	5
1,2-Dichloroethane	ND		ug/l	2.5	0.66	5
1,1,1-Trichloroethane	ND		ug/l	12	3.5	5
Bromodichloromethane	ND		ug/l	2.5	0.96	5
trans-1,3-Dichloropropene	ND		ug/l	2.5	0.82	5
cis-1,3-Dichloropropene	ND		ug/l	2.5	0.72	5
Bromoform	ND		ug/l	10	3.2	5
1,1,2,2-Tetrachloroethane	ND		ug/l	2.5	0.84	5
Benzene	ND		ug/l	2.5	0.80	5
Toluene	ND		ug/l	12	3.5	5
Ethylbenzene	ND		ug/l	12	3.5	5
Chloromethane	ND		ug/l	12	3.5	5
Bromomethane	ND		ug/l	12	3.5	5
Vinyl chloride	ND		ug/l	5.0	0.36	5
Chloroethane	ND		ug/l	12	3.5	5
1,1-Dichloroethene	ND		ug/l	2.5	0.84	5
trans-1,2-Dichloroethene	4.9	J	ug/l	12	3.5	5
Trichloroethene	150		ug/l	2.5	0.88	5
1,2-Dichlorobenzene	ND		ug/l	12	3.5	5

Project Name: 275 FRANKLIN ST. SITE
Project Number: B0156-021-001-001-00
Lab Number: L2160162
Report Date: 11/11/21

SAMPLE RESULTS

Lab ID: L2160162-02 D
Client ID: MW-5R
Sample Location: BUFFALO NY
Date Collected: 11/02/21 10:10
Date Received: 11/02/21
Field Prep: Not Specified

Sample Depth:

Parameter	Result	Qualifier	Units	RL	MDL	Dilution Factor
Volatile Organics by GC/MS - Westborough Lab						
1,3-Dichlorobenzene	ND		ug/l	12	3.5	5
1,4-Dichlorobenzene	ND		ug/l	12	3.5	5
Methyl tert butyl ether	ND		ug/l	12	3.5	5
p/m-Xylene	ND		ug/l	12	3.5	5
o-Xylene	ND		ug/l	12	3.5	5
cis-1,2-Dichloroethene	360		ug/l	12	3.5	5
Styrene	ND		ug/l	12	3.5	5
Dichlorodifluoromethane	ND		ug/l	25	5.0	5
Acetone	ND		ug/l	25	7.3	5
Carbon disulfide	ND		ug/l	25	5.0	5
2-Butanone	ND		ug/l	25	9.7	5
4-Methyl-2-pentanone	ND		ug/l	25	5.0	5
2-Hexanone	ND		ug/l	25	5.0	5
Bromochloromethane	ND		ug/l	12	3.5	5
1,2-Dibromoethane	ND		ug/l	10	3.2	5
1,2-Dibromo-3-chloropropane	ND		ug/l	12	3.5	5
Isopropylbenzene	ND		ug/l	12	3.5	5
1,2,3-Trichlorobenzene	ND		ug/l	12	3.5	5
1,2,4-Trichlorobenzene	ND		ug/l	12	3.5	5
Methyl Acetate	ND		ug/l	10	1.2	5
Cyclohexane	ND		ug/l	50	1.4	5
1,4-Dioxane	ND		ug/l	1200	300	5
Freon-113	ND		ug/l	12	3.5	5
Methyl cyclohexane	ND		ug/l	50	2.0	5

Surrogate	% Recovery	Qualifier	Acceptance Criteria
1,2-Dichloroethane-d4	110		70-130
Toluene-d8	96		70-130
4-Bromofluorobenzene	103		70-130
Dibromofluoromethane	101		70-130

Project Name: 275 FRANKLIN ST. SITE
Project Number: B0156-021-001-001-00
Lab Number: L2160162
Report Date: 11/11/21

SAMPLE RESULTS

Lab ID: L2160162-03 D
Client ID: PZ-5
Sample Location: BUFFALO NY

Date Collected: 11/02/21 10:10
Date Received: 11/02/21
Field Prep: Not Specified

Sample Depth:
Matrix: Water
Analytical Method: 1,8260C
Analytical Date: 11/06/21 22:17
Analyst: PD

Parameter	Result	Qualifier	Units	RL	MDL	Dilution Factor
Volatile Organics by GC/MS - Westborough Lab						
Methylene chloride	ND		ug/l	5.0	1.4	2
1,1-Dichloroethane	ND		ug/l	5.0	1.4	2
Chloroform	2.6	J	ug/l	5.0	1.4	2
Carbon tetrachloride	ND		ug/l	1.0	0.27	2
1,2-Dichloropropane	ND		ug/l	2.0	0.27	2
Dibromochloromethane	ND		ug/l	1.0	0.30	2
1,1,2-Trichloroethane	ND		ug/l	3.0	1.0	2
Tetrachloroethene	400		ug/l	1.0	0.36	2
Chlorobenzene	ND		ug/l	5.0	1.4	2
Trichlorofluoromethane	ND		ug/l	5.0	1.4	2
1,2-Dichloroethane	ND		ug/l	1.0	0.26	2
1,1,1-Trichloroethane	ND		ug/l	5.0	1.4	2
Bromodichloromethane	ND		ug/l	1.0	0.38	2
trans-1,3-Dichloropropene	ND		ug/l	1.0	0.33	2
cis-1,3-Dichloropropene	ND		ug/l	1.0	0.29	2
Bromoform	ND		ug/l	4.0	1.3	2
1,1,2,2-Tetrachloroethane	ND		ug/l	1.0	0.33	2
Benzene	ND		ug/l	1.0	0.32	2
Toluene	ND		ug/l	5.0	1.4	2
Ethylbenzene	ND		ug/l	5.0	1.4	2
Chloromethane	ND		ug/l	5.0	1.4	2
Bromomethane	ND		ug/l	5.0	1.4	2
Vinyl chloride	ND		ug/l	2.0	0.14	2
Chloroethane	ND		ug/l	5.0	1.4	2
1,1-Dichloroethene	ND		ug/l	1.0	0.34	2
trans-1,2-Dichloroethene	ND		ug/l	5.0	1.4	2
Trichloroethene	2.2		ug/l	1.0	0.35	2
1,2-Dichlorobenzene	ND		ug/l	5.0	1.4	2

Project Name: 275 FRANKLIN ST. SITE **Lab Number:** L2160162

Project Number: B0156-021-001-001-00 **Report Date:** 11/11/21

SAMPLE RESULTS

Lab ID: L2160162-03 D Date Collected: 11/02/21 10:10
Client ID: PZ-5 Date Received: 11/02/21
Sample Location: BUFFALO NY Field Prep: Not Specified

Sample Depth:

Parameter	Result	Qualifier	Units	RL	MDL	Dilution Factor
Volatile Organics by GC/MS - Westborough Lab						
1,3-Dichlorobenzene	ND		ug/l	5.0	1.4	2
1,4-Dichlorobenzene	ND		ug/l	5.0	1.4	2
Methyl tert butyl ether	ND		ug/l	5.0	1.4	2
p/m-Xylene	ND		ug/l	5.0	1.4	2
o-Xylene	ND		ug/l	5.0	1.4	2
cis-1,2-Dichloroethene	3.2	J	ug/l	5.0	1.4	2
Styrene	ND		ug/l	5.0	1.4	2
Dichlorodifluoromethane	ND		ug/l	10	2.0	2
Acetone	ND		ug/l	10	2.9	2
Carbon disulfide	ND		ug/l	10	2.0	2
2-Butanone	ND		ug/l	10	3.9	2
4-Methyl-2-pentanone	ND		ug/l	10	2.0	2
2-Hexanone	ND		ug/l	10	2.0	2
Bromochloromethane	ND		ug/l	5.0	1.4	2
1,2-Dibromoethane	ND		ug/l	4.0	1.3	2
1,2-Dibromo-3-chloropropane	ND		ug/l	5.0	1.4	2
Isopropylbenzene	ND		ug/l	5.0	1.4	2
1,2,3-Trichlorobenzene	ND		ug/l	5.0	1.4	2
1,2,4-Trichlorobenzene	ND		ug/l	5.0	1.4	2
Methyl Acetate	ND		ug/l	4.0	0.47	2
Cyclohexane	ND		ug/l	20	0.54	2
1,4-Dioxane	ND		ug/l	500	120	2
Freon-113	ND		ug/l	5.0	1.4	2
Methyl cyclohexane	ND		ug/l	20	0.79	2

Surrogate	% Recovery	Qualifier	Acceptance Criteria
1,2-Dichloroethane-d4	109		70-130
Toluene-d8	98		70-130
4-Bromofluorobenzene	100		70-130
Dibromofluoromethane	104		70-130

Project Name: 275 FRANKLIN ST. SITE
Project Number: B0156-021-001-001-00
Lab Number: L2160162
Report Date: 11/11/21

SAMPLE RESULTS

Lab ID: L2160162-04 D
Client ID: PZ-6
Sample Location: BUFFALO NY

Date Collected: 11/02/21 10:38
Date Received: 11/02/21
Field Prep: Not Specified

Sample Depth:
Matrix: Water
Analytical Method: 1,8260C
Analytical Date: 11/06/21 22:38
Analyst: PD

Parameter	Result	Qualifier	Units	RL	MDL	Dilution Factor
Volatile Organics by GC/MS - Westborough Lab						
Methylene chloride	ND		ug/l	5.0	1.4	2
1,1-Dichloroethane	ND		ug/l	5.0	1.4	2
Chloroform	2.8	J	ug/l	5.0	1.4	2
Carbon tetrachloride	ND		ug/l	1.0	0.27	2
1,2-Dichloropropane	ND		ug/l	2.0	0.27	2
Dibromochloromethane	ND		ug/l	1.0	0.30	2
1,1,2-Trichloroethane	ND		ug/l	3.0	1.0	2
Tetrachloroethene	280		ug/l	1.0	0.36	2
Chlorobenzene	ND		ug/l	5.0	1.4	2
Trichlorofluoromethane	ND		ug/l	5.0	1.4	2
1,2-Dichloroethane	ND		ug/l	1.0	0.26	2
1,1,1-Trichloroethane	ND		ug/l	5.0	1.4	2
Bromodichloromethane	ND		ug/l	1.0	0.38	2
trans-1,3-Dichloropropene	ND		ug/l	1.0	0.33	2
cis-1,3-Dichloropropene	ND		ug/l	1.0	0.29	2
Bromoform	ND		ug/l	4.0	1.3	2
1,1,2,2-Tetrachloroethane	ND		ug/l	1.0	0.33	2
Benzene	ND		ug/l	1.0	0.32	2
Toluene	ND		ug/l	5.0	1.4	2
Ethylbenzene	ND		ug/l	5.0	1.4	2
Chloromethane	ND		ug/l	5.0	1.4	2
Bromomethane	ND		ug/l	5.0	1.4	2
Vinyl chloride	ND		ug/l	2.0	0.14	2
Chloroethane	ND		ug/l	5.0	1.4	2
1,1-Dichloroethene	ND		ug/l	1.0	0.34	2
trans-1,2-Dichloroethene	ND		ug/l	5.0	1.4	2
Trichloroethene	2.2		ug/l	1.0	0.35	2
1,2-Dichlorobenzene	ND		ug/l	5.0	1.4	2

Project Name: 275 FRANKLIN ST. SITE
Project Number: B0156-021-001-001-00
Lab Number: L2160162
Report Date: 11/11/21

SAMPLE RESULTS

Lab ID: L2160162-04 D
Client ID: PZ-6
Sample Location: BUFFALO NY
Date Collected: 11/02/21 10:38
Date Received: 11/02/21
Field Prep: Not Specified

Sample Depth:

Parameter	Result	Qualifier	Units	RL	MDL	Dilution Factor
Volatile Organics by GC/MS - Westborough Lab						
1,3-Dichlorobenzene	ND		ug/l	5.0	1.4	2
1,4-Dichlorobenzene	ND		ug/l	5.0	1.4	2
Methyl tert butyl ether	ND		ug/l	5.0	1.4	2
p/m-Xylene	ND		ug/l	5.0	1.4	2
o-Xylene	ND		ug/l	5.0	1.4	2
cis-1,2-Dichloroethene	1.4	J	ug/l	5.0	1.4	2
Styrene	ND		ug/l	5.0	1.4	2
Dichlorodifluoromethane	ND		ug/l	10	2.0	2
Acetone	ND		ug/l	10	2.9	2
Carbon disulfide	ND		ug/l	10	2.0	2
2-Butanone	ND		ug/l	10	3.9	2
4-Methyl-2-pentanone	ND		ug/l	10	2.0	2
2-Hexanone	ND		ug/l	10	2.0	2
Bromochloromethane	ND		ug/l	5.0	1.4	2
1,2-Dibromoethane	ND		ug/l	4.0	1.3	2
1,2-Dibromo-3-chloropropane	ND		ug/l	5.0	1.4	2
Isopropylbenzene	ND		ug/l	5.0	1.4	2
1,2,3-Trichlorobenzene	ND		ug/l	5.0	1.4	2
1,2,4-Trichlorobenzene	ND		ug/l	5.0	1.4	2
Methyl Acetate	ND		ug/l	4.0	0.47	2
Cyclohexane	ND		ug/l	20	0.54	2
1,4-Dioxane	ND		ug/l	500	120	2
Freon-113	ND		ug/l	5.0	1.4	2
Methyl cyclohexane	ND		ug/l	20	0.79	2

Surrogate	% Recovery	Qualifier	Acceptance Criteria
1,2-Dichloroethane-d4	110		70-130
Toluene-d8	99		70-130
4-Bromofluorobenzene	97		70-130
Dibromofluoromethane	107		70-130

Project Name: 275 FRANKLIN ST. SITE
Project Number: B0156-021-001-001-00
Lab Number: L2160162
Report Date: 11/11/21

SAMPLE RESULTS

Lab ID: L2160162-05 D
Client ID: PZ-11
Sample Location: BUFFALO NY

Date Collected: 11/02/21 13:04
Date Received: 11/02/21
Field Prep: Not Specified

Sample Depth:
Matrix: Water
Analytical Method: 1,8260C
Analytical Date: 11/06/21 22:58
Analyst: PD

Parameter	Result	Qualifier	Units	RL	MDL	Dilution Factor
Volatile Organics by GC/MS - Westborough Lab						
Methylene chloride	ND		ug/l	5.0	1.4	2
1,1-Dichloroethane	ND		ug/l	5.0	1.4	2
Chloroform	2.6	J	ug/l	5.0	1.4	2
Carbon tetrachloride	ND		ug/l	1.0	0.27	2
1,2-Dichloropropane	ND		ug/l	2.0	0.27	2
Dibromochloromethane	ND		ug/l	1.0	0.30	2
1,1,2-Trichloroethane	ND		ug/l	3.0	1.0	2
Tetrachloroethene	350		ug/l	1.0	0.36	2
Chlorobenzene	ND		ug/l	5.0	1.4	2
Trichlorofluoromethane	ND		ug/l	5.0	1.4	2
1,2-Dichloroethane	ND		ug/l	1.0	0.26	2
1,1,1-Trichloroethane	ND		ug/l	5.0	1.4	2
Bromodichloromethane	ND		ug/l	1.0	0.38	2
trans-1,3-Dichloropropene	ND		ug/l	1.0	0.33	2
cis-1,3-Dichloropropene	ND		ug/l	1.0	0.29	2
Bromoform	ND		ug/l	4.0	1.3	2
1,1,2,2-Tetrachloroethane	ND		ug/l	1.0	0.33	2
Benzene	ND		ug/l	1.0	0.32	2
Toluene	ND		ug/l	5.0	1.4	2
Ethylbenzene	ND		ug/l	5.0	1.4	2
Chloromethane	ND		ug/l	5.0	1.4	2
Bromomethane	ND		ug/l	5.0	1.4	2
Vinyl chloride	ND		ug/l	2.0	0.14	2
Chloroethane	ND		ug/l	5.0	1.4	2
1,1-Dichloroethene	ND		ug/l	1.0	0.34	2
trans-1,2-Dichloroethene	ND		ug/l	5.0	1.4	2
Trichloroethene	0.96	J	ug/l	1.0	0.35	2
1,2-Dichlorobenzene	ND		ug/l	5.0	1.4	2

Project Name: 275 FRANKLIN ST. SITE **Lab Number:** L2160162

Project Number: B0156-021-001-001-00 **Report Date:** 11/11/21

SAMPLE RESULTS

Lab ID: L2160162-05 D Date Collected: 11/02/21 13:04
Client ID: PZ-11 Date Received: 11/02/21
Sample Location: BUFFALO NY Field Prep: Not Specified

Sample Depth:

Parameter	Result	Qualifier	Units	RL	MDL	Dilution Factor
Volatile Organics by GC/MS - Westborough Lab						
1,3-Dichlorobenzene	ND		ug/l	5.0	1.4	2
1,4-Dichlorobenzene	ND		ug/l	5.0	1.4	2
Methyl tert butyl ether	ND		ug/l	5.0	1.4	2
p/m-Xylene	ND		ug/l	5.0	1.4	2
o-Xylene	ND		ug/l	5.0	1.4	2
cis-1,2-Dichloroethene	ND		ug/l	5.0	1.4	2
Styrene	ND		ug/l	5.0	1.4	2
Dichlorodifluoromethane	ND		ug/l	10	2.0	2
Acetone	ND		ug/l	10	2.9	2
Carbon disulfide	ND		ug/l	10	2.0	2
2-Butanone	ND		ug/l	10	3.9	2
4-Methyl-2-pentanone	ND		ug/l	10	2.0	2
2-Hexanone	ND		ug/l	10	2.0	2
Bromochloromethane	ND		ug/l	5.0	1.4	2
1,2-Dibromoethane	ND		ug/l	4.0	1.3	2
1,2-Dibromo-3-chloropropane	ND		ug/l	5.0	1.4	2
Isopropylbenzene	ND		ug/l	5.0	1.4	2
1,2,3-Trichlorobenzene	ND		ug/l	5.0	1.4	2
1,2,4-Trichlorobenzene	ND		ug/l	5.0	1.4	2
Methyl Acetate	ND		ug/l	4.0	0.47	2
Cyclohexane	ND		ug/l	20	0.54	2
1,4-Dioxane	ND		ug/l	500	120	2
Freon-113	ND		ug/l	5.0	1.4	2
Methyl cyclohexane	ND		ug/l	20	0.79	2

Surrogate	% Recovery	Qualifier	Acceptance Criteria
1,2-Dichloroethane-d4	113		70-130
Toluene-d8	94		70-130
4-Bromofluorobenzene	100		70-130
Dibromofluoromethane	108		70-130

Project Name: 275 FRANKLIN ST. SITE
Project Number: B0156-021-001-001-00
Lab Number: L2160162
Report Date: 11/11/21

SAMPLE RESULTS

Lab ID: L2160162-06 D
Client ID: PZ-12
Sample Location: BUFFALO NY

Date Collected: 11/02/21 12:38
Date Received: 11/02/21
Field Prep: Not Specified

Sample Depth:
Matrix: Water
Analytical Method: 1,8260C
Analytical Date: 11/06/21 23:19
Analyst: PD

Parameter	Result	Qualifier	Units	RL	MDL	Dilution Factor
Volatile Organics by GC/MS - Westborough Lab						
Methylene chloride	ND		ug/l	6.2	1.8	2.5
1,1-Dichloroethane	ND		ug/l	6.2	1.8	2.5
Chloroform	2.2	J	ug/l	6.2	1.8	2.5
Carbon tetrachloride	ND		ug/l	1.2	0.34	2.5
1,2-Dichloropropane	ND		ug/l	2.5	0.34	2.5
Dibromochloromethane	ND		ug/l	1.2	0.37	2.5
1,1,2-Trichloroethane	ND		ug/l	3.8	1.2	2.5
Tetrachloroethene	410		ug/l	1.2	0.45	2.5
Chlorobenzene	ND		ug/l	6.2	1.8	2.5
Trichlorofluoromethane	ND		ug/l	6.2	1.8	2.5
1,2-Dichloroethane	ND		ug/l	1.2	0.33	2.5
1,1,1-Trichloroethane	ND		ug/l	6.2	1.8	2.5
Bromodichloromethane	ND		ug/l	1.2	0.48	2.5
trans-1,3-Dichloropropene	ND		ug/l	1.2	0.41	2.5
cis-1,3-Dichloropropene	ND		ug/l	1.2	0.36	2.5
Bromoform	ND		ug/l	5.0	1.6	2.5
1,1,2,2-Tetrachloroethane	ND		ug/l	1.2	0.42	2.5
Benzene	ND		ug/l	1.2	0.40	2.5
Toluene	ND		ug/l	6.2	1.8	2.5
Ethylbenzene	ND		ug/l	6.2	1.8	2.5
Chloromethane	ND		ug/l	6.2	1.8	2.5
Bromomethane	ND		ug/l	6.2	1.8	2.5
Vinyl chloride	ND		ug/l	2.5	0.18	2.5
Chloroethane	ND		ug/l	6.2	1.8	2.5
1,1-Dichloroethene	ND		ug/l	1.2	0.42	2.5
trans-1,2-Dichloroethene	ND		ug/l	6.2	1.8	2.5
Trichloroethene	3.4		ug/l	1.2	0.44	2.5
1,2-Dichlorobenzene	ND		ug/l	6.2	1.8	2.5

Project Name: 275 FRANKLIN ST. SITE **Lab Number:** L2160162

Project Number: B0156-021-001-001-00 **Report Date:** 11/11/21

SAMPLE RESULTS

Lab ID: L2160162-06 D
Client ID: PZ-12
Sample Location: BUFFALO NY

Date Collected: 11/02/21 12:38
Date Received: 11/02/21
Field Prep: Not Specified

Sample Depth:

Parameter	Result	Qualifier	Units	RL	MDL	Dilution Factor
Volatile Organics by GC/MS - Westborough Lab						
1,3-Dichlorobenzene	ND		ug/l	6.2	1.8	2.5
1,4-Dichlorobenzene	ND		ug/l	6.2	1.8	2.5
Methyl tert butyl ether	ND		ug/l	6.2	1.8	2.5
p/m-Xylene	ND		ug/l	6.2	1.8	2.5
o-Xylene	ND		ug/l	6.2	1.8	2.5
cis-1,2-Dichloroethene	5.5	J	ug/l	6.2	1.8	2.5
Styrene	ND		ug/l	6.2	1.8	2.5
Dichlorodifluoromethane	ND		ug/l	12	2.5	2.5
Acetone	ND		ug/l	12	3.6	2.5
Carbon disulfide	ND		ug/l	12	2.5	2.5
2-Butanone	ND		ug/l	12	4.8	2.5
4-Methyl-2-pentanone	ND		ug/l	12	2.5	2.5
2-Hexanone	ND		ug/l	12	2.5	2.5
Bromochloromethane	ND		ug/l	6.2	1.8	2.5
1,2-Dibromoethane	ND		ug/l	5.0	1.6	2.5
1,2-Dibromo-3-chloropropane	ND		ug/l	6.2	1.8	2.5
Isopropylbenzene	ND		ug/l	6.2	1.8	2.5
1,2,3-Trichlorobenzene	ND		ug/l	6.2	1.8	2.5
1,2,4-Trichlorobenzene	ND		ug/l	6.2	1.8	2.5
Methyl Acetate	ND		ug/l	5.0	0.58	2.5
Cyclohexane	ND		ug/l	25	0.68	2.5
1,4-Dioxane	ND		ug/l	620	150	2.5
Freon-113	ND		ug/l	6.2	1.8	2.5
Methyl cyclohexane	ND		ug/l	25	0.99	2.5

Surrogate	% Recovery	Qualifier	Acceptance Criteria
1,2-Dichloroethane-d4	111		70-130
Toluene-d8	97		70-130
4-Bromofluorobenzene	103		70-130
Dibromofluoromethane	108		70-130

Project Name: 275 FRANKLIN ST. SITE
Project Number: B0156-021-001-001-00
Lab Number: L2160162
Report Date: 11/11/21

SAMPLE RESULTS

Lab ID: L2160162-07
Client ID: PZ-13
Sample Location: BUFFALO NY
Date Collected: 11/02/21 11:45
Date Received: 11/02/21
Field Prep: Not Specified

Sample Depth:
Matrix: Water
Analytical Method: 1,8260C
Analytical Date: 11/06/21 21:36
Analyst: PD

Parameter	Result	Qualifier	Units	RL	MDL	Dilution Factor
Volatile Organics by GC/MS - Westborough Lab						
Methylene chloride	ND		ug/l	2.5	0.70	1
1,1-Dichloroethane	ND		ug/l	2.5	0.70	1
Chloroform	ND		ug/l	2.5	0.70	1
Carbon tetrachloride	ND		ug/l	0.50	0.13	1
1,2-Dichloropropane	ND		ug/l	1.0	0.14	1
Dibromochloromethane	ND		ug/l	0.50	0.15	1
1,1,2-Trichloroethane	ND		ug/l	1.5	0.50	1
Tetrachloroethene	43		ug/l	0.50	0.18	1
Chlorobenzene	ND		ug/l	2.5	0.70	1
Trichlorofluoromethane	ND		ug/l	2.5	0.70	1
1,2-Dichloroethane	ND		ug/l	0.50	0.13	1
1,1,1-Trichloroethane	ND		ug/l	2.5	0.70	1
Bromodichloromethane	ND		ug/l	0.50	0.19	1
trans-1,3-Dichloropropene	ND		ug/l	0.50	0.16	1
cis-1,3-Dichloropropene	ND		ug/l	0.50	0.14	1
Bromoform	ND		ug/l	2.0	0.65	1
1,1,2,2-Tetrachloroethane	ND		ug/l	0.50	0.17	1
Benzene	ND		ug/l	0.50	0.16	1
Toluene	ND		ug/l	2.5	0.70	1
Ethylbenzene	ND		ug/l	2.5	0.70	1
Chloromethane	ND		ug/l	2.5	0.70	1
Bromomethane	ND		ug/l	2.5	0.70	1
Vinyl chloride	10		ug/l	1.0	0.07	1
Chloroethane	ND		ug/l	2.5	0.70	1
1,1-Dichloroethene	ND		ug/l	0.50	0.17	1
trans-1,2-Dichloroethene	2.3	J	ug/l	2.5	0.70	1
Trichloroethene	9.7		ug/l	0.50	0.18	1
1,2-Dichlorobenzene	ND		ug/l	2.5	0.70	1

Project Name: 275 FRANKLIN ST. SITE **Lab Number:** L2160162

Project Number: B0156-021-001-001-00 **Report Date:** 11/11/21

SAMPLE RESULTS

Lab ID: L2160162-07 Date Collected: 11/02/21 11:45

Client ID: PZ-13 Date Received: 11/02/21

Sample Location: BUFFALO NY Field Prep: Not Specified

Sample Depth:

Parameter	Result	Qualifier	Units	RL	MDL	Dilution Factor
Volatile Organics by GC/MS - Westborough Lab						
1,3-Dichlorobenzene	ND		ug/l	2.5	0.70	1
1,4-Dichlorobenzene	ND		ug/l	2.5	0.70	1
Methyl tert butyl ether	ND		ug/l	2.5	0.70	1
p/m-Xylene	ND		ug/l	2.5	0.70	1
o-Xylene	ND		ug/l	2.5	0.70	1
cis-1,2-Dichloroethene	72		ug/l	2.5	0.70	1
Styrene	ND		ug/l	2.5	0.70	1
Dichlorodifluoromethane	ND		ug/l	5.0	1.0	1
Acetone	ND		ug/l	5.0	1.5	1
Carbon disulfide	ND		ug/l	5.0	1.0	1
2-Butanone	ND		ug/l	5.0	1.9	1
4-Methyl-2-pentanone	ND		ug/l	5.0	1.0	1
2-Hexanone	ND		ug/l	5.0	1.0	1
Bromochloromethane	ND		ug/l	2.5	0.70	1
1,2-Dibromoethane	ND		ug/l	2.0	0.65	1
1,2-Dibromo-3-chloropropane	ND		ug/l	2.5	0.70	1
Isopropylbenzene	ND		ug/l	2.5	0.70	1
1,2,3-Trichlorobenzene	ND		ug/l	2.5	0.70	1
1,2,4-Trichlorobenzene	ND		ug/l	2.5	0.70	1
Methyl Acetate	ND		ug/l	2.0	0.23	1
Cyclohexane	ND		ug/l	10	0.27	1
1,4-Dioxane	ND		ug/l	250	61.	1
Freon-113	ND		ug/l	2.5	0.70	1
Methyl cyclohexane	ND		ug/l	10	0.40	1

Surrogate	% Recovery	Qualifier	Acceptance Criteria
1,2-Dichloroethane-d4	113		70-130
Toluene-d8	100		70-130
4-Bromofluorobenzene	98		70-130
Dibromofluoromethane	103		70-130

Project Name: 275 FRANKLIN ST. SITE
Project Number: B0156-021-001-001-00
Lab Number: L2160162
Report Date: 11/11/21

SAMPLE RESULTS

Lab ID: L2160162-08 D
Client ID: PZ-14
Sample Location: BUFFALO NY

Date Collected: 11/02/21 12:10
Date Received: 11/02/21
Field Prep: Not Specified

Sample Depth:
Matrix: Water
Analytical Method: 1,8260C
Analytical Date: 11/06/21 23:39
Analyst: PD

Parameter	Result	Qualifier	Units	RL	MDL	Dilution Factor
Volatile Organics by GC/MS - Westborough Lab						
Methylene chloride	ND		ug/l	5.0	1.4	2
1,1-Dichloroethane	ND		ug/l	5.0	1.4	2
Chloroform	ND		ug/l	5.0	1.4	2
Carbon tetrachloride	ND		ug/l	1.0	0.27	2
1,2-Dichloropropane	ND		ug/l	2.0	0.27	2
Dibromochloromethane	ND		ug/l	1.0	0.30	2
1,1,2-Trichloroethane	ND		ug/l	3.0	1.0	2
Tetrachloroethene	190		ug/l	1.0	0.36	2
Chlorobenzene	ND		ug/l	5.0	1.4	2
Trichlorofluoromethane	ND		ug/l	5.0	1.4	2
1,2-Dichloroethane	ND		ug/l	1.0	0.26	2
1,1,1-Trichloroethane	ND		ug/l	5.0	1.4	2
Bromodichloromethane	ND		ug/l	1.0	0.38	2
trans-1,3-Dichloropropene	ND		ug/l	1.0	0.33	2
cis-1,3-Dichloropropene	ND		ug/l	1.0	0.29	2
Bromoform	ND		ug/l	4.0	1.3	2
1,1,2,2-Tetrachloroethane	ND		ug/l	1.0	0.33	2
Benzene	ND		ug/l	1.0	0.32	2
Toluene	ND		ug/l	5.0	1.4	2
Ethylbenzene	ND		ug/l	5.0	1.4	2
Chloromethane	ND		ug/l	5.0	1.4	2
Bromomethane	ND		ug/l	5.0	1.4	2
Vinyl chloride	35		ug/l	2.0	0.14	2
Chloroethane	ND		ug/l	5.0	1.4	2
1,1-Dichloroethene	0.79	J	ug/l	1.0	0.34	2
trans-1,2-Dichloroethene	4.9	J	ug/l	5.0	1.4	2
Trichloroethene	29		ug/l	1.0	0.35	2
1,2-Dichlorobenzene	ND		ug/l	5.0	1.4	2

Project Name: 275 FRANKLIN ST. SITE **Lab Number:** L2160162

Project Number: B0156-021-001-001-00 **Report Date:** 11/11/21

SAMPLE RESULTS

Lab ID: L2160162-08 D
Client ID: PZ-14
Sample Location: BUFFALO NY

Date Collected: 11/02/21 12:10
Date Received: 11/02/21
Field Prep: Not Specified

Sample Depth:

Parameter	Result	Qualifier	Units	RL	MDL	Dilution Factor
Volatile Organics by GC/MS - Westborough Lab						
1,3-Dichlorobenzene	ND		ug/l	5.0	1.4	2
1,4-Dichlorobenzene	ND		ug/l	5.0	1.4	2
Methyl tert butyl ether	ND		ug/l	5.0	1.4	2
p/m-Xylene	ND		ug/l	5.0	1.4	2
o-Xylene	ND		ug/l	5.0	1.4	2
cis-1,2-Dichloroethene	390		ug/l	5.0	1.4	2
Styrene	ND		ug/l	5.0	1.4	2
Dichlorodifluoromethane	ND		ug/l	10	2.0	2
Acetone	ND		ug/l	10	2.9	2
Carbon disulfide	ND		ug/l	10	2.0	2
2-Butanone	ND		ug/l	10	3.9	2
4-Methyl-2-pentanone	ND		ug/l	10	2.0	2
2-Hexanone	ND		ug/l	10	2.0	2
Bromochloromethane	ND		ug/l	5.0	1.4	2
1,2-Dibromoethane	ND		ug/l	4.0	1.3	2
1,2-Dibromo-3-chloropropane	ND		ug/l	5.0	1.4	2
Isopropylbenzene	ND		ug/l	5.0	1.4	2
1,2,3-Trichlorobenzene	ND		ug/l	5.0	1.4	2
1,2,4-Trichlorobenzene	ND		ug/l	5.0	1.4	2
Methyl Acetate	ND		ug/l	4.0	0.47	2
Cyclohexane	ND		ug/l	20	0.54	2
1,4-Dioxane	ND		ug/l	500	120	2
Freon-113	ND		ug/l	5.0	1.4	2
Methyl cyclohexane	ND		ug/l	20	0.79	2

Surrogate	% Recovery	Qualifier	Acceptance Criteria
1,2-Dichloroethane-d4	110		70-130
Toluene-d8	97		70-130
4-Bromofluorobenzene	103		70-130
Dibromofluoromethane	107		70-130

Project Name: 275 FRANKLIN ST. SITE
Project Number: B0156-021-001-001-00
Lab Number: L2160162
Report Date: 11/11/21

SAMPLE RESULTS

Lab ID: L2160162-09 D
Client ID: MW-24D
Sample Location: BUFFALO NY

Date Collected: 11/02/21 12:00
Date Received: 11/02/21
Field Prep: Not Specified

Sample Depth:
Matrix: Water
Analytical Method: 1,8260C
Analytical Date: 11/07/21 00:00
Analyst: PD

Parameter	Result	Qualifier	Units	RL	MDL	Dilution Factor
Volatile Organics by GC/MS - Westborough Lab						
Methylene chloride	ND		ug/l	5.0	1.4	2
1,1-Dichloroethane	ND		ug/l	5.0	1.4	2
Chloroform	ND		ug/l	5.0	1.4	2
Carbon tetrachloride	ND		ug/l	1.0	0.27	2
1,2-Dichloropropane	ND		ug/l	2.0	0.27	2
Dibromochloromethane	ND		ug/l	1.0	0.30	2
1,1,2-Trichloroethane	ND		ug/l	3.0	1.0	2
Tetrachloroethene	110		ug/l	1.0	0.36	2
Chlorobenzene	ND		ug/l	5.0	1.4	2
Trichlorofluoromethane	ND		ug/l	5.0	1.4	2
1,2-Dichloroethane	ND		ug/l	1.0	0.26	2
1,1,1-Trichloroethane	ND		ug/l	5.0	1.4	2
Bromodichloromethane	ND		ug/l	1.0	0.38	2
trans-1,3-Dichloropropene	ND		ug/l	1.0	0.33	2
cis-1,3-Dichloropropene	ND		ug/l	1.0	0.29	2
Bromoform	ND		ug/l	4.0	1.3	2
1,1,2,2-Tetrachloroethane	ND		ug/l	1.0	0.33	2
Benzene	ND		ug/l	1.0	0.32	2
Toluene	ND		ug/l	5.0	1.4	2
Ethylbenzene	ND		ug/l	5.0	1.4	2
Chloromethane	ND		ug/l	5.0	1.4	2
Bromomethane	ND		ug/l	5.0	1.4	2
Vinyl chloride	ND		ug/l	2.0	0.14	2
Chloroethane	ND		ug/l	5.0	1.4	2
1,1-Dichloroethene	0.51	J	ug/l	1.0	0.34	2
trans-1,2-Dichloroethene	1.8	J	ug/l	5.0	1.4	2
Trichloroethene	53		ug/l	1.0	0.35	2
1,2-Dichlorobenzene	ND		ug/l	5.0	1.4	2

Project Name: 275 FRANKLIN ST. SITE
Project Number: B0156-021-001-001-00
Lab Number: L2160162
Report Date: 11/11/21

SAMPLE RESULTS

Lab ID: L2160162-09 D
Client ID: MW-24D
Sample Location: BUFFALO NY
Date Collected: 11/02/21 12:00
Date Received: 11/02/21
Field Prep: Not Specified

Sample Depth:

Parameter	Result	Qualifier	Units	RL	MDL	Dilution Factor
Volatile Organics by GC/MS - Westborough Lab						
1,3-Dichlorobenzene	ND		ug/l	5.0	1.4	2
1,4-Dichlorobenzene	ND		ug/l	5.0	1.4	2
Methyl tert butyl ether	ND		ug/l	5.0	1.4	2
p/m-Xylene	ND		ug/l	5.0	1.4	2
o-Xylene	ND		ug/l	5.0	1.4	2
cis-1,2-Dichloroethene	290		ug/l	5.0	1.4	2
Styrene	ND		ug/l	5.0	1.4	2
Dichlorodifluoromethane	ND		ug/l	10	2.0	2
Acetone	ND		ug/l	10	2.9	2
Carbon disulfide	ND		ug/l	10	2.0	2
2-Butanone	ND		ug/l	10	3.9	2
4-Methyl-2-pentanone	ND		ug/l	10	2.0	2
2-Hexanone	ND		ug/l	10	2.0	2
Bromochloromethane	ND		ug/l	5.0	1.4	2
1,2-Dibromoethane	ND		ug/l	4.0	1.3	2
1,2-Dibromo-3-chloropropane	ND		ug/l	5.0	1.4	2
Isopropylbenzene	ND		ug/l	5.0	1.4	2
1,2,3-Trichlorobenzene	ND		ug/l	5.0	1.4	2
1,2,4-Trichlorobenzene	ND		ug/l	5.0	1.4	2
Methyl Acetate	ND		ug/l	4.0	0.47	2
Cyclohexane	ND		ug/l	20	0.54	2
1,4-Dioxane	ND		ug/l	500	120	2
Freon-113	ND		ug/l	5.0	1.4	2
Methyl cyclohexane	ND		ug/l	20	0.79	2

Surrogate	% Recovery	Qualifier	Acceptance Criteria
1,2-Dichloroethane-d4	114		70-130
Toluene-d8	95		70-130
4-Bromofluorobenzene	102		70-130
Dibromofluoromethane	109		70-130

Project Name: 275 FRANKLIN ST. SITE
Project Number: B0156-021-001-001-00
Lab Number: L2160162
Report Date: 11/11/21

SAMPLE RESULTS

Lab ID: L2160162-10 D2
Client ID: MW-24S
Sample Location: BUFFALO NY

Date Collected: 11/02/21 11:16
Date Received: 11/02/21
Field Prep: Not Specified

Sample Depth:
Matrix: Water
Analytical Method: 1,8260C
Analytical Date: 11/10/21 03:29
Analyst: NLK

Parameter	Result	Qualifier	Units	RL	MDL	Dilution Factor
Volatile Organics by GC/MS - Westborough Lab						
Methylene chloride	ND		ug/l	25	7.0	10
1,1-Dichloroethane	ND		ug/l	25	7.0	10
Chloroform	ND		ug/l	25	7.0	10
Carbon tetrachloride	ND		ug/l	5.0	1.3	10
1,2-Dichloropropane	ND		ug/l	10	1.4	10
Dibromochloromethane	ND		ug/l	5.0	1.5	10
1,1,2-Trichloroethane	ND		ug/l	15	5.0	10
Tetrachloroethene	3800	E	ug/l	5.0	1.8	10
Chlorobenzene	ND		ug/l	25	7.0	10
Trichlorofluoromethane	ND		ug/l	25	7.0	10
1,2-Dichloroethane	ND		ug/l	5.0	1.3	10
1,1,1-Trichloroethane	ND		ug/l	25	7.0	10
Bromodichloromethane	ND		ug/l	5.0	1.9	10
trans-1,3-Dichloropropene	ND		ug/l	5.0	1.6	10
cis-1,3-Dichloropropene	ND		ug/l	5.0	1.4	10
Bromoform	ND		ug/l	20	6.5	10
1,1,2,2-Tetrachloroethane	ND		ug/l	5.0	1.7	10
Benzene	ND		ug/l	5.0	1.6	10
Toluene	ND		ug/l	25	7.0	10
Ethylbenzene	ND		ug/l	25	7.0	10
Chloromethane	ND		ug/l	25	7.0	10
Bromomethane	ND		ug/l	25	7.0	10
Vinyl chloride	ND		ug/l	10	0.71	10
Chloroethane	ND		ug/l	25	7.0	10
1,1-Dichloroethene	ND		ug/l	5.0	1.7	10
trans-1,2-Dichloroethene	ND		ug/l	25	7.0	10
Trichloroethene	6.0		ug/l	5.0	1.8	10
1,2-Dichlorobenzene	ND		ug/l	25	7.0	10

Project Name: 275 FRANKLIN ST. SITE
Project Number: B0156-021-001-001-00
Lab Number: L2160162
Report Date: 11/11/21

SAMPLE RESULTS

Lab ID: L2160162-10 D2
Client ID: MW-24S
Sample Location: BUFFALO NY
Date Collected: 11/02/21 11:16
Date Received: 11/02/21
Field Prep: Not Specified

Sample Depth:

Parameter	Result	Qualifier	Units	RL	MDL	Dilution Factor
Volatile Organics by GC/MS - Westborough Lab						
1,3-Dichlorobenzene	ND		ug/l	25	7.0	10
1,4-Dichlorobenzene	ND		ug/l	25	7.0	10
Methyl tert butyl ether	ND		ug/l	25	7.0	10
p/m-Xylene	ND		ug/l	25	7.0	10
o-Xylene	ND		ug/l	25	7.0	10
cis-1,2-Dichloroethene	7.6	J	ug/l	25	7.0	10
Styrene	ND		ug/l	25	7.0	10
Dichlorodifluoromethane	ND		ug/l	50	10.	10
Acetone	ND		ug/l	50	15.	10
Carbon disulfide	ND		ug/l	50	10.	10
2-Butanone	ND		ug/l	50	19.	10
4-Methyl-2-pentanone	ND		ug/l	50	10.	10
2-Hexanone	ND		ug/l	50	10.	10
Bromochloromethane	ND		ug/l	25	7.0	10
1,2-Dibromoethane	ND		ug/l	20	6.5	10
1,2-Dibromo-3-chloropropane	ND		ug/l	25	7.0	10
Isopropylbenzene	ND		ug/l	25	7.0	10
1,2,3-Trichlorobenzene	ND		ug/l	25	7.0	10
1,2,4-Trichlorobenzene	ND		ug/l	25	7.0	10
Methyl Acetate	ND		ug/l	20	2.3	10
Cyclohexane	ND		ug/l	100	2.7	10
1,4-Dioxane	ND		ug/l	2500	610	10
Freon-113	ND		ug/l	25	7.0	10
Methyl cyclohexane	ND		ug/l	100	4.0	10

Surrogate	% Recovery	Qualifier	Acceptance Criteria
1,2-Dichloroethane-d4	104		70-130
Toluene-d8	97		70-130
4-Bromofluorobenzene	98		70-130
Dibromofluoromethane	99		70-130

Project Name: 275 FRANKLIN ST. SITE
Project Number: B0156-021-001-001-00
Lab Number: L2160162
Report Date: 11/11/21

SAMPLE RESULTS

Lab ID: L2160162-10 D
Client ID: MW-24S
Sample Location: BUFFALO NY

Date Collected: 11/02/21 11:16
Date Received: 11/02/21
Field Prep: Not Specified

Sample Depth:
Matrix: Water
Analytical Method: 1,8260C
Analytical Date: 11/07/21 00:20
Analyst: PD

Parameter	Result	Qualifier	Units	RL	MDL	Dilution Factor
Volatile Organics by GC/MS - Westborough Lab						
Tetrachloroethene	3500		ug/l	20	7.2	40

Surrogate	% Recovery	Qualifier	Acceptance Criteria
1,2-Dichloroethane-d4	112		70-130
Toluene-d8	98		70-130
4-Bromofluorobenzene	98		70-130
Dibromofluoromethane	108		70-130

Project Name: 275 FRANKLIN ST. SITE
Project Number: B0156-021-001-001-00
Lab Number: L2160162
Report Date: 11/11/21

SAMPLE RESULTS

Lab ID: L2160162-11 D
Client ID: BLIND DUP
Sample Location: BUFFALO NY

Date Collected: 11/02/21 08:00
Date Received: 11/02/21
Field Prep: Not Specified

Sample Depth:
Matrix: Water
Analytical Method: 1,8260C
Analytical Date: 11/07/21 00:41
Analyst: PD

Parameter	Result	Qualifier	Units	RL	MDL	Dilution Factor
Volatile Organics by GC/MS - Westborough Lab						
Methylene chloride	ND		ug/l	12	3.5	5
1,1-Dichloroethane	ND		ug/l	12	3.5	5
Chloroform	ND		ug/l	12	3.5	5
Carbon tetrachloride	ND		ug/l	2.5	0.67	5
1,2-Dichloropropane	ND		ug/l	5.0	0.68	5
Dibromochloromethane	ND		ug/l	2.5	0.74	5
1,1,2-Trichloroethane	ND		ug/l	7.5	2.5	5
Tetrachloroethene	800		ug/l	2.5	0.90	5
Chlorobenzene	ND		ug/l	12	3.5	5
Trichlorofluoromethane	ND		ug/l	12	3.5	5
1,2-Dichloroethane	ND		ug/l	2.5	0.66	5
1,1,1-Trichloroethane	ND		ug/l	12	3.5	5
Bromodichloromethane	ND		ug/l	2.5	0.96	5
trans-1,3-Dichloropropene	ND		ug/l	2.5	0.82	5
cis-1,3-Dichloropropene	ND		ug/l	2.5	0.72	5
Bromoform	ND		ug/l	10	3.2	5
1,1,2,2-Tetrachloroethane	ND		ug/l	2.5	0.84	5
Benzene	ND		ug/l	2.5	0.80	5
Toluene	ND		ug/l	12	3.5	5
Ethylbenzene	ND		ug/l	12	3.5	5
Chloromethane	ND		ug/l	12	3.5	5
Bromomethane	ND		ug/l	12	3.5	5
Vinyl chloride	ND		ug/l	5.0	0.36	5
Chloroethane	ND		ug/l	12	3.5	5
1,1-Dichloroethene	ND		ug/l	2.5	0.84	5
trans-1,2-Dichloroethene	4.9	J	ug/l	12	3.5	5
Trichloroethene	170		ug/l	2.5	0.88	5
1,2-Dichlorobenzene	ND		ug/l	12	3.5	5

Project Name: 275 FRANKLIN ST. SITE
Project Number: B0156-021-001-001-00
Lab Number: L2160162
Report Date: 11/11/21

SAMPLE RESULTS

Lab ID: L2160162-11 D
Client ID: BLIND DUP
Sample Location: BUFFALO NY
Date Collected: 11/02/21 08:00
Date Received: 11/02/21
Field Prep: Not Specified

Sample Depth:

Parameter	Result	Qualifier	Units	RL	MDL	Dilution Factor
Volatile Organics by GC/MS - Westborough Lab						
1,3-Dichlorobenzene	ND		ug/l	12	3.5	5
1,4-Dichlorobenzene	ND		ug/l	12	3.5	5
Methyl tert butyl ether	ND		ug/l	12	3.5	5
p/m-Xylene	ND		ug/l	12	3.5	5
o-Xylene	ND		ug/l	12	3.5	5
cis-1,2-Dichloroethene	410		ug/l	12	3.5	5
Styrene	ND		ug/l	12	3.5	5
Dichlorodifluoromethane	ND		ug/l	25	5.0	5
Acetone	ND		ug/l	25	7.3	5
Carbon disulfide	ND		ug/l	25	5.0	5
2-Butanone	ND		ug/l	25	9.7	5
4-Methyl-2-pentanone	ND		ug/l	25	5.0	5
2-Hexanone	ND		ug/l	25	5.0	5
Bromochloromethane	ND		ug/l	12	3.5	5
1,2-Dibromoethane	ND		ug/l	10	3.2	5
1,2-Dibromo-3-chloropropane	ND		ug/l	12	3.5	5
Isopropylbenzene	ND		ug/l	12	3.5	5
1,2,3-Trichlorobenzene	ND		ug/l	12	3.5	5
1,2,4-Trichlorobenzene	ND		ug/l	12	3.5	5
Methyl Acetate	ND		ug/l	10	1.2	5
Cyclohexane	ND		ug/l	50	1.4	5
1,4-Dioxane	ND		ug/l	1200	300	5
Freon-113	ND		ug/l	12	3.5	5
Methyl cyclohexane	ND		ug/l	50	2.0	5

Surrogate	% Recovery	Qualifier	Acceptance Criteria
1,2-Dichloroethane-d4	108		70-130
Toluene-d8	97		70-130
4-Bromofluorobenzene	99		70-130
Dibromofluoromethane	101		70-130

Project Name: 275 FRANKLIN ST. SITE
Project Number: B0156-021-001-001-00
Lab Number: L2160162
Report Date: 11/11/21

SAMPLE RESULTS

Lab ID: L2160162-12 D
Client ID: MW-23S
Sample Location: BUFFALO NY

Date Collected: 11/02/21 13:05
Date Received: 11/02/21
Field Prep: Not Specified

Sample Depth:
Matrix: Water
Analytical Method: 1,8260C
Analytical Date: 11/07/21 01:01
Analyst: PD

Parameter	Result	Qualifier	Units	RL	MDL	Dilution Factor
Volatile Organics by GC/MS - Westborough Lab						
Methylene chloride	ND		ug/l	25	7.0	10
1,1-Dichloroethane	ND		ug/l	25	7.0	10
Chloroform	ND		ug/l	25	7.0	10
Carbon tetrachloride	ND		ug/l	5.0	1.3	10
1,2-Dichloropropane	ND		ug/l	10	1.4	10
Dibromochloromethane	ND		ug/l	5.0	1.5	10
1,1,2-Trichloroethane	ND		ug/l	15	5.0	10
Tetrachloroethene	990		ug/l	5.0	1.8	10
Chlorobenzene	ND		ug/l	25	7.0	10
Trichlorofluoromethane	ND		ug/l	25	7.0	10
1,2-Dichloroethane	ND		ug/l	5.0	1.3	10
1,1,1-Trichloroethane	ND		ug/l	25	7.0	10
Bromodichloromethane	ND		ug/l	5.0	1.9	10
trans-1,3-Dichloropropene	ND		ug/l	5.0	1.6	10
cis-1,3-Dichloropropene	ND		ug/l	5.0	1.4	10
Bromoform	ND		ug/l	20	6.5	10
1,1,2,2-Tetrachloroethane	ND		ug/l	5.0	1.7	10
Benzene	ND		ug/l	5.0	1.6	10
Toluene	ND		ug/l	25	7.0	10
Ethylbenzene	ND		ug/l	25	7.0	10
Chloromethane	ND		ug/l	25	7.0	10
Bromomethane	ND		ug/l	25	7.0	10
Vinyl chloride	ND		ug/l	10	0.71	10
Chloroethane	ND		ug/l	25	7.0	10
1,1-Dichloroethene	ND		ug/l	5.0	1.7	10
trans-1,2-Dichloroethene	ND		ug/l	25	7.0	10
Trichloroethene	4.6	J	ug/l	5.0	1.8	10
1,2-Dichlorobenzene	ND		ug/l	25	7.0	10

Project Name: 275 FRANKLIN ST. SITE **Lab Number:** L2160162

Project Number: B0156-021-001-001-00 **Report Date:** 11/11/21

SAMPLE RESULTS

Lab ID: L2160162-12 D Date Collected: 11/02/21 13:05
Client ID: MW-23S Date Received: 11/02/21
Sample Location: BUFFALO NY Field Prep: Not Specified

Sample Depth:

Parameter	Result	Qualifier	Units	RL	MDL	Dilution Factor
Volatile Organics by GC/MS - Westborough Lab						
1,3-Dichlorobenzene	ND		ug/l	25	7.0	10
1,4-Dichlorobenzene	ND		ug/l	25	7.0	10
Methyl tert butyl ether	ND		ug/l	25	7.0	10
p/m-Xylene	ND		ug/l	25	7.0	10
o-Xylene	ND		ug/l	25	7.0	10
cis-1,2-Dichloroethene	ND		ug/l	25	7.0	10
Styrene	ND		ug/l	25	7.0	10
Dichlorodifluoromethane	ND		ug/l	50	10.	10
Acetone	ND		ug/l	50	15.	10
Carbon disulfide	ND		ug/l	50	10.	10
2-Butanone	ND		ug/l	50	19.	10
4-Methyl-2-pentanone	ND		ug/l	50	10.	10
2-Hexanone	ND		ug/l	50	10.	10
Bromochloromethane	ND		ug/l	25	7.0	10
1,2-Dibromoethane	ND		ug/l	20	6.5	10
1,2-Dibromo-3-chloropropane	ND		ug/l	25	7.0	10
Isopropylbenzene	ND		ug/l	25	7.0	10
1,2,3-Trichlorobenzene	ND		ug/l	25	7.0	10
1,2,4-Trichlorobenzene	ND		ug/l	25	7.0	10
Methyl Acetate	ND		ug/l	20	2.3	10
Cyclohexane	ND		ug/l	100	2.7	10
1,4-Dioxane	ND		ug/l	2500	610	10
Freon-113	ND		ug/l	25	7.0	10
Methyl cyclohexane	ND		ug/l	100	4.0	10

Surrogate	% Recovery	Qualifier	Acceptance Criteria
1,2-Dichloroethane-d4	111		70-130
Toluene-d8	95		70-130
4-Bromofluorobenzene	98		70-130
Dibromofluoromethane	108		70-130

Project Name: 275 FRANKLIN ST. SITE
Project Number: B0156-021-001-001-00
Lab Number: L2160162
Report Date: 11/11/21

SAMPLE RESULTS

Lab ID: L2160162-13
Client ID: TRIP BLANK
Sample Location: BUFFALO NY

Date Collected: 11/02/21 00:00
Date Received: 11/02/21
Field Prep: Not Specified

Sample Depth:
Matrix: Water
Analytical Method: 1,8260C
Analytical Date: 11/06/21 19:34
Analyst: PD

Parameter	Result	Qualifier	Units	RL	MDL	Dilution Factor
Volatile Organics by GC/MS - Westborough Lab						
Methylene chloride	ND		ug/l	2.5	0.70	1
1,1-Dichloroethane	ND		ug/l	2.5	0.70	1
Chloroform	ND		ug/l	2.5	0.70	1
Carbon tetrachloride	ND		ug/l	0.50	0.13	1
1,2-Dichloropropane	ND		ug/l	1.0	0.14	1
Dibromochloromethane	ND		ug/l	0.50	0.15	1
1,1,2-Trichloroethane	ND		ug/l	1.5	0.50	1
Tetrachloroethene	ND		ug/l	0.50	0.18	1
Chlorobenzene	ND		ug/l	2.5	0.70	1
Trichlorofluoromethane	ND		ug/l	2.5	0.70	1
1,2-Dichloroethane	ND		ug/l	0.50	0.13	1
1,1,1-Trichloroethane	ND		ug/l	2.5	0.70	1
Bromodichloromethane	ND		ug/l	0.50	0.19	1
trans-1,3-Dichloropropene	ND		ug/l	0.50	0.16	1
cis-1,3-Dichloropropene	ND		ug/l	0.50	0.14	1
Bromoform	ND		ug/l	2.0	0.65	1
1,1,2,2-Tetrachloroethane	ND		ug/l	0.50	0.17	1
Benzene	ND		ug/l	0.50	0.16	1
Toluene	ND		ug/l	2.5	0.70	1
Ethylbenzene	ND		ug/l	2.5	0.70	1
Chloromethane	ND		ug/l	2.5	0.70	1
Bromomethane	ND		ug/l	2.5	0.70	1
Vinyl chloride	ND		ug/l	1.0	0.07	1
Chloroethane	ND		ug/l	2.5	0.70	1
1,1-Dichloroethene	ND		ug/l	0.50	0.17	1
trans-1,2-Dichloroethene	ND		ug/l	2.5	0.70	1
Trichloroethene	ND		ug/l	0.50	0.18	1
1,2-Dichlorobenzene	ND		ug/l	2.5	0.70	1

Project Name: 275 FRANKLIN ST. SITE
Project Number: B0156-021-001-001-00
Lab Number: L2160162
Report Date: 11/11/21

SAMPLE RESULTS

Lab ID: L2160162-13
Client ID: TRIP BLANK
Sample Location: BUFFALO NY
Date Collected: 11/02/21 00:00
Date Received: 11/02/21
Field Prep: Not Specified

Sample Depth:

Parameter	Result	Qualifier	Units	RL	MDL	Dilution Factor
Volatile Organics by GC/MS - Westborough Lab						
1,3-Dichlorobenzene	ND		ug/l	2.5	0.70	1
1,4-Dichlorobenzene	ND		ug/l	2.5	0.70	1
Methyl tert butyl ether	ND		ug/l	2.5	0.70	1
p/m-Xylene	ND		ug/l	2.5	0.70	1
o-Xylene	ND		ug/l	2.5	0.70	1
cis-1,2-Dichloroethene	ND		ug/l	2.5	0.70	1
Styrene	ND		ug/l	2.5	0.70	1
Dichlorodifluoromethane	ND		ug/l	5.0	1.0	1
Acetone	ND		ug/l	5.0	1.5	1
Carbon disulfide	ND		ug/l	5.0	1.0	1
2-Butanone	ND		ug/l	5.0	1.9	1
4-Methyl-2-pentanone	ND		ug/l	5.0	1.0	1
2-Hexanone	ND		ug/l	5.0	1.0	1
Bromochloromethane	ND		ug/l	2.5	0.70	1
1,2-Dibromoethane	ND		ug/l	2.0	0.65	1
1,2-Dibromo-3-chloropropane	ND		ug/l	2.5	0.70	1
Isopropylbenzene	ND		ug/l	2.5	0.70	1
1,2,3-Trichlorobenzene	ND		ug/l	2.5	0.70	1
1,2,4-Trichlorobenzene	ND		ug/l	2.5	0.70	1
Methyl Acetate	ND		ug/l	2.0	0.23	1
Cyclohexane	ND		ug/l	10	0.27	1
1,4-Dioxane	ND		ug/l	250	61.	1
Freon-113	ND		ug/l	2.5	0.70	1
Methyl cyclohexane	ND		ug/l	10	0.40	1

Surrogate	% Recovery	Qualifier	Acceptance Criteria
1,2-Dichloroethane-d4	109		70-130
Toluene-d8	97		70-130
4-Bromofluorobenzene	101		70-130
Dibromofluoromethane	108		70-130

Project Name: 275 FRANKLIN ST. SITE
Project Number: B0156-021-001-001-00
Lab Number: L2160162
Report Date: 11/11/21

Method Blank Analysis
Batch Quality Control

Analytical Method: 1,8260C
Analytical Date: 11/06/21 10:26
Analyst: PD

Parameter	Result	Qualifier	Units	RL	MDL
Volatile Organics by GC/MS - Westborough Lab for sample(s): 01 Batch: WG1568238-5					
Methylene chloride	ND		ug/l	2.5	0.70
1,1-Dichloroethane	ND		ug/l	2.5	0.70
Chloroform	ND		ug/l	2.5	0.70
Carbon tetrachloride	ND		ug/l	0.50	0.13
1,2-Dichloropropane	ND		ug/l	1.0	0.14
Dibromochloromethane	ND		ug/l	0.50	0.15
1,1,2-Trichloroethane	ND		ug/l	1.5	0.50
Tetrachloroethene	ND		ug/l	0.50	0.18
Chlorobenzene	ND		ug/l	2.5	0.70
Trichlorofluoromethane	ND		ug/l	2.5	0.70
1,2-Dichloroethane	ND		ug/l	0.50	0.13
1,1,1-Trichloroethane	ND		ug/l	2.5	0.70
Bromodichloromethane	ND		ug/l	0.50	0.19
trans-1,3-Dichloropropene	ND		ug/l	0.50	0.16
cis-1,3-Dichloropropene	ND		ug/l	0.50	0.14
Bromoform	ND		ug/l	2.0	0.65
1,1,2,2-Tetrachloroethane	ND		ug/l	0.50	0.17
Benzene	ND		ug/l	0.50	0.16
Toluene	ND		ug/l	2.5	0.70
Ethylbenzene	ND		ug/l	2.5	0.70
Chloromethane	ND		ug/l	2.5	0.70
Bromomethane	ND		ug/l	2.5	0.70
Vinyl chloride	ND		ug/l	1.0	0.07
Chloroethane	ND		ug/l	2.5	0.70
1,1-Dichloroethene	ND		ug/l	0.50	0.17
trans-1,2-Dichloroethene	ND		ug/l	2.5	0.70
Trichloroethene	ND		ug/l	0.50	0.18
1,2-Dichlorobenzene	ND		ug/l	2.5	0.70
1,3-Dichlorobenzene	ND		ug/l	2.5	0.70

Project Name: 275 FRANKLIN ST. SITE
Project Number: B0156-021-001-001-00
Lab Number: L2160162
Report Date: 11/11/21

Method Blank Analysis
Batch Quality Control

Analytical Method: 1,8260C
Analytical Date: 11/06/21 10:26
Analyst: PD

Parameter	Result	Qualifier	Units	RL	MDL
Volatile Organics by GC/MS - Westborough Lab for sample(s): 01 Batch: WG1568238-5					
1,4-Dichlorobenzene	ND		ug/l	2.5	0.70
Methyl tert butyl ether	ND		ug/l	2.5	0.70
p/m-Xylene	ND		ug/l	2.5	0.70
o-Xylene	ND		ug/l	2.5	0.70
cis-1,2-Dichloroethene	ND		ug/l	2.5	0.70
Styrene	ND		ug/l	2.5	0.70
Dichlorodifluoromethane	ND		ug/l	5.0	1.0
Acetone	ND		ug/l	5.0	1.5
Carbon disulfide	ND		ug/l	5.0	1.0
2-Butanone	ND		ug/l	5.0	1.9
4-Methyl-2-pentanone	ND		ug/l	5.0	1.0
2-Hexanone	ND		ug/l	5.0	1.0
Bromochloromethane	ND		ug/l	2.5	0.70
1,2-Dibromoethane	ND		ug/l	2.0	0.65
1,2-Dibromo-3-chloropropane	ND		ug/l	2.5	0.70
Isopropylbenzene	ND		ug/l	2.5	0.70
1,2,3-Trichlorobenzene	ND		ug/l	2.5	0.70
1,2,4-Trichlorobenzene	ND		ug/l	2.5	0.70
Methyl Acetate	ND		ug/l	2.0	0.23
Cyclohexane	ND		ug/l	10	0.27
1,4-Dioxane	ND		ug/l	250	61.
Freon-113	ND		ug/l	2.5	0.70
Methyl cyclohexane	ND		ug/l	10	0.40

Project Name: 275 FRANKLIN ST. SITE
Project Number: B0156-021-001-001-00
Lab Number: L2160162
Report Date: 11/11/21

Method Blank Analysis
Batch Quality Control

Analytical Method: 1,8260C
Analytical Date: 11/06/21 10:26
Analyst: PD

Parameter	Result	Qualifier	Units	RL	MDL
Volatile Organics by GC/MS - Westborough Lab for sample(s): 01 Batch: WG1568238-5					

Surrogate	%Recovery	Qualifier	Acceptance Criteria
1,2-Dichloroethane-d4	115		70-130
Toluene-d8	92		70-130
4-Bromofluorobenzene	97		70-130
Dibromofluoromethane	111		70-130

Project Name: 275 FRANKLIN ST. SITE
Project Number: B0156-021-001-001-00
Lab Number: L2160162
Report Date: 11/11/21

Method Blank Analysis
Batch Quality Control

Analytical Method: 1,8260C
Analytical Date: 11/06/21 18:13
Analyst: MKS

Parameter	Result	Qualifier	Units	RL	MDL
Volatile Organics by GC/MS - Westborough Lab for sample(s): 02-13 Batch: WG1568331-5					
Methylene chloride	ND		ug/l	2.5	0.70
1,1-Dichloroethane	ND		ug/l	2.5	0.70
Chloroform	ND		ug/l	2.5	0.70
Carbon tetrachloride	ND		ug/l	0.50	0.13
1,2-Dichloropropane	ND		ug/l	1.0	0.14
Dibromochloromethane	ND		ug/l	0.50	0.15
1,1,2-Trichloroethane	ND		ug/l	1.5	0.50
Tetrachloroethene	ND		ug/l	0.50	0.18
Chlorobenzene	ND		ug/l	2.5	0.70
Trichlorofluoromethane	ND		ug/l	2.5	0.70
1,2-Dichloroethane	ND		ug/l	0.50	0.13
1,1,1-Trichloroethane	ND		ug/l	2.5	0.70
Bromodichloromethane	ND		ug/l	0.50	0.19
trans-1,3-Dichloropropene	ND		ug/l	0.50	0.16
cis-1,3-Dichloropropene	ND		ug/l	0.50	0.14
Bromoform	ND		ug/l	2.0	0.65
1,1,2,2-Tetrachloroethane	ND		ug/l	0.50	0.17
Benzene	ND		ug/l	0.50	0.16
Toluene	ND		ug/l	2.5	0.70
Ethylbenzene	ND		ug/l	2.5	0.70
Chloromethane	ND		ug/l	2.5	0.70
Bromomethane	ND		ug/l	2.5	0.70
Vinyl chloride	ND		ug/l	1.0	0.07
Chloroethane	ND		ug/l	2.5	0.70
1,1-Dichloroethene	ND		ug/l	0.50	0.17
trans-1,2-Dichloroethene	ND		ug/l	2.5	0.70
Trichloroethene	ND		ug/l	0.50	0.18
1,2-Dichlorobenzene	ND		ug/l	2.5	0.70
1,3-Dichlorobenzene	ND		ug/l	2.5	0.70

Project Name: 275 FRANKLIN ST. SITE
Project Number: B0156-021-001-001-00
Lab Number: L2160162
Report Date: 11/11/21

Method Blank Analysis
Batch Quality Control

Analytical Method: 1,8260C
Analytical Date: 11/06/21 18:13
Analyst: MKS

Parameter	Result	Qualifier	Units	RL	MDL
Volatile Organics by GC/MS - Westborough Lab for sample(s): 02-13 Batch: WG1568331-5					
1,4-Dichlorobenzene	ND		ug/l	2.5	0.70
Methyl tert butyl ether	ND		ug/l	2.5	0.70
p/m-Xylene	ND		ug/l	2.5	0.70
o-Xylene	ND		ug/l	2.5	0.70
cis-1,2-Dichloroethene	ND		ug/l	2.5	0.70
Styrene	ND		ug/l	2.5	0.70
Dichlorodifluoromethane	ND		ug/l	5.0	1.0
Acetone	ND		ug/l	5.0	1.5
Carbon disulfide	ND		ug/l	5.0	1.0
2-Butanone	ND		ug/l	5.0	1.9
4-Methyl-2-pentanone	ND		ug/l	5.0	1.0
2-Hexanone	ND		ug/l	5.0	1.0
Bromochloromethane	ND		ug/l	2.5	0.70
1,2-Dibromoethane	ND		ug/l	2.0	0.65
1,2-Dibromo-3-chloropropane	ND		ug/l	2.5	0.70
Isopropylbenzene	ND		ug/l	2.5	0.70
1,2,3-Trichlorobenzene	ND		ug/l	2.5	0.70
1,2,4-Trichlorobenzene	ND		ug/l	2.5	0.70
Methyl Acetate	ND		ug/l	2.0	0.23
Cyclohexane	ND		ug/l	10	0.27
1,4-Dioxane	ND		ug/l	250	61.
Freon-113	ND		ug/l	2.5	0.70
Methyl cyclohexane	ND		ug/l	10	0.40

Project Name: 275 FRANKLIN ST. SITE
Project Number: B0156-021-001-001-00
Lab Number: L2160162
Report Date: 11/11/21

Method Blank Analysis
Batch Quality Control

Analytical Method: 1,8260C
Analytical Date: 11/06/21 18:13
Analyst: MKS

Parameter	Result	Qualifier	Units	RL	MDL
Volatile Organics by GC/MS - Westborough Lab for sample(s): 02-13 Batch: WG1568331-5					

Surrogate	%Recovery	Qualifier	Acceptance Criteria
1,2-Dichloroethane-d4	109		70-130
Toluene-d8	98		70-130
4-Bromofluorobenzene	100		70-130
Dibromofluoromethane	103		70-130

Project Name: 275 FRANKLIN ST. SITE
Project Number: B0156-021-001-001-00
Lab Number: L2160162
Report Date: 11/11/21

Method Blank Analysis
Batch Quality Control

Analytical Method: 1,8260C
Analytical Date: 11/09/21 20:06
Analyst: TMS

Parameter	Result	Qualifier	Units	RL	MDL
Volatile Organics by GC/MS - Westborough Lab for sample(s): 01,10 Batch: WG1569621-5					
Methylene chloride	ND		ug/l	2.5	0.70
1,1-Dichloroethane	ND		ug/l	2.5	0.70
Chloroform	ND		ug/l	2.5	0.70
Carbon tetrachloride	ND		ug/l	0.50	0.13
1,2-Dichloropropane	ND		ug/l	1.0	0.14
Dibromochloromethane	ND		ug/l	0.50	0.15
1,1,2-Trichloroethane	ND		ug/l	1.5	0.50
Tetrachloroethene	ND		ug/l	0.50	0.18
Chlorobenzene	ND		ug/l	2.5	0.70
Trichlorofluoromethane	ND		ug/l	2.5	0.70
1,2-Dichloroethane	ND		ug/l	0.50	0.13
1,1,1-Trichloroethane	ND		ug/l	2.5	0.70
Bromodichloromethane	ND		ug/l	0.50	0.19
trans-1,3-Dichloropropene	ND		ug/l	0.50	0.16
cis-1,3-Dichloropropene	ND		ug/l	0.50	0.14
Bromoform	ND		ug/l	2.0	0.65
1,1,2,2-Tetrachloroethane	ND		ug/l	0.50	0.17
Benzene	ND		ug/l	0.50	0.16
Toluene	ND		ug/l	2.5	0.70
Ethylbenzene	ND		ug/l	2.5	0.70
Chloromethane	ND		ug/l	2.5	0.70
Bromomethane	ND		ug/l	2.5	0.70
Vinyl chloride	ND		ug/l	1.0	0.07
Chloroethane	ND		ug/l	2.5	0.70
1,1-Dichloroethene	ND		ug/l	0.50	0.17
trans-1,2-Dichloroethene	ND		ug/l	2.5	0.70
Trichloroethene	ND		ug/l	0.50	0.18
1,2-Dichlorobenzene	ND		ug/l	2.5	0.70
1,3-Dichlorobenzene	ND		ug/l	2.5	0.70

Project Name: 275 FRANKLIN ST. SITE
Project Number: B0156-021-001-001-00
Lab Number: L2160162
Report Date: 11/11/21

Method Blank Analysis
Batch Quality Control

Analytical Method: 1,8260C
Analytical Date: 11/09/21 20:06
Analyst: TMS

Parameter	Result	Qualifier	Units	RL	MDL
Volatile Organics by GC/MS - Westborough Lab for sample(s): 01,10 Batch: WG1569621-5					
1,4-Dichlorobenzene	ND		ug/l	2.5	0.70
Methyl tert butyl ether	ND		ug/l	2.5	0.70
p/m-Xylene	ND		ug/l	2.5	0.70
o-Xylene	ND		ug/l	2.5	0.70
cis-1,2-Dichloroethene	ND		ug/l	2.5	0.70
Styrene	ND		ug/l	2.5	0.70
Dichlorodifluoromethane	ND		ug/l	5.0	1.0
Acetone	ND		ug/l	5.0	1.5
Carbon disulfide	ND		ug/l	5.0	1.0
2-Butanone	ND		ug/l	5.0	1.9
4-Methyl-2-pentanone	ND		ug/l	5.0	1.0
2-Hexanone	ND		ug/l	5.0	1.0
Bromochloromethane	ND		ug/l	2.5	0.70
1,2-Dibromoethane	ND		ug/l	2.0	0.65
1,2-Dibromo-3-chloropropane	ND		ug/l	2.5	0.70
Isopropylbenzene	ND		ug/l	2.5	0.70
1,2,3-Trichlorobenzene	ND		ug/l	2.5	0.70
1,2,4-Trichlorobenzene	ND		ug/l	2.5	0.70
Methyl Acetate	ND		ug/l	2.0	0.23
Cyclohexane	ND		ug/l	10	0.27
1,4-Dioxane	ND		ug/l	250	61.
Freon-113	ND		ug/l	2.5	0.70
Methyl cyclohexane	ND		ug/l	10	0.40

Project Name: 275 FRANKLIN ST. SITE
Project Number: B0156-021-001-001-00
Lab Number: L2160162
Report Date: 11/11/21

Method Blank Analysis
Batch Quality Control

Analytical Method: 1,8260C
Analytical Date: 11/09/21 20:06
Analyst: TMS

Parameter	Result	Qualifier	Units	RL	MDL
Volatile Organics by GC/MS - Westborough Lab for sample(s): 01,10 Batch: WG1569621-5					

Surrogate	%Recovery	Qualifier	Acceptance Criteria
1,2-Dichloroethane-d4	118		70-130
Toluene-d8	96		70-130
4-Bromofluorobenzene	98		70-130
Dibromofluoromethane	115		70-130

Lab Control Sample Analysis
Batch Quality Control

Project Name: 275 FRANKLIN ST. SITE
Project Number: B0156-021-001-001-00

Lab Number: L2160162
Report Date: 11/11/21

Parameter	LCS %Recovery	Qual	LCSD %Recovery	Qual	%Recovery Limits	RPD	Qual	RPD Limits
Volatile Organics by GC/MS - Westborough Lab Associated sample(s): 01 Batch: WG1568238-3 WG1568238-4								
Methylene chloride	96		100		70-130	4		20
1,1-Dichloroethane	110		110		70-130	0		20
Chloroform	100		100		70-130	0		20
Carbon tetrachloride	95		99		63-132	4		20
1,2-Dichloropropane	100		110		70-130	10		20
Dibromochloromethane	86		93		63-130	8		20
1,1,2-Trichloroethane	88		95		70-130	8		20
Tetrachloroethene	99		100		70-130	1		20
Chlorobenzene	99		100		75-130	1		20
Trichlorofluoromethane	120		120		62-150	0		20
1,2-Dichloroethane	100		110		70-130	10		20
1,1,1-Trichloroethane	100		100		67-130	0		20
Bromodichloromethane	94		97		67-130	3		20
trans-1,3-Dichloropropene	87		93		70-130	7		20
cis-1,3-Dichloropropene	91		97		70-130	6		20
Bromoform	75		83		54-136	10		20
1,1,2,2-Tetrachloroethane	88		97		67-130	10		20
Benzene	100		100		70-130	0		20
Toluene	98		100		70-130	2		20
Ethylbenzene	100		100		70-130	0		20
Chloromethane	100		110		64-130	10		20
Bromomethane	100		110		39-139	10		20
Vinyl chloride	110		110		55-140	0		20

Lab Control Sample Analysis
Batch Quality Control

Project Name: 275 FRANKLIN ST. SITE
Project Number: B0156-021-001-001-00

Lab Number: L2160162
Report Date: 11/11/21

Parameter	LCS %Recovery	Qual	LCSD %Recovery	Qual	%Recovery Limits	RPD	Qual	RPD Limits
Volatile Organics by GC/MS - Westborough Lab Associated sample(s): 01 Batch: WG1568238-3 WG1568238-4								
Chloroethane	120		120		55-138	0		20
1,1-Dichloroethene	110		110		61-145	0		20
trans-1,2-Dichloroethene	100		100		70-130	0		20
Trichloroethene	99		100		70-130	1		20
1,2-Dichlorobenzene	100		100		70-130	0		20
1,3-Dichlorobenzene	99		100		70-130	1		20
1,4-Dichlorobenzene	100		100		70-130	0		20
Methyl tert butyl ether	90		100		63-130	11		20
p/m-Xylene	100		100		70-130	0		20
o-Xylene	100		100		70-130	0		20
cis-1,2-Dichloroethene	97		100		70-130	3		20
Styrene	100		105		70-130	5		20
Dichlorodifluoromethane	100		110		36-147	10		20
Acetone	96		100		58-148	4		20
Carbon disulfide	110		110		51-130	0		20
2-Butanone	94		110		63-138	16		20
4-Methyl-2-pentanone	80		93		59-130	15		20
2-Hexanone	88		100		57-130	13		20
Bromochloromethane	100		110		70-130	10		20
1,2-Dibromoethane	92		100		70-130	8		20
1,2-Dibromo-3-chloropropane	83		92		41-144	10		20
Isopropylbenzene	100		100		70-130	0		20
1,2,3-Trichlorobenzene	94		100		70-130	6		20

Lab Control Sample Analysis
Batch Quality Control

Project Name: 275 FRANKLIN ST. SITE
Project Number: B0156-021-001-001-00

Lab Number: L2160162
Report Date: 11/11/21

Parameter	LCS %Recovery	Qual	LCSD %Recovery	Qual	%Recovery Limits	RPD	Qual	RPD Limits
Volatile Organics by GC/MS - Westborough Lab Associated sample(s): 01 Batch: WG1568238-3 WG1568238-4								
1,2,4-Trichlorobenzene	95		97		70-130	2		20
Methyl Acetate	92		100		70-130	8		20
Cyclohexane	110		120		70-130	9		20
1,4-Dioxane	116		118		56-162	2		20
Freon-113	110		120		70-130	9		20
Methyl cyclohexane	98		100		70-130	2		20

Surrogate	LCS %Recovery	Qual	LCSD %Recovery	Qual	Acceptance Criteria
1,2-Dichloroethane-d4	108		111		70-130
Toluene-d8	96		96		70-130
4-Bromofluorobenzene	96		97		70-130
Dibromofluoromethane	101		102		70-130

Lab Control Sample Analysis
Batch Quality Control

Project Name: 275 FRANKLIN ST. SITE
Project Number: B0156-021-001-001-00

Lab Number: L2160162
Report Date: 11/11/21

Parameter	LCS %Recovery	Qual	LCSD %Recovery	Qual	%Recovery Limits	RPD	Qual	RPD Limits
Volatile Organics by GC/MS - Westborough Lab Associated sample(s): 02-13 Batch: WG1568331-3 WG1568331-4								
Methylene chloride	93		100		70-130	7		20
1,1-Dichloroethane	100		110		70-130	10		20
Chloroform	100		110		70-130	10		20
Carbon tetrachloride	110		110		63-132	0		20
1,2-Dichloropropane	94		99		70-130	5		20
Dibromochloromethane	98		99		63-130	1		20
1,1,2-Trichloroethane	89		93		70-130	4		20
Tetrachloroethene	100		110		70-130	10		20
Chlorobenzene	100		100		75-130	0		20
Trichlorofluoromethane	120		110		62-150	9		20
1,2-Dichloroethane	110		110		70-130	0		20
1,1,1-Trichloroethane	110		120		67-130	9		20
Bromodichloromethane	100		110		67-130	10		20
trans-1,3-Dichloropropene	100		100		70-130	0		20
cis-1,3-Dichloropropene	98		100		70-130	2		20
Bromoform	92		94		54-136	2		20
1,1,2,2-Tetrachloroethane	91		96		67-130	5		20
Benzene	97		100		70-130	3		20
Toluene	96		99		70-130	3		20
Ethylbenzene	100		100		70-130	0		20
Chloromethane	100		110		64-130	10		20
Bromomethane	90		93		39-139	3		20
Vinyl chloride	96		100		55-140	4		20

Lab Control Sample Analysis
Batch Quality Control

Project Name: 275 FRANKLIN ST. SITE
Project Number: B0156-021-001-001-00

Lab Number: L2160162
Report Date: 11/11/21

Parameter	LCS %Recovery	Qual	LCSD %Recovery	Qual	%Recovery Limits	RPD	Qual	RPD Limits
Volatile Organics by GC/MS - Westborough Lab Associated sample(s): 02-13 Batch: WG1568331-3 WG1568331-4								
Chloroethane	98		100		55-138	2		20
1,1-Dichloroethene	93		110		61-145	17		20
trans-1,2-Dichloroethene	100		110		70-130	10		20
Trichloroethene	100		110		70-130	10		20
1,2-Dichlorobenzene	100		100		70-130	0		20
1,3-Dichlorobenzene	100		100		70-130	0		20
1,4-Dichlorobenzene	100		100		70-130	0		20
Methyl tert butyl ether	95		100		63-130	5		20
p/m-Xylene	105		105		70-130	0		20
o-Xylene	100		105		70-130	5		20
cis-1,2-Dichloroethene	110		110		70-130	0		20
Styrene	105		105		70-130	0		20
Dichlorodifluoromethane	120		120		36-147	0		20
Acetone	83		89		58-148	7		20
Carbon disulfide	100		100		51-130	0		20
2-Butanone	89		99		63-138	11		20
4-Methyl-2-pentanone	81		84		59-130	4		20
2-Hexanone	75		78		57-130	4		20
Bromochloromethane	110		120		70-130	9		20
1,2-Dibromoethane	94		94		70-130	0		20
1,2-Dibromo-3-chloropropane	87		100		41-144	14		20
Isopropylbenzene	100		100		70-130	0		20
1,2,3-Trichlorobenzene	98		100		70-130	2		20

Lab Control Sample Analysis

Batch Quality Control

Project Name: 275 FRANKLIN ST. SITE

Project Number: B0156-021-001-001-00

Lab Number: L2160162

Report Date: 11/11/21

Parameter	LCS %Recovery	Qual	LCSD %Recovery	Qual	%Recovery Limits	RPD	Qual	RPD Limits
Volatile Organics by GC/MS - Westborough Lab Associated sample(s): 02-13 Batch: WG1568331-3 WG1568331-4								
1,2,4-Trichlorobenzene	100		100		70-130	0		20
Methyl Acetate	77		96		70-130	**22**	Q	20
Cyclohexane	98		100		70-130	2		20
1,4-Dioxane	88		96		56-162	9		20
Freon-113	110		110		70-130	0		20
Methyl cyclohexane	91		100		70-130	9		20

Surrogate	LCS %Recovery	Qual	LCSD %Recovery	Qual	Acceptance Criteria
1,2-Dichloroethane-d4	106		113		70-130
Toluene-d8	99		96		70-130
4-Bromofluorobenzene	100		100		70-130
Dibromofluoromethane	108		105		70-130

Lab Control Sample Analysis
Batch Quality Control

Project Name: 275 FRANKLIN ST. SITE
Project Number: B0156-021-001-001-00

Lab Number: L2160162
Report Date: 11/11/21

Parameter	LCS %Recovery	Qual	LCSD %Recovery	Qual	%Recovery Limits	RPD	Qual	RPD Limits
Volatile Organics by GC/MS - Westborough Lab Associated sample(s): 01,10 Batch: WG1569621-3 WG1569621-4								
Methylene chloride	94		97		70-130	3		20
1,1-Dichloroethane	110		110		70-130	0		20
Chloroform	99		100		70-130	1		20
Carbon tetrachloride	90		95		63-132	5		20
1,2-Dichloropropane	100		100		70-130	0		20
Dibromochloromethane	91		96		63-130	5		20
1,1,2-Trichloroethane	90		97		70-130	7		20
Tetrachloroethene	99		100		70-130	1		20
Chlorobenzene	98		98		75-130	0		20
Trichlorofluoromethane	110		110		62-150	0		20
1,2-Dichloroethane	100		110		70-130	10		20
1,1,1-Trichloroethane	99		100		67-130	1		20
Bromodichloromethane	92		95		67-130	3		20
trans-1,3-Dichloropropene	89		94		70-130	5		20
cis-1,3-Dichloropropene	90		95		70-130	5		20
Bromoform	79		84		54-136	6		20
1,1,2,2-Tetrachloroethane	92		98		67-130	6		20
Benzene	99		100		70-130	1		20
Toluene	97		98		70-130	1		20
Ethylbenzene	99		100		70-130	1		20
Chloromethane	94		97		64-130	3		20
Bromomethane	63		64		39-139	2		20
Vinyl chloride	100		100		55-140	0		20

Lab Control Sample Analysis

Batch Quality Control

Project Name: 275 FRANKLIN ST. SITE

Project Number: B0156-021-001-001-00

Lab Number: L2160162

Report Date: 11/11/21

Parameter	LCS %Recovery	Qual	LCSD %Recovery	Qual	%Recovery Limits	RPD	Qual	RPD Limits
Volatile Organics by GC/MS - Westborough Lab Associated sample(s): 01,10 Batch: WG1569621-3 WG1569621-4								
Chloroethane	120		120		55-138	0		20
1,1-Dichloroethene	100		100		61-145	0		20
trans-1,2-Dichloroethene	99		99		70-130	0		20
Trichloroethene	98		100		70-130	2		20
1,2-Dichlorobenzene	98		100		70-130	2		20
1,3-Dichlorobenzene	99		100		70-130	1		20
1,4-Dichlorobenzene	98		100		70-130	2		20
Methyl tert butyl ether	95		100		63-130	5		20
p/m-Xylene	100		100		70-130	0		20
o-Xylene	100		100		70-130	0		20
cis-1,2-Dichloroethene	97		97		70-130	0		20
Styrene	100		105		70-130	5		20
Dichlorodifluoromethane	93		96		36-147	3		20
Acetone	**150**	Q	**160**	Q	58-148	6		20
Carbon disulfide	110		110		51-130	0		20
2-Butanone	110		130		63-138	17		20
4-Methyl-2-pentanone	89		97		59-130	9		20
2-Hexanone	110		120		57-130	9		20
Bromochloromethane	99		100		70-130	1		20
1,2-Dibromoethane	94		100		70-130	6		20
1,2-Dibromo-3-chloropropane	84		98		41-144	15		20
Isopropylbenzene	100		100		70-130	0		20
1,2,3-Trichlorobenzene	93		99		70-130	6		20

Lab Control Sample Analysis
Batch Quality Control

Project Name: 275 FRANKLIN ST. SITE
Project Number: B0156-021-001-001-00

Lab Number: L2160162
Report Date: 11/11/21

Parameter	LCS %Recovery	Qual	LCSD %Recovery	Qual	%Recovery Limits	RPD	Qual	RPD Limits
Volatile Organics by GC/MS - Westborough Lab Associated sample(s): 01,10 Batch: WG1569621-3 WG1569621-4								
1,2,4-Trichlorobenzene	95		98		70-130	3		20
Methyl Acetate	97		100		70-130	3		20
Cyclohexane	110		110		70-130	0		20
1,4-Dioxane	148		156		56-162	5		20
Freon-113	110		110		70-130	0		20
Methyl cyclohexane	95		97		70-130	2		20

Surrogate	LCS %Recovery	Qual	LCSD %Recovery	Qual	Acceptance Criteria
1,2-Dichloroethane-d4	113		115		70-130
Toluene-d8	99		100		70-130
4-Bromofluorobenzene	98		97		70-130
Dibromofluoromethane	103		103		70-130

Matrix Spike Analysis

Batch Quality Control

Project Name: 275 FRANKLIN ST. SITE

Project Number: B0156-021-001-001-00

Lab Number: L2160162

Report Date: 11/11/21

Parameter	Native Sample	MS Added	MS Found	MS %Recovery	Qual	MSD Found	MSD %Recovery	Qual	Recovery Limits	RPD	Qual	RPD Limits
Volatile Organics by GC/MS - Westborough Lab Associated sample(s): 01,10 QC Batch ID: WG1569621-6 WG1569621-7 QC Sample: L2160162-10 Client ID: MW-24S												
Methylene chloride	ND	100	100	100		97	97		70-130	3		20
1,1-Dichloroethane	ND	100	110	110		110	110		70-130	0		20
Chloroform	ND	100	110	110		100	100		70-130	10		20
Carbon tetrachloride	ND	100	99	99		95	95		63-132	4		20
1,2-Dichloropropane	ND	100	110	110		100	100		70-130	10		20
Dibromochloromethane	ND	100	100	100		96	96		63-130	4		20
1,1,2-Trichloroethane	ND	100	100	100		99	99		70-130	1		20
Tetrachloroethene	3800E	100	3700E	**0**	Q	3800E	**0**	Q	70-130	3		20
Chlorobenzene	ND	100	100	100		100	100		75-130	0		20
Trichlorofluoromethane	ND	100	120	120		110	110		62-150	9		20
1,2-Dichloroethane	ND	100	110	110		110	110		70-130	0		20
1,1,1-Trichloroethane	ND	100	110	110		100	100		67-130	10		20
Bromodichloromethane	ND	100	99	99		94	94		67-130	5		20
trans-1,3-Dichloropropene	ND	100	96	96		94	94		70-130	2		20
cis-1,3-Dichloropropene	ND	100	94	94		90	90		70-130	4		20
Bromoform	ND	100	87	87		85	85		54-136	2		20
1,1,2,2-Tetrachloroethane	ND	100	99	99		98	98		67-130	1		20
Benzene	ND	100	110	110		100	100		70-130	10		20
Toluene	ND	100	100	100		100	100		70-130	0		20
Ethylbenzene	ND	100	110	110		100	100		70-130	10		20
Chloromethane	ND	100	100	100		100	100		64-130	0		20
Bromomethane	ND	100	54	54		66	66		39-139	20		20
Vinyl chloride	ND	100	110	110		110	110		55-140	0		20

Matrix Spike Analysis

Batch Quality Control

Project Name: 275 FRANKLIN ST. SITE

Project Number: B0156-021-001-001-00

Lab Number: L2160162

Report Date: 11/11/21

Parameter	Native Sample	MS Added	MS Found	MS %Recovery	Qual	MSD Found	MSD %Recovery	Qual	Recovery Limits	RPD	Qual	RPD Limits
Volatile Organics by GC/MS - Westborough Lab Associated sample(s): 01,10 QC Batch ID: WG1569621-6 WG1569621-7 QC Sample: L2160162-10 Client ID: MW-24S												
Chloroethane	ND	100	130	130		120	120		55-138	8		20
1,1-Dichloroethene	ND	100	110	110		110	110		61-145	0		20
trans-1,2-Dichloroethene	ND	100	100	100		100	100		70-130	0		20
Trichloroethene	6.0	100	110	104		110	104		70-130	0		20
1,2-Dichlorobenzene	ND	100	100	100		100	100		70-130	0		20
1,3-Dichlorobenzene	ND	100	100	100		99	99		70-130	1		20
1,4-Dichlorobenzene	ND	100	100	100		100	100		70-130	0		20
Methyl tert butyl ether	ND	100	100	100		97	97		63-130	3		20
p/m-Xylene	ND	200	210	105		200	100		70-130	5		20
o-Xylene	ND	200	210	105		200	100		70-130	5		20
cis-1,2-Dichloroethene	7.6J	100	110	110		110	110		70-130	0		20
Styrene	ND	200	180	90		200	100		70-130	11		20
Dichlorodifluoromethane	ND	100	100	100		88	88		36-147	13		20
Acetone	ND	100	110	110		100	100		58-148	10		20
Carbon disulfide	ND	100	110	110		110	110		51-130	0		20
2-Butanone	ND	100	100	100		100	100		63-138	0		20
4-Methyl-2-pentanone	ND	100	110	110		110	110		59-130	0		20
2-Hexanone	ND	100	100	100		100	100		57-130	0		20
Bromochloromethane	ND	100	100	100		100	100		70-130	0		20
1,2-Dibromoethane	ND	100	100	100		100	100		70-130	0		20
1,2-Dibromo-3-chloropropane	ND	100	90	90		89	89		41-144	1		20
Isopropylbenzene	ND	100	110	110		100	100		70-130	10		20
1,2,3-Trichlorobenzene	ND	100	93	93		92	92		70-130	1		20

Matrix Spike Analysis

Batch Quality Control

Project Name: 275 FRANKLIN ST. SITE

Project Number: B0156-021-001-001-00

Lab Number: L2160162

Report Date: 11/11/21

Parameter	Native Sample	MS Added	MS Found	MS %Recovery	Qual	MSD Found	MSD %Recovery	Qual	Recovery Limits	RPD	Qual	RPD Limits
Volatile Organics by GC/MS - Westborough Lab Associated sample(s): 01,10 QC Batch ID: WG1569621-6 WG1569621-7 QC Sample: L2160162-10 Client ID: MW-24S												
1,2,4-Trichlorobenzene	ND	100	93	93		92	92		70-130	1		20
Methyl Acetate	ND	100	99	99		99	99		70-130	0		20
Cyclohexane	ND	100	120	120		110	110		70-130	9		20
1,4-Dioxane	ND	5000	5400	108		5000	100		56-162	8		20
Freon-113	ND	100	120	120		110	110		70-130	9		20
Methyl cyclohexane	ND	100	100	100		96J	96		70-130	4		20

Surrogate	MS % Recovery	MS Qualifier	MSD % Recovery	MSD Qualifier	Acceptance Criteria
1,2-Dichloroethane-d4	109		111		70-130
4-Bromofluorobenzene	97		97		70-130
Dibromofluoromethane	101		100		70-130
Toluene-d8	100		100		70-130

Project Name: 275 FRANKLIN ST. SITE
Project Number: B0156-021-001-001-00

Lab Number: L2160162
Report Date: 11/11/21

Sample Receipt and Container Information

Were project specific reporting limits specified? YES

Cooler Information

Cooler	Custody Seal
A	Absent

Container Information

Container ID	Container Type	Cooler	Initial pH	Final pH	Temp deg C	Pres	Seal	Frozen Date/Time	Analysis(*)
L2160162-01A	Vial HCl preserved	A	NA		4.2	Y	Absent		NYTCL-8260-R2(14)
L2160162-01B	Vial HCl preserved	A	NA		4.2	Y	Absent		NYTCL-8260-R2(14)
L2160162-01C	Vial HCl preserved	A	NA		4.2	Y	Absent		NYTCL-8260-R2(14)
L2160162-02A	Vial HCl preserved	A	NA		4.2	Y	Absent		NYTCL-8260-R2(14)
L2160162-02B	Vial HCl preserved	A	NA		4.2	Y	Absent		NYTCL-8260-R2(14)
L2160162-02C	Vial HCl preserved	A	NA		4.2	Y	Absent		NYTCL-8260-R2(14)
L2160162-03A	Vial HCl preserved	A	NA		4.2	Y	Absent		NYTCL-8260-R2(14)
L2160162-03B	Vial HCl preserved	A	NA		4.2	Y	Absent		NYTCL-8260-R2(14)
L2160162-03C	Vial HCl preserved	A	NA		4.2	Y	Absent		NYTCL-8260-R2(14)
L2160162-04A	Vial HCl preserved	A	NA		4.2	Y	Absent		NYTCL-8260-R2(14)
L2160162-04B	Vial HCl preserved	A	NA		4.2	Y	Absent		NYTCL-8260-R2(14)
L2160162-04C	Vial HCl preserved	A	NA		4.2	Y	Absent		NYTCL-8260-R2(14)
L2160162-05A	Vial HCl preserved	A	NA		4.2	Y	Absent		NYTCL-8260-R2(14)
L2160162-05B	Vial HCl preserved	A	NA		4.2	Y	Absent		NYTCL-8260-R2(14)
L2160162-05C	Vial HCl preserved	A	NA		4.2	Y	Absent		NYTCL-8260-R2(14)
L2160162-06A	Vial HCl preserved	A	NA		4.2	Y	Absent		NYTCL-8260-R2(14)
L2160162-06B	Vial HCl preserved	A	NA		4.2	Y	Absent		NYTCL-8260-R2(14)
L2160162-06C	Vial HCl preserved	A	NA		4.2	Y	Absent		NYTCL-8260-R2(14)
L2160162-07A	Vial HCl preserved	A	NA		4.2	Y	Absent		NYTCL-8260-R2(14)
L2160162-07B	Vial HCl preserved	A	NA		4.2	Y	Absent		NYTCL-8260-R2(14)
L2160162-07C	Vial HCl preserved	A	NA		4.2	Y	Absent		NYTCL-8260-R2(14)
L2160162-08A	Vial HCl preserved	A	NA		4.2	Y	Absent		NYTCL-8260-R2(14)
L2160162-08B	Vial HCl preserved	A	NA		4.2	Y	Absent		NYTCL-8260-R2(14)

*Values in parentheses indicate holding time in days

Project Name: 275 FRANKLIN ST. SITE
Project Number: B0156-021-001-001-00

Lab Number: L2160162
Report Date: 11/11/21

Container Information

Container ID	Container Type	Cooler	Initial pH	Final pH	Temp deg C	Pres	Seal	Frozen Date/Time	Analysis(*)
L2160162-08C	Vial HCl preserved	A	NA		4.2	Y	Absent		NYTCL-8260-R2(14)
L2160162-09A	Vial HCl preserved	A	NA		4.2	Y	Absent		NYTCL-8260-R2(14)
L2160162-09B	Vial HCl preserved	A	NA		4.2	Y	Absent		NYTCL-8260-R2(14)
L2160162-09C	Vial HCl preserved	A	NA		4.2	Y	Absent		NYTCL-8260-R2(14)
L2160162-10A	Vial HCl preserved	A	NA		4.2	Y	Absent		NYTCL-8260-R2(14)
L2160162-10A1	Vial HCl preserved	A	NA		4.2	Y	Absent		NYTCL-8260-R2(14)
L2160162-10A2	Vial HCl preserved	A	NA		4.2	Y	Absent		NYTCL-8260-R2(14)
L2160162-10B	Vial HCl preserved	A	NA		4.2	Y	Absent		NYTCL-8260-R2(14)
L2160162-10B1	Vial HCl preserved	A	NA		4.2	Y	Absent		NYTCL-8260-R2(14)
L2160162-10B2	Vial HCl preserved	A	NA		4.2	Y	Absent		NYTCL-8260-R2(14)
L2160162-10C	Vial HCl preserved	A	NA		4.2	Y	Absent		NYTCL-8260-R2(14)
L2160162-10C1	Vial HCl preserved	A	NA		4.2	Y	Absent		NYTCL-8260-R2(14)
L2160162-10C2	Vial HCl preserved	A	NA		4.2	Y	Absent		NYTCL-8260-R2(14)
L2160162-11A	Vial HCl preserved	A	NA		4.2	Y	Absent		NYTCL-8260-R2(14)
L2160162-11B	Vial HCl preserved	A	NA		4.2	Y	Absent		NYTCL-8260-R2(14)
L2160162-11C	Vial HCl preserved	A	NA		4.2	Y	Absent		NYTCL-8260-R2(14)
L2160162-12A	Vial HCl preserved	A	NA		4.2	Y	Absent		NYTCL-8260-R2(14)
L2160162-12B	Vial HCl preserved	A	NA		4.2	Y	Absent		NYTCL-8260-R2(14)
L2160162-12C	Vial HCl preserved	A	NA		4.2	Y	Absent		NYTCL-8260-R2(14)
L2160162-13A	Vial HCl preserved	A	NA		4.2	Y	Absent		NYTCL-8260-R2(14)
L2160162-13B	Vial HCl preserved	A	NA		4.2	Y	Absent		NYTCL-8260-R2(14)

*Values in parentheses indicate holding time in days

Project Name:	275 FRANKLIN ST. SITE	**Lab Number:**	L2160162
Project Number:	B0156-021-001-001-00	**Report Date:**	11/11/21

GLOSSARY

Acronyms

DL - Detection Limit: This value represents the level to which target analyte concentrations are reported as estimated values, when those target analyte concentrations are quantified below the limit of quantitation (LOQ). The DL includes any adjustments from dilutions, concentrations or moisture content, where applicable. (DoD report formats only.)

EDL - Estimated Detection Limit: This value represents the level to which target analyte concentrations are reported as estimated values, when those target analyte concentrations are quantified below the reporting limit (RL). The EDL includes any adjustments from dilutions, concentrations or moisture content, where applicable. The use of EDLs is specific to the analysis of PAHs using Solid-Phase Microextraction (SPME).

EMPC - Estimated Maximum Possible Concentration: The concentration that results from the signal present at the retention time of an analyte when the ions meet all of the identification criteria except the ion abundance ratio criteria. An EMPC is a worst-case estimate of the concentration.

EPA - Environmental Protection Agency.

LCS - Laboratory Control Sample: A sample matrix, free from the analytes of interest, spiked with verified known amounts of analytes or a material containing known and verified amounts of analytes.

LCSD - Laboratory Control Sample Duplicate: Refer to LCS.

LFB - Laboratory Fortified Blank: A sample matrix, free from the analytes of interest, spiked with verified known amounts of analytes or a material containing known and verified amounts of analytes.

LOD - Limit of Detection: This value represents the level to which a target analyte can reliably be detected for a specific analyte in a specific matrix by a specific method. The LOD includes any adjustments from dilutions, concentrations or moisture content, where applicable. (DoD report formats only.)

LOQ - Limit of Quantitation: The value at which an instrument can accurately measure an analyte at a specific concentration. The LOQ includes any adjustments from dilutions, concentrations or moisture content, where applicable. (DoD report formats only.)

Limit of Quantitation: The value at which an instrument can accurately measure an analyte at a specific concentration. The LOQ includes any adjustments from dilutions, concentrations or moisture content, where applicable. (DoD report formats only.)

MDL - Method Detection Limit: This value represents the level to which target analyte concentrations are reported as estimated values, when those target analyte concentrations are quantified below the reporting limit (RL). The MDL includes any adjustments from dilutions, concentrations or moisture content, where applicable.

MS - Matrix Spike Sample: A sample prepared by adding a known mass of target analyte to a specified amount of matrix sample for which an independent estimate of target analyte concentration is available. For Method 332.0, the spike recovery is calculated using the native concentration, including estimated values.

MSD - Matrix Spike Sample Duplicate: Refer to MS.

NA - Not Applicable.

NC - Not Calculated: Term is utilized when one or more of the results utilized in the calculation are non-detect at the parameter's reporting unit.

NDPA/DPA - N-Nitrosodiphenylamine/Diphenylamine.

NI - Not Ignitable.

NP - Non-Plastic: Term is utilized for the analysis of Atterberg Limits in soil.

NR - No Results: Term is utilized when 'No Target Compounds Requested' is reported for the analysis of Volatile or Semivolatile Organic TIC only requests.

RL - Reporting Limit: The value at which an instrument can accurately measure an analyte at a specific concentration. The RL includes any adjustments from dilutions, concentrations or moisture content, where applicable.

RPD - Relative Percent Difference: The results from matrix and/or matrix spike duplicates are primarily designed to assess the precision of analytical results in a given matrix and are expressed as relative percent difference (RPD). Values which are less than five times the reporting limit for any individual parameter are evaluated by utilizing the absolute difference between the values; although the RPD value will be provided in the report.

SRM - Standard Reference Material: A reference sample of a known or certified value that is of the same or similar matrix as the associated field samples.

STLP - Semi-dynamic Tank Leaching Procedure per EPA Method 1315.

TEF - Toxic Equivalency Factors: The values assigned to each dioxin and furan to evaluate their toxicity relative to 2,3,7,8-TCDD.

TEQ - Toxic Equivalent: The measure of a sample's toxicity derived by multiplying each dioxin and furan by its corresponding TEF and then summing the resulting values.

TIC - Tentatively Identified Compound: A compound that has been identified to be present and is not part of the target compound list (TCL) for the method and/or program. All TICs are qualitatively identified and reported as estimated concentrations.

Report Format: DU Report with 'J' Qualifiers

Project Name:	275 FRANKLIN ST. SITE	**Lab Number:**	L2160162
Project Number:	B0156-021-001-001-00	**Report Date:**	11/11/21

Footnotes

1 - The reference for this analyte should be considered modified since this analyte is absent from the target analyte list of the original method.

Terms

Analytical Method: Both the document from which the method originates and the analytical reference method. (Example: EPA 8260B is shown as 1,8260B.) The codes for the reference method documents are provided in the References section of the Addendum.

Difference: With respect to Total Oxidizable Precursor (TOP) Assay analysis, the difference is defined as the Post-Treatment value minus the Pre-Treatment value.

Final pH: As it pertains to Sample Receipt & Container Information section of the report, Final pH reflects pH of container determined after adjustment at the laboratory, if applicable. If no adjustment required, value reflects Initial pH.

Frozen Date/Time: With respect to Volatile Organics in soil, Frozen Date/Time reflects the date/time at which associated Reagent Water-preserved vials were initially frozen. Note: If frozen date/time is beyond 48 hours from sample collection, value will be reflected in 'bold'.

Initial pH: As it pertains to Sample Receipt & Container Information section of the report, Initial pH reflects pH of container determined upon receipt, if applicable.

PAH Total: With respect to Alkylated PAH analyses, the 'PAHs, Total' result is defined as the summation of results for all or a subset of the following compounds: Naphthalene, C1-C4 Naphthalenes, 2-Methylnaphthalene, 1-Methylnaphthalene, Biphenyl, Acenaphthylene, Acenaphthene, Fluorene, C1-C3 Fluorenes, Phenanthrene, C1-C4 Phenanthrenes/Anthracenes, Anthracene, Fluoranthene, Pyrene, C1-C4 Fluoranthenes/Pyrenes, Benz(a)anthracene, Chrysene, C1-C4 Chrysenes, Benzo(b)fluoranthene, Benzo(j)+(k)fluoranthene, Benzo(e)pyrene, Benzo(a)pyrene, Perylene, Indeno(1,2,3-cd)pyrene, Dibenz(ah)+(ac)anthracene, Benzo(g,h,i)perylene. If a 'Total' result is requested, the results of its individual components will also be reported.

PFAS Total: With respect to PFAS analyses, the 'PFAS, Total (5)' result is defined as the summation of results for: PFHpA, PFHxS, PFOA, PFNA and PFOS. In addition, the 'PFAS, Total (6)' result is defined as the summation of results for: PFHpA, PFHxS, PFOA, PFNA, PFDA and PFOS. For MassDEP DW compliance analysis only, the 'PFAS, Total (6)' result is defined as the summation of results at or above the RL. Note: If a 'Total' result is requested, the results of its individual components will also be reported.

The target compound Chlordane (CAS No. 57-74-9) is reported for GC ECD analyses. Per EPA,this compound "refers to a mixture of chlordane isomers, other chlorinated hydrocarbons and numerous other components." (Reference: USEPA Toxicological Review of Chlordane, In Support of Summary Information on the Integrated Risk Information System (IRIS), December 1997.)

Total: With respect to Organic analyses, a 'Total' result is defined as the summation of results for individual isomers or Aroclors. If a 'Total' result is requested, the results of its individual components will also be reported. This is applicable to 'Total' results for methods 8260, 8081 and 8082.

Data Qualifiers

A - Spectra identified as "Aldol Condensates" are byproducts of the extraction/concentration procedures when acetone is introduced in the process.

B - The analyte was detected above the reporting limit in the associated method blank. Flag only applies to associated field samples that have detectable concentrations of the analyte at less than ten times (10x) the concentration found in the blank. For MCP-related projects, flag only applies to associated field samples that have detectable concentrations of the analyte at less than ten times (10x) the concentration found in the blank. For DOD-related projects, flag only applies to associated field samples that have detectable concentrations of the analyte at less than ten times (10x) the concentration found in the blank AND the analyte was detected above one-half the reporting limit (or above the reporting limit for common lab contaminants) in the associated method blank. For NJ-Air-related projects, flag only applies to associated field samples that have detectable concentrations of the analyte above the reporting limit. For NJ-related projects (excluding Air), flag only applies to associated field samples that have detectable concentrations of the analyte, which was detected above the reporting limit in the associated method blank or above five times the reporting limit for common lab contaminants (Phthalates, Acetone, Methylene Chloride, 2-Butanone).

C - Co-elution: The target analyte co-elutes with a known lab standard (i.e. surrogate, internal standards, etc.) for co-extracted analyses.

D - Concentration of analyte was quantified from diluted analysis. Flag only applies to field samples that have detectable concentrations of the analyte.

E - Concentration of analyte exceeds the range of the calibration curve and/or linear range of the instrument.

F - The ratio of quantifier ion response to qualifier ion response falls outside of the laboratory criteria. Results are considered to be an estimated maximum concentration.

G - The concentration may be biased high due to matrix interferences (i.e, co-elution) with non-target compound(s). The result should be considered estimated.

H - The analysis of pH was performed beyond the regulatory-required holding time of 15 minutes from the time of sample collection.

I - The lower value for the two columns has been reported due to obvious interference.

J - Estimated value. The Target analyte concentration is below the quantitation limit (RL), but above the Method Detection Limit (MDL) or Estimated Detection Limit (EDL) for SPME-related analyses. This represents an estimated concentration for Tentatively Identified Compounds (TICs).

M - Reporting Limit (RL) exceeds the MCP CAM Reporting Limit for this analyte.

ND - Not detected at the method detection limit (MDL) for the sample, or estimated detection limit (EDL) for SPME-related analyses.

Report Format: DU Report with 'J' Qualifiers

Project Name:	275 FRANKLIN ST. SITE	**Lab Number:**	L2160162
Project Number:	B0156-021-001-001-00	**Report Date:**	11/11/21

Data Qualifiers

NJ - Presumptive evidence of compound. This represents an estimated concentration for Tentatively Identified Compounds (TICs), where the identification is based on a mass spectral library search.

P - The RPD between the results for the two columns exceeds the method-specified criteria.

Q - The quality control sample exceeds the associated acceptance criteria. For DOD-related projects, LCS and/or Continuing Calibration Standard exceedences are also qualified on all associated sample results. Note: This flag is not applicable for matrix spike recoveries when the sample concentration is greater than 4x the spike added or for batch duplicate RPD when the sample concentrations are less than 5x the RL. (Metals only.)

R - Analytical results are from sample re-analysis.

RE - Analytical results are from sample re-extraction.

S - Analytical results are from modified screening analysis.

V - The surrogate associated with this target analyte has a recovery outside the QC acceptance limits. (Applicable to MassDEP DW Compliance samples only.)

Z - The batch matrix spike and/or duplicate associated with this target analyte has a recovery/RPD outside the QC acceptance limits. (Applicable to MassDEP DW Compliance samples only.)

Project Name:	275 FRANKLIN ST. SITE	**Lab Number:**	L2160162
Project Number:	B0156-021-001-001-00	**Report Date:**	11/11/21

REFERENCES

1 Test Methods for Evaluating Solid Waste: Physical/Chemical Methods. EPA SW-846. Third Edition. Updates I - VI, 2018.

LIMITATION OF LIABILITIES

Alpha Analytical performs services with reasonable care and diligence normal to the analytical testing laboratory industry. In the event of an error, the sole and exclusive responsibility of Alpha Analytical shall be to re-perform the work at it's own expense. In no event shall Alpha Analytical be held liable for any incidental, consequential or special damages, including but not limited to, damages in any way connected with the use of, interpretation of, information or analysis provided by Alpha Analytical.

We strongly urge our clients to comply with EPA protocol regarding sample volume, preservation, cooling, containers, sampling procedures, holding time and splitting of samples in the field.

Certification Information

The following analytes are not included in our Primary NELAP Scope of Accreditation:

Westborough Facility
EPA 624/624.1: m/p-xylene, o-xylene, Naphthalene
EPA 625/625.1: alpha-Terpineol
EPA 8260C/8260D: NPW: 1,2,4,5-Tetramethylbenzene; 4-Ethyltoluene, Azobenzene; SCM: Iodomethane (methyl iodide), 1,2,4,5-Tetramethylbenzene; 4-Ethyltoluene.
EPA 8270D/8270E: NPW: Dimethylnaphthalene,1,4-Diphenylhydrazine, alpha-Terpineol; SCM: Dimethylnaphthalene,1,4-Diphenylhydrazine.
SM4500: NPW: Amenable Cyanide; SCM: Total Phosphorus, TKN, NO2, NO3.

Mansfield Facility
SM 2540D: TSS
EPA 8082A: NPW: PCB: 1, 5, 31, 87,101, 110, 141, 151, 153, 180, 183, 187.
EPA TO-15: Halothane, 2,4,4-Trimethyl-2-pentene, 2,4,4-Trimethyl-1-pentene, Thiophene, 2-Methylthiophene, 3-Methylthiophene, 2-Ethylthiophene, 1,2,3-Trimethylbenzene, Indan, Indene, 1,2,4,5-Tetramethylbenzene, Benzothiophene, 1-Methylnaphthalene.
Biological Tissue Matrix: EPA 3050B

The following analytes are included in our Massachusetts DEP Scope of Accreditation

Westborough Facility:

Drinking Water
EPA 300.0: Chloride, Nitrate-N, Fluoride, Sulfate; **EPA 353.2**: Nitrate-N, Nitrite-N; **SM4500NO3-F**: Nitrate-N, Nitrite-N; **SM4500F-C, SM4500CN-CE, EPA 180.1, SM2130B, SM4500Cl-D, SM2320B, SM2540C, SM4500H-B, SM4500NO2-B**
EPA 332: Perchlorate; **EPA 524.2:** THMs and VOCs; **EPA 504.1:** EDB, DBCP.
Microbiology: **SM9215B; SM9223-P/A, SM9223B-Colilert-QT,SM9222D**.

Non-Potable Water
SM4500H,B, EPA 120.1, SM2510B, SM2540C, SM2320B, SM4500CL-E, SM4500F-BC, SM4500NH3-BH: Ammonia-N and Kjeldahl-N, **EPA 350.1**: Ammonia-N, **LACHAT 10-107-06-1-B**: Ammonia-N, **EPA 351.1, SM4500NO3-F, EPA 353.2**: Nitrate-N, **SM4500P-E, SM4500P-B, E, SM4500SO4-E, SM5220D, EPA 410.4, SM5210B, SM5310C, SM4500CL-D, EPA 1664, EPA 420.1, SM4500-CN-CE, SM2540D, EPA 300: Chloride, Sulfate, Nitrate.**
EPA 624.1: Volatile Halocarbons & Aromatics,
EPA 608.3: Chlordane, Toxaphene, Aldrin, alpha-BHC, beta-BHC, gamma-BHC, delta-BHC, Dieldrin, DDD, DDE, DDT, Endosulfan I, Endosulfan II, Endosulfan sulfate, Endrin, Endrin Aldehyde, Heptachlor, Heptachlor Epoxide, PCBs
EPA 625.1: SVOC (Acid/Base/Neutral Extractables), **EPA 600/4-81-045**: PCB-Oil.
Microbiology: **SM9223B-Colilert-QT; Enterolert-QT, SM9221E, EPA 1600, EPA 1603, SM9222D.**

Mansfield Facility:

Drinking Water
EPA 200.7: Al, Ba, Cd, Cr, Cu, Fe, Mn, Ni, Na, Ag, Ca, Zn. **EPA 200.8:** Al, Sb, As, Ba, Be, Cd, Cr, Cu, Pb, Mn, Ni, Se, Ag, TL, Zn. **EPA 245.1** Hg.
EPA 522, EPA 537.1.

Non-Potable Water
EPA 200.7: Al, Sb, As, Be, Cd, Ca, Cr, Co, Cu, Fe, Pb, Mg, Mn, Mo, Ni, K, Se, Ag, Na, Sr, TL, Ti, V, Zn.
EPA 200.8: Al, Sb, As, Be, Cd, Cr, Cu, Fe, Pb, Mn, Ni, K, Se, Ag, Na, TL, Zn.
EPA 245.1 Hg.
SM2340B

For a complete listing of analytes and methods, please contact your Alpha Project Manager.

ALPHA ANALYTICAL

Westborough, MA 01581
8 Walkup Dr.
TEL: 508-898-9220
FAX: 508-898-9193

Mansfield, MA 02048
320 Forbes Blvd
TEL: 508-822-9300
FAX: 508-822-3288

NEW YORK CHAIN OF CUSTODY

Service Centers
Mahwah, NJ 07430: 35 Whitney Rd, Suite 5
Albany, NY 12205: 14 Walker Way
Tonawanda, NY 14150: 275 Cooper Ave, Suite 105

Page 1 of #2

Date Rec'd in Lab: 11/3/21

ALPHA Job #: L2160162

Client Information
Client: Benchmark Env. Eng
Address: 2558 Hamburg Trpk
Phone: (716) 856-0599
Fax: (716) 856-0583
Email: Lriker@bm-tk.com

Project Information
Project Name: 275 Franklin St. Site
Project Location: Buffalo NY
Project #: B0156-021-001-001-001
(Use Project name as Project #) ☐
Project Manager:
ALPHAQuote #:

Turn-Around Time
Standard ☒ Due Date:
Rush (only if pre approved) ☐ # of Days:

Deliverables
☐ ASP-A ☐ ASP-B
☐ EQuIS (1 File) ☐ EQuIS (4 File)
☐ Other

Regulatory Requirement
☐ NY TOGS ☐ NY Part 375
☐ AWQ Standards ☐ NY CP-51
☐ NY Restricted Use ☐ Other
☐ NY Unrestricted Use
☐ NYC Sewer Discharge

Billing Information
☐ Same as Client Info
PO #

Disposal Site Information
Please identify below location of applicable disposal facilities.
Disposal Facility:
☐ NJ ☐ NY
☐ Other:

These samples have been previously analyzed by Alpha ☐

Other project specific requirements/comments:
CAT B

Please specify Metals or TAL.

ANALYSIS
TCL VOCs 8260

Sample Filtration
☐ Done
☐ Lab to do
Preservation
☐ Lab to do
(Please Specify below)

ALPHA Lab ID (Lab Use Only)	Sample ID	Collection Date	Collection Time	Sample Matrix	Sampler's Initials	TCL VOCs 8260	Sample Specific Comments	Total Bottle
60162-01	PZ-4R	11/2/21	11:12	water	CMC	X		3
-02	MW-5R		10:10		TJM	X		3
-03	PZ-5		10:10		CMC	X		3
-04	PZ-6		10:38		CMC	X		3
-05	PZ-11		13:04		CMC	X		3
-06	PZ-12		12:38		CMC	X		3
-07	PZ-13		11:45		CMC	X		3
-08	PZ-14		12:10		CMC	X		3
-09	MW-24D		12:00		TJM	X		3
-10	MW-24S	↓	11:16	↓	TJM	X		3

Container Type: V
Preservative: B

Preservative Code:
A = None
B = HCl
C = HNO_3
D = H_2SO_4
E = NaOH
F = MeOH
G = $NaHSO_4$
H = $Na_2S_2O_3$
K/E = Zn Ac/NaOH
O = Other

Container Code
P = Plastic
A = Amber Glass
V = Vial
G = Glass
B = Bacteria Cup
C = Cube
O = Other
E = Encore
D = BOD Bottle

Westboro: Certification No: MA935
Mansfield: Certification No: MA015

Relinquished By:	Date/Time	Received By:	Date/Time
Charlotte Clark	11/2/2021 14:30	AFL	11/2/21 15:25
AFL	11/2/21 1605		11/3/21 01:30

Please print clearly, legibly and completely. Samples can not be logged in and turnaround time clock will not start until any ambiguities are resolved. BY EXECUTING THIS COC, THE CLIENT HAS READ AND AGREES TO BE BOUND BY ALPHA'S TERMS & CONDITIONS. (See reverse side.)

Form No: 01-25 HC (rev. 30-Sept-2013)

ALPHA ANALYTICAL

Westborough, MA 01581
8 Walkup Dr.
TEL: 508-898-9220
FAX: 508-898-9193

Mansfield, MA 02048
320 Forbes Blvd
TEL: 508-822-9300
FAX: 508-822-3288

NEW YORK CHAIN OF CUSTODY

Service Centers
Mahwah, NJ 07430: 35 Whitney Rd, Suite 5
Albany, NY 12205: 14 Walker Way
Tonawanda, NY 14150: 275 Cooper Ave, Suite 105

Page 2 of 2

Date Rec'd in Lab: 11/3/21

ALPHA Job #: L2160162

Client Information
Client: Benchmark Env. Eng.
Address: 2558 Hamburg Trnpke.
Phone: (716) 856-0599
Fax: (716) 856-0583
Email: lriker@bm-tk.com

Project Information
Project Name: 275 Franklin St. Site
Project Location: Buffalo NY
Project #: B0156-020-001-001-001
(Use Project name as Project #) ☐
Project Manager:
ALPHAQuote #:

Turn-Around Time
Standard ☒ Due Date:
Rush (only if pre approved) ☐ # of Days:

Deliverables
☐ ASP-A ☐ ASP-B
☐ EQuIS (1 File) ☐ EQuIS (4 File)
☐ Other

Regulatory Requirement
☐ NY TOGS ☐ NY Part 375
☐ AWQ Standards ☐ NY CP-51
☐ NY Restricted Use ☐ Other
☐ NY Unrestricted Use
☐ NYC Sewer Discharge

Billing Information
☐ Same as Client Info
PO #

Disposal Site Information
Please identify below location of applicable disposal facilities.
Disposal Facility:
☐ NJ ☐ NY
☐ Other:

These samples have been previously analyzed by Alpha ☐

Other project specific requirements/comments:
Cat B

Please specify Metals or TAL.

ANALYSIS
TCL VOCs 8260

Sample Filtration
☐ Done
☐ Lab to do
Preservation
☐ Lab to do
(Please Specify below)

ALPHA Lab ID (Lab Use Only)	Sample ID	Collection Date	Collection Time	Sample Matrix	Sampler's Initials	TCL VOCs 8260	Sample Specific Comments	Total Bottle
60162-10	MW-24S MS	11/2/21	11:16	water	CMC/JTM	X		3
-10	MW-24S MSD	11/2/21	11:16		CMC/JTM	X		3
-11	Blind Dup	11/2/21	8:00		CMC/JTM	X		3
-12	MW-23S	11/2/21	13:05		CMC/JTM	X		3
-13	Trip Blank	11/2/21			CMC/JTM	X		2

Container Type: V
Preservative: B

Preservative Code:
A = None
B = HCl
C = HNO_3
D = H_2SO_4
E = NaOH
F = MeOH
G = $NaHSO_4$
H = $Na_2S_2O_3$
K/E = Zn Ac/NaOH
O = Other

Container Code
P = Plastic
A = Amber Glass
V = Vial
G = Glass
B = Bacteria Cup
C = Cube
O = Other
E = Encore
D = BOD Bottle

Westboro: Certification No: MA935
Mansfield: Certification No: MA015

Relinquished By:	Date/Time	Received By:	Date/Time
Charlotte Cull	11/2/202 14:30	AAL	11/2/21 1525
AAL	11/2/21 1605		11/3/21 01:30

Please print clearly, legibly and completely. Samples can not be logged in and turnaround time clock will not start until any ambiguities are resolved. BY EXECUTING THIS COC, THE CLIENT HAS READ AND AGREES TO BE BOUND BY ALPHA'S TERMS & CONDITIONS. (See reverse side.)

Form No: 01-25 HC (rev. 30-Sept-2013)

BENCHMARK

WATER LEVEL MONITORING RECORD

Project Name:	275 Franklin GWM	Client:	Buffalo Development Corp.
Project No.:	B0156-021-001	Location:	Buffalo, NY
Field Personnel:	EDS/TJM	Date:	4/5/2022
Weather:			

Well No.	Time	Top of Riser Elevation (fmsl)	Static Depth to Water (fbTOR)	Groundwater Elevation (fmsl)	Total Depth (fbTOR)	Last Total Depth Measurement (fbTOR)
~~PZ-1~~ destroyed						
PZ-2	0841		11.90			
PZ-3	0839		11.37			
PZ-4R	0850		11.30			
PZ-5	0837		10.93			
PZ-6	0835		10.95			
PZ-7 needs cover	0901		12.48			
PZ-8	0856		11.83			
PZ-9	0852		11.05			
PZ-10	0855		10.70			
PZ-11	0903		10.43			
PZ-12	1238		10.51			
PZ-13	0848		10.87			
PZ-14	0849		10.28			
MW-5R	0846		11.51			
MW-23S						
MW-24S						

Comments/Remarks:

PREAPRED BY: DATE:

BENCHMARK

GROUNDWATER FIELD FORM

Project Name: 275 Franklin/432 Pearl GWM & PRR
Location: 275 Franklin/432 Pearl
Project No.: B0156-021-001
Date: 4/5/2022
Field Team: EDS and TJM

Well No. PZ-5

Product Depth (fbTOR): –
DTW (static) (fbTOR): 10.93
Total Depth (fbTOR): 15.07
Diameter (inches) 1
Water Column (ft): 4.14
One Well Volume (gal): 0.67
Total Volume Purged (gal):
Sample Date / Time: 4-5-22 1420
DTW when sampled:
Purpose: ☐ Development ☐ Sample ☑ Purge & Sample
Purge Method:

Time		Water Level (fbTOR)	Acc. Volume (gallons)	pH (units)	Temp. (deg. C)	SC (uS)	Turbidity (NTU)	DO (mg/L)	ORP (mV)	Appearance & Odor
1403	0	Initial	-	7.37	16.7	2753	124	3.51	67	Clear, no odor
1409	1	10.95	0.25	7.39	15.6	2710	24.0	4.23	79	" "
1412	2	10.95	0.50	7.35	14.3	2691	15.8	3.75	82	" "
1416	3	10.95	0.75	7.35	14.4	2699	6.95	3.75	85	" "
	4									
	5									
	6									
	7									
	8									
	9									
	10									
Sample Information:										
1418	S1	10.95	1.0	7.35	13.5	2710	5.19	3.93	87	" "
1424	S2	10.95	1.10	7.36	14.7	2713	3.19	3.84	88	" "

Well No. PZ-6

Product Depth (fbTOR): –
DTW (static) (fbTOR): 10.95
Total Depth (fbTOR): 17.45
Diameter (inches) 1
Water Column (ft): 6.5
One Well Volume (gal): 0.27
Total Volume Purged (gal):
Sample Date / Time: 4-5-22 0950
DTW when sampled:
Purpose: ☐ Development ☐ Sample ☑ Purge & Sample
Purge Method:

Time		Water Level (fbTOR)	Acc. Volume (gallons)	pH (units)	Temp. (deg. C)	SC (uS)	Turbidity (NTU)	DO (mg/L)	ORP (mV)	Appearance & Odor
0919	0	Initial	–	7.52	10.4	2848	>1000	4.52	142	Cloudy, no odor
0926	1	11.0	0.3	7.45	11.5	3069	21.3	3.27	131	Clear, no odor
0933	2	10.95	0.54	7.42	11.5	3026	97.8	5.74	118	" "
0938	3	10.95	0.80	7.41	11.9	3147	24.9	5.99	113	" "
	4									
	5									
	6									
	7									
	8									
	9									
	10									
Sample Information:										
0947	S1	10.95	1.0	7.48	11.5	3051	15.6	5.82	114	" "
0957	S2	10.95	1.25	7.45	11.1	3060	14.9	5.85	115	" "

REMARKS:

Note: All water level measurements are in feet, distance from top of riser.

Volume Calculation

Diam.	Vol. (g/ft)
1"	0.041
2"	0.163
4"	0.653
6"	1.469

Stabilization Criteria

Parameter	Criteria
pH	± 0.1 unit
SC	± 3%
Turbidity	± 10%
DO	± 0.3 mg/L
ORP	± 10 mV

PREPARED BY:

BENCHMARK

GROUNDWATER FIELD FORM

Project Name: 275 Franklin/432 Pearl GWM & PRR — Date: 4/5/2022

Location: 275 Franklin/432 Pearl — Project No.: B0156-021-001 — Field Team: EDS and TJM

Well No.	PZ-11	Diameter (inches)	1	Sample Date / Time:	~~4-5-22~~ 4-5-22 1348
Product Depth (fbTOR):	-	Water Column (ft):	4.54	DTW when sampled:	
DTW (static) (fbTOR):	10.45	One Well Volume (gal):	0.19	Purpose: ☐ Development ☐ Sample ☑ Purge & Sample	
Total Depth (fbTOR):	14.97	Total Volume Purged (gal):		Purge Method:	

Time		Water Level (fbTOR)	Acc. Volume (gallons)	pH (units)	Temp. (deg. C)	SC (uS)	Turbidity (NTU)	DO (mg/L)	ORP (mV)	Appearance & Odor
1323	0	Initial	-	7.43	16.3	5719	4.21	5.01	80	Clear, no odor
1332	1	10.54	0.25	7.56	15.5	4835	2.73	4.74	76	" "
1338	2	10.54	0.5	7.47	14.6	5029	~~4.61~~ 3.21	4.61	80	" "
1340	3	10.54	0.75	7.38	14.1	5136	3.08	5.00		
	4									
	5									
	6									
	7									
	8									
	9									
	10									
Sample Information:										
1343	S1		1	7.47	13.9	5121	3.21	4.88	77	" "
1356	S2		1.2	7.46	14.2	5047	3.10	4.60	80	" "

Well No.	PZ-12	Diameter (inches)	1	Sample Date / Time:	4-5-22 1307
Product Depth (fbTOR):	-	Water Column (ft):	7.09	DTW when sampled:	
DTW (static) (fbTOR):	10.51	One Well Volume (gal):	0.29	Purpose: ☐ Development ☐ Sample ☑ Purge & Sample	
Total Depth (fbTOR):	17.6	Total Volume Purged (gal):		Purge Method:	

Time		Water Level (fbTOR)	Acc. Volume (gallons)	pH (units)	Temp. (deg. C)	SC (uS)	Turbidity (NTU)	DO (mg/L)	ORP (mV)	Appearance & Odor
1244	0	Initial	-	7.47	18.6	3460	1.95	3.41	67	Clear, no odor
1252	1	10.65	0.33	7.42	16.2	3454	8.28	3.69	81	" "
1258	2	10.54	0.75	7.37	15.0	3287	7.96	3.48	78	" "
1301	3	10.54	1.0	7.33	13.5	3279	2.98	3.51	75	" "
	4									
	5									
	6									
	7									
	8									
	9									
	10									
Sample Information:										
1304	S1	10.54	1.1	7.33	13.5	3275	3.39	3.39	76	" "
1311	S2	10.54	1.25	7.34	13.4	3277	1.84	3.22	77	" "

REMARKS:

Note: All water level measurements are in feet, distance from top of riser.

Volume Calculation

Diam.	Vol. (g/ft)
1"	0.041
2"	0.163
4"	0.653
6"	1.469

Stabilization Criteria

Parameter	Criteria
pH	± 0.1 unit
SC	± 3%
Turbidity	± 10%
DO	± 0.3 mg/L
ORP	± 10 mV

PREPARED BY:

BENCHMARK

GROUNDWATER FIELD FORM

Project Name: 275 Franklin/432 Pearl GWM & PRR
Location: 275 Franklin/432 Pearl
Project No.: B0156-021-001
Date: 4/5/2022
Field Team: EDS and TJM

Well No. PZ-13			Diameter (inches 1)			Sample Date / Time: 4-5-22 1130			
Product Depth (fbTOR): –			Water Column (ft): 2.56			DTW when sampled:			
DTW (static) (fbTOR): 10.87			One Well Volume (gal): 0.11			Purpose: ☐ Development ☐ Sample ☑ Purge & Sample			
Total Depth (fbTOR): 13.45			Total Volume Purged (gal):			Purge Method:			
Time	Water Level (fbTOR)	Acc. Volume (gallons)	pH (units)	Temp. (deg. C)	SC (uS)	Turbidity (NTU)	DO (mg/L)	ORP (mV)	Appearance & Odor
1104	0 Initial	–	7.48	12.8	2627	241	3.29	-81	Clear, no odor
1108	1 11.25	0.12	7.52	12.7	2740	158	2.36	-77	" "
1119	2 11.03	0.45	7.48	13.3	2609	20.2	3.36	-89	" "
1125	3 11.15	0.55	7.51	13.5	2614	24.5	2.69	-91	" "
	4								
	5								
	6								
	7								
	8								
	9								
	10								
Sample Information:									
1127	S1 11.15	0.75	7.51	13.5	2623	15.2	2.99	-90	" "
1135	S2 11.08	1	7.51	14.2	2599	10.2	2.33	-89	" "

Well No. PZ-14			Diameter (inches 1)			Sample Date / Time: 4-5-22 1212			
Product Depth (fbTOR): –			Water Column (ft): 7.22			DTW when sampled:			
DTW (static) (fbTOR): 10.28			One Well Volume (gal): 0.30			Purpose: ☐ Development ☐ Sample ☑ Purge & Sample			
Total Depth (fbTOR): 17.5			Total Volume Purged (gal):			Purge Method:			
Time	Water Level (fbTOR)	Acc. Volume (gallons)	pH (units)	Temp. (deg. C)	SC (uS)	Turbidity (NTU)	DO (mg/L)	ORP (mV)	Appearance & Odor
1147	0 Initial	–	7.42	13.7	3943	61.6	3.06	9	Clear, no odor
1155	1 11.39	0.33	7.37	13.1	5538	20.6	2.39	3	" "
1202	2 11.41	0.67	7.36	13.6	5134	5.39	2.64	-14	" "
1207	3 11.41	1.0	7.37	13.3	5988	2.89	2.52	-18	" "
	4								
	5								
	6								
	7								
	8								
	9								
	10								
Sample Information:									
1210	S1 11.41	1.2	7.41	13.5	5337	2.95	2.52	-24	" "
1217	S2 11.41	1.3	7.37	13.7	4998	1.95	3.00	-12	" "

REMARKS:

Note: All water level measurements are in feet, distance from top of riser.

Volume Calculation

Diam.	Vol. (g/ft)
1"	0.041
2"	0.163
4"	0.653
6"	1.469

Stabilization Criteria

Parameter	Criteria
pH	± 0.1 unit
SC	± 3%
Turbidity	± 10%
DO	± 0.3 mg/L
ORP	± 10 mV

PREPARED BY:

BENCHMARK

GROUNDWATER FIELD FORM

Project Name: 275 Franklin/432 Pearl GWM & PRR — Date: 4/5/2022

Location: 275 Franklin/432 Pearl — Project No.: B0156-021-001 — Field Team: EDS and TJM

Well No.	PZ-4	Diameter (inches)	1	Sample Date / Time:	4-4-22 1050
Product Depth (fbTOR):	—	Water Column (ft):	5.2	DTW when sampled:	
DTW (static) (fbTOR):	11.30	One Well Volume (gal):	0.21	Purpose: ☐ Development ☐ Sample ☑ Purge & Sample	
Total Depth (fbTOR):	16.5	Total Volume Purged (gal):		Purge Method:	Aeris

Time		Water Level (fbTOR)	Acc. Volume (gallons)	pH (units)	Temp. (deg. C)	SC (uS)	Turbidity (NTU)	DO (mg/L)	ORP (mV)	Appearance & Odor
1014	0	Initial	—	7.50	11.5	5778	31.5	9.51	-56	Clear, slight odor
1020	1	11.43	0.25	7.52	10.9	5587	7.15	9.13	-5	" "
1028	2	11.43	0.50	7.41	11.3	5225	3.33	8.52	-74	Clear, moder
1036	3	11.45	0.75	7.63	11.5	5334	2.60	8.20	17	" "
	4							⇒		
	5									
	6									
	7									
	8									
	9									
	10									
Sample Information:										
1043	S1	11.45	1.0	7.61	11.2	5324	25.6	8.66	-44	" "
1053	S2	11.45	1.2	7.50	11.6	5228	53.1	8.77	-42	" "

Well No.	MW-5R	Diameter (inches)	2	Sample Date / Time:	0936 4/5
Product Depth (fbTOR):	—	Water Column (ft):	9.59	DTW when sampled:	
DTW (static) (fbTOR):	11.51	One Well Volume (gal):	1.56	Purpose: ☐ Development ☐ Sample ☑ Purge & Sample	
Total Depth (fbTOR):	21.1	Total Volume Purged (gal):	4.68	Purge Method:	LOW FLOW

Time		Water Level (fbTOR)	Acc. Volume (gallons)	pH (units)	Temp. (deg. C)	SC (uS)	Turbidity (NTU)	DO (mg/L)	ORP (mV)	Appearance & Odor
0918	0	Initial	0	7.53	9.7	4996	304	5.05	146	clear no odor
0924	1	11.91	1.56	7.34	12	4936	54.4	5.55	139	"
0932	2	11.65	3.12	7.33	11.8	4862	12.5	6.38	122	"
	3									
	4									
	5									
	6									
	7									
	8									
	9									
	10									
Sample Information:										
0936	S1	11.65	5.08	7.31	12.4	4843	43.8	6.29	115	
0940	S2	11.79	5.08	7.44	11.4	3085	38.1	6.15	115	

REMARKS:

Note: All water level measurements are in feet, distance from top of riser.

Volume Calculation

Diam.	Vol. (g/ft)
1"	0.041
2"	0.163
4"	0.653
6"	1.469

Stabilization Criteria

Parameter	Criteria
pH	± 0.1 unit
SC	± 3%
Turbidity	± 10%
DO	± 0.3 mg/L
ORP	± 10 mV

PREPARED BY:

BENCHMARK

GROUNDWATER FIELD FORM

Project Name: 275 Franklin/432 Pearl GWM & PRR
Location: 275 Franklin/432 Pearl
Project No.: B0156-021-001
Date: 4/5/2022
Field Team: EDS and TJM

Well No.	MW-24S	Diameter (inches 2	Sample Date / Time 1210 4/5
Product Depth (fbTOR)	—	Water Column (ft) 10.51	DTW when sampled
DTW (static) (fbTOR)	10.47	One Well Volume (gal) 1.71	Purpose ☐ Development ☐ Sample ☑ Purge & Sample
Total Depth (fbTOR)	20.98	Total Volume Purged (gal) 5.14	Purge Method Low flow

Time		Water Level (fbTOR)	Acc. Volume (gallons)	pH (units)	Temp. (deg. C)	SC (uS)	Turbidity (NTU)	DO (mg/L)	ORP (mV)	Appearance & Odor
1140	0	Initial	0	7.40	14.4	2630	84.5	8.66	-30	clear, no odor
1148	1	10.51	1.71	7.45	14.5	2642	27.1	4.46	18	"
1200	2	10.54	3.42	7.44	14.9	2645	11.9	3.24	-1	"
	3									
	4									
	5									
	6									
	7									
	8									
	9									
	10									
Sample Information:										
1210	S1	10.55	5.14	7.41	14.3	2641	3.47	4.15	-6	"
1216	S2	10.54	5.20	7.42	15.7	2633	19.9	5.85	38	"

Well No.	MW-24D	Diameter (inches 2	Sample Date / Time 1110 4/5
Product Depth (fbTOR):	—	Water Column (ft): 37.85	DTW when sampled:
DTW (static) (fbTOR):	11.60	One Well Volume (gal): 6.169	Purpose: ☐ Development ☐ Sample ☑ Purge & Sample
Total Depth (fbTOR):	49.45	Total Volume Purged (gal): 18.51	Purge Method: Low flow

Time		Water Level (fbTOR)	Acc. Volume (gallons)	pH (units)	Temp. (deg. C)	SC (uS)	Turbidity (NTU)	DO (mg/L)	ORP (mV)	Appearance & Odor
1010	0	Initial	0	7.43	11	2362	45.9	9.49	-116	clear sample black particle
1023	1	11.68	2.25	7.39	13.8	2609	10.7	3.10	-88	clear, no odor
1035	2	11.48	3.25	7.63	11.7	5231	9.16	2.04	6	"
1047	3	11.49	4.25	7.40	13	2539	58.5	2.97	-69	"
1059	4	11.51	6	7.39	13.3	2515	13.9	2.41	-64	"
	5									
	6									
	7									
	8									
	9									
	10									
Sample Information:										
1110	S1	11.48	7.5	7.31	13.6	2479	9.41	2.11	-79	"
1117	S2	11.48	8.25	7.31	13.8	2468	8.75	3.36	-78	"

REMARKS: Blind dup @ MW-24D
MS and MSD sample @ MW-24S

Volume Calculation

Diam.	Vol. (g/ft)
1"	0.041
2"	0.163
4"	0.653
6"	1.469

Stabilization Criteria

Parameter	Criteria
pH	± 0.1 unit
SC	± 3%
Turbidity	± 10%
DO	± 0.3 mg/L
ORP	± 10 mV

Note: All water level measurements are in feet, distance from top of riser.

PREPARED BY:

BENCHMARK

GROUNDWATER FIELD FORM

Project Name: 275 Franklin/432 Pearl GWM & PRR
Location: 275 Franklin/432 Pearl
Project No.: B0156-021-001
Date: 4/5/2022
Field Team: EDS and TJM

Well No.	MW-23S	Diameter (inches 2			Sample Date / Time:			
Product Depth (fbTOR):	—	Water Column (ft): 7			DTW when sampled:			
DTW (static) (fbTOR):	11.3	One Well Volume (gal): 1.141			Purpose: ☐ Development ☐ Sample ☑ Purge & Sample			
Total Depth (fbTOR):	18.3	Total Volume Purged (gal): 3.4			Purge Method:			

Time	Water Level (fbTOR)	Acc. Volume (gallons)	pH (units)	Temp. (deg. C)	SC (uS)	Turbidity (NTU)	DO (mg/L)	ORP (mV)	Appearance & Odor
1307	0 Initial	0	7.36	20.2	4521	51.1	4.19	-16	clear, no odor
1309	1 11.61	1.14	7.39	22.4	4349	27	4.99	-5	"
1311	2 11.62	2.28	7.41	22.2	4174	12.1	3.73	45	"
	3								
	4								
	5								
	6								
	7								
	8								
	9								
	10								
Sample Information:									
1313	S1 11.62	3.42	7.41	23.2	*4097	4.47	3.91	52	"
1317	S2 11.62	3.42	7.39	20.8	4029	2.79	3.22	57	

Well No.		Diameter (inches):			Sample Date / Time:			
Product Depth (fbTOR):		Water Column (ft):			DTW when sampled:			
DTW (static) (fbTOR):		One Well Volume (gal):			Purpose: ☐ Development ☐ Sample ☐ Purge & Sample			
Total Depth (fbTOR):		Total Volume Purged (gal):			Purge Method:			

Time	Water Level (fbTOR)	Acc. Volume (gallons)	pH (units)	Temp. (deg. C)	SC (uS)	Turbidity (NTU)	DO (mg/L)	ORP (mV)	Appearance & Odor
	0 Initial								
	1								
	2								
	3								
	4								
	5								
	6								
	7								
	8								
	9								
	10								
Sample Information:									
	S1								
	S2								

REMARKS:

Note: All water level measurements are in feet, distance from top of riser.

Volume Calculation

Diam.	Vol. (g/ft)
1"	0.041
2"	0.163
4"	0.653
6"	1.469

Stabilization Criteria

Parameter	Criteria
pH	± 0.1 unit
SC	± 3%
Turbidity	± 10%
DO	± 0.3 mg/L
ORP	± 10 mV

PREPARED BY:

EQUIPMENT CALIBRATION LOG

PROJECT INFORMATION:

Project Name: **275 Franklin/432 Pearl GWM & PRR**

Date: 4/5/2022

Project No.: B0156-021-001

Client: Buffalo Development Corporation

Instrument Source: [X] BM [ ] Rental

METER TYPE	UNITS	TIME	MAKE/MODEL	SERIAL NUMBER	CAL. BY	STANDARD	POST CAL. READING	SETTINGS
[✓] pH meter	units	0815	Myron L Company Ultra Meter 6P	6213516 [ ] 6243084 [ ] 6212375 [✓] 6243003 [ ] 6223973 [ ]	TJM	4.00 7.00 10.01	4.04 7.02 10.01	
[✓] Turbidity meter	NTU	0815	Hach 2100P or 2100Q Turbidimeter	06120C020523 (P) [ ] 13120C030432 (Q) [✓] 17110C062619 (Q) [ ]	TJM	10 NTU verification < 0.4 20 100 800	10 22 101 803	
[ ] Sp. Cond. meter	uS mS		Myron L Company Ultra Meter 6P	6213516 [ ] 6243084 [ ] 6212375 [ ] 6243003 [ ] 6223973 [ ]		_____ mS @ 25 °C		
[ ] PID	ppm		MinRAE 2000			open air zero _____ ppm Iso. Gas		MIBK response factor = 1.0
[✓] Dissolved Oxygen	ppm	0815	HACH Model HQ30d	080700023281 [ ] 100500041867 [ ] 140200100319 [ ]	TJM	100% Satuartion	100%	92.9% slope
[ ] Particulate meter	mg/m^3					zero air		
[ ] Radiation Meter	uR/H					background area		

ADDITIONAL REMARKS:

PREPARED BY: TJM **DATE:** 4/5/2022

ANALYTICAL REPORT

Lab Number:	L2217568
Client:	Benchmark & Turnkey Companies 2558 Hamburg Turnpike Suite 300 Buffalo, NY 14218
ATTN:	Lori Riker
Phone:	(716) 856-0599
Project Name:	275 FRANKLIN ST. SITE
Project Number:	B0156-021-001-001
Report Date:	04/14/22

The original project report/data package is held by Alpha Analytical. This report/data package is paginated and should be reproduced only in its entirety. Alpha Analytical holds no responsibility for results and/or data that are not consistent with the original.

Certifications & Approvals: MA (M-MA086), NH NELAP (2064), CT (PH-0574), IL (200077), ME (MA00086), MD (348), NJ (MA935), NY (11148), NC (25700/666), PA (68-03671), RI (LAO00065), TX (T104704476), VT (VT-0935), VA (460195), USDA (Permit #P330-17-00196).

Eight Walkup Drive, Westborough, MA 01581-1019
508-898-9220 (Fax) 508-898-9193 800-624-9220 - www.alphalab.com

Project Name: 275 FRANKLIN ST. SITE
Project Number: B0156-021-001-001

Lab Number: L2217568
Report Date: 04/14/22

Alpha Sample ID	Client ID	Matrix	Sample Location	Collection Date/Time	Receive Date
L2217568-01	PZ-4R	WATER	BUFFALO, NY	04/05/22 10:50	04/05/22
L2217568-02	MW-5R	WATER	BUFFALO, NY	04/05/22 09:36	04/05/22
L2217568-03	PZ-5	WATER	BUFFALO, NY	04/05/22 14:20	04/05/22
L2217568-04	PZ-6	WATER	BUFFALO, NY	04/05/22 09:50	04/05/22
L2217568-05	PZ-11	WATER	BUFFALO, NY	04/05/22 13:48	04/05/22
L2217568-06	PZ-12	WATER	BUFFALO, NY	04/05/22 13:07	04/05/22
L2217568-07	PZ-13	WATER	BUFFALO, NY	04/05/22 11:30	04/05/22
L2217568-08	PZ-14	WATER	BUFFALO, NY	04/05/22 12:12	04/05/22
L2217568-09	MW-24D	WATER	BUFFALO, NY	04/05/22 11:10	04/05/22
L2217568-10	MW-24S	WATER	BUFFALO, NY	04/05/22 12:10	04/05/22
L2217568-11	BLIND DUP	WATER	BUFFALO, NY	04/05/22 08:00	04/05/22
L2217568-12	MW-23S	WATER	BUFFALO, NY	04/05/22 13:13	04/05/22
L2217568-13	TRIP BLANK	WATER	BUFFALO, NY	04/05/22 00:00	04/05/22

Project Name:	275 FRANKLIN ST. SITE	**Lab Number:**	L2217568
Project Number:	B0156-021-001-001	**Report Date:**	04/14/22

Case Narrative

The samples were received in accordance with the Chain of Custody and no significant deviations were encountered during the preparation or analysis unless otherwise noted. Sample Receipt, Container Information, and the Chain of Custody are located at the back of the report.

Results contained within this report relate only to the samples submitted under this Alpha Lab Number and meet NELAP requirements for all NELAP accredited parameters unless otherwise noted in the following narrative. The data presented in this report is organized by parameter (i.e. VOC, SVOC, etc.). Sample specific Quality Control data (i.e. Surrogate Spike Recovery) is reported at the end of the target analyte list for each individual sample, followed by the Laboratory Batch Quality Control at the end of each parameter. Tentatively Identified Compounds (TICs), if requested, are reported for compounds identified to be present and are not part of the method/program Target Compound List, even if only a subset of the TCL are being reported. If a sample was re-analyzed or re-extracted due to a required quality control corrective action and if both sets of data are reported, the Laboratory ID of the re-analysis or re-extraction is designated with an "R" or "RE", respectively.

When multiple Batch Quality Control elements are reported (e.g. more than one LCS), the associated samples for each element are noted in the grey shaded header line of each data table. Any Laboratory Batch, Sample Specific % recovery or RPD value that is outside the listed Acceptance Criteria is bolded in the report. In reference to questions H (CAM) or 4 (RCP) when "NO" is checked, the performance criteria for CAM and RCP methods allow for some quality control failures to occur and still be within method compliance. In these instances, the specific failure is not narrated but noted in the associated QC Outlier Summary Report, located directly after the Case Narrative. QC information is also incorporated in the Data Usability Assessment table (Format 11) of our Data Merger tool, where it can be reviewed in conjunction with the sample result, associated regulatory criteria and any associated data usability implications.

Soil/sediments, solids and tissues are reported on a dry weight basis unless otherwise noted. Definitions of all data qualifiers and acronyms used in this report are provided in the Glossary located at the back of the report.

HOLD POLICY - For samples submitted on hold, Alpha's policy is to hold samples (with the exception of Air canisters) free of charge for 21 calendar days from the date the project is completed. After 21 calendar days, we will dispose of all samples submitted including those put on hold unless you have contacted your Alpha Project Manager and made arrangements for Alpha to continue to hold the samples. Air canisters will be disposed after 3 business days from the date the project is completed.

Please contact Project Management at 800-624-9220 with any questions.

Project Name:	275 FRANKLIN ST. SITE	**Lab Number:**	L2217568
Project Number:	B0156-021-001-001	**Report Date:**	04/14/22

Case Narrative (continued)

Report Submission

All non-detect (ND) or estimated concentrations (J-qualified) have been quantitated to the limit noted in the MDL column.

I, the undersigned, attest under the pains and penalties of perjury that, to the best of my knowledge and belief and based upon my personal inquiry of those responsible for providing the information contained in this analytical report, such information is accurate and complete. This certificate of analysis is not complete unless this page accompanies any and all pages of this report.

Authorized Signature: Caitlin Walukevich

Title: Technical Director/Representative Date: 04/14/22

ORGANICS

VOLATILES

Project Name: 275 FRANKLIN ST. SITE
Project Number: B0156-021-001-001
Lab Number: L2217568
Report Date: 04/14/22

SAMPLE RESULTS

Lab ID: L2217568-01 D
Client ID: PZ-4R
Sample Location: BUFFALO, NY

Date Collected: 04/05/22 10:50
Date Received: 04/05/22
Field Prep: Not Specified

Sample Depth:
Matrix: Water
Analytical Method: 1,8260C
Analytical Date: 04/13/22 09:06
Analyst: LAC

Parameter	Result	Qualifier	Units	RL	MDL	Dilution Factor
Volatile Organics by GC/MS - Westborough Lab						
Methylene chloride	ND		ug/l	25	7.0	10
1,1-Dichloroethane	ND		ug/l	25	7.0	10
Chloroform	ND		ug/l	25	7.0	10
Carbon tetrachloride	ND		ug/l	5.0	1.3	10
1,2-Dichloropropane	ND		ug/l	10	1.4	10
Dibromochloromethane	ND		ug/l	5.0	1.5	10
1,1,2-Trichloroethane	ND		ug/l	15	5.0	10
Tetrachloroethene	1400		ug/l	5.0	1.8	10
Chlorobenzene	ND		ug/l	25	7.0	10
Trichlorofluoromethane	ND		ug/l	25	7.0	10
1,2-Dichloroethane	ND		ug/l	5.0	1.3	10
1,1,1-Trichloroethane	ND		ug/l	25	7.0	10
Bromodichloromethane	ND		ug/l	5.0	1.9	10
trans-1,3-Dichloropropene	ND		ug/l	5.0	1.6	10
cis-1,3-Dichloropropene	ND		ug/l	5.0	1.4	10
Bromoform	ND		ug/l	20	6.5	10
1,1,2,2-Tetrachloroethane	ND		ug/l	5.0	1.7	10
Benzene	ND		ug/l	5.0	1.6	10
Toluene	ND		ug/l	25	7.0	10
Ethylbenzene	ND		ug/l	25	7.0	10
Chloromethane	ND		ug/l	25	7.0	10
Bromomethane	ND		ug/l	25	7.0	10
Vinyl chloride	ND		ug/l	10	0.71	10
Chloroethane	ND		ug/l	25	7.0	10
1,1-Dichloroethene	ND		ug/l	5.0	1.7	10
trans-1,2-Dichloroethene	ND		ug/l	25	7.0	10
Trichloroethene	24		ug/l	5.0	1.8	10
1,2-Dichlorobenzene	ND		ug/l	25	7.0	10

Project Name: 275 FRANKLIN ST. SITE **Lab Number:** L2217568

Project Number: B0156-021-001-001 **Report Date:** 04/14/22

SAMPLE RESULTS

Lab ID: L2217568-01 D
Client ID: PZ-4R
Sample Location: BUFFALO, NY

Date Collected: 04/05/22 10:50
Date Received: 04/05/22
Field Prep: Not Specified

Sample Depth:

Parameter	Result	Qualifier	Units	RL	MDL	Dilution Factor
Volatile Organics by GC/MS - Westborough Lab						
1,3-Dichlorobenzene	ND		ug/l	25	7.0	10
1,4-Dichlorobenzene	ND		ug/l	25	7.0	10
Methyl tert butyl ether	ND		ug/l	25	7.0	10
p/m-Xylene	ND		ug/l	25	7.0	10
o-Xylene	ND		ug/l	25	7.0	10
cis-1,2-Dichloroethene	37		ug/l	25	7.0	10
Styrene	ND		ug/l	25	7.0	10
Dichlorodifluoromethane	ND		ug/l	50	10.	10
Acetone	ND		ug/l	50	15.	10
Carbon disulfide	ND		ug/l	50	10.	10
2-Butanone	ND		ug/l	50	19.	10
4-Methyl-2-pentanone	ND		ug/l	50	10.	10
2-Hexanone	ND		ug/l	50	10.	10
Bromochloromethane	ND		ug/l	25	7.0	10
1,2-Dibromoethane	ND		ug/l	20	6.5	10
1,2-Dibromo-3-chloropropane	ND		ug/l	25	7.0	10
Isopropylbenzene	ND		ug/l	25	7.0	10
1,2,3-Trichlorobenzene	ND		ug/l	25	7.0	10
1,2,4-Trichlorobenzene	ND		ug/l	25	7.0	10
Methyl Acetate	ND		ug/l	20	2.3	10
Cyclohexane	ND		ug/l	100	2.7	10
1,4-Dioxane	ND		ug/l	2500	610	10
Freon-113	ND		ug/l	25	7.0	10
Methyl cyclohexane	ND		ug/l	100	4.0	10

Surrogate	% Recovery	Qualifier	Acceptance Criteria
1,2-Dichloroethane-d4	101		70-130
Toluene-d8	97		70-130
4-Bromofluorobenzene	104		70-130
Dibromofluoromethane	95		70-130

Project Name: 275 FRANKLIN ST. SITE
Project Number: B0156-021-001-001
Lab Number: L2217568
Report Date: 04/14/22

SAMPLE RESULTS

Lab ID: L2217568-02 D
Client ID: MW-5R
Sample Location: BUFFALO, NY

Date Collected: 04/05/22 09:36
Date Received: 04/05/22
Field Prep: Not Specified

Sample Depth:
Matrix: Water
Analytical Method: 1,8260C
Analytical Date: 04/13/22 09:25
Analyst: LAC

Parameter	Result	Qualifier	Units	RL	MDL	Dilution Factor
Volatile Organics by GC/MS - Westborough Lab						
Methylene chloride	ND		ug/l	12	3.5	5
1,1-Dichloroethane	ND		ug/l	12	3.5	5
Chloroform	ND		ug/l	12	3.5	5
Carbon tetrachloride	ND		ug/l	2.5	0.67	5
1,2-Dichloropropane	ND		ug/l	5.0	0.68	5
Dibromochloromethane	ND		ug/l	2.5	0.74	5
1,1,2-Trichloroethane	ND		ug/l	7.5	2.5	5
Tetrachloroethene	790		ug/l	2.5	0.90	5
Chlorobenzene	ND		ug/l	12	3.5	5
Trichlorofluoromethane	ND		ug/l	12	3.5	5
1,2-Dichloroethane	ND		ug/l	2.5	0.66	5
1,1,1-Trichloroethane	ND		ug/l	12	3.5	5
Bromodichloromethane	ND		ug/l	2.5	0.96	5
trans-1,3-Dichloropropene	ND		ug/l	2.5	0.82	5
cis-1,3-Dichloropropene	ND		ug/l	2.5	0.72	5
Bromoform	ND		ug/l	10	3.2	5
1,1,2,2-Tetrachloroethane	ND		ug/l	2.5	0.84	5
Benzene	ND		ug/l	2.5	0.80	5
Toluene	ND		ug/l	12	3.5	5
Ethylbenzene	ND		ug/l	12	3.5	5
Chloromethane	ND		ug/l	12	3.5	5
Bromomethane	ND		ug/l	12	3.5	5
Vinyl chloride	ND		ug/l	5.0	0.36	5
Chloroethane	ND		ug/l	12	3.5	5
1,1-Dichloroethene	ND		ug/l	2.5	0.84	5
trans-1,2-Dichloroethene	ND		ug/l	12	3.5	5
Trichloroethene	180		ug/l	2.5	0.88	5
1,2-Dichlorobenzene	ND		ug/l	12	3.5	5

Project Name: 275 FRANKLIN ST. SITE **Lab Number:** L2217568

Project Number: B0156-021-001-001 **Report Date:** 04/14/22

SAMPLE RESULTS

Lab ID: L2217568-02 D
Client ID: MW-5R
Sample Location: BUFFALO, NY

Date Collected: 04/05/22 09:36
Date Received: 04/05/22
Field Prep: Not Specified

Sample Depth:

Parameter	Result	Qualifier	Units	RL	MDL	Dilution Factor
Volatile Organics by GC/MS - Westborough Lab						
1,3-Dichlorobenzene	ND		ug/l	12	3.5	5
1,4-Dichlorobenzene	ND		ug/l	12	3.5	5
Methyl tert butyl ether	ND		ug/l	12	3.5	5
p/m-Xylene	ND		ug/l	12	3.5	5
o-Xylene	ND		ug/l	12	3.5	5
cis-1,2-Dichloroethene	230		ug/l	12	3.5	5
Styrene	ND		ug/l	12	3.5	5
Dichlorodifluoromethane	ND		ug/l	25	5.0	5
Acetone	ND		ug/l	25	7.3	5
Carbon disulfide	ND		ug/l	25	5.0	5
2-Butanone	ND		ug/l	25	9.7	5
4-Methyl-2-pentanone	ND		ug/l	25	5.0	5
2-Hexanone	ND		ug/l	25	5.0	5
Bromochloromethane	ND		ug/l	12	3.5	5
1,2-Dibromoethane	ND		ug/l	10	3.2	5
1,2-Dibromo-3-chloropropane	ND		ug/l	12	3.5	5
Isopropylbenzene	ND		ug/l	12	3.5	5
1,2,3-Trichlorobenzene	ND		ug/l	12	3.5	5
1,2,4-Trichlorobenzene	ND		ug/l	12	3.5	5
Methyl Acetate	ND		ug/l	10	1.2	5
Cyclohexane	ND		ug/l	50	1.4	5
1,4-Dioxane	ND		ug/l	1200	300	5
Freon-113	ND		ug/l	12	3.5	5
Methyl cyclohexane	ND		ug/l	50	2.0	5

Surrogate	% Recovery	Qualifier	Acceptance Criteria
1,2-Dichloroethane-d4	105		70-130
Toluene-d8	97		70-130
4-Bromofluorobenzene	104		70-130
Dibromofluoromethane	95		70-130

Project Name: 275 FRANKLIN ST. SITE
Project Number: B0156-021-001-001
Lab Number: L2217568
Report Date: 04/14/22

SAMPLE RESULTS

Lab ID: L2217568-03
Client ID: PZ-5
Sample Location: BUFFALO, NY

Date Collected: 04/05/22 14:20
Date Received: 04/05/22
Field Prep: Not Specified

Sample Depth:
Matrix: Water
Analytical Method: 1,8260C
Analytical Date: 04/14/22 07:45
Analyst: MV

Parameter	Result	Qualifier	Units	RL	MDL	Dilution Factor
Volatile Organics by GC/MS - Westborough Lab						
Methylene chloride	ND		ug/l	2.5	0.70	1
1,1-Dichloroethane	ND		ug/l	2.5	0.70	1
Chloroform	3.6		ug/l	2.5	0.70	1
Carbon tetrachloride	ND		ug/l	0.50	0.13	1
1,2-Dichloropropane	ND		ug/l	1.0	0.14	1
Dibromochloromethane	ND		ug/l	0.50	0.15	1
1,1,2-Trichloroethane	ND		ug/l	1.5	0.50	1
Tetrachloroethene	190		ug/l	0.50	0.18	1
Chlorobenzene	ND		ug/l	2.5	0.70	1
Trichlorofluoromethane	ND		ug/l	2.5	0.70	1
1,2-Dichloroethane	ND		ug/l	0.50	0.13	1
1,1,1-Trichloroethane	ND		ug/l	2.5	0.70	1
Bromodichloromethane	ND		ug/l	0.50	0.19	1
trans-1,3-Dichloropropene	ND		ug/l	0.50	0.16	1
cis-1,3-Dichloropropene	ND		ug/l	0.50	0.14	1
Bromoform	ND		ug/l	2.0	0.65	1
1,1,2,2-Tetrachloroethane	ND		ug/l	0.50	0.17	1
Benzene	ND		ug/l	0.50	0.16	1
Toluene	ND		ug/l	2.5	0.70	1
Ethylbenzene	ND		ug/l	2.5	0.70	1
Chloromethane	ND		ug/l	2.5	0.70	1
Bromomethane	ND		ug/l	2.5	0.70	1
Vinyl chloride	ND		ug/l	1.0	0.07	1
Chloroethane	ND		ug/l	2.5	0.70	1
1,1-Dichloroethene	ND		ug/l	0.50	0.17	1
trans-1,2-Dichloroethene	ND		ug/l	2.5	0.70	1
Trichloroethene	0.21	J	ug/l	0.50	0.18	1
1,2-Dichlorobenzene	ND		ug/l	2.5	0.70	1

Project Name: 275 FRANKLIN ST. SITE
Project Number: B0156-021-001-001
Lab Number: L2217568
Report Date: 04/14/22

SAMPLE RESULTS

Lab ID: L2217568-03
Client ID: PZ-5
Sample Location: BUFFALO, NY
Date Collected: 04/05/22 14:20
Date Received: 04/05/22
Field Prep: Not Specified

Sample Depth:

Parameter	Result	Qualifier	Units	RL	MDL	Dilution Factor
Volatile Organics by GC/MS - Westborough Lab						
1,3-Dichlorobenzene	ND		ug/l	2.5	0.70	1
1,4-Dichlorobenzene	ND		ug/l	2.5	0.70	1
Methyl tert butyl ether	ND		ug/l	2.5	0.70	1
p/m-Xylene	ND		ug/l	2.5	0.70	1
o-Xylene	ND		ug/l	2.5	0.70	1
cis-1,2-Dichloroethene	ND		ug/l	2.5	0.70	1
Styrene	ND		ug/l	2.5	0.70	1
Dichlorodifluoromethane	ND		ug/l	5.0	1.0	1
Acetone	ND		ug/l	5.0	1.5	1
Carbon disulfide	ND		ug/l	5.0	1.0	1
2-Butanone	ND		ug/l	5.0	1.9	1
4-Methyl-2-pentanone	ND		ug/l	5.0	1.0	1
2-Hexanone	ND		ug/l	5.0	1.0	1
Bromochloromethane	ND		ug/l	2.5	0.70	1
1,2-Dibromoethane	ND		ug/l	2.0	0.65	1
1,2-Dibromo-3-chloropropane	ND		ug/l	2.5	0.70	1
Isopropylbenzene	ND		ug/l	2.5	0.70	1
1,2,3-Trichlorobenzene	ND		ug/l	2.5	0.70	1
1,2,4-Trichlorobenzene	ND		ug/l	2.5	0.70	1
Methyl Acetate	ND		ug/l	2.0	0.23	1
Cyclohexane	ND		ug/l	10	0.27	1
1,4-Dioxane	ND		ug/l	250	61.	1
Freon-113	ND		ug/l	2.5	0.70	1
Methyl cyclohexane	ND		ug/l	10	0.40	1

Surrogate	% Recovery	Qualifier	Acceptance Criteria
1,2-Dichloroethane-d4	99		70-130
Toluene-d8	97		70-130
4-Bromofluorobenzene	105		70-130
Dibromofluoromethane	96		70-130

Project Name: 275 FRANKLIN ST. SITE
Project Number: B0156-021-001-001
Lab Number: L2217568
Report Date: 04/14/22

SAMPLE RESULTS

Lab ID: L2217568-04
Client ID: PZ-6
Sample Location: BUFFALO, NY

Date Collected: 04/05/22 09:50
Date Received: 04/05/22
Field Prep: Not Specified

Sample Depth:
Matrix: Water
Analytical Method: 1,8260C
Analytical Date: 04/14/22 08:05
Analyst: MV

Parameter	Result	Qualifier	Units	RL	MDL	Dilution Factor
Volatile Organics by GC/MS - Westborough Lab						
Methylene chloride	ND		ug/l	2.5	0.70	1
1,1-Dichloroethane	ND		ug/l	2.5	0.70	1
Chloroform	2.2	J	ug/l	2.5	0.70	1
Carbon tetrachloride	ND		ug/l	0.50	0.13	1
1,2-Dichloropropane	ND		ug/l	1.0	0.14	1
Dibromochloromethane	ND		ug/l	0.50	0.15	1
1,1,2-Trichloroethane	ND		ug/l	1.5	0.50	1
Tetrachloroethene	190		ug/l	0.50	0.18	1
Chlorobenzene	ND		ug/l	2.5	0.70	1
Trichlorofluoromethane	ND		ug/l	2.5	0.70	1
1,2-Dichloroethane	ND		ug/l	0.50	0.13	1
1,1,1-Trichloroethane	ND		ug/l	2.5	0.70	1
Bromodichloromethane	ND		ug/l	0.50	0.19	1
trans-1,3-Dichloropropene	ND		ug/l	0.50	0.16	1
cis-1,3-Dichloropropene	ND		ug/l	0.50	0.14	1
Bromoform	ND		ug/l	2.0	0.65	1
1,1,2,2-Tetrachloroethane	ND		ug/l	0.50	0.17	1
Benzene	ND		ug/l	0.50	0.16	1
Toluene	ND		ug/l	2.5	0.70	1
Ethylbenzene	ND		ug/l	2.5	0.70	1
Chloromethane	ND		ug/l	2.5	0.70	1
Bromomethane	ND		ug/l	2.5	0.70	1
Vinyl chloride	ND		ug/l	1.0	0.07	1
Chloroethane	ND		ug/l	2.5	0.70	1
1,1-Dichloroethene	ND		ug/l	0.50	0.17	1
trans-1,2-Dichloroethene	ND		ug/l	2.5	0.70	1
Trichloroethene	0.97		ug/l	0.50	0.18	1
1,2-Dichlorobenzene	ND		ug/l	2.5	0.70	1

Project Name: 275 FRANKLIN ST. SITE
Project Number: B0156-021-001-001
Lab Number: L2217568
Report Date: 04/14/22

SAMPLE RESULTS

Lab ID: L2217568-04
Client ID: PZ-6
Sample Location: BUFFALO, NY
Date Collected: 04/05/22 09:50
Date Received: 04/05/22
Field Prep: Not Specified

Sample Depth:

Parameter	Result	Qualifier	Units	RL	MDL	Dilution Factor
Volatile Organics by GC/MS - Westborough Lab						
1,3-Dichlorobenzene	ND		ug/l	2.5	0.70	1
1,4-Dichlorobenzene	ND		ug/l	2.5	0.70	1
Methyl tert butyl ether	ND		ug/l	2.5	0.70	1
p/m-Xylene	ND		ug/l	2.5	0.70	1
o-Xylene	ND		ug/l	2.5	0.70	1
cis-1,2-Dichloroethene	ND		ug/l	2.5	0.70	1
Styrene	ND		ug/l	2.5	0.70	1
Dichlorodifluoromethane	ND		ug/l	5.0	1.0	1
Acetone	ND		ug/l	5.0	1.5	1
Carbon disulfide	ND		ug/l	5.0	1.0	1
2-Butanone	ND		ug/l	5.0	1.9	1
4-Methyl-2-pentanone	ND		ug/l	5.0	1.0	1
2-Hexanone	ND		ug/l	5.0	1.0	1
Bromochloromethane	ND		ug/l	2.5	0.70	1
1,2-Dibromoethane	ND		ug/l	2.0	0.65	1
1,2-Dibromo-3-chloropropane	ND		ug/l	2.5	0.70	1
Isopropylbenzene	ND		ug/l	2.5	0.70	1
1,2,3-Trichlorobenzene	ND		ug/l	2.5	0.70	1
1,2,4-Trichlorobenzene	ND		ug/l	2.5	0.70	1
Methyl Acetate	ND		ug/l	2.0	0.23	1
Cyclohexane	ND		ug/l	10	0.27	1
1,4-Dioxane	ND		ug/l	250	61.	1
Freon-113	ND		ug/l	2.5	0.70	1
Methyl cyclohexane	ND		ug/l	10	0.40	1

Surrogate	% Recovery	Qualifier	Acceptance Criteria
1,2-Dichloroethane-d4	100		70-130
Toluene-d8	97		70-130
4-Bromofluorobenzene	103		70-130
Dibromofluoromethane	95		70-130

Project Name: 275 FRANKLIN ST. SITE
Project Number: B0156-021-001-001
Lab Number: L2217568
Report Date: 04/14/22

SAMPLE RESULTS

Lab ID: L2217568-05 D
Client ID: PZ-11
Sample Location: BUFFALO, NY

Date Collected: 04/05/22 13:48
Date Received: 04/05/22
Field Prep: Not Specified

Sample Depth:
Matrix: Water
Analytical Method: 1,8260C
Analytical Date: 04/14/22 08:24
Analyst: MV

Parameter	Result	Qualifier	Units	RL	MDL	Dilution Factor
Volatile Organics by GC/MS - Westborough Lab						
Methylene chloride	ND		ug/l	25	7.0	10
1,1-Dichloroethane	ND		ug/l	25	7.0	10
Chloroform	ND		ug/l	25	7.0	10
Carbon tetrachloride	ND		ug/l	5.0	1.3	10
1,2-Dichloropropane	ND		ug/l	10	1.4	10
Dibromochloromethane	ND		ug/l	5.0	1.5	10
1,1,2-Trichloroethane	ND		ug/l	15	5.0	10
Tetrachloroethene	1500		ug/l	5.0	1.8	10
Chlorobenzene	ND		ug/l	25	7.0	10
Trichlorofluoromethane	ND		ug/l	25	7.0	10
1,2-Dichloroethane	ND		ug/l	5.0	1.3	10
1,1,1-Trichloroethane	ND		ug/l	25	7.0	10
Bromodichloromethane	ND		ug/l	5.0	1.9	10
trans-1,3-Dichloropropene	ND		ug/l	5.0	1.6	10
cis-1,3-Dichloropropene	ND		ug/l	5.0	1.4	10
Bromoform	ND		ug/l	20	6.5	10
1,1,2,2-Tetrachloroethane	ND		ug/l	5.0	1.7	10
Benzene	ND		ug/l	5.0	1.6	10
Toluene	ND		ug/l	25	7.0	10
Ethylbenzene	ND		ug/l	25	7.0	10
Chloromethane	ND		ug/l	25	7.0	10
Bromomethane	ND		ug/l	25	7.0	10
Vinyl chloride	ND		ug/l	10	0.71	10
Chloroethane	ND		ug/l	25	7.0	10
1,1-Dichloroethene	ND		ug/l	5.0	1.7	10
trans-1,2-Dichloroethene	ND		ug/l	25	7.0	10
Trichloroethene	9.2		ug/l	5.0	1.8	10
1,2-Dichlorobenzene	ND		ug/l	25	7.0	10

Project Name: 275 FRANKLIN ST. SITE **Lab Number:** L2217568

Project Number: B0156-021-001-001 **Report Date:** 04/14/22

SAMPLE RESULTS

Lab ID: L2217568-05 D
Client ID: PZ-11
Sample Location: BUFFALO, NY

Date Collected: 04/05/22 13:48
Date Received: 04/05/22
Field Prep: Not Specified

Sample Depth:

Parameter	Result	Qualifier	Units	RL	MDL	Dilution Factor
Volatile Organics by GC/MS - Westborough Lab						
1,3-Dichlorobenzene	ND		ug/l	25	7.0	10
1,4-Dichlorobenzene	ND		ug/l	25	7.0	10
Methyl tert butyl ether	ND		ug/l	25	7.0	10
p/m-Xylene	ND		ug/l	25	7.0	10
o-Xylene	ND		ug/l	25	7.0	10
cis-1,2-Dichloroethene	7.5	J	ug/l	25	7.0	10
Styrene	ND		ug/l	25	7.0	10
Dichlorodifluoromethane	ND		ug/l	50	10.	10
Acetone	ND		ug/l	50	15.	10
Carbon disulfide	ND		ug/l	50	10.	10
2-Butanone	ND		ug/l	50	19.	10
4-Methyl-2-pentanone	ND		ug/l	50	10.	10
2-Hexanone	ND		ug/l	50	10.	10
Bromochloromethane	ND		ug/l	25	7.0	10
1,2-Dibromoethane	ND		ug/l	20	6.5	10
1,2-Dibromo-3-chloropropane	ND		ug/l	25	7.0	10
Isopropylbenzene	ND		ug/l	25	7.0	10
1,2,3-Trichlorobenzene	ND		ug/l	25	7.0	10
1,2,4-Trichlorobenzene	ND		ug/l	25	7.0	10
Methyl Acetate	ND		ug/l	20	2.3	10
Cyclohexane	ND		ug/l	100	2.7	10
1,4-Dioxane	ND		ug/l	2500	610	10
Freon-113	ND		ug/l	25	7.0	10
Methyl cyclohexane	ND		ug/l	100	4.0	10

Surrogate	% Recovery	Qualifier	Acceptance Criteria
1,2-Dichloroethane-d4	101		70-130
Toluene-d8	96		70-130
4-Bromofluorobenzene	105		70-130
Dibromofluoromethane	95		70-130

Project Name: 275 FRANKLIN ST. SITE
Project Number: B0156-021-001-001
Lab Number: L2217568
Report Date: 04/14/22

SAMPLE RESULTS

Lab ID: L2217568-06 D
Client ID: PZ-12
Sample Location: BUFFALO, NY

Date Collected: 04/05/22 13:07
Date Received: 04/05/22
Field Prep: Not Specified

Sample Depth:
Matrix: Water
Analytical Method: 1,8260C
Analytical Date: 04/13/22 10:45
Analyst: LAC

Parameter	Result	Qualifier	Units	RL	MDL	Dilution Factor
Volatile Organics by GC/MS - Westborough Lab						
Methylene chloride	ND		ug/l	12	3.5	5
1,1-Dichloroethane	ND		ug/l	12	3.5	5
Chloroform	ND		ug/l	12	3.5	5
Carbon tetrachloride	ND		ug/l	2.5	0.67	5
1,2-Dichloropropane	ND		ug/l	5.0	0.68	5
Dibromochloromethane	ND		ug/l	2.5	0.74	5
1,1,2-Trichloroethane	ND		ug/l	7.5	2.5	5
Tetrachloroethene	500		ug/l	2.5	0.90	5
Chlorobenzene	ND		ug/l	12	3.5	5
Trichlorofluoromethane	ND		ug/l	12	3.5	5
1,2-Dichloroethane	ND		ug/l	2.5	0.66	5
1,1,1-Trichloroethane	ND		ug/l	12	3.5	5
Bromodichloromethane	ND		ug/l	2.5	0.96	5
trans-1,3-Dichloropropene	ND		ug/l	2.5	0.82	5
cis-1,3-Dichloropropene	ND		ug/l	2.5	0.72	5
Bromoform	ND		ug/l	10	3.2	5
1,1,2,2-Tetrachloroethane	ND		ug/l	2.5	0.84	5
Benzene	ND		ug/l	2.5	0.80	5
Toluene	ND		ug/l	12	3.5	5
Ethylbenzene	ND		ug/l	12	3.5	5
Chloromethane	ND		ug/l	12	3.5	5
Bromomethane	ND		ug/l	12	3.5	5
Vinyl chloride	ND		ug/l	5.0	0.36	5
Chloroethane	ND		ug/l	12	3.5	5
1,1-Dichloroethene	ND		ug/l	2.5	0.84	5
trans-1,2-Dichloroethene	ND		ug/l	12	3.5	5
Trichloroethene	2.6		ug/l	2.5	0.88	5
1,2-Dichlorobenzene	ND		ug/l	12	3.5	5

Project Name: 275 FRANKLIN ST. SITE **Lab Number:** L2217568

Project Number: B0156-021-001-001 **Report Date:** 04/14/22

SAMPLE RESULTS

Lab ID: L2217568-06 D
Client ID: PZ-12
Sample Location: BUFFALO, NY

Date Collected: 04/05/22 13:07
Date Received: 04/05/22
Field Prep: Not Specified

Sample Depth:

Parameter	Result	Qualifier	Units	RL	MDL	Dilution Factor
Volatile Organics by GC/MS - Westborough Lab						
1,3-Dichlorobenzene	ND		ug/l	12	3.5	5
1,4-Dichlorobenzene	ND		ug/l	12	3.5	5
Methyl tert butyl ether	ND		ug/l	12	3.5	5
p/m-Xylene	ND		ug/l	12	3.5	5
o-Xylene	ND		ug/l	12	3.5	5
cis-1,2-Dichloroethene	ND		ug/l	12	3.5	5
Styrene	ND		ug/l	12	3.5	5
Dichlorodifluoromethane	ND		ug/l	25	5.0	5
Acetone	ND		ug/l	25	7.3	5
Carbon disulfide	ND		ug/l	25	5.0	5
2-Butanone	ND		ug/l	25	9.7	5
4-Methyl-2-pentanone	ND		ug/l	25	5.0	5
2-Hexanone	ND		ug/l	25	5.0	5
Bromochloromethane	ND		ug/l	12	3.5	5
1,2-Dibromoethane	ND		ug/l	10	3.2	5
1,2-Dibromo-3-chloropropane	ND		ug/l	12	3.5	5
Isopropylbenzene	ND		ug/l	12	3.5	5
1,2,3-Trichlorobenzene	ND		ug/l	12	3.5	5
1,2,4-Trichlorobenzene	ND		ug/l	12	3.5	5
Methyl Acetate	ND		ug/l	10	1.2	5
Cyclohexane	ND		ug/l	50	1.4	5
1,4-Dioxane	ND		ug/l	1200	300	5
Freon-113	ND		ug/l	12	3.5	5
Methyl cyclohexane	ND		ug/l	50	2.0	5

Surrogate	% Recovery	Qualifier	Acceptance Criteria
1,2-Dichloroethane-d4	109		70-130
Toluene-d8	98		70-130
4-Bromofluorobenzene	106		70-130
Dibromofluoromethane	98		70-130

Project Name: 275 FRANKLIN ST. SITE
Project Number: B0156-021-001-001
Lab Number: L2217568
Report Date: 04/14/22

SAMPLE RESULTS

Lab ID: L2217568-07
Client ID: PZ-13
Sample Location: BUFFALO, NY

Date Collected: 04/05/22 11:30
Date Received: 04/05/22
Field Prep: Not Specified

Sample Depth:
Matrix: Water
Analytical Method: 1,8260C
Analytical Date: 04/13/22 11:06
Analyst: LAC

Parameter	Result	Qualifier	Units	RL	MDL	Dilution Factor
Volatile Organics by GC/MS - Westborough Lab						
Methylene chloride	ND		ug/l	2.5	0.70	1
1,1-Dichloroethane	ND		ug/l	2.5	0.70	1
Chloroform	ND		ug/l	2.5	0.70	1
Carbon tetrachloride	ND		ug/l	0.50	0.13	1
1,2-Dichloropropane	ND		ug/l	1.0	0.14	1
Dibromochloromethane	ND		ug/l	0.50	0.15	1
1,1,2-Trichloroethane	ND		ug/l	1.5	0.50	1
Tetrachloroethene	12		ug/l	0.50	0.18	1
Chlorobenzene	ND		ug/l	2.5	0.70	1
Trichlorofluoromethane	ND		ug/l	2.5	0.70	1
1,2-Dichloroethane	ND		ug/l	0.50	0.13	1
1,1,1-Trichloroethane	ND		ug/l	2.5	0.70	1
Bromodichloromethane	ND		ug/l	0.50	0.19	1
trans-1,3-Dichloropropene	ND		ug/l	0.50	0.16	1
cis-1,3-Dichloropropene	ND		ug/l	0.50	0.14	1
Bromoform	ND		ug/l	2.0	0.65	1
1,1,2,2-Tetrachloroethane	ND		ug/l	0.50	0.17	1
Benzene	ND		ug/l	0.50	0.16	1
Toluene	ND		ug/l	2.5	0.70	1
Ethylbenzene	ND		ug/l	2.5	0.70	1
Chloromethane	ND		ug/l	2.5	0.70	1
Bromomethane	ND		ug/l	2.5	0.70	1
Vinyl chloride	4.3		ug/l	1.0	0.07	1
Chloroethane	ND		ug/l	2.5	0.70	1
1,1-Dichloroethene	ND		ug/l	0.50	0.17	1
trans-1,2-Dichloroethene	1.7	J	ug/l	2.5	0.70	1
Trichloroethene	10		ug/l	0.50	0.18	1
1,2-Dichlorobenzene	ND		ug/l	2.5	0.70	1

Project Name: 275 FRANKLIN ST. SITE **Lab Number:** L2217568

Project Number: B0156-021-001-001 **Report Date:** 04/14/22

SAMPLE RESULTS

Lab ID: L2217568-07 Date Collected: 04/05/22 11:30

Client ID: PZ-13 Date Received: 04/05/22

Sample Location: BUFFALO, NY Field Prep: Not Specified

Sample Depth:

Parameter	Result	Qualifier	Units	RL	MDL	Dilution Factor
Volatile Organics by GC/MS - Westborough Lab						
1,3-Dichlorobenzene	ND		ug/l	2.5	0.70	1
1,4-Dichlorobenzene	ND		ug/l	2.5	0.70	1
Methyl tert butyl ether	ND		ug/l	2.5	0.70	1
p/m-Xylene	ND		ug/l	2.5	0.70	1
o-Xylene	ND		ug/l	2.5	0.70	1
cis-1,2-Dichloroethene	70		ug/l	2.5	0.70	1
Styrene	ND		ug/l	2.5	0.70	1
Dichlorodifluoromethane	ND		ug/l	5.0	1.0	1
Acetone	ND		ug/l	5.0	1.5	1
Carbon disulfide	ND		ug/l	5.0	1.0	1
2-Butanone	ND		ug/l	5.0	1.9	1
4-Methyl-2-pentanone	ND		ug/l	5.0	1.0	1
2-Hexanone	ND		ug/l	5.0	1.0	1
Bromochloromethane	ND		ug/l	2.5	0.70	1
1,2-Dibromoethane	ND		ug/l	2.0	0.65	1
1,2-Dibromo-3-chloropropane	ND		ug/l	2.5	0.70	1
Isopropylbenzene	ND		ug/l	2.5	0.70	1
1,2,3-Trichlorobenzene	ND		ug/l	2.5	0.70	1
1,2,4-Trichlorobenzene	ND		ug/l	2.5	0.70	1
Methyl Acetate	ND		ug/l	2.0	0.23	1
Cyclohexane	ND		ug/l	10	0.27	1
1,4-Dioxane	ND		ug/l	250	61.	1
Freon-113	ND		ug/l	2.5	0.70	1
Methyl cyclohexane	ND		ug/l	10	0.40	1

Surrogate	% Recovery	Qualifier	Acceptance Criteria
1,2-Dichloroethane-d4	114		70-130
Toluene-d8	99		70-130
4-Bromofluorobenzene	106		70-130
Dibromofluoromethane	102		70-130

Project Name: 275 FRANKLIN ST. SITE
Project Number: B0156-021-001-001
Lab Number: L2217568
Report Date: 04/14/22

SAMPLE RESULTS

Lab ID: L2217568-08 D
Client ID: PZ-14
Sample Location: BUFFALO, NY

Date Collected: 04/05/22 12:12
Date Received: 04/05/22
Field Prep: Not Specified

Sample Depth:
Matrix: Water
Analytical Method: 1,8260C
Analytical Date: 04/13/22 11:26
Analyst: LAC

Parameter	Result	Qualifier	Units	RL	MDL	Dilution Factor
Volatile Organics by GC/MS - Westborough Lab						
Methylene chloride	ND		ug/l	5.0	1.4	2
1,1-Dichloroethane	ND		ug/l	5.0	1.4	2
Chloroform	ND		ug/l	5.0	1.4	2
Carbon tetrachloride	ND		ug/l	1.0	0.27	2
1,2-Dichloropropane	ND		ug/l	2.0	0.27	2
Dibromochloromethane	ND		ug/l	1.0	0.30	2
1,1,2-Trichloroethane	ND		ug/l	3.0	1.0	2
Tetrachloroethene	200		ug/l	1.0	0.36	2
Chlorobenzene	ND		ug/l	5.0	1.4	2
Trichlorofluoromethane	ND		ug/l	5.0	1.4	2
1,2-Dichloroethane	ND		ug/l	1.0	0.26	2
1,1,1-Trichloroethane	ND		ug/l	5.0	1.4	2
Bromodichloromethane	ND		ug/l	1.0	0.38	2
trans-1,3-Dichloropropene	ND		ug/l	1.0	0.33	2
cis-1,3-Dichloropropene	ND		ug/l	1.0	0.29	2
Bromoform	ND		ug/l	4.0	1.3	2
1,1,2,2-Tetrachloroethane	ND		ug/l	1.0	0.33	2
Benzene	ND		ug/l	1.0	0.32	2
Toluene	ND		ug/l	5.0	1.4	2
Ethylbenzene	ND		ug/l	5.0	1.4	2
Chloromethane	ND		ug/l	5.0	1.4	2
Bromomethane	ND		ug/l	5.0	1.4	2
Vinyl chloride	8.0		ug/l	2.0	0.14	2
Chloroethane	ND		ug/l	5.0	1.4	2
1,1-Dichloroethene	0.40	J	ug/l	1.0	0.34	2
trans-1,2-Dichloroethene	3.0	J	ug/l	5.0	1.4	2
Trichloroethene	20		ug/l	1.0	0.35	2
1,2-Dichlorobenzene	ND		ug/l	5.0	1.4	2

Project Name: 275 FRANKLIN ST. SITE **Lab Number:** L2217568

Project Number: B0156-021-001-001 **Report Date:** 04/14/22

SAMPLE RESULTS

Lab ID: L2217568-08 D
Client ID: PZ-14
Sample Location: BUFFALO, NY

Date Collected: 04/05/22 12:12
Date Received: 04/05/22
Field Prep: Not Specified

Sample Depth:

Parameter	Result	Qualifier	Units	RL	MDL	Dilution Factor
Volatile Organics by GC/MS - Westborough Lab						
1,3-Dichlorobenzene	ND		ug/l	5.0	1.4	2
1,4-Dichlorobenzene	ND		ug/l	5.0	1.4	2
Methyl tert butyl ether	ND		ug/l	5.0	1.4	2
p/m-Xylene	ND		ug/l	5.0	1.4	2
o-Xylene	ND		ug/l	5.0	1.4	2
cis-1,2-Dichloroethene	130		ug/l	5.0	1.4	2
Styrene	ND		ug/l	5.0	1.4	2
Dichlorodifluoromethane	ND		ug/l	10	2.0	2
Acetone	ND		ug/l	10	2.9	2
Carbon disulfide	ND		ug/l	10	2.0	2
2-Butanone	ND		ug/l	10	3.9	2
4-Methyl-2-pentanone	ND		ug/l	10	2.0	2
2-Hexanone	ND		ug/l	10	2.0	2
Bromochloromethane	ND		ug/l	5.0	1.4	2
1,2-Dibromoethane	ND		ug/l	4.0	1.3	2
1,2-Dibromo-3-chloropropane	ND		ug/l	5.0	1.4	2
Isopropylbenzene	ND		ug/l	5.0	1.4	2
1,2,3-Trichlorobenzene	ND		ug/l	5.0	1.4	2
1,2,4-Trichlorobenzene	ND		ug/l	5.0	1.4	2
Methyl Acetate	ND		ug/l	4.0	0.47	2
Cyclohexane	ND		ug/l	20	0.54	2
1,4-Dioxane	ND		ug/l	500	120	2
Freon-113	ND		ug/l	5.0	1.4	2
Methyl cyclohexane	ND		ug/l	20	0.79	2

Surrogate	% Recovery	Qualifier	Acceptance Criteria
1,2-Dichloroethane-d4	110		70-130
Toluene-d8	97		70-130
4-Bromofluorobenzene	102		70-130
Dibromofluoromethane	99		70-130

Project Name: 275 FRANKLIN ST. SITE
Project Number: B0156-021-001-001
Lab Number: L2217568
Report Date: 04/14/22

SAMPLE RESULTS

Lab ID: L2217568-09 D
Client ID: MW-24D
Sample Location: BUFFALO, NY

Date Collected: 04/05/22 11:10
Date Received: 04/05/22
Field Prep: Not Specified

Sample Depth:
Matrix: Water
Analytical Method: 1,8260C
Analytical Date: 04/13/22 11:46
Analyst: LAC

Parameter	Result	Qualifier	Units	RL	MDL	Dilution Factor
Volatile Organics by GC/MS - Westborough Lab						
Methylene chloride	ND		ug/l	5.0	1.4	2
1,1-Dichloroethane	ND		ug/l	5.0	1.4	2
Chloroform	ND		ug/l	5.0	1.4	2
Carbon tetrachloride	ND		ug/l	1.0	0.27	2
1,2-Dichloropropane	ND		ug/l	2.0	0.27	2
Dibromochloromethane	ND		ug/l	1.0	0.30	2
1,1,2-Trichloroethane	ND		ug/l	3.0	1.0	2
Tetrachloroethene	79		ug/l	1.0	0.36	2
Chlorobenzene	ND		ug/l	5.0	1.4	2
Trichlorofluoromethane	ND		ug/l	5.0	1.4	2
1,2-Dichloroethane	ND		ug/l	1.0	0.26	2
1,1,1-Trichloroethane	ND		ug/l	5.0	1.4	2
Bromodichloromethane	ND		ug/l	1.0	0.38	2
trans-1,3-Dichloropropene	ND		ug/l	1.0	0.33	2
cis-1,3-Dichloropropene	ND		ug/l	1.0	0.29	2
Bromoform	ND		ug/l	4.0	1.3	2
1,1,2,2-Tetrachloroethane	ND		ug/l	1.0	0.33	2
Benzene	ND		ug/l	1.0	0.32	2
Toluene	ND		ug/l	5.0	1.4	2
Ethylbenzene	ND		ug/l	5.0	1.4	2
Chloromethane	ND		ug/l	5.0	1.4	2
Bromomethane	ND		ug/l	5.0	1.4	2
Vinyl chloride	0.58	J	ug/l	2.0	0.14	2
Chloroethane	ND		ug/l	5.0	1.4	2
1,1-Dichloroethene	0.49	J	ug/l	1.0	0.34	2
trans-1,2-Dichloroethene	ND		ug/l	5.0	1.4	2
Trichloroethene	36		ug/l	1.0	0.35	2
1,2-Dichlorobenzene	ND		ug/l	5.0	1.4	2

Project Name: 275 FRANKLIN ST. SITE **Lab Number:** L2217568

Project Number: B0156-021-001-001 **Report Date:** 04/14/22

SAMPLE RESULTS

Lab ID: L2217568-09 D
Client ID: MW-24D
Sample Location: BUFFALO, NY

Date Collected: 04/05/22 11:10
Date Received: 04/05/22
Field Prep: Not Specified

Sample Depth:

Parameter	Result	Qualifier	Units	RL	MDL	Dilution Factor
Volatile Organics by GC/MS - Westborough Lab						
1,3-Dichlorobenzene	ND		ug/l	5.0	1.4	2
1,4-Dichlorobenzene	ND		ug/l	5.0	1.4	2
Methyl tert butyl ether	ND		ug/l	5.0	1.4	2
p/m-Xylene	ND		ug/l	5.0	1.4	2
o-Xylene	ND		ug/l	5.0	1.4	2
cis-1,2-Dichloroethene	210		ug/l	5.0	1.4	2
Styrene	ND		ug/l	5.0	1.4	2
Dichlorodifluoromethane	ND		ug/l	10	2.0	2
Acetone	ND		ug/l	10	2.9	2
Carbon disulfide	ND		ug/l	10	2.0	2
2-Butanone	ND		ug/l	10	3.9	2
4-Methyl-2-pentanone	ND		ug/l	10	2.0	2
2-Hexanone	ND		ug/l	10	2.0	2
Bromochloromethane	ND		ug/l	5.0	1.4	2
1,2-Dibromoethane	ND		ug/l	4.0	1.3	2
1,2-Dibromo-3-chloropropane	ND		ug/l	5.0	1.4	2
Isopropylbenzene	ND		ug/l	5.0	1.4	2
1,2,3-Trichlorobenzene	ND		ug/l	5.0	1.4	2
1,2,4-Trichlorobenzene	ND		ug/l	5.0	1.4	2
Methyl Acetate	ND		ug/l	4.0	0.47	2
Cyclohexane	ND		ug/l	20	0.54	2
1,4-Dioxane	ND		ug/l	500	120	2
Freon-113	ND		ug/l	5.0	1.4	2
Methyl cyclohexane	ND		ug/l	20	0.79	2

Surrogate	% Recovery	Qualifier	Acceptance Criteria
1,2-Dichloroethane-d4	112		70-130
Toluene-d8	98		70-130
4-Bromofluorobenzene	103		70-130
Dibromofluoromethane	100		70-130

Project Name: 275 FRANKLIN ST. SITE
Project Number: B0156-021-001-001
Lab Number: L2217568
Report Date: 04/14/22

SAMPLE RESULTS

Lab ID: L2217568-10 D
Client ID: MW-24S
Sample Location: BUFFALO, NY

Date Collected: 04/05/22 12:10
Date Received: 04/05/22
Field Prep: Not Specified

Sample Depth:
Matrix: Water
Analytical Method: 1,8260C
Analytical Date: 04/14/22 08:43
Analyst: MV

Parameter	Result	Qualifier	Units	RL	MDL	Dilution Factor
Volatile Organics by GC/MS - Westborough Lab						
Methylene chloride	ND		ug/l	12	3.5	5
1,1-Dichloroethane	ND		ug/l	12	3.5	5
Chloroform	ND		ug/l	12	3.5	5
Carbon tetrachloride	ND		ug/l	2.5	0.67	5
1,2-Dichloropropane	ND		ug/l	5.0	0.68	5
Dibromochloromethane	ND		ug/l	2.5	0.74	5
1,1,2-Trichloroethane	ND		ug/l	7.5	2.5	5
Tetrachloroethene	820		ug/l	2.5	0.90	5
Chlorobenzene	ND		ug/l	12	3.5	5
Trichlorofluoromethane	ND		ug/l	12	3.5	5
1,2-Dichloroethane	ND		ug/l	2.5	0.66	5
1,1,1-Trichloroethane	ND		ug/l	12	3.5	5
Bromodichloromethane	ND		ug/l	2.5	0.96	5
trans-1,3-Dichloropropene	ND		ug/l	2.5	0.82	5
cis-1,3-Dichloropropene	ND		ug/l	2.5	0.72	5
Bromoform	ND		ug/l	10	3.2	5
1,1,2,2-Tetrachloroethane	ND		ug/l	2.5	0.84	5
Benzene	ND		ug/l	2.5	0.80	5
Toluene	ND		ug/l	12	3.5	5
Ethylbenzene	ND		ug/l	12	3.5	5
Chloromethane	ND		ug/l	12	3.5	5
Bromomethane	ND		ug/l	12	3.5	5
Vinyl chloride	ND		ug/l	5.0	0.36	5
Chloroethane	ND		ug/l	12	3.5	5
1,1-Dichloroethene	ND		ug/l	2.5	0.84	5
trans-1,2-Dichloroethene	ND		ug/l	12	3.5	5
Trichloroethene	1.2	J	ug/l	2.5	0.88	5
1,2-Dichlorobenzene	ND		ug/l	12	3.5	5

Project Name: 275 FRANKLIN ST. SITE **Lab Number:** L2217568

Project Number: B0156-021-001-001 **Report Date:** 04/14/22

SAMPLE RESULTS

Lab ID: L2217568-10 D Date Collected: 04/05/22 12:10
Client ID: MW-24S Date Received: 04/05/22
Sample Location: BUFFALO, NY Field Prep: Not Specified

Sample Depth:

Parameter	Result	Qualifier	Units	RL	MDL	Dilution Factor
Volatile Organics by GC/MS - Westborough Lab						
1,3-Dichlorobenzene	ND		ug/l	12	3.5	5
1,4-Dichlorobenzene	ND		ug/l	12	3.5	5
Methyl tert butyl ether	ND		ug/l	12	3.5	5
p/m-Xylene	ND		ug/l	12	3.5	5
o-Xylene	ND		ug/l	12	3.5	5
cis-1,2-Dichloroethene	ND		ug/l	12	3.5	5
Styrene	ND		ug/l	12	3.5	5
Dichlorodifluoromethane	ND		ug/l	25	5.0	5
Acetone	ND		ug/l	25	7.3	5
Carbon disulfide	ND		ug/l	25	5.0	5
2-Butanone	ND		ug/l	25	9.7	5
4-Methyl-2-pentanone	ND		ug/l	25	5.0	5
2-Hexanone	ND		ug/l	25	5.0	5
Bromochloromethane	ND		ug/l	12	3.5	5
1,2-Dibromoethane	ND		ug/l	10	3.2	5
1,2-Dibromo-3-chloropropane	ND		ug/l	12	3.5	5
Isopropylbenzene	ND		ug/l	12	3.5	5
1,2,3-Trichlorobenzene	ND		ug/l	12	3.5	5
1,2,4-Trichlorobenzene	ND		ug/l	12	3.5	5
Methyl Acetate	ND		ug/l	10	1.2	5
Cyclohexane	ND		ug/l	50	1.4	5
1,4-Dioxane	ND		ug/l	1200	300	5
Freon-113	ND		ug/l	12	3.5	5
Methyl cyclohexane	ND		ug/l	50	2.0	5

Surrogate	% Recovery	Qualifier	Acceptance Criteria
1,2-Dichloroethane-d4	100		70-130
Toluene-d8	98		70-130
4-Bromofluorobenzene	107		70-130
Dibromofluoromethane	94		70-130

Project Name: 275 FRANKLIN ST. SITE
Project Number: B0156-021-001-001
Lab Number: L2217568
Report Date: 04/14/22

SAMPLE RESULTS

Lab ID: L2217568-11 D
Client ID: BLIND DUP
Sample Location: BUFFALO, NY

Date Collected: 04/05/22 08:00
Date Received: 04/05/22
Field Prep: Not Specified

Sample Depth:
Matrix: Water
Analytical Method: 1,8260C
Analytical Date: 04/13/22 12:26
Analyst: LAC

Parameter	Result	Qualifier	Units	RL	MDL	Dilution Factor
Volatile Organics by GC/MS - Westborough Lab						
Methylene chloride	ND		ug/l	5.0	1.4	2
1,1-Dichloroethane	ND		ug/l	5.0	1.4	2
Chloroform	ND		ug/l	5.0	1.4	2
Carbon tetrachloride	ND		ug/l	1.0	0.27	2
1,2-Dichloropropane	ND		ug/l	2.0	0.27	2
Dibromochloromethane	ND		ug/l	1.0	0.30	2
1,1,2-Trichloroethane	ND		ug/l	3.0	1.0	2
Tetrachloroethene	85		ug/l	1.0	0.36	2
Chlorobenzene	ND		ug/l	5.0	1.4	2
Trichlorofluoromethane	ND		ug/l	5.0	1.4	2
1,2-Dichloroethane	ND		ug/l	1.0	0.26	2
1,1,1-Trichloroethane	ND		ug/l	5.0	1.4	2
Bromodichloromethane	ND		ug/l	1.0	0.38	2
trans-1,3-Dichloropropene	ND		ug/l	1.0	0.33	2
cis-1,3-Dichloropropene	ND		ug/l	1.0	0.29	2
Bromoform	ND		ug/l	4.0	1.3	2
1,1,2,2-Tetrachloroethane	ND		ug/l	1.0	0.33	2
Benzene	ND		ug/l	1.0	0.32	2
Toluene	ND		ug/l	5.0	1.4	2
Ethylbenzene	ND		ug/l	5.0	1.4	2
Chloromethane	ND		ug/l	5.0	1.4	2
Bromomethane	ND		ug/l	5.0	1.4	2
Vinyl chloride	0.75	J	ug/l	2.0	0.14	2
Chloroethane	ND		ug/l	5.0	1.4	2
1,1-Dichloroethene	0.58	J	ug/l	1.0	0.34	2
trans-1,2-Dichloroethene	ND		ug/l	5.0	1.4	2
Trichloroethene	40		ug/l	1.0	0.35	2
1,2-Dichlorobenzene	ND		ug/l	5.0	1.4	2

Project Name: 275 FRANKLIN ST. SITE **Lab Number:** L2217568

Project Number: B0156-021-001-001 **Report Date:** 04/14/22

SAMPLE RESULTS

Lab ID: L2217568-11 D
Client ID: BLIND DUP
Sample Location: BUFFALO, NY

Date Collected: 04/05/22 08:00
Date Received: 04/05/22
Field Prep: Not Specified

Sample Depth:

Parameter	Result	Qualifier	Units	RL	MDL	Dilution Factor
Volatile Organics by GC/MS - Westborough Lab						
1,3-Dichlorobenzene	ND		ug/l	5.0	1.4	2
1,4-Dichlorobenzene	ND		ug/l	5.0	1.4	2
Methyl tert butyl ether	ND		ug/l	5.0	1.4	2
p/m-Xylene	ND		ug/l	5.0	1.4	2
o-Xylene	ND		ug/l	5.0	1.4	2
cis-1,2-Dichloroethene	220		ug/l	5.0	1.4	2
Styrene	ND		ug/l	5.0	1.4	2
Dichlorodifluoromethane	ND		ug/l	10	2.0	2
Acetone	ND		ug/l	10	2.9	2
Carbon disulfide	ND		ug/l	10	2.0	2
2-Butanone	ND		ug/l	10	3.9	2
4-Methyl-2-pentanone	ND		ug/l	10	2.0	2
2-Hexanone	ND		ug/l	10	2.0	2
Bromochloromethane	ND		ug/l	5.0	1.4	2
1,2-Dibromoethane	ND		ug/l	4.0	1.3	2
1,2-Dibromo-3-chloropropane	ND		ug/l	5.0	1.4	2
Isopropylbenzene	ND		ug/l	5.0	1.4	2
1,2,3-Trichlorobenzene	ND		ug/l	5.0	1.4	2
1,2,4-Trichlorobenzene	ND		ug/l	5.0	1.4	2
Methyl Acetate	ND		ug/l	4.0	0.47	2
Cyclohexane	ND		ug/l	20	0.54	2
1,4-Dioxane	ND		ug/l	500	120	2
Freon-113	ND		ug/l	5.0	1.4	2
Methyl cyclohexane	ND		ug/l	20	0.79	2

Surrogate	% Recovery	Qualifier	Acceptance Criteria
1,2-Dichloroethane-d4	112		70-130
Toluene-d8	96		70-130
4-Bromofluorobenzene	104		70-130
Dibromofluoromethane	105		70-130

Project Name: 275 FRANKLIN ST. SITE
Project Number: B0156-021-001-001
Lab Number: L2217568
Report Date: 04/14/22

SAMPLE RESULTS

Lab ID: L2217568-12 D
Client ID: MW-23S
Sample Location: BUFFALO, NY

Date Collected: 04/05/22 13:13
Date Received: 04/05/22
Field Prep: Not Specified

Sample Depth:
Matrix: Water
Analytical Method: 1,8260C
Analytical Date: 04/14/22 09:02
Analyst: MV

Parameter	Result	Qualifier	Units	RL	MDL	Dilution Factor
Volatile Organics by GC/MS - Westborough Lab						
Methylene chloride	ND		ug/l	12	3.5	5
1,1-Dichloroethane	ND		ug/l	12	3.5	5
Chloroform	ND		ug/l	12	3.5	5
Carbon tetrachloride	ND		ug/l	2.5	0.67	5
1,2-Dichloropropane	ND		ug/l	5.0	0.68	5
Dibromochloromethane	ND		ug/l	2.5	0.74	5
1,1,2-Trichloroethane	ND		ug/l	7.5	2.5	5
Tetrachloroethene	700		ug/l	2.5	0.90	5
Chlorobenzene	ND		ug/l	12	3.5	5
Trichlorofluoromethane	ND		ug/l	12	3.5	5
1,2-Dichloroethane	ND		ug/l	2.5	0.66	5
1,1,1-Trichloroethane	ND		ug/l	12	3.5	5
Bromodichloromethane	ND		ug/l	2.5	0.96	5
trans-1,3-Dichloropropene	ND		ug/l	2.5	0.82	5
cis-1,3-Dichloropropene	ND		ug/l	2.5	0.72	5
Bromoform	ND		ug/l	10	3.2	5
1,1,2,2-Tetrachloroethane	ND		ug/l	2.5	0.84	5
Benzene	ND		ug/l	2.5	0.80	5
Toluene	ND		ug/l	12	3.5	5
Ethylbenzene	ND		ug/l	12	3.5	5
Chloromethane	ND		ug/l	12	3.5	5
Bromomethane	ND		ug/l	12	3.5	5
Vinyl chloride	ND		ug/l	5.0	0.36	5
Chloroethane	ND		ug/l	12	3.5	5
1,1-Dichloroethene	ND		ug/l	2.5	0.84	5
trans-1,2-Dichloroethene	ND		ug/l	12	3.5	5
Trichloroethene	3.5		ug/l	2.5	0.88	5
1,2-Dichlorobenzene	ND		ug/l	12	3.5	5

Project Name: 275 FRANKLIN ST. SITE **Lab Number:** L2217568

Project Number: B0156-021-001-001 **Report Date:** 04/14/22

SAMPLE RESULTS

Lab ID: L2217568-12 D Date Collected: 04/05/22 13:13

Client ID: MW-23S Date Received: 04/05/22

Sample Location: BUFFALO, NY Field Prep: Not Specified

Sample Depth:

Parameter	Result	Qualifier	Units	RL	MDL	Dilution Factor
Volatile Organics by GC/MS - Westborough Lab						
1,3-Dichlorobenzene	ND		ug/l	12	3.5	5
1,4-Dichlorobenzene	ND		ug/l	12	3.5	5
Methyl tert butyl ether	ND		ug/l	12	3.5	5
p/m-Xylene	ND		ug/l	12	3.5	5
o-Xylene	ND		ug/l	12	3.5	5
cis-1,2-Dichloroethene	ND		ug/l	12	3.5	5
Styrene	ND		ug/l	12	3.5	5
Dichlorodifluoromethane	ND		ug/l	25	5.0	5
Acetone	ND		ug/l	25	7.3	5
Carbon disulfide	ND		ug/l	25	5.0	5
2-Butanone	ND		ug/l	25	9.7	5
4-Methyl-2-pentanone	ND		ug/l	25	5.0	5
2-Hexanone	ND		ug/l	25	5.0	5
Bromochloromethane	ND		ug/l	12	3.5	5
1,2-Dibromoethane	ND		ug/l	10	3.2	5
1,2-Dibromo-3-chloropropane	ND		ug/l	12	3.5	5
Isopropylbenzene	ND		ug/l	12	3.5	5
1,2,3-Trichlorobenzene	ND		ug/l	12	3.5	5
1,2,4-Trichlorobenzene	ND		ug/l	12	3.5	5
Methyl Acetate	ND		ug/l	10	1.2	5
Cyclohexane	ND		ug/l	50	1.4	5
1,4-Dioxane	ND		ug/l	1200	300	5
Freon-113	ND		ug/l	12	3.5	5
Methyl cyclohexane	ND		ug/l	50	2.0	5

Surrogate	% Recovery	Qualifier	Acceptance Criteria
1,2-Dichloroethane-d4	105		70-130
Toluene-d8	97		70-130
4-Bromofluorobenzene	106		70-130
Dibromofluoromethane	95		70-130

Project Name: 275 FRANKLIN ST. SITE
Project Number: B0156-021-001-001
Lab Number: L2217568
Report Date: 04/14/22

SAMPLE RESULTS

Lab ID: L2217568-13
Client ID: TRIP BLANK
Sample Location: BUFFALO, NY

Date Collected: 04/05/22 00:00
Date Received: 04/05/22
Field Prep: Not Specified

Sample Depth:
Matrix: Water
Analytical Method: 1,8260C
Analytical Date: 04/13/22 08:46
Analyst: LAC

Parameter	Result	Qualifier	Units	RL	MDL	Dilution Factor
Volatile Organics by GC/MS - Westborough Lab						
Methylene chloride	ND		ug/l	2.5	0.70	1
1,1-Dichloroethane	ND		ug/l	2.5	0.70	1
Chloroform	ND		ug/l	2.5	0.70	1
Carbon tetrachloride	ND		ug/l	0.50	0.13	1
1,2-Dichloropropane	ND		ug/l	1.0	0.14	1
Dibromochloromethane	ND		ug/l	0.50	0.15	1
1,1,2-Trichloroethane	ND		ug/l	1.5	0.50	1
Tetrachloroethene	ND		ug/l	0.50	0.18	1
Chlorobenzene	ND		ug/l	2.5	0.70	1
Trichlorofluoromethane	ND		ug/l	2.5	0.70	1
1,2-Dichloroethane	ND		ug/l	0.50	0.13	1
1,1,1-Trichloroethane	ND		ug/l	2.5	0.70	1
Bromodichloromethane	ND		ug/l	0.50	0.19	1
trans-1,3-Dichloropropene	ND		ug/l	0.50	0.16	1
cis-1,3-Dichloropropene	ND		ug/l	0.50	0.14	1
Bromoform	ND		ug/l	2.0	0.65	1
1,1,2,2-Tetrachloroethane	ND		ug/l	0.50	0.17	1
Benzene	ND		ug/l	0.50	0.16	1
Toluene	ND		ug/l	2.5	0.70	1
Ethylbenzene	ND		ug/l	2.5	0.70	1
Chloromethane	ND		ug/l	2.5	0.70	1
Bromomethane	ND		ug/l	2.5	0.70	1
Vinyl chloride	ND		ug/l	1.0	0.07	1
Chloroethane	ND		ug/l	2.5	0.70	1
1,1-Dichloroethene	ND		ug/l	0.50	0.17	1
trans-1,2-Dichloroethene	ND		ug/l	2.5	0.70	1
Trichloroethene	ND		ug/l	0.50	0.18	1
1,2-Dichlorobenzene	ND		ug/l	2.5	0.70	1

Project Name: 275 FRANKLIN ST. SITE
Project Number: B0156-021-001-001
Lab Number: L2217568
Report Date: 04/14/22

SAMPLE RESULTS

Lab ID: L2217568-13
Client ID: TRIP BLANK
Sample Location: BUFFALO, NY
Date Collected: 04/05/22 00:00
Date Received: 04/05/22
Field Prep: Not Specified

Sample Depth:

Parameter	Result	Qualifier	Units	RL	MDL	Dilution Factor
Volatile Organics by GC/MS - Westborough Lab						
1,3-Dichlorobenzene	ND		ug/l	2.5	0.70	1
1,4-Dichlorobenzene	ND		ug/l	2.5	0.70	1
Methyl tert butyl ether	ND		ug/l	2.5	0.70	1
p/m-Xylene	ND		ug/l	2.5	0.70	1
o-Xylene	ND		ug/l	2.5	0.70	1
cis-1,2-Dichloroethene	ND		ug/l	2.5	0.70	1
Styrene	ND		ug/l	2.5	0.70	1
Dichlorodifluoromethane	ND		ug/l	5.0	1.0	1
Acetone	ND		ug/l	5.0	1.5	1
Carbon disulfide	ND		ug/l	5.0	1.0	1
2-Butanone	ND		ug/l	5.0	1.9	1
4-Methyl-2-pentanone	ND		ug/l	5.0	1.0	1
2-Hexanone	ND		ug/l	5.0	1.0	1
Bromochloromethane	ND		ug/l	2.5	0.70	1
1,2-Dibromoethane	ND		ug/l	2.0	0.65	1
1,2-Dibromo-3-chloropropane	ND		ug/l	2.5	0.70	1
Isopropylbenzene	ND		ug/l	2.5	0.70	1
1,2,3-Trichlorobenzene	ND		ug/l	2.5	0.70	1
1,2,4-Trichlorobenzene	ND		ug/l	2.5	0.70	1
Methyl Acetate	ND		ug/l	2.0	0.23	1
Cyclohexane	ND		ug/l	10	0.27	1
1,4-Dioxane	ND		ug/l	250	61.	1
Freon-113	ND		ug/l	2.5	0.70	1
Methyl cyclohexane	ND		ug/l	10	0.40	1

Surrogate	% Recovery	Qualifier	Acceptance Criteria
1,2-Dichloroethane-d4	107		70-130
Toluene-d8	98		70-130
4-Bromofluorobenzene	105		70-130
Dibromofluoromethane	101		70-130

Project Name: 275 FRANKLIN ST. SITE
Project Number: B0156-021-001-001
Lab Number: L2217568
Report Date: 04/14/22

Method Blank Analysis
Batch Quality Control

Analytical Method: 1,8260C
Analytical Date: 04/13/22 08:27
Analyst: PD

Parameter	Result	Qualifier	Units	RL	MDL
Volatile Organics by GC/MS - Westborough Lab for sample(s): 01-02,06-09,11,13 Batch: WG1627025-5					
Methylene chloride	ND		ug/l	2.5	0.70
1,1-Dichloroethane	ND		ug/l	2.5	0.70
Chloroform	ND		ug/l	2.5	0.70
Carbon tetrachloride	ND		ug/l	0.50	0.13
1,2-Dichloropropane	ND		ug/l	1.0	0.14
Dibromochloromethane	ND		ug/l	0.50	0.15
1,1,2-Trichloroethane	ND		ug/l	1.5	0.50
Tetrachloroethene	ND		ug/l	0.50	0.18
Chlorobenzene	ND		ug/l	2.5	0.70
Trichlorofluoromethane	ND		ug/l	2.5	0.70
1,2-Dichloroethane	ND		ug/l	0.50	0.13
1,1,1-Trichloroethane	ND		ug/l	2.5	0.70
Bromodichloromethane	ND		ug/l	0.50	0.19
trans-1,3-Dichloropropene	ND		ug/l	0.50	0.16
cis-1,3-Dichloropropene	ND		ug/l	0.50	0.14
Bromoform	ND		ug/l	2.0	0.65
1,1,2,2-Tetrachloroethane	ND		ug/l	0.50	0.17
Benzene	ND		ug/l	0.50	0.16
Toluene	ND		ug/l	2.5	0.70
Ethylbenzene	ND		ug/l	2.5	0.70
Chloromethane	ND		ug/l	2.5	0.70
Bromomethane	ND		ug/l	2.5	0.70
Vinyl chloride	ND		ug/l	1.0	0.07
Chloroethane	ND		ug/l	2.5	0.70
1,1-Dichloroethene	ND		ug/l	0.50	0.17
trans-1,2-Dichloroethene	ND		ug/l	2.5	0.70
Trichloroethene	ND		ug/l	0.50	0.18
1,2-Dichlorobenzene	ND		ug/l	2.5	0.70
1,3-Dichlorobenzene	ND		ug/l	2.5	0.70

Project Name: 275 FRANKLIN ST. SITE
Project Number: B0156-021-001-001
Lab Number: L2217568
Report Date: 04/14/22

Method Blank Analysis
Batch Quality Control

Analytical Method: 1,8260C
Analytical Date: 04/13/22 08:27
Analyst: PD

Parameter	Result	Qualifier	Units	RL	MDL
Volatile Organics by GC/MS - Westborough Lab for sample(s): 01-02,06-09,11,13 Batch: WG1627025-5					
1,4-Dichlorobenzene	ND		ug/l	2.5	0.70
Methyl tert butyl ether	ND		ug/l	2.5	0.70
p/m-Xylene	ND		ug/l	2.5	0.70
o-Xylene	ND		ug/l	2.5	0.70
cis-1,2-Dichloroethene	ND		ug/l	2.5	0.70
Styrene	ND		ug/l	2.5	0.70
Dichlorodifluoromethane	ND		ug/l	5.0	1.0
Acetone	ND		ug/l	5.0	1.5
Carbon disulfide	ND		ug/l	5.0	1.0
2-Butanone	ND		ug/l	5.0	1.9
4-Methyl-2-pentanone	ND		ug/l	5.0	1.0
2-Hexanone	ND		ug/l	5.0	1.0
Bromochloromethane	ND		ug/l	2.5	0.70
1,2-Dibromoethane	ND		ug/l	2.0	0.65
1,2-Dibromo-3-chloropropane	ND		ug/l	2.5	0.70
Isopropylbenzene	ND		ug/l	2.5	0.70
1,2,3-Trichlorobenzene	ND		ug/l	2.5	0.70
1,2,4-Trichlorobenzene	ND		ug/l	2.5	0.70
Methyl Acetate	ND		ug/l	2.0	0.23
Cyclohexane	ND		ug/l	10	0.27
1,4-Dioxane	ND		ug/l	250	61.
Freon-113	ND		ug/l	2.5	0.70
Methyl cyclohexane	ND		ug/l	10	0.40

Project Name: 275 FRANKLIN ST. SITE
Project Number: B0156-021-001-001
Lab Number: L2217568
Report Date: 04/14/22

Method Blank Analysis
Batch Quality Control

Analytical Method: 1,8260C
Analytical Date: 04/13/22 08:27
Analyst: PD

Parameter	Result	Qualifier	Units	RL	MDL
Volatile Organics by GC/MS - Westborough Lab for sample(s): 01-02,06-09,11,13 Batch: WG1627025-5					

Surrogate	%Recovery	Qualifier	Acceptance Criteria
1,2-Dichloroethane-d4	108		70-130
Toluene-d8	97		70-130
4-Bromofluorobenzene	105		70-130
Dibromofluoromethane	104		70-130

Project Name: 275 FRANKLIN ST. SITE
Project Number: B0156-021-001-001
Lab Number: L2217568
Report Date: 04/14/22

Method Blank Analysis
Batch Quality Control

Analytical Method: 1,8260C
Analytical Date: 04/14/22 07:26
Analyst: PD

Parameter	Result	Qualifier	Units	RL	MDL
Volatile Organics by GC/MS - Westborough Lab for sample(s): 03-05,10,12 Batch: WG1627198-5					
Methylene chloride	ND		ug/l	2.5	0.70
1,1-Dichloroethane	ND		ug/l	2.5	0.70
Chloroform	ND		ug/l	2.5	0.70
Carbon tetrachloride	ND		ug/l	0.50	0.13
1,2-Dichloropropane	ND		ug/l	1.0	0.14
Dibromochloromethane	ND		ug/l	0.50	0.15
1,1,2-Trichloroethane	ND		ug/l	1.5	0.50
Tetrachloroethene	ND		ug/l	0.50	0.18
Chlorobenzene	ND		ug/l	2.5	0.70
Trichlorofluoromethane	ND		ug/l	2.5	0.70
1,2-Dichloroethane	ND		ug/l	0.50	0.13
1,1,1-Trichloroethane	ND		ug/l	2.5	0.70
Bromodichloromethane	ND		ug/l	0.50	0.19
trans-1,3-Dichloropropene	ND		ug/l	0.50	0.16
cis-1,3-Dichloropropene	ND		ug/l	0.50	0.14
Bromoform	ND		ug/l	2.0	0.65
1,1,2,2-Tetrachloroethane	ND		ug/l	0.50	0.17
Benzene	ND		ug/l	0.50	0.16
Toluene	ND		ug/l	2.5	0.70
Ethylbenzene	ND		ug/l	2.5	0.70
Chloromethane	ND		ug/l	2.5	0.70
Bromomethane	ND		ug/l	2.5	0.70
Vinyl chloride	ND		ug/l	1.0	0.07
Chloroethane	ND		ug/l	2.5	0.70
1,1-Dichloroethene	ND		ug/l	0.50	0.17
trans-1,2-Dichloroethene	ND		ug/l	2.5	0.70
Trichloroethene	ND		ug/l	0.50	0.18
1,2-Dichlorobenzene	ND		ug/l	2.5	0.70
1,3-Dichlorobenzene	ND		ug/l	2.5	0.70

Project Name: 275 FRANKLIN ST. SITE
Project Number: B0156-021-001-001
Lab Number: L2217568
Report Date: 04/14/22

Method Blank Analysis
Batch Quality Control

Analytical Method: 1,8260C
Analytical Date: 04/14/22 07:26
Analyst: PD

Parameter	Result	Qualifier	Units	RL	MDL
Volatile Organics by GC/MS - Westborough Lab for sample(s): 03-05,10,12 Batch: WG1627198-5					
1,4-Dichlorobenzene	ND		ug/l	2.5	0.70
Methyl tert butyl ether	ND		ug/l	2.5	0.70
p/m-Xylene	ND		ug/l	2.5	0.70
o-Xylene	ND		ug/l	2.5	0.70
cis-1,2-Dichloroethene	ND		ug/l	2.5	0.70
Styrene	ND		ug/l	2.5	0.70
Dichlorodifluoromethane	ND		ug/l	5.0	1.0
Acetone	ND		ug/l	5.0	1.5
Carbon disulfide	ND		ug/l	5.0	1.0
2-Butanone	ND		ug/l	5.0	1.9
4-Methyl-2-pentanone	ND		ug/l	5.0	1.0
2-Hexanone	ND		ug/l	5.0	1.0
Bromochloromethane	ND		ug/l	2.5	0.70
1,2-Dibromoethane	ND		ug/l	2.0	0.65
1,2-Dibromo-3-chloropropane	ND		ug/l	2.5	0.70
Isopropylbenzene	ND		ug/l	2.5	0.70
1,2,3-Trichlorobenzene	ND		ug/l	2.5	0.70
1,2,4-Trichlorobenzene	ND		ug/l	2.5	0.70
Methyl Acetate	ND		ug/l	2.0	0.23
Cyclohexane	ND		ug/l	10	0.27
1,4-Dioxane	ND		ug/l	250	61.
Freon-113	ND		ug/l	2.5	0.70
Methyl cyclohexane	ND		ug/l	10	0.40

Project Name: 275 FRANKLIN ST. SITE
Project Number: B0156-021-001-001
Lab Number: L2217568
Report Date: 04/14/22

Method Blank Analysis
Batch Quality Control

Analytical Method: 1,8260C
Analytical Date: 04/14/22 07:26
Analyst: PD

Parameter	Result	Qualifier	Units	RL	MDL
Volatile Organics by GC/MS - Westborough Lab for sample(s): 03-05,10,12 Batch: WG1627198-5					

Surrogate	%Recovery	Qualifier	Acceptance Criteria
1,2-Dichloroethane-d4	111		70-130
Toluene-d8	96		70-130
4-Bromofluorobenzene	104		70-130
Dibromofluoromethane	106		70-130

Lab Control Sample Analysis
Batch Quality Control

Project Name: 275 FRANKLIN ST. SITE
Project Number: B0156-021-001-001

Lab Number: L2217568
Report Date: 04/14/22

Parameter	LCS %Recovery	Qual	LCSD %Recovery	Qual	%Recovery Limits	RPD	Qual	RPD Limits
Volatile Organics by GC/MS - Westborough Lab Associated sample(s): 01-02,06-09,11,13 Batch: WG1627025-3 WG1627025-4								
Methylene chloride	110		110		70-130	0		20
1,1-Dichloroethane	120		120		70-130	0		20
Chloroform	110		120		70-130	9		20
Carbon tetrachloride	120		120		63-132	0		20
1,2-Dichloropropane	120		120		70-130	0		20
Dibromochloromethane	110		110		63-130	0		20
1,1,2-Trichloroethane	110		110		70-130	0		20
Tetrachloroethene	110		100		70-130	10		20
Chlorobenzene	110		110		75-130	0		20
Trichlorofluoromethane	110		110		62-150	0		20
1,2-Dichloroethane	110		110		70-130	0		20
1,1,1-Trichloroethane	110		110		67-130	0		20
Bromodichloromethane	110		120		67-130	9		20
trans-1,3-Dichloropropene	110		110		70-130	0		20
cis-1,3-Dichloropropene	110		110		70-130	0		20
Bromoform	110		110		54-136	0		20
1,1,2,2-Tetrachloroethane	110		110		67-130	0		20
Benzene	120		120		70-130	0		20
Toluene	110		110		70-130	0		20
Ethylbenzene	120		110		70-130	9		20
Chloromethane	130		130		64-130	0		20
Bromomethane	68		71		39-139	4		20
Vinyl chloride	130		130		55-140	0		20

Lab Control Sample Analysis
Batch Quality Control

Project Name: 275 FRANKLIN ST. SITE
Project Number: B0156-021-001-001

Lab Number: L2217568
Report Date: 04/14/22

Parameter	LCS %Recovery	Qual	LCSD %Recovery	Qual	%Recovery Limits	RPD	Qual	RPD Limits
Volatile Organics by GC/MS - Westborough Lab Associated sample(s): 01-02,06-09,11,13 Batch: WG1627025-3 WG1627025-4								
Chloroethane	120		130		55-138	8		20
1,1-Dichloroethene	110		110		61-145	0		20
trans-1,2-Dichloroethene	110		110		70-130	0		20
Trichloroethene	120		110		70-130	9		20
1,2-Dichlorobenzene	100		100		70-130	0		20
1,3-Dichlorobenzene	110		110		70-130	0		20
1,4-Dichlorobenzene	110		110		70-130	0		20
Methyl tert butyl ether	94		95		63-130	1		20
p/m-Xylene	115		115		70-130	0		20
o-Xylene	115		115		70-130	0		20
cis-1,2-Dichloroethene	110		110		70-130	0		20
Styrene	120		115		70-130	4		20
Dichlorodifluoromethane	140		140		36-147	0		20
Acetone	100		100		58-148	0		20
Carbon disulfide	110		110		51-130	0		20
2-Butanone	110		120		63-138	9		20
4-Methyl-2-pentanone	110		100		59-130	10		20
2-Hexanone	100		110		57-130	10		20
Bromochloromethane	100		100		70-130	0		20
1,2-Dibromoethane	100		100		70-130	0		20
1,2-Dibromo-3-chloropropane	100		100		41-144	0		20
Isopropylbenzene	120		110		70-130	9		20
1,2,3-Trichlorobenzene	98		99		70-130	1		20

Lab Control Sample Analysis
Batch Quality Control

Project Name: 275 FRANKLIN ST. SITE
Project Number: B0156-021-001-001

Lab Number: L2217568
Report Date: 04/14/22

Parameter	LCS %Recovery	Qual	LCSD %Recovery	Qual	%Recovery Limits	RPD	Qual	RPD Limits
Volatile Organics by GC/MS - Westborough Lab Associated sample(s): 01-02,06-09,11,13 Batch: WG1627025-3 WG1627025-4								
1,2,4-Trichlorobenzene	100		100		70-130	0		20
Methyl Acetate	110		110		70-130	0		20
Cyclohexane	120		120		70-130	0		20
1,4-Dioxane	92		92		56-162	0		20
Freon-113	110		110		70-130	0		20
Methyl cyclohexane	110		110		70-130	0		20

Surrogate	LCS %Recovery	Qual	LCSD %Recovery	Qual	Acceptance Criteria
1,2-Dichloroethane-d4	100		102		70-130
Toluene-d8	101		99		70-130
4-Bromofluorobenzene	102		102		70-130
Dibromofluoromethane	97		99		70-130

Lab Control Sample Analysis
Batch Quality Control

Project Name: 275 FRANKLIN ST. SITE
Project Number: B0156-021-001-001

Lab Number: L2217568
Report Date: 04/14/22

Parameter	LCS %Recovery	Qual	LCSD %Recovery	Qual	%Recovery Limits	RPD	Qual	RPD Limits
Volatile Organics by GC/MS - Westborough Lab Associated sample(s): 03-05,10,12 Batch: WG1627198-3 WG1627198-4								
Methylene chloride	110		110		70-130	0		20
1,1-Dichloroethane	120		110		70-130	9		20
Chloroform	110		110		70-130	0		20
Carbon tetrachloride	120		120		63-132	0		20
1,2-Dichloropropane	110		110		70-130	0		20
Dibromochloromethane	100		100		63-130	0		20
1,1,2-Trichloroethane	110		110		70-130	0		20
Tetrachloroethene	100		100		70-130	0		20
Chlorobenzene	110		100		75-130	10		20
Trichlorofluoromethane	110		110		62-150	0		20
1,2-Dichloroethane	100		110		70-130	10		20
1,1,1-Trichloroethane	110		110		67-130	0		20
Bromodichloromethane	110		110		67-130	0		20
trans-1,3-Dichloropropene	99		100		70-130	1		20
cis-1,3-Dichloropropene	100		110		70-130	10		20
Bromoform	99		100		54-136	1		20
1,1,2,2-Tetrachloroethane	99		100		67-130	1		20
Benzene	110		110		70-130	0		20
Toluene	110		100		70-130	10		20
Ethylbenzene	110		110		70-130	0		20
Chloromethane	130		120		64-130	8		20
Bromomethane	72		74		39-139	3		20
Vinyl chloride	130		130		55-140	0		20

Lab Control Sample Analysis
Batch Quality Control

Project Name: 275 FRANKLIN ST. SITE
Project Number: B0156-021-001-001

Lab Number: L2217568
Report Date: 04/14/22

Parameter	LCS %Recovery	Qual	LCSD %Recovery	Qual	%Recovery Limits	RPD	Qual	RPD Limits
Volatile Organics by GC/MS - Westborough Lab Associated sample(s): 03-05,10,12 Batch: WG1627198-3 WG1627198-4								
Chloroethane	120		120		55-138	0		20
1,1-Dichloroethene	110		100		61-145	10		20
trans-1,2-Dichloroethene	110		100		70-130	10		20
Trichloroethene	110		110		70-130	0		20
1,2-Dichlorobenzene	100		100		70-130	0		20
1,3-Dichlorobenzene	110		100		70-130	10		20
1,4-Dichlorobenzene	110		100		70-130	10		20
Methyl tert butyl ether	80		87		63-130	8		20
p/m-Xylene	110		110		70-130	0		20
o-Xylene	110		110		70-130	0		20
cis-1,2-Dichloroethene	100		100		70-130	0		20
Styrene	110		110		70-130	0		20
Dichlorodifluoromethane	140		140		36-147	0		20
Acetone	97		100		58-148	3		20
Carbon disulfide	110		110		51-130	0		20
2-Butanone	91		110		63-138	19		20
4-Methyl-2-pentanone	87		96		59-130	10		20
2-Hexanone	93		100		57-130	7		20
Bromochloromethane	100		100		70-130	0		20
1,2-Dibromoethane	98		100		70-130	2		20
1,2-Dibromo-3-chloropropane	90		95		41-144	5		20
Isopropylbenzene	110		110		70-130	0		20
1,2,3-Trichlorobenzene	97		96		70-130	1		20

Lab Control Sample Analysis
Batch Quality Control

Project Name: 275 FRANKLIN ST. SITE
Project Number: B0156-021-001-001

Lab Number: L2217568
Report Date: 04/14/22

Parameter	LCS %Recovery	Qual	LCSD %Recovery	Qual	%Recovery Limits	RPD	Qual	RPD Limits
Volatile Organics by GC/MS - Westborough Lab Associated sample(s): 03-05,10,12 Batch: WG1627198-3 WG1627198-4								
1,2,4-Trichlorobenzene	100		96		70-130	4		20
Methyl Acetate	95		100		70-130	5		20
Cyclohexane	120		120		70-130	0		20
1,4-Dioxane	68		84		56-162	**21**	Q	20
Freon-113	110		100		70-130	10		20
Methyl cyclohexane	110		110		70-130	0		20

Surrogate	LCS %Recovery	Qual	LCSD %Recovery	Qual	Acceptance Criteria
1,2-Dichloroethane-d4	98		101		70-130
Toluene-d8	100		100		70-130
4-Bromofluorobenzene	101		102		70-130
Dibromofluoromethane	98		99		70-130

Matrix Spike Analysis
Batch Quality Control

Project Name: 275 FRANKLIN ST. SITE
Project Number: B0156-021-001-001
Lab Number: L2217568
Report Date: 04/14/22

Parameter	Native Sample	MS Added	MS Found	MS %Recovery	Qual	MSD Found	MSD %Recovery	Qual	Recovery Limits	RPD	Qual	RPD Limits
Volatile Organics by GC/MS - Westborough Lab Associated sample(s): 03-05,10,12 QC Batch ID: WG1627198-6 WG1627198-7 QC Sample: L2217568-10 Client ID: MW-24S												
Methylene chloride	ND	50	38	76		42	84		70-130	10		20
1,1-Dichloroethane	ND	50	37	74		43	86		70-130	15		20
Chloroform	ND	50	38	76		44	88		70-130	15		20
Carbon tetrachloride	ND	50	37	74		46	92		63-132	**22**	Q	20
1,2-Dichloropropane	ND	50	37	74		44	88		70-130	17		20
Dibromochloromethane	ND	50	37	74		43	86		63-130	15		20
1,1,2-Trichloroethane	ND	50	39	78		44	88		70-130	12		20
Tetrachloroethene	820	50	860	80		890	**140**	Q	70-130	3		20
Chlorobenzene	ND	50	35	**70**	Q	41	82		75-130	16		20
Trichlorofluoromethane	ND	50	34	68		43	86		62-150	**23**	Q	20
1,2-Dichloroethane	ND	50	36	72		42	84		70-130	15		20
1,1,1-Trichloroethane	ND	50	35	70		40	80		67-130	13		20
Bromodichloromethane	ND	50	37	74		42	84		67-130	13		20
trans-1,3-Dichloropropene	ND	50	37	74		42	84		70-130	13		20
cis-1,3-Dichloropropene	ND	50	36	72		41	82		70-130	13		20
Bromoform	ND	50	36	72		40	80		54-136	11		20
1,1,2,2-Tetrachloroethane	ND	50	37	74		41	82		67-130	10		20
Benzene	ND	50	38	76		43	86		70-130	12		20
Toluene	ND	50	36	72		41	82		70-130	13		20
Ethylbenzene	ND	50	36	72		42	84		70-130	15		20
Chloromethane	ND	50	46	92		50	100		64-130	8		20
Bromomethane	ND	50	24	48		28	56		39-139	15		20
Vinyl chloride	ND	50	44	88		52	104		55-140	17		20

Matrix Spike Analysis
Batch Quality Control

Project Name: 275 FRANKLIN ST. SITE
Project Number: B0156-021-001-001

Lab Number: L2217568
Report Date: 04/14/22

Parameter	Native Sample	MS Added	MS Found	MS %Recovery	Qual	MSD Found	MSD %Recovery	Qual	Recovery Limits	RPD	Qual	RPD Limits
Volatile Organics by GC/MS - Westborough Lab Associated sample(s): 03-05,10,12 QC Batch ID: WG1627198-6 WG1627198-7 QC Sample: L2217568-10 Client ID: MW-24S												
Chloroethane	ND	50	41	82		47	94		55-138	14		20
1,1-Dichloroethene	ND	50	33	66		39	78		61-145	17		20
trans-1,2-Dichloroethene	ND	50	38	76		42	84		70-130	10		20
Trichloroethene	1.2J	50	38	76		45	90		70-130	17		20
1,2-Dichlorobenzene	ND	50	34	**68**	Q	39	78		70-130	14		20
1,3-Dichlorobenzene	ND	50	35	70		40	80		70-130	13		20
1,4-Dichlorobenzene	ND	50	35	70		40	80		70-130	13		20
Methyl tert butyl ether	ND	50	30	**60**	Q	34	68		63-130	13		20
p/m-Xylene	ND	100	71	71		85	85		70-130	18		20
o-Xylene	ND	100	71	71		84	84		70-130	17		20
cis-1,2-Dichloroethene	ND	50	40	80		43	86		70-130	7		20
Styrene	ND	100	74	74		86	86		70-130	15		20
Dichlorodifluoromethane	ND	50	42	84		54	108		36-147	**25**	Q	20
Acetone	ND	50	33	66		34	68		58-148	3		20
Carbon disulfide	ND	50	36	72		42	84		51-130	15		20
2-Butanone	ND	50	41	82		39	78		63-138	5		20
4-Methyl-2-pentanone	ND	50	37	74		39	78		59-130	5		20
2-Hexanone	ND	50	36	72		41	82		57-130	13		20
Bromochloromethane	ND	50	36	72		38	76		70-130	5		20
1,2-Dibromoethane	ND	50	36	72		41	82		70-130	13		20
1,2-Dibromo-3-chloropropane	ND	50	35	70		37	74		41-144	6		20
Isopropylbenzene	ND	50	35	70		42	84		70-130	18		20
1,2,3-Trichlorobenzene	ND	50	32	**64**	Q	36	72		70-130	12		20

Matrix Spike Analysis

Batch Quality Control

Project Name: 275 FRANKLIN ST. SITE

Project Number: B0156-021-001-001

Lab Number: L2217568

Report Date: 04/14/22

Parameter	Native Sample	MS Added	MS Found	MS %Recovery	Qual	MSD Found	MSD %Recovery	Qual	Recovery Limits	RPD	Qual	RPD Limits
Volatile Organics by GC/MS - Westborough Lab Associated sample(s): 03-05,10,12 QC Batch ID: WG1627198-6 WG1627198-7 QC Sample: L2217568-10 Client ID: MW-24S												
1,2,4-Trichlorobenzene	ND	50	31	**62**	Q	36	72		70-130	15		20
Methyl Acetate	ND	50	37	74		41	82		70-130	10		20
Cyclohexane	ND	50	35J	70		46J	92		70-130	**27**	Q	20
1,4-Dioxane	ND	2500	1000J	**40**	Q	1500	60		56-162	**40**	Q	20
Freon-113	ND	50	31	**62**	Q	41	82		70-130	**28**	Q	20
Methyl cyclohexane	ND	50	32J	**64**	Q	44J	88		70-130	**32**	Q	20

Surrogate	MS % Recovery	MS Qualifier	MSD % Recovery	MSD Qualifier	Acceptance Criteria
1,2-Dichloroethane-d4	104		99		70-130
4-Bromofluorobenzene	102		101		70-130
Dibromofluoromethane	97		94		70-130
Toluene-d8	99		99		70-130

Project Name: 275 FRANKLIN ST. SITE
Project Number: B0156-021-001-001

Lab Number: L2217568
Report Date: 04/14/22

Sample Receipt and Container Information

Were project specific reporting limits specified? YES

Cooler Information

Cooler	Custody Seal
A	Absent

Container Information

Container ID	Container Type	Cooler	Initial pH	Final pH	Temp deg C	Pres	Seal	Frozen Date/Time	Analysis(*)
L2217568-01A	Vial HCl preserved	A	NA		4.6	Y	Absent		NYTCL-8260-R2(14)
L2217568-01B	Vial HCl preserved	A	NA		4.6	Y	Absent		NYTCL-8260-R2(14)
L2217568-01C	Vial HCl preserved	A	NA		4.6	Y	Absent		NYTCL-8260-R2(14)
L2217568-02A	Vial HCl preserved	A	NA		4.6	Y	Absent		NYTCL-8260-R2(14)
L2217568-02B	Vial HCl preserved	A	NA		4.6	Y	Absent		NYTCL-8260-R2(14)
L2217568-02C	Vial HCl preserved	A	NA		4.6	Y	Absent		NYTCL-8260-R2(14)
L2217568-03A	Vial HCl preserved	A	NA		4.6	Y	Absent		NYTCL-8260-R2(14)
L2217568-03B	Vial HCl preserved	A	NA		4.6	Y	Absent		NYTCL-8260-R2(14)
L2217568-03C	Vial HCl preserved	A	NA		4.6	Y	Absent		NYTCL-8260-R2(14)
L2217568-04A	Vial HCl preserved	A	NA		4.6	Y	Absent		NYTCL-8260-R2(14)
L2217568-04B	Vial HCl preserved	A	NA		4.6	Y	Absent		NYTCL-8260-R2(14)
L2217568-04C	Vial HCl preserved	A	NA		4.6	Y	Absent		NYTCL-8260-R2(14)
L2217568-05A	Vial HCl preserved	A	NA		4.6	Y	Absent		NYTCL-8260-R2(14)
L2217568-05B	Vial HCl preserved	A	NA		4.6	Y	Absent		NYTCL-8260-R2(14)
L2217568-05C	Vial HCl preserved	A	NA		4.6	Y	Absent		NYTCL-8260-R2(14)
L2217568-06A	Vial HCl preserved	A	NA		4.6	Y	Absent		NYTCL-8260-R2(14)
L2217568-06B	Vial HCl preserved	A	NA		4.6	Y	Absent		NYTCL-8260-R2(14)
L2217568-06C	Vial HCl preserved	A	NA		4.6	Y	Absent		NYTCL-8260-R2(14)
L2217568-07A	Vial HCl preserved	A	NA		4.6	Y	Absent		NYTCL-8260-R2(14)
L2217568-07B	Vial HCl preserved	A	NA		4.6	Y	Absent		NYTCL-8260-R2(14)
L2217568-07C	Vial HCl preserved	A	NA		4.6	Y	Absent		NYTCL-8260-R2(14)
L2217568-08A	Vial HCl preserved	A	NA		4.6	Y	Absent		NYTCL-8260-R2(14)
L2217568-08B	Vial HCl preserved	A	NA		4.6	Y	Absent		NYTCL-8260-R2(14)

*Values in parentheses indicate holding time in days

Project Name: 275 FRANKLIN ST. SITE
Project Number: B0156-021-001-001

Lab Number: L2217568
Report Date: 04/14/22

Container Information

Container ID	Container Type	Cooler	Initial pH	Final pH	Temp deg C	Pres	Seal	Frozen Date/Time	Analysis(*)
L2217568-08C	Vial HCl preserved	A	NA		4.6	Y	Absent		NYTCL-8260-R2(14)
L2217568-09A	Vial HCl preserved	A	NA		4.6	Y	Absent		NYTCL-8260-R2(14)
L2217568-09B	Vial HCl preserved	A	NA		4.6	Y	Absent		NYTCL-8260-R2(14)
L2217568-09C	Vial HCl preserved	A	NA		4.6	Y	Absent		NYTCL-8260-R2(14)
L2217568-10A	Vial HCl preserved	A	NA		4.6	Y	Absent		NYTCL-8260-R2(14)
L2217568-10A1	Vial HCl preserved	A	NA		4.6	Y	Absent		NYTCL-8260-R2(14)
L2217568-10A2	Vial HCl preserved	A	NA		4.6	Y	Absent		NYTCL-8260-R2(14)
L2217568-10B	Vial HCl preserved	A	NA		4.6	Y	Absent		NYTCL-8260-R2(14)
L2217568-10B1	Vial HCl preserved	A	NA		4.6	Y	Absent		NYTCL-8260-R2(14)
L2217568-10B2	Vial HCl preserved	A	NA		4.6	Y	Absent		NYTCL-8260-R2(14)
L2217568-10C	Vial HCl preserved	A	NA		4.6	Y	Absent		NYTCL-8260-R2(14)
L2217568-10C1	Vial HCl preserved	A	NA		4.6	Y	Absent		NYTCL-8260-R2(14)
L2217568-10C2	Vial HCl preserved	A	NA		4.6	Y	Absent		NYTCL-8260-R2(14)
L2217568-11A	Vial HCl preserved	A	NA		4.6	Y	Absent		NYTCL-8260-R2(14)
L2217568-11B	Vial HCl preserved	A	NA		4.6	Y	Absent		NYTCL-8260-R2(14)
L2217568-11C	Vial HCl preserved	A	NA		4.6	Y	Absent		NYTCL-8260-R2(14)
L2217568-12A	Vial HCl preserved	A	NA		4.6	Y	Absent		NYTCL-8260-R2(14)
L2217568-12B	Vial HCl preserved	A	NA		4.6	Y	Absent		NYTCL-8260-R2(14)
L2217568-12C	Vial HCl preserved	A	NA		4.6	Y	Absent		NYTCL-8260-R2(14)
L2217568-13A	Vial HCl preserved	A	NA		4.6	Y	Absent		NYTCL-8260-R2(14)
L2217568-13B	Vial HCl preserved	A	NA		4.6	Y	Absent		NYTCL-8260-R2(14)

*Values in parentheses indicate holding time in days

Project Name:	275 FRANKLIN ST. SITE	**Lab Number:**	L2217568
Project Number:	B0156-021-001-001	**Report Date:**	04/14/22

GLOSSARY

Acronyms

DL - Detection Limit: This value represents the level to which target analyte concentrations are reported as estimated values, when those target analyte concentrations are quantified below the limit of quantitation (LOQ). The DL includes any adjustments from dilutions, concentrations or moisture content, where applicable. (DoD report formats only.)

EDL - Estimated Detection Limit: This value represents the level to which target analyte concentrations are reported as estimated values, when those target analyte concentrations are quantified below the reporting limit (RL). The EDL includes any adjustments from dilutions, concentrations or moisture content, where applicable. The use of EDLs is specific to the analysis of PAHs using Solid-Phase Microextraction (SPME).

EMPC - Estimated Maximum Possible Concentration: The concentration that results from the signal present at the retention time of an analyte when the ions meet all of the identification criteria except the ion abundance ratio criteria. An EMPC is a worst-case estimate of the concentration.

EPA - Environmental Protection Agency.

LCS - Laboratory Control Sample: A sample matrix, free from the analytes of interest, spiked with verified known amounts of analytes or a material containing known and verified amounts of analytes.

LCSD - Laboratory Control Sample Duplicate: Refer to LCS.

LFB - Laboratory Fortified Blank: A sample matrix, free from the analytes of interest, spiked with verified known amounts of analytes or a material containing known and verified amounts of analytes.

LOD - Limit of Detection: This value represents the level to which a target analyte can reliably be detected for a specific analyte in a specific matrix by a specific method. The LOD includes any adjustments from dilutions, concentrations or moisture content, where applicable. (DoD report formats only.)

LOQ - Limit of Quantitation: The value at which an instrument can accurately measure an analyte at a specific concentration. The LOQ includes any adjustments from dilutions, concentrations or moisture content, where applicable. (DoD report formats only.)

Limit of Quantitation: The value at which an instrument can accurately measure an analyte at a specific concentration. The LOQ includes any adjustments from dilutions, concentrations or moisture content, where applicable. (DoD report formats only.)

MDL - Method Detection Limit: This value represents the level to which target analyte concentrations are reported as estimated values, when those target analyte concentrations are quantified below the reporting limit (RL). The MDL includes any adjustments from dilutions, concentrations or moisture content, where applicable.

MS - Matrix Spike Sample: A sample prepared by adding a known mass of target analyte to a specified amount of matrix sample for which an independent estimate of target analyte concentration is available. For Method 332.0, the spike recovery is calculated using the native concentration, including estimated values.

MSD - Matrix Spike Sample Duplicate: Refer to MS.

NA - Not Applicable.

NC - Not Calculated: Term is utilized when one or more of the results utilized in the calculation are non-detect at the parameter's reporting unit.

NDPA/DPA - N-Nitrosodiphenylamine/Diphenylamine.

NI - Not Ignitable.

NP - Non-Plastic: Term is utilized for the analysis of Atterberg Limits in soil.

NR - No Results: Term is utilized when 'No Target Compounds Requested' is reported for the analysis of Volatile or Semivolatile Organic TIC only requests.

RL - Reporting Limit: The value at which an instrument can accurately measure an analyte at a specific concentration. The RL includes any adjustments from dilutions, concentrations or moisture content, where applicable.

RPD - Relative Percent Difference: The results from matrix and/or matrix spike duplicates are primarily designed to assess the precision of analytical results in a given matrix and are expressed as relative percent difference (RPD). Values which are less than five times the reporting limit for any individual parameter are evaluated by utilizing the absolute difference between the values; although the RPD value will be provided in the report.

SRM - Standard Reference Material: A reference sample of a known or certified value that is of the same or similar matrix as the associated field samples.

STLP - Semi-dynamic Tank Leaching Procedure per EPA Method 1315.

TEF - Toxic Equivalency Factors: The values assigned to each dioxin and furan to evaluate their toxicity relative to 2,3,7,8-TCDD.

TEQ - Toxic Equivalent: The measure of a sample's toxicity derived by multiplying each dioxin and furan by its corresponding TEF and then summing the resulting values.

TIC - Tentatively Identified Compound: A compound that has been identified to be present and is not part of the target compound list (TCL) for the method and/or program. All TICs are qualitatively identified and reported as estimated concentrations.

Report Format: DU Report with 'J' Qualifiers

Project Name:	275 FRANKLIN ST. SITE	**Lab Number:**	L2217568
Project Number:	B0156-021-001-001	**Report Date:**	04/14/22

Footnotes

1 - The reference for this analyte should be considered modified since this analyte is absent from the target analyte list of the original method.

Terms

Analytical Method: Both the document from which the method originates and the analytical reference method. (Example: EPA 8260B is shown as 1,8260B.) The codes for the reference method documents are provided in the References section of the Addendum.

Difference: With respect to Total Oxidizable Precursor (TOP) Assay analysis, the difference is defined as the Post-Treatment value minus the Pre-Treatment value.

Final pH: As it pertains to Sample Receipt & Container Information section of the report, Final pH reflects pH of container determined after adjustment at the laboratory, if applicable. If no adjustment required, value reflects Initial pH.

Frozen Date/Time: With respect to Volatile Organics in soil, Frozen Date/Time reflects the date/time at which associated Reagent Water-preserved vials were initially frozen. Note: If frozen date/time is beyond 48 hours from sample collection, value will be reflected in 'bold'.

Initial pH: As it pertains to Sample Receipt & Container Information section of the report, Initial pH reflects pH of container determined upon receipt, if applicable.

PAH Total: With respect to Alkylated PAH analyses, the 'PAHs, Total' result is defined as the summation of results for all or a subset of the following compounds: Naphthalene, C1-C4 Naphthalenes, 2-Methylnaphthalene, 1-Methylnaphthalene, Biphenyl, Acenaphthylene, Acenaphthene, Fluorene, C1-C3 Fluorenes, Phenanthrene, C1-C4 Phenanthrenes/Anthracenes, Anthracene, Fluoranthene, Pyrene, C1-C4 Fluoranthenes/Pyrenes, Benz(a)anthracene, Chrysene, C1-C4 Chrysenes, Benzo(b)fluoranthene, Benzo(j)+(k)fluoranthene, Benzo(e)pyrene, Benzo(a)pyrene, Perylene, Indeno(1,2,3-cd)pyrene, Dibenz(ah)+(ac)anthracene, Benzo(g,h,i)perylene. If a 'Total' result is requested, the results of its individual components will also be reported.

PFAS Total: With respect to PFAS analyses, the 'PFAS, Total (5)' result is defined as the summation of results for: PFHpA, PFHxS, PFOA, PFNA and PFOS. In addition, the 'PFAS, Total (6)' result is defined as the summation of results for: PFHpA, PFHxS, PFOA, PFNA, PFDA and PFOS. For MassDEP DW compliance analysis only, the 'PFAS, Total (6)' result is defined as the summation of results at or above the RL. Note: If a 'Total' result is requested, the results of its individual components will also be reported.

The target compound Chlordane (CAS No. 57-74-9) is reported for GC ECD analyses. Per EPA,this compound "refers to a mixture of chlordane isomers, other chlorinated hydrocarbons and numerous other components." (Reference: USEPA Toxicological Review of Chlordane, In Support of Summary Information on the Integrated Risk Information System (IRIS), December 1997.)

Total: With respect to Organic analyses, a 'Total' result is defined as the summation of results for individual isomers or Aroclors. If a 'Total' result is requested, the results of its individual components will also be reported. This is applicable to 'Total' results for methods 8260, 8081 and 8082.

Data Qualifiers

A - Spectra identified as "Aldol Condensates" are byproducts of the extraction/concentration procedures when acetone is introduced in the process.

B - The analyte was detected above the reporting limit in the associated method blank. Flag only applies to associated field samples that have detectable concentrations of the analyte at less than ten times (10x) the concentration found in the blank. For MCP-related projects, flag only applies to associated field samples that have detectable concentrations of the analyte at less than ten times (10x) the concentration found in the blank. For DOD-related projects, flag only applies to associated field samples that have detectable concentrations of the analyte at less than ten times (10x) the concentration found in the blank AND the analyte was detected above one-half the reporting limit (or above the reporting limit for common lab contaminants) in the associated method blank. For NJ-Air-related projects, flag only applies to associated field samples that have detectable concentrations of the analyte above the reporting limit. For NJ-related projects (excluding Air), flag only applies to associated field samples that have detectable concentrations of the analyte, which was detected above the reporting limit in the associated method blank or above five times the reporting limit for common lab contaminants (Phthalates, Acetone, Methylene Chloride, 2-Butanone).

C - Co-elution: The target analyte co-elutes with a known lab standard (i.e. surrogate, internal standards, etc.) for co-extracted analyses.

D - Concentration of analyte was quantified from diluted analysis. Flag only applies to field samples that have detectable concentrations of the analyte.

E - Concentration of analyte exceeds the range of the calibration curve and/or linear range of the instrument.

F - The ratio of quantifier ion response to qualifier ion response falls outside of the laboratory criteria. Results are considered to be an estimated maximum concentration.

G - The concentration may be biased high due to matrix interferences (i.e, co-elution) with non-target compound(s). The result should be considered estimated.

H - The analysis of pH was performed beyond the regulatory-required holding time of 15 minutes from the time of sample collection.

I - The lower value for the two columns has been reported due to obvious interference.

J - Estimated value. The Target analyte concentration is below the quantitation limit (RL), but above the Method Detection Limit (MDL) or Estimated Detection Limit (EDL) for SPME-related analyses. This represents an estimated concentration for Tentatively Identified Compounds (TICs).

M - Reporting Limit (RL) exceeds the MCP CAM Reporting Limit for this analyte.

ND - Not detected at the method detection limit (MDL) for the sample, or estimated detection limit (EDL) for SPME-related analyses.

Report Format: DU Report with 'J' Qualifiers

Project Name:	275 FRANKLIN ST. SITE	**Lab Number:**	L2217568
Project Number:	B0156-021-001-001	**Report Date:**	04/14/22

Data Qualifiers

NJ - Presumptive evidence of compound. This represents an estimated concentration for Tentatively Identified Compounds (TICs), where the identification is based on a mass spectral library search.

P - The RPD between the results for the two columns exceeds the method-specified criteria.

Q - The quality control sample exceeds the associated acceptance criteria. For DOD-related projects, LCS and/or Continuing Calibration Standard exceedences are also qualified on all associated sample results. Note: This flag is not applicable for matrix spike recoveries when the sample concentration is greater than 4x the spike added or for batch duplicate RPD when the sample concentrations are less than 5x the RL. (Metals only.)

R - Analytical results are from sample re-analysis.

RE - Analytical results are from sample re-extraction.

S - Analytical results are from modified screening analysis.

V - The surrogate associated with this target analyte has a recovery outside the QC acceptance limits. (Applicable to MassDEP DW Compliance samples only.)

Z - The batch matrix spike and/or duplicate associated with this target analyte has a recovery/RPD outside the QC acceptance limits. (Applicable to MassDEP DW Compliance samples only.)

Report Format: DU Report with 'J' Qualifiers

REFERENCES

1 Test Methods for Evaluating Solid Waste: Physical/Chemical Methods. EPA SW-846. Third Edition. Updates I - VI, 2018.

LIMITATION OF LIABILITIES

Alpha Analytical performs services with reasonable care and diligence normal to the analytical testing laboratory industry. In the event of an error, the sole and exclusive responsibility of Alpha Analytical shall be to re-perform the work at it's own expense. In no event shall Alpha Analytical be held liable for any incidental, consequential or special damages, including but not limited to, damages in any way connected with the use of, interpretation of, information or analysis provided by Alpha Analytical.

We strongly urge our clients to comply with EPA protocol regarding sample volume, preservation, cooling, containers, sampling procedures, holding time and splitting of samples in the field.

Certification Information

The following analytes are not included in our Primary NELAP Scope of Accreditation:

Westborough Facility
EPA 624/624.1: m/p-xylene, o-xylene, Naphthalene
EPA 625/625.1: alpha-Terpineol
EPA 8260C/8260D: NPW: 1,2,4,5-Tetramethylbenzene; 4-Ethyltoluene, Azobenzene; SCM: Iodomethane (methyl iodide), 1,2,4,5-Tetramethylbenzene; 4-Ethyltoluene.
EPA 8270D/8270E: NPW: Dimethylnaphthalene,1,4-Diphenylhydrazine, alpha-Terpineol; SCM: Dimethylnaphthalene,1,4-Diphenylhydrazine.
SM4500: NPW: Amenable Cyanide; SCM: Total Phosphorus, TKN, NO2, NO3.

Mansfield Facility
SM 2540D: TSS
EPA 8082A: NPW: PCB: 1, 5, 31, 87,101, 110, 141, 151, 153, 180, 183, 187.
EPA TO-15: Halothane, 2,4,4-Trimethyl-2-pentene, 2,4,4-Trimethyl-1-pentene, Thiophene, 2-Methylthiophene, 3-Methylthiophene, 2-Ethylthiophene, 1,2,3-Trimethylbenzene, Indan, Indene, 1,2,4,5-Tetramethylbenzene, Benzothiophene, 1-Methylnaphthalene.
Biological Tissue Matrix: EPA 3050B

The following analytes are included in our Massachusetts DEP Scope of Accreditation

Westborough Facility:

Drinking Water
EPA 300.0: Chloride, Nitrate-N, Fluoride, Sulfate; **EPA 353.2**: Nitrate-N, Nitrite-N; **SM4500NO3-F**: Nitrate-N, Nitrite-N; **SM4500F-C, SM4500CN-CE, EPA 180.1, SM2130B, SM4500Cl-D, SM2320B, SM2540C, SM4500H-B, SM4500NO2-B**
EPA 332: Perchlorate; **EPA 524.2:** THMs and VOCs; **EPA 504.1:** EDB, DBCP.
Microbiology: **SM9215B; SM9223-P/A, SM9223B-Colilert-QT,SM9222D**.

Non-Potable Water
SM4500H,B, EPA 120.1, SM2510B, SM2540C, SM2320B, SM4500CL-E, SM4500F-BC, SM4500NH3-BH: Ammonia-N and Kjeldahl-N, **EPA 350.1**: Ammonia-N, **LACHAT 10-107-06-1-B**: Ammonia-N, **EPA 351.1, SM4500NO3-F, EPA 353.2**: Nitrate-N, **SM4500P-E, SM4500P-B, E, SM4500SO4-E, SM5220D, EPA 410.4, SM5210B, SM5310C, SM4500CL-D, EPA 1664, EPA 420.1, SM4500-CN-CE, SM2540D, EPA 300: Chloride, Sulfate, Nitrate.**
EPA 624.1: Volatile Halocarbons & Aromatics,
EPA 608.3: Chlordane, Toxaphene, Aldrin, alpha-BHC, beta-BHC, gamma-BHC, delta-BHC, Dieldrin, DDD, DDE, DDT, Endosulfan I, Endosulfan II, Endosulfan sulfate, Endrin, Endrin Aldehyde, Heptachlor, Heptachlor Epoxide, PCBs
EPA 625.1: SVOC (Acid/Base/Neutral Extractables), **EPA 600/4-81-045**: PCB-Oil.
Microbiology: **SM9223B-Colilert-QT; Enterolert-QT, SM9221E, EPA 1600, EPA 1603, SM9222D.**

Mansfield Facility:

Drinking Water
EPA 200.7: Al, Ba, Cd, Cr, Cu, Fe, Mn, Ni, Na, Ag, Ca, Zn. **EPA 200.8:** Al, Sb, As, Ba, Be, Cd, Cr, Cu, Pb, Mn, Ni, Se, Ag, TL, Zn. **EPA 245.1** Hg.
EPA 522, EPA 537.1.

Non-Potable Water
EPA 200.7: Al, Sb, As, Be, Cd, Ca, Cr, Co, Cu, Fe, Pb, Mg, Mn, Mo, Ni, K, Se, Ag, Na, Sr, TL, Ti, V, Zn.
EPA 200.8: Al, Sb, As, Be, Cd, Cr, Cu, Fe, Pb, Mn, Ni, K, Se, Ag, Na, TL, Zn.
EPA 245.1 Hg.
SM2340B

For a complete listing of analytes and methods, please contact your Alpha Project Manager.

NEW YORK CHAIN OF CUSTODY

ALPHA ANALYTICAL

Westborough, MA 01581
8 Walkup Dr.
TEL: 508-898-9220
FAX: 508-898-9193

Mansfield, MA 02048
320 Forbes Blvd
TEL: 508-822-9300
FAX: 508-822-3288

Service Centers
Mahwah, NJ 07430: 35 Whitney Rd, Suite 5
Albany, NY 12205: 14 Walker Way
Tonawanda, NY 14150: 275 Cooper Ave, Suite 105

Page 1 of 2

Date Rec'd in Lab: 04/06/22

ALPHA Job #: L2217568

Client Information
Client: Benchmark Env. Eng
Address: 2558 Hamburg Turnpike
Phone: (716) 856-0599
Fax: (716) 856-0583
Email: lriker@bm-tk.com

Project Information
Project Name: 275 Franklin St. Site
Project Location: Buffalo, NY
Project #: B0156-021-001-001-002
(Use Project name as Project #) ☐
Project Manager:
ALPHAQuote #:

Turn-Around Time
Standard ☒ Due Date:
Rush (only if pre approved) ☐ # of Days:

Deliverables
☐ ASP-A ☐ ASP-B
☐ EQuIS (1 File) ☐ EQuIS (4 File)
☐ Other

Regulatory Requirement
☐ NY TOGS ☐ NY Part 375
☐ AWQ Standards ☐ NY CP-51
☐ NY Restricted Use ☐ Other
☐ NY Unrestricted Use
☐ NYC Sewer Discharge

Billing Information
☐ Same as Client Info
PO #

Disposal Site Information
Please identify below location of applicable disposal facilities.
Disposal Facility:
☐ NJ ☐ NY
☐ Other:

These samples have been previously analyzed by Alpha ☐

Other project specific requirements/comments:
cat B

Please specify Metals or TAL.

ANALYSIS
TCL VOCs 8260

Sample Filtration
☐ Done
☐ Lab to do
Preservation
☐ Lab to do
(Please Specify below)

ALPHA Lab ID (Lab Use Only)	Sample ID	Collection Date	Collection Time	Sample Matrix	Sampler's Initials	TCL VOCs 8260	Sample Specific Comments	Total Bottle
L2217568 -01	PZ-4R	4/5/22	1050	water	EDS	X		
-02	MW-5R		0936			X		
-03	PZ-5		1420			X		
-04	PZ-6		0950			X		
-05	PZ-11		1348			X		
-06	PZ-12		1307			X		
-07	PZ-13		1130			X		
-08	PZ-14		1212			X		
-09	MW-24D		1110			X		
-10	MW-24S		1210			X		

Preservative Code:
A = None
B = HCl
C = HNO_3
D = H_2SO_4
E = NaOH
F = MeOH
G = $NaHSO_4$
H = $Na_2S_2O_3$
K/E = Zn Ac/NaOH
O = Other

Container Code
P = Plastic
A = Amber Glass
V = Vial
G = Glass
B = Bacteria Cup
C = Cube
O = Other
E = Encore
D = BOD Bottle

Westboro: Certification No: MA935
Mansfield: Certification No: MA015

Container Type	V												
Preservative	B												

Relinquished By:	Date/Time	Received By:	Date/Time
			4/5/22 1600
	4/5/22 1630		4/6/22 0010

Please print clearly, legibly and completely. Samples can not be logged in and turnaround time clock will not start until any ambiguities are resolved. BY EXECUTING THIS COC, THE CLIENT HAS READ AND AGREES TO BE BOUND BY ALPHA'S TERMS & CONDITIONS. (See reverse side.)

Form No: 01-25 HC (rev. 30-Sept-2013)

NEW YORK CHAIN OF CUSTODY

ALPHA ANALYTICAL

Westborough, MA 01581
8 Walkup Dr.
TEL: 508-898-9220
FAX: 508-898-9193

Mansfield, MA 02048
320 Forbes Blvd
TEL: 508-822-9300
FAX: 508-822-3288

Service Centers
Mahwah, NJ 07430: 35 Whitney Rd, Suite 5
Albany, NY 12205: 14 Walker Way
Tonawanda, NY 14150: 275 Cooper Ave, Suite 105

Page 2 of 2

Date Rec'd in Lab: 04/06/22

ALPHA Job #: L2217568

Client Information

Client: Benchmark Env. Eng
Address: 2558 Hamburg Turnpike
Phone: (716) 856-0599
Fax: (716) 856-0583
Email: briker@bm-tk.com

Project Information

Project Name: 275 Franklin St. SiK
Project Location: Buffalo, NY
Project # B0156-021-001-001-002
(Use Project name as Project #) ☐
Project Manager:
ALPHAQuote #:

Turn-Around Time

Standard ☒ Due Date:
Rush (only if pre approved) ☐ # of Days:

Deliverables

☐ ASP-A ☐ ASP-B
☐ EQuIS (1 File) ☐ EQuIS (4 File)
☐ Other

Regulatory Requirement

☐ NY TOGS ☐ NY Part 375
☐ AWQ Standards ☐ NY CP-51
☐ NY Restricted Use ☐ Other
☐ NY Unrestricted Use
☐ NYC Sewer Discharge

Billing Information

☐ Same as Client Info
PO #

Disposal Site Information

Please identify below location of applicable disposal facilities.
Disposal Facility:
☐ NJ ☐ NY
☐ Other:

These samples have been previously analyzed by Alpha ☐

Other project specific requirements/comments:

Cat B

Please specify Metals or TAL.

ANALYSIS

TCL VOCs 8260

Sample Filtration
☐ Done
☐ Lab to do
Preservation
☐ Lab to do
(Please Specify below)

Sample Specific Comments

ALPHA Lab ID (Lab Use Only)	Sample ID	Collection Date	Collection Time	Sample Matrix	Sampler's Initials	TCL VOCs 8260	Total Bottle
17568-10	MW-24S MS	4/5/22	1210	water	EDS	X	
-10	MW-24S MSD		1210			X	
-11	Blind Dup		0800			X	
-12	MW-23S		1313			X	
-13	Trip Blank					X	

Preservative Code:
A = None
B = HCl
C = HNO_3
D = H_2SO_4
E = NaOH
F = MeOH
G = $NaHSO_4$
H = $Na_2S_2O_3$
K/E = Zn Ac/NaOH
O = Other

Container Code
P = Plastic
A = Amber Glass
V = Vial
G = Glass
B = Bacteria Cup
C = Cube
O = Other
E = Encore
D = BOD Bottle

Westboro: Certification No: MA935
Mansfield: Certification No: MA015

Container Type	V										
Preservative	B										

Relinquished By:	Date/Time	Received By:	Date/Time
			4/5/22 1600
	4/5/22 1630		4/6/22 0010

Please print clearly, legibly and completely. Samples can not be logged in and turnaround time clock will not start until any ambiguities are resolved. BY EXECUTING THIS COC, THE CLIENT HAS READ AND AGREES TO BE BOUND BY ALPHA'S TERMS & CONDITIONS. (See reverse side.)

Form No: 01-25 HC (rev. 30-Sept-2013)

WELL PURGING RECORD
LOW-FLOW SAMPLING METHOD

Site:	NYSDEC Franklin Street	**Tubing Diameter (ID):**	1/4 "
Project #:	0901718	**Initial Depth to Water (ft, TOC)**	12.22
Date:	11/1/2021	**Depth to Bottom of Well (ft, TOC)**	18.00
Sampling Device:	Peri Pump	**Feet of Water in Well (ft)**	6.08
Well ID:	MW-25S	**Volume of Water in Well (gal)**	0.99

	Meter(s): YSI Pro DSS						
Time	**Depth to Water (ft, TOC)**	**Temperature (ºC)**	**pH**	**Specific Conductance (mS/cm)**	**ORP (mV)**	**DO (mg/L)**	**Turbidity (NTU)**
0948	12.25	18.10	7.14	4.75	72.45	2.55	5.81
0955	12.28	18.00	7.14	4.509	75.70	2.07	44.2
1000	12.27	18.00	7.13	4.504	77.80	1.95	-10.9
1005	12.25	18.00	7.13	4.423	79.40	1.84	-10.9
1010	12.25	18.00	7.14	4.430	81.10	1.77	-10.92
		±3%	±0.1	±3%	±10mV	±10% or <0.5mg/L	±10% or <5NTU

Purge Start Time:	0931	Notes:	1015 Sample Time gal purged
Purge End Time:	1010		MS/MSD
Weather:	sunny/clear 40s		One tab broken on road box
Purge/Sampled by:	OO		

WELL PURGING RECORD
LOW-FLOW SAMPLING METHOD

Site:	NYSDEC Franklin Street	**Tubing Diameter (ID):**	1/4"
Project #:	0901718	**Initial Depth to Water (ft, TOC)**	12.60
Date:	11/1/2021	**Depth to Bottom of Well (ft, TOC)**	18.30
Sampling Device:	Peri Pump	**Feet of Water in Well (ft)**	5.70
Well ID:	MW-26S	**Volume of Water in Well (gal)**	0.91

	Meter(s): YSI Pro DSS						
Time	**Depth to Water (ft, TOC)**	**Temperature (ºC)**	**pH**	**Specific Conductance (mS/cm)**	**ORP (mV)**	**DO (mg/L)**	**Turbidity (NTU)**
1050	12.80	17.0	7.32	3.832	84.5	2.63	13.22
1055	12.82	17.1	7.32	3.727	84.7	2.12	-9.22
1100	12.80	17.1	7.32	3.616	84.4	2.12	11.53
1105	12.80	17.1	7.33	3.670	85.2	1.99	-5.84
1110	12.80	17.1	7.33	3.611	85.0	1.85	-6.63
1115	12.80	17.1	7.33	3.603	84.4	1.88	1.22
		±3%	±0.1	±3%	±10mV	±10% or <0.5mg/L	±10% or <5NTU

Purge Start Time:	1046	Notes:	1115	Sample Tim	5 gal purged
Purge End Time:	1115		DUP		
Weather:	clear/sunny 40s		1 bolt missing		
Purge/Sampled by:	OO				

WELL PURGING RECORD
LOW-FLOW SAMPLING METHOD

Site:	NYSDEC Franklin Street	**Tubing Diameter (ID):**	1/4"
Project #:	0901718	**Initial Depth to Water (ft, TOC)**	13.28
Date:	11/1/2021	**Depth to Bottom of Well (ft, TOC)**	18.50
Sampling Device:	Peri Pump	**Feet of Water in Well (ft)**	5.23
Well ID:	MW-27S	**Volume of Water in Well (gal)**	0.85

	Meter(s): YSI Pro DSS						
Time	**Depth to Water (ft, TOC)**	**Temperature (ºC)**	**pH**	**Specific Conductance (mS/cm)**	**ORP (mV)**	**DO (mg/L)**	**Turbidity (NTU)**
1210	13.30	16.10	7.25	2.909	91.0	3.50	-10.47
1215	13.28	16.20	7.25	2.957	92.5	3.53	-10.90
1220	13.28	16.10	7.25	2.971	93.6	3.63	-10.95
1225	13.29	16.20	7.25	2.990	94.4	3.76	-11.05
		±3%	±0.1	±3%	±10mV	±10% or <0.5mg/L	±10% or <5NTU

Purge Start Time:	1200	Notes:	1228	Sample Time	2	gal purged
Purge End Time:	1225		Water in road box			
Weather:	sunny 40s		no bolts or tabs			
Purge/Sampled by:	BD					

WELL PURGING RECORD
LOW-FLOW SAMPLING METHOD

Site:	NYSDEC Franklin Street	**Tubing Diameter (ID):**	1/4"
Project #:	0901718	**Initial Depth to Water (ft, TOC)**	11.42
Date:	11/1/2021	**Depth to Bottom of Well (ft, TOC)**	46.65
Sampling Device:	Peri Pump	**Feet of Water in Well (ft)**	35.23
Well ID:	MW-23D	**Volume of Water in Well (gal)**	5.74

	Meter(s): YSI Pro DSS						
Time	**Depth to Water (ft, TOC)**	**Temperature (ºC)**	**pH**	**Specific Conductance (mS/cm)**	**ORP (mV)**	**DO (mg/L)**	**Turbidity (NTU)**
1310	11.45	15.40	7.13	2.357	82.7	1.30	-10.06
1315	11.45	15.40	7.13	2.378	80.2	1.07	-10.38
1320	11.45	15.40	7.12	2.395	79.1	1.02	-10.91
1325	11.45	15.30	7.12	2.383	79.0	1.02	-11.12
		±3%	±0.1	±3%	±10mV	±10% or <0.5mg/L	±10% or <5NTU

Purge Start Time:	1305	Notes:	1325	Sample Time	gal purged
Purge End Time:	1325				
Weather:	sunny 50				
Purge/Sampled by:	BD				

ANALYTICAL REPORT

Job Number: 480-191738-1

Job Description: 275 Franklin Street #C915208A

Contract Number: C100700

For:
New York State D.E.C.
270 Michigan Avenue
Buffalo, NY 14203

Attention: Megan Kuczka

Approved for release.
Steve Hartmann
Project Manager I
12/13/2021 3:18 PM

Designee for
Orlette S Johnson, Senior Project Manager
10 Hazelwood Drive, Amherst, NY, 14228-2298
(484)685-0864
Orlette.Johnson@Eurofinset.com
12/13/2021
Revision: 1

The test results in this report meet all NELAP requirements for analytes for which accreditation is required or available. Any exceptions to the NELAP requirements are noted in this report. Pursuant to NELAP, this report may not be reproduced, except in full, without the written approval of the laboratory. All questions regarding this test report should be directed to the TestAmerica Project Manager who has signed this report. TestAmerica Buffalo NELAC Certifications: CADPH 01169CA, FLDOH E87672, ILEPA 200003, KSDOH E-10187, LADEQ 30708, MDH 036-999-337, NHELAP 2973, NJDEP NY455, NYDOH 10026, ORELAP NY200003, PADEP 68-00281, TXCEQ T-104704412-10-1

The test results in this report relate only to the samples as received by the laboratory and will meet all requirements of the methodology, with any exceptions noted. This report shall not be reproduced except in full, without the express written approval of the laboratory. All questions should be directed to the Eurofins TestAmerica Project Manager.

This report has been electronically signed and authorized by the signatory. Electronic signature is intended to be the legally binding equivalent of a traditionally handwritten signature.

Table of Contents

Cover Title Page 1

Data Summaries 4

Report Narrative 4

Sample Summary 5

Detection Summary 6

Method Summary 7

Client Sample Results 8

Surrogate Summary 16

QC Sample Results 17

Definitions 22

QC Association 23

Chronicle 24

Certification Summary 25

Organic Sample Data 26

GC/MS VOA 26

Method 8260C 26

Method 8260C QC Summary 27

Method 8260C Sample Data 39

Standards Data 83

Method 8260C ICAL Data 83

Method 8260C CCAL Data 266

Raw QC Data 280

Method 8260C Tune Data 280

Method 8260C Blank Data 288

Method 8260C LCS/LCSD Data 297

Method 8260C MS/MSD Data 303

Table of Contents

Method 8260C Run Logs 313
Method 8260C Prep Data 315
Shipping and Receiving Documents 319
Client Chain of Custody 320
Sample Receipt Checklist 321

Job Narrative
480-191738-1

Comments
This report was revised 12/13/21 to include additional narrative text regarding MS/MSD recoveries.

Receipt
The samples were received on 11/1/2021 2:30 PM. Unless otherwise noted below, the samples arrived in good condition, and where required, properly preserved and on ice. The temperature of the cooler at receipt was 3.3º C.

GC/MS VOA
Method 8260C: The following samples were diluted to bring the concentration of target analytes within the calibration range: MW-25S (480-191738-1), MW-25S (480-191738-1[MS]), MW-25S (480-191738-1[MSD]), MW-26S (480-191738-2) and DUP (480-191738-5). Elevated reporting limits (RLs) are provided.

Method 8260C: The matrix spike / matrix spike duplicate (MS/MSD) recoveries for analytical batch 480-603735 were outside control limits. Sample matrix interference and/or non-homogeneity are suspected because the associated laboratory control sample (LCS) recovery was within acceptance limits.

No additional analytical or quality issues were noted, other than those described above or in the Definitions/Glossary page.

Sample Summary

Client: New York State D.E.C.
Job ID: 480-191738-1
Project/Site: 275 Franklin Street #C915208A

Lab Sample ID	Client Sample ID	Matrix	Collected	Received
480-191738-1	MW-25S	Water	11/01/21 10:15	11/01/21 14:30
480-191738-2	MW-26S	Water	11/01/21 11:15	11/01/21 14:30
480-191738-3	MW-27S	Water	11/01/21 12:28	11/01/21 14:30
480-191738-4	MW-23D	Water	11/01/21 13:25	11/01/21 14:30
480-191738-5	DUP	Water	11/01/21 11:15	11/01/21 14:30
480-191738-6	TRIP BLANK	Water	11/01/21 00:00	11/01/21 14:30

Detection Summary

Client: New York State D.E.C.
Job ID: 480-191738-1
Project/Site: 275 Franklin Street #C915208A

Client Sample ID: MW-25S — Lab Sample ID: 480-191738-1

Analyte	Result	Qualifier	RL	MDL	Unit	Dil Fac	D	Method	Prep Type
cis-1,2-Dichloroethene	290	F1	8.0	6.5	ug/L	8		8260C	Total/NA
Tetrachloroethene	420	F1	8.0	2.9	ug/L	8		8260C	Total/NA
Trichloroethene	19		8.0	3.7	ug/L	8		8260C	Total/NA

Client Sample ID: MW-26S — Lab Sample ID: 480-191738-2

Analyte	Result	Qualifier	RL	MDL	Unit	Dil Fac	D	Method	Prep Type
Tetrachloroethene	920		20	7.2	ug/L	20		8260C	Total/NA
Trichloroethene	19	J	20	9.2	ug/L	20		8260C	Total/NA

Client Sample ID: MW-27S — Lab Sample ID: 480-191738-3

Analyte	Result	Qualifier	RL	MDL	Unit	Dil Fac	D	Method	Prep Type
Chloroform	2.7		1.0	0.34	ug/L	1		8260C	Total/NA
Tetrachloroethene	6.5		1.0	0.36	ug/L	1		8260C	Total/NA

Client Sample ID: MW-23D — Lab Sample ID: 480-191738-4

Analyte	Result	Qualifier	RL	MDL	Unit	Dil Fac	D	Method	Prep Type
Tetrachloroethene	1.2		1.0	0.36	ug/L	1		8260C	Total/NA

Client Sample ID: DUP — Lab Sample ID: 480-191738-5

Analyte	Result	Qualifier	RL	MDL	Unit	Dil Fac	D	Method	Prep Type
Tetrachloroethene	1100		20	7.2	ug/L	20		8260C	Total/NA
Trichloroethene	23		20	9.2	ug/L	20		8260C	Total/NA

Client Sample ID: TRIP BLANK — Lab Sample ID: 480-191738-6

No Detections.

This Detection Summary does not include radiochemical test results.

Method Summary

Client: New York State D.E.C.
Job ID: 480-191738-1
Project/Site: 275 Franklin Street #C915208A

Method	Method Description	Protocol	Laboratory
8260C	Volatile Organic Compounds by GC/MS	SW846	TAL BUF
5030C	Purge and Trap	SW846	TAL BUF

Protocol References:

SW846 = "Test Methods For Evaluating Solid Waste, Physical/Chemical Methods", Third Edition, November 1986 And Its Updates.

Laboratory References:

TAL BUF = Eurofins TestAmerica, Buffalo, 10 Hazelwood Drive, Amherst, NY 14228-2298, TEL (716)691-2600

Client Sample ID: MW-25S
Lab Sample ID: 480-191738-1

Date Collected: 11/01/21 10:15
Matrix: Water

Date Received: 11/01/21 14:30

Method: 8260C - Volatile Organic Compounds by GC/MS

Analyte	Result	Qualifier	RL	MDL	Unit	D	Prepared	Analyzed	Dil Fac
1,1,1-Trichloroethane	ND		8.0	6.6	ug/L			11/06/21 15:30	8
1,1,2,2-Tetrachloroethane	ND		8.0	1.7	ug/L			11/06/21 15:30	8
1,1,2-Trichloroethane	ND		8.0	1.8	ug/L			11/06/21 15:30	8
1,1,2-Trichloro-1,2,2-trifluoroethane	ND		8.0	2.5	ug/L			11/06/21 15:30	8
1,1-Dichloroethane	ND		8.0	3.0	ug/L			11/06/21 15:30	8
1,1-Dichloroethene	ND		8.0	2.3	ug/L			11/06/21 15:30	8
1,2,4-Trichlorobenzene	ND		8.0	3.3	ug/L			11/06/21 15:30	8
1,2-Dibromo-3-Chloropropane	ND		8.0	3.1	ug/L			11/06/21 15:30	8
1,2-Dibromoethane	ND		8.0	5.8	ug/L			11/06/21 15:30	8
1,2-Dichlorobenzene	ND		8.0	6.3	ug/L			11/06/21 15:30	8
1,2-Dichloroethane	ND		8.0	1.7	ug/L			11/06/21 15:30	8
1,2-Dichloropropane	ND		8.0	5.8	ug/L			11/06/21 15:30	8
1,3-Dichlorobenzene	ND		8.0	6.2	ug/L			11/06/21 15:30	8
1,4-Dichlorobenzene	ND		8.0	6.7	ug/L			11/06/21 15:30	8
2-Hexanone	ND		40	9.9	ug/L			11/06/21 15:30	8
2-Butanone (MEK)	ND		80	11	ug/L			11/06/21 15:30	8
4-Methyl-2-pentanone (MIBK)	ND		40	17	ug/L			11/06/21 15:30	8
Acetone	ND		80	24	ug/L			11/06/21 15:30	8
Benzene	ND		8.0	3.3	ug/L			11/06/21 15:30	8
Bromodichloromethane	ND		8.0	3.1	ug/L			11/06/21 15:30	8
Bromoform	ND		8.0	2.1	ug/L			11/06/21 15:30	8
Bromomethane	ND		8.0	5.5	ug/L			11/06/21 15:30	8
Carbon disulfide	ND		8.0	1.5	ug/L			11/06/21 15:30	8
Carbon tetrachloride	ND		8.0	2.2	ug/L			11/06/21 15:30	8
Chlorobenzene	ND		8.0	6.0	ug/L			11/06/21 15:30	8
Dibromochloromethane	ND		8.0	2.6	ug/L			11/06/21 15:30	8
Chloroethane	ND		8.0	2.6	ug/L			11/06/21 15:30	8
Chloroform	ND		8.0	2.7	ug/L			11/06/21 15:30	8
Chloromethane	ND		8.0	2.8	ug/L			11/06/21 15:30	8
cis-1,2-Dichloroethene	**290**	**F1**	8.0	6.5	ug/L			11/06/21 15:30	8
cis-1,3-Dichloropropene	ND		8.0	2.9	ug/L			11/06/21 15:30	8
Cyclohexane	ND		8.0	1.4	ug/L			11/06/21 15:30	8
Dichlorodifluoromethane	ND		8.0	5.4	ug/L			11/06/21 15:30	8
Ethylbenzene	ND		8.0	5.9	ug/L			11/06/21 15:30	8
Isopropylbenzene	ND		8.0	6.3	ug/L			11/06/21 15:30	8
Methyl acetate	ND		20	10	ug/L			11/06/21 15:30	8
Methyl tert-butyl ether	ND		8.0	1.3	ug/L			11/06/21 15:30	8
Methylcyclohexane	ND		8.0	1.3	ug/L			11/06/21 15:30	8
Methylene Chloride	ND		8.0	3.5	ug/L			11/06/21 15:30	8
Styrene	ND		8.0	5.8	ug/L			11/06/21 15:30	8
Tetrachloroethene	**420**	**F1**	8.0	2.9	ug/L			11/06/21 15:30	8
Toluene	ND		8.0	4.1	ug/L			11/06/21 15:30	8
trans-1,2-Dichloroethene	ND		8.0	7.2	ug/L			11/06/21 15:30	8
trans-1,3-Dichloropropene	ND		8.0	3.0	ug/L			11/06/21 15:30	8
Trichloroethene	**19**		8.0	3.7	ug/L			11/06/21 15:30	8
Trichlorofluoromethane	ND		8.0	7.0	ug/L			11/06/21 15:30	8
Vinyl chloride	ND		8.0	7.2	ug/L			11/06/21 15:30	8
Xylenes, Total	ND		16	5.3	ug/L			11/06/21 15:30	8

Client Sample ID: MW-25S
Lab Sample ID: 480-191738-1

Date Collected: 11/01/21 10:15
Matrix: Water
Date Received: 11/01/21 14:30

Surrogate	*%Recovery*	*Qualifier*	*Limits*	*Prepared*	*Analyzed*	*Dil Fac*
1,2-Dichloroethane-d4 (Surr)	*106*		*77 - 120*		*11/06/21 15:30*	*8*
Toluene-d8 (Surr)	*99*		*80 - 120*		*11/06/21 15:30*	*8*
4-Bromofluorobenzene (Surr)	*99*		*73 - 120*		*11/06/21 15:30*	*8*

Client Sample ID: MW-26S
Lab Sample ID: 480-191738-2

Date Collected: 11/01/21 11:15
Matrix: Water
Date Received: 11/01/21 14:30

Method: 8260C - Volatile Organic Compounds by GC/MS

Analyte	Result	Qualifier	RL	MDL	Unit	D	Prepared	Analyzed	Dil Fac
1,1,1-Trichloroethane	ND		20	16	ug/L			11/06/21 15:53	20
1,1,2,2-Tetrachloroethane	ND		20	4.2	ug/L			11/06/21 15:53	20
1,1,2-Trichloroethane	ND		20	4.6	ug/L			11/06/21 15:53	20
1,1,2-Trichloro-1,2,2-trifluoroethane	ND		20	6.2	ug/L			11/06/21 15:53	20
1,1-Dichloroethane	ND		20	7.6	ug/L			11/06/21 15:53	20
1,1-Dichloroethene	ND		20	5.8	ug/L			11/06/21 15:53	20
1,2,4-Trichlorobenzene	ND		20	8.2	ug/L			11/06/21 15:53	20
1,2-Dibromo-3-Chloropropane	ND		20	7.8	ug/L			11/06/21 15:53	20
1,2-Dibromoethane	ND		20	15	ug/L			11/06/21 15:53	20
1,2-Dichlorobenzene	ND		20	16	ug/L			11/06/21 15:53	20
1,2-Dichloroethane	ND		20	4.2	ug/L			11/06/21 15:53	20
1,2-Dichloropropane	ND		20	14	ug/L			11/06/21 15:53	20
1,3-Dichlorobenzene	ND		20	16	ug/L			11/06/21 15:53	20
1,4-Dichlorobenzene	ND		20	17	ug/L			11/06/21 15:53	20
2-Hexanone	ND		100	25	ug/L			11/06/21 15:53	20
2-Butanone (MEK)	ND		200	26	ug/L			11/06/21 15:53	20
4-Methyl-2-pentanone (MIBK)	ND		100	42	ug/L			11/06/21 15:53	20
Acetone	ND		200	60	ug/L			11/06/21 15:53	20
Benzene	ND		20	8.2	ug/L			11/06/21 15:53	20
Bromodichloromethane	ND		20	7.8	ug/L			11/06/21 15:53	20
Bromoform	ND		20	5.2	ug/L			11/06/21 15:53	20
Bromomethane	ND		20	14	ug/L			11/06/21 15:53	20
Carbon disulfide	ND		20	3.8	ug/L			11/06/21 15:53	20
Carbon tetrachloride	ND		20	5.4	ug/L			11/06/21 15:53	20
Chlorobenzene	ND		20	15	ug/L			11/06/21 15:53	20
Dibromochloromethane	ND		20	6.4	ug/L			11/06/21 15:53	20
Chloroethane	ND		20	6.4	ug/L			11/06/21 15:53	20
Chloroform	ND		20	6.8	ug/L			11/06/21 15:53	20
Chloromethane	ND		20	7.0	ug/L			11/06/21 15:53	20
cis-1,2-Dichloroethene	ND		20	16	ug/L			11/06/21 15:53	20
cis-1,3-Dichloropropene	ND		20	7.2	ug/L			11/06/21 15:53	20
Cyclohexane	ND		20	3.6	ug/L			11/06/21 15:53	20
Dichlorodifluoromethane	ND		20	14	ug/L			11/06/21 15:53	20
Ethylbenzene	ND		20	15	ug/L			11/06/21 15:53	20
Isopropylbenzene	ND		20	16	ug/L			11/06/21 15:53	20
Methyl acetate	ND		50	26	ug/L			11/06/21 15:53	20
Methyl tert-butyl ether	ND		20	3.2	ug/L			11/06/21 15:53	20
Methylcyclohexane	ND		20	3.2	ug/L			11/06/21 15:53	20
Methylene Chloride	ND		20	8.8	ug/L			11/06/21 15:53	20
Styrene	ND		20	15	ug/L			11/06/21 15:53	20

Client Sample ID: MW-26S
Lab Sample ID: 480-191738-2
Date Collected: 11/01/21 11:15
Matrix: Water
Date Received: 11/01/21 14:30

Method: 8260C - Volatile Organic Compounds by GC/MS (Continued)

Analyte	Result	Qualifier	RL	MDL	Unit	D	Prepared	Analyzed	Dil Fac
Tetrachloroethene	**920**		20	7.2	ug/L			11/06/21 15:53	20
Toluene	ND		20	10	ug/L			11/06/21 15:53	20
trans-1,2-Dichloroethene	ND		20	18	ug/L			11/06/21 15:53	20
trans-1,3-Dichloropropene	ND		20	7.4	ug/L			11/06/21 15:53	20
Trichloroethene	**19**	**J**	20	9.2	ug/L			11/06/21 15:53	20
Trichlorofluoromethane	ND		20	18	ug/L			11/06/21 15:53	20
Vinyl chloride	ND		20	18	ug/L			11/06/21 15:53	20
Xylenes, Total	ND		40	13	ug/L			11/06/21 15:53	20

Surrogate	*%Recovery*	*Qualifier*	*Limits*	*Prepared*	*Analyzed*	*Dil Fac*
1,2-Dichloroethane-d4 (Surr)	*105*		*77 - 120*		*11/06/21 15:53*	*20*
Toluene-d8 (Surr)	*102*		*80 - 120*		*11/06/21 15:53*	*20*
4-Bromofluorobenzene (Surr)	*98*		*73 - 120*		*11/06/21 15:53*	*20*

Client Sample ID: MW-27S
Lab Sample ID: 480-191738-3
Date Collected: 11/01/21 12:28
Matrix: Water
Date Received: 11/01/21 14:30

Method: 8260C - Volatile Organic Compounds by GC/MS

Analyte	Result	Qualifier	RL	MDL	Unit	D	Prepared	Analyzed	Dil Fac
1,1,1-Trichloroethane	ND		1.0	0.82	ug/L			11/06/21 16:16	1
1,1,2,2-Tetrachloroethane	ND		1.0	0.21	ug/L			11/06/21 16:16	1
1,1,2-Trichloroethane	ND		1.0	0.23	ug/L			11/06/21 16:16	1
1,1,2-Trichloro-1,2,2-trifluoroethane	ND		1.0	0.31	ug/L			11/06/21 16:16	1
1,1-Dichloroethane	ND		1.0	0.38	ug/L			11/06/21 16:16	1
1,1-Dichloroethene	ND		1.0	0.29	ug/L			11/06/21 16:16	1
1,2,4-Trichlorobenzene	ND		1.0	0.41	ug/L			11/06/21 16:16	1
1,2-Dibromo-3-Chloropropane	ND		1.0	0.39	ug/L			11/06/21 16:16	1
1,2-Dibromoethane	ND		1.0	0.73	ug/L			11/06/21 16:16	1
1,2-Dichlorobenzene	ND		1.0	0.79	ug/L			11/06/21 16:16	1
1,2-Dichloroethane	ND		1.0	0.21	ug/L			11/06/21 16:16	1
1,2-Dichloropropane	ND		1.0	0.72	ug/L			11/06/21 16:16	1
1,3-Dichlorobenzene	ND		1.0	0.78	ug/L			11/06/21 16:16	1
1,4-Dichlorobenzene	ND		1.0	0.84	ug/L			11/06/21 16:16	1
2-Hexanone	ND		5.0	1.2	ug/L			11/06/21 16:16	1
2-Butanone (MEK)	ND		10	1.3	ug/L			11/06/21 16:16	1
4-Methyl-2-pentanone (MIBK)	ND		5.0	2.1	ug/L			11/06/21 16:16	1
Acetone	ND		10	3.0	ug/L			11/06/21 16:16	1
Benzene	ND		1.0	0.41	ug/L			11/06/21 16:16	1
Bromodichloromethane	ND		1.0	0.39	ug/L			11/06/21 16:16	1
Bromoform	ND		1.0	0.26	ug/L			11/06/21 16:16	1
Bromomethane	ND		1.0	0.69	ug/L			11/06/21 16:16	1
Carbon disulfide	ND		1.0	0.19	ug/L			11/06/21 16:16	1
Carbon tetrachloride	ND		1.0	0.27	ug/L			11/06/21 16:16	1
Chlorobenzene	ND		1.0	0.75	ug/L			11/06/21 16:16	1
Dibromochloromethane	ND		1.0	0.32	ug/L			11/06/21 16:16	1
Chloroethane	ND		1.0	0.32	ug/L			11/06/21 16:16	1
Chloroform	**2.7**		1.0	0.34	ug/L			11/06/21 16:16	1
Chloromethane	ND		1.0	0.35	ug/L			11/06/21 16:16	1
cis-1,2-Dichloroethene	ND		1.0	0.81	ug/L			11/06/21 16:16	1

Client Sample ID: MW-27S
Lab Sample ID: 480-191738-3

Date Collected: 11/01/21 12:28
Matrix: Water
Date Received: 11/01/21 14:30

Method: 8260C - Volatile Organic Compounds by GC/MS (Continued)

Analyte	Result	Qualifier	RL	MDL	Unit	D	Prepared	Analyzed	Dil Fac
cis-1,3-Dichloropropene	ND		1.0	0.36	ug/L			11/06/21 16:16	1
Cyclohexane	ND		1.0	0.18	ug/L			11/06/21 16:16	1
Dichlorodifluoromethane	ND		1.0	0.68	ug/L			11/06/21 16:16	1
Ethylbenzene	ND		1.0	0.74	ug/L			11/06/21 16:16	1
Isopropylbenzene	ND		1.0	0.79	ug/L			11/06/21 16:16	1
Methyl acetate	ND		2.5	1.3	ug/L			11/06/21 16:16	1
Methyl tert-butyl ether	ND		1.0	0.16	ug/L			11/06/21 16:16	1
Methylcyclohexane	ND		1.0	0.16	ug/L			11/06/21 16:16	1
Methylene Chloride	ND		1.0	0.44	ug/L			11/06/21 16:16	1
Styrene	ND		1.0	0.73	ug/L			11/06/21 16:16	1
Tetrachloroethene	**6.5**		1.0	0.36	ug/L			11/06/21 16:16	1
Toluene	ND		1.0	0.51	ug/L			11/06/21 16:16	1
trans-1,2-Dichloroethene	ND		1.0	0.90	ug/L			11/06/21 16:16	1
trans-1,3-Dichloropropene	ND		1.0	0.37	ug/L			11/06/21 16:16	1
Trichloroethene	ND		1.0	0.46	ug/L			11/06/21 16:16	1
Trichlorofluoromethane	ND		1.0	0.88	ug/L			11/06/21 16:16	1
Vinyl chloride	ND		1.0	0.90	ug/L			11/06/21 16:16	1
Xylenes, Total	ND		2.0	0.66	ug/L			11/06/21 16:16	1

Surrogate	*%Recovery*	*Qualifier*	*Limits*	*Prepared*	*Analyzed*	*Dil Fac*
1,2-Dichloroethane-d4 (Surr)	*102*		*77 - 120*		*11/06/21 16:16*	*1*
Toluene-d8 (Surr)	*97*		*80 - 120*		*11/06/21 16:16*	*1*
4-Bromofluorobenzene (Surr)	*96*		*73 - 120*		*11/06/21 16:16*	*1*

Client Sample ID: MW-23D
Lab Sample ID: 480-191738-4

Date Collected: 11/01/21 13:25
Matrix: Water
Date Received: 11/01/21 14:30

Method: 8260C - Volatile Organic Compounds by GC/MS

Analyte	Result	Qualifier	RL	MDL	Unit	D	Prepared	Analyzed	Dil Fac
1,1,1-Trichloroethane	ND		1.0	0.82	ug/L			11/06/21 16:40	1
1,1,2,2-Tetrachloroethane	ND		1.0	0.21	ug/L			11/06/21 16:40	1
1,1,2-Trichloroethane	ND		1.0	0.23	ug/L			11/06/21 16:40	1
1,1,2-Trichloro-1,2,2-trifluoroethane	ND		1.0	0.31	ug/L			11/06/21 16:40	1
1,1-Dichloroethane	ND		1.0	0.38	ug/L			11/06/21 16:40	1
1,1-Dichloroethene	ND		1.0	0.29	ug/L			11/06/21 16:40	1
1,2,4-Trichlorobenzene	ND		1.0	0.41	ug/L			11/06/21 16:40	1
1,2-Dibromo-3-Chloropropane	ND		1.0	0.39	ug/L			11/06/21 16:40	1
1,2-Dibromoethane	ND		1.0	0.73	ug/L			11/06/21 16:40	1
1,2-Dichlorobenzene	ND		1.0	0.79	ug/L			11/06/21 16:40	1
1,2-Dichloroethane	ND		1.0	0.21	ug/L			11/06/21 16:40	1
1,2-Dichloropropane	ND		1.0	0.72	ug/L			11/06/21 16:40	1
1,3-Dichlorobenzene	ND		1.0	0.78	ug/L			11/06/21 16:40	1
1,4-Dichlorobenzene	ND		1.0	0.84	ug/L			11/06/21 16:40	1
2-Hexanone	ND		5.0	1.2	ug/L			11/06/21 16:40	1
2-Butanone (MEK)	ND		10	1.3	ug/L			11/06/21 16:40	1
4-Methyl-2-pentanone (MIBK)	ND		5.0	2.1	ug/L			11/06/21 16:40	1
Acetone	ND		10	3.0	ug/L			11/06/21 16:40	1
Benzene	ND		1.0	0.41	ug/L			11/06/21 16:40	1
Bromodichloromethane	ND		1.0	0.39	ug/L			11/06/21 16:40	1

Client Sample ID: MW-23D
Lab Sample ID: 480-191738-4

Date Collected: 11/01/21 13:25
Matrix: Water
Date Received: 11/01/21 14:30

Method: 8260C - Volatile Organic Compounds by GC/MS (Continued)

Analyte	Result	Qualifier	RL	MDL	Unit	D	Prepared	Analyzed	Dil Fac
Bromoform	ND		1.0	0.26	ug/L			11/06/21 16:40	1
Bromomethane	ND		1.0	0.69	ug/L			11/06/21 16:40	1
Carbon disulfide	ND		1.0	0.19	ug/L			11/06/21 16:40	1
Carbon tetrachloride	ND		1.0	0.27	ug/L			11/06/21 16:40	1
Chlorobenzene	ND		1.0	0.75	ug/L			11/06/21 16:40	1
Dibromochloromethane	ND		1.0	0.32	ug/L			11/06/21 16:40	1
Chloroethane	ND		1.0	0.32	ug/L			11/06/21 16:40	1
Chloroform	ND		1.0	0.34	ug/L			11/06/21 16:40	1
Chloromethane	ND		1.0	0.35	ug/L			11/06/21 16:40	1
cis-1,2-Dichloroethene	ND		1.0	0.81	ug/L			11/06/21 16:40	1
cis-1,3-Dichloropropene	ND		1.0	0.36	ug/L			11/06/21 16:40	1
Cyclohexane	ND		1.0	0.18	ug/L			11/06/21 16:40	1
Dichlorodifluoromethane	ND		1.0	0.68	ug/L			11/06/21 16:40	1
Ethylbenzene	ND		1.0	0.74	ug/L			11/06/21 16:40	1
Isopropylbenzene	ND		1.0	0.79	ug/L			11/06/21 16:40	1
Methyl acetate	ND		2.5	1.3	ug/L			11/06/21 16:40	1
Methyl tert-butyl ether	ND		1.0	0.16	ug/L			11/06/21 16:40	1
Methylcyclohexane	ND		1.0	0.16	ug/L			11/06/21 16:40	1
Methylene Chloride	ND		1.0	0.44	ug/L			11/06/21 16:40	1
Styrene	ND		1.0	0.73	ug/L			11/06/21 16:40	1
Tetrachloroethene	**1.2**		1.0	0.36	ug/L			11/06/21 16:40	1
Toluene	ND		1.0	0.51	ug/L			11/06/21 16:40	1
trans-1,2-Dichloroethene	ND		1.0	0.90	ug/L			11/06/21 16:40	1
trans-1,3-Dichloropropene	ND		1.0	0.37	ug/L			11/06/21 16:40	1
Trichloroethene	ND		1.0	0.46	ug/L			11/06/21 16:40	1
Trichlorofluoromethane	ND		1.0	0.88	ug/L			11/06/21 16:40	1
Vinyl chloride	ND		1.0	0.90	ug/L			11/06/21 16:40	1
Xylenes, Total	ND		2.0	0.66	ug/L			11/06/21 16:40	1

Surrogate	*%Recovery*	*Qualifier*	*Limits*	*Prepared*	*Analyzed*	*Dil Fac*
1,2-Dichloroethane-d4 (Surr)	*99*		*77 - 120*		*11/06/21 16:40*	*1*
Toluene-d8 (Surr)	*96*		*80 - 120*		*11/06/21 16:40*	*1*
4-Bromofluorobenzene (Surr)	*94*		*73 - 120*		*11/06/21 16:40*	*1*

Client Sample ID: DUP
Lab Sample ID: 480-191738-5

Date Collected: 11/01/21 11:15
Matrix: Water
Date Received: 11/01/21 14:30

Method: 8260C - Volatile Organic Compounds by GC/MS

Analyte	Result	Qualifier	RL	MDL	Unit	D	Prepared	Analyzed	Dil Fac
1,1,1-Trichloroethane	ND		20	16	ug/L			11/06/21 17:03	20
1,1,2,2-Tetrachloroethane	ND		20	4.2	ug/L			11/06/21 17:03	20
1,1,2-Trichloroethane	ND		20	4.6	ug/L			11/06/21 17:03	20
1,1,2-Trichloro-1,2,2-trifluoroethane	ND		20	6.2	ug/L			11/06/21 17:03	20
1,1-Dichloroethane	ND		20	7.6	ug/L			11/06/21 17:03	20
1,1-Dichloroethene	ND		20	5.8	ug/L			11/06/21 17:03	20
1,2,4-Trichlorobenzene	ND		20	8.2	ug/L			11/06/21 17:03	20
1,2-Dibromo-3-Chloropropane	ND		20	7.8	ug/L			11/06/21 17:03	20
1,2-Dibromoethane	ND		20	15	ug/L			11/06/21 17:03	20
1,2-Dichlorobenzene	ND		20	16	ug/L			11/06/21 17:03	20

Client Sample ID: DUP
Lab Sample ID: 480-191738-5

Date Collected: 11/01/21 11:15
Matrix: Water

Date Received: 11/01/21 14:30

Method: 8260C - Volatile Organic Compounds by GC/MS (Continued)

Analyte	Result	Qualifier	RL	MDL	Unit	D	Prepared	Analyzed	Dil Fac
1,2-Dichloroethane	ND		20	4.2	ug/L			11/06/21 17:03	20
1,2-Dichloropropane	ND		20	14	ug/L			11/06/21 17:03	20
1,3-Dichlorobenzene	ND		20	16	ug/L			11/06/21 17:03	20
1,4-Dichlorobenzene	ND		20	17	ug/L			11/06/21 17:03	20
2-Hexanone	ND		100	25	ug/L			11/06/21 17:03	20
2-Butanone (MEK)	ND		200	26	ug/L			11/06/21 17:03	20
4-Methyl-2-pentanone (MIBK)	ND		100	42	ug/L			11/06/21 17:03	20
Acetone	ND		200	60	ug/L			11/06/21 17:03	20
Benzene	ND		20	8.2	ug/L			11/06/21 17:03	20
Bromodichloromethane	ND		20	7.8	ug/L			11/06/21 17:03	20
Bromoform	ND		20	5.2	ug/L			11/06/21 17:03	20
Bromomethane	ND		20	14	ug/L			11/06/21 17:03	20
Carbon disulfide	ND		20	3.8	ug/L			11/06/21 17:03	20
Carbon tetrachloride	ND		20	5.4	ug/L			11/06/21 17:03	20
Chlorobenzene	ND		20	15	ug/L			11/06/21 17:03	20
Dibromochloromethane	ND		20	6.4	ug/L			11/06/21 17:03	20
Chloroethane	ND		20	6.4	ug/L			11/06/21 17:03	20
Chloroform	ND		20	6.8	ug/L			11/06/21 17:03	20
Chloromethane	ND		20	7.0	ug/L			11/06/21 17:03	20
cis-1,2-Dichloroethene	ND		20	16	ug/L			11/06/21 17:03	20
cis-1,3-Dichloropropene	ND		20	7.2	ug/L			11/06/21 17:03	20
Cyclohexane	ND		20	3.6	ug/L			11/06/21 17:03	20
Dichlorodifluoromethane	ND		20	14	ug/L			11/06/21 17:03	20
Ethylbenzene	ND		20	15	ug/L			11/06/21 17:03	20
Isopropylbenzene	ND		20	16	ug/L			11/06/21 17:03	20
Methyl acetate	ND		50	26	ug/L			11/06/21 17:03	20
Methyl tert-butyl ether	ND		20	3.2	ug/L			11/06/21 17:03	20
Methylcyclohexane	ND		20	3.2	ug/L			11/06/21 17:03	20
Methylene Chloride	ND		20	8.8	ug/L			11/06/21 17:03	20
Styrene	ND		20	15	ug/L			11/06/21 17:03	20
Tetrachloroethene	**1100**		20	7.2	ug/L			11/06/21 17:03	20
Toluene	ND		20	10	ug/L			11/06/21 17:03	20
trans-1,2-Dichloroethene	ND		20	18	ug/L			11/06/21 17:03	20
trans-1,3-Dichloropropene	ND		20	7.4	ug/L			11/06/21 17:03	20
Trichloroethene	**23**		20	9.2	ug/L			11/06/21 17:03	20
Trichlorofluoromethane	ND		20	18	ug/L			11/06/21 17:03	20
Vinyl chloride	ND		20	18	ug/L			11/06/21 17:03	20
Xylenes, Total	ND		40	13	ug/L			11/06/21 17:03	20

Surrogate	*%Recovery*	*Qualifier*	*Limits*	*Prepared*	*Analyzed*	*Dil Fac*
1,2-Dichloroethane-d4 (Surr)	*106*		*77 - 120*		*11/06/21 17:03*	*20*
Toluene-d8 (Surr)	*101*		*80 - 120*		*11/06/21 17:03*	*20*
4-Bromofluorobenzene (Surr)	*95*		*73 - 120*		*11/06/21 17:03*	*20*

Client Sample ID: TRIP BLANK
Lab Sample ID: 480-191738-6

Date Collected: 11/01/21 00:00
Matrix: Water
Date Received: 11/01/21 14:30

Method: 8260C - Volatile Organic Compounds by GC/MS

Analyte	Result	Qualifier	RL	MDL	Unit	D	Prepared	Analyzed	Dil Fac
1,1,1-Trichloroethane	ND		1.0	0.82	ug/L			11/06/21 17:26	1
1,1,2,2-Tetrachloroethane	ND		1.0	0.21	ug/L			11/06/21 17:26	1
1,1,2-Trichloroethane	ND		1.0	0.23	ug/L			11/06/21 17:26	1
1,1,2-Trichloro-1,2,2-trifluoroethane	ND		1.0	0.31	ug/L			11/06/21 17:26	1
1,1-Dichloroethane	ND		1.0	0.38	ug/L			11/06/21 17:26	1
1,1-Dichloroethene	ND		1.0	0.29	ug/L			11/06/21 17:26	1
1,2,4-Trichlorobenzene	ND		1.0	0.41	ug/L			11/06/21 17:26	1
1,2-Dibromo-3-Chloropropane	ND		1.0	0.39	ug/L			11/06/21 17:26	1
1,2-Dibromoethane	ND		1.0	0.73	ug/L			11/06/21 17:26	1
1,2-Dichlorobenzene	ND		1.0	0.79	ug/L			11/06/21 17:26	1
1,2-Dichloroethane	ND		1.0	0.21	ug/L			11/06/21 17:26	1
1,2-Dichloropropane	ND		1.0	0.72	ug/L			11/06/21 17:26	1
1,3-Dichlorobenzene	ND		1.0	0.78	ug/L			11/06/21 17:26	1
1,4-Dichlorobenzene	ND		1.0	0.84	ug/L			11/06/21 17:26	1
2-Hexanone	ND		5.0	1.2	ug/L			11/06/21 17:26	1
2-Butanone (MEK)	ND		10	1.3	ug/L			11/06/21 17:26	1
4-Methyl-2-pentanone (MIBK)	ND		5.0	2.1	ug/L			11/06/21 17:26	1
Acetone	ND		10	3.0	ug/L			11/06/21 17:26	1
Benzene	ND		1.0	0.41	ug/L			11/06/21 17:26	1
Bromodichloromethane	ND		1.0	0.39	ug/L			11/06/21 17:26	1
Bromoform	ND		1.0	0.26	ug/L			11/06/21 17:26	1
Bromomethane	ND		1.0	0.69	ug/L			11/06/21 17:26	1
Carbon disulfide	ND		1.0	0.19	ug/L			11/06/21 17:26	1
Carbon tetrachloride	ND		1.0	0.27	ug/L			11/06/21 17:26	1
Chlorobenzene	ND		1.0	0.75	ug/L			11/06/21 17:26	1
Dibromochloromethane	ND		1.0	0.32	ug/L			11/06/21 17:26	1
Chloroethane	ND		1.0	0.32	ug/L			11/06/21 17:26	1
Chloroform	ND		1.0	0.34	ug/L			11/06/21 17:26	1
Chloromethane	ND		1.0	0.35	ug/L			11/06/21 17:26	1
cis-1,2-Dichloroethene	ND		1.0	0.81	ug/L			11/06/21 17:26	1
cis-1,3-Dichloropropene	ND		1.0	0.36	ug/L			11/06/21 17:26	1
Cyclohexane	ND		1.0	0.18	ug/L			11/06/21 17:26	1
Dichlorodifluoromethane	ND		1.0	0.68	ug/L			11/06/21 17:26	1
Ethylbenzene	ND		1.0	0.74	ug/L			11/06/21 17:26	1
Isopropylbenzene	ND		1.0	0.79	ug/L			11/06/21 17:26	1
Methyl acetate	ND		2.5	1.3	ug/L			11/06/21 17:26	1
Methyl tert-butyl ether	ND		1.0	0.16	ug/L			11/06/21 17:26	1
Methylcyclohexane	ND		1.0	0.16	ug/L			11/06/21 17:26	1
Methylene Chloride	ND		1.0	0.44	ug/L			11/06/21 17:26	1
Styrene	ND		1.0	0.73	ug/L			11/06/21 17:26	1
Tetrachloroethene	ND		1.0	0.36	ug/L			11/06/21 17:26	1
Toluene	ND		1.0	0.51	ug/L			11/06/21 17:26	1
trans-1,2-Dichloroethene	ND		1.0	0.90	ug/L			11/06/21 17:26	1
trans-1,3-Dichloropropene	ND		1.0	0.37	ug/L			11/06/21 17:26	1
Trichloroethene	ND		1.0	0.46	ug/L			11/06/21 17:26	1
Trichlorofluoromethane	ND		1.0	0.88	ug/L			11/06/21 17:26	1
Vinyl chloride	ND		1.0	0.90	ug/L			11/06/21 17:26	1
Xylenes, Total	ND		2.0	0.66	ug/L			11/06/21 17:26	1

Client Sample ID: TRIP BLANK
Lab Sample ID: 480-191738-6

Date Collected: 11/01/21 00:00
Matrix: Water

Date Received: 11/01/21 14:30

Surrogate	%Recovery	Qualifier	Limits	Prepared	Analyzed	Dil Fac
1,2-Dichloroethane-d4 (Surr)	105		77 - 120		11/06/21 17:26	1
Toluene-d8 (Surr)	105		80 - 120		11/06/21 17:26	1
4-Bromofluorobenzene (Surr)	102		73 - 120		11/06/21 17:26	1

Surrogate Summary

Client: New York State D.E.C.
Job ID: 480-191738-1
Project/Site: 275 Franklin Street #C915208A

Method: 8260C - Volatile Organic Compounds by GC/MS

Matrix: Water
Prep Type: Total/NA

		Percent Surrogate Recovery (Acceptance Limits)		
		DCA	TOL	BFB
Lab Sample ID	Client Sample ID	(77-120)	(80-120)	(73-120)
480-191738-1	MW-25S	106	99	99
480-191738-1 MS	MW-25S	101	101	100
480-191738-1 MSD	MW-25S	101	98	100
480-191738-2	MW-26S	105	102	98
480-191738-3	MW-27S	102	97	96
480-191738-4	MW-23D	99	96	94
480-191738-5	DUP	106	101	95
480-191738-6	TRIP BLANK	105	105	102
LCS 480-603735/4	Lab Control Sample	93	101	101
MB 480-603735/6	Method Blank	103	101	97

Surrogate Legend

DCA = 1,2-Dichloroethane-d4 (Surr)
TOL = Toluene-d8 (Surr)
BFB = 4-Bromofluorobenzene (Surr)

Method: 8260C - Volatile Organic Compounds by GC/MS

Lab Sample ID: MB 480-603735/6
Matrix: Water
Analysis Batch: 603735

Client Sample ID: Method Blank
Prep Type: Total/NA

Analyte	MB Result	MB Qualifier	RL	MDL	Unit	D	Prepared	Analyzed	Dil Fac
1,1,1-Trichloroethane	ND		1.0	0.82	ug/L			11/06/21 14:51	1
1,1,2,2-Tetrachloroethane	ND		1.0	0.21	ug/L			11/06/21 14:51	1
1,1,2-Trichloroethane	ND		1.0	0.23	ug/L			11/06/21 14:51	1
1,1,2-Trichloro-1,2,2-trifluoroethane	ND		1.0	0.31	ug/L			11/06/21 14:51	1
1,1-Dichloroethane	ND		1.0	0.38	ug/L			11/06/21 14:51	1
1,1-Dichloroethene	ND		1.0	0.29	ug/L			11/06/21 14:51	1
1,2,4-Trichlorobenzene	ND		1.0	0.41	ug/L			11/06/21 14:51	1
1,2-Dibromo-3-Chloropropane	ND		1.0	0.39	ug/L			11/06/21 14:51	1
1,2-Dibromoethane	ND		1.0	0.73	ug/L			11/06/21 14:51	1
1,2-Dichlorobenzene	ND		1.0	0.79	ug/L			11/06/21 14:51	1
1,2-Dichloroethane	ND		1.0	0.21	ug/L			11/06/21 14:51	1
1,2-Dichloropropane	ND		1.0	0.72	ug/L			11/06/21 14:51	1
1,3-Dichlorobenzene	ND		1.0	0.78	ug/L			11/06/21 14:51	1
1,4-Dichlorobenzene	ND		1.0	0.84	ug/L			11/06/21 14:51	1
2-Hexanone	ND		5.0	1.2	ug/L			11/06/21 14:51	1
2-Butanone (MEK)	ND		10	1.3	ug/L			11/06/21 14:51	1
4-Methyl-2-pentanone (MIBK)	ND		5.0	2.1	ug/L			11/06/21 14:51	1
Acetone	ND		10	3.0	ug/L			11/06/21 14:51	1
Benzene	ND		1.0	0.41	ug/L			11/06/21 14:51	1
Bromodichloromethane	ND		1.0	0.39	ug/L			11/06/21 14:51	1
Bromoform	ND		1.0	0.26	ug/L			11/06/21 14:51	1
Bromomethane	ND		1.0	0.69	ug/L			11/06/21 14:51	1
Carbon disulfide	ND		1.0	0.19	ug/L			11/06/21 14:51	1
Carbon tetrachloride	ND		1.0	0.27	ug/L			11/06/21 14:51	1
Chlorobenzene	ND		1.0	0.75	ug/L			11/06/21 14:51	1
Dibromochloromethane	ND		1.0	0.32	ug/L			11/06/21 14:51	1
Chloroethane	ND		1.0	0.32	ug/L			11/06/21 14:51	1
Chloroform	ND		1.0	0.34	ug/L			11/06/21 14:51	1
Chloromethane	ND		1.0	0.35	ug/L			11/06/21 14:51	1
cis-1,2-Dichloroethene	ND		1.0	0.81	ug/L			11/06/21 14:51	1
cis-1,3-Dichloropropene	ND		1.0	0.36	ug/L			11/06/21 14:51	1
Cyclohexane	ND		1.0	0.18	ug/L			11/06/21 14:51	1
Dichlorodifluoromethane	ND		1.0	0.68	ug/L			11/06/21 14:51	1
Ethylbenzene	ND		1.0	0.74	ug/L			11/06/21 14:51	1
Isopropylbenzene	ND		1.0	0.79	ug/L			11/06/21 14:51	1
Methyl acetate	ND		2.5	1.3	ug/L			11/06/21 14:51	1
Methyl tert-butyl ether	ND		1.0	0.16	ug/L			11/06/21 14:51	1
Methylcyclohexane	ND		1.0	0.16	ug/L			11/06/21 14:51	1
Methylene Chloride	ND		1.0	0.44	ug/L			11/06/21 14:51	1
Styrene	ND		1.0	0.73	ug/L			11/06/21 14:51	1
Tetrachloroethene	ND		1.0	0.36	ug/L			11/06/21 14:51	1
Toluene	ND		1.0	0.51	ug/L			11/06/21 14:51	1
trans-1,2-Dichloroethene	ND		1.0	0.90	ug/L			11/06/21 14:51	1
trans-1,3-Dichloropropene	ND		1.0	0.37	ug/L			11/06/21 14:51	1
Trichloroethene	ND		1.0	0.46	ug/L			11/06/21 14:51	1
Trichlorofluoromethane	ND		1.0	0.88	ug/L			11/06/21 14:51	1
Vinyl chloride	ND		1.0	0.90	ug/L			11/06/21 14:51	1
Xylenes, Total	ND		2.0	0.66	ug/L			11/06/21 14:51	1

Method: 8260C - Volatile Organic Compounds by GC/MS (Continued)

Lab Sample ID: MB 480-603735/6
Matrix: Water
Analysis Batch: 603735

Client Sample ID: Method Blank
Prep Type: Total/NA

Surrogate	MB %Recovery	MB Qualifier	Limits	Prepared	Analyzed	Dil Fac
1,2-Dichloroethane-d4 (Surr)	103		77 - 120		11/06/21 14:51	1
Toluene-d8 (Surr)	101		80 - 120		11/06/21 14:51	1
4-Bromofluorobenzene (Surr)	97		73 - 120		11/06/21 14:51	1

Lab Sample ID: LCS 480-603735/4
Matrix: Water
Analysis Batch: 603735

Client Sample ID: Lab Control Sample
Prep Type: Total/NA

Analyte	Spike Added	LCS Result	LCS Qualifier	Unit	D	%Rec	%Rec. Limits
1,1,1-Trichloroethane	25.0	22.4		ug/L		90	73 - 126
1,1,2,2-Tetrachloroethane	25.0	25.1		ug/L		100	76 - 120
1,1,2-Trichloroethane	25.0	24.0		ug/L		96	76 - 122
1,1,2-Trichloro-1,2,2-trifluoroethane	25.0	22.0		ug/L		88	61 - 148
1,1-Dichloroethane	25.0	23.4		ug/L		93	77 - 120
1,1-Dichloroethene	25.0	21.9		ug/L		88	66 - 127
1,2,4-Trichlorobenzene	25.0	24.0		ug/L		96	79 - 122
1,2-Dibromo-3-Chloropropane	25.0	22.7		ug/L		91	56 - 134
1,2-Dibromoethane	25.0	23.4		ug/L		93	77 - 120
1,2-Dichlorobenzene	25.0	23.6		ug/L		95	80 - 124
1,2-Dichloroethane	25.0	22.5		ug/L		90	75 - 120
1,2-Dichloropropane	25.0	22.8		ug/L		91	76 - 120
1,3-Dichlorobenzene	25.0	23.7		ug/L		95	77 - 120
1,4-Dichlorobenzene	25.0	24.7		ug/L		99	80 - 120
2-Hexanone	125	127		ug/L		102	65 - 127
2-Butanone (MEK)	125	127		ug/L		102	57 - 140
4-Methyl-2-pentanone (MIBK)	125	121		ug/L		97	71 - 125
Acetone	125	124		ug/L		99	56 - 142
Benzene	25.0	23.0		ug/L		92	71 - 124
Bromodichloromethane	25.0	23.4		ug/L		94	80 - 122
Bromoform	25.0	20.6		ug/L		82	61 - 132
Bromomethane	25.0	21.8		ug/L		87	55 - 144
Carbon disulfide	25.0	20.7		ug/L		83	59 - 134
Carbon tetrachloride	25.0	23.1		ug/L		92	72 - 134
Chlorobenzene	25.0	23.5		ug/L		94	80 - 120
Dibromochloromethane	25.0	23.2		ug/L		93	75 - 125
Chloroethane	25.0	21.7		ug/L		87	69 - 136
Chloroform	25.0	22.1		ug/L		88	73 - 127
Chloromethane	25.0	22.9		ug/L		92	68 - 124
cis-1,2-Dichloroethene	25.0	21.9		ug/L		88	74 - 124
cis-1,3-Dichloropropene	25.0	22.6		ug/L		91	74 - 124
Cyclohexane	25.0	23.7		ug/L		95	59 - 135
Dichlorodifluoromethane	25.0	21.0		ug/L		84	59 - 135
Ethylbenzene	25.0	24.1		ug/L		96	77 - 123
Isopropylbenzene	25.0	24.8		ug/L		99	77 - 122
Methyl acetate	50.0	44.7		ug/L		89	74 - 133
Methyl tert-butyl ether	25.0	22.8		ug/L		91	77 - 120
Methylcyclohexane	25.0	22.9		ug/L		92	68 - 134
Methylene Chloride	25.0	23.6		ug/L		94	75 - 124

Method: 8260C - Volatile Organic Compounds by GC/MS (Continued)

Lab Sample ID: LCS 480-603735/4
Matrix: Water
Analysis Batch: 603735

Client Sample ID: Lab Control Sample
Prep Type: Total/NA

Analyte	Spike Added	LCS Result	LCS Qualifier	Unit	D	%Rec	%Rec. Limits
Styrene	25.0	24.6		ug/L		98	80 - 120
Tetrachloroethene	25.0	22.5		ug/L		90	74 - 122
Toluene	25.0	24.0		ug/L		96	80 - 122
trans-1,2-Dichloroethene	25.0	22.5		ug/L		90	73 - 127
trans-1,3-Dichloropropene	25.0	22.5		ug/L		90	80 - 120
Trichloroethene	25.0	23.7		ug/L		95	74 - 123
Trichlorofluoromethane	25.0	21.9		ug/L		87	62 - 150
Vinyl chloride	25.0	22.3		ug/L		89	65 - 133

Surrogate	*LCS %Recovery*	*LCS Qualifier*	*Limits*
1,2-Dichloroethane-d4 (Surr)	*93*		*77 - 120*
Toluene-d8 (Surr)	*101*		*80 - 120*
4-Bromofluorobenzene (Surr)	*101*		*73 - 120*

Lab Sample ID: 480-191738-1 MS
Matrix: Water
Analysis Batch: 603735

Client Sample ID: MW-25S
Prep Type: Total/NA

Analyte	Sample Result	Sample Qualifier	Spike Added	MS Result	MS Qualifier	Unit	D	%Rec	%Rec. Limits
1,1,1-Trichloroethane	ND		200	191		ug/L		96	73 - 126
1,1,2,2-Tetrachloroethane	ND		200	198		ug/L		99	76 - 120
1,1,2-Trichloroethane	ND		200	203		ug/L		102	76 - 122
1,1,2-Trichloro-1,2,2-trifluoroethane	ND		200	171		ug/L		85	61 - 148
1,1-Dichloroethane	ND		200	203		ug/L		101	77 - 120
1,1-Dichloroethene	ND		200	188		ug/L		94	66 - 127
1,2,4-Trichlorobenzene	ND		200	180		ug/L		90	79 - 122
1,2-Dibromo-3-Chloropropane	ND		200	179		ug/L		90	56 - 134
1,2-Dibromoethane	ND		200	189		ug/L		95	77 - 120
1,2-Dichlorobenzene	ND		200	190		ug/L		95	80 - 124
1,2-Dichloroethane	ND		200	189		ug/L		94	75 - 120
1,2-Dichloropropane	ND		200	189		ug/L		94	76 - 120
1,3-Dichlorobenzene	ND		200	196		ug/L		98	77 - 120
1,4-Dichlorobenzene	ND		200	201		ug/L		101	78 - 124
2-Hexanone	ND		1000	995		ug/L		100	65 - 127
2-Butanone (MEK)	ND		1000	1020		ug/L		102	57 - 140
4-Methyl-2-pentanone (MIBK)	ND		1000	993		ug/L		99	71 - 125
Acetone	ND		1000	892		ug/L		89	56 - 142
Benzene	ND		200	193		ug/L		97	71 - 124
Bromodichloromethane	ND		200	189		ug/L		94	80 - 122
Bromoform	ND		200	158		ug/L		79	61 - 132
Bromomethane	ND		200	182		ug/L		91	55 - 144
Carbon disulfide	ND		200	161		ug/L		81	59 - 134
Carbon tetrachloride	ND		200	192		ug/L		96	72 - 134
Chlorobenzene	ND		200	193		ug/L		97	80 - 120
Dibromochloromethane	ND		200	175		ug/L		87	75 - 125
Chloroethane	ND		200	187		ug/L		93	69 - 136
Chloroform	ND		200	185		ug/L		93	73 - 127
Chloromethane	ND		200	200		ug/L		100	68 - 124

Method: 8260C - Volatile Organic Compounds by GC/MS (Continued)

Lab Sample ID: 480-191738-1 MS
Matrix: Water
Analysis Batch: 603735

Client Sample ID: MW-25S
Prep Type: Total/NA

Analyte	Sample Result	Sample Qualifier	Spike Added	MS Result	MS Qualifier	Unit	D	%Rec	%Rec. Limits
cis-1,2-Dichloroethene	290	F1	200	439	F1	ug/L		73	74 - 124
cis-1,3-Dichloropropene	ND		200	185		ug/L		92	74 - 124
Cyclohexane	ND		200	191		ug/L		95	59 - 135
Dichlorodifluoromethane	ND		200	170		ug/L		85	59 - 135
Ethylbenzene	ND		200	200		ug/L		100	77 - 123
Isopropylbenzene	ND		200	198		ug/L		99	77 - 122
Methyl acetate	ND		400	398		ug/L		100	74 - 133
Methyl tert-butyl ether	ND		200	189		ug/L		95	77 - 120
Methylcyclohexane	ND		200	177		ug/L		88	68 - 134
Methylene Chloride	ND		200	199		ug/L		99	75 - 124
Styrene	ND		200	201		ug/L		100	80 - 120
Tetrachloroethene	420	F1	200	528	F1	ug/L		53	74 - 122
Toluene	ND		200	196		ug/L		98	80 - 122
trans-1,2-Dichloroethene	ND		200	192		ug/L		96	73 - 127
trans-1,3-Dichloropropene	ND		200	172		ug/L		86	80 - 120
Trichloroethene	19		200	212		ug/L		97	74 - 123
Trichlorofluoromethane	ND		200	170		ug/L		85	62 - 150
Vinyl chloride	ND		200	191		ug/L		96	65 - 133

Surrogate	*MS %Recovery*	*MS Qualifier*	*Limits*
1,2-Dichloroethane-d4 (Surr)	*101*		*77 - 120*
Toluene-d8 (Surr)	*101*		*80 - 120*
4-Bromofluorobenzene (Surr)	*100*		*73 - 120*

Lab Sample ID: 480-191738-1 MSD
Matrix: Water
Analysis Batch: 603735

Client Sample ID: MW-25S
Prep Type: Total/NA

Analyte	Sample Result	Sample Qualifier	Spike Added	MSD Result	MSD Qualifier	Unit	D	%Rec	%Rec. Limits	RPD	RPD Limit
1,1,1-Trichloroethane	ND		200	186		ug/L		93	73 - 126	3	15
1,1,2,2-Tetrachloroethane	ND		200	198		ug/L		99	76 - 120	0	15
1,1,2-Trichloroethane	ND		200	196		ug/L		98	76 - 122	4	15
1,1,2-Trichloro-1,2,2-trifluoroethane	ND		200	166		ug/L		83	61 - 148	3	20
1,1-Dichloroethane	ND		200	194		ug/L		97	77 - 120	4	20
1,1-Dichloroethene	ND		200	180		ug/L		90	66 - 127	4	16
1,2,4-Trichlorobenzene	ND		200	179		ug/L		89	79 - 122	0	20
1,2-Dibromo-3-Chloropropane	ND		200	180		ug/L		90	56 - 134	1	15
1,2-Dibromoethane	ND		200	190		ug/L		95	77 - 120	1	15
1,2-Dichlorobenzene	ND		200	188		ug/L		94	80 - 124	1	20
1,2-Dichloroethane	ND		200	188		ug/L		94	75 - 120	0	20
1,2-Dichloropropane	ND		200	185		ug/L		93	76 - 120	2	20
1,3-Dichlorobenzene	ND		200	194		ug/L		97	77 - 120	1	20
1,4-Dichlorobenzene	ND		200	201		ug/L		100	78 - 124	0	20
2-Hexanone	ND		1000	977		ug/L		98	65 - 127	2	15
2-Butanone (MEK)	ND		1000	1010		ug/L		101	57 - 140	1	20
4-Methyl-2-pentanone (MIBK)	ND		1000	964		ug/L		96	71 - 125	3	35
Acetone	ND		1000	882		ug/L		88	56 - 142	1	15
Benzene	ND		200	188		ug/L		94	71 - 124	3	13

Method: 8260C - Volatile Organic Compounds by GC/MS (Continued)

Lab Sample ID: 480-191738-1 MSD
Client Sample ID: MW-25S
Matrix: Water
Prep Type: Total/NA
Analysis Batch: 603735

Analyte	Sample Result	Sample Qualifier	Spike Added	MSD Result	MSD Qualifier	Unit	D	%Rec	%Rec. Limits	RPD	RPD Limit
Bromodichloromethane	ND		200	185		ug/L		92	80 - 122	2	15
Bromoform	ND		200	155		ug/L		77	61 - 132	2	15
Bromomethane	ND		200	175		ug/L		88	55 - 144	4	15
Carbon disulfide	ND		200	168		ug/L		84	59 - 134	4	15
Carbon tetrachloride	ND		200	180		ug/L		90	72 - 134	6	15
Chlorobenzene	ND		200	187		ug/L		94	80 - 120	3	25
Dibromochloromethane	ND		200	174		ug/L		87	75 - 125	1	15
Chloroethane	ND		200	182		ug/L		91	69 - 136	2	15
Chloroform	ND		200	185		ug/L		92	73 - 127	0	20
Chloromethane	ND		200	195		ug/L		98	68 - 124	2	15
cis-1,2-Dichloroethene	290	F1	200	429	F1	ug/L		68	74 - 124	2	15
cis-1,3-Dichloropropene	ND		200	178		ug/L		89	74 - 124	4	15
Cyclohexane	ND		200	185		ug/L		93	59 - 135	3	20
Dichlorodifluoromethane	ND		200	157		ug/L		78	59 - 135	8	20
Ethylbenzene	ND		200	190		ug/L		95	77 - 123	5	15
Isopropylbenzene	ND		200	189		ug/L		95	77 - 122	5	20
Methyl acetate	ND		400	391		ug/L		98	74 - 133	2	20
Methyl tert-butyl ether	ND		200	190		ug/L		95	77 - 120	0	37
Methylcyclohexane	ND		200	170		ug/L		85	68 - 134	4	20
Methylene Chloride	ND		200	200		ug/L		100	75 - 124	1	15
Styrene	ND		200	199		ug/L		99	80 - 120	1	20
Tetrachloroethene	420	F1	200	503	F1	ug/L		40	74 - 122	5	20
Toluene	ND		200	189		ug/L		94	80 - 122	4	15
trans-1,2-Dichloroethene	ND		200	187		ug/L		94	73 - 127	2	20
trans-1,3-Dichloropropene	ND		200	172		ug/L		86	80 - 120	0	15
Trichloroethene	19		200	210		ug/L		96	74 - 123	1	16
Trichlorofluoromethane	ND		200	164		ug/L		82	62 - 150	3	20
Vinyl chloride	ND		200	183		ug/L		91	65 - 133	5	15

Surrogate	*MSD %Recovery*	*MSD Qualifier*	*Limits*
1,2-Dichloroethane-d4 (Surr)	*101*		*77 - 120*
Toluene-d8 (Surr)	*98*		*80 - 120*
4-Bromofluorobenzene (Surr)	*100*		*73 - 120*

Qualifiers

GC/MS VOA

Qualifier	Qualifier Description
F1	MS and/or MSD recovery exceeds control limits.
J	Result is less than the RL but greater than or equal to the MDL and the concentration is an approximate value.

Glossary

Abbreviation	These commonly used abbreviations may or may not be present in this report.
¤	Listed under the "D" column to designate that the result is reported on a dry weight basis
%R	Percent Recovery
CFL	Contains Free Liquid
CFU	Colony Forming Unit
CNF	Contains No Free Liquid
DER	Duplicate Error Ratio (normalized absolute difference)
Dil Fac	Dilution Factor
DL	Detection Limit (DoD/DOE)
DL, RA, RE, IN	Indicates a Dilution, Re-analysis, Re-extraction, or additional Initial metals/anion analysis of the sample
DLC	Decision Level Concentration (Radiochemistry)
EDL	Estimated Detection Limit (Dioxin)
LOD	Limit of Detection (DoD/DOE)
LOQ	Limit of Quantitation (DoD/DOE)
MCL	EPA recommended "Maximum Contaminant Level"
MDA	Minimum Detectable Activity (Radiochemistry)
MDC	Minimum Detectable Concentration (Radiochemistry)
MDL	Method Detection Limit
ML	Minimum Level (Dioxin)
MPN	Most Probable Number
MQL	Method Quantitation Limit
NC	Not Calculated
ND	Not Detected at the reporting limit (or MDL or EDL if shown)
NEG	Negative / Absent
POS	Positive / Present
PQL	Practical Quantitation Limit
PRES	Presumptive
QC	Quality Control
RER	Relative Error Ratio (Radiochemistry)
RL	Reporting Limit or Requested Limit (Radiochemistry)
RPD	Relative Percent Difference, a measure of the relative difference between two points
TEF	Toxicity Equivalent Factor (Dioxin)
TEQ	Toxicity Equivalent Quotient (Dioxin)
TNTC	Too Numerous To Count

QC Association Summary

Client: New York State D.E.C.
Job ID: 480-191738-1
Project/Site: 275 Franklin Street #C915208A

GC/MS VOA

Analysis Batch: 603735

Lab Sample ID	Client Sample ID	Prep Type	Matrix	Method	Prep Batch
480-191738-1	MW-25S	Total/NA	Water	8260C	
480-191738-2	MW-26S	Total/NA	Water	8260C	
480-191738-3	MW-27S	Total/NA	Water	8260C	
480-191738-4	MW-23D	Total/NA	Water	8260C	
480-191738-5	DUP	Total/NA	Water	8260C	
480-191738-6	TRIP BLANK	Total/NA	Water	8260C	
MB 480-603735/6	Method Blank	Total/NA	Water	8260C	
LCS 480-603735/4	Lab Control Sample	Total/NA	Water	8260C	
480-191738-1 MS	MW-25S	Total/NA	Water	8260C	
480-191738-1 MSD	MW-25S	Total/NA	Water	8260C	

Lab Chronicle

Client: New York State D.E.C.
Job ID: 480-191738-1
Project/Site: 275 Franklin Street #C915208A

Client Sample ID: MW-25S
Lab Sample ID: 480-191738-1
Date Collected: 11/01/21 10:15
Matrix: Water
Date Received: 11/01/21 14:30

Prep Type	Batch Type	Batch Method	Run	Dilution Factor	Batch Number	Prepared or Analyzed	Analyst	Lab
Total/NA	Analysis	8260C		8	603735	11/06/21 15:30	ATG	TAL BUF

Client Sample ID: MW-26S
Lab Sample ID: 480-191738-2
Date Collected: 11/01/21 11:15
Matrix: Water
Date Received: 11/01/21 14:30

Prep Type	Batch Type	Batch Method	Run	Dilution Factor	Batch Number	Prepared or Analyzed	Analyst	Lab
Total/NA	Analysis	8260C		20	603735	11/06/21 15:53	ATG	TAL BUF

Client Sample ID: MW-27S
Lab Sample ID: 480-191738-3
Date Collected: 11/01/21 12:28
Matrix: Water
Date Received: 11/01/21 14:30

Prep Type	Batch Type	Batch Method	Run	Dilution Factor	Batch Number	Prepared or Analyzed	Analyst	Lab
Total/NA	Analysis	8260C		1	603735	11/06/21 16:16	ATG	TAL BUF

Client Sample ID: MW-23D
Lab Sample ID: 480-191738-4
Date Collected: 11/01/21 13:25
Matrix: Water
Date Received: 11/01/21 14:30

Prep Type	Batch Type	Batch Method	Run	Dilution Factor	Batch Number	Prepared or Analyzed	Analyst	Lab
Total/NA	Analysis	8260C		1	603735	11/06/21 16:40	ATG	TAL BUF

Client Sample ID: DUP
Lab Sample ID: 480-191738-5
Date Collected: 11/01/21 11:15
Matrix: Water
Date Received: 11/01/21 14:30

Prep Type	Batch Type	Batch Method	Run	Dilution Factor	Batch Number	Prepared or Analyzed	Analyst	Lab
Total/NA	Analysis	8260C		20	603735	11/06/21 17:03	ATG	TAL BUF

Client Sample ID: TRIP BLANK
Lab Sample ID: 480-191738-6
Date Collected: 11/01/21 00:00
Matrix: Water
Date Received: 11/01/21 14:30

Prep Type	Batch Type	Batch Method	Run	Dilution Factor	Batch Number	Prepared or Analyzed	Analyst	Lab
Total/NA	Analysis	8260C		1	603735	11/06/21 17:26	ATG	TAL BUF

Laboratory References:

TAL BUF = Eurofins TestAmerica, Buffalo, 10 Hazelwood Drive, Amherst, NY 14228-2298, TEL (716)691-2600

Accreditation/Certification Summary

Client: New York State D.E.C. Job ID: 480-191738-1
Project/Site: 275 Franklin Street #C915208A

Laboratory: Eurofins TestAmerica, Buffalo

The accreditations/certifications listed below are applicable to this report.

Authority	Program	Identification Number	Expiration Date
New York	NELAP	10026	04-01-22

Method 8260C

Volatile Organic Compounds (GC/MS) by Method 8260C

FORM II
GC/MS VOA SURROGATE RECOVERY

Lab Name: Eurofins TestAmerica, Buffalo Job No.: 480-191738-1

SDG No.:

Matrix: Water Level: Low

GC Column (1): ZB-624 (20) ID: 0.18(mm)

Client Sample ID	Lab Sample ID	DCA #	TOL #	BFB #
MW-25S	480-191738-1	106	99	99
MW-26S	480-191738-2	105	102	98
MW-27S	480-191738-3	102	97	96
MW-23D	480-191738-4	99	96	94
DUP	480-191738-5	106	101	95
TRIP BLANK	480-191738-6	105	105	102
	MB 480-603735/6	103	101	97
	LCS 480-603735/4	93	101	101
MW-25S MS	480-191738-1 MS	101	101	100
MW-25S MSD	480-191738-1 MSD	101	98	100

	QC LIMITS
DCA = 1,2-Dichloroethane-d4 (Surr)	77-120
TOL = Toluene-d8 (Surr)	80-120
BFB = 4-Bromofluorobenzene (Surr)	73-120

Column to be used to flag recovery values

FORM II 8260C

FORM III
GC/MS VOA LAB CONTROL SAMPLE RECOVERY

Lab Name: Eurofins TestAmerica, Buffalo Job No.: 480-191738-1

SDG No.:

Matrix: Water Level: Low Lab File ID: S5779.D

Lab ID: LCS 480-603735/4 Client ID:

COMPOUND	SPIKE ADDED (ug/L)	LCS CONCENTRATION (ug/L)	LCS % REC	QC LIMITS REC	#
1,1,1-Trichloroethane	25.0	22.4	90	73-126	
1,1,2,2-Tetrachloroethane	25.0	25.1	100	76-120	
1,1,2-Trichloroethane	25.0	24.0	96	76-122	
1,1,2-Trichloro-1,2,2-trifluoroethane	25.0	22.0	88	61-148	
1,1-Dichloroethane	25.0	23.4	93	77-120	
1,1-Dichloroethene	25.0	21.9	88	66-127	
1,2,4-Trichlorobenzene	25.0	24.0	96	79-122	
1,2-Dibromo-3-Chloropropane	25.0	22.7	91	56-134	
1,2-Dibromoethane	25.0	23.4	93	77-120	
1,2-Dichlorobenzene	25.0	23.6	95	80-124	
1,2-Dichloroethane	25.0	22.5	90	75-120	
1,2-Dichloropropane	25.0	22.8	91	76-120	
1,3-Dichlorobenzene	25.0	23.7	95	77-120	
1,4-Dichlorobenzene	25.0	24.7	99	80-120	
2-Hexanone	125	127	102	65-127	
2-Butanone (MEK)	125	127	102	57-140	
4-Methyl-2-pentanone (MIBK)	125	121	97	71-125	
Acetone	125	124	99	56-142	
Benzene	25.0	23.0	92	71-124	
Bromodichloromethane	25.0	23.4	94	80-122	
Bromoform	25.0	20.6	82	61-132	
Bromomethane	25.0	21.8	87	55-144	
Carbon disulfide	25.0	20.7	83	59-134	
Carbon tetrachloride	25.0	23.1	92	72-134	
Chlorobenzene	25.0	23.5	94	80-120	
Dibromochloromethane	25.0	23.2	93	75-125	
Chloroethane	25.0	21.7	87	69-136	
Chloroform	25.0	22.1	88	73-127	
Chloromethane	25.0	22.9	92	68-124	
cis-1,2-Dichloroethene	25.0	21.9	88	74-124	
cis-1,3-Dichloropropene	25.0	22.6	91	74-124	
Cyclohexane	25.0	23.7	95	59-135	
Dichlorodifluoromethane	25.0	21.0	84	59-135	
Ethylbenzene	25.0	24.1	96	77-123	
Isopropylbenzene	25.0	24.8	99	77-122	
Methyl acetate	50.0	44.7	89	74-133	
Methyl tert-butyl ether	25.0	22.8	91	77-120	
Methylcyclohexane	25.0	22.9	92	68-134	
Methylene Chloride	25.0	23.6	94	75-124	
Styrene	25.0	24.6	98	80-120	
Tetrachloroethene	25.0	22.5	90	74-122	

Column to be used to flag recovery and RPD values

FORM III 8260C

FORM III
GC/MS VOA LAB CONTROL SAMPLE RECOVERY

Lab Name: Eurofins TestAmerica, Buffalo Job No.: 480-191738-1

SDG No.:

Matrix: Water Level: Low Lab File ID: S5779.D

Lab ID: LCS 480-603735/4 Client ID:

COMPOUND	SPIKE ADDED (ug/L)	LCS CONCENTRATION (ug/L)	LCS % REC	QC LIMITS REC	#
Toluene	25.0	24.0	96	80-122	
trans-1,2-Dichloroethene	25.0	22.5	90	73-127	
trans-1,3-Dichloropropene	25.0	22.5	90	80-120	
Trichloroethene	25.0	23.7	95	74-123	
Trichlorofluoromethane	25.0	21.9	87	62-150	
Vinyl chloride	25.0	22.3	89	65-133	

Column to be used to flag recovery and RPD values

FORM III 8260C

FORM III
GC/MS VOA MATRIX SPIKE RECOVERY

Lab Name: Eurofins TestAmerica, Buffalo Job No.: 480-191738-1

SDG No.:

Matrix: Water Level: Low Lab File ID: S5801.D

Lab ID: 480-191738-1 MS Client ID: MW-25S MS

COMPOUND	SPIKE ADDED (ug/L)	SAMPLE CONCENTRATION (ug/L)	MS CONCENTRATION (ug/L)	MS % REC	QC LIMITS REC	#
1,1,1-Trichloroethane	200	ND	191	96	73-126	
1,1,2,2-Tetrachloroethane	200	ND	198	99	76-120	
1,1,2-Trichloroethane	200	ND	203	102	76-122	
1,1,2-Trichloro-1,2,2-trifluoroethane	200	ND	171	85	61-148	
1,1-Dichloroethane	200	ND	203	101	77-120	
1,1-Dichloroethene	200	ND	188	94	66-127	
1,2,4-Trichlorobenzene	200	ND	180	90	79-122	
1,2-Dibromo-3-Chloropropane	200	ND	179	90	56-134	
1,2-Dibromoethane	200	ND	189	95	77-120	
1,2-Dichlorobenzene	200	ND	190	95	80-124	
1,2-Dichloroethane	200	ND	189	94	75-120	
1,2-Dichloropropane	200	ND	189	94	76-120	
1,3-Dichlorobenzene	200	ND	196	98	77-120	
1,4-Dichlorobenzene	200	ND	201	101	78-124	
2-Hexanone	1000	ND	995	100	65-127	
2-Butanone (MEK)	1000	ND	1020	102	57-140	
4-Methyl-2-pentanone (MIBK)	1000	ND	993	99	71-125	
Acetone	1000	ND	892	89	56-142	
Benzene	200	ND	193	97	71-124	
Bromodichloromethane	200	ND	189	94	80-122	
Bromoform	200	ND	158	79	61-132	
Bromomethane	200	ND	182	91	55-144	
Carbon disulfide	200	ND	161	81	59-134	
Carbon tetrachloride	200	ND	192	96	72-134	
Chlorobenzene	200	ND	193	97	80-120	
Dibromochloromethane	200	ND	175	87	75-125	
Chloroethane	200	ND	187	93	69-136	
Chloroform	200	ND	185	93	73-127	
Chloromethane	200	ND	200	100	68-124	
cis-1,2-Dichloroethene	200	290	439	73	74-124	F1
cis-1,3-Dichloropropene	200	ND	185	92	74-124	
Cyclohexane	200	ND	191	95	59-135	
Dichlorodifluoromethane	200	ND	170	85	59-135	
Ethylbenzene	200	ND	200	100	77-123	
Isopropylbenzene	200	ND	198	99	77-122	
Methyl acetate	400	ND	398	100	74-133	
Methyl tert-butyl ether	200	ND	189	95	77-120	
Methylcyclohexane	200	ND	177	88	68-134	
Methylene Chloride	200	ND	199	99	75-124	
Styrene	200	ND	201	100	80-120	
Tetrachloroethene	200	420	528	53	74-122	F1

Column to be used to flag recovery and RPD values

FORM III 8260C

FORM III
GC/MS VOA MATRIX SPIKE RECOVERY

Lab Name: Eurofins TestAmerica, Buffalo Job No.: 480-191738-1

SDG No.:

Matrix: Water Level: Low Lab File ID: S5801.D

Lab ID: 480-191738-1 MS Client ID: MW-25S MS

COMPOUND	SPIKE ADDED (ug/L)	SAMPLE CONCENTRATION (ug/L)	MS CONCENTRATION (ug/L)	MS % REC	QC LIMITS REC	#
Toluene	200	ND	196	98	80-122	
trans-1,2-Dichloroethene	200	ND	192	96	73-127	
trans-1,3-Dichloropropene	200	ND	172	86	80-120	
Trichloroethene	200	19	212	97	74-123	
Trichlorofluoromethane	200	ND	170	85	62-150	
Vinyl chloride	200	ND	191	96	65-133	

Column to be used to flag recovery and RPD values

FORM III 8260C

FORM III
GC/MS VOA MATRIX SPIKE DUPLICATE RECOVERY

Lab Name: Eurofins TestAmerica, Buffalo Job No.: 480-191738-1

SDG No.:

Matrix: Water Level: Low Lab File ID: S5802.D

Lab ID: 480-191738-1 MSD Client ID: MW-25S MSD

COMPOUND	SPIKE ADDED (ug/L)	MSD CONCENTRATION (ug/L)	MSD % REC	% RPD	QC LIMITS RPD	QC LIMITS REC	#
1,1,1-Trichloroethane	200	186	93	3	15	73-126	
1,1,2,2-Tetrachloroethane	200	198	99	0	15	76-120	
1,1,2-Trichloroethane	200	196	98	4	15	76-122	
1,1,2-Trichloro-1,2,2-trifluoroethane	200	166	83	3	20	61-148	
1,1-Dichloroethane	200	194	97	4	20	77-120	
1,1-Dichloroethene	200	180	90	4	16	66-127	
1,2,4-Trichlorobenzene	200	179	89	0	20	79-122	
1,2-Dibromo-3-Chloropropane	200	180	90	1	15	56-134	
1,2-Dibromoethane	200	190	95	1	15	77-120	
1,2-Dichlorobenzene	200	188	94	1	20	80-124	
1,2-Dichloroethane	200	188	94	0	20	75-120	
1,2-Dichloropropane	200	185	93	2	20	76-120	
1,3-Dichlorobenzene	200	194	97	1	20	77-120	
1,4-Dichlorobenzene	200	201	100	0	20	78-124	
2-Hexanone	1000	977	98	2	15	65-127	
2-Butanone (MEK)	1000	1010	101	1	20	57-140	
4-Methyl-2-pentanone (MIBK)	1000	964	96	3	35	71-125	
Acetone	1000	882	88	1	15	56-142	
Benzene	200	188	94	3	13	71-124	
Bromodichloromethane	200	185	92	2	15	80-122	
Bromoform	200	155	77	2	15	61-132	
Bromomethane	200	175	88	4	15	55-144	
Carbon disulfide	200	168	84	4	15	59-134	
Carbon tetrachloride	200	180	90	6	15	72-134	
Chlorobenzene	200	187	94	3	25	80-120	
Dibromochloromethane	200	174	87	1	15	75-125	
Chloroethane	200	182	91	2	15	69-136	
Chloroform	200	185	92	0	20	73-127	
Chloromethane	200	195	98	2	15	68-124	
cis-1,2-Dichloroethene	200	429	68	2	15	74-124	F1
cis-1,3-Dichloropropene	200	178	89	4	15	74-124	
Cyclohexane	200	185	93	3	20	59-135	
Dichlorodifluoromethane	200	157	78	8	20	59-135	
Ethylbenzene	200	190	95	5	15	77-123	
Isopropylbenzene	200	189	95	5	20	77-122	
Methyl acetate	400	391	98	2	20	74-133	
Methyl tert-butyl ether	200	190	95	0	37	77-120	
Methylcyclohexane	200	170	85	4	20	68-134	
Methylene Chloride	200	200	100	1	15	75-124	
Styrene	200	199	99	1	20	80-120	
Tetrachloroethene	200	503	40	5	20	74-122	F1

Column to be used to flag recovery and RPD values

FORM III 8260C

FORM III
GC/MS VOA MATRIX SPIKE DUPLICATE RECOVERY

Lab Name: Eurofins TestAmerica, Buffalo Job No.: 480-191738-1

SDG No.:

Matrix: Water Level: Low Lab File ID: S5802.D

Lab ID: 480-191738-1 MSD Client ID: MW-25S MSD

COMPOUND	SPIKE ADDED (ug/L)	MSD CONCENTRATION (ug/L)	MSD % REC	% RPD	QC LIMITS RPD	QC LIMITS REC	#
Toluene	200	189	94	4	15	80-122	
trans-1,2-Dichloroethene	200	187	94	2	20	73-127	
trans-1,3-Dichloropropene	200	172	86	0	15	80-120	
Trichloroethene	200	210	96	1	16	74-123	
Trichlorofluoromethane	200	164	82	3	20	62-150	
Vinyl chloride	200	183	91	5	15	65-133	

Column to be used to flag recovery and RPD values

FORM III 8260C

FORM IV
GC/MS VOA METHOD BLANK SUMMARY

Lab Name: Eurofins TestAmerica, Buffalo Job No.: 480-191738-1

SDG No.:

Lab File ID: S5781.D Lab Sample ID: MB 480-603735/6

Matrix: Water Heated Purge:(Y/N) N

Instrument ID: HP5973S Date Analyzed: 11/06/2021 14:51

GC Column: ZB-624 (20) ID: 0.18(mm)

THIS METHOD BLANK APPLIES TO THE FOLLOWING SAMPLES:

CLIENT SAMPLE ID	LAB SAMPLE ID	LAB FILE ID	DATE ANALYZED
	LCS 480-603735/4	S5779.D	11/06/2021 14:05
MW-25S	480-191738-1	S5782.D	11/06/2021 15:30
MW-26S	480-191738-2	S5783.D	11/06/2021 15:53
MW-27S	480-191738-3	S5784.D	11/06/2021 16:16
MW-23D	480-191738-4	S5785.D	11/06/2021 16:40
DUP	480-191738-5	S5786.D	11/06/2021 17:03
TRIP BLANK	480-191738-6	S5787.D	11/06/2021 17:26
MW-25S MS	480-191738-1 MS	S5801.D	11/06/2021 22:49
MW-25S MSD	480-191738-1 MSD	S5802.D	11/06/2021 23:12

FORM V
GC/MS VOA INSTRUMENT PERFORMANCE CHECK
BROMOFLUOROBENZENE (BFB)

Lab Name: Eurofins TestAmerica, Buffalo Job No.: 480-191738-1

SDG No.:

Lab File ID: S5628.D BFB Injection Date: 11/02/2021

Instrument ID: HP5973S BFB Injection Time: 15:12

Analysis Batch No.: 603077

M/E	ION ABUNDANCE CRITERIA	% RELATIVE ABUNDANCE	
50	15.0 - 40.0 % of mass 95	22.3	
75	30.0 - 60.0 % of mass 95	48.2	
95	Base Peak, 100% relative abundance	100.0	
96	5.0 - 9.0 % of mass 95	6.8	
173	Less than 2.0 % of mass 174	0.0	(0.0) 1
174	Greater than 50% of mass 95	76.6	
175	5.0 - 9.0 % of mass 174	6.3	(8.2) 1
176	95.0 - 101.0 % of mass 174	72.9	(95.2) 1
177	5.0 - 9.0 % of mass 176	4.5	(6.2) 2

1-Value is % mass 174 2-Value is % mass 176

THIS CHECK APPLIES TO THE FOLLOWING SAMPLES, MS, MSD, BLANKS AND STANDARDS:

CLIENT SAMPLE ID	LAB SAMPLE ID	LAB FILE ID	DATE ANALYZED	TIME ANALYZED
	IC 480-603077/4	S5630.D	11/02/2021	16:02
	IC 480-603077/5	S5631.D	11/02/2021	16:25
	IC 480-603077/6	S5632.D	11/02/2021	16:49
	IC 480-603077/7	S5633.D	11/02/2021	17:12
	IC 480-603077/8	S5634.D	11/02/2021	17:36
	ICIS 480-603077/9	S5635.D	11/02/2021	17:59
	IC 480-603077/10	S5636.D	11/02/2021	18:22
	IC 480-603077/11	S5637.D	11/02/2021	18:45
	ICV 480-603077/25	S5651.D	11/03/2021	0:10

FORM V
GC/MS VOA INSTRUMENT PERFORMANCE CHECK
BROMOFLUOROBENZENE (BFB)

Lab Name: Eurofins TestAmerica, Buffalo Job No.: 480-191738-1

SDG No.:

Lab File ID: S5776.D BFB Injection Date: 11/06/2021

Instrument ID: HP5973S BFB Injection Time: 12:52

Analysis Batch No.: 603735

M/E	ION ABUNDANCE CRITERIA	% RELATIVE ABUNDANCE	
50	15.0 - 40.0 % of mass 95	23.3	
75	30.0 - 60.0 % of mass 95	47.0	
95	Base Peak, 100% relative abundance	100.0	
96	5.0 - 9.0 % of mass 95	6.7	
173	Less than 2.0 % of mass 174	0.0	(0.0) 1
174	Greater than 50% of mass 95	74.6	
175	5.0 - 9.0 % of mass 174	6.5	(8.7) 1
176	95.0 - 101.0 % of mass 174	74.2	(99.5) 1
177	5.0 - 9.0 % of mass 176	4.7	(6.3) 2

1-Value is % mass 174 2-Value is % mass 176

THIS CHECK APPLIES TO THE FOLLOWING SAMPLES, MS, MSD, BLANKS AND STANDARDS:

CLIENT SAMPLE ID	LAB SAMPLE ID	LAB FILE ID	DATE ANALYZED	TIME ANALYZED
	CCVIS 480-603735/2	S5777.D	11/06/2021	13:19
	LCS 480-603735/4	S5779.D	11/06/2021	14:05
	MB 480-603735/6	S5781.D	11/06/2021	14:51
MW-25S	480-191738-1	S5782.D	11/06/2021	15:30
MW-26S	480-191738-2	S5783.D	11/06/2021	15:53
MW-27S	480-191738-3	S5784.D	11/06/2021	16:16
MW-23D	480-191738-4	S5785.D	11/06/2021	16:40
DUP	480-191738-5	S5786.D	11/06/2021	17:03
TRIP BLANK	480-191738-6	S5787.D	11/06/2021	17:26
MW-25S MS	480-191738-1 MS	S5801.D	11/06/2021	22:49
MW-25S MSD	480-191738-1 MSD	S5802.D	11/06/2021	23:12

FORM VIII
GC/MS VOA INTERNAL STANDARD AREA AND RETENTION TIME SUMMARY

Lab Name: Eurofins TestAmerica, Buffalo Job No.: 480-191738-1

SDG No.:

Sample No.: ICIS 480-603077/9 Date Analyzed: 11/02/2021 17:59

Instrument ID: HP5973S GC Column: ZB-624 (20) ID: 0.18(mm)

Lab File ID (Standard): S5635.D Heated Purge: (Y/N) N

Calibration ID: 42657

		FB		CBNZd5		DCBd4	
		AREA #	RT #	AREA #	RT #	AREA #	RT #
INITIAL CALIBRATION MID-POINT		179339	5.00	359302	7.96	326530	10.39
UPPER LIMIT		358678	5.50	718604	8.46	653060	10.89
LOWER LIMIT		89670	4.50	179651	7.46	163265	9.89
LAB SAMPLE ID	CLIENT SAMPLE ID						
ICV 480-603077/25		185235	4.99	365627	7.96	333746	10.40
CCVIS 480-603735/2		167897	4.99	348276	7.96	318838	10.39

FB = Fluorobenzene (IS)
CBNZd5 = Chlorobenzene-d5
DCBd4 = 1,4-Dichlorobenzene-d4

Area Limit = 50%-200% of internal standard area
RT Limit = ± 0.5 minutes of internal standard RT

Column used to flag values outside QC limits

FORM VIII 8260C

FORM VIII
GC/MS VOA INTERNAL STANDARD AREA AND RETENTION TIME SUMMARY

Lab Name: Eurofins TestAmerica, Buffalo Job No.: 480-191738-1

SDG No.:

Sample No.: CCVIS 480-603735/2 Date Analyzed: 11/06/2021 13:19

Instrument ID: HP5973S GC Column: ZB-624 (20) ID: 0.18(mm)

Lab File ID (Standard): S5777.D Heated Purge: (Y/N) N

Calibration ID: 42660

		FB		CBNZd5		DCBd4	
		AREA #	RT #	AREA #	RT #	AREA #	RT #
12/24 HOUR STD		167897	4.99	348276	7.96	318838	10.39
UPPER LIMIT		335794	5.49	696552	8.46	637676	10.89
LOWER LIMIT		83949	4.49	174138	7.46	159419	9.89
LAB SAMPLE ID	CLIENT SAMPLE ID						
LCS 480-603735/4		171450	4.99	349550	7.96	315340	10.39
MB 480-603735/6		166128	5.00	324182	7.96	294281	10.39
480-191738-1	MW-25S	160924	4.99	336642	7.96	289359	10.39
480-191738-2	MW-26S	156452	4.99	316222	7.96	288936	10.39
480-191738-3	MW-27S	162820	4.99	343858	7.96	309247	10.39
480-191738-4	MW-23D	165096	5.00	335656	7.96	298219	10.39
480-191738-5	DUP	158308	5.00	324173	7.96	289669	10.39
480-191738-6	TRIP BLANK	162935	5.00	316815	7.96	290810	10.39
480-191738-1 MS	MW-25S MS	163802	4.99	344152	7.96	319889	10.39
480-191738-1 MSD	MW-25S MSD	161314	5.00	347466	7.96	317307	10.39

FB = Fluorobenzene (IS)
CBNZd5 = Chlorobenzene-d5
DCBd4 = 1,4-Dichlorobenzene-d4

Area Limit = 50%-200% of internal standard area
RT Limit = ± 0.5 minutes of internal standard RT

Column used to flag values outside QC limits

FORM VIII 8260C

FORM I
GC/MS VOA ORGANICS ANALYSIS DATA SHEET

Lab Name: Eurofins TestAmerica, Buffalo Job No.: 480-191738-1

SDG No.:

Client Sample ID: MW-25S Lab Sample ID: 480-191738-1

Matrix: Water Lab File ID: S5782.D

Analysis Method: 8260C Date Collected: 11/01/2021 10:15

Sample wt/vol: 5(mL) Date Analyzed: 11/06/2021 15:30

Soil Aliquot Vol: Dilution Factor: 8

Soil Extract Vol.: GC Column: ZB-624 (20) ID: 0.18(mm)

% Moisture: Level: (low/med) Low

Analysis Batch No.: 603735 Units: ug/L

CAS NO.	COMPOUND NAME	RESULT	Q	RL	MDL
71-55-6	1,1,1-Trichloroethane	ND		8.0	6.6
79-34-5	1,1,2,2-Tetrachloroethane	ND		8.0	1.7
79-00-5	1,1,2-Trichloroethane	ND		8.0	1.8
76-13-1	1,1,2-Trichloro-1,2,2-trifluoroethane	ND		8.0	2.5
75-34-3	1,1-Dichloroethane	ND		8.0	3.0
75-35-4	1,1-Dichloroethene	ND		8.0	2.3
120-82-1	1,2,4-Trichlorobenzene	ND		8.0	3.3
96-12-8	1,2-Dibromo-3-Chloropropane	ND		8.0	3.1
106-93-4	1,2-Dibromoethane	ND		8.0	5.8
95-50-1	1,2-Dichlorobenzene	ND		8.0	6.3
107-06-2	1,2-Dichloroethane	ND		8.0	1.7
78-87-5	1,2-Dichloropropane	ND		8.0	5.8
541-73-1	1,3-Dichlorobenzene	ND		8.0	6.2
106-46-7	1,4-Dichlorobenzene	ND		8.0	6.7
591-78-6	2-Hexanone	ND		40	9.9
78-93-3	2-Butanone (MEK)	ND		80	11
108-10-1	4-Methyl-2-pentanone (MIBK)	ND		40	17
67-64-1	Acetone	ND		80	24
71-43-2	Benzene	ND		8.0	3.3
75-27-4	Bromodichloromethane	ND		8.0	3.1
75-25-2	Bromoform	ND		8.0	2.1
74-83-9	Bromomethane	ND		8.0	5.5
75-15-0	Carbon disulfide	ND		8.0	1.5
56-23-5	Carbon tetrachloride	ND		8.0	2.2
108-90-7	Chlorobenzene	ND		8.0	6.0
124-48-1	Dibromochloromethane	ND		8.0	2.6
75-00-3	Chloroethane	ND		8.0	2.6
67-66-3	Chloroform	ND		8.0	2.7
74-87-3	Chloromethane	ND		8.0	2.8
156-59-2	cis-1,2-Dichloroethene	290	F1	8.0	6.5
10061-01-5	cis-1,3-Dichloropropene	ND		8.0	2.9
110-82-7	Cyclohexane	ND		8.0	1.4
75-71-8	Dichlorodifluoromethane	ND		8.0	5.4
100-41-4	Ethylbenzene	ND		8.0	5.9
98-82-8	Isopropylbenzene	ND		8.0	6.3

FORM I
GC/MS VOA ORGANICS ANALYSIS DATA SHEET

Lab Name: Eurofins TestAmerica, Buffalo Job No.: 480-191738-1

SDG No.:

Client Sample ID: MW-25S Lab Sample ID: 480-191738-1

Matrix: Water Lab File ID: S5782.D

Analysis Method: 8260C Date Collected: 11/01/2021 10:15

Sample wt/vol: 5(mL) Date Analyzed: 11/06/2021 15:30

Soil Aliquot Vol: Dilution Factor: 8

Soil Extract Vol.: GC Column: ZB-624 (20) ID: 0.18(mm)

% Moisture: Level: (low/med) Low

Analysis Batch No.: 603735 Units: ug/L

CAS NO.	COMPOUND NAME	RESULT	Q	RL	MDL
79-20-9	Methyl acetate	ND		20	10
1634-04-4	Methyl tert-butyl ether	ND		8.0	1.3
108-87-2	Methylcyclohexane	ND		8.0	1.3
75-09-2	Methylene Chloride	ND		8.0	3.5
100-42-5	Styrene	ND		8.0	5.8
127-18-4	Tetrachloroethene	420	F1	8.0	2.9
108-88-3	Toluene	ND		8.0	4.1
156-60-5	trans-1,2-Dichloroethene	ND		8.0	7.2
10061-02-6	trans-1,3-Dichloropropene	ND		8.0	3.0
79-01-6	Trichloroethene	19		8.0	3.7
75-69-4	Trichlorofluoromethane	ND		8.0	7.0
75-01-4	Vinyl chloride	ND		8.0	7.2
1330-20-7	Xylenes, Total	ND		16	5.3

CAS NO.	SURROGATE	%REC	Q	LIMITS
17060-07-0	1,2-Dichloroethane-d4 (Surr)	106		77-120
2037-26-5	Toluene-d8 (Surr)	99		80-120
460-00-4	4-Bromofluorobenzene (Surr)	99		73-120

Eurofins TestAmerica, Buffalo
Target Compound Quantitation Report

Data File: \\chromfs\Buffalo\ChromData\HP5973S\20211106-102213.b\S5782.D
Lims ID: 480-191738-A-1
Client ID: MW-25S
Sample Type: Client
Inject. Date: 06-Nov-2021 15:30:30 ALS Bottle#: 7 Worklist Smp#: 7
Purge Vol: 5.000 mL Dil. Factor: 8.0000
Sample Info: 480-191738-A-1
Misc. Info.: 480-0102213-007
Operator ID: OI/WD Instrument ID: HP5973S

Method: \\chromfs\Buffalo\ChromData\HP5973S\20211106-102213.b\S-8260.m
Limit Group: MV - 8260C ICAL
Last Update: 07-Nov-2021 08:09:18 Calib Date: 02-Nov-2021 23:00:30
Integrator: RTE ID Type: RT Order ID
Quant Method: Internal Standard Quant By: Initial Calibration
Last ICal File: \\chromfs\Buffalo\ChromData\HP5973S\20211102-102107.b\S5648.D

Column 1 : ZB-624 (0.18 mm) Det: MS SCAN
Process Host: CTX1639

First Level Reviewer: dahnw Date: 07-Nov-2021 08:09:18

Compound	Sig	RT (min.)	Adj RT (min.)	Dlt RT (min.)	Q	Response	OnCol Amt ug/L	Flags
* 153 Fluorobenzene (IS)	70	4.993	4.999	-0.006	98	160924	25.0	
* 2 Chlorobenzene-d5	82	7.962	7.962	0.000	89	336642	25.0	
* 3 1,4-Dichlorobenzene-d4	152	10.389	10.389	0.000	97	289359	25.0	
$ 4 1,2-Dichloroethane-d4 (Surr)	67	4.731	4.731	0.000	94	149987	26.5	
$ 5 Toluene-d8 (Surr)	98	6.490	6.490	0.000	95	857203	24.8	
$ 6 4-Bromofluorobenzene (Surr)	174	9.221	9.215	0.006	88	254511	24.6	
10 Dichlorodifluoromethane	85		1.075				ND	
12 Chloromethane	50		1.234				ND	7
13 Vinyl chloride	62	1.313	1.307	0.005	35	3659	0.2564	
14 Bromomethane	94		1.580				ND	7
15 Chloroethane	64		1.647				ND	
17 Trichlorofluoromethane	101		1.842				ND	
21 1,1,2-Trichloro-1,2,2-trifluoroe	101		2.298				ND	
22 1,1-Dichloroethene	96		2.310				ND	
23 Acetone	43		2.414				ND	
26 Carbon disulfide	76	2.487	2.493	-0.006	56	3880	0.1229	
27 Methyl acetate	43		2.700				ND	
30 Methylene Chloride	84		2.809				ND	7
32 Methyl tert-butyl ether	73		2.992				ND	
34 trans-1,2-Dichloroethene	96	3.004	3.004	0.000	63	6001	0.5542	
39 1,1-Dichloroethane	63		3.418				ND	
45 cis-1,2-Dichloroethene	96	3.959	3.959	0.000	73	437623	36.6	
43 2-Butanone (MEK)	43		4.002				ND	
50 Chloroform	83	4.269	4.275	-0.006	47	2837	0.1437	
52 Cyclohexane	56		4.373				ND	
51 1,1,1-Trichloroethane	97		4.373				ND	
55 Carbon tetrachloride	117		4.507				ND	
57 Benzene	78		4.726				ND	
58 1,2-Dichloroethane	62		4.799				ND	7
62 Trichloroethene	95	5.334	5.334	0.000	84	25458	2.33	
64 Methylcyclohexane	83		5.437				ND	

Compound	Sig	RT (min.)	Adj RT (min.)	Dlt RT (min.)	Q	Response	OnCol Amt ug/L	Flags
65 1,2-Dichloropropane	63		5.571				ND	
68 Dichlorobromomethane	83		5.863				ND	
72 cis-1,3-Dichloropropene	75		6.277				ND	
73 4-Methyl-2-pentanone (MIBK)	43		6.429				ND	
74 Toluene	92		6.557				ND	
77 trans-1,3-Dichloropropene	75		6.849				ND	
79 1,1,2-Trichloroethane	83		7.031				ND	
81 Tetrachloroethene	166	7.080	7.080	0.000	90	638048	52.8	
80 2-Hexanone	43		7.269				ND	
83 Chlorodibromomethane	129		7.427				ND	
84 Ethylene Dibromide	107		7.518				ND	
87 Chlorobenzene	112		7.992				ND	
88 Ethylbenzene	91		8.084				ND	
90 m-Xylene & p-Xylene	106		8.211				ND	
91 o-Xylene	106		8.631				ND	
92 Styrene	104		8.662				ND	
95 Bromoform	173		8.905				ND	
94 Isopropylbenzene	105		9.014				ND	
97 1,1,2,2-Tetrachloroethane	83		9.446				ND	
111 1,3-Dichlorobenzene	146		10.322				ND	
113 1,4-Dichlorobenzene	146		10.414				ND	
116 1,2-Dichlorobenzene	146		10.773				ND	
117 1,2-Dibromo-3-Chloropropane	75		11.515				ND	U
119 1,2,4-Trichlorobenzene	180		12.190				ND	
S 124 Xylenes, Total	1		30.000				ND	7

QC Flag Legend

Processing Flags

7 - Failed Limit of Detection

Review Flags

U - Marked Undetected

Reagents:

S_8260_IS_00352	Amount Added:	1.00	Units: uL	Run Reagent
S_8260_Surr_00407	Amount Added:	1.00	Units: uL	Run Reagent

Report Date: 07-Nov-2021 08:09:18 Chrom Revision: 2.3 22-Sep-2021 15:38:46

Eurofins TestAmerica, Buffalo

Data File: \\chromfs\Buffalo\ChromData\HP5973S\20211106-102213.b\S5782.D

Injection Date:	06-Nov-2021 15:30:30	Instrument ID:	HP5973S	Operator ID:	OI/WD
Lims ID:	480-191738-A-1	Lab Sample ID:	480-191738-1	Worklist Smp#:	7
Client ID:	MW-25S				
Purge Vol:	5.000 mL	Dil. Factor:	8.0000	ALS Bottle#:	7
Method:	S-8260	Limit Group:	MV - 8260C ICAL		

Column: ZB-624 (0.18 mm)

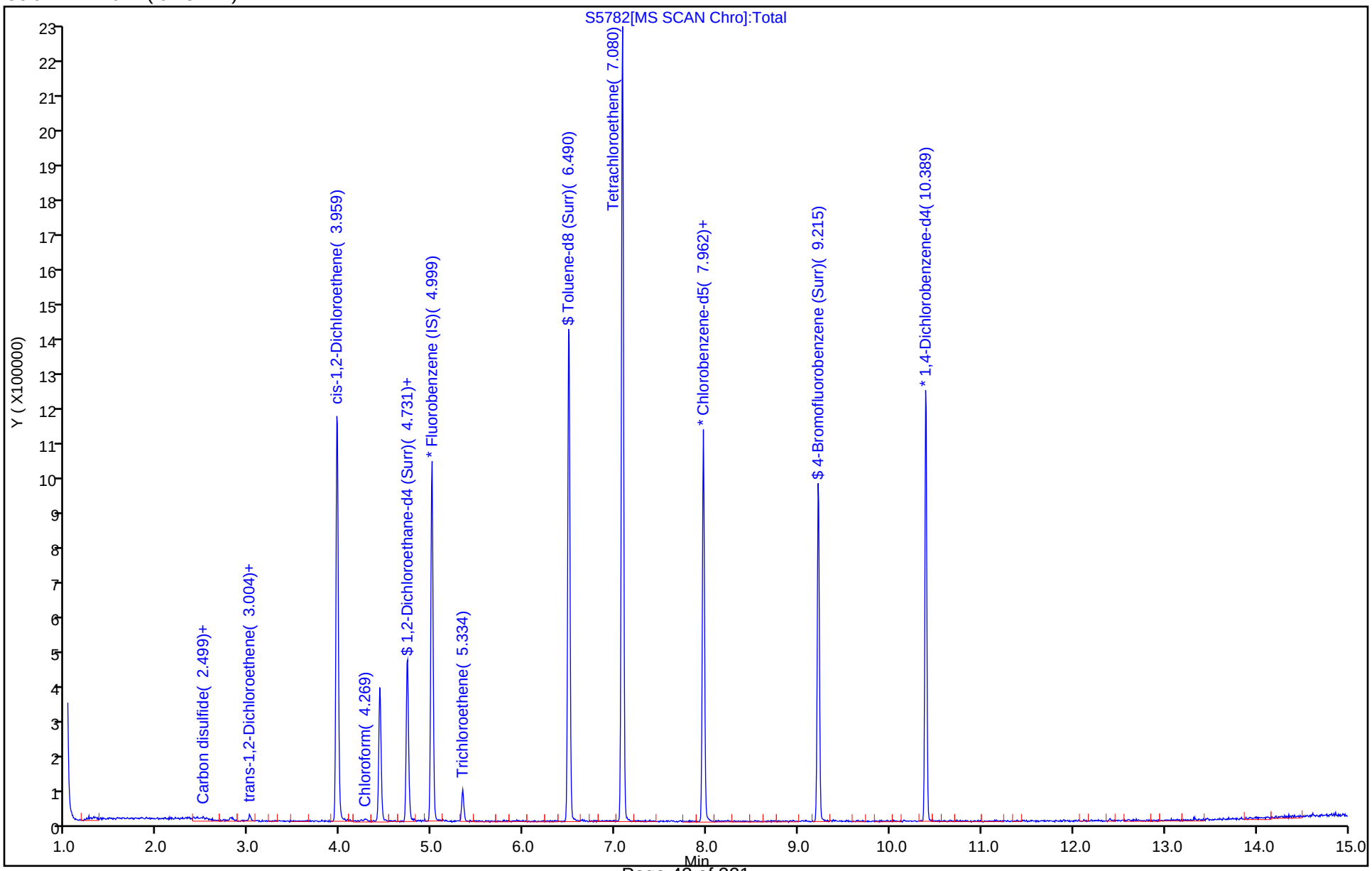

Report Date: 07-Nov-2021 08:09:18 Chrom Revision: 2.3 22-Sep-2021 15:38:46

Eurofins TestAmerica, Buffalo

Data File:	\\chromfs\Buffalo\ChromData\HP5973S\20211106-102213.b\S5782.D				
Injection Date:	06-Nov-2021 15:30:30	Instrument ID:	HP5973S		
Lims ID:	480-191738-A-1	Lab Sample ID:	480-191738-1		
Client ID:	MW-25S				
Operator ID:	OI/WD	ALS Bottle#:	7	Worklist Smp#:	7
Purge Vol:	5.000 mL	Dil. Factor:	8.0000		
Method:	S-8260	Limit Group:	MV - 8260C ICAL		
Column:	ZB-624 (0.18 mm)	Detector	MS SCAN		

45 cis-1,2-Dichloroethene, CAS: 156-59-2

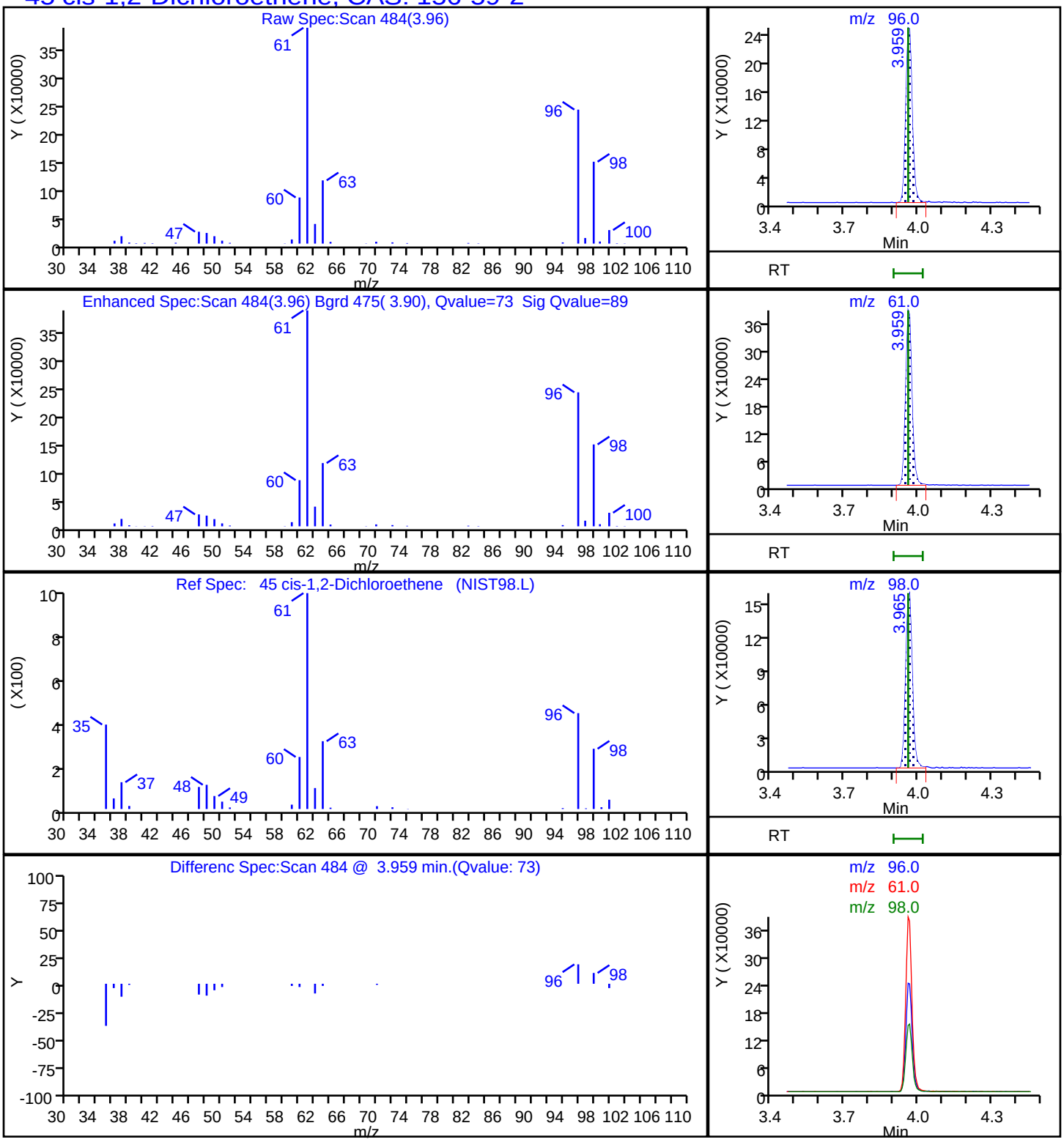

Report Date: 07-Nov-2021 08:09:19 Chrom Revision: 2.3 22-Sep-2021 15:38:46

Eurofins TestAmerica, Buffalo

Data File: \\chromfs\Buffalo\ChromData\HP5973S\20211106-102213.b\S5782.D

Injection Date:	06-Nov-2021 15:30:30	Instrument ID:	HP5973S
Lims ID:	480-191738-A-1	Lab Sample ID:	480-191738-1
Client ID:	MW-25S		
Operator ID:	OI/WD	ALS Bottle#:	7 Worklist Smp#: 7
Purge Vol:	5.000 mL	Dil. Factor:	8.0000
Method:	S-8260	Limit Group:	MV - 8260C ICAL
Column:	ZB-624 (0.18 mm)	Detector	MS SCAN

81 Tetrachloroethene, CAS: 127-18-4

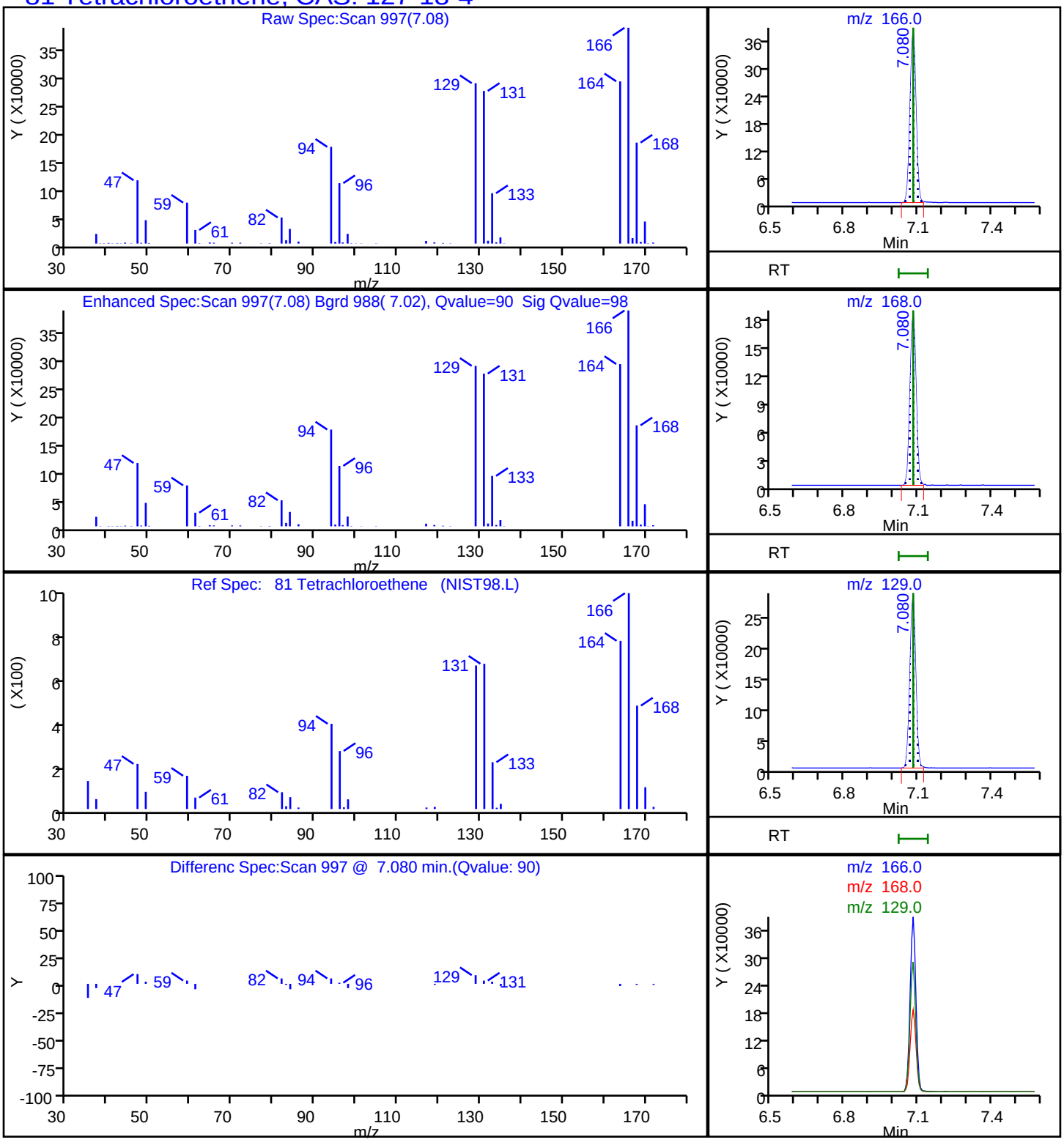

Report Date: 07-Nov-2021 08:09:18 Chrom Revision: 2.3 22-Sep-2021 15:38:46

Eurofins TestAmerica, Buffalo

Data File: \\chromfs\Buffalo\ChromData\HP5973S\20211106-102213.b\S5782.D

Injection Date:	06-Nov-2021 15:30:30	Instrument ID:	HP5973S
Lims ID:	480-191738-A-1	Lab Sample ID:	480-191738-1
Client ID:	MW-25S		
Operator ID:	OI/WD	ALS Bottle#:	7 Worklist Smp#: 7
Purge Vol:	5.000 mL	Dil. Factor:	8.0000
Method:	S-8260	Limit Group:	MV - 8260C ICAL
Column:	ZB-624 (0.18 mm)	Detector	MS SCAN

62 Trichloroethene, CAS: 79-01-6

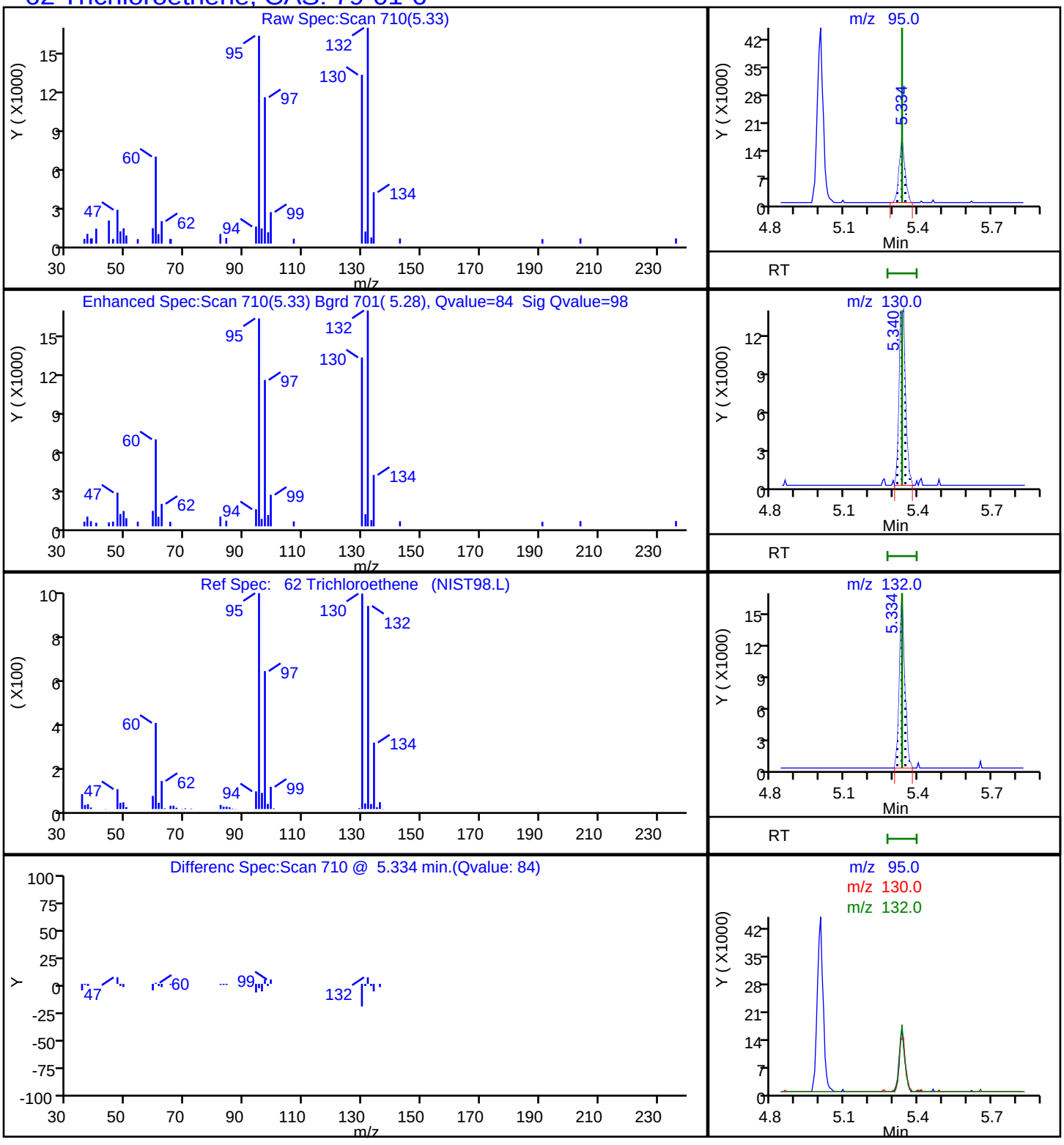

User Disabled Compound Report

Eurofins TestAmerica, Buffalo

Data File:	\\chromfs\Buffalo\ChromData\HP5973S\20211106-102213.b\S5782.D				
Injection Date:	06-Nov-2021 15:30:30	Instrument ID:	HP5973S		
Lims ID:	480-191738-A-1	Lab Sample ID:	480-191738-1		
Client ID:	MW-25S				
Operator ID:	OI/WD	ALS Bottle#:	7	Worklist Smp#:	7
Purge Vol:	5.000 mL	Dil. Factor:	8.0000		
Method:	S-8260	Limit Group:	MV - 8260C ICAL		
Column:	ZB-624 (0.18 mm)	Detector	MS SCAN		

117 1,2-Dibromo-3-Chloropropane, CAS: 96-12-8

Processing Results

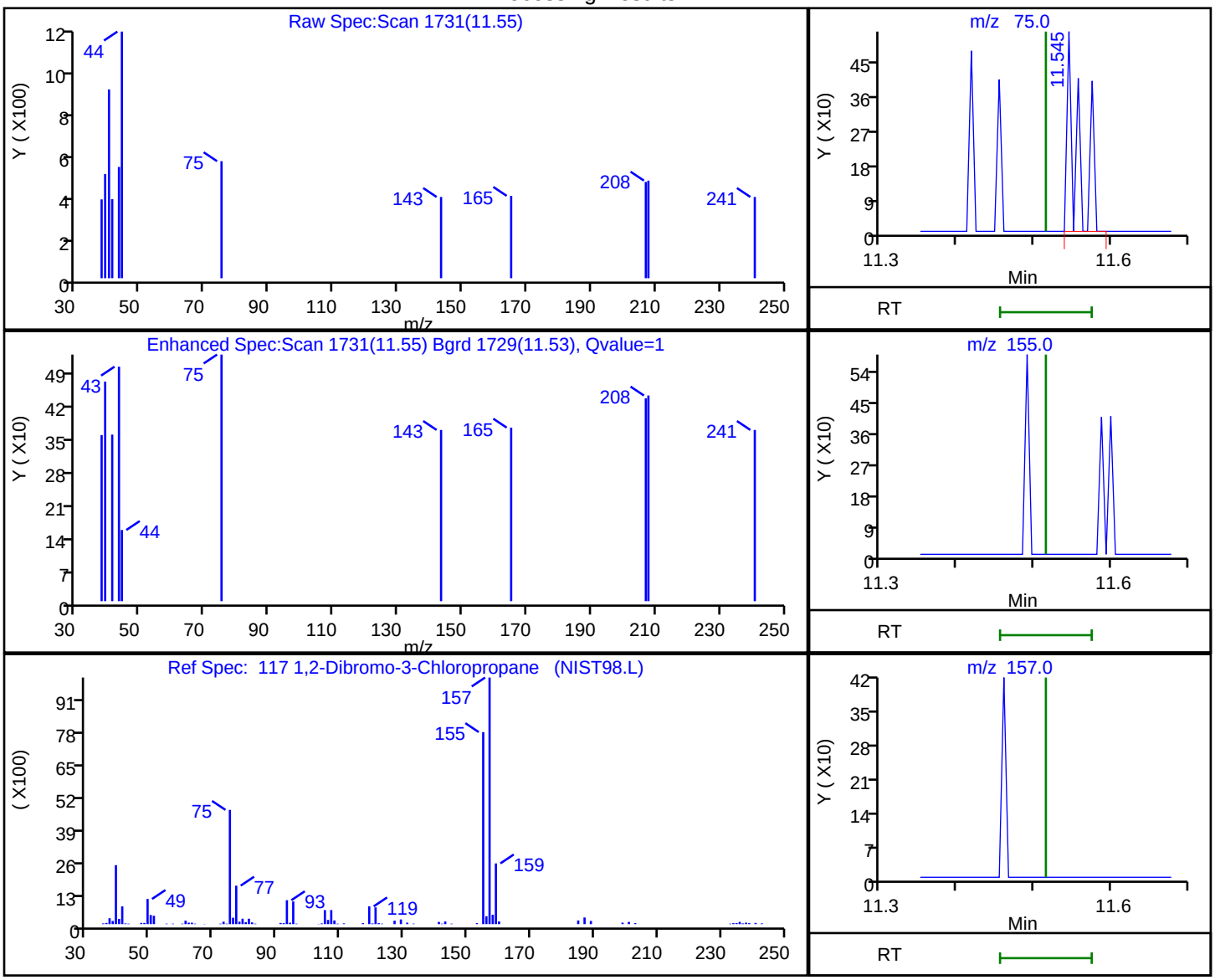

RT	Mass	Response	Amount
11.55	75.00	487	0.158567
11.51	155.00	0	
11.51	157.00	0	

Reviewer: dahnw, 07-Nov-2021 08:09:15

Audit Action: Marked Compound Undetected Audit Reason: Invalid Compound ID

FORM I
GC/MS VOA ORGANICS ANALYSIS DATA SHEET

Lab Name: Eurofins TestAmerica, Buffalo Job No.: 480-191738-1

SDG No.:

Client Sample ID: MW-26S Lab Sample ID: 480-191738-2

Matrix: Water Lab File ID: S5783.D

Analysis Method: 8260C Date Collected: 11/01/2021 11:15

Sample wt/vol: 5(mL) Date Analyzed: 11/06/2021 15:53

Soil Aliquot Vol: Dilution Factor: 20

Soil Extract Vol.: GC Column: ZB-624 (20) ID: 0.18(mm)

% Moisture: Level: (low/med) Low

Analysis Batch No.: 603735 Units: ug/L

CAS NO.	COMPOUND NAME	RESULT	Q	RL	MDL
71-55-6	1,1,1-Trichloroethane	ND		20	16
79-34-5	1,1,2,2-Tetrachloroethane	ND		20	4.2
79-00-5	1,1,2-Trichloroethane	ND		20	4.6
76-13-1	1,1,2-Trichloro-1,2,2-trifluoroethane	ND		20	6.2
75-34-3	1,1-Dichloroethane	ND		20	7.6
75-35-4	1,1-Dichloroethene	ND		20	5.8
120-82-1	1,2,4-Trichlorobenzene	ND		20	8.2
96-12-8	1,2-Dibromo-3-Chloropropane	ND		20	7.8
106-93-4	1,2-Dibromoethane	ND		20	15
95-50-1	1,2-Dichlorobenzene	ND		20	16
107-06-2	1,2-Dichloroethane	ND		20	4.2
78-87-5	1,2-Dichloropropane	ND		20	14
541-73-1	1,3-Dichlorobenzene	ND		20	16
106-46-7	1,4-Dichlorobenzene	ND		20	17
591-78-6	2-Hexanone	ND		100	25
78-93-3	2-Butanone (MEK)	ND		200	26
108-10-1	4-Methyl-2-pentanone (MIBK)	ND		100	42
67-64-1	Acetone	ND		200	60
71-43-2	Benzene	ND		20	8.2
75-27-4	Bromodichloromethane	ND		20	7.8
75-25-2	Bromoform	ND		20	5.2
74-83-9	Bromomethane	ND		20	14
75-15-0	Carbon disulfide	ND		20	3.8
56-23-5	Carbon tetrachloride	ND		20	5.4
108-90-7	Chlorobenzene	ND		20	15
124-48-1	Dibromochloromethane	ND		20	6.4
75-00-3	Chloroethane	ND		20	6.4
67-66-3	Chloroform	ND		20	6.8
74-87-3	Chloromethane	ND		20	7.0
156-59-2	cis-1,2-Dichloroethene	ND		20	16
10061-01-5	cis-1,3-Dichloropropene	ND		20	7.2
110-82-7	Cyclohexane	ND		20	3.6
75-71-8	Dichlorodifluoromethane	ND		20	14
100-41-4	Ethylbenzene	ND		20	15
98-82-8	Isopropylbenzene	ND		20	16

FORM I
GC/MS VOA ORGANICS ANALYSIS DATA SHEET

Lab Name: Eurofins TestAmerica, Buffalo Job No.: 480-191738-1

SDG No.:

Client Sample ID: MW-26S Lab Sample ID: 480-191738-2

Matrix: Water Lab File ID: S5783.D

Analysis Method: 8260C Date Collected: 11/01/2021 11:15

Sample wt/vol: 5(mL) Date Analyzed: 11/06/2021 15:53

Soil Aliquot Vol: Dilution Factor: 20

Soil Extract Vol.: GC Column: ZB-624 (20) ID: 0.18(mm)

% Moisture: Level: (low/med) Low

Analysis Batch No.: 603735 Units: ug/L

CAS NO.	COMPOUND NAME	RESULT	Q	RL	MDL
79-20-9	Methyl acetate	ND		50	26
1634-04-4	Methyl tert-butyl ether	ND		20	3.2
108-87-2	Methylcyclohexane	ND		20	3.2
75-09-2	Methylene Chloride	ND		20	8.8
100-42-5	Styrene	ND		20	15
127-18-4	Tetrachloroethene	920		20	7.2
108-88-3	Toluene	ND		20	10
156-60-5	trans-1,2-Dichloroethene	ND		20	18
10061-02-6	trans-1,3-Dichloropropene	ND		20	7.4
79-01-6	Trichloroethene	19	J	20	9.2
75-69-4	Trichlorofluoromethane	ND		20	18
75-01-4	Vinyl chloride	ND		20	18
1330-20-7	Xylenes, Total	ND		40	13

CAS NO.	SURROGATE	%REC	Q	LIMITS
17060-07-0	1,2-Dichloroethane-d4 (Surr)	105		77-120
2037-26-5	Toluene-d8 (Surr)	102		80-120
460-00-4	4-Bromofluorobenzene (Surr)	98		73-120

Eurofins TestAmerica, Buffalo
Target Compound Quantitation Report

Data File: \\chromfs\Buffalo\ChromData\HP5973S\20211106-102213.b\S5783.D
Lims ID: 480-191738-A-2
Client ID: MW-26S
Sample Type: Client
Inject. Date: 06-Nov-2021 15:53:30 ALS Bottle#: 8 Worklist Smp#: 8
Purge Vol: 5.000 mL Dil. Factor: 20.0000
Sample Info: 480-191738-A-2
Misc. Info.: 480-0102213-008
Operator ID: OI/WD Instrument ID: HP5973S

Method: \\chromfs\Buffalo\ChromData\HP5973S\20211106-102213.b\S-8260.m
Limit Group: MV - 8260C ICAL
Last Update: 07-Nov-2021 08:09:18 Calib Date: 02-Nov-2021 23:00:30
Integrator: RTE ID Type: RT Order ID
Quant Method: Internal Standard Quant By: Initial Calibration
Last ICal File: \\chromfs\Buffalo\ChromData\HP5973S\20211102-102107.b\S5648.D

Column 1 : ZB-624 (0.18 mm) Det: MS SCAN
Process Host: CTX1639

First Level Reviewer: dahnw Date: 07-Nov-2021 08:09:38

Compound	Sig	RT (min.)	Adj RT (min.)	Dlt RT (min.)	Q	Response	OnCol Amt ug/L	Flags
* 153 Fluorobenzene (IS)	70	4.993	4.999	-0.006	98	156452	25.0	
* 2 Chlorobenzene-d5	82	7.962	7.962	0.000	87	316222	25.0	
* 3 1,4-Dichlorobenzene-d4	152	10.389	10.389	0.000	96	288936	25.0	
$ 4 1,2-Dichloroethane-d4 (Surr)	67	4.725	4.731	-0.006	93	144928	26.4	
$ 5 Toluene-d8 (Surr)	98	6.490	6.490	0.000	86	827876	25.5	
$ 6 4-Bromofluorobenzene (Surr)	174	9.215	9.215	0.000	84	238497	24.6	
10 Dichlorodifluoromethane	85		1.075				ND	
12 Chloromethane	50		1.234				ND	
13 Vinyl chloride	62		1.307				ND	
14 Bromomethane	94		1.580				ND	
15 Chloroethane	64		1.647				ND	
17 Trichlorofluoromethane	101		1.842				ND	
21 1,1,2-Trichloro-1,2,2-trifluoroe	101		2.298				ND	
22 1,1-Dichloroethene	96		2.310				ND	
23 Acetone	43		2.414				ND	
26 Carbon disulfide	76		2.493				ND	7
27 Methyl acetate	43		2.700				ND	
30 Methylene Chloride	84		2.809				ND	7
32 Methyl tert-butyl ether	73		2.992				ND	
34 trans-1,2-Dichloroethene	96		3.004				ND	
39 1,1-Dichloroethane	63		3.418				ND	
45 cis-1,2-Dichloroethene	96	3.959	3.959	0.000	53	5978	0.5141	
43 2-Butanone (MEK)	43		4.002				ND	
50 Chloroform	83	4.269	4.275	-0.006	36	2496	0.1300	
52 Cyclohexane	56		4.373				ND	
51 1,1,1-Trichloroethane	97		4.373				ND	
55 Carbon tetrachloride	117		4.507				ND	
57 Benzene	78		4.726				ND	
58 1,2-Dichloroethane	62		4.799				ND	
62 Trichloroethene	95	5.334	5.334	0.000	77	10219	0.9623	
64 Methylcyclohexane	83		5.437				ND	

Compound	Sig	RT (min.)	Adj RT (min.)	Dlt RT (min.)	Q	Response	OnCol Amt ug/L	Flags
65 1,2-Dichloropropane	63		5.571				ND	
68 Dichlorobromomethane	83		5.863				ND	
72 cis-1,3-Dichloropropene	75		6.277				ND	
73 4-Methyl-2-pentanone (MIBK)	43		6.429				ND	
74 Toluene	92		6.557				ND	
77 trans-1,3-Dichloropropene	75		6.849				ND	
79 1,1,2-Trichloroethane	83		7.031				ND	
81 Tetrachloroethene	166	7.080	7.080	0.000	91	519687	45.8	
80 2-Hexanone	43		7.269				ND	
83 Chlorodibromomethane	129		7.427				ND	
84 Ethylene Dibromide	107		7.518				ND	
87 Chlorobenzene	112		7.992				ND	
88 Ethylbenzene	91		8.084				ND	
90 m-Xylene & p-Xylene	106		8.211				ND	
91 o-Xylene	106		8.631				ND	
92 Styrene	104		8.662				ND	
95 Bromoform	173		8.905				ND	
94 Isopropylbenzene	105		9.014				ND	
97 1,1,2,2-Tetrachloroethane	83		9.446				ND	
111 1,3-Dichlorobenzene	146		10.322				ND	
113 1,4-Dichlorobenzene	146		10.414				ND	
116 1,2-Dichlorobenzene	146		10.773				ND	
117 1,2-Dibromo-3-Chloropropane	75		11.515				ND	
119 1,2,4-Trichlorobenzene	180		12.190				ND	
S 124 Xylenes, Total	1		30.000				ND	7

QC Flag Legend

Processing Flags

7 - Failed Limit of Detection

Reagents:

S_8260_IS_00352	Amount Added:	1.00	Units: uL	Run Reagent
S_8260_Surr_00407	Amount Added:	1.00	Units: uL	Run Reagent

Report Date: 07-Nov-2021 08:09:38 Chrom Revision: 2.3 22-Sep-2021 15:38:46

Eurofins TestAmerica, Buffalo

Data File: \\chromfs\Buffalo\ChromData\HP5973S\20211106-102213.b\S5783.D

Injection Date:	06-Nov-2021 15:53:30	Instrument ID:	HP5973S	Operator ID:	OI/WD
Lims ID:	480-191738-A-2	Lab Sample ID:	480-191738-2	Worklist Smp#:	8
Client ID:	MW-26S				
Purge Vol:	5.000 mL	Dil. Factor:	20.0000	ALS Bottle#:	8
Method:	S-8260	Limit Group:	MV - 8260C ICAL		

Column: ZB-624 (0.18 mm)

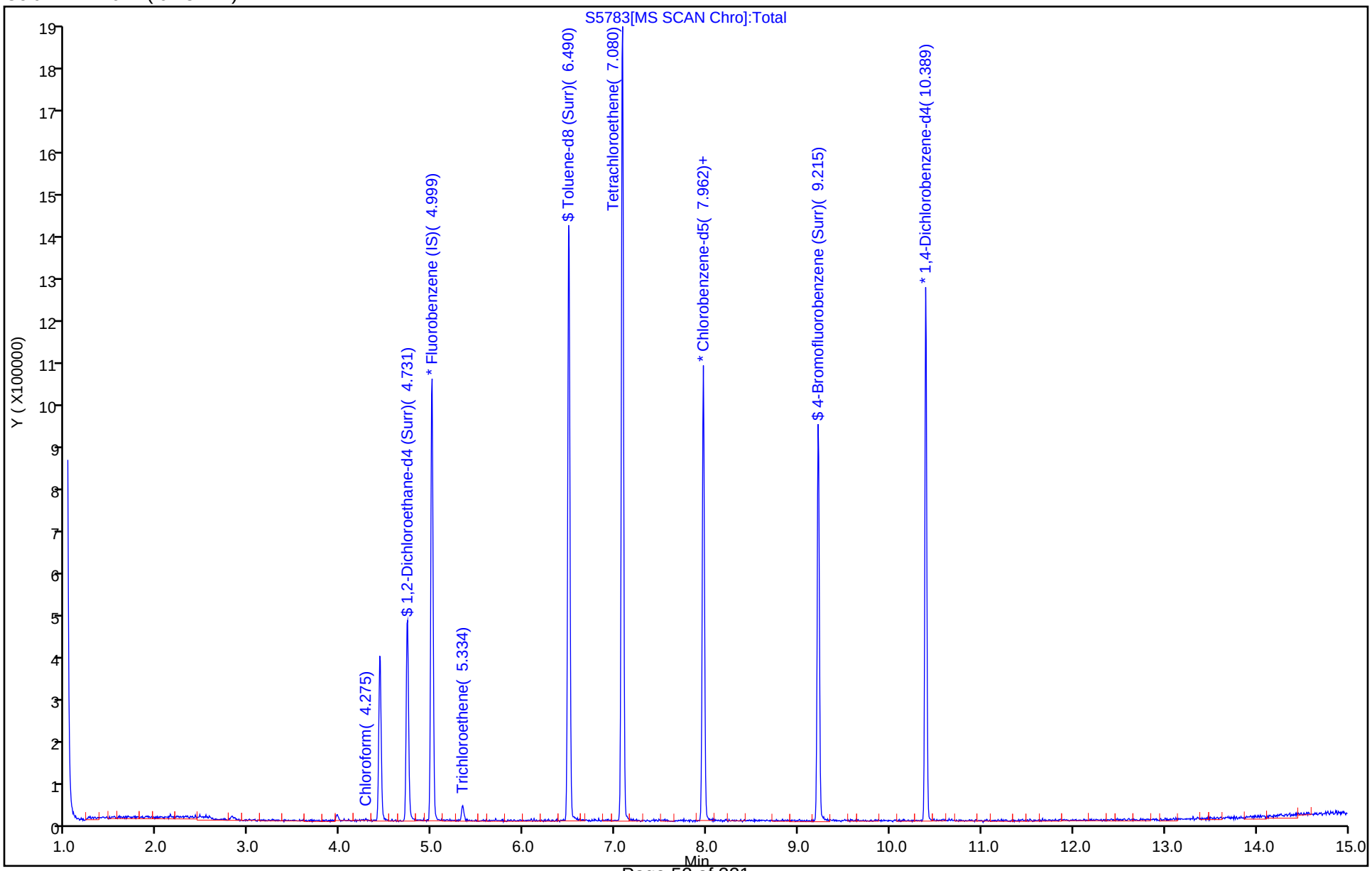

Report Date: 07-Nov-2021 08:09:38 Chrom Revision: 2.3 22-Sep-2021 15:38:46

Eurofins TestAmerica, Buffalo

Data File: \\chromfs\Buffalo\ChromData\HP5973S\20211106-102213.b\S5783.D

Injection Date:	06-Nov-2021 15:53:30	Instrument ID:	HP5973S
Lims ID:	480-191738-A-2	Lab Sample ID:	480-191738-2
Client ID:	MW-26S		
Operator ID:	OI/WD	ALS Bottle#:	8 Worklist Smp#: 8
Purge Vol:	5.000 mL	Dil. Factor:	20.0000
Method:	S-8260	Limit Group:	MV - 8260C ICAL
Column:	ZB-624 (0.18 mm)	Detector	MS SCAN

81 Tetrachloroethene, CAS: 127-18-4

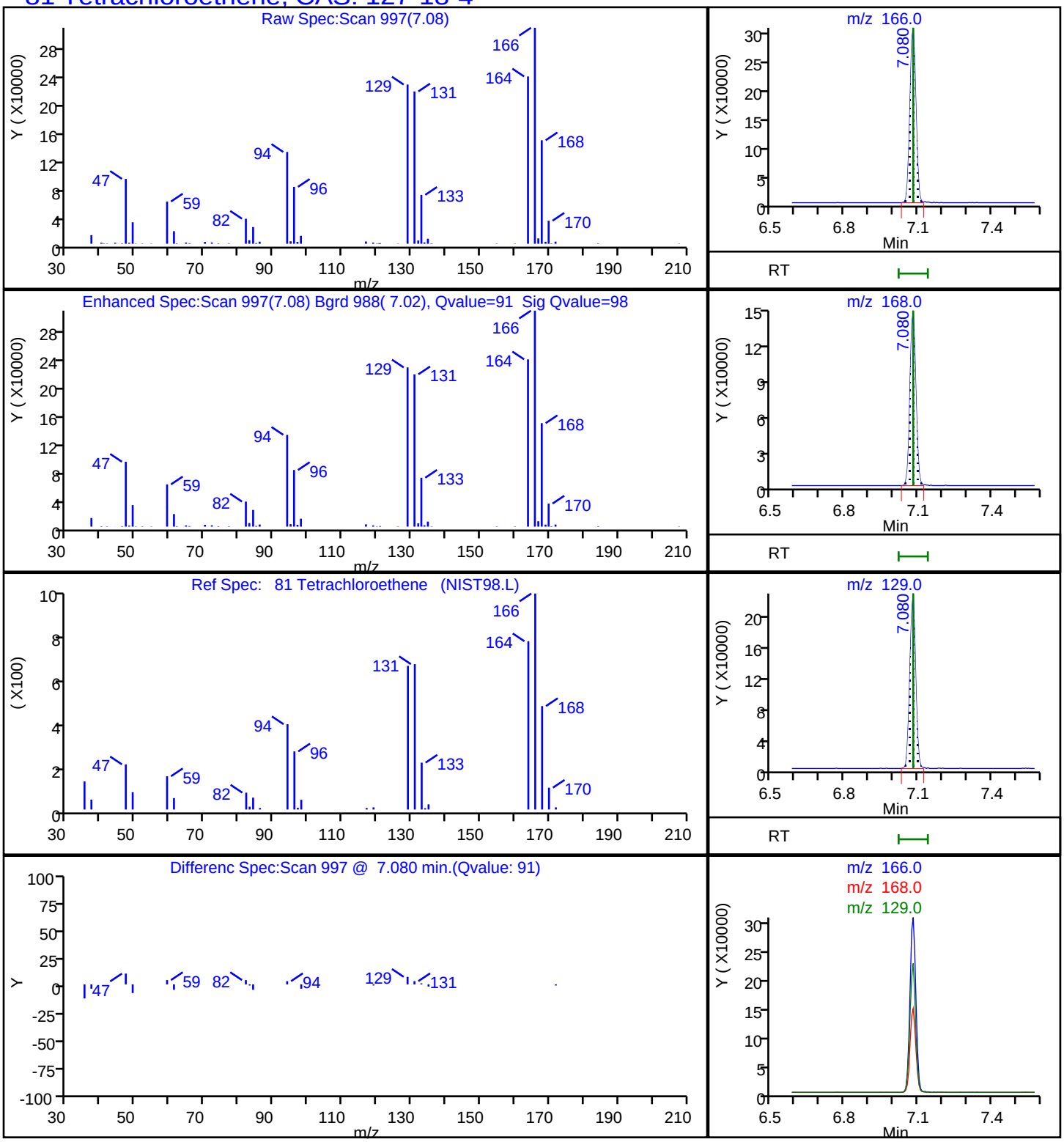

Report Date: 07-Nov-2021 08:09:38 Chrom Revision: 2.3 22-Sep-2021 15:38:46

Eurofins TestAmerica, Buffalo

Data File: \\chromfs\Buffalo\ChromData\HP5973S\20211106-102213.b\S5783.D

Injection Date:	06-Nov-2021 15:53:30	Instrument ID:	HP5973S
Lims ID:	480-191738-A-2	Lab Sample ID:	480-191738-2
Client ID:	MW-26S		
Operator ID:	OI/WD	ALS Bottle#:	8 Worklist Smp#: 8
Purge Vol:	5.000 mL	Dil. Factor:	20.0000
Method:	S-8260	Limit Group:	MV - 8260C ICAL
Column:	ZB-624 (0.18 mm)	Detector	MS SCAN

62 Trichloroethene, CAS: 79-01-6

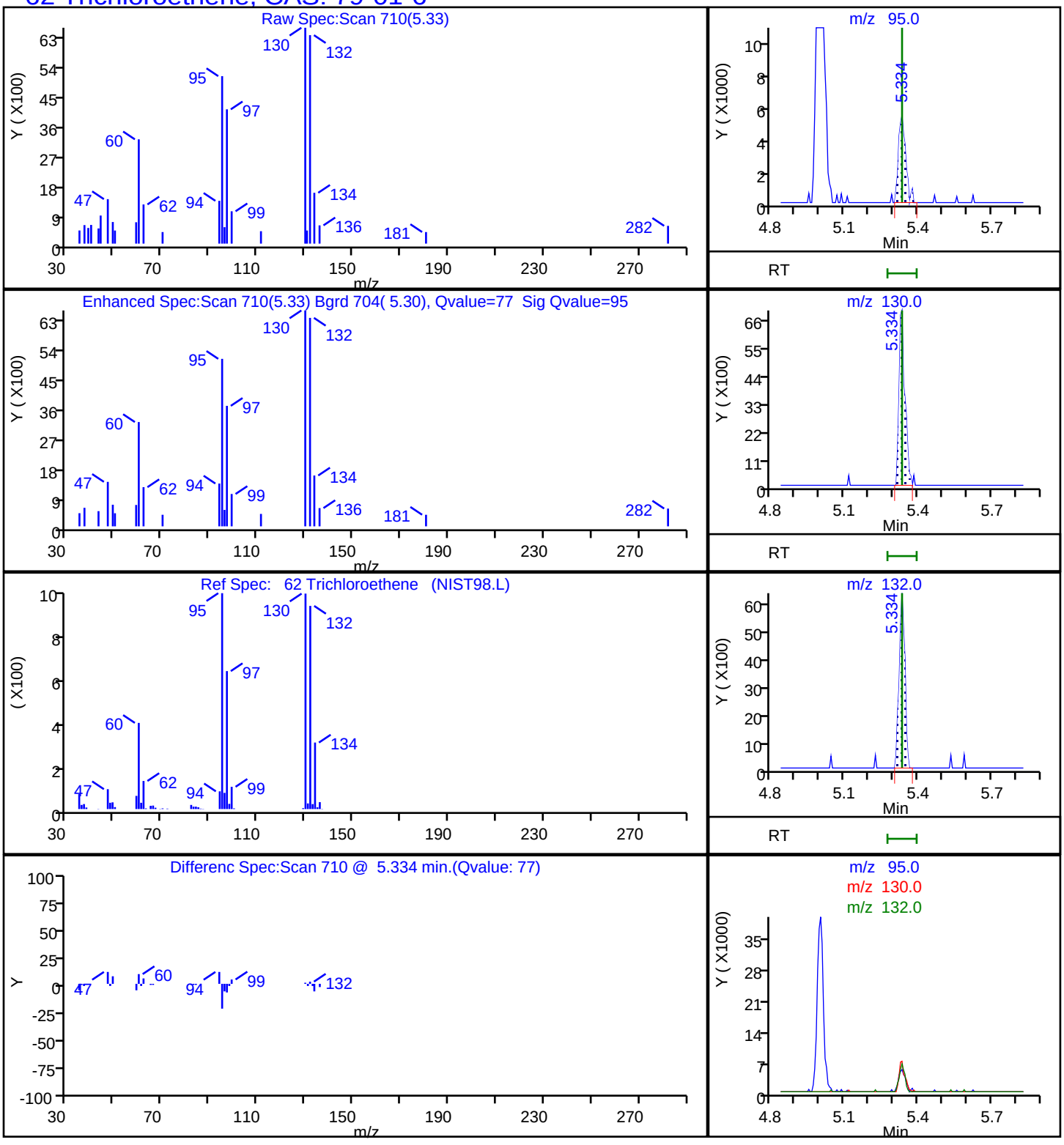

FORM I
GC/MS VOA ORGANICS ANALYSIS DATA SHEET

Lab Name: Eurofins TestAmerica, Buffalo Job No.: 480-191738-1

SDG No.:

Client Sample ID: MW-27S Lab Sample ID: 480-191738-3

Matrix: Water Lab File ID: S5784.D

Analysis Method: 8260C Date Collected: 11/01/2021 12:28

Sample wt/vol: 5(mL) Date Analyzed: 11/06/2021 16:16

Soil Aliquot Vol: Dilution Factor: 1

Soil Extract Vol.: GC Column: ZB-624 (20) ID: 0.18(mm)

% Moisture: Level: (low/med) Low

Analysis Batch No.: 603735 Units: ug/L

CAS NO.	COMPOUND NAME	RESULT	Q	RL	MDL
71-55-6	1,1,1-Trichloroethane	ND		1.0	0.82
79-34-5	1,1,2,2-Tetrachloroethane	ND		1.0	0.21
79-00-5	1,1,2-Trichloroethane	ND		1.0	0.23
76-13-1	1,1,2-Trichloro-1,2,2-trifluoroethane	ND		1.0	0.31
75-34-3	1,1-Dichloroethane	ND		1.0	0.38
75-35-4	1,1-Dichloroethene	ND		1.0	0.29
120-82-1	1,2,4-Trichlorobenzene	ND		1.0	0.41
96-12-8	1,2-Dibromo-3-Chloropropane	ND		1.0	0.39
106-93-4	1,2-Dibromoethane	ND		1.0	0.73
95-50-1	1,2-Dichlorobenzene	ND		1.0	0.79
107-06-2	1,2-Dichloroethane	ND		1.0	0.21
78-87-5	1,2-Dichloropropane	ND		1.0	0.72
541-73-1	1,3-Dichlorobenzene	ND		1.0	0.78
106-46-7	1,4-Dichlorobenzene	ND		1.0	0.84
591-78-6	2-Hexanone	ND		5.0	1.2
78-93-3	2-Butanone (MEK)	ND		10	1.3
108-10-1	4-Methyl-2-pentanone (MIBK)	ND		5.0	2.1
67-64-1	Acetone	ND		10	3.0
71-43-2	Benzene	ND		1.0	0.41
75-27-4	Bromodichloromethane	ND		1.0	0.39
75-25-2	Bromoform	ND		1.0	0.26
74-83-9	Bromomethane	ND		1.0	0.69
75-15-0	Carbon disulfide	ND		1.0	0.19
56-23-5	Carbon tetrachloride	ND		1.0	0.27
108-90-7	Chlorobenzene	ND		1.0	0.75
124-48-1	Dibromochloromethane	ND		1.0	0.32
75-00-3	Chloroethane	ND		1.0	0.32
67-66-3	Chloroform	2.7		1.0	0.34
74-87-3	Chloromethane	ND		1.0	0.35
156-59-2	cis-1,2-Dichloroethene	ND		1.0	0.81
10061-01-5	cis-1,3-Dichloropropene	ND		1.0	0.36
110-82-7	Cyclohexane	ND		1.0	0.18
75-71-8	Dichlorodifluoromethane	ND		1.0	0.68
100-41-4	Ethylbenzene	ND		1.0	0.74
98-82-8	Isopropylbenzene	ND		1.0	0.79

FORM I
GC/MS VOA ORGANICS ANALYSIS DATA SHEET

Lab Name: Eurofins TestAmerica, Buffalo Job No.: 480-191738-1

SDG No.:

Client Sample ID: MW-27S Lab Sample ID: 480-191738-3

Matrix: Water Lab File ID: S5784.D

Analysis Method: 8260C Date Collected: 11/01/2021 12:28

Sample wt/vol: 5(mL) Date Analyzed: 11/06/2021 16:16

Soil Aliquot Vol: Dilution Factor: 1

Soil Extract Vol.: GC Column: ZB-624 (20) ID: 0.18(mm)

% Moisture: Level: (low/med) Low

Analysis Batch No.: 603735 Units: ug/L

CAS NO.	COMPOUND NAME	RESULT	Q	RL	MDL
79-20-9	Methyl acetate	ND		2.5	1.3
1634-04-4	Methyl tert-butyl ether	ND		1.0	0.16
108-87-2	Methylcyclohexane	ND		1.0	0.16
75-09-2	Methylene Chloride	ND		1.0	0.44
100-42-5	Styrene	ND		1.0	0.73
127-18-4	Tetrachloroethene	6.5		1.0	0.36
108-88-3	Toluene	ND		1.0	0.51
156-60-5	trans-1,2-Dichloroethene	ND		1.0	0.90
10061-02-6	trans-1,3-Dichloropropene	ND		1.0	0.37
79-01-6	Trichloroethene	ND		1.0	0.46
75-69-4	Trichlorofluoromethane	ND		1.0	0.88
75-01-4	Vinyl chloride	ND		1.0	0.90
1330-20-7	Xylenes, Total	ND		2.0	0.66

CAS NO.	SURROGATE	%REC	Q	LIMITS
17060-07-0	1,2-Dichloroethane-d4 (Surr)	102		77-120
2037-26-5	Toluene-d8 (Surr)	97		80-120
460-00-4	4-Bromofluorobenzene (Surr)	96		73-120

Eurofins TestAmerica, Buffalo
Target Compound Quantitation Report

Data File: \\chromfs\Buffalo\ChromData\HP5973S\20211106-102213.b\S5784.D
Lims ID: 480-191738-A-3
Client ID: MW-27S
Sample Type: Client
Inject. Date: 06-Nov-2021 16:16:30 ALS Bottle#: 9 Worklist Smp#: 9
Purge Vol: 5.000 mL Dil. Factor: 1.0000
Sample Info: 480-191738-A-3
Misc. Info.: 480-0102213-009
Operator ID: OI/WD Instrument ID: HP5973S

Method: \\chromfs\Buffalo\ChromData\HP5973S\20211106-102213.b\S-8260.m
Limit Group: MV - 8260C ICAL
Last Update: 07-Nov-2021 08:10:08 Calib Date: 02-Nov-2021 23:00:30
Integrator: RTE ID Type: RT Order ID
Quant Method: Internal Standard Quant By: Initial Calibration
Last ICal File: \\chromfs\Buffalo\ChromData\HP5973S\20211102-102107.b\S5648.D

Column 1 : ZB-624 (0.18 mm) Det: MS SCAN
Process Host: CTX1639

First Level Reviewer: dahnw Date: 07-Nov-2021 08:10:08

Compound	Sig	RT (min.)	Adj RT (min.)	Dlt RT (min.)	Q	Response	OnCol Amt ug/L	Flags
* 153 Fluorobenzene (IS)	70	4.993	4.999	-0.006	98	162820	25.0	
* 2 Chlorobenzene-d5	82	7.962	7.962	0.000	88	343858	25.0	
* 3 1,4-Dichlorobenzene-d4	152	10.389	10.389	0.000	96	309247	25.0	
$ 4 1,2-Dichloroethane-d4 (Surr)	67	4.725	4.731	-0.006	93	145868	25.5	
$ 5 Toluene-d8 (Surr)	98	6.490	6.490	0.000	94	858416	24.3	
$ 6 4-Bromofluorobenzene (Surr)	174	9.215	9.215	0.000	84	253721	24.0	
10 Dichlorodifluoromethane	85		1.075				ND	
12 Chloromethane	50		1.234				ND	U
13 Vinyl chloride	62		1.307				ND	
14 Bromomethane	94		1.580				ND	7
15 Chloroethane	64		1.647				ND	
17 Trichlorofluoromethane	101		1.842				ND	
21 1,1,2-Trichloro-1,2,2-trifluoroe	101		2.298				ND	
22 1,1-Dichloroethene	96		2.310				ND	
23 Acetone	43		2.414				ND	
26 Carbon disulfide	76		2.493				ND	
27 Methyl acetate	43		2.700				ND	
30 Methylene Chloride	84		2.809				ND	7
32 Methyl tert-butyl ether	73		2.992				ND	
34 trans-1,2-Dichloroethene	96		3.004				ND	
39 1,1-Dichloroethane	63		3.418				ND	
45 cis-1,2-Dichloroethene	96		3.959				ND	
43 2-Butanone (MEK)	43		4.002				ND	
50 Chloroform	83	4.275	4.275	0.000	74	54905	2.75	
52 Cyclohexane	56		4.373				ND	
51 1,1,1-Trichloroethane	97		4.373				ND	U
55 Carbon tetrachloride	117		4.507				ND	
57 Benzene	78		4.726				ND	
58 1,2-Dichloroethane	62		4.799				ND	
62 Trichloroethene	95		5.334				ND	
64 Methylcyclohexane	83		5.437				ND	

Compound	Sig	RT (min.)	Adj RT (min.)	Dlt RT (min.)	Q	Response	OnCol Amt ug/L	Flags
65 1,2-Dichloropropane	63		5.571				ND	
68 Dichlorobromomethane	83		5.863				ND	
72 cis-1,3-Dichloropropene	75		6.277				ND	
73 4-Methyl-2-pentanone (MIBK)	43		6.429				ND	
74 Toluene	92		6.557				ND	
77 trans-1,3-Dichloropropene	75		6.849				ND	
79 1,1,2-Trichloroethane	83		7.031				ND	
81 Tetrachloroethene	166	7.080	7.080	0.000	89	80789	6.55	
80 2-Hexanone	43		7.269				ND	
83 Chlorodibromomethane	129		7.427				ND	
84 Ethylene Dibromide	107		7.518				ND	
87 Chlorobenzene	112		7.992				ND	
88 Ethylbenzene	91		8.084				ND	
90 m-Xylene & p-Xylene	106		8.211				ND	
91 o-Xylene	106		8.631				ND	
92 Styrene	104		8.662				ND	
95 Bromoform	173		8.905				ND	
94 Isopropylbenzene	105		9.014				ND	
97 1,1,2,2-Tetrachloroethane	83		9.446				ND	
111 1,3-Dichlorobenzene	146		10.322				ND	
113 1,4-Dichlorobenzene	146		10.414				ND	
116 1,2-Dichlorobenzene	146		10.773				ND	
117 1,2-Dibromo-3-Chloropropane	75		11.515				ND	
119 1,2,4-Trichlorobenzene	180		12.190				ND	
S 124 Xylenes, Total	1		30.000				ND	7

QC Flag Legend

Processing Flags

7 - Failed Limit of Detection

Review Flags

U - Marked Undetected

Reagents:

S_8260_IS_00352	Amount Added:	1.00	Units: uL	Run Reagent
S_8260_Surr_00407	Amount Added:	1.00	Units: uL	Run Reagent

Report Date: 07-Nov-2021 08:10:08 Chrom Revision: 2.3 22-Sep-2021 15:38:46

Eurofins TestAmerica, Buffalo

Data File: \\chromfs\Buffalo\ChromData\HP5973S\20211106-102213.b\S5784.D

Injection Date:	06-Nov-2021 16:16:30	Instrument ID:	HP5973S	Operator ID:	OI/WD
Lims ID:	480-191738-A-3	Lab Sample ID:	480-191738-3	Worklist Smp#:	9
Client ID:	MW-27S				
Purge Vol:	5.000 mL	Dil. Factor:	1.0000	ALS Bottle#:	9
Method:	S-8260	Limit Group:	MV - 8260C ICAL		

Column: ZB-624 (0.18 mm)

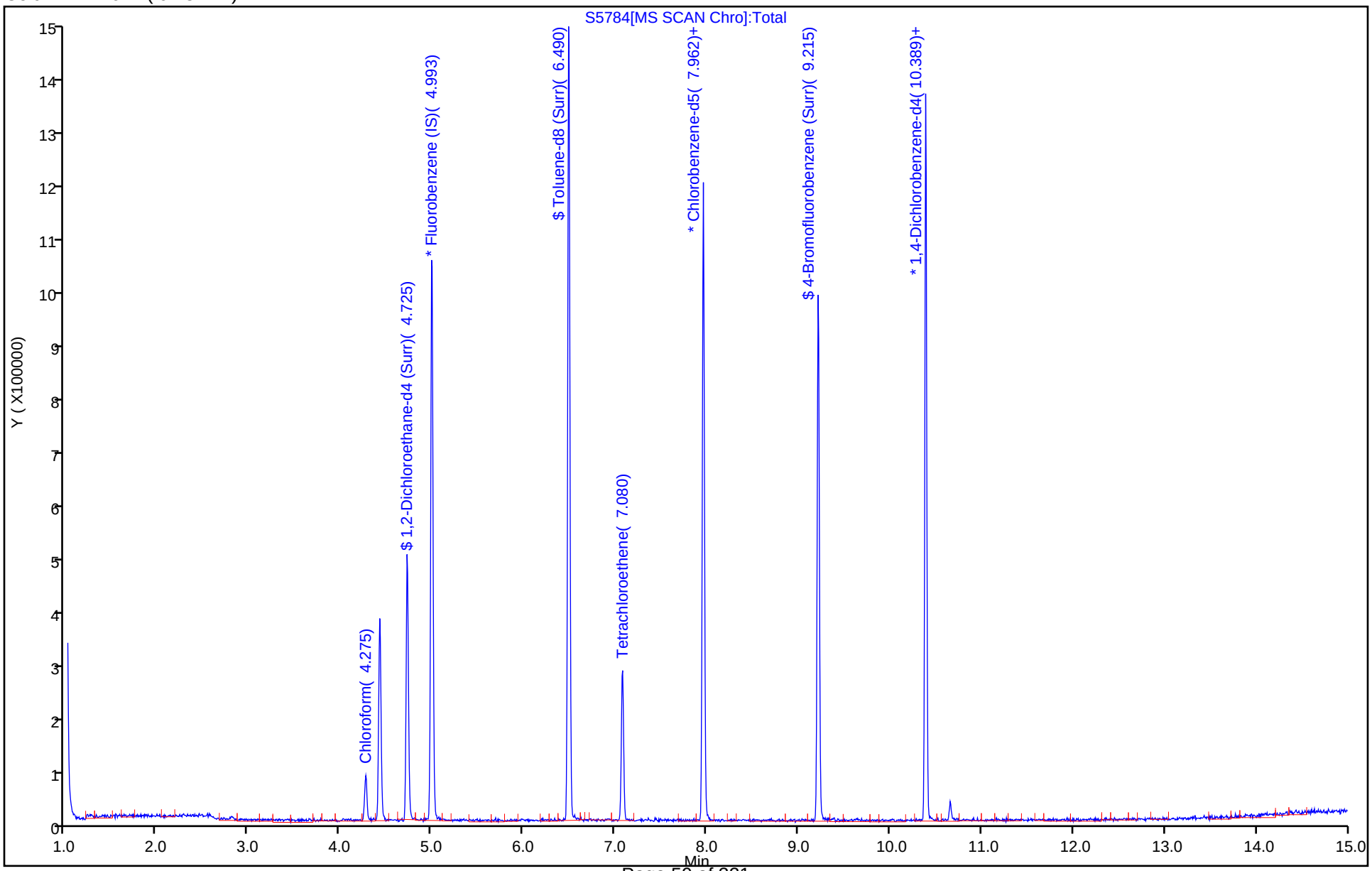

Report Date: 07-Nov-2021 08:10:08 Chrom Revision: 2.3 22-Sep-2021 15:38:46

Eurofins TestAmerica, Buffalo

Data File: \\chromfs\Buffalo\ChromData\HP5973S\20211106-102213.b\S5784.D

Injection Date:	06-Nov-2021 16:16:30	Instrument ID:	HP5973S		
Lims ID:	480-191738-A-3	Lab Sample ID:	480-191738-3		
Client ID:	MW-27S				
Operator ID:	OI/WD	ALS Bottle#:	9	Worklist Smp#:	9
Purge Vol:	5.000 mL	Dil. Factor:	1.0000		
Method:	S-8260	Limit Group:	MV - 8260C ICAL		
Column:	ZB-624 (0.18 mm)	Detector	MS SCAN		

50 Chloroform, CAS: 67-66-3

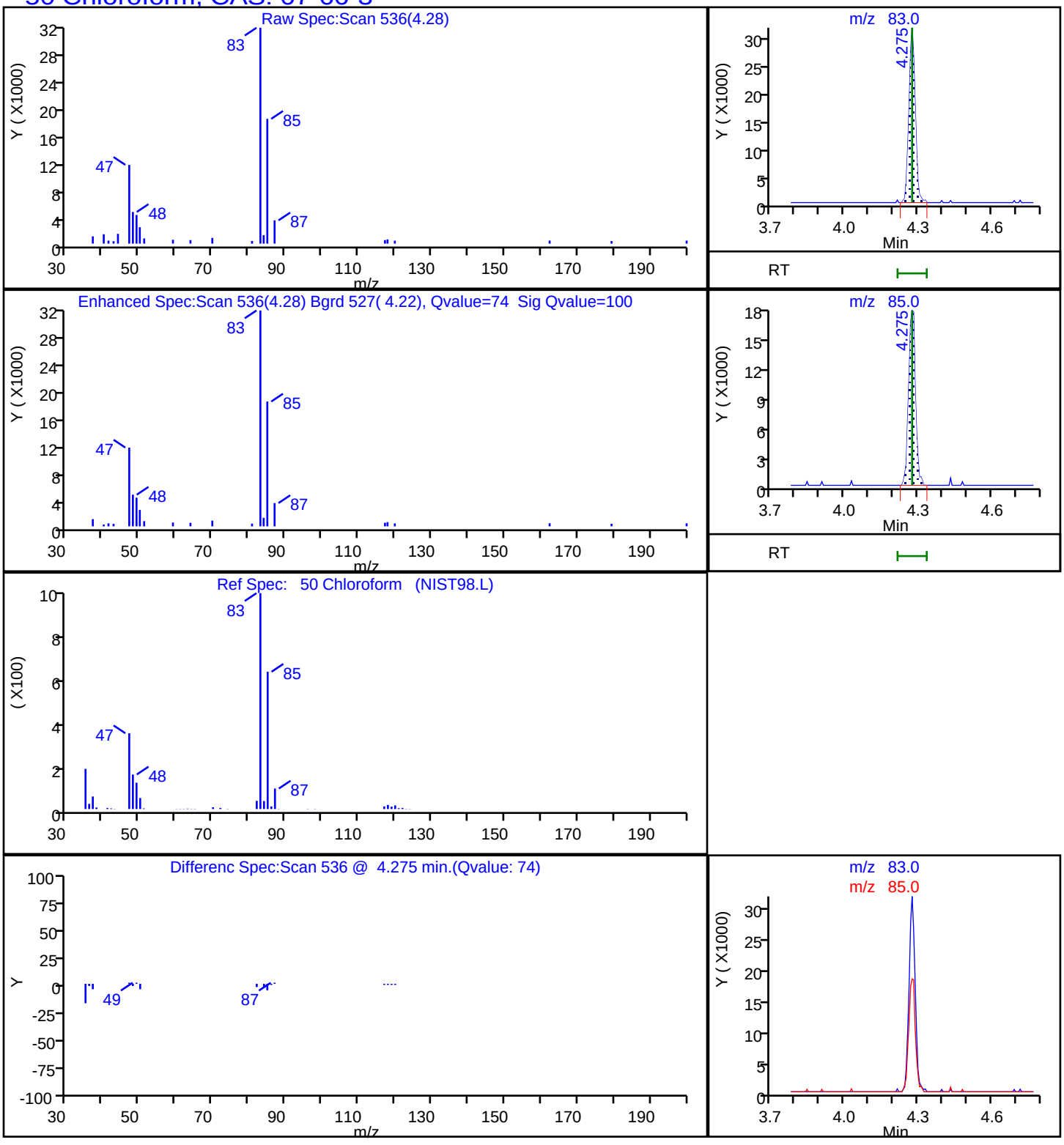

Report Date: 07-Nov-2021 08:10:08 Chrom Revision: 2.3 22-Sep-2021 15:38:46

Eurofins TestAmerica, Buffalo

Data File: \\chromfs\Buffalo\ChromData\HP5973S\20211106-102213.b\S5784.D

Injection Date:	06-Nov-2021 16:16:30	Instrument ID:	HP5973S
Lims ID:	480-191738-A-3	Lab Sample ID:	480-191738-3
Client ID:	MW-27S		
Operator ID:	OI/WD	ALS Bottle#:	9 Worklist Smp#: 9
Purge Vol:	5.000 mL	Dil. Factor:	1.0000
Method:	S-8260	Limit Group:	MV - 8260C ICAL
Column:	ZB-624 (0.18 mm)	Detector	MS SCAN

81 Tetrachloroethene, CAS: 127-18-4

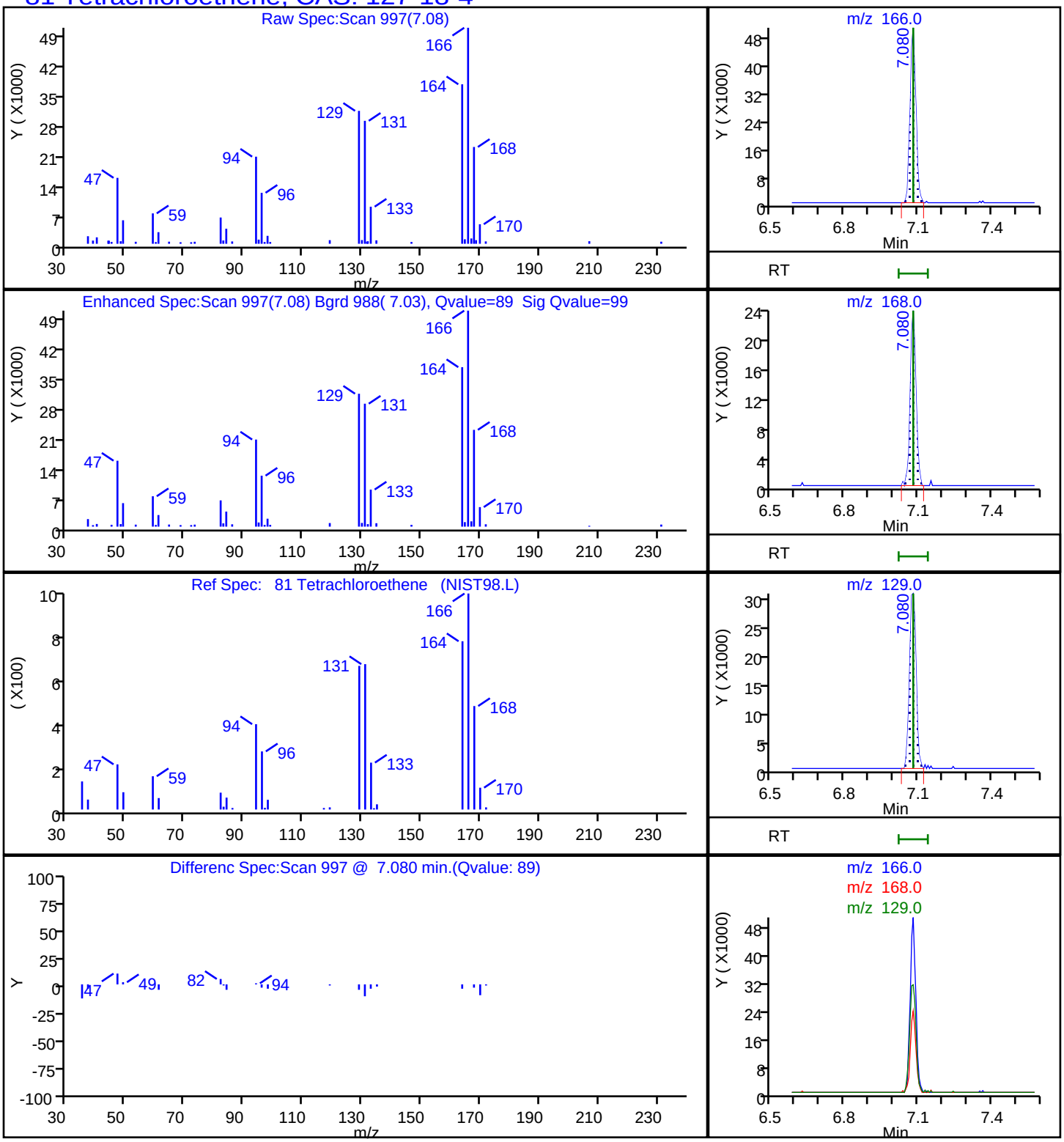

User Disabled Compound Report

Eurofins TestAmerica, Buffalo

Data File:	\\chromfs\Buffalo\ChromData\HP5973S\20211106-102213.b\S5784.D				
Injection Date:	06-Nov-2021 16:16:30	Instrument ID:	HP5973S		
Lims ID:	480-191738-A-3	Lab Sample ID:	480-191738-3		
Client ID:	MW-27S				
Operator ID:	OI/WD	ALS Bottle#:	9	Worklist Smp#:	9
Purge Vol:	5.000 mL	Dil. Factor:	1.0000		
Method:	S-8260	Limit Group:	MV - 8260C ICAL		
Column:	ZB-624 (0.18 mm)	Detector	MS SCAN		

51 1,1,1-Trichloroethane, CAS: 71-55-6

Processing Results

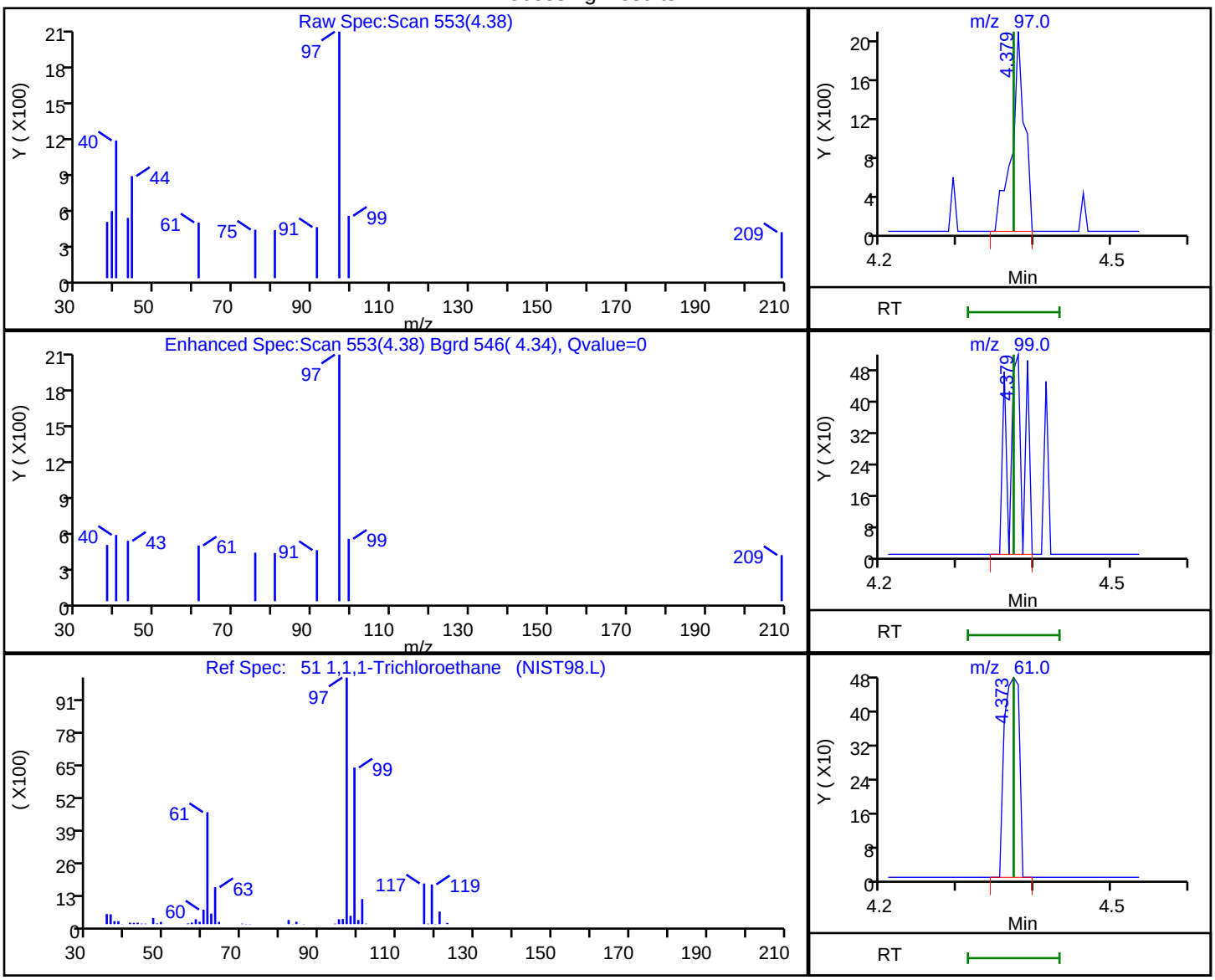

RT	Mass	Response	Amount
4.38	97.00	2348	0.141691
4.38	99.00	713	
4.37	61.00	644	

Reviewer: dahnw, 07-Nov-2021 08:09:51

Audit Action: Marked Compound Undetected Audit Reason: Invalid Compound ID

User Disabled Compound Report

Eurofins TestAmerica, Buffalo

Data File:	\\chromfs\Buffalo\ChromData\HP5973S\20211106-102213.b\S5784.D				
Injection Date:	06-Nov-2021 16:16:30	Instrument ID:	HP5973S		
Lims ID:	480-191738-A-3	Lab Sample ID:	480-191738-3		
Client ID:	MW-27S				
Operator ID:	OI/WD	ALS Bottle#:	9	Worklist Smp#:	9
Purge Vol:	5.000 mL	Dil. Factor:	1.0000		
Method:	S-8260	Limit Group:	MV - 8260C ICAL		
Column:	ZB-624 (0.18 mm)	Detector	MS SCAN		

12 Chloromethane, CAS: 74-87-3

Processing Results

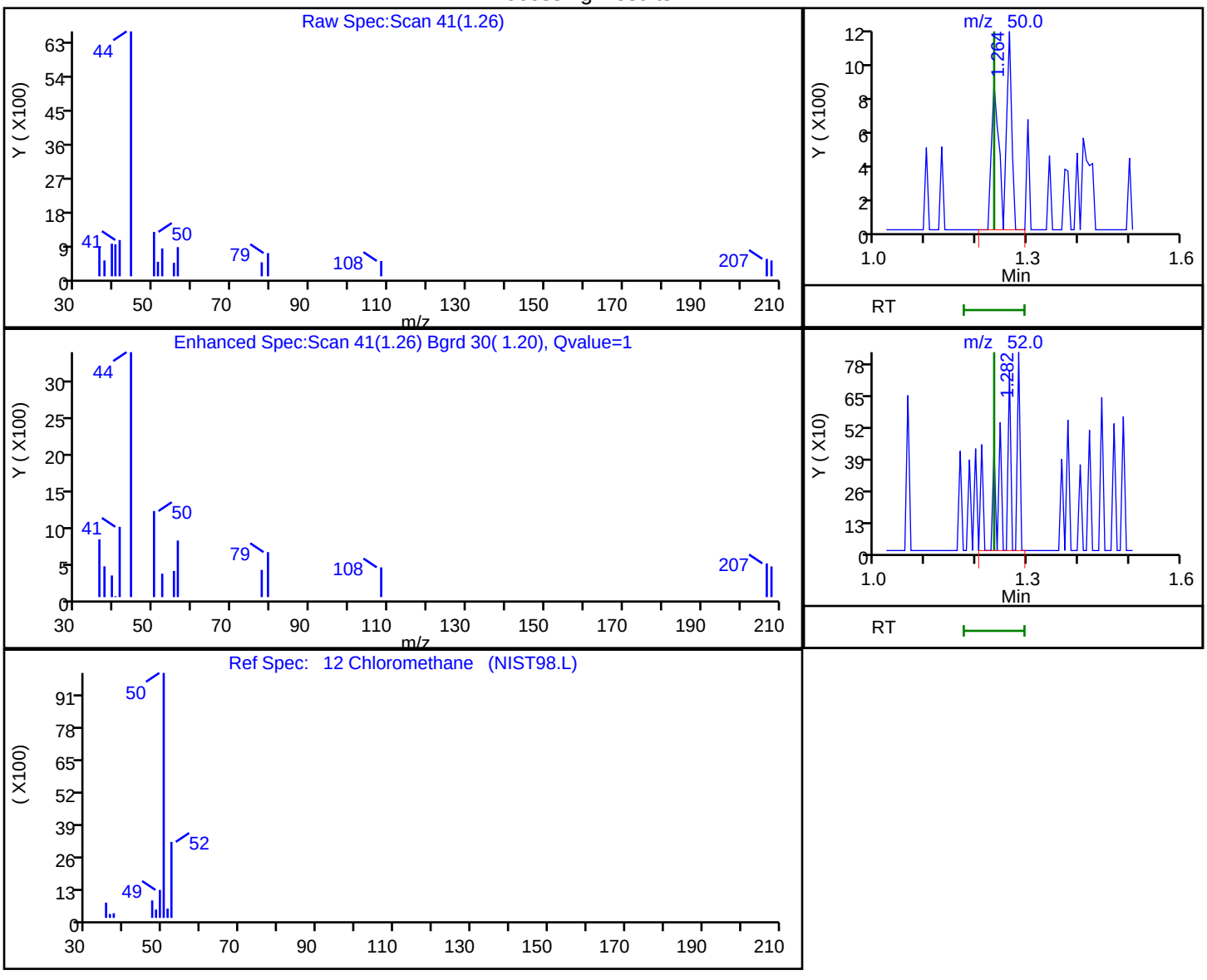

RT	Mass	Response	Amount
1.26	50.00	1692	0.098400
1.28	52.00	1080	

Reviewer: dahnw, 07-Nov-2021 08:09:44

Audit Action: Marked Compound Undetected Audit Reason: Invalid Compound ID

FORM I
GC/MS VOA ORGANICS ANALYSIS DATA SHEET

Lab Name: Eurofins TestAmerica, Buffalo Job No.: 480-191738-1

SDG No.:

Client Sample ID: MW-23D Lab Sample ID: 480-191738-4

Matrix: Water Lab File ID: S5785.D

Analysis Method: 8260C Date Collected: 11/01/2021 13:25

Sample wt/vol: 5(mL) Date Analyzed: 11/06/2021 16:40

Soil Aliquot Vol: Dilution Factor: 1

Soil Extract Vol.: GC Column: ZB-624 (20) ID: 0.18(mm)

% Moisture: Level: (low/med) Low

Analysis Batch No.: 603735 Units: ug/L

CAS NO.	COMPOUND NAME	RESULT	Q	RL	MDL
71-55-6	1,1,1-Trichloroethane	ND		1.0	0.82
79-34-5	1,1,2,2-Tetrachloroethane	ND		1.0	0.21
79-00-5	1,1,2-Trichloroethane	ND		1.0	0.23
76-13-1	1,1,2-Trichloro-1,2,2-trifluoroethane	ND		1.0	0.31
75-34-3	1,1-Dichloroethane	ND		1.0	0.38
75-35-4	1,1-Dichloroethene	ND		1.0	0.29
120-82-1	1,2,4-Trichlorobenzene	ND		1.0	0.41
96-12-8	1,2-Dibromo-3-Chloropropane	ND		1.0	0.39
106-93-4	1,2-Dibromoethane	ND		1.0	0.73
95-50-1	1,2-Dichlorobenzene	ND		1.0	0.79
107-06-2	1,2-Dichloroethane	ND		1.0	0.21
78-87-5	1,2-Dichloropropane	ND		1.0	0.72
541-73-1	1,3-Dichlorobenzene	ND		1.0	0.78
106-46-7	1,4-Dichlorobenzene	ND		1.0	0.84
591-78-6	2-Hexanone	ND		5.0	1.2
78-93-3	2-Butanone (MEK)	ND		10	1.3
108-10-1	4-Methyl-2-pentanone (MIBK)	ND		5.0	2.1
67-64-1	Acetone	ND		10	3.0
71-43-2	Benzene	ND		1.0	0.41
75-27-4	Bromodichloromethane	ND		1.0	0.39
75-25-2	Bromoform	ND		1.0	0.26
74-83-9	Bromomethane	ND		1.0	0.69
75-15-0	Carbon disulfide	ND		1.0	0.19
56-23-5	Carbon tetrachloride	ND		1.0	0.27
108-90-7	Chlorobenzene	ND		1.0	0.75
124-48-1	Dibromochloromethane	ND		1.0	0.32
75-00-3	Chloroethane	ND		1.0	0.32
67-66-3	Chloroform	ND		1.0	0.34
74-87-3	Chloromethane	ND		1.0	0.35
156-59-2	cis-1,2-Dichloroethene	ND		1.0	0.81
10061-01-5	cis-1,3-Dichloropropene	ND		1.0	0.36
110-82-7	Cyclohexane	ND		1.0	0.18
75-71-8	Dichlorodifluoromethane	ND		1.0	0.68
100-41-4	Ethylbenzene	ND		1.0	0.74
98-82-8	Isopropylbenzene	ND		1.0	0.79

FORM I
GC/MS VOA ORGANICS ANALYSIS DATA SHEET

Lab Name: Eurofins TestAmerica, Buffalo Job No.: 480-191738-1

SDG No.:

Client Sample ID: MW-23D Lab Sample ID: 480-191738-4

Matrix: Water Lab File ID: S5785.D

Analysis Method: 8260C Date Collected: 11/01/2021 13:25

Sample wt/vol: 5(mL) Date Analyzed: 11/06/2021 16:40

Soil Aliquot Vol: Dilution Factor: 1

Soil Extract Vol.: GC Column: ZB-624 (20) ID: 0.18(mm)

% Moisture: Level: (low/med) Low

Analysis Batch No.: 603735 Units: ug/L

CAS NO.	COMPOUND NAME	RESULT	Q	RL	MDL
79-20-9	Methyl acetate	ND		2.5	1.3
1634-04-4	Methyl tert-butyl ether	ND		1.0	0.16
108-87-2	Methylcyclohexane	ND		1.0	0.16
75-09-2	Methylene Chloride	ND		1.0	0.44
100-42-5	Styrene	ND		1.0	0.73
127-18-4	Tetrachloroethene	1.2		1.0	0.36
108-88-3	Toluene	ND		1.0	0.51
156-60-5	trans-1,2-Dichloroethene	ND		1.0	0.90
10061-02-6	trans-1,3-Dichloropropene	ND		1.0	0.37
79-01-6	Trichloroethene	ND		1.0	0.46
75-69-4	Trichlorofluoromethane	ND		1.0	0.88
75-01-4	Vinyl chloride	ND		1.0	0.90
1330-20-7	Xylenes, Total	ND		2.0	0.66

CAS NO.	SURROGATE	%REC	Q	LIMITS
17060-07-0	1,2-Dichloroethane-d4 (Surr)	99		77-120
2037-26-5	Toluene-d8 (Surr)	96		80-120
460-00-4	4-Bromofluorobenzene (Surr)	94		73-120

Eurofins TestAmerica, Buffalo
Target Compound Quantitation Report

Data File: \\chromfs\Buffalo\ChromData\HP5973S\20211106-102213.b\S5785.D
Lims ID: 480-191738-A-4
Client ID: MW-23D
Sample Type: Client
Inject. Date: 06-Nov-2021 16:40:30 ALS Bottle#: 10 Worklist Smp#: 10
Purge Vol: 5.000 mL Dil. Factor: 1.0000
Sample Info: 480-191738-A-4
Misc. Info.: 480-0102213-010
Operator ID: OI/WD Instrument ID: HP5973S

Method: \\chromfs\Buffalo\ChromData\HP5973S\20211106-102213.b\S-8260.m
Limit Group: MV - 8260C ICAL
Last Update: 07-Nov-2021 08:10:08 Calib Date: 02-Nov-2021 23:00:30
Integrator: RTE ID Type: RT Order ID
Quant Method: Internal Standard Quant By: Initial Calibration
Last ICal File: \\chromfs\Buffalo\ChromData\HP5973S\20211102-102107.b\S5648.D

Column 1 : ZB-624 (0.18 mm) Det: MS SCAN
Process Host: CTX1639

First Level Reviewer: dahnw Date: 07-Nov-2021 08:10:26

Compound	Sig	RT (min.)	Adj RT (min.)	Dlt RT (min.)	Q	Response	OnCol Amt ug/L	Flags
* 153 Fluorobenzene (IS)	70	4.999	4.999	0.000	97	165096	25.0	
* 2 Chlorobenzene-d5	82	7.962	7.962	0.000	88	335656	25.0	
* 3 1,4-Dichlorobenzene-d4	152	10.389	10.389	0.000	96	298219	25.0	
$ 4 1,2-Dichloroethane-d4 (Surr)	67	4.725	4.731	-0.006	89	143400	24.7	
$ 5 Toluene-d8 (Surr)	98	6.490	6.490	0.000	85	824812	24.0	
$ 6 4-Bromofluorobenzene (Surr)	174	9.215	9.215	0.000	83	241128	23.4	
10 Dichlorodifluoromethane	85		1.075				ND	
12 Chloromethane	50		1.234				ND	7
13 Vinyl chloride	62		1.307				ND	
14 Bromomethane	94		1.580				ND	7
15 Chloroethane	64		1.647				ND	
17 Trichlorofluoromethane	101		1.842				ND	
21 1,1,2-Trichloro-1,2,2-trifluoroe	101		2.298				ND	
22 1,1-Dichloroethene	96		2.310				ND	
23 Acetone	43		2.414				ND	
26 Carbon disulfide	76		2.493				ND	7
27 Methyl acetate	43		2.700				ND	
30 Methylene Chloride	84		2.809				ND	7
32 Methyl tert-butyl ether	73		2.992				ND	
34 trans-1,2-Dichloroethene	96		3.004				ND	
39 1,1-Dichloroethane	63		3.418				ND	
45 cis-1,2-Dichloroethene	96		3.959				ND	
43 2-Butanone (MEK)	43		4.002				ND	
50 Chloroform	83	4.281	4.275	0.006	50	5592	0.2760	
52 Cyclohexane	56		4.373				ND	
51 1,1,1-Trichloroethane	97		4.373				ND	
55 Carbon tetrachloride	117		4.507				ND	
57 Benzene	78		4.726				ND	
58 1,2-Dichloroethane	62		4.799				ND	
62 Trichloroethene	95		5.334				ND	
64 Methylcyclohexane	83		5.437				ND	

Compound	Sig	RT (min.)	Adj RT (min.)	Dlt RT (min.)	Q	Response	OnCol Amt ug/L	Flags
65 1,2-Dichloropropane	63		5.571				ND	
68 Dichlorobromomethane	83		5.863				ND	
72 cis-1,3-Dichloropropene	75		6.277				ND	
73 4-Methyl-2-pentanone (MIBK)	43		6.429				ND	
74 Toluene	92		6.557				ND	
77 trans-1,3-Dichloropropene	75		6.849				ND	
79 1,1,2-Trichloroethane	83		7.031				ND	
81 Tetrachloroethene	166	7.080	7.080	0.000	71	14053	1.17	
80 2-Hexanone	43		7.269				ND	
83 Chlorodibromomethane	129		7.427				ND	
84 Ethylene Dibromide	107		7.518				ND	
87 Chlorobenzene	112		7.992				ND	
88 Ethylbenzene	91		8.084				ND	
90 m-Xylene & p-Xylene	106		8.211				ND	
91 o-Xylene	106		8.631				ND	
92 Styrene	104		8.662				ND	
95 Bromoform	173		8.905				ND	
94 Isopropylbenzene	105		9.014				ND	
97 1,1,2,2-Tetrachloroethane	83		9.446				ND	
111 1,3-Dichlorobenzene	146		10.322				ND	
113 1,4-Dichlorobenzene	146		10.414				ND	
116 1,2-Dichlorobenzene	146		10.773				ND	
117 1,2-Dibromo-3-Chloropropane	75		11.515				ND	
119 1,2,4-Trichlorobenzene	180		12.190				ND	
S 124 Xylenes, Total	1		30.000				ND	7

QC Flag Legend

Processing Flags

7 - Failed Limit of Detection

Reagents:

S_8260_IS_00352	Amount Added:	1.00	Units: uL	Run Reagent
S_8260_Surr_00407	Amount Added:	1.00	Units: uL	Run Reagent

Report Date: 07-Nov-2021 08:10:26 Chrom Revision: 2.3 22-Sep-2021 15:38:46

Eurofins TestAmerica, Buffalo

Data File: \\chromfs\Buffalo\ChromData\HP5973S\20211106-102213.b\S5785.D

Injection Date:	06-Nov-2021 16:40:30	Instrument ID:	HP5973S	Operator ID:	OI/WD
Lims ID:	480-191738-A-4	Lab Sample ID:	480-191738-4	Worklist Smp#:	10
Client ID:	MW-23D				
Purge Vol:	5.000 mL	Dil. Factor:	1.0000	ALS Bottle#:	10
Method:	S-8260	Limit Group:	MV - 8260C ICAL		

Column: ZB-624 (0.18 mm)

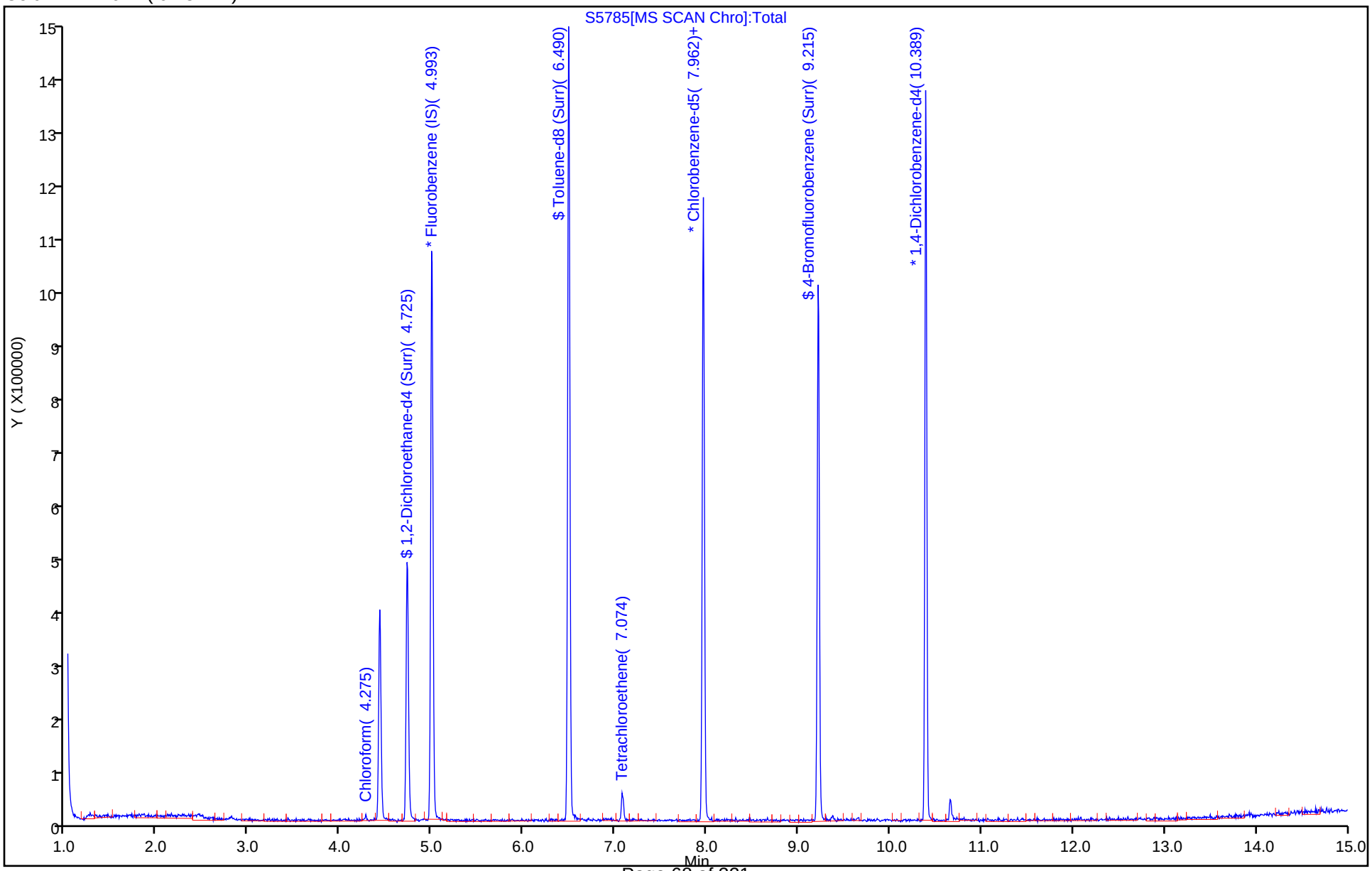

Report Date: 07-Nov-2021 08:10:26 Chrom Revision: 2.3 22-Sep-2021 15:38:46

Eurofins TestAmerica, Buffalo

Data File: \\chromfs\Buffalo\ChromData\HP5973S\20211106-102213.b\S5785.D

Injection Date:	06-Nov-2021 16:40:30	Instrument ID:	HP5973S
Lims ID:	480-191738-A-4	Lab Sample ID:	480-191738-4
Client ID:	MW-23D		
Operator ID:	OI/WD	ALS Bottle#:	10 Worklist Smp#: 10
Purge Vol:	5.000 mL	Dil. Factor:	1.0000
Method:	S-8260	Limit Group:	MV - 8260C ICAL
Column:	ZB-624 (0.18 mm)	Detector	MS SCAN

81 Tetrachloroethene, CAS: 127-18-4

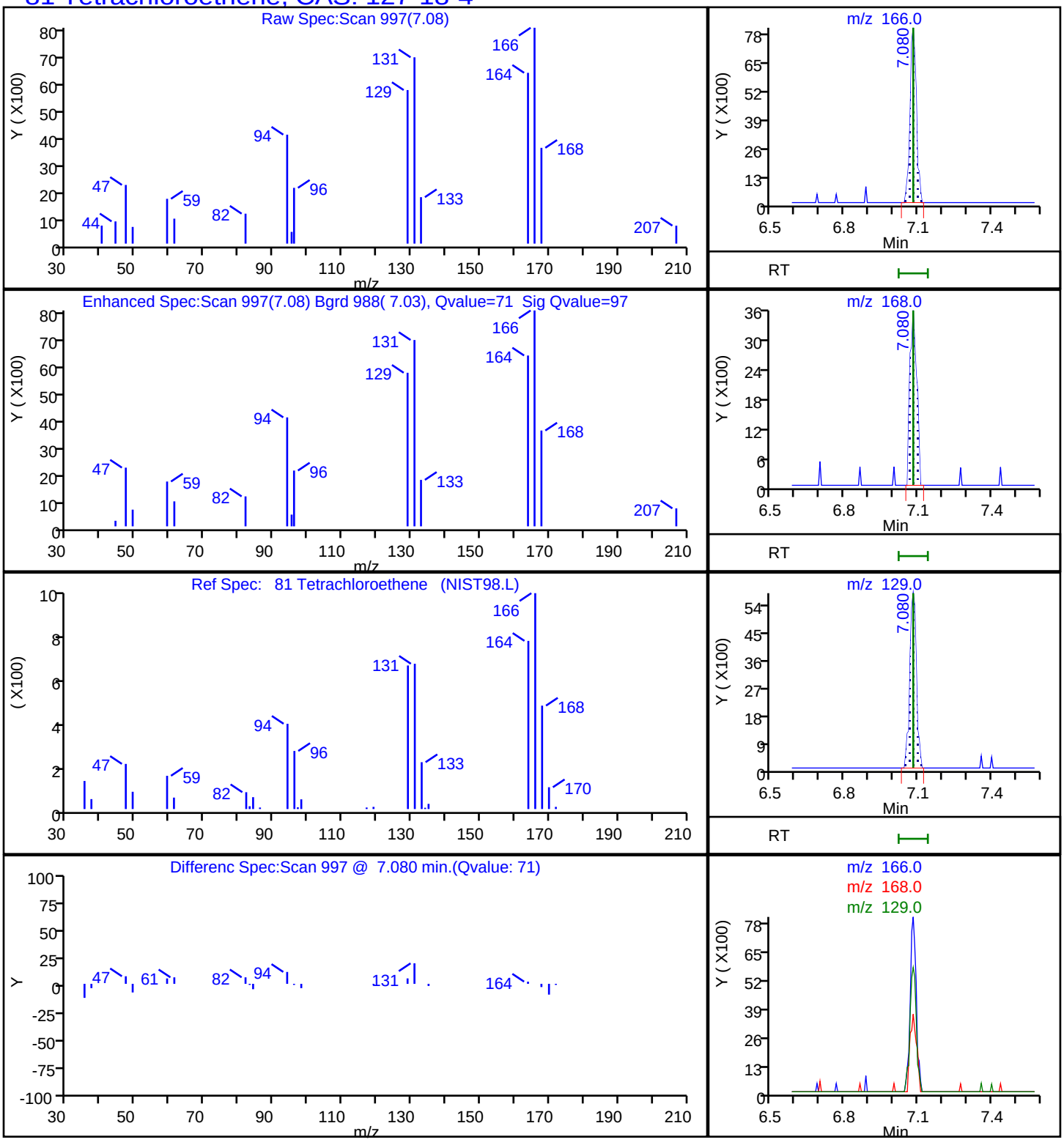

FORM I
GC/MS VOA ORGANICS ANALYSIS DATA SHEET

Lab Name: Eurofins TestAmerica, Buffalo Job No.: 480-191738-1

SDG No.:

Client Sample ID: DUP Lab Sample ID: 480-191738-5

Matrix: Water Lab File ID: S5786.D

Analysis Method: 8260C Date Collected: 11/01/2021 11:15

Sample wt/vol: 5(mL) Date Analyzed: 11/06/2021 17:03

Soil Aliquot Vol: Dilution Factor: 20

Soil Extract Vol.: GC Column: ZB-624 (20) ID: 0.18(mm)

% Moisture: Level: (low/med) Low

Analysis Batch No.: 603735 Units: ug/L

CAS NO.	COMPOUND NAME	RESULT	Q	RL	MDL
71-55-6	1,1,1-Trichloroethane	ND		20	16
79-34-5	1,1,2,2-Tetrachloroethane	ND		20	4.2
79-00-5	1,1,2-Trichloroethane	ND		20	4.6
76-13-1	1,1,2-Trichloro-1,2,2-trifluoroethane	ND		20	6.2
75-34-3	1,1-Dichloroethane	ND		20	7.6
75-35-4	1,1-Dichloroethene	ND		20	5.8
120-82-1	1,2,4-Trichlorobenzene	ND		20	8.2
96-12-8	1,2-Dibromo-3-Chloropropane	ND		20	7.8
106-93-4	1,2-Dibromoethane	ND		20	15
95-50-1	1,2-Dichlorobenzene	ND		20	16
107-06-2	1,2-Dichloroethane	ND		20	4.2
78-87-5	1,2-Dichloropropane	ND		20	14
541-73-1	1,3-Dichlorobenzene	ND		20	16
106-46-7	1,4-Dichlorobenzene	ND		20	17
591-78-6	2-Hexanone	ND		100	25
78-93-3	2-Butanone (MEK)	ND		200	26
108-10-1	4-Methyl-2-pentanone (MIBK)	ND		100	42
67-64-1	Acetone	ND		200	60
71-43-2	Benzene	ND		20	8.2
75-27-4	Bromodichloromethane	ND		20	7.8
75-25-2	Bromoform	ND		20	5.2
74-83-9	Bromomethane	ND		20	14
75-15-0	Carbon disulfide	ND		20	3.8
56-23-5	Carbon tetrachloride	ND		20	5.4
108-90-7	Chlorobenzene	ND		20	15
124-48-1	Dibromochloromethane	ND		20	6.4
75-00-3	Chloroethane	ND		20	6.4
67-66-3	Chloroform	ND		20	6.8
74-87-3	Chloromethane	ND		20	7.0
156-59-2	cis-1,2-Dichloroethene	ND		20	16
10061-01-5	cis-1,3-Dichloropropene	ND		20	7.2
110-82-7	Cyclohexane	ND		20	3.6
75-71-8	Dichlorodifluoromethane	ND		20	14
100-41-4	Ethylbenzene	ND		20	15
98-82-8	Isopropylbenzene	ND		20	16

FORM I
GC/MS VOA ORGANICS ANALYSIS DATA SHEET

Lab Name: Eurofins TestAmerica, Buffalo Job No.: 480-191738-1

SDG No.:

Client Sample ID: DUP Lab Sample ID: 480-191738-5

Matrix: Water Lab File ID: S5786.D

Analysis Method: 8260C Date Collected: 11/01/2021 11:15

Sample wt/vol: 5(mL) Date Analyzed: 11/06/2021 17:03

Soil Aliquot Vol: Dilution Factor: 20

Soil Extract Vol.: GC Column: ZB-624 (20) ID: 0.18(mm)

% Moisture: Level: (low/med) Low

Analysis Batch No.: 603735 Units: ug/L

CAS NO.	COMPOUND NAME	RESULT	Q	RL	MDL
79-20-9	Methyl acetate	ND		50	26
1634-04-4	Methyl tert-butyl ether	ND		20	3.2
108-87-2	Methylcyclohexane	ND		20	3.2
75-09-2	Methylene Chloride	ND		20	8.8
100-42-5	Styrene	ND		20	15
127-18-4	Tetrachloroethene	1100		20	7.2
108-88-3	Toluene	ND		20	10
156-60-5	trans-1,2-Dichloroethene	ND		20	18
10061-02-6	trans-1,3-Dichloropropene	ND		20	7.4
79-01-6	Trichloroethene	23		20	9.2
75-69-4	Trichlorofluoromethane	ND		20	18
75-01-4	Vinyl chloride	ND		20	18
1330-20-7	Xylenes, Total	ND		40	13

CAS NO.	SURROGATE	%REC	Q	LIMITS
17060-07-0	1,2-Dichloroethane-d4 (Surr)	106		77-120
2037-26-5	Toluene-d8 (Surr)	101		80-120
460-00-4	4-Bromofluorobenzene (Surr)	95		73-120

Eurofins TestAmerica, Buffalo
Target Compound Quantitation Report

Data File: \\chromfs\Buffalo\ChromData\HP5973S\20211106-102213.b\S5786.D
Lims ID: 480-191738-A-5
Client ID: DUP
Sample Type: Client
Inject. Date: 06-Nov-2021 17:03:30 ALS Bottle#: 11 Worklist Smp#: 11
Purge Vol: 5.000 mL Dil. Factor: 20.0000
Sample Info: 480-191738-A-5
Misc. Info.: 480-0102213-011
Operator ID: OI/WD Instrument ID: HP5973S

Method: \\chromfs\Buffalo\ChromData\HP5973S\20211106-102213.b\S-8260.m
Limit Group: MV - 8260C ICAL
Last Update: 07-Nov-2021 08:10:52 Calib Date: 02-Nov-2021 23:00:30
Integrator: RTE ID Type: RT Order ID
Quant Method: Internal Standard Quant By: Initial Calibration
Last ICal File: \\chromfs\Buffalo\ChromData\HP5973S\20211102-102107.b\S5648.D

Column 1 : ZB-624 (0.18 mm) Det: MS SCAN
Process Host: CTX1639

First Level Reviewer: dahnw Date: 07-Nov-2021 08:10:52

Compound	Sig	RT (min.)	Adj RT (min.)	Dlt RT (min.)	Q	Response	OnCol Amt ug/L	Flags
* 153 Fluorobenzene (IS)	70	4.999	4.999	0.000	98	158308	25.0	
* 2 Chlorobenzene-d5	82	7.962	7.962	0.000	89	324173	25.0	
* 3 1,4-Dichlorobenzene-d4	152	10.389	10.389	0.000	96	289669	25.0	
$ 4 1,2-Dichloroethane-d4 (Surr)	67	4.732	4.731	0.001	93	146798	26.4	
$ 5 Toluene-d8 (Surr)	98	6.490	6.490	0.000	85	837467	25.2	
$ 6 4-Bromofluorobenzene (Surr)	174	9.221	9.215	0.006	88	236680	23.8	
10 Dichlorodifluoromethane	85		1.075				ND	
12 Chloromethane	50		1.234				ND	
13 Vinyl chloride	62		1.307				ND	
14 Bromomethane	94		1.580				ND	7
15 Chloroethane	64		1.647				ND	
17 Trichlorofluoromethane	101		1.842				ND	
21 1,1,2-Trichloro-1,2,2-trifluoroe	101		2.298				ND	
22 1,1-Dichloroethene	96		2.310				ND	
23 Acetone	43		2.414				ND	
26 Carbon disulfide	76		2.493				ND	
27 Methyl acetate	43		2.700				ND	
30 Methylene Chloride	84		2.809				ND	
32 Methyl tert-butyl ether	73		2.992				ND	
34 trans-1,2-Dichloroethene	96		3.004				ND	
39 1,1-Dichloroethane	63		3.418				ND	
45 cis-1,2-Dichloroethene	96	3.953	3.959	-0.006	27	5783	0.4915	
43 2-Butanone (MEK)	43		4.002				ND	
50 Chloroform	83	4.275	4.275	0.000	37	2524	0.1299	
52 Cyclohexane	56		4.373				ND	
51 1,1,1-Trichloroethane	97		4.373				ND	
55 Carbon tetrachloride	117		4.507				ND	
57 Benzene	78		4.726				ND	
58 1,2-Dichloroethane	62		4.799				ND	
62 Trichloroethene	95	5.334	5.334	0.000	74	12340	1.15	
64 Methylcyclohexane	83		5.437				ND	

Compound	Sig	RT (min.)	Adj RT (min.)	Dlt RT (min.)	Q	Response	OnCol Amt ug/L	Flags
65 1,2-Dichloropropane	63		5.571				ND	
68 Dichlorobromomethane	83		5.863				ND	
72 cis-1,3-Dichloropropene	75		6.277				ND	
73 4-Methyl-2-pentanone (MIBK)	43		6.429				ND	
74 Toluene	92		6.557				ND	
77 trans-1,3-Dichloropropene	75		6.849				ND	
79 1,1,2-Trichloroethane	83		7.031				ND	U
81 Tetrachloroethene	166	7.080	7.080	0.000	91	663271	57.0	
80 2-Hexanone	43		7.269				ND	
83 Chlorodibromomethane	129		7.427				ND	
84 Ethylene Dibromide	107		7.518				ND	
87 Chlorobenzene	112		7.992				ND	
88 Ethylbenzene	91		8.084				ND	
90 m-Xylene & p-Xylene	106		8.211				ND	
91 o-Xylene	106		8.631				ND	
92 Styrene	104		8.662				ND	
95 Bromoform	173		8.905				ND	
94 Isopropylbenzene	105		9.014				ND	
97 1,1,2,2-Tetrachloroethane	83		9.446				ND	
111 1,3-Dichlorobenzene	146		10.322				ND	
113 1,4-Dichlorobenzene	146		10.414				ND	
116 1,2-Dichlorobenzene	146		10.773				ND	
117 1,2-Dibromo-3-Chloropropane	75		11.515				ND	
119 1,2,4-Trichlorobenzene	180		12.190				ND	
S 124 Xylenes, Total	1		30.000				ND	7

QC Flag Legend

Processing Flags

7 - Failed Limit of Detection

Review Flags

U - Marked Undetected

Reagents:

S_8260_IS_00352	Amount Added:	1.00	Units: uL	Run Reagent
S_8260_Surr_00407	Amount Added:	1.00	Units: uL	Run Reagent

Report Date: 07-Nov-2021 08:10:52 Chrom Revision: 2.3 22-Sep-2021 15:38:46

Eurofins TestAmerica, Buffalo

Data File: \\chromfs\Buffalo\ChromData\HP5973S\20211106-102213.b\S5786.D

Injection Date:	06-Nov-2021 17:03:30	Instrument ID:	HP5973S	Operator ID:	OI/WD
Lims ID:	480-191738-A-5	Lab Sample ID:	480-191738-5	Worklist Smp#:	11
Client ID:	DUP				
Purge Vol:	5.000 mL	Dil. Factor:	20.0000	ALS Bottle#:	11
Method:	S-8260	Limit Group:	MV - 8260C ICAL		

Column: ZB-624 (0.18 mm)

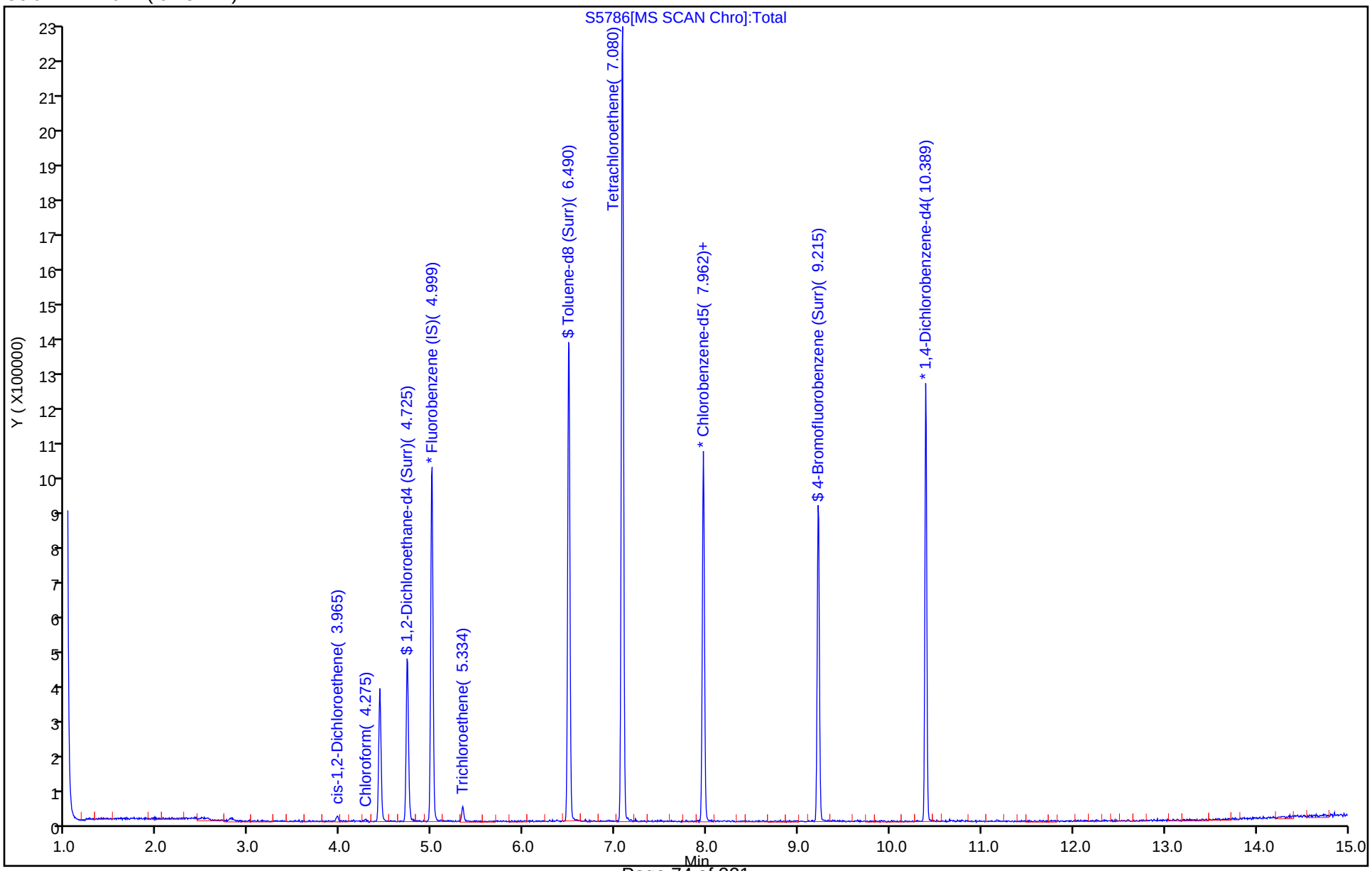

Report Date: 07-Nov-2021 08:10:52 Chrom Revision: 2.3 22-Sep-2021 15:38:46

Eurofins TestAmerica, Buffalo

Data File: \\chromfs\Buffalo\ChromData\HP5973S\20211106-102213.b\S5786.D

Injection Date:	06-Nov-2021 17:03:30	Instrument ID:	HP5973S		
Lims ID:	480-191738-A-5	Lab Sample ID:	480-191738-5		
Client ID:	DUP				
Operator ID:	OI/WD	ALS Bottle#:	11	Worklist Smp#:	11
Purge Vol:	5.000 mL	Dil. Factor:	20.0000		
Method:	S-8260	Limit Group:	MV - 8260C ICAL		
Column:	ZB-624 (0.18 mm)	Detector	MS SCAN		

81 Tetrachloroethene, CAS: 127-18-4

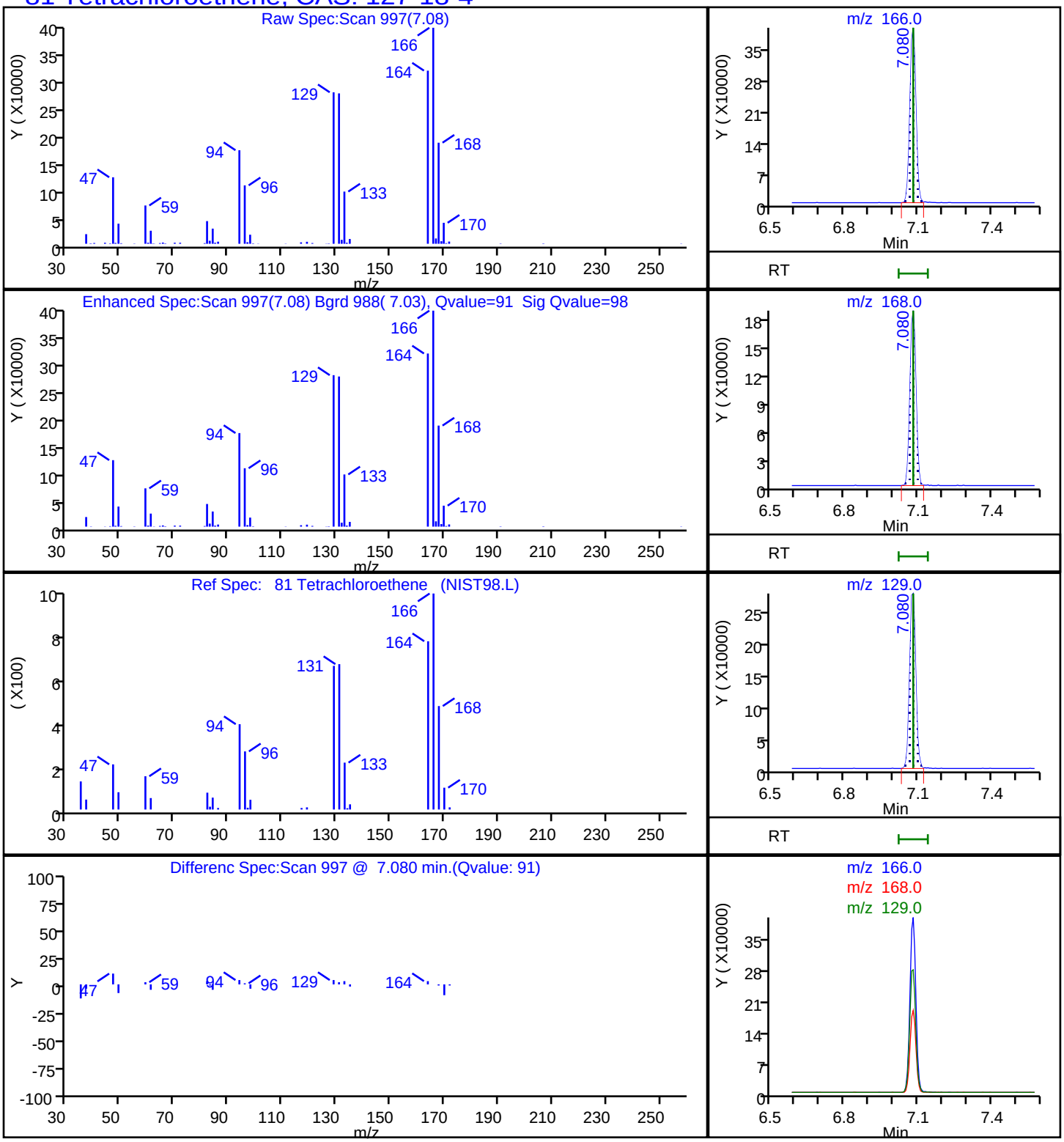

Report Date: 07-Nov-2021 08:10:52 Chrom Revision: 2.3 22-Sep-2021 15:38:46

Eurofins TestAmerica, Buffalo

Data File: \\chromfs\Buffalo\ChromData\HP5973S\20211106-102213.b\S5786.D

Injection Date:	06-Nov-2021 17:03:30	Instrument ID:	HP5973S
Lims ID:	480-191738-A-5	Lab Sample ID:	480-191738-5
Client ID:	DUP		
Operator ID:	OI/WD	ALS Bottle#:	11 Worklist Smp#: 11
Purge Vol:	5.000 mL	Dil. Factor:	20.0000
Method:	S-8260	Limit Group:	MV - 8260C ICAL
Column:	ZB-624 (0.18 mm)	Detector	MS SCAN

62 Trichloroethene, CAS: 79-01-6

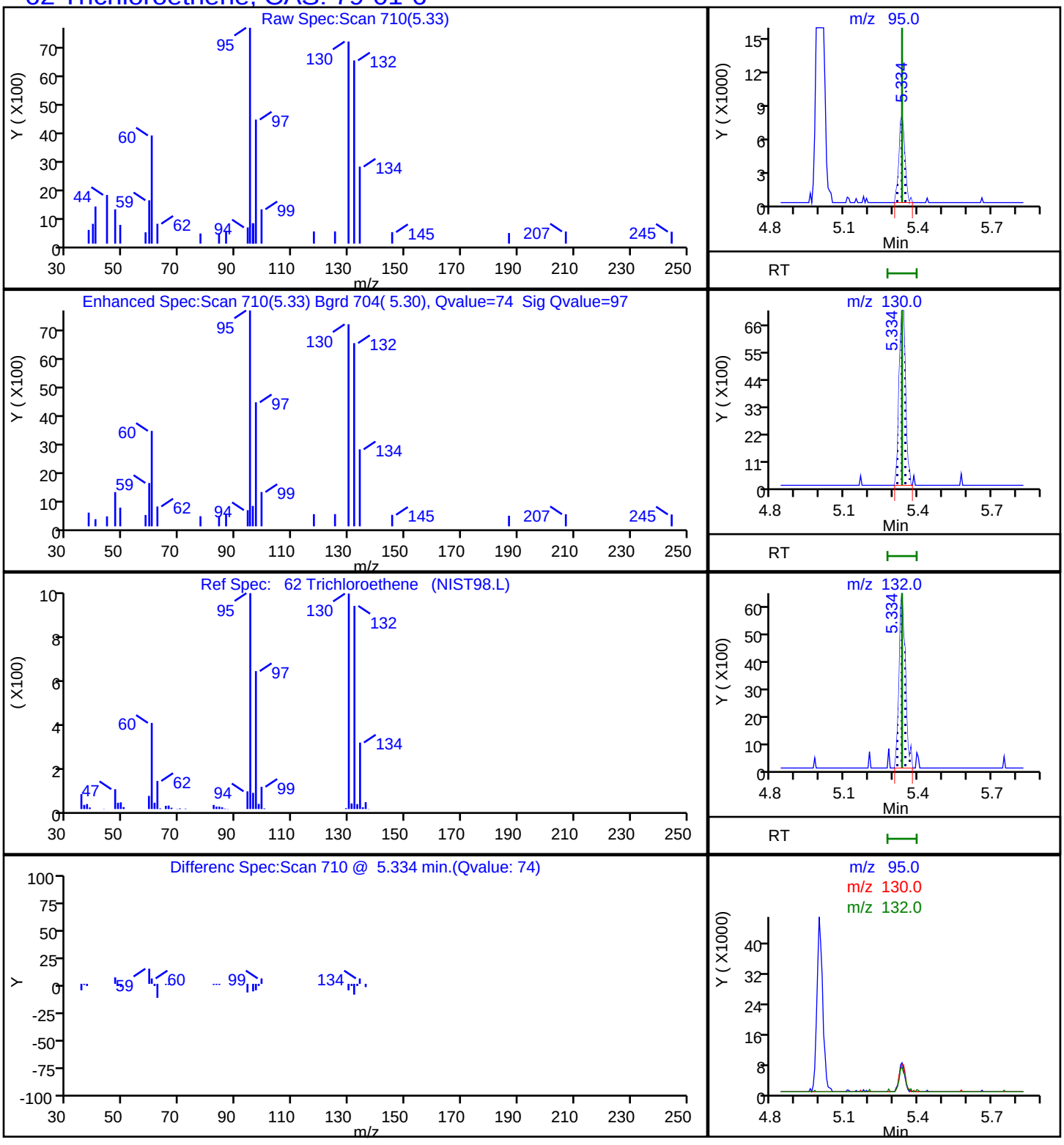

User Disabled Compound Report

Eurofins TestAmerica, Buffalo

Data File:	\\chromfs\Buffalo\ChromData\HP5973S\20211106-102213.b\S5786.D				
Injection Date:	06-Nov-2021 17:03:30	Instrument ID:	HP5973S		
Lims ID:	480-191738-A-5	Lab Sample ID:	480-191738-5		
Client ID:	DUP				
Operator ID:	OI/WD	ALS Bottle#:	11	Worklist Smp#:	11
Purge Vol:	5.000 mL	Dil. Factor:	20.0000		
Method:	S-8260	Limit Group:	MV - 8260C ICAL		
Column:	ZB-624 (0.18 mm)	Detector	MS SCAN		

79 1,1,2-Trichloroethane, CAS: 79-00-5

Processing Results

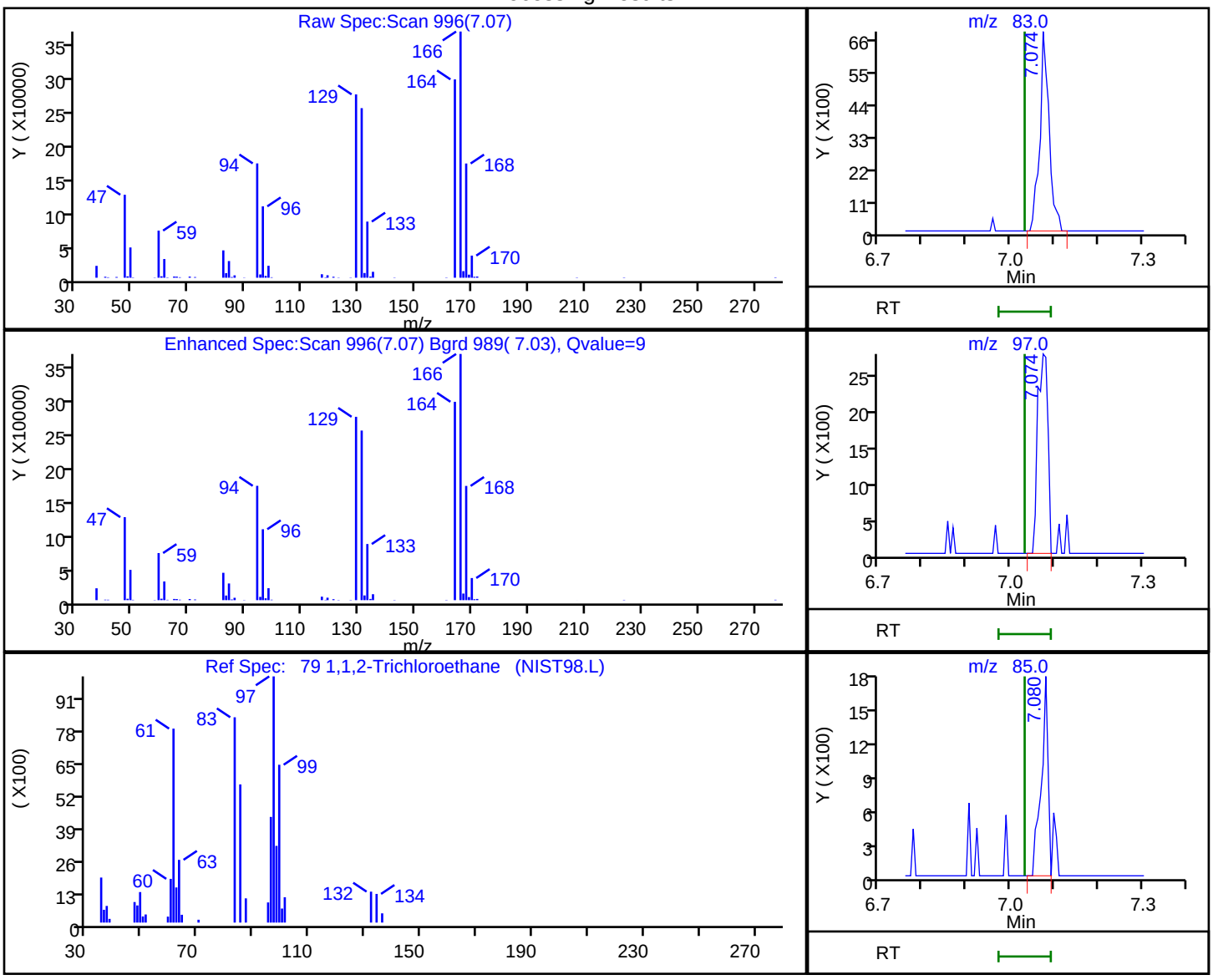

RT	Mass	Response	Amount
7.07	83.00	10139	1.202593
7.07	97.00	4436	
7.08	85.00	1933	

Reviewer: dahnw, 07-Nov-2021 08:10:34

Audit Action: Marked Compound Undetected Audit Reason: Invalid Compound ID

FORM I
GC/MS VOA ORGANICS ANALYSIS DATA SHEET

Lab Name: Eurofins TestAmerica, Buffalo Job No.: 480-191738-1

SDG No.:

Client Sample ID: TRIP BLANK Lab Sample ID: 480-191738-6

Matrix: Water Lab File ID: S5787.D

Analysis Method: 8260C Date Collected: 11/01/2021 00:00

Sample wt/vol: 5(mL) Date Analyzed: 11/06/2021 17:26

Soil Aliquot Vol: Dilution Factor: 1

Soil Extract Vol.: GC Column: ZB-624 (20) ID: 0.18(mm)

% Moisture: Level: (low/med) Low

Analysis Batch No.: 603735 Units: ug/L

CAS NO.	COMPOUND NAME	RESULT	Q	RL	MDL
71-55-6	1,1,1-Trichloroethane	ND		1.0	0.82
79-34-5	1,1,2,2-Tetrachloroethane	ND		1.0	0.21
79-00-5	1,1,2-Trichloroethane	ND		1.0	0.23
76-13-1	1,1,2-Trichloro-1,2,2-trifluoroethane	ND		1.0	0.31
75-34-3	1,1-Dichloroethane	ND		1.0	0.38
75-35-4	1,1-Dichloroethene	ND		1.0	0.29
120-82-1	1,2,4-Trichlorobenzene	ND		1.0	0.41
96-12-8	1,2-Dibromo-3-Chloropropane	ND		1.0	0.39
106-93-4	1,2-Dibromoethane	ND		1.0	0.73
95-50-1	1,2-Dichlorobenzene	ND		1.0	0.79
107-06-2	1,2-Dichloroethane	ND		1.0	0.21
78-87-5	1,2-Dichloropropane	ND		1.0	0.72
541-73-1	1,3-Dichlorobenzene	ND		1.0	0.78
106-46-7	1,4-Dichlorobenzene	ND		1.0	0.84
591-78-6	2-Hexanone	ND		5.0	1.2
78-93-3	2-Butanone (MEK)	ND		10	1.3
108-10-1	4-Methyl-2-pentanone (MIBK)	ND		5.0	2.1
67-64-1	Acetone	ND		10	3.0
71-43-2	Benzene	ND		1.0	0.41
75-27-4	Bromodichloromethane	ND		1.0	0.39
75-25-2	Bromoform	ND		1.0	0.26
74-83-9	Bromomethane	ND		1.0	0.69
75-15-0	Carbon disulfide	ND		1.0	0.19
56-23-5	Carbon tetrachloride	ND		1.0	0.27
108-90-7	Chlorobenzene	ND		1.0	0.75
124-48-1	Dibromochloromethane	ND		1.0	0.32
75-00-3	Chloroethane	ND		1.0	0.32
67-66-3	Chloroform	ND		1.0	0.34
74-87-3	Chloromethane	ND		1.0	0.35
156-59-2	cis-1,2-Dichloroethene	ND		1.0	0.81
10061-01-5	cis-1,3-Dichloropropene	ND		1.0	0.36
110-82-7	Cyclohexane	ND		1.0	0.18
75-71-8	Dichlorodifluoromethane	ND		1.0	0.68
100-41-4	Ethylbenzene	ND		1.0	0.74
98-82-8	Isopropylbenzene	ND		1.0	0.79

FORM I
GC/MS VOA ORGANICS ANALYSIS DATA SHEET

Lab Name: Eurofins TestAmerica, Buffalo Job No.: 480-191738-1

SDG No.:

Client Sample ID: TRIP BLANK Lab Sample ID: 480-191738-6

Matrix: Water Lab File ID: S5787.D

Analysis Method: 8260C Date Collected: 11/01/2021 00:00

Sample wt/vol: 5(mL) Date Analyzed: 11/06/2021 17:26

Soil Aliquot Vol: Dilution Factor: 1

Soil Extract Vol.: GC Column: ZB-624 (20) ID: 0.18(mm)

% Moisture: Level: (low/med) Low

Analysis Batch No.: 603735 Units: ug/L

CAS NO.	COMPOUND NAME	RESULT	Q	RL	MDL
79-20-9	Methyl acetate	ND		2.5	1.3
1634-04-4	Methyl tert-butyl ether	ND		1.0	0.16
108-87-2	Methylcyclohexane	ND		1.0	0.16
75-09-2	Methylene Chloride	ND		1.0	0.44
100-42-5	Styrene	ND		1.0	0.73
127-18-4	Tetrachloroethene	ND		1.0	0.36
108-88-3	Toluene	ND		1.0	0.51
156-60-5	trans-1,2-Dichloroethene	ND		1.0	0.90
10061-02-6	trans-1,3-Dichloropropene	ND		1.0	0.37
79-01-6	Trichloroethene	ND		1.0	0.46
75-69-4	Trichlorofluoromethane	ND		1.0	0.88
75-01-4	Vinyl chloride	ND		1.0	0.90
1330-20-7	Xylenes, Total	ND		2.0	0.66

CAS NO.	SURROGATE	%REC	Q	LIMITS
17060-07-0	1,2-Dichloroethane-d4 (Surr)	105		77-120
2037-26-5	Toluene-d8 (Surr)	105		80-120
460-00-4	4-Bromofluorobenzene (Surr)	102		73-120

Eurofins TestAmerica, Buffalo
Target Compound Quantitation Report

Data File: \\chromfs\Buffalo\ChromData\HP5973S\20211106-102213.b\S5787.D
Lims ID: 480-191738-A-6
Client ID: TRIP BLANK
Sample Type: Client
Inject. Date: 06-Nov-2021 17:26:30 ALS Bottle#: 12 Worklist Smp#: 12
Purge Vol: 5.000 mL Dil. Factor: 1.0000
Sample Info: 480-191738-A-6
Misc. Info.: 480-0102213-012
Operator ID: OI/WD Instrument ID: HP5973S

Method: \\chromfs\Buffalo\ChromData\HP5973S\20211106-102213.b\S-8260.m
Limit Group: MV - 8260C ICAL
Last Update: 07-Nov-2021 08:10:52 Calib Date: 02-Nov-2021 23:00:30
Integrator: RTE ID Type: RT Order ID
Quant Method: Internal Standard Quant By: Initial Calibration
Last ICal File: \\chromfs\Buffalo\ChromData\HP5973S\20211102-102107.b\S5648.D

Column 1 : ZB-624 (0.18 mm) Det: MS SCAN
Process Host: CTX1639

First Level Reviewer: dahnw Date: 07-Nov-2021 08:11:07

Compound	Sig	RT (min.)	Adj RT (min.)	Dlt RT (min.)	Q	Response	OnCol Amt ug/L	Flags
* 153 Fluorobenzene (IS)	70	4.999	4.999	0.000	97	162935	25.0	
* 2 Chlorobenzene-d5	82	7.962	7.962	0.000	87	316815	25.0	
* 3 1,4-Dichlorobenzene-d4	152	10.389	10.389	0.000	96	290810	25.0	
$ 4 1,2-Dichloroethane-d4 (Surr)	67	4.726	4.731	-0.005	92	150257	26.2	
$ 5 Toluene-d8 (Surr)	98	6.490	6.490	0.000	86	851963	26.2	
$ 6 4-Bromofluorobenzene (Surr)	174	9.215	9.215	0.000	83	247217	25.4	
10 Dichlorodifluoromethane	85		1.075				ND	
12 Chloromethane	50		1.234				ND	
13 Vinyl chloride	62		1.307				ND	
14 Bromomethane	94		1.580				ND	
15 Chloroethane	64		1.647				ND	
17 Trichlorofluoromethane	101		1.842				ND	
21 1,1,2-Trichloro-1,2,2-trifluoroe	101		2.298				ND	
22 1,1-Dichloroethene	96		2.310				ND	
23 Acetone	43		2.414				ND	
26 Carbon disulfide	76		2.493				ND	
27 Methyl acetate	43		2.700				ND	
30 Methylene Chloride	84		2.809				ND	7
32 Methyl tert-butyl ether	73		2.992				ND	
34 trans-1,2-Dichloroethene	96		3.004				ND	
39 1,1-Dichloroethane	63		3.418				ND	
45 cis-1,2-Dichloroethene	96		3.959				ND	
43 2-Butanone (MEK)	43		4.002				ND	
50 Chloroform	83		4.275				ND	
52 Cyclohexane	56		4.373				ND	
51 1,1,1-Trichloroethane	97		4.373				ND	
55 Carbon tetrachloride	117		4.507				ND	
57 Benzene	78		4.726				ND	
58 1,2-Dichloroethane	62		4.799				ND	
62 Trichloroethene	95		5.334				ND	
64 Methylcyclohexane	83		5.437				ND	

Compound	Sig	RT (min.)	Adj RT (min.)	Dlt RT (min.)	Q	Response	OnCol Amt ug/L	Flags
65 1,2-Dichloropropane	63		5.571				ND	
68 Dichlorobromomethane	83		5.863				ND	
72 cis-1,3-Dichloropropene	75		6.277				ND	
73 4-Methyl-2-pentanone (MIBK)	43		6.429				ND	
74 Toluene	92		6.557				ND	
77 trans-1,3-Dichloropropene	75		6.849				ND	
79 1,1,2-Trichloroethane	83		7.031				ND	
81 Tetrachloroethene	166		7.080				ND	
80 2-Hexanone	43		7.269				ND	
83 Chlorodibromomethane	129		7.427				ND	
84 Ethylene Dibromide	107		7.518				ND	
87 Chlorobenzene	112		7.992				ND	
88 Ethylbenzene	91		8.084				ND	
90 m-Xylene & p-Xylene	106		8.211				ND	
91 o-Xylene	106		8.631				ND	
92 Styrene	104		8.662				ND	
95 Bromoform	173		8.905				ND	
94 Isopropylbenzene	105		9.014				ND	
97 1,1,2,2-Tetrachloroethane	83		9.446				ND	
111 1,3-Dichlorobenzene	146		10.322				ND	
113 1,4-Dichlorobenzene	146		10.414				ND	
116 1,2-Dichlorobenzene	146		10.773				ND	
117 1,2-Dibromo-3-Chloropropane	75		11.515				ND	
119 1,2,4-Trichlorobenzene	180		12.190				ND	
S 124 Xylenes, Total	1		30.000				ND	7

QC Flag Legend

Processing Flags

7 - Failed Limit of Detection

Reagents:

S_8260_IS_00352	Amount Added:	1.00	Units: uL	Run Reagent
S_8260_Surr_00407	Amount Added:	1.00	Units: uL	Run Reagent

Report Date: 07-Nov-2021 08:11:07 Chrom Revision: 2.3 22-Sep-2021 15:38:46

Eurofins TestAmerica, Buffalo

Data File: \\chromfs\Buffalo\ChromData\HP5973S\20211106-102213.b\S5787.D

Injection Date:	06-Nov-2021 17:26:30	Instrument ID:	HP5973S	Operator ID:	OI/WD
Lims ID:	480-191738-A-6	Lab Sample ID:	480-191738-6	Worklist Smp#:	12
Client ID:	TRIP BLANK				
Purge Vol:	5.000 mL	Dil. Factor:	1.0000	ALS Bottle#:	12
Method:	S-8260	Limit Group:	MV - 8260C ICAL		

Column: ZB-624 (0.18 mm)

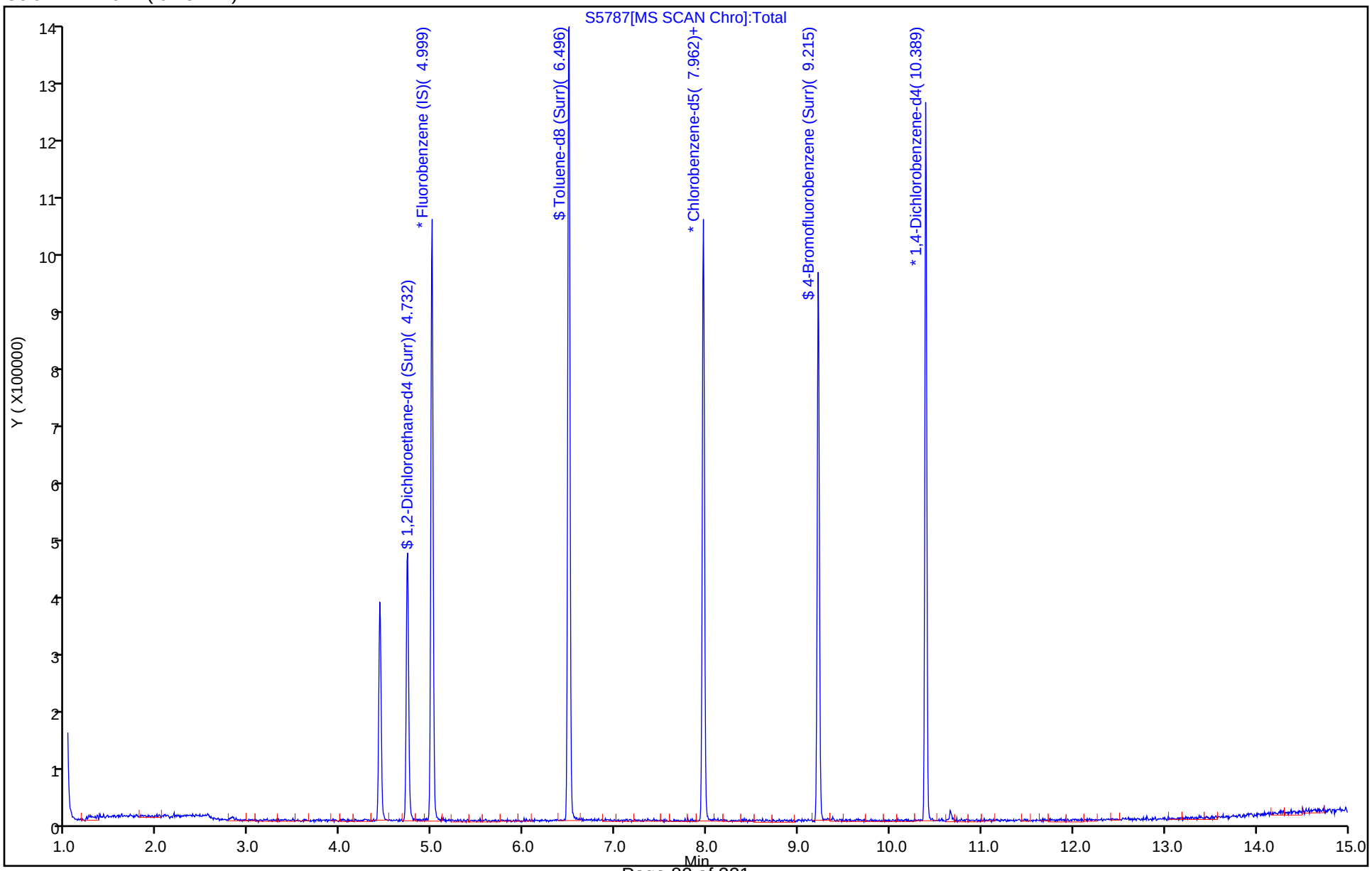

FORM VI
GC/MS VOA BY INTERNAL STANDARD - INITIAL CALIBRATION DATA
CURVE EVALUATION

Lab Name: Eurofins TestAmerica, Buffalo Job No.: 480-191738-1 Analy Batch No.: 603077

SDG No.:

Instrument ID: HP5973S GC Column: ZB-624 (20) ID: 0.18(mm) Heated Purge: (Y/N) N

Calibration Start Date: 11/02/2021 16:02 Calibration End Date: 11/02/2021 18:45 Calibration ID: 42657

Calibration Files

LEVEL:	LAB SAMPLE ID:	LAB FILE ID:
Level 1	IC 480-603077/4	S5630.D
Level 2	IC 480-603077/5	S5631.D
Level 3	IC 480-603077/6	S5632.D
Level 4	IC 480-603077/7	S5633.D
Level 5	IC 480-603077/8	S5634.D
Level 6	ICIS 480-603077/9	S5635.D
Level 7	IC 480-603077/10	S5636.D
Level 8	IC 480-603077/11	S5637.D

ANALYTE	RRF					CURVE TYPE	COEFFICIENT			#	MIN RRF	%RSD	#	MAX %RSD	R^2 OR COD	#	MIN R^2 OR COD
	LVL 1 LVL 6	LVL 2 LVL 7	LVL 3 LVL 8	LVL 4	LVL 5		B	M1	M2								
Dichlorodifluoromethane	1.4571 1.5103	1.3719 1.5482	1.5726 1.5121	1.4428	1.4016	Ave		1.4771			0.1000	4.8		20.0			
Chloromethane	2.4482 2.5968	3.0866 2.4470	2.8487 2.5004	2.6617	2.5323	Ave		2.6402			0.1000	8.5		20.0			
Vinyl chloride	1.9045 2.3007	2.2808 2.2650	2.3396 2.2202	2.2641	2.1618	Ave		2.2171			0.1000	6.2		20.0			
Butadiene	3.1040 2.7031	2.8044 2.6063	2.9293 2.6022	2.8513	2.6380	Ave		2.7798				6.4		20.0			
Bromomethane	0.8921 1.1888	1.3400 1.1277	1.2311 1.1404	1.2899	1.1731	Ave		1.1729			0.1000	11.5		20.0			
Chloroethane	1.2409 1.3272	1.4451 1.3178	1.4846 1.3290	1.3667	1.3238	Ave		1.3544			0.1000	5.7		20.0			
Trichlorofluoromethane	2.1642 2.5474	2.3138 2.4385	2.5849 2.4919	2.3412	2.3233	Ave		2.4007			0.1000	5.9		20.0			
Dichlorofluoromethane	2.5495 2.8850	3.2683 2.8452	3.3391 2.8991	3.1765	2.7172	Ave		2.9600				9.3		20.0			
Ethyl ether	2.1237 1.7579	1.7275 1.7542	2.1167 1.8196	1.7816	1.7184	Ave		1.8499				9.2		20.0			
Acrolein	0.1153 0.0969	0.1105 0.0920	0.1201 0.1055	0.1008	0.0978	Ave		0.1049				9.3		20.0			
1,1,2-Trichloro-1,2,2-trifluoroethane	+++++ 1.4425	1.2301 1.3695	1.2721 1.3691	1.3026	1.1554	Ave		1.3059			0.1000	7.4		20.0			
1,1-Dichloroethene	1.2257 1.4030	1.3328 1.3671	1.3391 1.3694	1.3800	1.2672	Ave		1.3355			0.1000	4.5		20.0			
Acetone	0.7920 0.9461	1.1901 0.9560	0.9631 0.9805	1.0238	0.9231	Ave		0.9718			0.1000	11.4		20.0			

Note: The M1 coefficient is the same as Ave RRF for an Ave curve type.

FORM VI
GC/MS VOA BY INTERNAL STANDARD - INITIAL CALIBRATION DATA
CURVE EVALUATION

Lab Name: Eurofins TestAmerica, Buffalo Job No.: 480-191738-1 Analy Batch No.: 603077

SDG No.:

Instrument ID: HP5973S GC Column: ZB-624 (20) ID: 0.18(mm) Heated Purge: (Y/N) N

Calibration Start Date: 11/02/2021 16:02 Calibration End Date: 11/02/2021 18:45 Calibration ID: 42657

ANALYTE	RRF					CURVE TYPE	COEFFICIENT			#	MIN RRF	%RSD	#	MAX %RSD	R^2 OR COD	#	MIN R^2 OR COD
	LVL 1 LVL 6	LVL 2 LVL 7	LVL 3 LVL 8	LVL 4	LVL 5		B	M1	M2								
Iodomethane	2.1575 2.3334	2.2347 2.2316	2.2451 2.2727	2.3330	2.1844	Ave		2.2491				2.8		20.0			
Carbon disulfide	5.7611 4.8492	4.6986 4.7980	5.0122 4.7937	4.8331	4.4800	Ave		4.9032			0.1000	7.7		20.0			
Allyl chloride	3.7941 3.6979	3.6691 3.6356	3.3151 3.7460	3.7243	3.2895	Ave		3.6090				5.4		20.0			
Methyl acetate	2.5400 2.2798	2.7520 2.3159	2.5297 2.4200	2.4527	2.3755	Ave		2.4582			0.1000	6.1		20.0			
Methylene Chloride	2.8124 1.7218	2.0492 1.6762	1.8463 1.7150	1.7721	1.6369	Lin1	0.4397	1.6910			0.1000				1.0000		0.9900
2-Methyl-2-propanol	0.3421 0.3332	0.3272 0.3498	0.3130 0.3576	0.3053	0.3018	Ave		0.3287				6.3		20.0			
Methyl tert-butyl ether	6.2318 5.4696	5.6347 5.4141	5.5502 5.7400	5.6985	5.3907	Ave		5.6412			0.1000	4.8		20.0			
trans-1,2-Dichloroethene	1.8167 1.7219	1.6630 1.6458	1.7993 1.6841	1.6279	1.4984	Ave		1.6821			0.1000	6.0		20.0			
Acrylonitrile	1.3609 1.2002	1.2314 1.2035	1.2444 1.2797	1.1300	1.1565	Ave		1.2258				5.9		20.0			
Hexane	2.6119 3.5175	3.1862 3.4758	3.3559 3.4393	3.2594	3.0653	Ave		3.2389				9.1		20.0			
1,1-Dichloroethane	3.6853 3.3993	3.1139 3.3987	3.2712 3.4944	3.4789	3.1453	Ave		3.3734			0.2000	5.6		20.0			
Vinyl acetate	6.8670 6.0497	6.0693 6.1561	5.8341 6.5853	5.4275	5.6773	Ave		6.0833				7.7		20.0			
2,2-Dichloropropane	1.7977 1.5023	1.5268 1.4452	1.6696 1.5560	1.7730	1.4977	Ave		1.5960				8.4		20.0			
cis-1,2-Dichloroethene	1.9781 1.8305	1.9378 1.7746	1.9070 1.8093	1.8877	1.7388	Ave		1.8580			0.1000	4.5		20.0			
2-Butanone (MEK)	1.8698 1.5646	1.2789 1.5642	1.5855 1.6616	1.4133	1.5635	Ave		1.5627			0.1000	11.0		20.0			
Chlorobromomethane	0.9666 0.8913	1.0504 0.8871	0.8835 0.9115	0.9337	0.8891	Ave		0.9266				6.2		20.0			
Tetrahydrofuran	1.2095 1.0449	1.1378 1.0307	1.1144 1.0719	1.0669	1.0266	Ave		1.0878				5.8		20.0			
Chloroform	3.7971 2.9627	2.7969 2.9328	3.1553 3.0055	3.0378	2.8555	Ave		3.0680			0.2000	10.2		20.0			

Note: The M1 coefficient is the same as Ave RRF for an Ave curve type.

FORM VI
GC/MS VOA BY INTERNAL STANDARD - INITIAL CALIBRATION DATA
CURVE EVALUATION

Lab Name: Eurofins TestAmerica, Buffalo Job No.: 480-191738-1 Analy Batch No.: 603077

SDG No.:

Instrument ID: HP5973S GC Column: ZB-624 (20) ID: 0.18(mm) Heated Purge: (Y/N) N

Calibration Start Date: 11/02/2021 16:02 Calibration End Date: 11/02/2021 18:45 Calibration ID: 42657

ANALYTE	RRF					CURVE TYPE	COEFFICIENT			#	MIN RRF	%RSD	#	MAX %RSD	R^2 OR COD	#	MIN R^2 OR COD
	LVL 1 LVL 6	LVL 2 LVL 7	LVL 3 LVL 8	LVL 4	LVL 5		B	M1	M2								
1,1,1-Trichloroethane	2.5956 2.6554	2.4235 2.5711	2.4859 2.6650	2.6328	2.3260	Ave		2.5444			0.1000	4.8		20.0			
Cyclohexane	3.3821 4.3825	3.4079 4.2639	3.6657 4.1796	3.7561	3.5894	Ave		3.8284			0.1000	10.3		20.0			
Carbon tetrachloride	1.8313 2.1216	1.5785 2.1199	1.8323 2.2065	2.0453	1.8775	Ave		1.9516			0.1000	10.7		20.0			
1,1-Dichloropropene	2.3539 2.4362	2.1956 2.4132	2.1968 2.4808	2.3181	2.2255	Ave		2.3275				4.8		20.0			
Benzene	7.3519 6.8823	6.6418 6.8680	6.9756 7.1526	6.7494	6.5135	Ave		6.8919			0.5000	3.9		20.0			
Isobutyl alcohol	0.1609 0.1747	0.1667 0.1811	0.1496 0.1879	0.1501	0.1508	Ave		0.1652				9.0		20.0			
1,2-Dichloroethane	3.7790 2.8613	2.8196 2.8079	2.9962 2.8826	3.0632	2.7494	Ave		2.9949			0.1000	11.1		20.0			
n-Heptane	3.9406 4.1540	3.8503 4.1374	4.3539 4.0882	3.6532	4.1298	Ave		4.0384				5.4		20.0			
Trichloroethene	1.7075 1.7820	1.6577 1.7338	1.6612 1.7811	1.7128	1.5390	Ave		1.6969			0.2000	4.7		20.0			
Methylcyclohexane	+++++ 3.3996	2.6814 3.3278	2.9016 3.3516	2.9060	2.8725	Ave		3.0629			0.1000	9.4		20.0			
1,2-Dichloropropane	2.4450 1.9608	2.0956 1.9300	1.9411 2.0069	1.9233	1.8734	Ave		2.0220			0.1000	9.1		20.0			
Dibromomethane	1.2537 1.0751	1.1366 1.0188	1.0261 1.0717	1.0533	1.0064	Ave		1.0802			0.1000	7.5		20.0			
1,4-Dioxane	0.0126 0.0112	0.0135 0.0107	0.0111 0.0110	0.0122	0.0130	Ave		0.0119				8.9		20.0			
Bromodichloromethane	2.1269 2.1281	2.0691 2.1448	2.0093 2.3135	2.0443	1.9580	Ave		2.0992			0.2000	5.1		20.0			
2-Chloroethyl vinyl ether	1.5175 1.4254	1.3212 1.3725	1.3799 1.5014	1.1821	1.4177	Ave		1.3897				7.6		20.0			
cis-1,3-Dichloropropene	2.9694 2.8864	2.6853 2.9191	2.8198 3.0765	2.6944	2.7093	Ave		2.8450			0.2000	5.0		20.0			
4-Methyl-2-pentanone (MIBK)	1.7644 1.5598	1.6079 1.5450	1.4842 1.5817	1.6074	1.4742	Ave		1.5781			0.1000	5.7		20.0			
Toluene	2.0224 2.1945	2.0322 2.1243	2.0782 2.2208	2.0664	1.9388	Ave		2.0847			0.4000	4.5		20.0			

Note: The M1 coefficient is the same as Ave RRF for an Ave curve type.

FORM VI
GC/MS VOA BY INTERNAL STANDARD - INITIAL CALIBRATION DATA
CURVE EVALUATION

Lab Name: Eurofins TestAmerica, Buffalo Job No.: 480-191738-1 Analy Batch No.: 603077

SDG No.:

Instrument ID: HP5973S GC Column: ZB-624 (20) ID: 0.18(mm) Heated Purge: (Y/N) N

Calibration Start Date: 11/02/2021 16:02 Calibration End Date: 11/02/2021 18:45 Calibration ID: 42657

ANALYTE	RRF					CURVE TYPE	COEFFICIENT			#	MIN RRF	%RSD	#	MAX %RSD	R^2 OR COD	#	MIN R^2 OR COD
	LVL 1 LVL 6	LVL 2 LVL 7	LVL 3 LVL 8	LVL 4	LVL 5		B	M1	M2								
trans-1,3-Dichloropropene	1.2100 1.3746	1.2443 1.3649	1.3617 1.4306	1.2282	1.2252	Ave		1.3049			0.1000	6.6		20.0			
Ethyl methacrylate	1.2549 1.3037	1.2414 1.2755	1.1937 1.3543	1.2618	1.2116	Ave		1.2621				4.0		20.0			
1,1,2-Trichloroethane	0.7739 0.6513	0.6149 0.6295	0.6831 0.6584	0.5796	0.6109	Ave		0.6502			0.1000	9.1		20.0			
Tetrachloroethene	0.9362 0.9304	0.8610 0.9214	0.8765 0.9252	0.9114	0.8135	Ave		0.8970			0.2000	4.8		20.0			
1,3-Dichloropropane	1.4819 1.3999	1.4572 1.3703	1.3259 1.4255	1.3448	1.2902	Ave		1.3869				4.8		20.0			
2-Hexanone	1.1820 1.1362	1.0763 1.1136	1.1120 1.1561	1.1380	1.0890	Ave		1.1254			0.1000	3.1		20.0			
Dibromochloromethane	0.7235 0.7338	0.6980 0.7669	0.6097 0.8346	0.7106	0.6656	Ave		0.7178			0.1000	9.3		20.0			
1,2-Dibromoethane	0.9606 0.8232	0.8540 0.8193	0.8017 0.8431	0.7910	0.7431	Ave		0.8295				7.6		20.0			
Chlorobenzene	2.5136 2.4372	2.2256 2.3512	2.4492 2.4520	2.3504	2.1847	Ave		2.3705			0.5000	4.9		20.0			
Ethylbenzene	4.0568 4.1901	3.6340 4.1136	3.9118 4.2601	3.7610	3.7014	Ave		3.9536			0.1000	6.0		20.0			
1,1,1,2-Tetrachloroethane	0.8307 0.8318	0.6966 0.8457	0.7927 0.8734	0.8004	0.7557	Ave		0.8034				7.0		20.0			
m,p-Xylene	1.4569 1.6914	1.4063 1.6209	1.6226 1.6463	1.5516	1.4335	Ave		1.5537			0.1000	7.0		20.0			
o-Xylene	1.4446 1.6232	1.5711 1.5699	1.5185 1.6016	1.5443	1.4323	Ave		1.5382			0.3000	4.5		20.0			
Styrene	2.3956 2.6481	2.3563 2.5825	2.3465 2.7641	2.2787	2.2576	Ave		2.4537			0.3000	7.6		20.0			
Bromoform	0.5257 0.5019	0.4240 0.5157	0.4105 0.5783	0.4563	0.4422	Ave		0.4818			0.1000	12.0		20.0			
Isopropylbenzene	3.9925 4.7028	4.3065 4.5740	4.0682 4.7986	4.2225	4.0683	Ave		4.3417			0.1000	7.2		20.0			
Bromobenzene	1.1970 1.0746	1.1428 1.0178	1.0808 1.0736	0.9628	1.0305	Ave		1.0725				6.8		20.0			
1,1,2,2-Tetrachloroethane	1.2557 1.2429	1.1916 1.2213	1.2077 1.2732	1.2890	1.1644	Ave		1.2307			0.3000	3.4		20.0			

Note: The M1 coefficient is the same as Ave RRF for an Ave curve type.

FORM VI
GC/MS VOA BY INTERNAL STANDARD - INITIAL CALIBRATION DATA
CURVE EVALUATION

Lab Name: Eurofins TestAmerica, Buffalo Job No.: 480-191738-1 Analy Batch No.: 603077

SDG No.:

Instrument ID: HP5973S GC Column: ZB-624 (20) ID: 0.18(mm) Heated Purge: (Y/N) N

Calibration Start Date: 11/02/2021 16:02 Calibration End Date: 11/02/2021 18:45 Calibration ID: 42657

ANALYTE	RRF					CURVE TYPE	COEFFICIENT			#	MIN RRF	%RSD	#	MAX %RSD	R^2 OR COD	#	MIN R^2 OR COD
	LVL 1 LVL 6	LVL 2 LVL 7	LVL 3 LVL 8	LVL 4	LVL 5		B	M1	M2								
N-Propylbenzene	4.3967 5.4905	4.7057 5.3661	4.8085 5.6334	4.9090	4.7820	Ave		5.0115				8.7		20.0			
1,2,3-Trichloropropane	0.4605 0.4232	0.4766 0.3962	0.4245 0.4142	0.4166	0.3868	Ave		0.4248				7.1		20.0			
trans-1,4-Dichloro-2-butene	+++++ 0.3306	0.1688 0.3448	0.1412 0.4031	0.1920	0.2507	Lin	-1.185	0.4043							0.9950		0.9900
2-Chlorotoluene	1.0342 1.0906	1.0212 1.0234	1.1024 1.0631	1.0121	0.9803	Ave		1.0409				4.0		20.0			
1,3,5-Trimethylbenzene	3.4926 4.0108	3.3917 3.9035	3.6674 4.1448	3.6434	3.4715	Ave		3.7157				7.4		20.0			
4-Chlorotoluene	1.0072 1.1097	0.9458 1.0502	0.9738 1.1157	1.0645	1.0037	Ave		1.0338				6.0		20.0			
tert-Butylbenzene	0.6808 0.9286	0.7471 0.8909	0.7951 0.9154	0.8262	0.7931	Ave		0.8222				10.5		20.0			
1,2,4-Trimethylbenzene	3.7055 4.0747	3.5947 3.9211	3.7419 4.1936	3.8714	3.6570	Ave		3.8450				5.5		20.0			
sec-Butylbenzene	3.9602 5.2208	3.8040 5.1011	4.6482 5.3515	4.5569	4.4162	Ave		4.6324				12.3		20.0			
1,3-Dichlorobenzene	2.0584 2.2224	2.1056 2.0819	2.2675 2.1998	2.0657	2.0250	Ave		2.1283			0.6000	4.2		20.0			
4-Isopropyltoluene	3.2708 4.9049	3.8325 4.7586	4.2961 4.9846	4.3536	4.0686	Ave		4.3087				13.5		20.0			
1,4-Dichlorobenzene	2.2573 2.1934	1.9982 2.1298	2.1110 2.2423	2.1278	2.0052	Ave		2.1331			0.5000	4.6		20.0			
n-Butylbenzene	3.6156 4.1080	3.4963 3.9644	3.7743 4.1044	3.6893	3.5735	Ave		3.7907				6.3		20.0			
1,2-Dichlorobenzene	2.1808 2.1393	2.1648 2.0745	2.1732 2.1819	2.1154	1.9695	Ave		2.1249			0.4000	3.4		20.0			
1,2-Dibromo-3-Chloropropane	0.2337 0.2681	0.2678 0.2644	0.2526 0.3065	0.2739	0.2556	Ave		0.2654			0.0500	7.8		20.0			
1,2,4-Trichlorobenzene	1.5392 1.7063	1.5778 1.6605	1.7779 1.7484	1.7415	1.6007	Ave		1.6690			0.2000	5.3		20.0			
Hexachlorobutadiene	0.6169 0.8465	0.6362 0.8143	0.7624 0.8339	0.8024	0.7186	Ave		0.7539				11.7		20.0			
Naphthalene	4.5332 5.1465	4.7951 5.0975	4.6554 5.4935	5.1793	4.7365	Ave		4.9546				6.6		20.0			

Note: The M1 coefficient is the same as Ave RRF for an Ave curve type.

FORM VI
GC/MS VOA BY INTERNAL STANDARD - INITIAL CALIBRATION DATA
CURVE EVALUATION

Lab Name: Eurofins TestAmerica, Buffalo Job No.: 480-191738-1 Analy Batch No.: 603077

SDG No.:

Instrument ID: HP5973S GC Column: ZB-624 (20) ID: 0.18(mm) Heated Purge: (Y/N) N

Calibration Start Date: 11/02/2021 16:02 Calibration End Date: 11/02/2021 18:45 Calibration ID: 42657

ANALYTE	RRF					CURVE TYPE	COEFFICIENT			#	MIN RRF	%RSD	#	MAX %RSD	R^2 OR COD	#	MIN R^2 OR COD
	LVL 1 LVL 6	LVL 2 LVL 7	LVL 3 LVL 8	LVL 4	LVL 5		B	M1	M2								
1,2,3-Trichlorobenzene	1.8756 1.6710	1.6352 1.6415	1.5465 1.7074	1.7912	1.5634	Ave		1.6790				6.6		20.0			
Dibromofluoromethane (Surr)	1.2492 1.2014	1.2869 1.2217	1.2260 1.2598	1.3061	1.2199	Ave		1.2464				2.9		20.0			
1,2-Dichloroethane-d4 (Surr)	0.8874 0.8589	0.9132 0.8271	0.8692 0.8805	0.9267	0.8635	Ave		0.8783				3.6		20.0			
Toluene-d8 (Surr)	2.5449 2.6029	2.5975 2.4995	2.5551 2.5994	2.6900	2.4260	Ave		2.5644				3.1		20.0			
4-Bromofluorobenzene (Surr)	0.7714 0.7641	0.7654 0.7559	0.7671 0.7658	0.8041	0.7436	Ave		0.7672				2.2		20.0			

Note: The M1 coefficient is the same as Ave RRF for an Ave curve type.

FORM VI
GC/MS VOA BY INTERNAL STANDARD - INITIAL CALIBRATION DATA
RESPONSE AND CONCENTRATION

Lab Name: Eurofins TestAmerica, Buffalo Job No.: 480-191738-1 Analy Batch No.: 603077

SDG No.:

Instrument ID: HP5973S GC Column: ZB-624 (20) ID: 0.18(mm) Heated Purge: (Y/N) N

Calibration Start Date: 11/02/2021 16:02 Calibration End Date: 11/02/2021 18:45 Calibration ID: 42657

Calibration Files

LEVEL:	LAB SAMPLE ID:	LAB FILE ID:
Level 1	IC 480-603077/4	S5630.D
Level 2	IC 480-603077/5	S5631.D
Level 3	IC 480-603077/6	S5632.D
Level 4	IC 480-603077/7	S5633.D
Level 5	IC 480-603077/8	S5634.D
Level 6	ICIS 480-603077/9	S5635.D
Level 7	IC 480-603077/10	S5636.D
Level 8	IC 480-603077/11	S5637.D

ANALYTE	IS REF	CURVE TYPE	RESPONSE					CONCENTRATION (UG/L)				
			LVL 1 LVL 6	LVL 2 LVL 7	LVL 3 LVL 8	LVL 4	LVL 5	LVL 1 LVL 6	LVL 2 LVL 7	LVL 3 LVL 8	LVL 4	LVL 5
Dichlorodifluoromethane	FB	Ave	4993 270860	9286 574247	22092 1079982	47203	99843	0.500 25.0	1.00 50.0	2.00 100	5.00	10.0
Chloromethane	FB	Ave	8389 465704	20892 907626	40018 1785840	87084	180388	0.500 25.0	1.00 50.0	2.00 100	5.00	10.0
Vinyl chloride	FB	Ave	6526 412613	15438 840122	32866 1585739	74075	153993	0.500 25.0	1.00 50.0	2.00 100	5.00	10.0
Butadiene	FB	Ave	10636 484765	18982 966682	41150 1858539	93286	187912	0.500 25.0	1.00 50.0	2.00 100	5.00	10.0
Bromomethane	FB	Ave	3057 213199	9070 418262	17295 814530	42203	83565	0.500 25.0	1.00 50.0	2.00 100	5.00	10.0
Chloroethane	FB	Ave	4252 238012	9781 488772	20856 949230	44714	94300	0.500 25.0	1.00 50.0	2.00 100	5.00	10.0
Trichlorofluoromethane	FB	Ave	7416 456853	15661 904468	36312 1779762	76598	165500	0.500 25.0	1.00 50.0	2.00 100	5.00	10.0
Dichlorofluoromethane	FB	Ave	8736 517401	22122 1055292	46907 2070653	103927	193556	0.500 25.0	1.00 50.0	2.00 100	5.00	10.0
Ethyl ether	FB	Ave	7277 315262	11693 650633	29735 1299589	58289	122409	0.500 25.0	1.00 50.0	2.00 100	5.00	10.0
Acrolein	FB	Ave	1976 86863	3740 170632	8435 376914	16496	34842	2.50 125	5.00 250	10.0 500	25.0	50.0
1,1,2-Trichloro-1,2,2-trifluoroethane	FB	Ave	+++++ 258696	8326 507972	17870 977869	42618	82304	+++++ 25.0	1.00 50.0	2.00 100	5.00	10.0
1,1-Dichloroethene	FB	Ave	4200 251619	9021 507070	18812 978069	45151	90268	0.500 25.0	1.00 50.0	2.00 100	5.00	10.0
Acetone	FB	Ave	13569	40275	67647	167483	328792	2.50	5.00	10.0	25.0	50.0

FORM VI
GC/MS VOA BY INTERNAL STANDARD - INITIAL CALIBRATION DATA
RESPONSE AND CONCENTRATION

Lab Name: Eurofins TestAmerica, Buffalo Job No.: 480-191738-1 Analy Batch No.: 603077

SDG No.:

Instrument ID: HP5973S GC Column: ZB-624 (20) ID: 0.18(mm) Heated Purge: (Y/N) N

Calibration Start Date: 11/02/2021 16:02 Calibration End Date: 11/02/2021 18:45 Calibration ID: 42657

ANALYTE	IS REF	CURVE TYPE	RESPONSE					CONCENTRATION (UG/L)				
			LVL 1 LVL 6	LVL 2 LVL 7	LVL 3 LVL 8	LVL 4	LVL 5	LVL 1 LVL 6	LVL 2 LVL 7	LVL 3 LVL 8	LVL 4	LVL 5
			848368	1772857	3501435			125	250	500		
Iodomethane	FB	Ave	7393 418475	15126 827723	31539 1623213	76328	155605	0.500 25.0	1.00 50.0	2.00 100	5.00	10.0
Carbon disulfide	FB	Ave	19741 869643	31803 1779607	70411 3423847	158126	319129	0.500 25.0	1.00 50.0	2.00 100	5.00	10.0
Allyl chloride	FB	Ave	13001 663172	24835 1348474	46570 2675514	121849	234323	0.500 25.0	1.00 50.0	2.00 100	5.00	10.0
Methyl acetate	FB	Ave	17407 817707	37254 1718005	71073 3456876	160491	338435	1.00 50.0	2.00 100	4.00 200	10.0	20.0
Methylene Chloride	FB	Lin1	9637 308786	13870 621699	25937 1224895	57978	116604	0.500 25.0	1.00 50.0	2.00 100	5.00	10.0
2-Methyl-2-propanol	FB	Ave	11723 597527	22146 1297519	43968 2553772	99881	215016	5.00 250	10.0 500	20.0 1000	50.0	100
Methyl tert-butyl ether	FB	Ave	21354 980913	38139 2008119	77969 4099693	186440	383998	0.500 25.0	1.00 50.0	2.00 100	5.00	10.0
trans-1,2-Dichloroethene	FB	Ave	6225 308799	11256 610456	25277 1202804	53259	106734	0.500 25.0	1.00 50.0	2.00 100	5.00	10.0
Acrylonitrile	FB	Ave	46633 2152365	83347 4464062	174819 9140060	369711	823801	5.00 250	10.0 500	20.0 1000	50.0	100
Hexane	FB	Ave	8950 630826	21566 1289187	47144 2456428	106638	218357	0.500 25.0	1.00 50.0	2.00 100	5.00	10.0
1,1-Dichloroethane	FB	Ave	12628 609635	21077 1260619	45954 2495797	113820	224054	0.500 25.0	1.00 50.0	2.00 100	5.00	10.0
Vinyl acetate	FB	Ave	47061 2169898	82162 4566664	163913 9406804	355146	808834	1.00 50.0	2.00 100	4.00 200	10.0	20.0
2,2-Dichloropropane	FB	Ave	6160 269413	10334 536034	23455 1111352	58008	106687	0.500 25.0	1.00 50.0	2.00 100	5.00	10.0
cis-1,2-Dichloroethene	FB	Ave	6778 328275	13116 658228	26790 1292249	61761	123859	0.500 25.0	1.00 50.0	2.00 100	5.00	10.0
2-Butanone (MEK)	FB	Ave	32036 1402997	43282 2900915	111365 5933675	231198	556862	2.50 125	5.00 250	10.0 500	25.0	50.0
Chlorobromomethane	FB	Ave	3312 159842	7110 329026	12411 651016	30548	63334	0.500 25.0	1.00 50.0	2.00 100	5.00	10.0
Tetrahydrofuran	FB	Ave	8289 374785	15402 764585	31311 1531108	69812	146264	1.00 50.0	2.00 100	4.00 200	10.0	20.0
Chloroform	FB	Ave	13011	18931	44326	99387	203410	0.500	1.00	2.00	5.00	10.0

FORM VI
GC/MS VOA BY INTERNAL STANDARD - INITIAL CALIBRATION DATA
RESPONSE AND CONCENTRATION

Lab Name: Eurofins TestAmerica, Buffalo Job No.: 480-191738-1 Analy Batch No.: 603077

SDG No.:

Instrument ID: HP5973S GC Column: ZB-624 (20) ID: 0.18(mm) Heated Purge: (Y/N) N

Calibration Start Date: 11/02/2021 16:02 Calibration End Date: 11/02/2021 18:45 Calibration ID: 42657

ANALYTE	IS REF	CURVE TYPE	RESPONSE					CONCENTRATION (UG/L)				
			LVL 1 LVL 6	LVL 2 LVL 7	LVL 3 LVL 8	LVL 4	LVL 5	LVL 1 LVL 6	LVL 2 LVL 7	LVL 3 LVL 8	LVL 4	LVL 5
			531335	1087790	2146639			25.0	50.0	100		
1,1,1-Trichloroethane	FB	Ave	8894 476220	16404 953640	34922 1903440	86139	165688	0.500 25.0	1.00 50.0	2.00 100	5.00	10.0
Cyclohexane	FB	Ave	11589 785946	23067 1581525	51496 2985238	122888	255689	0.500 25.0	1.00 50.0	2.00 100	5.00	10.0
Carbon tetrachloride	FB	Ave	6275 380482	10684 786289	25740 1575974	66918	133743	0.500 25.0	1.00 50.0	2.00 100	5.00	10.0
1,1-Dichloropropene	FB	Ave	8066 436902	14861 895089	30861 1771858	75842	158529	0.500 25.0	1.00 50.0	2.00 100	5.00	10.0
Benzene	FB	Ave	25192 1234262	44956 2547413	97993 5108587	220820	463981	0.500 25.0	1.00 50.0	2.00 100	5.00	10.0
Isobutyl alcohol	FB	Ave	13783 783333	28204 1679380	52536 3354477	122771	268490	12.5 625	25.0 1250	50.0 2500	125	250
1,2-Dichloroethane	FB	Ave	12949 513137	19085 1041479	42090 2058820	100218	195853	0.500 25.0	1.00 50.0	2.00 100	5.00	10.0
n-Heptane	FB	Ave	13503 744973	26061 1534608	61163 2919935	119523	294182	0.500 25.0	1.00 50.0	2.00 100	5.00	10.0
Trichloroethene	FB	Ave	5851 319579	11220 643094	23336 1272096	56039	109627	0.500 25.0	1.00 50.0	2.00 100	5.00	10.0
Methylcyclohexane	FB	Ave	+++++ 609682	18149 1234323	40762 2393816	95076	204618	+++++ 25.0	1.00 50.0	2.00 100	5.00	10.0
1,2-Dichloropropane	FB	Ave	8378 351652	14184 715849	27268 1433384	62924	133451	0.500 25.0	1.00 50.0	2.00 100	5.00	10.0
Dibromomethane	FB	Ave	4296 192809	7693 377866	14415 765411	34460	71691	0.500 25.0	1.00 50.0	2.00 100	5.00	10.0
1,4-Dioxane	CBNZ d5	Ave	1834 80789	3703 160370	6500 323412	15695	39490	10.0 500	20.0 1000	40.0 2000	100	200
Bromodichloromethane	FB	Ave	7288 381652	14005 795538	28226 1652407	66883	139473	0.500 25.0	1.00 50.0	2.00 100	5.00	10.0
2-Chloroethyl vinyl ether	FB	Ave	5200 255631	8943 509088	19385 1072358	38676	100991	0.500 25.0	1.00 50.0	2.00 100	5.00	10.0
cis-1,3-Dichloropropene	FB	Ave	10175 517642	18176 1082735	39613 2197358	88154	192994	0.500 25.0	1.00 50.0	2.00 100	5.00	10.0
4-Methyl-2-pentanone (MIBK)	CBNZ d5	Ave	64312	109922	216844	516094	1117523	2.50	5.00	10.0	25.0	50.0

FORM VI
GC/MS VOA BY INTERNAL STANDARD - INITIAL CALIBRATION DATA
RESPONSE AND CONCENTRATION

Lab Name: Eurofins TestAmerica, Buffalo Job No.: 480-191738-1 Analy Batch No.: 603077

SDG No.:

Instrument ID: HP5973S GC Column: ZB-624 (20) ID: 0.18(mm) Heated Purge: (Y/N) N

Calibration Start Date: 11/02/2021 16:02 Calibration End Date: 11/02/2021 18:45 Calibration ID: 42657

ANALYTE	IS REF	CURVE TYPE	RESPONSE					CONCENTRATION (UG/L)				
			LVL 1 LVL 6	LVL 2 LVL 7	LVL 3 LVL 8	LVL 4	LVL 5	LVL 1 LVL 6	LVL 2 LVL 7	LVL 3 LVL 8	LVL 4	LVL 5
			2802112	5807465	11667486			125	250	500		
Toluene	CBNZ d5	Ave	14743 788496	27786 1596990	60726 3276411	132694	293949	0.500 25.0	1.00 50.0	2.00 100	5.00	10.0
trans-1,3-Dichloropropene	CBNZ d5	Ave	8821 493905	17013 1026085	39790 2110606	78871	185753	0.500 25.0	1.00 50.0	2.00 100	5.00	10.0
Ethyl methacrylate	CBNZ d5	Ave	9148 468433	16973 958896	34880 1998063	81029	183695	0.500 25.0	1.00 50.0	2.00 100	5.00	10.0
1,1,2-Trichloroethane	CBNZ d5	Ave	5642 234002	8407 473201	19961 971288	37217	92626	0.500 25.0	1.00 50.0	2.00 100	5.00	10.0
Tetrachloroethene	CBNZ d5	Ave	6825 334302	11772 692705	25611 1365016	58524	123333	0.500 25.0	1.00 50.0	2.00 100	5.00	10.0
1,3-Dichloropropane	CBNZ d5	Ave	10803 502969	19924 1030102	38743 2103073	86356	195608	0.500 25.0	1.00 50.0	2.00 100	5.00	10.0
2-Hexanone	CBNZ d5	Ave	43085 2041187	73582 4185614	162468 8528060	365398	825553	2.50 125	5.00 250	10.0 500	25.0	50.0
Dibromochloromethane	CBNZ d5	Ave	5274 263644	9544 576546	17815 1231364	45633	100919	0.500 25.0	1.00 50.0	2.00 100	5.00	10.0
1,2-Dibromoethane	CBNZ d5	Ave	7003 295795	11677 615882	23427 1243811	50794	112659	0.500 25.0	1.00 50.0	2.00 100	5.00	10.0
Chlorobenzene	CBNZ d5	Ave	18324 875704	30430 1767526	71567 3617450	150932	331221	0.500 25.0	1.00 50.0	2.00 100	5.00	10.0
Ethylbenzene	CBNZ d5	Ave	29574 1505507	49688 3092401	114305 6284995	241519	561174	0.500 25.0	1.00 50.0	2.00 100	5.00	10.0
1,1,1,2-Tetrachloroethane	CBNZ d5	Ave	6056	9525	23164	51397	114573	0.500	1.00	2.00	5.00	10.0

FORM VI
GC/MS VOA BY INTERNAL STANDARD - INITIAL CALIBRATION DATA
RESPONSE AND CONCENTRATION

Lab Name: Eurofins TestAmerica, Buffalo Job No.: 480-191738-1 Analy Batch No.: 603077

SDG No.:

Instrument ID: HP5973S GC Column: ZB-624 (20) ID: 0.18(mm) Heated Purge: (Y/N) N

Calibration Start Date: 11/02/2021 16:02 Calibration End Date: 11/02/2021 18:45 Calibration ID: 42657

ANALYTE	IS REF	CURVE TYPE	RESPONSE					CONCENTRATION (UG/L)				
			LVL 1 LVL 6	LVL 2 LVL 7	LVL 3 LVL 8	LVL 4	LVL 5	LVL 1 LVL 6	LVL 2 LVL 7	LVL 3 LVL 8	LVL 4	LVL 5
			298852	635735	1288582			25.0	50.0	100		
m,p-Xylene	CBNZ d5	Ave	10621	19228	47413	99640	217344	0.500	1.00	2.00	5.00	10.0
			607719	1218492	2428905			25.0	50.0	100		
o-Xylene	CBNZ d5	Ave	10531	21481	44371	99166	217150	0.500	1.00	2.00	5.00	10.0
			583235	1180170	2362851			25.0	50.0	100		
Styrene	CBNZ d5	Ave	17464	32217	68566	146332	342283	0.500	1.00	2.00	5.00	10.0
			951480	1941408	4078027			25.0	50.0	100		
Bromoform	CBNZ d5	Ave	3832	5798	11995	29305	67041	0.500	1.00	2.00	5.00	10.0
			180348	387682	853207			25.0	50.0	100		
Isopropylbenzene	DCBd 4	Ave	27007	53214	107116	254884	559699	0.500	1.00	2.00	5.00	10.0
			1535597	3199552	6443216			25.0	50.0	100		
Bromobenzene	DCBd 4	Ave	8097	14121	28458	58117	141771	0.500	1.00	2.00	5.00	10.0
			350876	711984	1441618			25.0	50.0	100		
1,1,2,2-Tetrachloroethane	DCBd 4	Ave	8494	14724	31798	77809	160194	0.500	1.00	2.00	5.00	10.0
			405859	854323	1709579			25.0	50.0	100		
N-Propylbenzene	DCBd 4	Ave	29741	58147	126610	296318	657884	0.500	1.00	2.00	5.00	10.0
			1792822	3753644	7564216			25.0	50.0	100		
1,2,3-Trichloropropane	DCBd 4	Ave	3115	5889	11177	25149	53208	0.500	1.00	2.00	5.00	10.0
			138201	277158	556135			25.0	50.0	100		
trans-1,4-Dichloro-2-butene	DCBd 4	Lin	+++++	2086	3719	11592	34484	+++++	1.00	2.00	5.00	10.0
			107949	241186	541205			25.0	50.0	100		
2-Chlorotoluene	DCBd 4	Ave	6996	12619	29026	61094	134865	0.500	1.00	2.00	5.00	10.0
			356105	715845	1427465			25.0	50.0	100		
1,3,5-Trimethylbenzene	DCBd 4	Ave	23625	41910	96563	219925	477589	0.500	1.00	2.00	5.00	10.0

FORM VI
GC/MS VOA BY INTERNAL STANDARD - INITIAL CALIBRATION DATA
RESPONSE AND CONCENTRATION

Lab Name: Eurofins TestAmerica, Buffalo Job No.: 480-191738-1 Analy Batch No.: 603077

SDG No.:

Instrument ID: HP5973S GC Column: ZB-624 (20) ID: 0.18(mm) Heated Purge: (Y/N) N

Calibration Start Date: 11/02/2021 16:02 Calibration End Date: 11/02/2021 18:45 Calibration ID: 42657

ANALYTE	IS REF	CURVE TYPE	RESPONSE					CONCENTRATION (UG/L)				
			LVL 1 LVL 6	LVL 2 LVL 7	LVL 3 LVL 8	LVL 4	LVL 5	LVL 1 LVL 6	LVL 2 LVL 7	LVL 3 LVL 8	LVL 4	LVL 5
			1309631	2730550	5565428			25.0	50.0	100		
4-Chlorotoluene	DCBd 4	Ave	6813	11687	25640	64255	138090	0.500	1.00	2.00	5.00	10.0
			362338	734652	1498120			25.0	50.0	100		
tert-Butylbenzene	DCBd 4	Ave	4605	9232	20936	49874	109115	0.500	1.00	2.00	5.00	10.0
			303221	623224	1229106			25.0	50.0	100		
1,2,4-Trimethylbenzene	DCBd 4	Ave	25065	44419	98526	233689	503113	0.500	1.00	2.00	5.00	10.0
			1330522	2742823	5630911			25.0	50.0	100		
sec-Butylbenzene	DCBd 4	Ave	26788	47005	122389	275064	607569	0.500	1.00	2.00	5.00	10.0
			1704762	3568243	7185604			25.0	50.0	100		
1,3-Dichlorobenzene	DCBd 4	Ave	13924	26018	59704	124689	278586	0.500	1.00	2.00	5.00	10.0
			725678	1456320	2953701			25.0	50.0	100		
4-Isopropyltoluene	DCBd 4	Ave	22125	47357	113118	262792	559742	0.500	1.00	2.00	5.00	10.0
			1601604	3328699	6693040			25.0	50.0	100		
1,4-Dichlorobenzene	DCBd 4	Ave	15269	24691	55582	128437	275870	0.500	1.00	2.00	5.00	10.0
			716227	1489834	3010838			25.0	50.0	100		
n-Butylbenzene	DCBd 4	Ave	24457	43203	99379	222693	491631	0.500	1.00	2.00	5.00	10.0
			1341386	2773126	5511120			25.0	50.0	100		
1,2-Dichlorobenzene	DCBd 4	Ave	14752	26750	57221	127694	270950	0.500	1.00	2.00	5.00	10.0
			698559	1451128	2929697			25.0	50.0	100		
1,2-Dibromo-3-Chloropropane	DCBd 4	Ave	1581	3309	6652	16535	35171	0.500	1.00	2.00	5.00	10.0
			87558	184981	411526			25.0	50.0	100		
1,2,4-Trichlorobenzene	DCBd 4	Ave	10412	19496	46812	105123	220212	0.500	1.00	2.00	5.00	10.0
			557155	1161545	2347701			25.0	50.0	100		
Hexachlorobutadiene	DCBd 4	Ave	4173	7861	20073	48432	98864	0.500	1.00	2.00	5.00	10.0

FORM VI
GC/MS VOA BY INTERNAL STANDARD - INITIAL CALIBRATION DATA
RESPONSE AND CONCENTRATION

Lab Name: Eurofins TestAmerica, Buffalo Job No.: 480-191738-1 Analy Batch No.: 603077

SDG No.:

Instrument ID: HP5973S GC Column: ZB-624 (20) ID: 0.18(mm) Heated Purge: (Y/N) N

Calibration Start Date: 11/02/2021 16:02 Calibration End Date: 11/02/2021 18:45 Calibration ID: 42657

ANALYTE	IS REF	CURVE TYPE	RESPONSE					CONCENTRATION (UG/L)				
			LVL 1 LVL 6	LVL 2 LVL 7	LVL 3 LVL 8	LVL 4	LVL 5	LVL 1 LVL 6	LVL 2 LVL 7	LVL 3 LVL 8	LVL 4	LVL 5
			276398	569616	1119714			25.0	50.0	100		
Naphthalene	DCBd 4	Ave	30664	59252	122578	312637	651622	0.500	1.00	2.00	5.00	10.0
			1680499	3565755	7376368			25.0	50.0	100		
1,2,3-Trichlorobenzene	DCBd 4	Ave	12687	20206	40720	108123	215084	0.500	1.00	2.00	5.00	10.0
			545634	1148267	2292638			25.0	50.0	100		
Dibromofluoromethane (Surr)	FB	Ave	214034	217764	215281	213661	217249	25.0	25.0	25.0	25.0	25.0
			215457	226578	224943			25.0	25.0	25.0		
1,2-Dichloroethane-d4 (Surr)	FB	Ave	152032	154531	152630	151601	153773	25.0	25.0	25.0	25.0	25.0
			154041	153384	157214			25.0	25.0	25.0		
Toluene-d8 (Surr)	CBNZ d5	Ave	927613	887886	933248	863710	919524	25.0	25.0	25.0	25.0	25.0
			935236	939497	958731			25.0	25.0	25.0		
4-Bromofluorobenzene (Surr)	CBNZ d5	Ave	281164	261625	280170	258175	281844	25.0	25.0	25.0	25.0	25.0
			274527	284110	282465			25.0	25.0	25.0		

Curve Type Legend

Ave = Average ISTD
Lin = Linear ISTD
Lin1 = Linear 1/conc ISTD

FORM VI
GC/MS VOA BY INTERNAL STANDARD - INITIAL CALIBRATION DATA
READBACK PERCENT ERROR

Lab Name: Eurofins TestAmerica, Buffalo Job No.: 480-191738-1 Analy Batch No.: 603077

SDG No.:

Instrument ID: HP5973S GC Column: ZB-624 (20) ID: 0.18(mm) Heated Purge: (Y/N) N

Calibration Start Date: 11/02/2021 16:02 Calibration End Date: 11/02/2021 18:45 Calibration ID: 42657

Calibration Files

LEVEL:	LAB SAMPLE ID:	LAB FILE ID:
Level 1	IC 480-603077/4	S5630.D
Level 2	IC 480-603077/5	S5631.D
Level 3	IC 480-603077/6	S5632.D
Level 4	IC 480-603077/7	S5633.D
Level 5	IC 480-603077/8	S5634.D
Level 6	ICIS 480-603077/9	S5635.D
Level 7	IC 480-603077/10	S5636.D
Level 8	IC 480-603077/11	S5637.D

ANALYTE	PERCENT ERROR						PERCENT ERROR LIMIT					
	LVL 1 # LVL 7 #	LVL 2 # LVL 8 #	LVL 3 #	LVL 4 #	LVL 5 #	LVL 6 #	LVL 1 LVL 7	LVL 2 LVL 8	LVL 3	LVL 4	LVL 5	LVL 6
Dichlorodifluoromethane	-1.4						30					
Chloromethane	-7.3						30					
Vinyl chloride	-14.1						30					
Butadiene	11.7						30					
Bromomethane	-23.9						30					
Chloroethane	-8.4						30					
Trichlorofluoromethane	-9.8						30					
Dichlorofluoromethane	-13.9						30					
Ethyl ether	14.8						30					
Acrolein	10.0						30					
1,1,2-Trichloro-1,2,2-trifluoroethane	+++++	-5.8						30				
1,1-Dichloroethene	-8.2						30					
Acetone	-18.5						30					
Iodomethane	-4.1						30					
Carbon disulfide	17.5						30					

FORM VI
GC/MS VOA BY INTERNAL STANDARD - INITIAL CALIBRATION DATA
READBACK PERCENT ERROR

Lab Name: Eurofins TestAmerica, Buffalo Job No.: 480-191738-1 Analy Batch No.: 603077

SDG No.:

Instrument ID: HP5973S GC Column: ZB-624 (20) ID: 0.18(mm) Heated Purge: (Y/N) N

Calibration Start Date: 11/02/2021 16:02 Calibration End Date: 11/02/2021 18:45 Calibration ID: 42657

ANALYTE	PERCENT ERROR						PERCENT ERROR LIMIT					
	LVL 1 # LVL 7 #	LVL 2 # LVL 8 #	LVL 3 #	LVL 4 #	LVL 5 #	LVL 6 #	LVL 1 LVL 7	LVL 2 LVL 8	LVL 3	LVL 4	LVL 5	LVL 6
Allyl chloride	5.1						30					
Methyl acetate	3.3						30					
Methylene Chloride	14.3						30					
2-Methyl-2-propanol	4.1						30					
Methyl tert-butyl ether	10.5						30					
trans-1,2-Dichloroethene	8.0						30					
Acrylonitrile	11.0						30					
Hexane	-19.4						30					
1,1-Dichloroethane	9.2						30					
Vinyl acetate	12.9						30					
2,2-Dichloropropane	12.6						30					
cis-1,2-Dichloroethene	6.5						30					
2-Butanone (MEK)	19.7						30					
Chlorobromomethane	4.3						30					
Tetrahydrofuran	11.2						30					
Chloroform	23.8						30					
1,1,1-Trichloroethane	2.0						30					
Cyclohexane	-11.7						30					
Carbon tetrachloride	-6.2						30					
1,1-Dichloropropene	1.1						30					
Benzene	6.7						30					

FORM VI
GC/MS VOA BY INTERNAL STANDARD - INITIAL CALIBRATION DATA
READBACK PERCENT ERROR

Lab Name: Eurofins TestAmerica, Buffalo Job No.: 480-191738-1 Analy Batch No.: 603077

SDG No.:

Instrument ID: HP5973S GC Column: ZB-624 (20) ID: 0.18(mm) Heated Purge: (Y/N) N

Calibration Start Date: 11/02/2021 16:02 Calibration End Date: 11/02/2021 18:45 Calibration ID: 42657

ANALYTE	PERCENT ERROR						PERCENT ERROR LIMIT					
	LVL 1 # LVL 7 #	LVL 2 # LVL 8 #	LVL 3 #	LVL 4 #	LVL 5 #	LVL 6 #	LVL 1 LVL 7	LVL 2 LVL 8	LVL 3	LVL 4	LVL 5	LVL 6
Isobutyl alcohol	-2.6						30					
1,2-Dichloroethane	26.2						30					
n-Heptane	-2.4						30					
Trichloroethene	0.6						30					
Methylcyclohexane	+++++	-12.5						30				
1,2-Dichloropropane	20.9						30					
Dibromomethane	16.1						30					
1,4-Dioxane	5.5						30					
Bromodichloromethane	1.3						30					
2-Chloroethyl vinyl ether	9.2						30					
cis-1,3-Dichloropropene	4.4						30					
4-Methyl-2-pentanone (MIBK)	11.8						30					
Toluene	-3.0						30					
trans-1,3-Dichloropropene	-7.3						30					
Ethyl methacrylate	-0.6						30					
1,1,2-Trichloroethane	19.0						30					
Tetrachloroethene	4.4						30					
1,3-Dichloropropane	6.8						30					
2-Hexanone	5.0						30					
Dibromochloromethane	0.8						30					
1,2-Dibromoethane	15.8						30					

FORM VI
GC/MS VOA BY INTERNAL STANDARD - INITIAL CALIBRATION DATA
READBACK PERCENT ERROR

Lab Name: Eurofins TestAmerica, Buffalo Job No.: 480-191738-1 Analy Batch No.: 603077

SDG No.:

Instrument ID: HP5973S GC Column: ZB-624 (20) ID: 0.18(mm) Heated Purge: (Y/N) N

Calibration Start Date: 11/02/2021 16:02 Calibration End Date: 11/02/2021 18:45 Calibration ID: 42657

ANALYTE	PERCENT ERROR						PERCENT ERROR LIMIT					
	LVL 1 # LVL 7 #	LVL 2 # LVL 8 #	LVL 3 #	LVL 4 #	LVL 5 #	LVL 6 #	LVL 1 LVL 7	LVL 2 LVL 8	LVL 3	LVL 4	LVL 5	LVL 6
Chlorobenzene	6.0						30					
Ethylbenzene	2.6						30					
1,1,1,2-Tetrachloroethane	3.4						30					
m,p-Xylene	-6.2						30					
o-Xylene	-6.1						30					
Styrene	-2.4						30					
Bromoform	9.1						30					
Isopropylbenzene	-8.0						30					
Bromobenzene	11.6						30					
1,1,2,2-Tetrachloroethane	2.0						30					
N-Propylbenzene	-12.3						30					
1,2,3-Trichloropropane	8.4						30					
trans-1,4-Dichloro-2-butene	+++++	234.8 *						30				
2-Chlorotoluene	-0.6						30					
1,3,5-Trimethylbenzene	-6.0						30					
4-Chlorotoluene	-2.6						30					
tert-Butylbenzene	-17.2						30					
1,2,4-Trimethylbenzene	-3.6						30					
sec-Butylbenzene	-14.5						30					
1,3-Dichlorobenzene	-3.3						30					
4-Isopropyltoluene	-24.1						30					

FORM VI
GC/MS VOA BY INTERNAL STANDARD - INITIAL CALIBRATION DATA
READBACK PERCENT ERROR

Lab Name: Eurofins TestAmerica, Buffalo Job No.: 480-191738-1 Analy Batch No.: 603077

SDG No.:

Instrument ID: HP5973S GC Column: ZB-624 (20) ID: 0.18(mm) Heated Purge: (Y/N) N

Calibration Start Date: 11/02/2021 16:02 Calibration End Date: 11/02/2021 18:45 Calibration ID: 42657

ANALYTE	PERCENT ERROR						PERCENT ERROR LIMIT					
	LVL 1 # LVL 7 #	LVL 2 # LVL 8 #	LVL 3 #	LVL 4 #	LVL 5 #	LVL 6 #	LVL 1 LVL 7	LVL 2 LVL 8	LVL 3	LVL 4	LVL 5	LVL 6
1,4-Dichlorobenzene	5.8						30					
n-Butylbenzene	-4.6						30					
1,2-Dichlorobenzene	2.6						30					
1,2-Dibromo-3-Chloropropane	-11.9						30					
1,2,4-Trichlorobenzene	-7.8						30					
Hexachlorobutadiene	-18.2						30					
Naphthalene	-8.5						30					
1,2,3-Trichlorobenzene	11.7						30					
Dibromofluoromethane (Surr)	0.2						30					
1,2-Dichloroethane-d4 (Surr)	1.0						30					
Toluene-d8 (Surr)	-0.8						30					
4-Bromofluorobenzene (Surr)	0.6						30					

Eurofins TestAmerica, Buffalo
Target Compound Quantitation Report

Data File: \\chromfs\Buffalo\ChromData\HP5973S\20211102-102107.b\S5630.D
Lims ID: IC 0.5
Client ID:
Sample Type: IC Calib Level: 1
Inject. Date: 02-Nov-2021 16:02:30 ALS Bottle#: 3 Worklist Smp#: 4
Purge Vol: 5.000 mL Dil. Factor: 1.0000
Sample Info: IC 0.5
Misc. Info.: 480-0102107-004
Operator ID: LH Instrument ID: HP5973S
Sublist: chrom-S-8260*sub26

Method: \\chromfs\Buffalo\ChromData\HP5973S\20211102-102107.b\S-8260.m
Limit Group: MV - 8260C ICAL
Last Update: 03-Nov-2021 12:15:55 Calib Date: 02-Nov-2021 23:00:30
Integrator: RTE ID Type: RT Order ID
Quant Method: Internal Standard Quant By: Initial Calibration
Last ICal File: \\chromfs\Buffalo\ChromData\HP5973S\20211102-102107.b\S5648.D

Column 1 : ZB-624 (0.18 mm) Det: MS SCAN
Process Host: CTX1676

First Level Reviewer: HillL Date: 03-Nov-2021 10:50:30

Compound	Sig	RT (min.)	Adj RT (min.)	Dlt RT (min.)	Q	Response	Cal Amt ug/L	OnCol Amt ug/L	Flags
* 153 Fluorobenzene (IS)	70	4.999	4.999	0.000	98	171330	25.0	25.0	
* 2 Chlorobenzene-d5	82	7.962	7.962	0.000	88	364496	25.0	25.0	
* 3 1,4-Dichlorobenzene-d4	152	10.389	10.395	-0.006	97	338218	25.0	25.0	
$ 154 Dibromofluoromethane (Surr)	113	4.427	4.427	0.000	57	214034	25.0	25.1	
$ 4 1,2-Dichloroethane-d4 (Surr)	67	4.725	4.732	-0.007	92	152032	25.0	25.3	
$ 5 Toluene-d8 (Surr)	98	6.496	6.496	0.000	93	927613	25.0	24.8	
$ 6 4-Bromofluorobenzene (Surr)	174	9.221	9.221	0.000	86	281164	25.0	25.1	
10 Dichlorodifluoromethane	85	1.081	1.082	-0.001	40	4993	0.5000	0.4932	M
12 Chloromethane	50	1.240	1.240	0.000	74	8389	0.5000	0.4636	M
13 Vinyl chloride	62	1.306	1.313	-0.007	15	6526	0.5000	0.4295	a
151 Butadiene	54	1.325	1.325	0.000	90	10636	0.5000	0.5583	
14 Bromomethane	94	1.574	1.593	-0.019	50	3057	0.5000	0.3803	M
15 Chloroethane	64	1.659	1.653	0.006	49	4252	0.5000	0.4581	M
17 Trichlorofluoromethane	101	1.842	1.848	-0.006	47	7416	0.5000	0.4508	
16 Dichlorofluoromethane	67	1.854	1.848	0.006	67	8736	0.5000	0.4307	M
18 Ethyl ether	59	2.097	2.091	0.006	85	7277	0.5000	0.5740	a
20 Acrolein	56	2.249	2.268	-0.019	5	1976	2.50	2.75	M
21 1,1,2-Trichloro-1,2,2-trifluoroe	101	2.304	2.304	0.000	20	3805	0.5000	0.4252	
22 1,1-Dichloroethene	96	2.316	2.316	0.000	76	4200	0.5000	0.4589	
23 Acetone	43	2.414	2.420	-0.006	80	13569	2.50	2.04	M
25 Iodomethane	142	2.468	2.469	-0.001	52	7393	0.5000	0.4797	M
26 Carbon disulfide	76	2.487	2.499	-0.012	87	19741	0.5000	0.5875	
28 3-Chloro-1-propene	41	2.645	2.651	-0.006	68	13001	0.5000	0.5257	
27 Methyl acetate	43	2.693	2.700	-0.007	95	17407	1.00	1.03	
30 Methylene Chloride	84	2.821	2.815	0.006	80	9637	0.5000	0.5715	M
31 2-Methyl-2-propanol	59	2.979	2.980	-0.001	34	11723	5.00	5.20	M
32 Methyl tert-butyl ether	73	2.998	2.998	0.000	81	21354	0.5000	0.5523	
34 trans-1,2-Dichloroethene	96	3.010	3.010	0.000	74	6225	0.5000	0.5400	
33 Acrylonitrile	53	3.071	3.071	0.000	97	46633	5.00	5.55	M
35 Hexane	57	3.192	3.199	-0.007	70	8950	0.5000	0.4032	

Compound	Sig	RT (min.)	Adj RT (min.)	Dlt RT (min.)	Q	Response	Cal Amt ug/L	OnCol Amt ug/L	Flags
39 1,1-Dichloroethane	63	3.411	3.418	-0.007	67	12628	0.5000	0.5462	
37 Vinyl acetate	43	3.478	3.478	0.000	94	47061	1.00	1.13	
44 2,2-Dichloropropane	77	3.928	3.923	0.005	42	6160	0.5000	0.5632	
45 cis-1,2-Dichloroethene	96	3.959	3.959	0.000	34	6778	0.5000	0.5323	
43 2-Butanone (MEK)	43	4.008	4.008	0.000	92	32036	2.50	2.99	
48 Chlorobromomethane	128	4.196	4.196	0.000	76	3312	0.5000	0.5215	
49 Tetrahydrofuran	42	4.214	4.208	0.006	68	8289	1.00	1.11	M
50 Chloroform	83	4.281	4.275	0.006	65	13011	0.5000	0.6188	
51 1,1,1-Trichloroethane	97	4.373	4.373	0.000	48	8894	0.5000	0.5101	
52 Cyclohexane	56	4.379	4.379	0.000	78	11589	0.5000	0.4417	
55 Carbon tetrachloride	117	4.512	4.507	0.005	60	6275	0.5000	0.4692	
54 1,1-Dichloropropene	75	4.525	4.525	0.000	66	8066	0.5000	0.5057	
57 Benzene	78	4.719	4.726	-0.007	15	25192	0.5000	0.5334	
53 Isobutyl alcohol	43	4.786	4.774	0.012	35	13783	12.5	12.2	
58 1,2-Dichloroethane	62	4.798	4.799	-0.001	33	12949	0.5000	0.6309	
59 n-Heptane	43	4.914	4.908	0.006	78	13503	0.5000	0.4879	
62 Trichloroethene	95	5.334	5.334	0.000	68	5851	0.5000	0.5031	
64 Methylcyclohexane	83	5.443	5.437	0.006	74	8328	0.5000	0.3967	
65 1,2-Dichloropropane	63	5.571	5.571	0.000	69	8378	0.5000	0.6046	
67 Dibromomethane	93	5.705	5.705	0.000	66	4296	0.5000	0.5803	
66 1,4-Dioxane	88	5.729	5.723	0.006	0	1834	10.0	10.6	M
68 Dichlorobromomethane	83	5.863	5.869	-0.006	46	7288	0.5000	0.5066	
69 2-Chloroethyl vinyl ether	63	6.161	6.155	0.006	0	5200	0.5000	0.5460	M
72 cis-1,3-Dichloropropene	75	6.283	6.283	0.000	58	10175	0.5000	0.5219	
73 4-Methyl-2-pentanone (MIBK)	43	6.435	6.429	0.006	96	64312	2.50	2.80	
74 Toluene	92	6.563	6.557	0.006	55	14743	0.5000	0.4851	
77 trans-1,3-Dichloropropene	75	6.855	6.849	0.006	65	8821	0.5000	0.4636	
75 Ethyl methacrylate	69	6.903	6.903	0.000	71	9148	0.5000	0.4971	
79 1,1,2-Trichloroethane	83	7.043	7.037	0.006	0	5642	0.5000	0.5952	M
81 Tetrachloroethene	166	7.080	7.080	0.000	0	6825	0.5000	0.5219	M
82 1,3-Dichloropropane	76	7.195	7.189	0.006	57	10803	0.5000	0.5342	
80 2-Hexanone	43	7.274	7.268	0.006	91	43085	2.50	2.63	
83 Chlorodibromomethane	129	7.427	7.421	0.005	36	5274	0.5000	0.5039	
84 Ethylene Dibromide	107	7.524	7.518	0.006	54	7003	0.5000	0.5790	
87 Chlorobenzene	112	7.992	7.992	0.000	17	18324	0.5000	0.5302	
88 Ethylbenzene	91	8.090	8.090	0.000	86	29574	0.5000	0.5131	
89 1,1,1,2-Tetrachloroethane	131	8.090	8.096	-0.006	19	6056	0.5000	0.5170	
90 m-Xylene & p-Xylene	106	8.217	8.211	0.006	81	10621	0.5000	0.4689	
91 o-Xylene	106	8.625	8.631	-0.006	76	10531	0.5000	0.4696	
92 Styrene	104	8.668	8.662	0.006	81	17464	0.5000	0.4882	M
95 Bromoform	173	8.905	8.905	0.000	45	3832	0.5000	0.5455	
94 Isopropylbenzene	105	9.014	9.014	0.000	77	27007	0.5000	0.4598	
101 Bromobenzene	156	9.373	9.367	0.006	71	8097	0.5000	0.5581	
97 1,1,2,2-Tetrachloroethane	83	9.452	9.446	0.006	30	8494	0.5000	0.5101	
99 N-Propylbenzene	91	9.465	9.459	0.005	88	29741	0.5000	0.4387	
100 1,2,3-Trichloropropane	110	9.483	9.471	0.012	40	3115	0.5000	0.5420	
98 trans-1,4-Dichloro-2-butene	53		9.495				ND	ND	
103 2-Chlorotoluene	126	9.556	9.562	-0.006	70	6996	0.5000	0.4968	
102 1,3,5-Trimethylbenzene	105	9.653	9.653	0.000	74	23625	0.5000	0.4700	
105 4-Chlorotoluene	126	9.677	9.684	-0.007	73	6813	0.5000	0.4871	
106 tert-Butylbenzene	134	9.982	9.976	0.006	74	4605	0.5000	0.4140	
107 1,2,4-Trimethylbenzene	105	10.030	10.030	0.000	37	25065	0.5000	0.4819	

Compound	Sig	RT (min.)	Adj RT (min.)	Dlt RT (min.)	Q	Response	Cal Amt ug/L	OnCol Amt ug/L	Flags
109 sec-Butylbenzene	105	10.195	10.189	0.006	72	26788	0.5000	0.4274	
111 1,3-Dichlorobenzene	146	10.328	10.322	0.006	70	13924	0.5000	0.4836	
110 4-Isopropyltoluene	119	10.341	10.341	0.000	78	22125	0.5000	0.3796	
113 1,4-Dichlorobenzene	146	10.414	10.414	0.000	48	15269	0.5000	0.5291	
115 n-Butylbenzene	91	10.736	10.736	0.000	90	24457	0.5000	0.4769	
116 1,2-Dichlorobenzene	146	10.766	10.773	-0.007	73	14752	0.5000	0.5132	
117 1,2-Dibromo-3-Chloropropane	75	11.527	11.521	0.006	0	1581	0.5000	0.4404	M
119 1,2,4-Trichlorobenzene	180	12.196	12.190	0.006	60	10412	0.5000	0.4611	
120 Hexachlorobutadiene	225	12.306	12.306	0.000	44	4173	0.5000	0.4092	
121 Naphthalene	128	12.409	12.403	0.006	89	30664	0.5000	0.4575	
122 1,2,3-Trichlorobenzene	180	12.610	12.610	0.000	58	12687	0.5000	0.5585	
S 123 Total BTEX	1				0			2.47	
S 126 1,3-Dichloropropene, Total	1				0			0.9855	
S 125 1,2-Dichloroethene, Total	1				0			1.07	
S 124 Xylenes, Total	1				0			0.9384	

QC Flag Legend

Processing Flags

ND - Not Detected or Marked ND

Review Flags

M - Manually Integrated

a - User Assigned ID

Reagents:

GAS CORP mix_00479	Amount Added:	0.50	Units: uL	
8260 CORP mix_00216	Amount Added:	0.50	Units: uL	
S_8260_IS_00352	Amount Added:	1.00	Units: uL	Run Reagent
S_8260_Surr_00407	Amount Added:	1.00	Units: uL	Run Reagent

Report Date: 03-Nov-2021 12:15:56 Chrom Revision: 2.3 22-Sep-2021 15:38:46

Eurofins TestAmerica, Buffalo

Data File: \\chromfs\Buffalo\ChromData\HP5973S\20211102-102107.b\S5630.D

Injection Date:	02-Nov-2021 16:02:30	Instrument ID:	HP5973S	Operator ID:	LH
Lims ID:	IC 0.5			Worklist Smp#:	4
Client ID:					
Purge Vol:	5.000 mL	Dil. Factor:	1.0000	ALS Bottle#:	3
Method:	S-8260	Limit Group:	MV - 8260C ICAL		

Column: ZB-624 (0.18 mm)

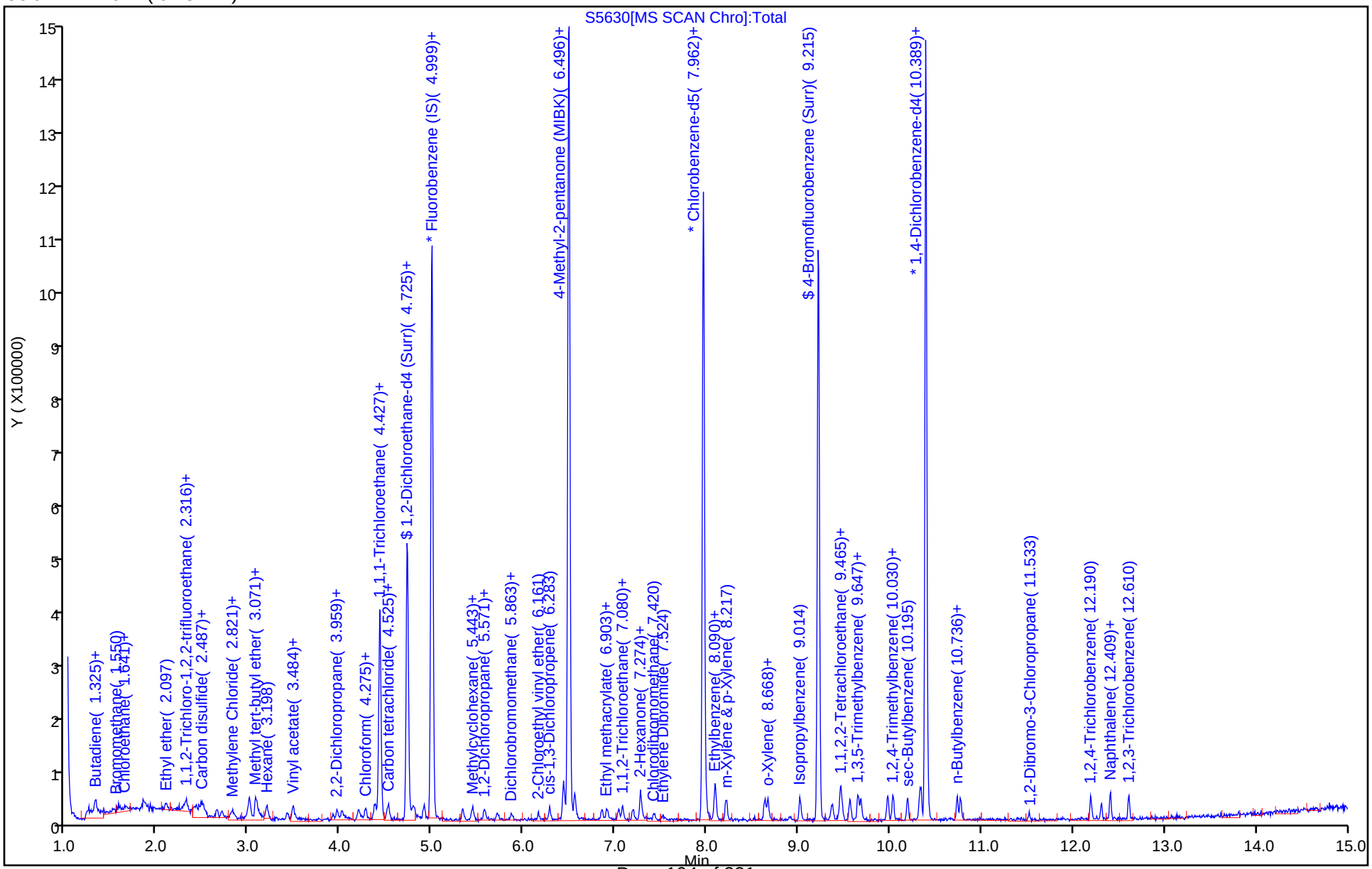

Eurofins TestAmerica, Buffalo

Data File: \\chromfs\Buffalo\ChromData\HP5973S\20211102-102107.b\S5630.D
Injection Date: 02-Nov-2021 16:02:30 Instrument ID: HP5973S
Lims ID: IC 0.5
Client ID:
Operator ID: LH ALS Bottle#: 3 Worklist Smp#: 4
Purge Vol: 5.000 mL Dil. Factor: 1.0000
Method: S-8260 Limit Group: MV - 8260C ICAL
Column: ZB-624 (0.18 mm) Detector MS SCAN

10 Dichlorodifluoromethane, CAS: 75-71-8

Signal: 1

Processing Integration Results

RT: 1.08
Area: 4035
Amount: 0.415060
Amount Units: ug/L

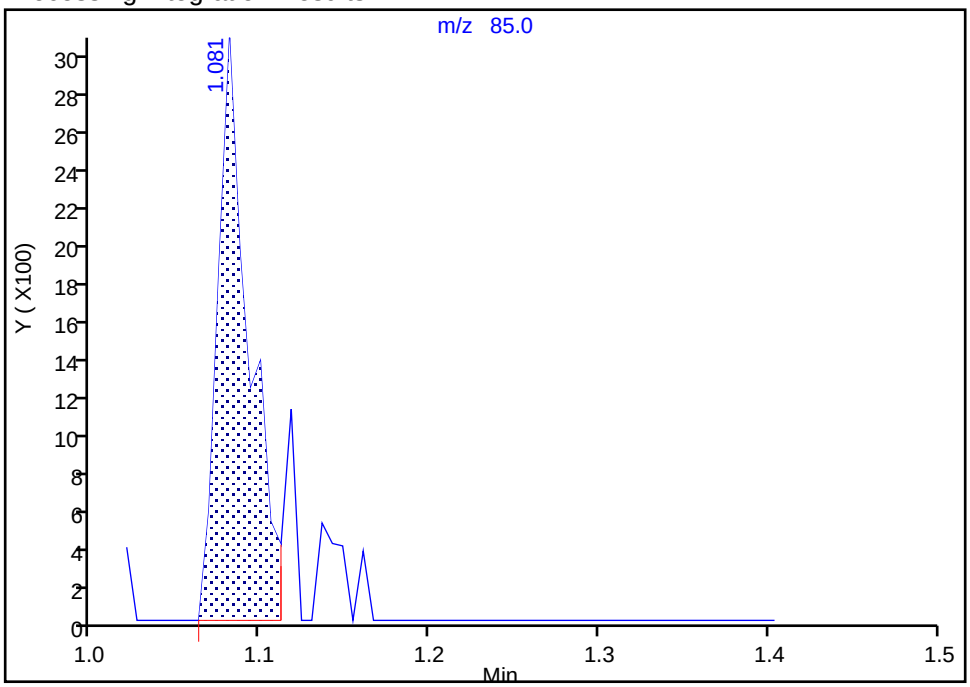

Manual Integration Results

RT: 1.08
Area: 4993
Amount: 0.493245
Amount Units: ug/L

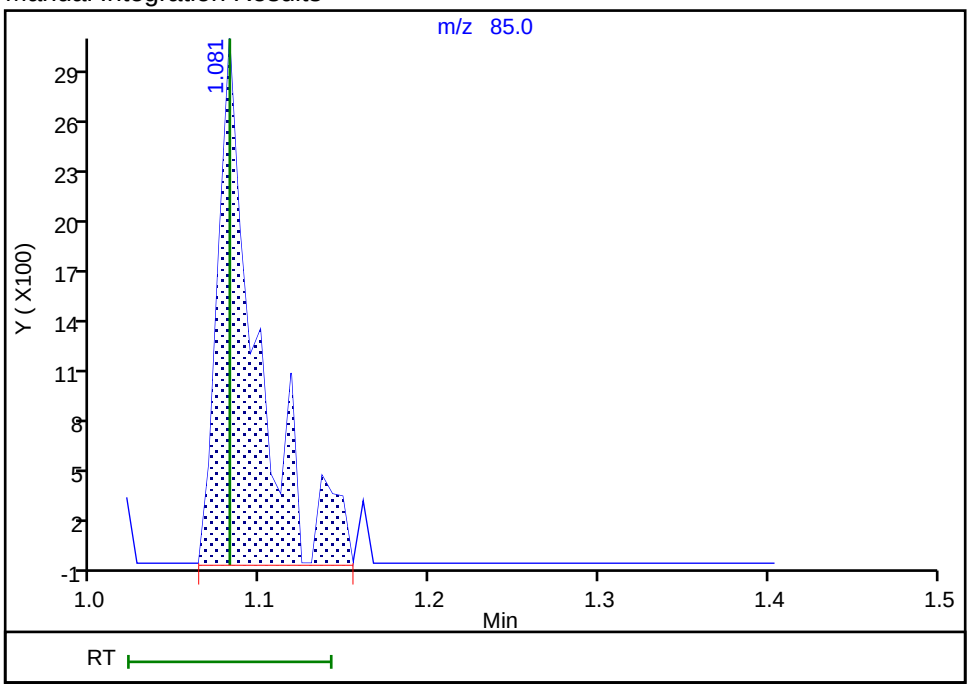

Reviewer: HillL, 03-Nov-2021 10:41:18
Audit Action: Manually Integrated Audit Reason: Poor chromatography

Manual Integration/User Assign Peak Report

Eurofins TestAmerica, Buffalo

Data File: \\chromfs\Buffalo\ChromData\HP5973S\20211102-102107.b\S5630.D
Injection Date: 02-Nov-2021 16:02:30 Instrument ID: HP5973S
Lims ID: IC 0.5
Client ID:
Operator ID: LH ALS Bottle#: 3 Worklist Smp#: 4
Purge Vol: 5.000 mL Dil. Factor: 1.0000
Method: S-8260 Limit Group: MV - 8260C ICAL
Column: ZB-624 (0.18 mm) Detector MS SCAN

12 Chloromethane, CAS: 74-87-3

Signal: 1

Processing Integration Results

RT: 1.24
Area: 14263
Amount: 0.529608
Amount Units: ug/L

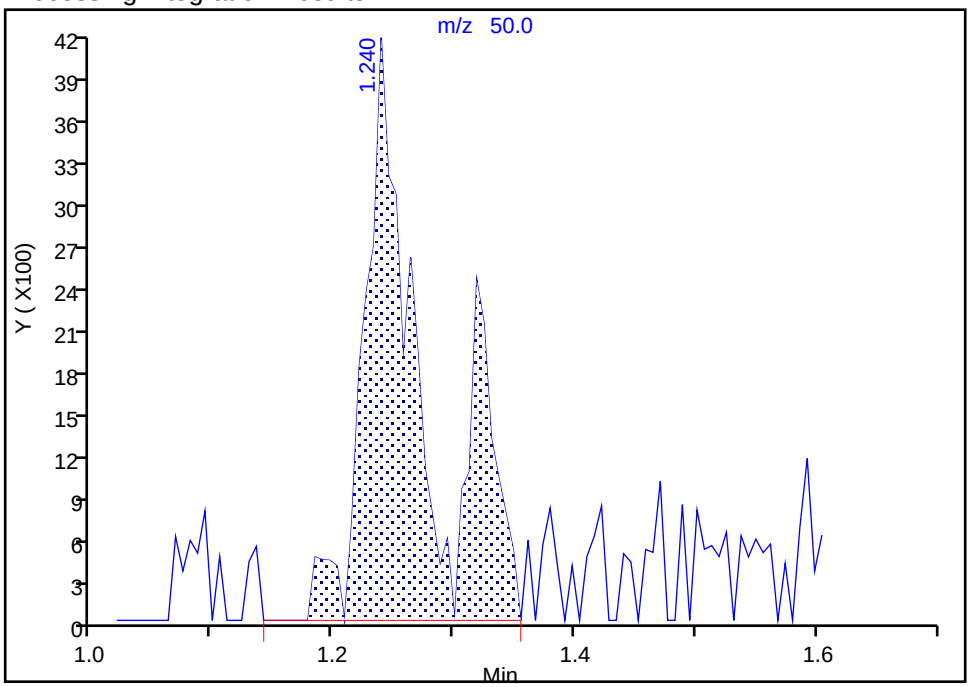

Manual Integration Results

RT: 1.24
Area: 8389
Amount: 0.463636
Amount Units: ug/L

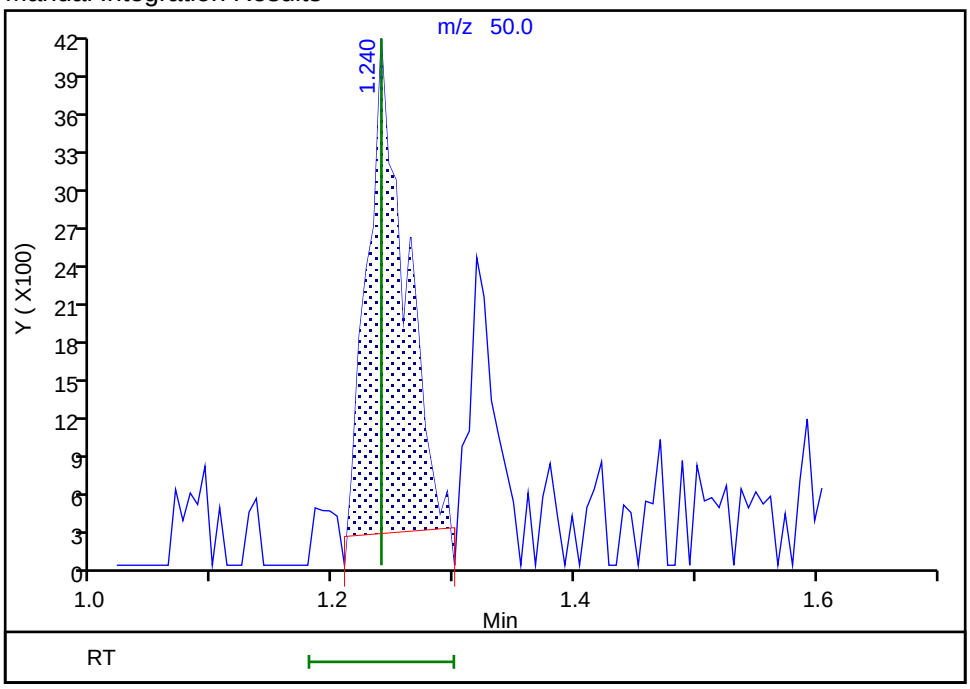

Reviewer: HillL, 03-Nov-2021 10:41:40
Audit Action: Manually Integrated Audit Reason: Poor chromatography

Eurofins TestAmerica, Buffalo

Data File: \\chromfs\Buffalo\ChromData\HP5973S\20211102-102107.b\S5630.D
Injection Date: 02-Nov-2021 16:02:30 Instrument ID: HP5973S
Lims ID: IC 0.5
Client ID:
Operator ID: LH ALS Bottle#: 3 Worklist Smp#: 4
Purge Vol: 5.000 mL Dil. Factor: 1.0000
Method: S-8260 Limit Group: MV - 8260C ICAL
Column: ZB-624 (0.18 mm) Detector MS SCAN

13 Vinyl chloride, CAS: 75-01-4

Signal: 1

Not Detected
Expected RT: 1.31

Processing Integration Results

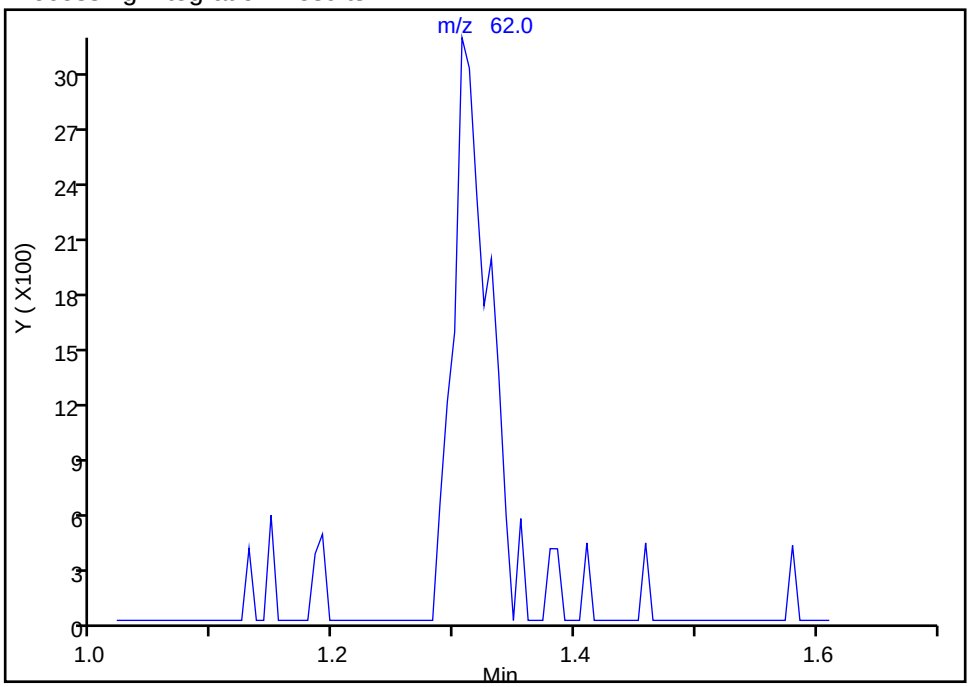

Manual Integration Results

RT: 1.31
Area: 6526
Amount: 0.429506
Amount Units: ug/L

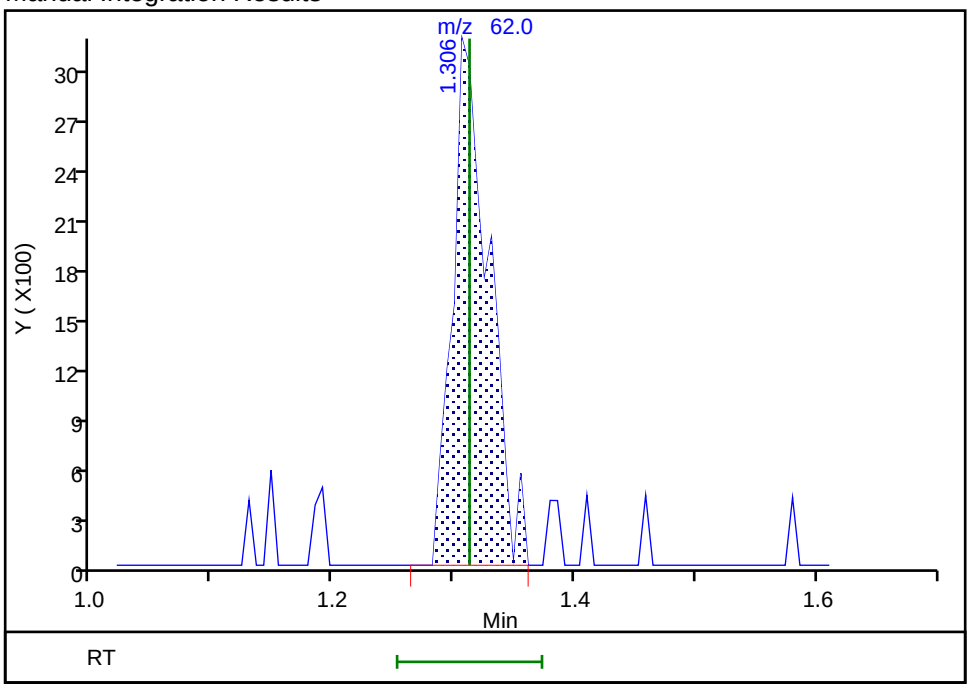

Reviewer: HillL, 03-Nov-2021 10:42:33
Audit Action: Assigned Compound ID Audit Reason: Poor chromatography

Manual Integration/User Assign Peak Report

Eurofins TestAmerica, Buffalo

Data File: \\chromfs\Buffalo\ChromData\HP5973S\20211102-102107.b\S5630.D
Injection Date: 02-Nov-2021 16:02:30 Instrument ID: HP5973S
Lims ID: IC 0.5
Client ID:
Operator ID: LH ALS Bottle#: 3 Worklist Smp#: 4
Purge Vol: 5.000 mL Dil. Factor: 1.0000
Method: S-8260 Limit Group: MV - 8260C ICAL
Column: ZB-624 (0.18 mm) Detector MS SCAN

14 Bromomethane, CAS: 74-83-9

Signal: 1

Processing Integration Results

RT: 1.57
Area: 5200
Amount: 0.578862
Amount Units: ug/L

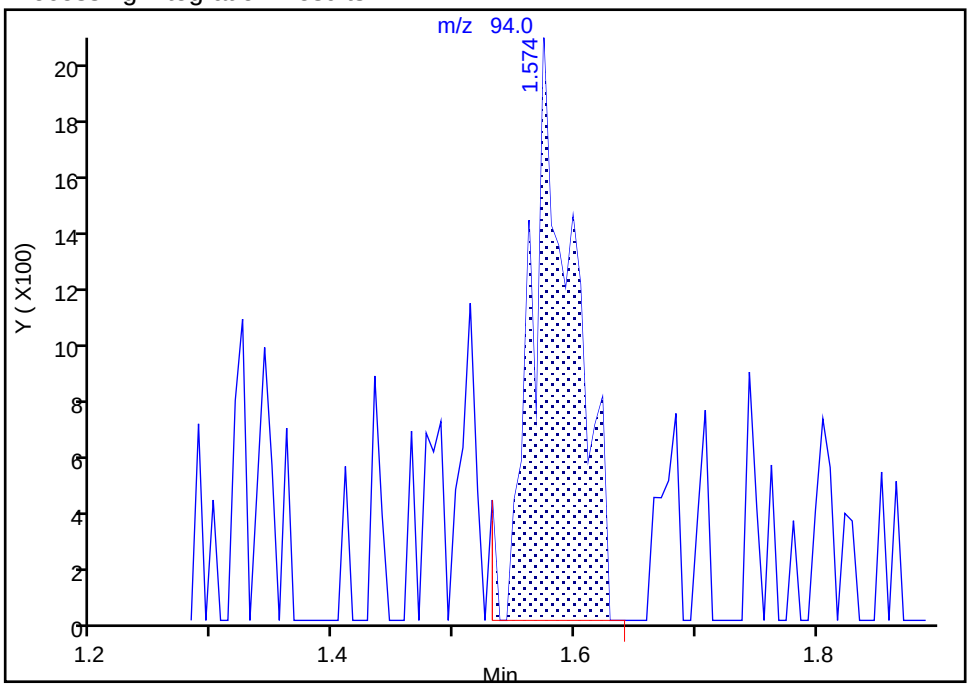

Manual Integration Results

RT: 1.57
Area: 3057
Amount: 0.380312
Amount Units: ug/L

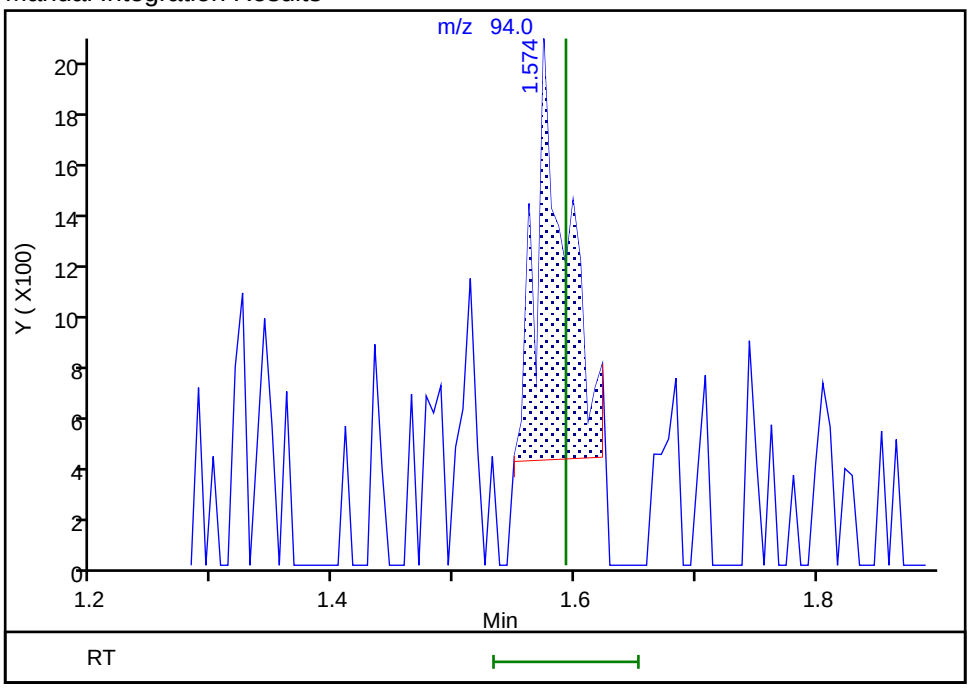

Reviewer: HillL, 03-Nov-2021 10:43:46
Audit Action: Manually Integrated Audit Reason: Poor chromatography

Eurofins TestAmerica, Buffalo

Data File: \\chromfs\Buffalo\ChromData\HP5973S\20211102-102107.b\S5630.D
Injection Date: 02-Nov-2021 16:02:30 Instrument ID: HP5973S
Lims ID: IC 0.5
Client ID:
Operator ID: LH ALS Bottle#: 3 Worklist Smp#: 4
Purge Vol: 5.000 mL Dil. Factor: 1.0000
Method: S-8260 Limit Group: MV - 8260C ICAL
Column: ZB-624 (0.18 mm) Detector MS SCAN

15 Chloroethane, CAS: 75-00-3

Signal: 1

Processing Integration Results

RT: 1.66
Area: 5909
Amount: 0.609423
Amount Units: ug/L

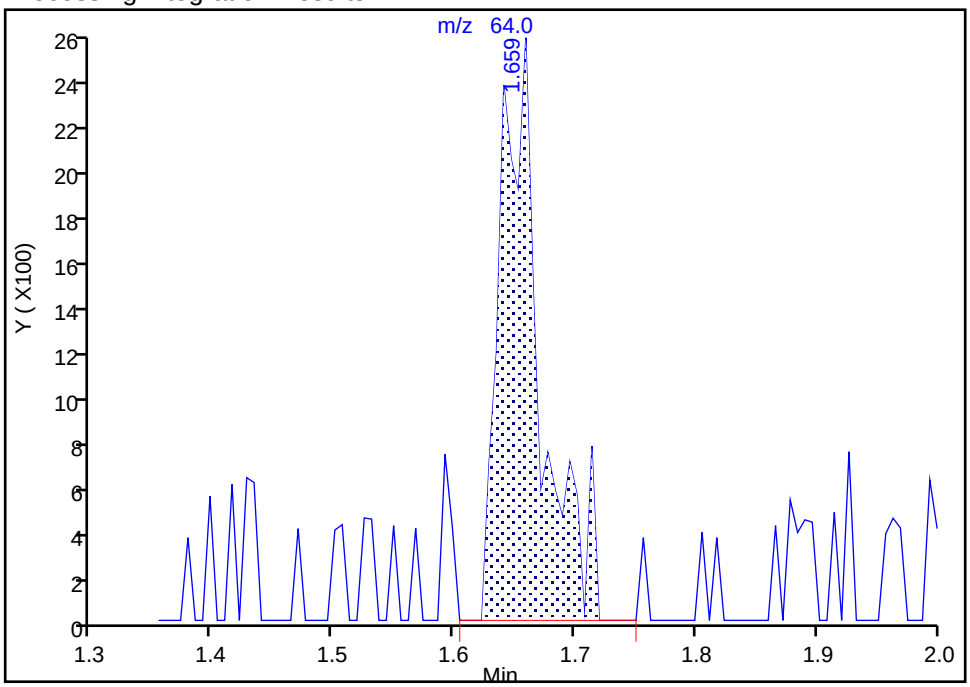

Manual Integration Results

RT: 1.66
Area: 4252
Amount: 0.458100
Amount Units: ug/L

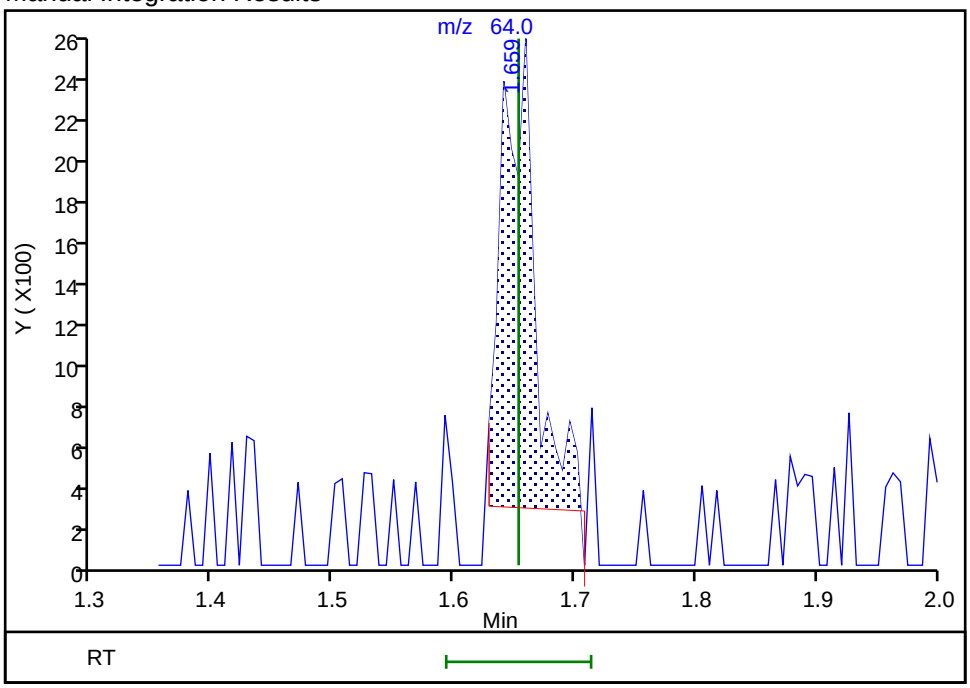

Reviewer: HillL, 03-Nov-2021 10:44:03
Audit Action: Manually Integrated Audit Reason: Poor chromatography

Eurofins TestAmerica, Buffalo

Data File: \\chromfs\Buffalo\ChromData\HP5973S\20211102-102107.b\S5630.D
Injection Date: 02-Nov-2021 16:02:30 Instrument ID: HP5973S
Lims ID: IC 0.5
Client ID:
Operator ID: LH ALS Bottle#: 3 Worklist Smp#: 4
Purge Vol: 5.000 mL Dil. Factor: 1.0000
Method: S-8260 Limit Group: MV - 8260C ICAL
Column: ZB-624 (0.18 mm) Detector MS SCAN

16 Dichlorofluoromethane, CAS: 75-43-4

Signal: 1

Processing Integration Results

RT: 1.85
Area: 12700
Amount: 0.596906
Amount Units: ug/L

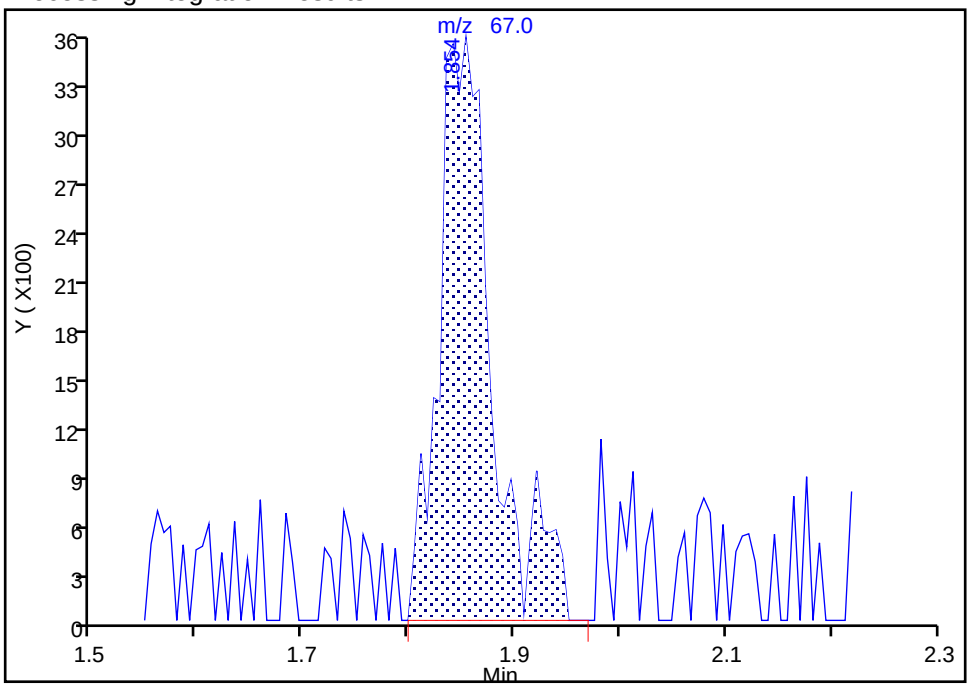

Manual Integration Results

RT: 1.85
Area: 8736
Amount: 0.430655
Amount Units: ug/L

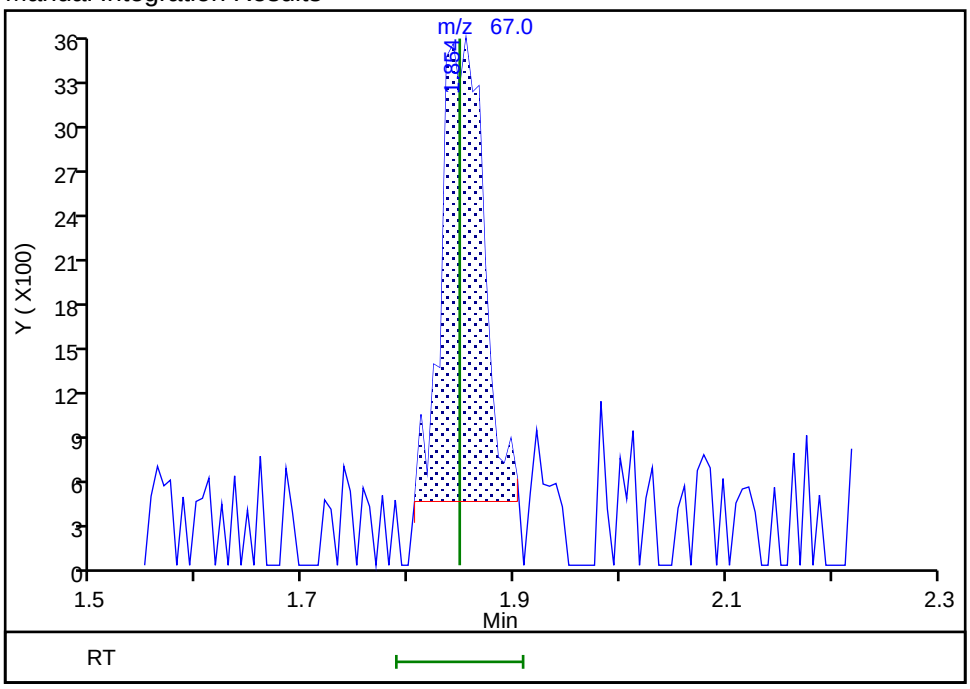

Reviewer: HillL, 03-Nov-2021 10:44:44
Audit Action: Manually Integrated Audit Reason: Poor chromatography

Manual Integration/User Assign Peak Report

Eurofins TestAmerica, Buffalo

Data File: \\chromfs\Buffalo\ChromData\HP5973S\20211102-102107.b\S5630.D
Injection Date: 02-Nov-2021 16:02:30 Instrument ID: HP5973S
Lims ID: IC 0.5
Client ID:
Operator ID: LH ALS Bottle#: 3 Worklist Smp#: 4
Purge Vol: 5.000 mL Dil. Factor: 1.0000
Method: S-8260 Limit Group: MV - 8260C ICAL
Column: ZB-624 (0.18 mm) Detector MS SCAN

18 Ethyl ether, CAS: 60-29-7

Signal: 1

Not Detected
Expected RT: 2.09

Processing Integration Results

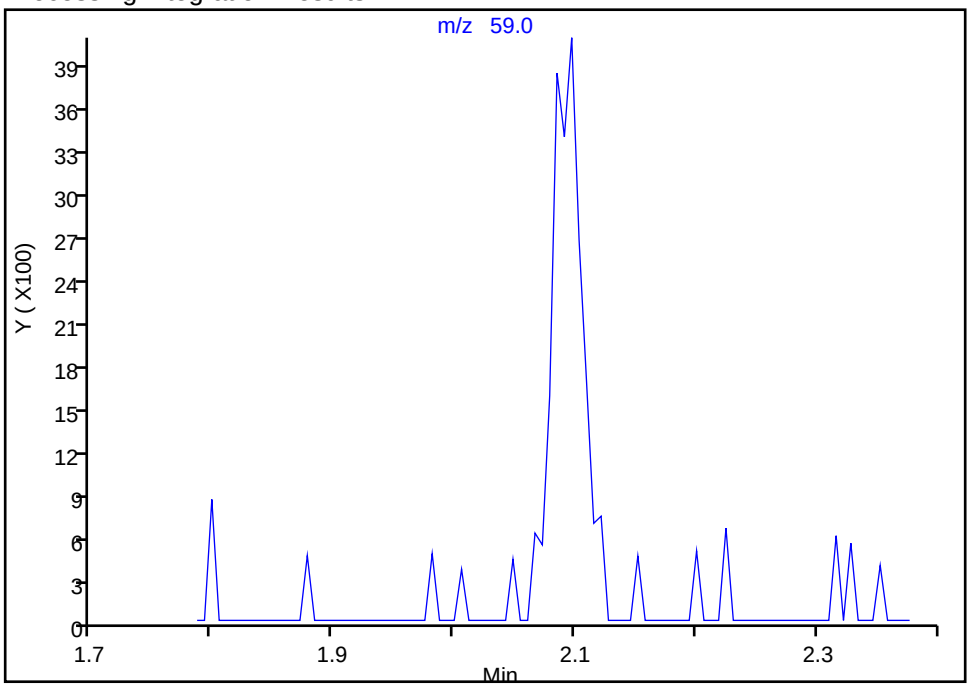

Manual Integration Results

RT: 2.10
Area: 7277
Amount: 0.573985
Amount Units: ug/L

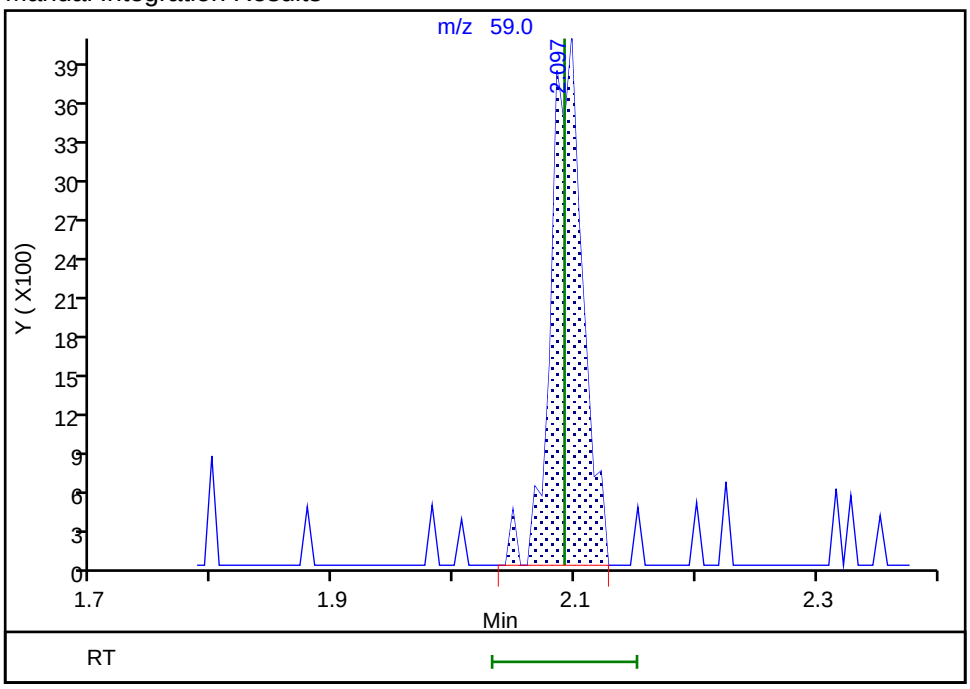

Reviewer: HillL, 03-Nov-2021 10:44:54
Audit Action: Assigned Compound ID Audit Reason: Poor chromatography

Manual Integration/User Assign Peak Report

Eurofins TestAmerica, Buffalo

Data File: \\chromfs\Buffalo\ChromData\HP5973S\20211102-102107.b\S5630.D
Injection Date: 02-Nov-2021 16:02:30 Instrument ID: HP5973S
Lims ID: IC 0.5
Client ID:
Operator ID: LH ALS Bottle#: 3 Worklist Smp#: 4
Purge Vol: 5.000 mL Dil. Factor: 1.0000
Method: S-8260 Limit Group: MV - 8260C ICAL
Column: ZB-624 (0.18 mm) Detector MS SCAN

20 Acrolein, CAS: 107-02-8

Signal: 1

Not Detected
Expected RT: 2.27

Processing Integration Results

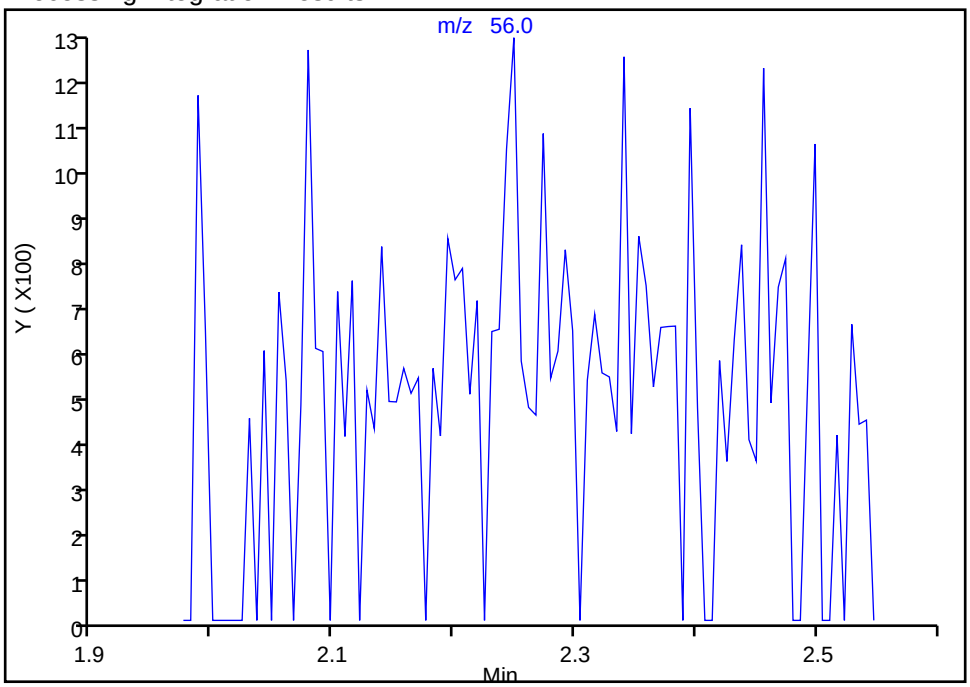

Manual Integration Results

RT: 2.25
Area: 1976
Amount: 2.749237
Amount Units: ug/L

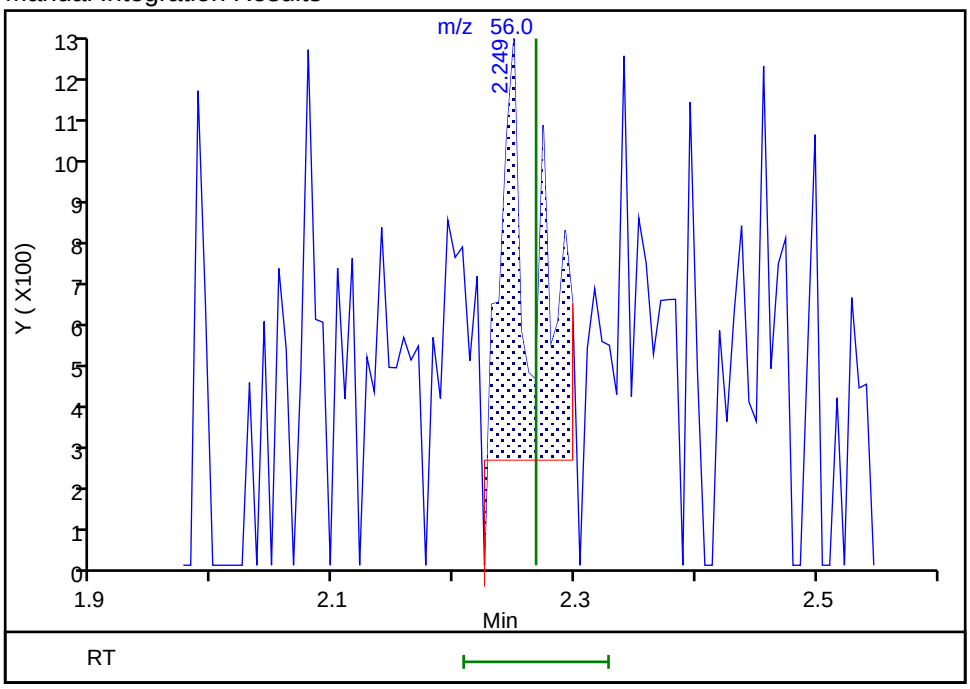

Reviewer: HillL, 03-Nov-2021 10:55:29
Audit Action: Manually Integrated Audit Reason: Poor chromatography

Manual Integration/User Assign Peak Report

Eurofins TestAmerica, Buffalo

Data File: \\chromfs\Buffalo\ChromData\HP5973S\20211102-102107.b\S5630.D
Injection Date: 02-Nov-2021 16:02:30 Instrument ID: HP5973S
Lims ID: IC 0.5
Client ID:
Operator ID: LH ALS Bottle#: 3 Worklist Smp#: 4
Purge Vol: 5.000 mL Dil. Factor: 1.0000
Method: S-8260 Limit Group: MV - 8260C ICAL
Column: ZB-624 (0.18 mm) Detector MS SCAN

23 Acetone, CAS: 67-64-1

Signal: 1

Processing Integration Results

RT: 2.41
Area: 23888
Amount: 3.261258
Amount Units: ug/L

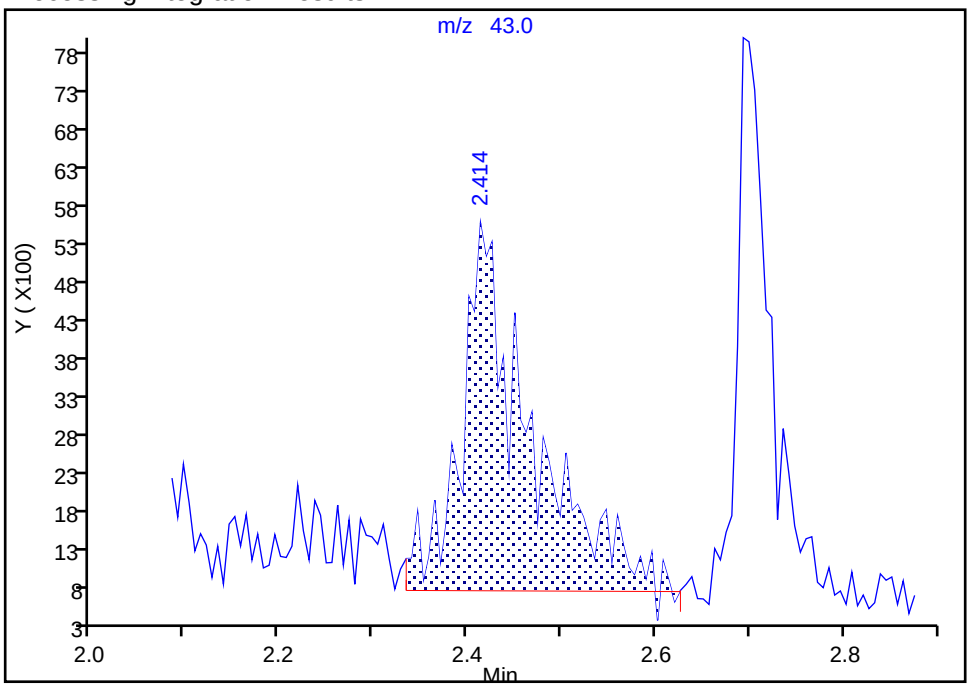

Manual Integration Results

RT: 2.41
Area: 13569
Amount: 2.037350
Amount Units: ug/L

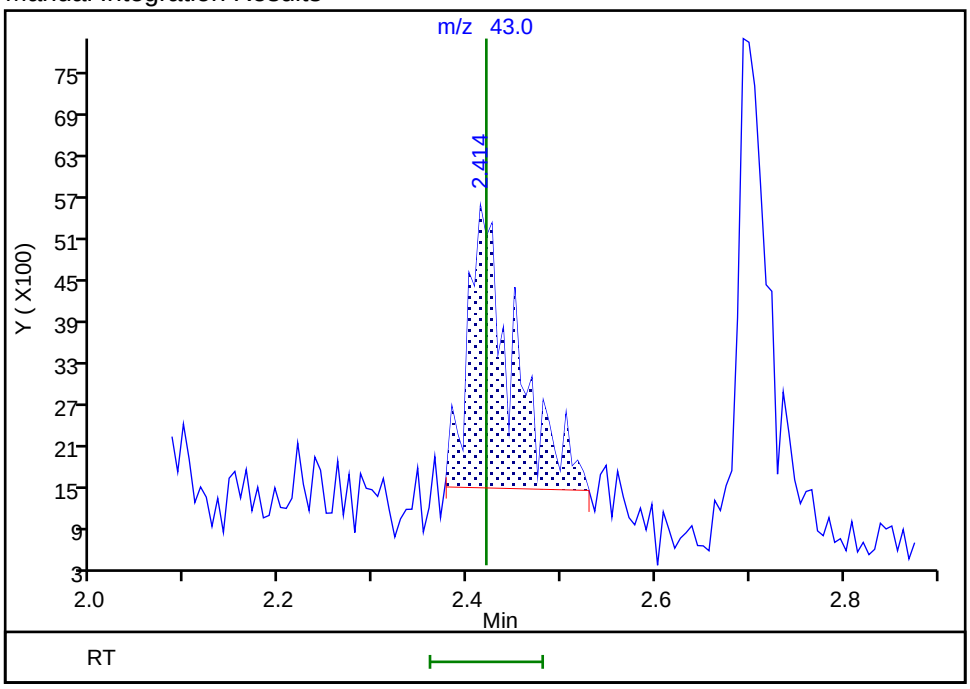

Reviewer: HillL, 03-Nov-2021 10:46:25
Audit Action: Manually Integrated Audit Reason: Poor chromatography

Manual Integration/User Assign Peak Report

Eurofins TestAmerica, Buffalo

Data File: \\chromfs\Buffalo\ChromData\HP5973S\20211102-102107.b\S5630.D
Injection Date: 02-Nov-2021 16:02:30 Instrument ID: HP5973S
Lims ID: IC 0.5
Client ID:
Operator ID: LH ALS Bottle#: 3 Worklist Smp#: 4
Purge Vol: 5.000 mL Dil. Factor: 1.0000
Method: S-8260 Limit Group: MV - 8260C ICAL
Column: ZB-624 (0.18 mm) Detector MS SCAN

25 Iodomethane, CAS: 74-88-4

Signal: 1

Processing Integration Results

RT: 2.47
Area: 7089
Amount: 0.462208
Amount Units: ug/L

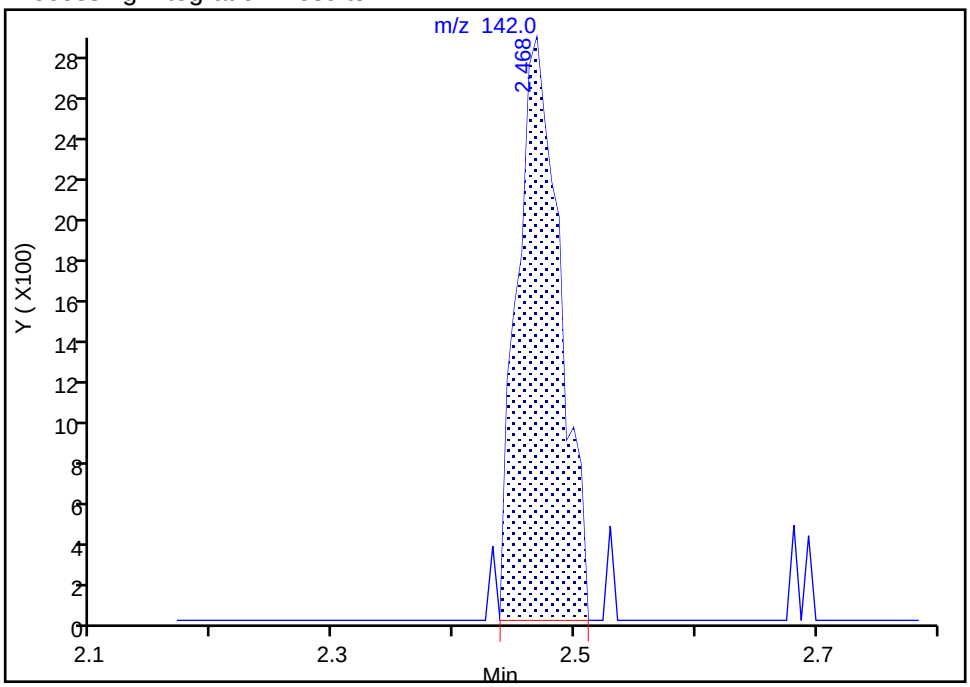

Manual Integration Results

RT: 2.47
Area: 7393
Amount: 0.479653
Amount Units: ug/L

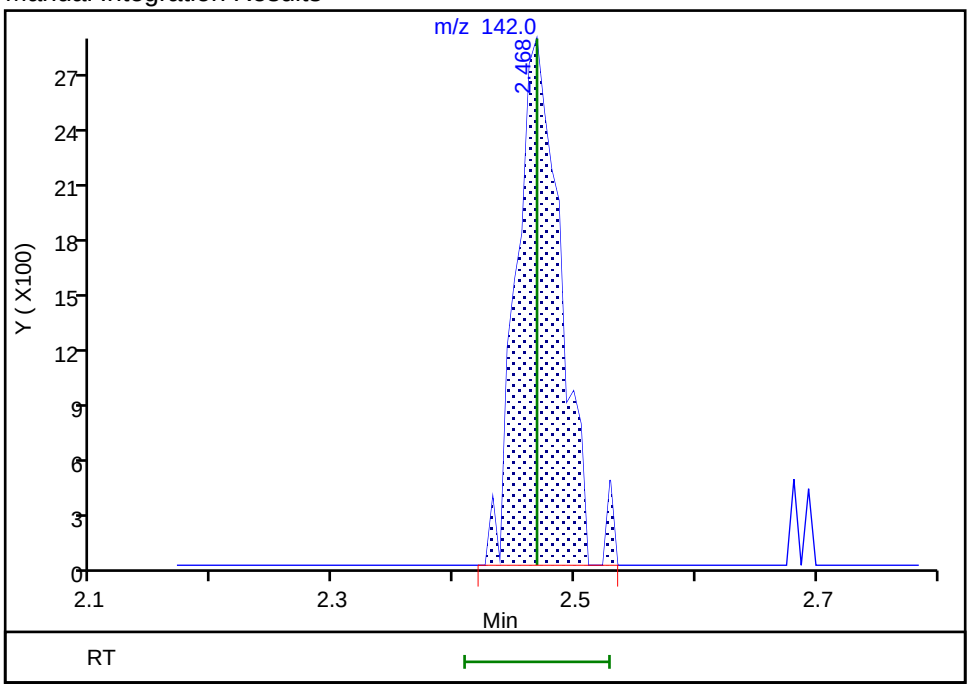

Reviewer: HillL, 03-Nov-2021 10:46:34
Audit Action: Manually Integrated Audit Reason: Poor chromatography

Eurofins TestAmerica, Buffalo

Data File: \\chromfs\Buffalo\ChromData\HP5973S\20211102-102107.b\S5630.D
Injection Date: 02-Nov-2021 16:02:30 Instrument ID: HP5973S
Lims ID: IC 0.5
Client ID:
Operator ID: LH ALS Bottle#: 3 Worklist Smp#: 4
Purge Vol: 5.000 mL Dil. Factor: 1.0000
Method: S-8260 Limit Group: MV - 8260C ICAL
Column: ZB-624 (0.18 mm) Detector MS SCAN

30 Methylene Chloride, CAS: 75-09-2

Signal: 1

Processing Integration Results

RT: 2.82
Area: 8369
Amount: 0.701259
Amount Units: ug/L

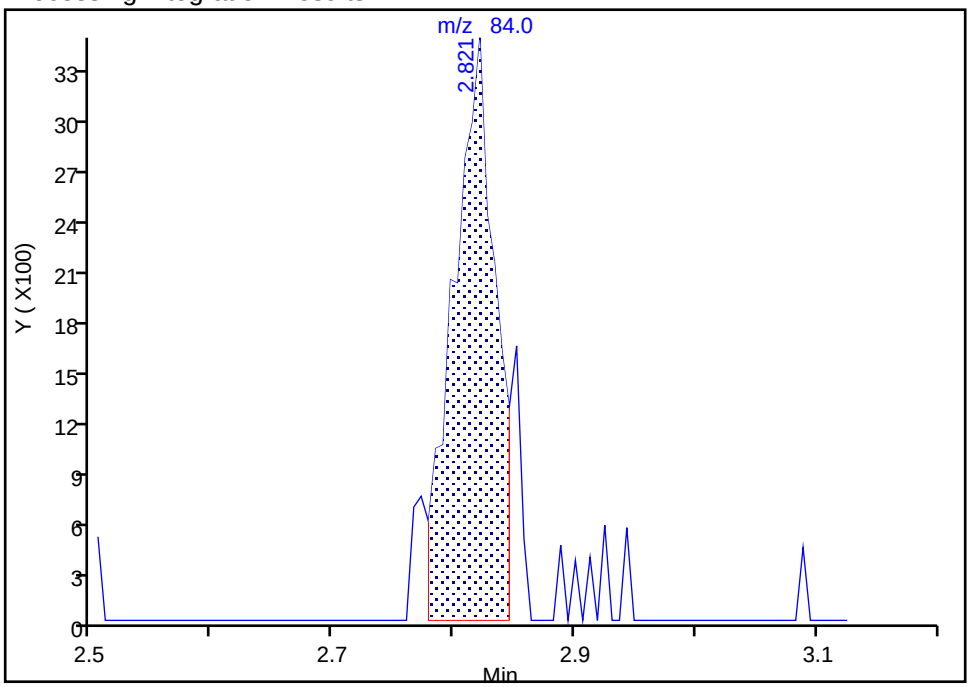

Manual Integration Results

RT: 2.82
Area: 9637
Amount: 0.571536
Amount Units: ug/L

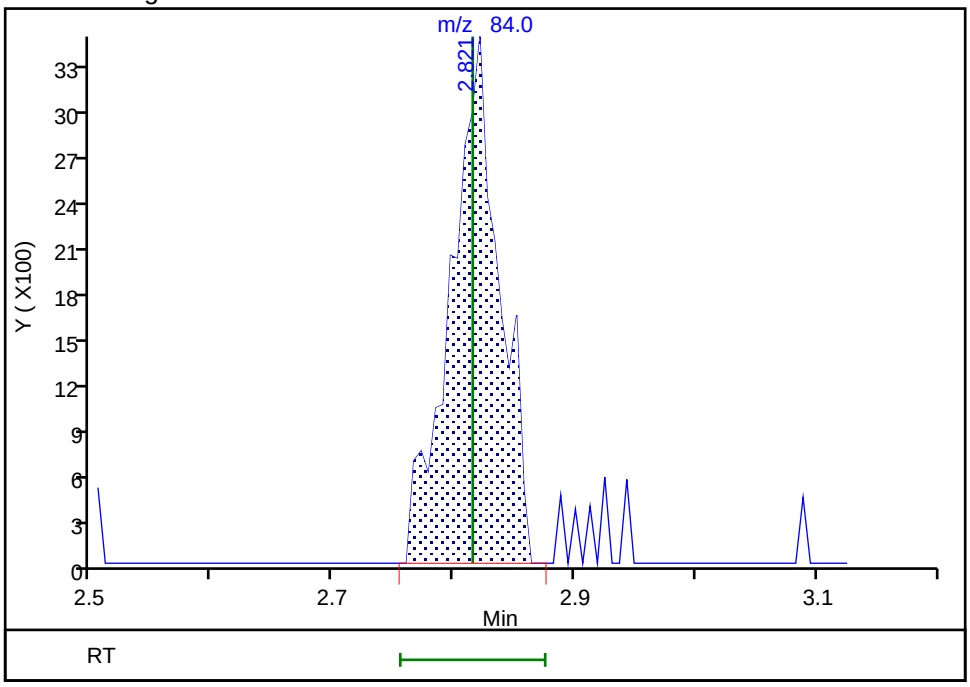

Reviewer: HillL, 03-Nov-2021 10:46:44
Audit Action: Manually Integrated Audit Reason: Poor chromatography

Eurofins TestAmerica, Buffalo

Data File: \\chromfs\Buffalo\ChromData\HP5973S\20211102-102107.b\S5630.D
Injection Date: 02-Nov-2021 16:02:30 Instrument ID: HP5973S
Lims ID: IC 0.5
Client ID:
Operator ID: LH ALS Bottle#: 3 Worklist Smp#: 4
Purge Vol: 5.000 mL Dil. Factor: 1.0000
Method: S-8260 Limit Group: MV - 8260C ICAL
Column: ZB-624 (0.18 mm) Detector MS SCAN

31 2-Methyl-2-propanol, CAS: 75-65-0

Signal: 1

Processing Integration Results

RT: 2.98
Area: 9698
Amount: 4.017966
Amount Units: ug/L

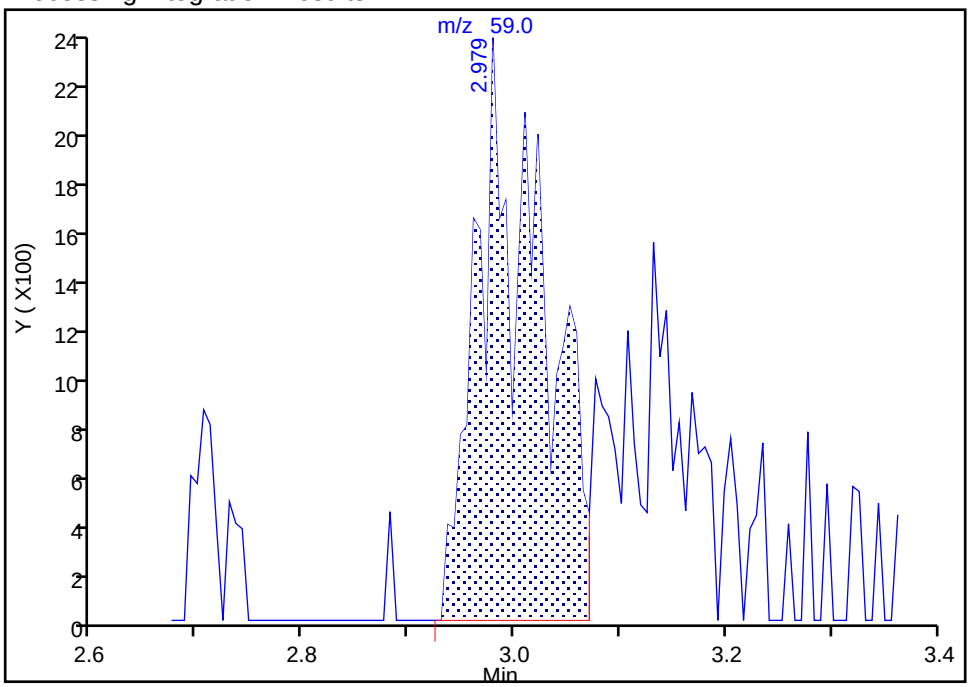

Manual Integration Results

RT: 2.98
Area: 11723
Amount: 5.203345
Amount Units: ug/L

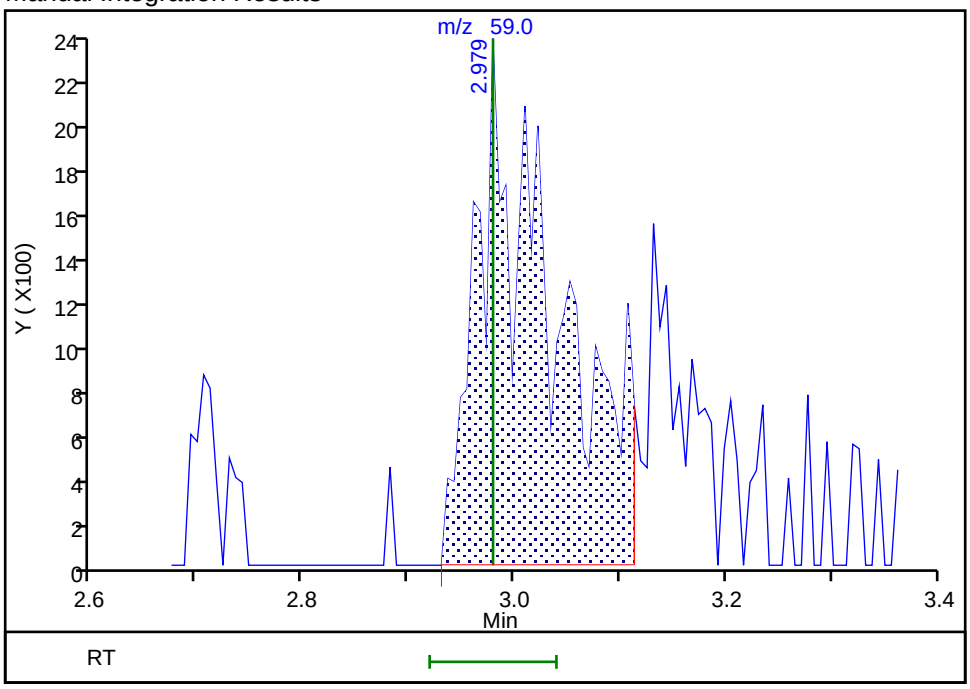

Reviewer: HillL, 03-Nov-2021 10:47:02
Audit Action: Manually Integrated Audit Reason: Poor chromatography

Eurofins TestAmerica, Buffalo

Data File: \\chromfs\Buffalo\ChromData\HP5973S\20211102-102107.b\S5630.D
Injection Date: 02-Nov-2021 16:02:30 Instrument ID: HP5973S
Lims ID: IC 0.5
Client ID:
Operator ID: LH ALS Bottle#: 3 Worklist Smp#: 4
Purge Vol: 5.000 mL Dil. Factor: 1.0000
Method: S-8260 Limit Group: MV - 8260C ICAL
Column: ZB-624 (0.18 mm) Detector MS SCAN

33 Acrylonitrile, CAS: 107-13-1

Signal: 1

Processing Integration Results

RT: 3.07
Area: 41981
Amount: 5.171811
Amount Units: ug/L

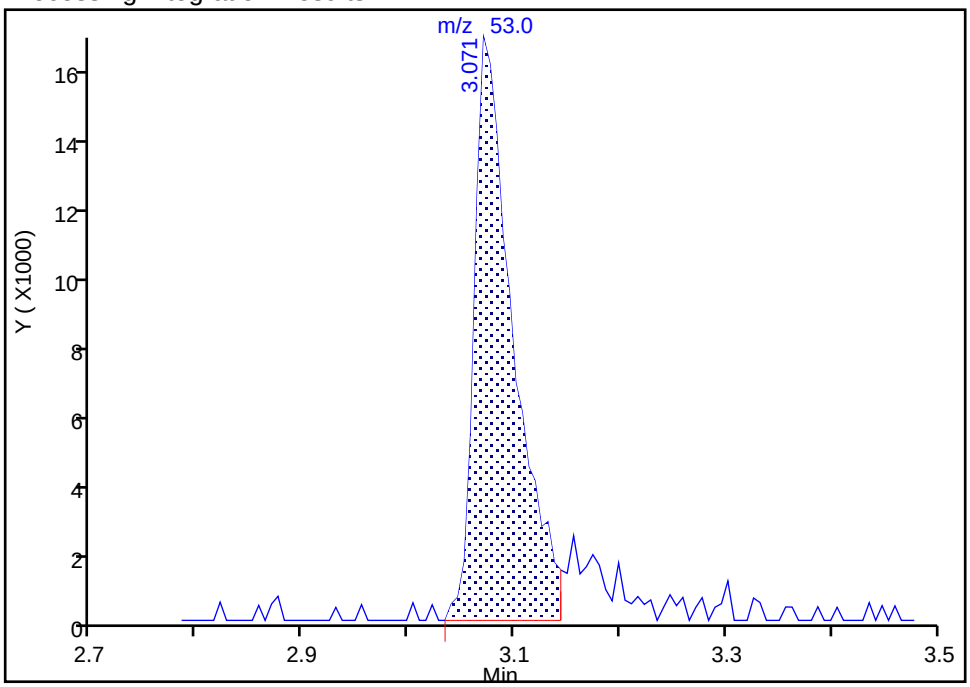

Manual Integration Results

RT: 3.07
Area: 46633
Amount: 5.550976
Amount Units: ug/L

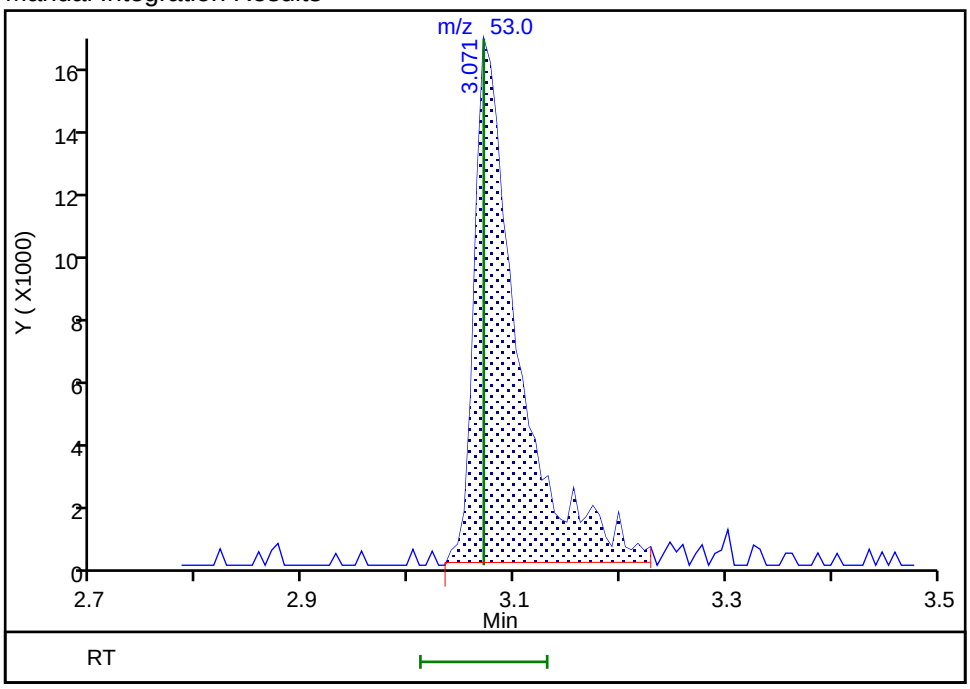

Reviewer: HillL, 03-Nov-2021 10:47:23
Audit Action: Manually Integrated Audit Reason: Poor chromatography

Eurofins TestAmerica, Buffalo

Data File: \\chromfs\Buffalo\ChromData\HP5973S\20211102-102107.b\S5630.D
Injection Date: 02-Nov-2021 16:02:30 Instrument ID: HP5973S
Lims ID: IC 0.5
Client ID:
Operator ID: LH ALS Bottle#: 3 Worklist Smp#: 4
Purge Vol: 5.000 mL Dil. Factor: 1.0000
Method: S-8260 Limit Group: MV - 8260C ICAL
Column: ZB-624 (0.18 mm) Detector MS SCAN

49 Tetrahydrofuran, CAS: 109-99-9

Signal: 1

Processing Integration Results

RT: 4.21
Area: 7015
Amount: 0.987725
Amount Units: ug/L

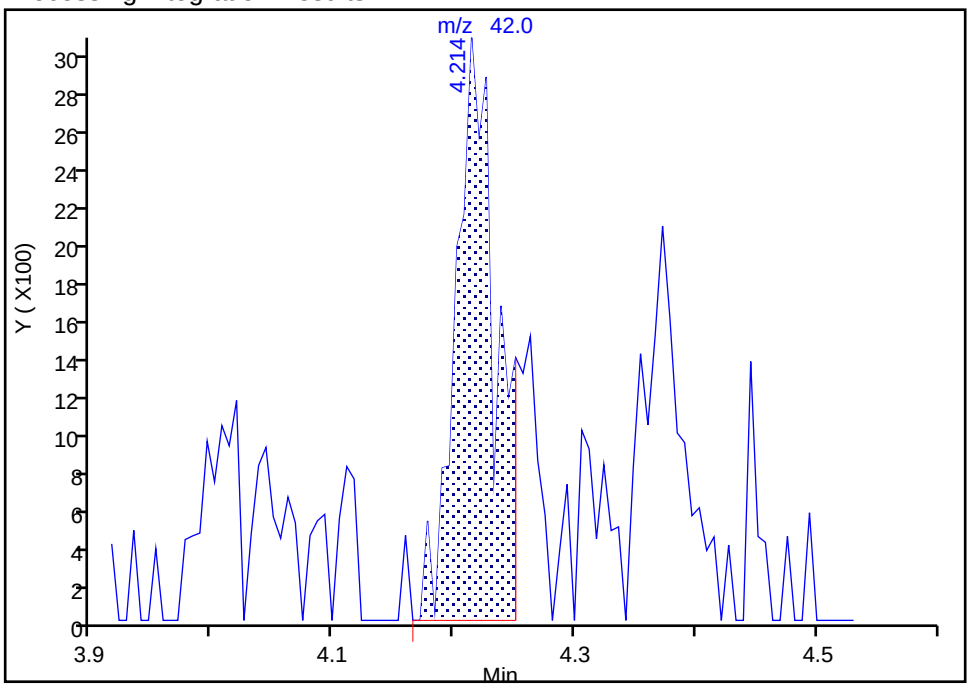

Manual Integration Results

RT: 4.21
Area: 8289
Amount: 1.111846
Amount Units: ug/L

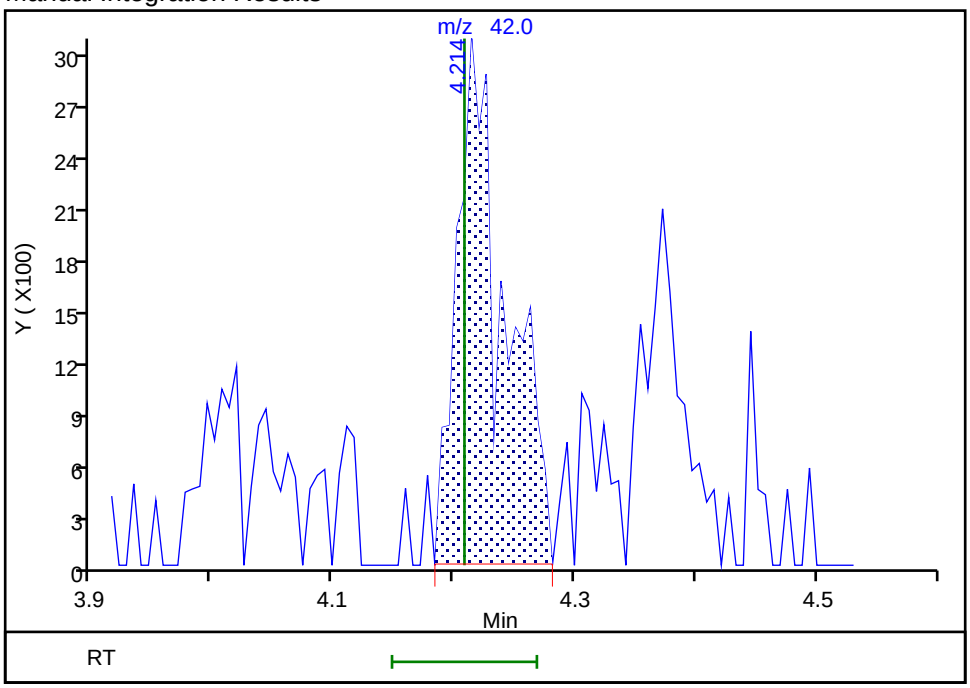

Reviewer: HillL, 03-Nov-2021 10:47:45
Audit Action: Manually Integrated Audit Reason: Poor chromatography

Manual Integration/User Assign Peak Report

Eurofins TestAmerica, Buffalo

Data File: \\chromfs\Buffalo\ChromData\HP5973S\20211102-102107.b\S5630.D
Injection Date: 02-Nov-2021 16:02:30 Instrument ID: HP5973S
Lims ID: IC 0.5
Client ID:
Operator ID: LH ALS Bottle#: 3 Worklist Smp#: 4
Purge Vol: 5.000 mL Dil. Factor: 1.0000
Method: S-8260 Limit Group: MV - 8260C ICAL
Column: ZB-624 (0.18 mm) Detector MS SCAN

66 1,4-Dioxane, CAS: 123-91-1

Signal: 1

Not Detected
Expected RT: 5.72

Processing Integration Results

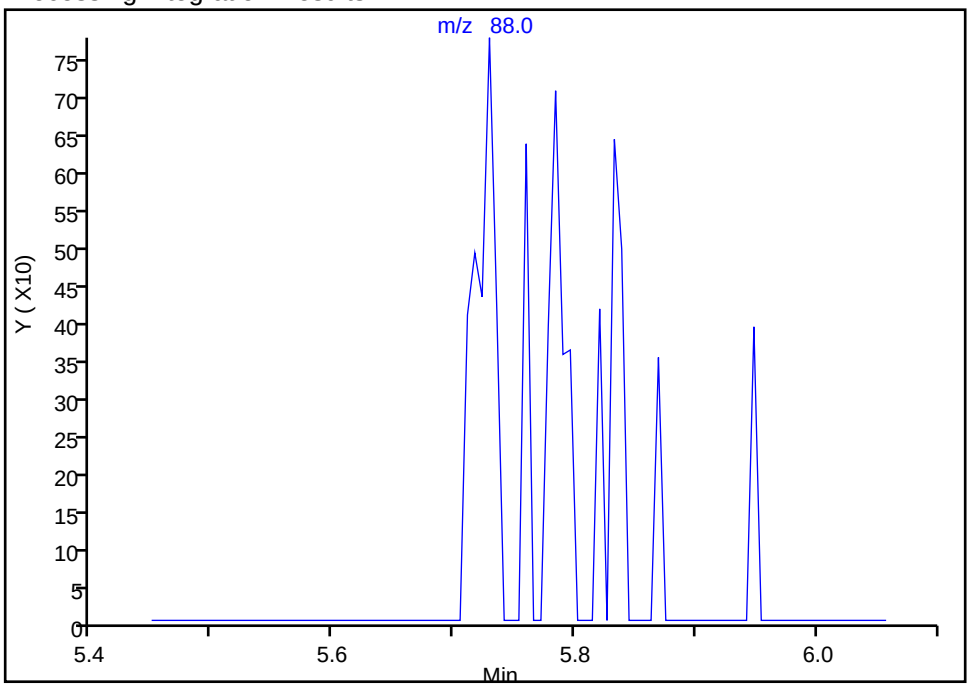

Manual Integration Results

RT: 5.73
Area: 1834
Amount: 10.553300
Amount Units: ug/L

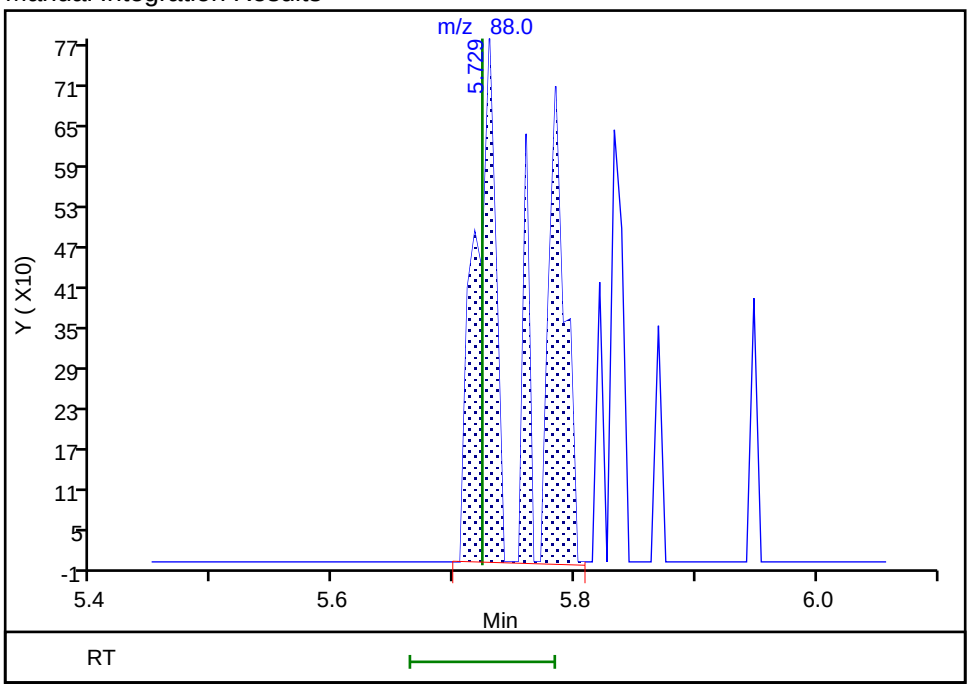

Reviewer: HillL, 03-Nov-2021 10:48:19
Audit Action: Manually Integrated Audit Reason: Poor chromatography

Manual Integration/User Assign Peak Report

Eurofins TestAmerica, Buffalo

Data File: \\chromfs\Buffalo\ChromData\HP5973S\20211102-102107.b\S5630.D
Injection Date: 02-Nov-2021 16:02:30 Instrument ID: HP5973S
Lims ID: IC 0.5
Client ID:
Operator ID: LH ALS Bottle#: 3 Worklist Smp#: 4
Purge Vol: 5.000 mL Dil. Factor: 1.0000
Method: S-8260 Limit Group: MV - 8260C ICAL
Column: ZB-624 (0.18 mm) Detector MS SCAN

69 2-Chloroethyl vinyl ether, CAS: 110-75-8

Signal: 1

Not Detected
Expected RT: 6.16

Processing Integration Results

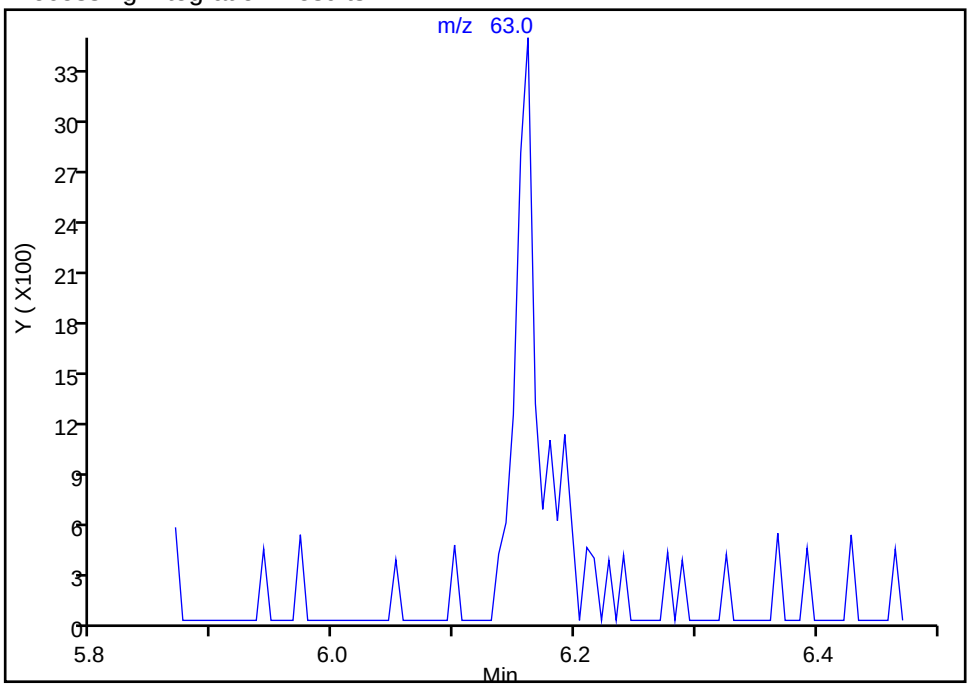

Manual Integration Results

RT: 6.16
Area: 5200
Amount: 0.545979
Amount Units: ug/L

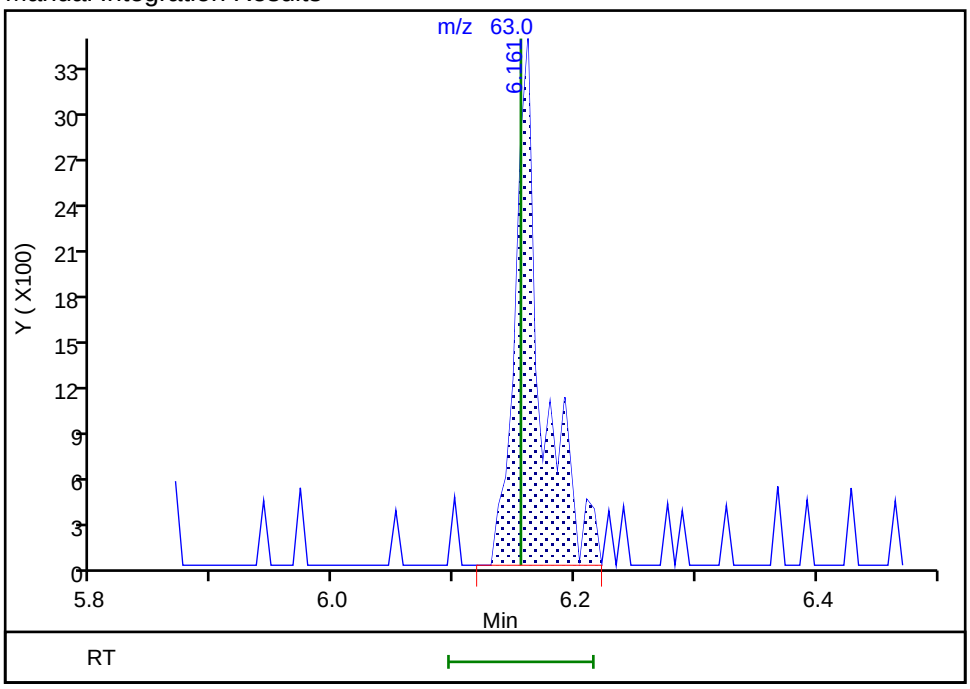

Reviewer: HillL, 03-Nov-2021 10:48:30
Audit Action: Manually Integrated Audit Reason: Poor chromatography

Manual Integration/User Assign Peak Report

Eurofins TestAmerica, Buffalo

Data File: \\chromfs\Buffalo\ChromData\HP5973S\20211102-102107.b\S5630.D
Injection Date: 02-Nov-2021 16:02:30 Instrument ID: HP5973S
Lims ID: IC 0.5
Client ID:
Operator ID: LH ALS Bottle#: 3 Worklist Smp#: 4
Purge Vol: 5.000 mL Dil. Factor: 1.0000
Method: S-8260 Limit Group: MV - 8260C ICAL
Column: ZB-624 (0.18 mm) Detector MS SCAN

79 1,1,2-Trichloroethane, CAS: 79-00-5

Signal: 1

Not Detected
Expected RT: 7.04

Processing Integration Results

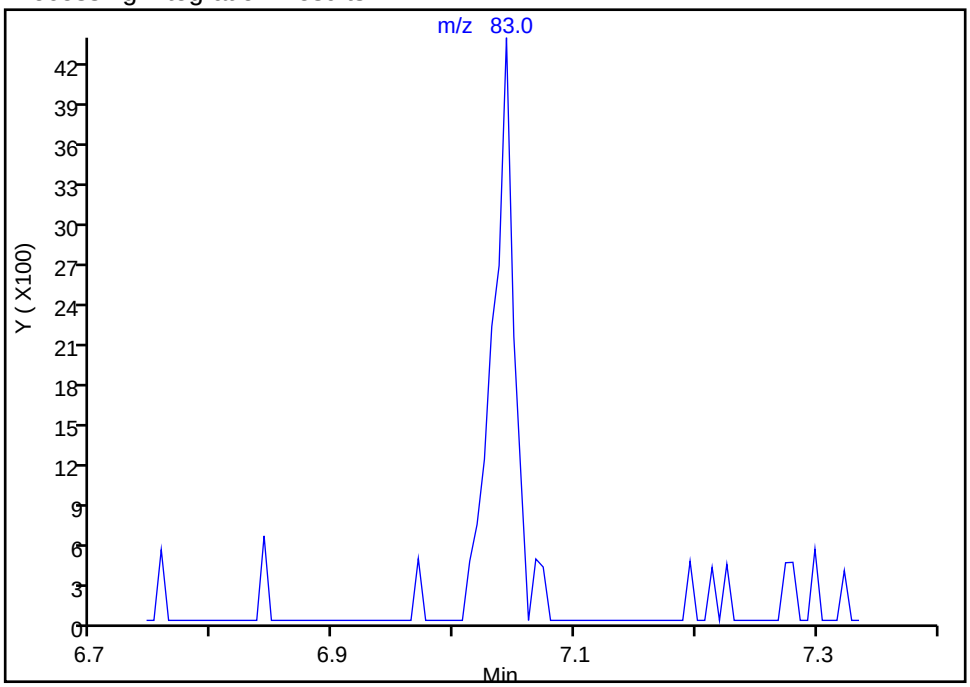

Manual Integration Results

RT: 7.04
Area: 5642
Amount: 0.595170
Amount Units: ug/L

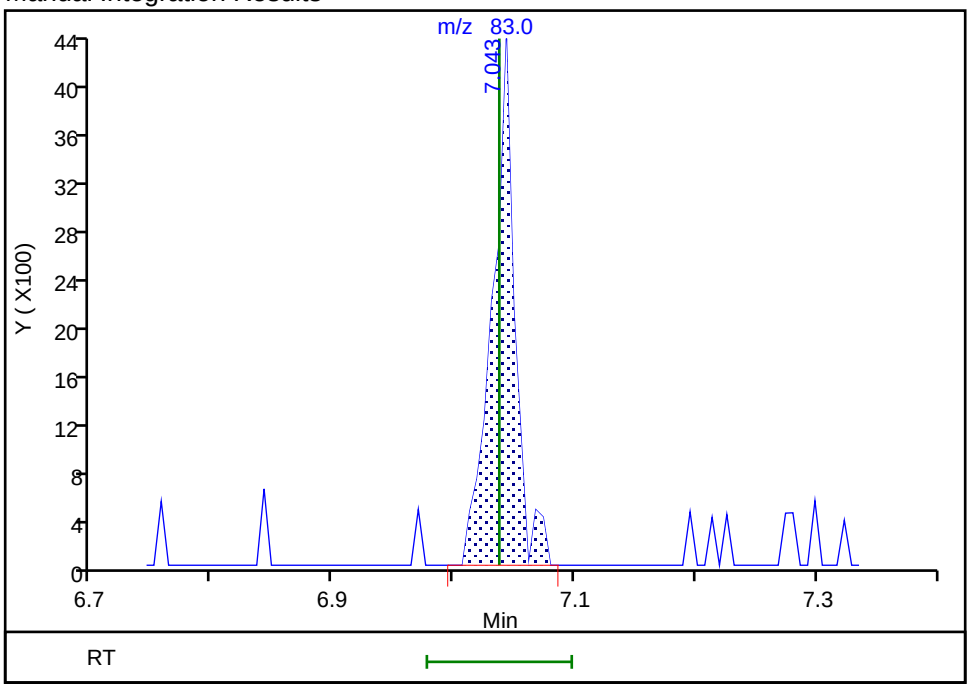

Reviewer: HillL, 03-Nov-2021 10:48:44
Audit Action: Manually Integrated Audit Reason: Poor chromatography

Manual Integration/User Assign Peak Report

Eurofins TestAmerica, Buffalo

Data File: \\chromfs\Buffalo\ChromData\HP5973S\20211102-102107.b\S5630.D
Injection Date: 02-Nov-2021 16:02:30 Instrument ID: HP5973S
Lims ID: IC 0.5
Client ID:
Operator ID: LH ALS Bottle#: 3 Worklist Smp#: 4
Purge Vol: 5.000 mL Dil. Factor: 1.0000
Method: S-8260 Limit Group: MV - 8260C ICAL
Column: ZB-624 (0.18 mm) Detector MS SCAN

81 Tetrachloroethene, CAS: 127-18-4

Signal: 1

Not Detected
Expected RT: 7.08

Processing Integration Results

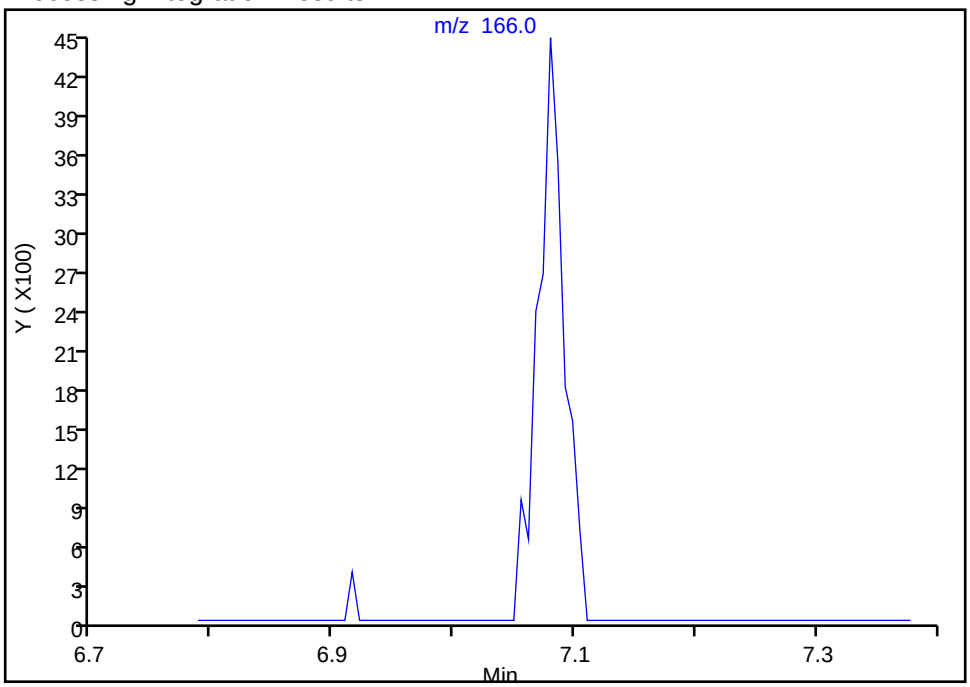

Manual Integration Results

RT: 7.08
Area: 6825
Amount: 0.521893
Amount Units: ug/L

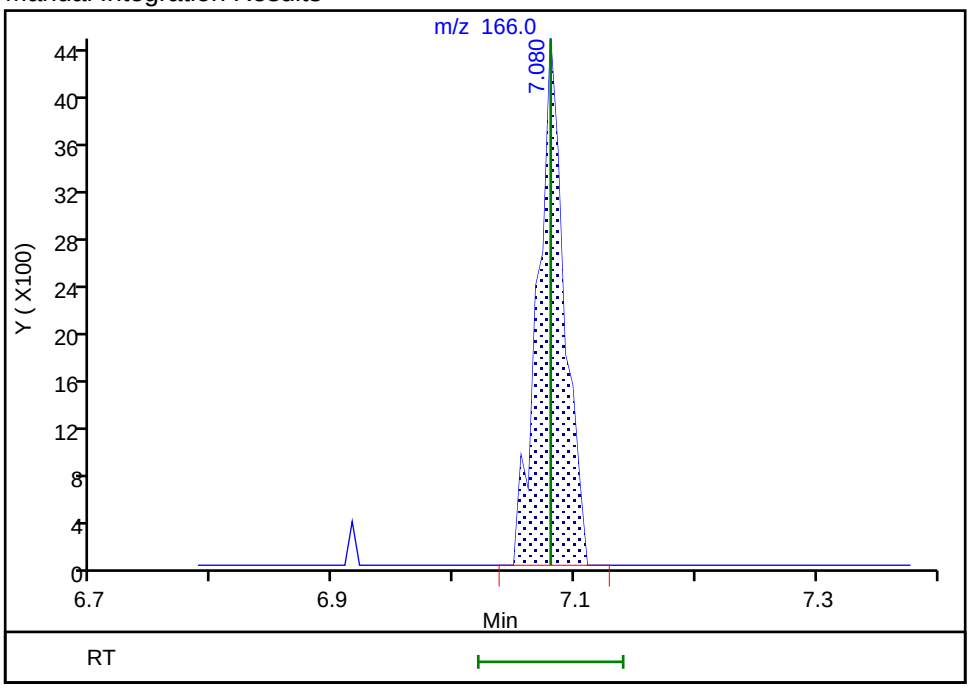

Reviewer: HillL, 03-Nov-2021 10:48:49
Audit Action: Manually Integrated Audit Reason: Poor chromatography

Manual Integration/User Assign Peak Report

Eurofins TestAmerica, Buffalo

Data File: \\chromfs\Buffalo\ChromData\HP5973S\20211102-102107.b\S5630.D
Injection Date: 02-Nov-2021 16:02:30 Instrument ID: HP5973S
Lims ID: IC 0.5
Client ID:
Operator ID: LH ALS Bottle#: 3 Worklist Smp#: 4
Purge Vol: 5.000 mL Dil. Factor: 1.0000
Method: S-8260 Limit Group: MV - 8260C ICAL
Column: ZB-624 (0.18 mm) Detector MS SCAN

92 Styrene, CAS: 100-42-5

Signal: 1

Processing Integration Results

RT: 8.67
Area: 17064
Amount: 0.478325
Amount Units: ug/L

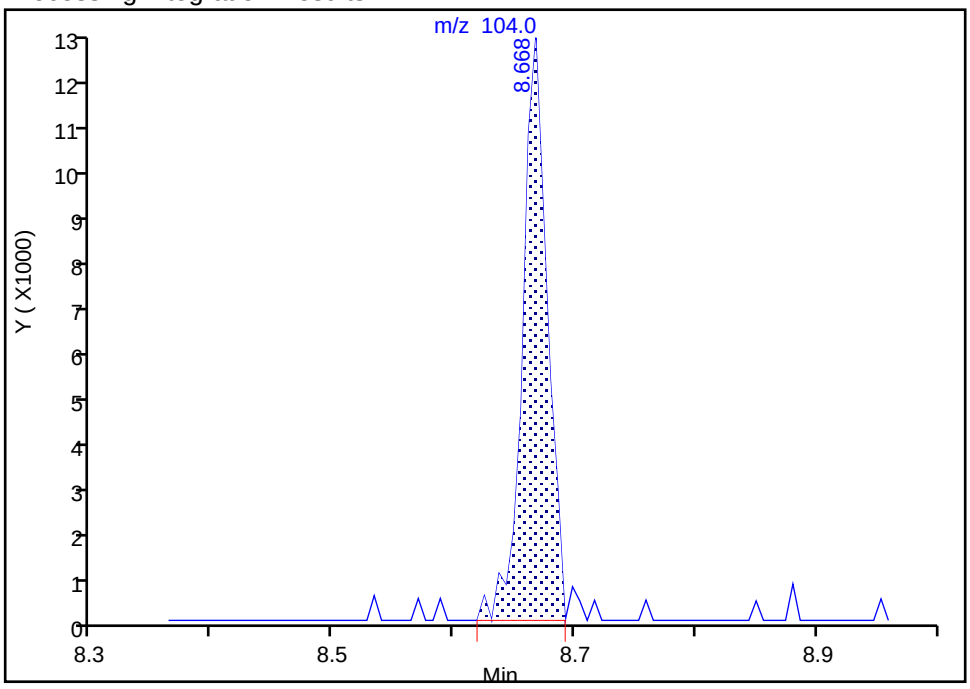

Manual Integration Results

RT: 8.67
Area: 17464
Amount: 0.488169
Amount Units: ug/L

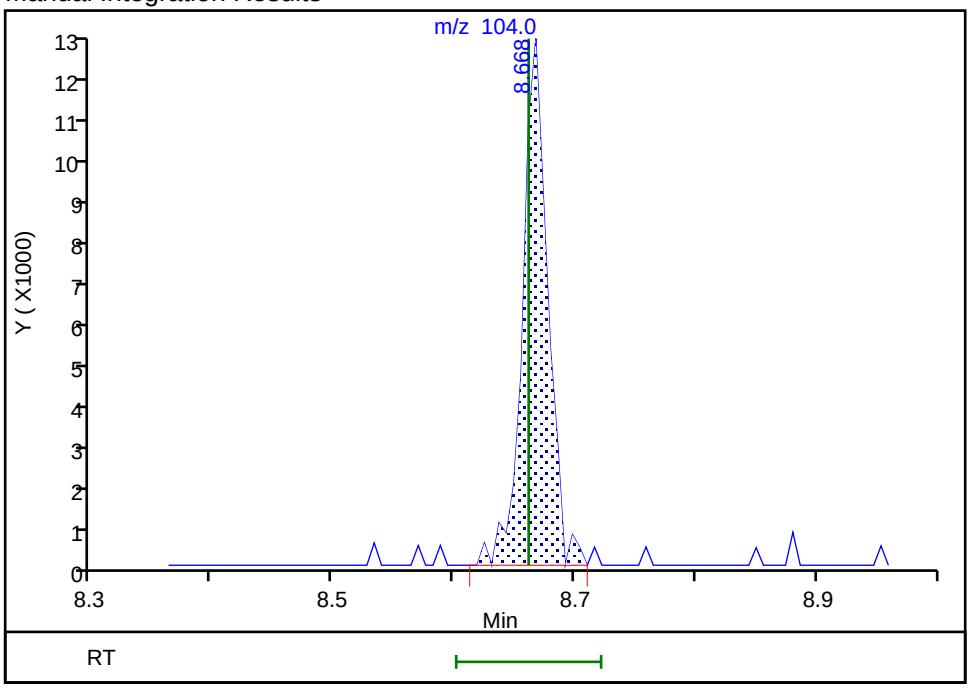

Reviewer: HillL, 03-Nov-2021 10:49:04
Audit Action: Manually Integrated Audit Reason: Poor chromatography

Eurofins TestAmerica, Buffalo

Data File: \\chromfs\Buffalo\ChromData\HP5973S\20211102-102107.b\S5630.D
Injection Date: 02-Nov-2021 16:02:30 Instrument ID: HP5973S
Lims ID: IC 0.5
Client ID:
Operator ID: LH ALS Bottle#: 3 Worklist Smp#: 4
Purge Vol: 5.000 mL Dil. Factor: 1.0000
Method: S-8260 Limit Group: MV - 8260C ICAL
Column: ZB-624 (0.18 mm) Detector MS SCAN

117 1,2-Dibromo-3-Chloropropane, CAS: 96-12-8

Signal: 1

Not Detected
Expected RT: 11.52

Processing Integration Results

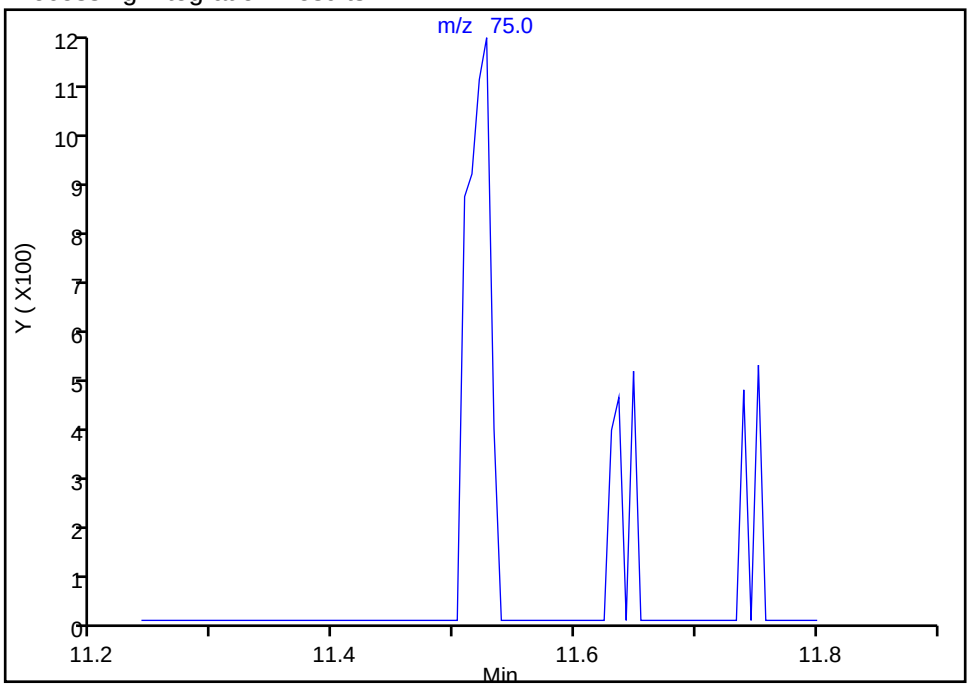

Manual Integration Results

RT: 11.53
Area: 1581
Amount: 0.440409
Amount Units: ug/L

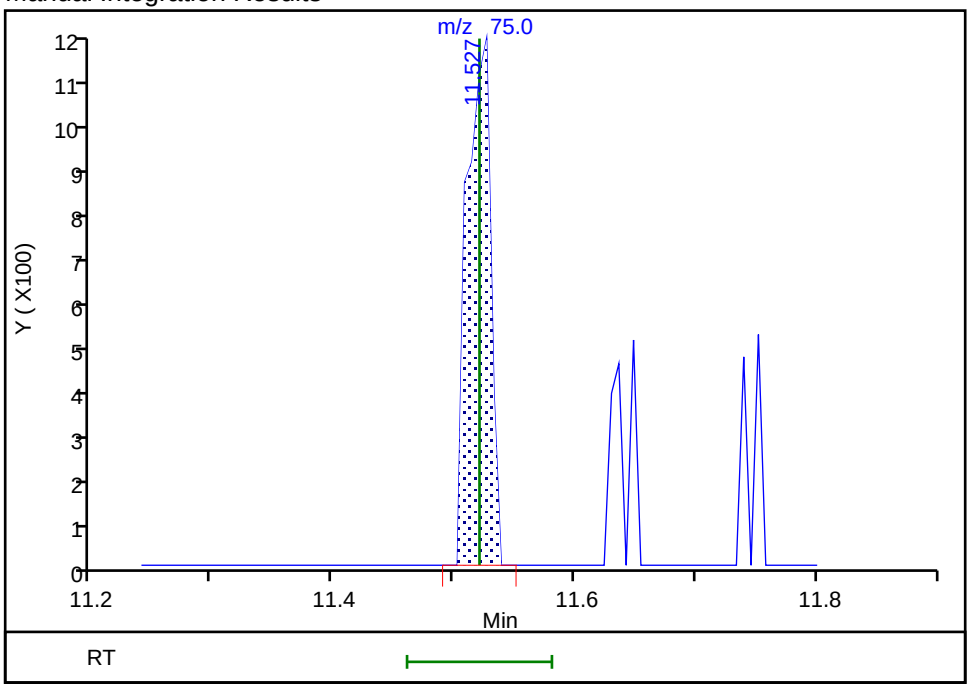

Reviewer: HillL, 03-Nov-2021 10:50:20
Audit Action: Manually Integrated Audit Reason: Poor chromatography

Eurofins TestAmerica, Buffalo
Target Compound Quantitation Report

Data File: \\chromfs\Buffalo\ChromData\HP5973S\20211102-102107.b\S5631.D
Lims ID: IC
Client ID:
Sample Type: IC Calib Level: 2
Inject. Date: 02-Nov-2021 16:25:30 ALS Bottle#: 4 Worklist Smp#: 5
Purge Vol: 5.000 mL Dil. Factor: 1.0000
Sample Info: IC
Misc. Info.: 480-0102107-005
Operator ID: LH Instrument ID: HP5973S
Sublist: chrom-S-8260*sub26

Method: \\chromfs\Buffalo\ChromData\HP5973S\20211102-102107.b\S-8260.m
Limit Group: MV - 8260C ICAL
Last Update: 03-Nov-2021 12:15:59 Calib Date: 02-Nov-2021 23:00:30
Integrator: RTE ID Type: RT Order ID
Quant Method: Internal Standard Quant By: Initial Calibration
Last ICal File: \\chromfs\Buffalo\ChromData\HP5973S\20211102-102107.b\S5648.D

Column 1 : ZB-624 (0.18 mm) Det: MS SCAN
Process Host: CTX1676

First Level Reviewer: HillL Date: 03-Nov-2021 10:52:44

Compound	Sig	RT (min.)	Adj RT (min.)	Dlt RT (min.)	Q	Response	Cal Amt ug/L	OnCol Amt ug/L	Flags
* 153 Fluorobenzene (IS)	70	4.999	4.999	0.000	98	169215	25.0	25.0	
* 2 Chlorobenzene-d5	82	7.962	7.962	0.000	89	341823	25.0	25.0	
* 3 1,4-Dichlorobenzene-d4	152	10.395	10.395	0.000	94	308918	25.0	25.0	
$ 154 Dibromofluoromethane (Surr)	113	4.427	4.427	0.000	55	217764	25.0	25.8	
$ 4 1,2-Dichloroethane-d4 (Surr)	67	4.732	4.732	0.000	93	154531	25.0	26.0	
$ 5 Toluene-d8 (Surr)	98	6.490	6.496	-0.006	83	887886	25.0	25.3	
$ 6 4-Bromofluorobenzene (Surr)	174	9.221	9.221	0.000	89	261625	25.0	24.9	
10 Dichlorodifluoromethane	85	1.081	1.082	-0.001	69	9286	1.00	0.9288	
12 Chloromethane	50	1.246	1.240	0.006	67	20892	1.00	1.17	
13 Vinyl chloride	62	1.313	1.313	0.000	59	15438	1.00	1.03	
151 Butadiene	54	1.325	1.325	0.000	62	18982	1.00	1.01	
14 Bromomethane	94	1.580	1.593	-0.013	48	9070	1.00	1.14	M
15 Chloroethane	64	1.653	1.653	0.000	50	9781	1.00	1.07	
17 Trichlorofluoromethane	101	1.842	1.848	-0.006	51	15661	1.00	0.9638	
16 Dichlorofluoromethane	67	1.854	1.848	0.006	46	22122	1.00	1.10	
18 Ethyl ether	59	2.097	2.091	0.006	89	11693	1.00	0.9338	
20 Acrolein	56	2.268	2.268	0.000	21	3740	5.00	5.27	M
21 1,1,2-Trichloro-1,2,2-trifluoroe	101	2.298	2.304	-0.006	56	8326	1.00	0.9419	
22 1,1-Dichloroethene	96	2.310	2.316	-0.006	80	9021	1.00	1.00	
23 Acetone	43	2.420	2.420	0.000	97	40275	5.00	6.12	
25 Iodomethane	142	2.469	2.469	0.000	79	15126	1.00	0.99	
26 Carbon disulfide	76	2.499	2.499	0.000	90	31803	1.00	0.9583	
28 3-Chloro-1-propene	41	2.645	2.651	-0.006	83	24835	1.00	1.02	
27 Methyl acetate	43	2.700	2.700	0.000	95	37254	2.00	2.24	
30 Methylene Chloride	84	2.815	2.815	0.000	71	13870	1.00	0.9518	M
31 2-Methyl-2-propanol	59	2.980	2.980	0.000	44	22146	10.0	9.95	
32 Methyl tert-butyl ether	73	2.992	2.998	-0.006	88	38139	1.00	1.00	
34 trans-1,2-Dichloroethene	96	3.004	3.010	-0.006	67	11256	1.00	0.9886	
33 Acrylonitrile	53	3.077	3.071	0.006	97	83347	10.0	10.0	M
35 Hexane	57	3.192	3.199	-0.007	83	21566	1.00	0.9837	

Compound	Sig	RT (min.)	Adj RT (min.)	Dlt RT (min.)	Q	Response	Cal Amt ug/L	OnCol Amt ug/L	Flags
39 1,1-Dichloroethane	63	3.411	3.418	-0.007	59	21077	1.00	0.9231	
37 Vinyl acetate	43	3.478	3.478	0.000	96	82162	2.00	2.00	
44 2,2-Dichloropropane	77	3.922	3.923	-0.001	63	10334	1.00	0.9566	
45 cis-1,2-Dichloroethene	96	3.965	3.959	0.006	57	13116	1.00	1.04	
43 2-Butanone (MEK)	43	4.008	4.008	0.000	88	43282	5.00	4.09	
48 Chlorobromomethane	128	4.196	4.196	0.000	68	7110	1.00	1.13	
49 Tetrahydrofuran	42	4.215	4.208	0.006	87	15402	2.00	2.09	
50 Chloroform	83	4.275	4.275	0.000	75	18931	1.00	0.9116	
51 1,1,1-Trichloroethane	97	4.373	4.373	0.000	59	16404	1.00	0.9525	
52 Cyclohexane	56	4.373	4.379	-0.006	83	23067	1.00	0.8902	
55 Carbon tetrachloride	117	4.513	4.507	0.006	75	10684	1.00	0.8088	
54 1,1-Dichloropropene	75	4.519	4.525	-0.006	73	14861	1.00	0.9433	
57 Benzene	78	4.726	4.726	0.000	40	44956	1.00	0.9637	
53 Isobutyl alcohol	43	4.786	4.774	0.012	77	28204	25.0	25.2	
58 1,2-Dichloroethane	62	4.799	4.799	0.000	78	19085	1.00	0.9415	
59 n-Heptane	43	4.908	4.908	0.000	86	26061	1.00	0.9534	
62 Trichloroethene	95	5.334	5.334	0.000	66	11220	1.00	0.9769	
64 Methylcyclohexane	83	5.437	5.437	0.000	83	18149	1.00	0.8754	
65 1,2-Dichloropropane	63	5.571	5.571	0.000	76	14184	1.00	1.04	
67 Dibromomethane	93	5.711	5.705	0.006	74	7693	1.00	1.05	
66 1,4-Dioxane	88	5.729	5.723	0.006	0	3703	20.0	22.7	M
68 Dichlorobromomethane	83	5.863	5.869	-0.006	71	14005	1.00	0.9856	
69 2-Chloroethyl vinyl ether	63	6.161	6.155	0.006	0	8943	1.00	0.9507	M
72 cis-1,3-Dichloropropene	75	6.283	6.283	0.000	60	18176	1.00	0.9439	
73 4-Methyl-2-pentanone (MIBK)	43	6.435	6.429	0.006	98	109922	5.00	5.09	
74 Toluene	92	6.557	6.557	0.000	83	27786	1.00	0.9748	
77 trans-1,3-Dichloropropene	75	6.855	6.849	0.006	75	17013	1.00	0.9535	
75 Ethyl methacrylate	69	6.903	6.903	0.000	58	16973	1.00	0.9836	
79 1,1,2-Trichloroethane	83	7.031	7.037	-0.006	72	8407	1.00	0.9457	
81 Tetrachloroethene	166	7.080	7.080	0.000	65	11772	1.00	0.9599	
82 1,3-Dichloropropane	76	7.195	7.189	0.006	73	19924	1.00	1.05	
80 2-Hexanone	43	7.275	7.268	0.007	95	73582	5.00	4.78	
83 Chlorodibromomethane	129	7.427	7.421	0.006	50	9544	1.00	0.9724	
84 Ethylene Dibromide	107	7.524	7.518	0.006	51	11677	1.00	1.03	
87 Chlorobenzene	112	7.992	7.992	0.000	82	30430	1.00	0.9389	
88 Ethylbenzene	91	8.090	8.090	0.000	93	49688	1.00	0.9192	
89 1,1,1,2-Tetrachloroethane	131	8.096	8.096	0.000	23	9525	1.00	0.8671	
90 m-Xylene & p-Xylene	106	8.211	8.211	0.000	91	19228	1.00	0.9051	
91 o-Xylene	106	8.637	8.631	0.006	85	21481	1.00	1.02	
92 Styrene	104	8.668	8.662	0.006	74	32217	1.00	0.9603	
95 Bromoform	173	8.911	8.905	0.006	41	5798	1.00	0.8801	
94 Isopropylbenzene	105	9.014	9.014	0.000	84	53214	1.00	0.99	
101 Bromobenzene	156	9.361	9.367	-0.006	79	14121	1.00	1.07	
97 1,1,2,2-Tetrachloroethane	83	9.452	9.446	0.006	48	14724	1.00	0.9682	
99 N-Propylbenzene	91	9.465	9.459	0.006	96	58147	1.00	0.9390	
100 1,2,3-Trichloropropane	110	9.471	9.471	0.000	50	5889	1.00	1.12	
98 trans-1,4-Dichloro-2-butene	53	9.507	9.495	0.012	1	2086	1.00	3.35	M
103 2-Chlorotoluene	126	9.556	9.562	-0.006	86	12619	1.00	0.9811	
102 1,3,5-Trimethylbenzene	105	9.653	9.653	0.000	85	41910	1.00	0.9128	
105 4-Chlorotoluene	126	9.684	9.684	0.000	61	11687	1.00	0.9149	
106 tert-Butylbenzene	134	9.976	9.976	0.000	80	9232	1.00	0.9087	
107 1,2,4-Trimethylbenzene	105	10.030	10.030	0.000	68	44419	1.00	0.9349	

Compound	Sig	RT (min.)	Adj RT (min.)	Dlt RT (min.)	Q	Response	Cal Amt ug/L	OnCol Amt ug/L	Flags
109 sec-Butylbenzene	105	10.195	10.189	0.006	80	47005	1.00	0.8212	
111 1,3-Dichlorobenzene	146	10.322	10.322	0.000	78	26018	1.00	0.9893	
110 4-Isopropyltoluene	119	10.341	10.341	0.000	95	47357	1.00	0.8895	
113 1,4-Dichlorobenzene	146	10.414	10.414	0.000	42	24691	1.00	0.9367	
115 n-Butylbenzene	91	10.736	10.736	0.000	89	43203	1.00	0.9223	
116 1,2-Dichlorobenzene	146	10.773	10.773	0.000	84	26750	1.00	1.02	
117 1,2-Dibromo-3-Chloropropane	75	11.521	11.521	0.000	15	3309	1.00	1.01	
119 1,2,4-Trichlorobenzene	180	12.196	12.190	0.006	80	19496	1.00	0.9453	
120 Hexachlorobutadiene	225	12.312	12.306	0.006	67	7861	1.00	0.8439	
121 Naphthalene	128	12.403	12.403	0.000	91	59252	1.00	0.9678	
122 1,2,3-Trichlorobenzene	180	12.610	12.610	0.000	84	20206	1.00	0.9739	
S 123 Total BTEX	1				0			4.78	
S 126 1,3-Dichloropropene, Total	1				0			1.90	
S 125 1,2-Dichloroethene, Total	1				0			2.03	
S 124 Xylenes, Total	1				0			1.93	

QC Flag Legend

Processing Flags

Review Flags

M - Manually Integrated

Reagents:

GAS CORP mix_00479	Amount Added:	1.00	Units: uL	
8260 CORP mix_00216	Amount Added:	1.00	Units: uL	
S_8260_IS_00352	Amount Added:	1.00	Units: uL	Run Reagent
S_8260_Surr_00407	Amount Added:	1.00	Units: uL	Run Reagent

Report Date: 03-Nov-2021 12:16:00 Chrom Revision: 2.3 22-Sep-2021 15:38:46

Eurofins TestAmerica, Buffalo

Data File: \\chromfs\Buffalo\ChromData\HP5973S\20211102-102107.b\S5631.D

Injection Date:	02-Nov-2021 16:25:30	Instrument ID:	HP5973S	Operator ID:	LH
Lims ID:	IC			Worklist Smp#:	5
Client ID:					
Purge Vol:	5.000 mL	Dil. Factor:	1.0000	ALS Bottle#:	4
Method:	S-8260	Limit Group:	MV - 8260C ICAL		

Column: ZB-624 (0.18 mm)

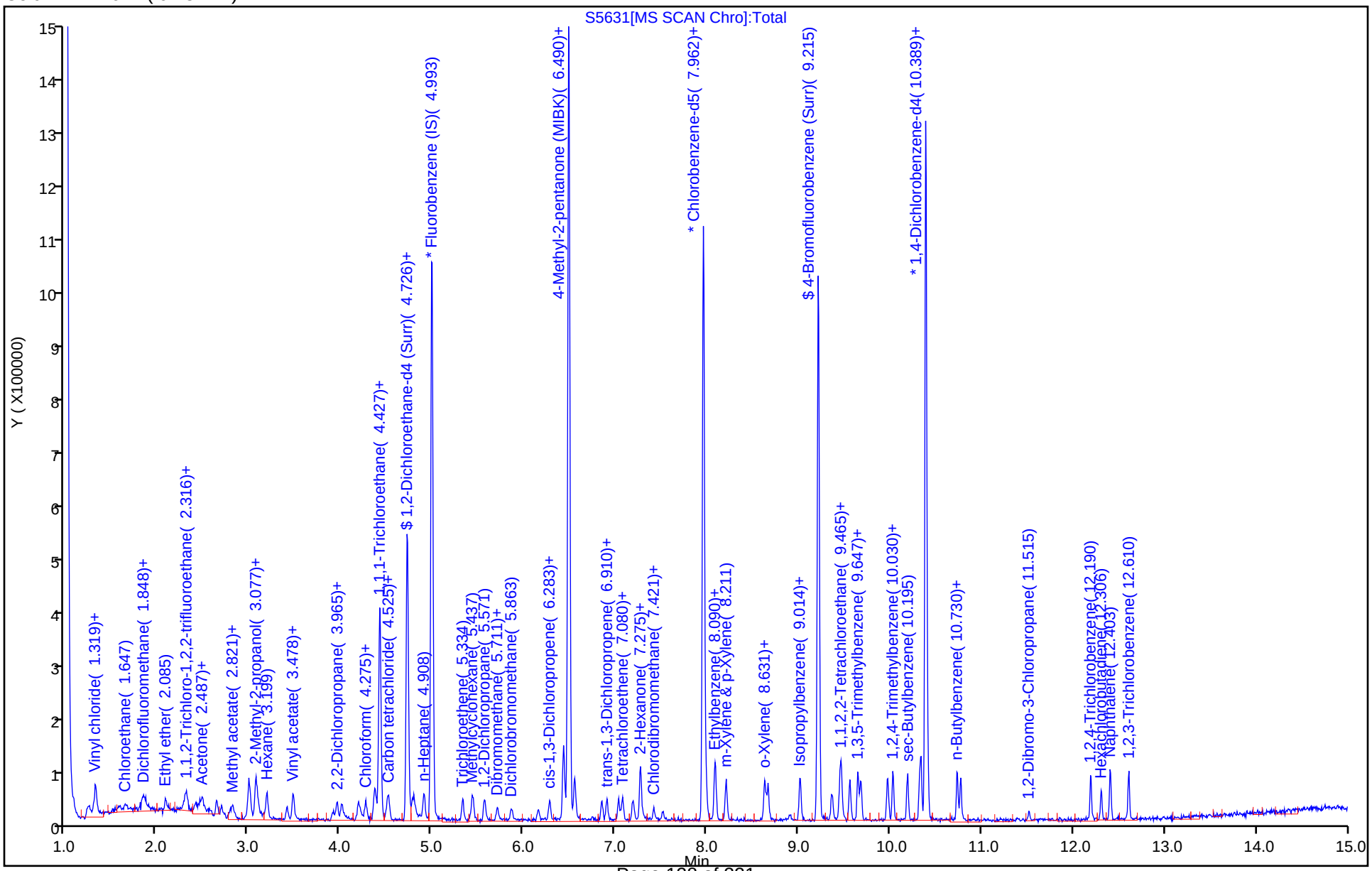

Manual Integration/User Assign Peak Report

Eurofins TestAmerica, Buffalo

Data File: \\chromfs\Buffalo\ChromData\HP5973S\20211102-102107.b\S5631.D
Injection Date: 02-Nov-2021 16:25:30 Instrument ID: HP5973S
Lims ID: IC
Client ID:
Operator ID: LH ALS Bottle#: 4 Worklist Smp#: 5
Purge Vol: 5.000 mL Dil. Factor: 1.0000
Method: S-8260 Limit Group: MV - 8260C ICAL
Column: ZB-624 (0.18 mm) Detector MS SCAN

14 Bromomethane, CAS: 74-83-9

Signal: 1

Processing Integration Results

RT: 1.58
Area: 10847
Amount: 1.300114
Amount Units: ug/L

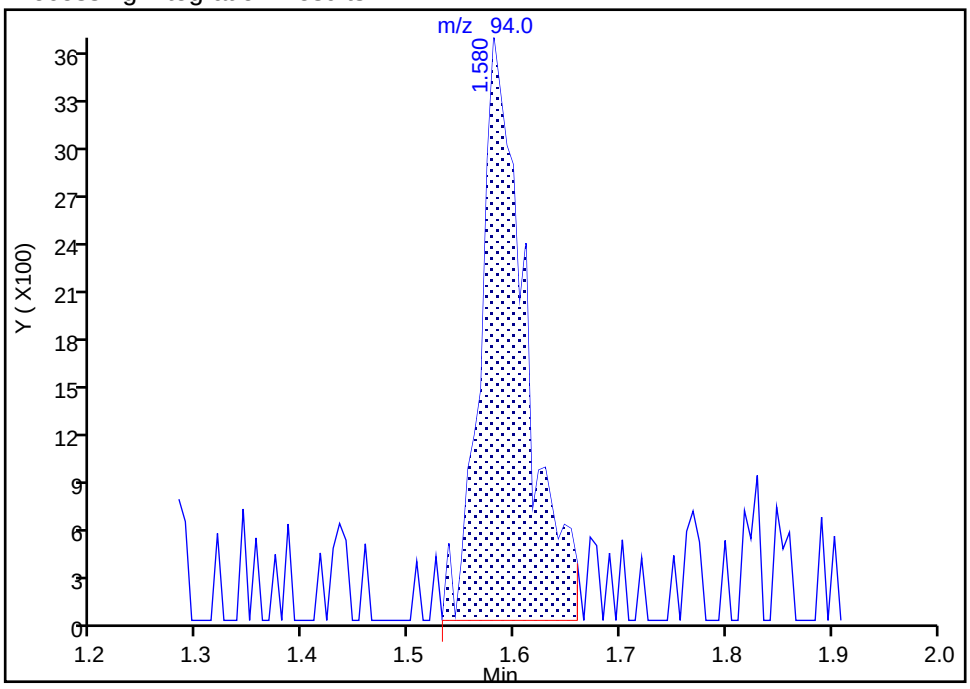

Manual Integration Results

RT: 1.58
Area: 9070
Amount: 1.142473
Amount Units: ug/L

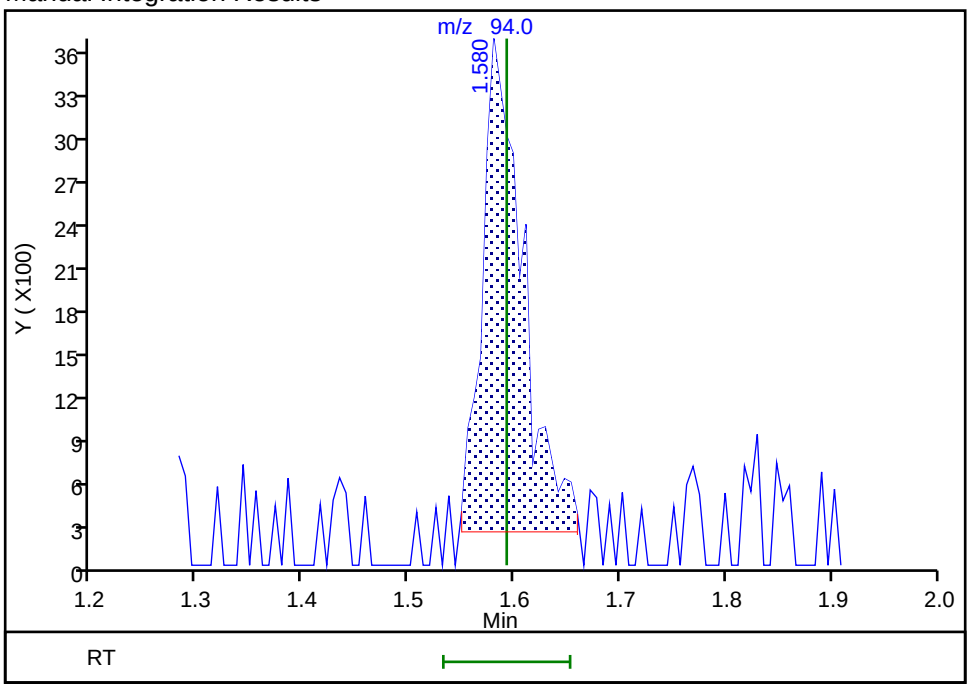

Reviewer: HillL, 03-Nov-2021 10:51:05
Audit Action: Manually Integrated Audit Reason: Poor chromatography

Manual Integration/User Assign Peak Report

Eurofins TestAmerica, Buffalo

Data File: \\chromfs\Buffalo\ChromData\HP5973S\20211102-102107.b\S5631.D
Injection Date: 02-Nov-2021 16:25:30 Instrument ID: HP5973S
Lims ID: IC
Client ID:
Operator ID: LH ALS Bottle#: 4 Worklist Smp#: 5
Purge Vol: 5.000 mL Dil. Factor: 1.0000
Method: S-8260 Limit Group: MV - 8260C ICAL
Column: ZB-624 (0.18 mm) Detector MS SCAN

20 Acrolein, CAS: 107-02-8

Signal: 1

Processing Integration Results

RT: 2.27
Area: 10113
Amount: 11.638441
Amount Units: ug/L

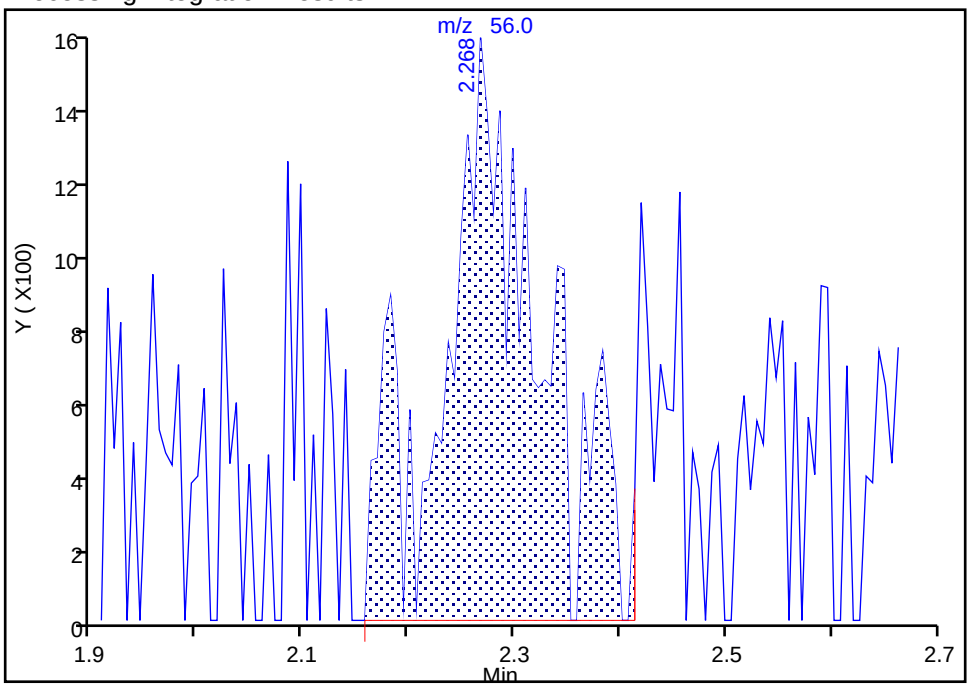

Manual Integration Results

RT: 2.27
Area: 3740
Amount: 5.268554
Amount Units: ug/L

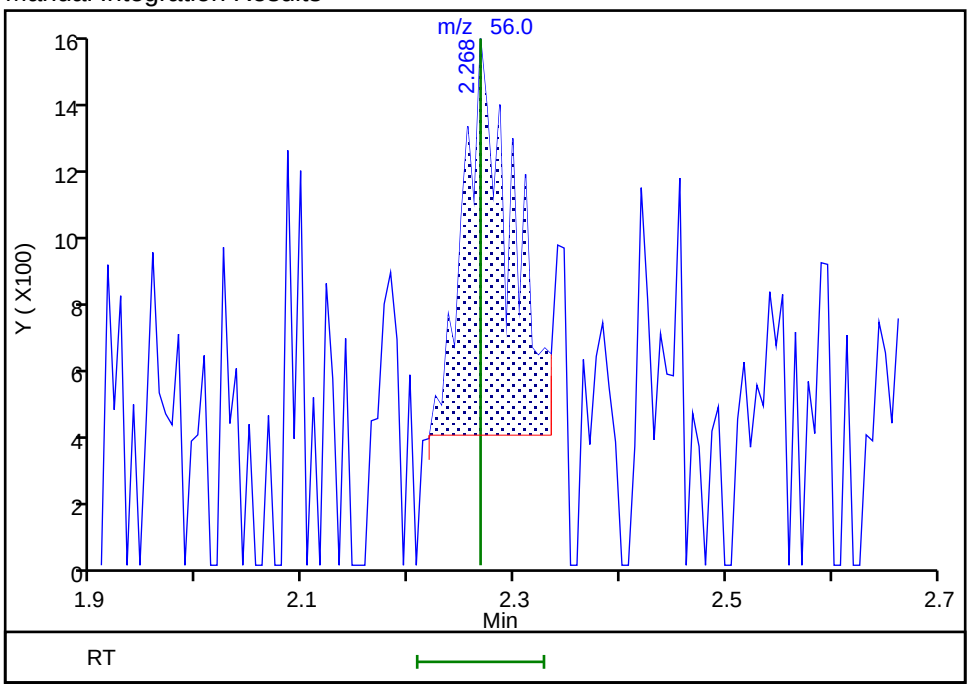

Reviewer: HillL, 03-Nov-2021 10:55:49
Audit Action: Manually Integrated Audit Reason: Poor chromatography

Eurofins TestAmerica, Buffalo

Data File: \\chromfs\Buffalo\ChromData\HP5973S\20211102-102107.b\S5631.D
Injection Date: 02-Nov-2021 16:25:30 Instrument ID: HP5973S
Lims ID: IC
Client ID:
Operator ID: LH ALS Bottle#: 4 Worklist Smp#: 5
Purge Vol: 5.000 mL Dil. Factor: 1.0000
Method: S-8260 Limit Group: MV - 8260C ICAL
Column: ZB-624 (0.18 mm) Detector MS SCAN

30 Methylene Chloride, CAS: 75-09-2

Signal: 1

Processing Integration Results

RT: 2.82
Area: 9845
Amount: 0.779872
Amount Units: ug/L

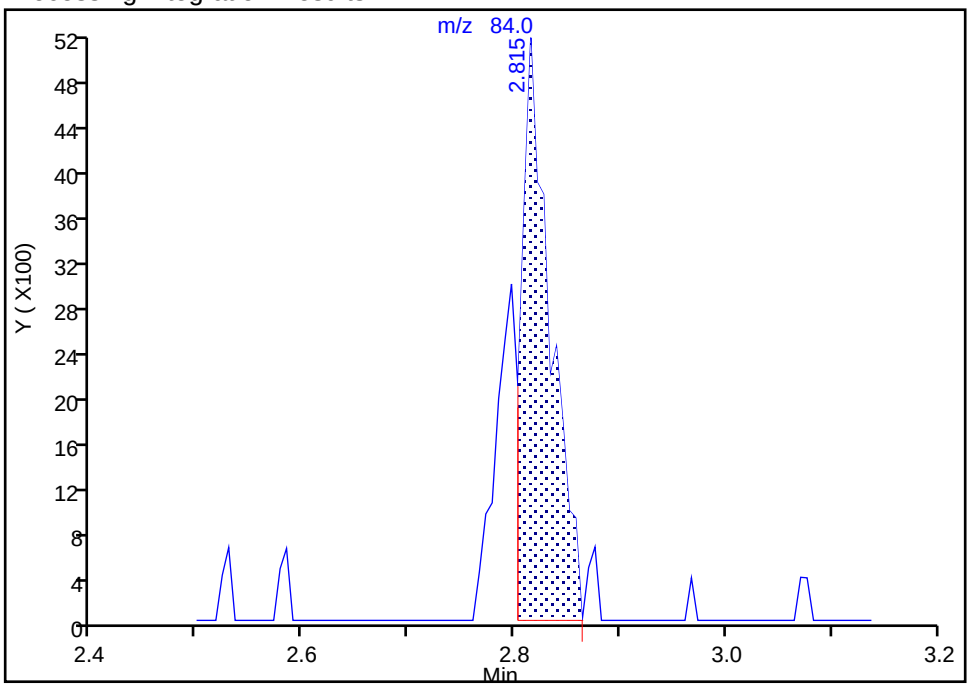

Manual Integration Results

RT: 2.82
Area: 13870
Amount: 0.951761
Amount Units: ug/L

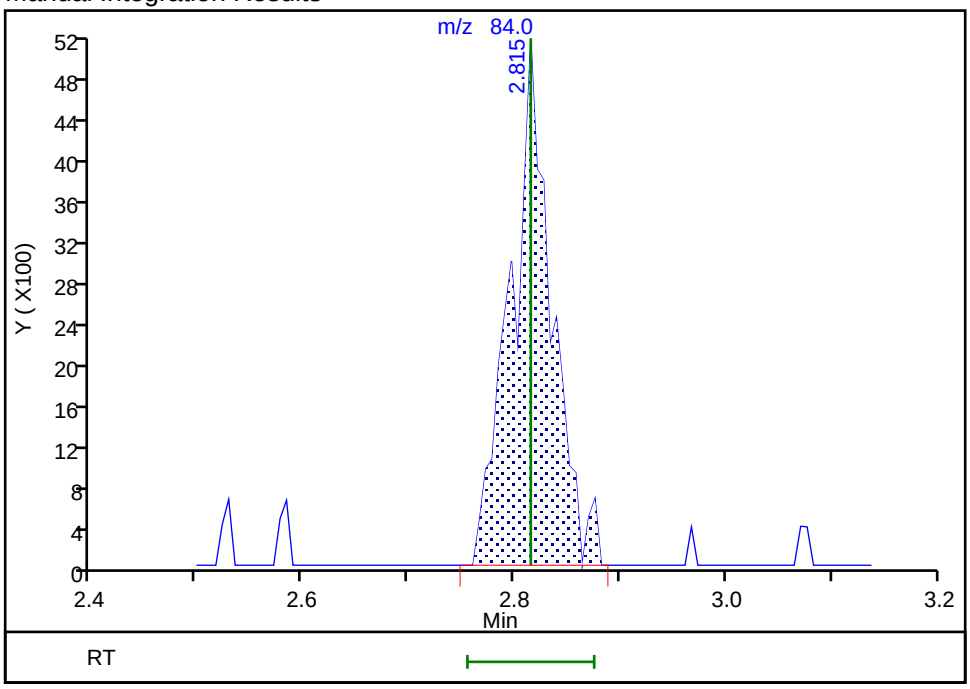

Reviewer: HillL, 03-Nov-2021 10:56:11
Audit Action: Manually Integrated Audit Reason: Poor chromatography

Manual Integration/User Assign Peak Report

Eurofins TestAmerica, Buffalo

Data File: \\chromfs\Buffalo\ChromData\HP5973S\20211102-102107.b\S5631.D
Injection Date: 02-Nov-2021 16:25:30 Instrument ID: HP5973S
Lims ID: IC
Client ID:
Operator ID: LH ALS Bottle#: 4 Worklist Smp#: 5
Purge Vol: 5.000 mL Dil. Factor: 1.0000
Method: S-8260 Limit Group: MV - 8260C ICAL
Column: ZB-624 (0.18 mm) Detector MS SCAN

33 Acrylonitrile, CAS: 107-13-1

Signal: 1

Processing Integration Results

RT: 3.08
Area: 76831
Amount: 9.448062
Amount Units: ug/L

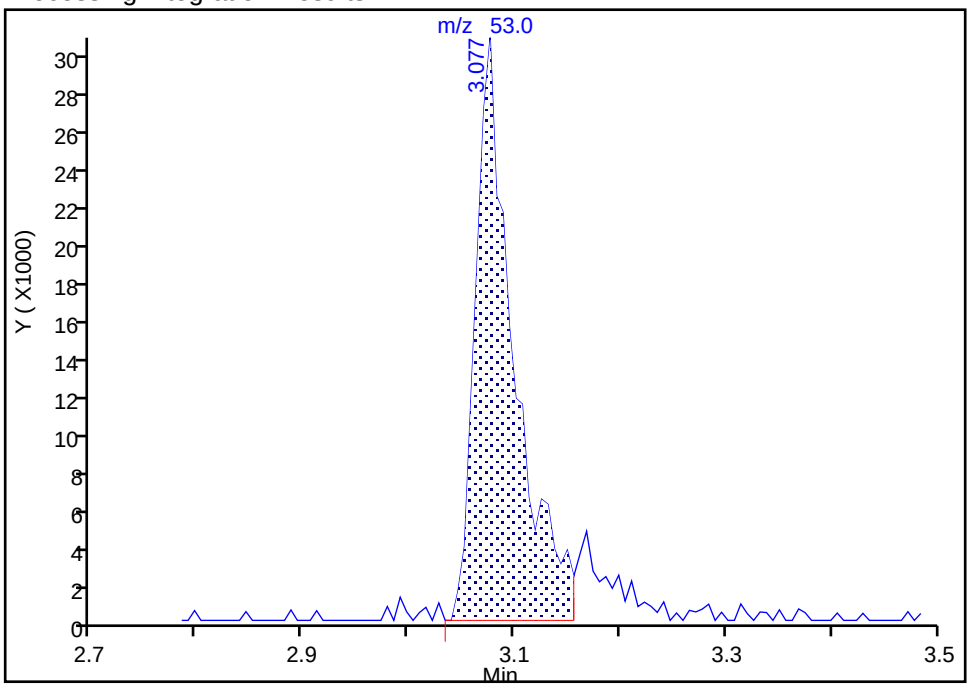

Manual Integration Results

RT: 3.08
Area: 83347
Amount: 10.045244
Amount Units: ug/L

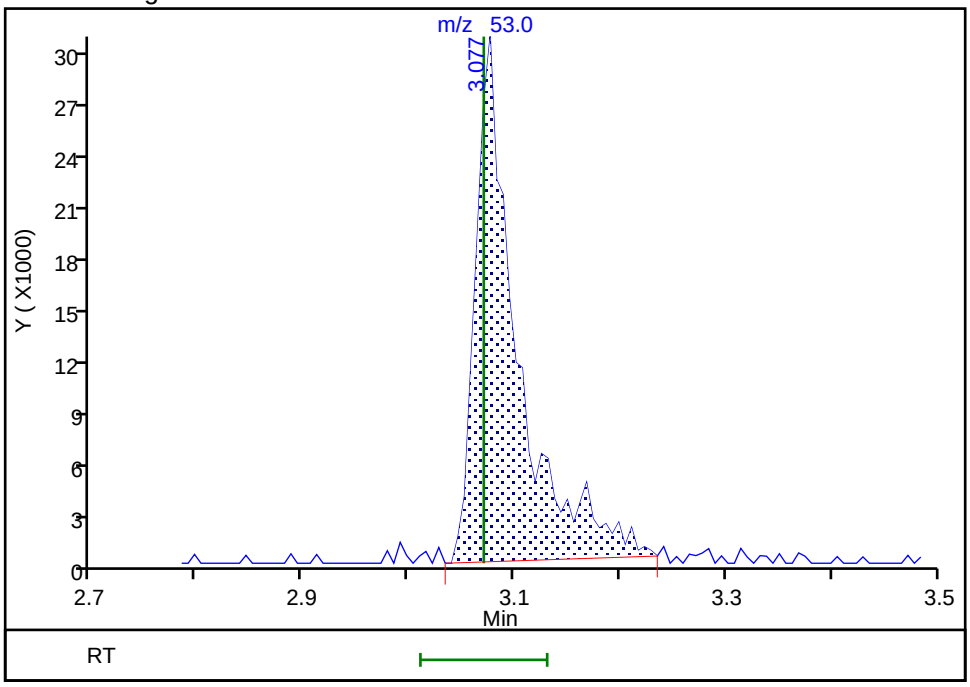

Reviewer: HillL, 03-Nov-2021 10:56:27
Audit Action: Manually Integrated Audit Reason: Poor chromatography

Manual Integration/User Assign Peak Report

Eurofins TestAmerica, Buffalo

Data File: \\chromfs\Buffalo\ChromData\HP5973S\20211102-102107.b\S5631.D
Injection Date: 02-Nov-2021 16:25:30 Instrument ID: HP5973S
Lims ID: IC
Client ID:
Operator ID: LH ALS Bottle#: 4 Worklist Smp#: 5
Purge Vol: 5.000 mL Dil. Factor: 1.0000
Method: S-8260 Limit Group: MV - 8260C ICAL
Column: ZB-624 (0.18 mm) Detector MS SCAN

66 1,4-Dioxane, CAS: 123-91-1

Signal: 1

Not Detected
Expected RT: 5.72

Processing Integration Results

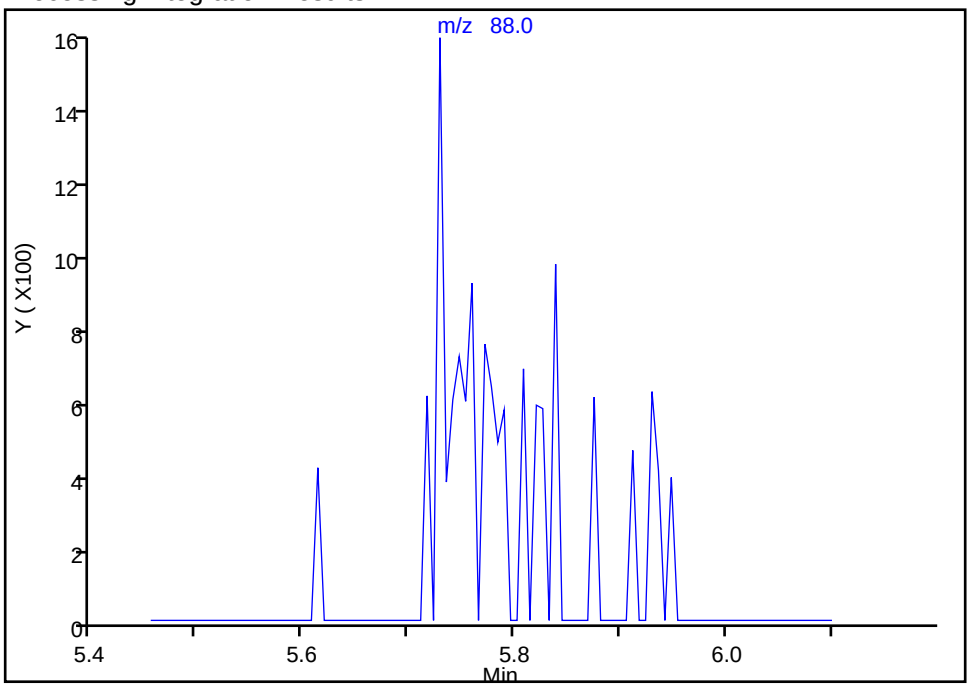

Manual Integration Results

RT: 5.73
Area: 3703
Amount: 22.721351
Amount Units: ug/L

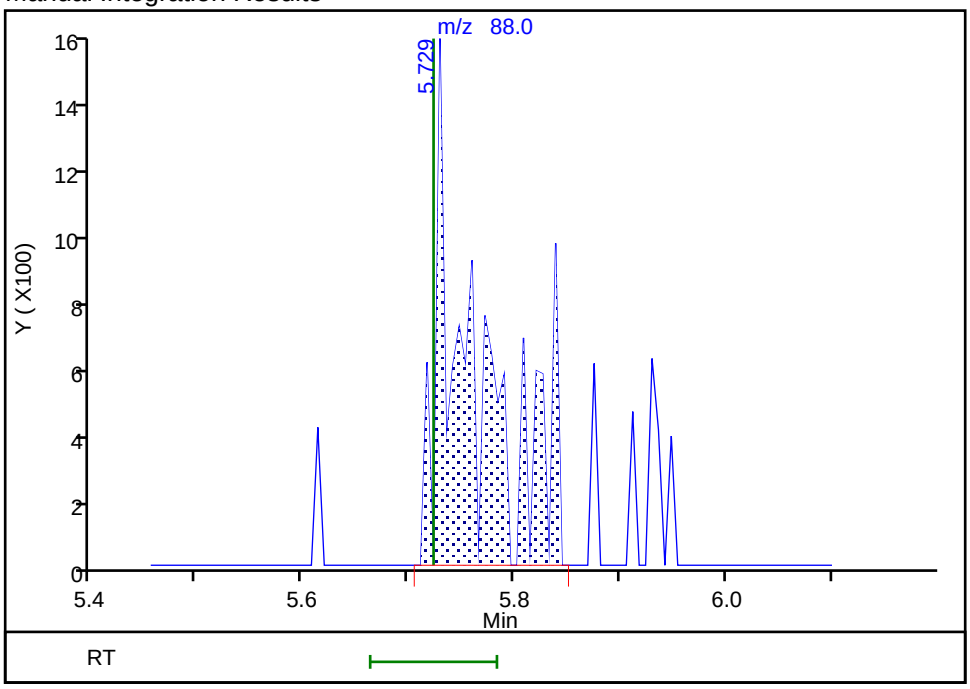

Reviewer: HillL, 03-Nov-2021 10:56:59
Audit Action: Manually Integrated Audit Reason: Poor chromatography

Eurofins TestAmerica, Buffalo

Data File: \\chromfs\Buffalo\ChromData\HP5973S\20211102-102107.b\S5631.D
Injection Date: 02-Nov-2021 16:25:30 Instrument ID: HP5973S
Lims ID: IC
Client ID:
Operator ID: LH ALS Bottle#: 4 Worklist Smp#: 5
Purge Vol: 5.000 mL Dil. Factor: 1.0000
Method: S-8260 Limit Group: MV - 8260C ICAL
Column: ZB-624 (0.18 mm) Detector MS SCAN

69 2-Chloroethyl vinyl ether, CAS: 110-75-8

Signal: 1

Not Detected
Expected RT: 6.16

Processing Integration Results

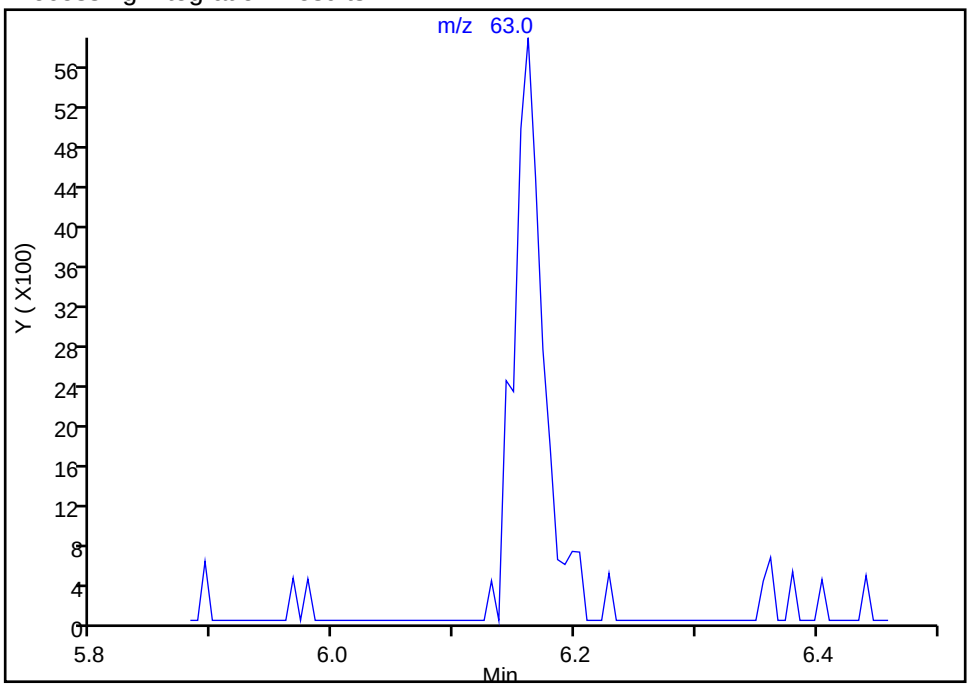

Manual Integration Results

RT: 6.16
Area: 8943
Amount: 0.950714
Amount Units: ug/L

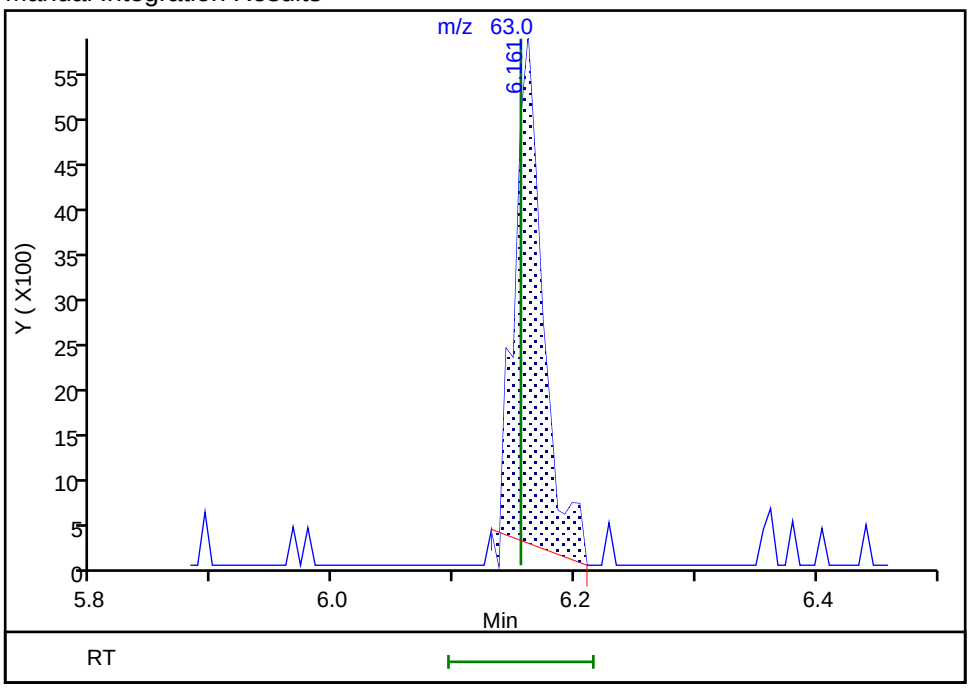

Reviewer: HillL, 03-Nov-2021 10:57:13
Audit Action: Manually Integrated Audit Reason: Poor chromatography

Manual Integration/User Assign Peak Report

Eurofins TestAmerica, Buffalo

Data File: \\chromfs\Buffalo\ChromData\HP5973S\20211102-102107.b\S5631.D
Injection Date: 02-Nov-2021 16:25:30 Instrument ID: HP5973S
Lims ID: IC
Client ID:
Operator ID: LH ALS Bottle#: 4 Worklist Smp#: 5
Purge Vol: 5.000 mL Dil. Factor: 1.0000
Method: S-8260 Limit Group: MV - 8260C ICAL
Column: ZB-624 (0.18 mm) Detector MS SCAN

98 trans-1,4-Dichloro-2-butene, CAS: 110-57-6

Signal: 1

Not Detected
Expected RT: 9.50

Processing Integration Results

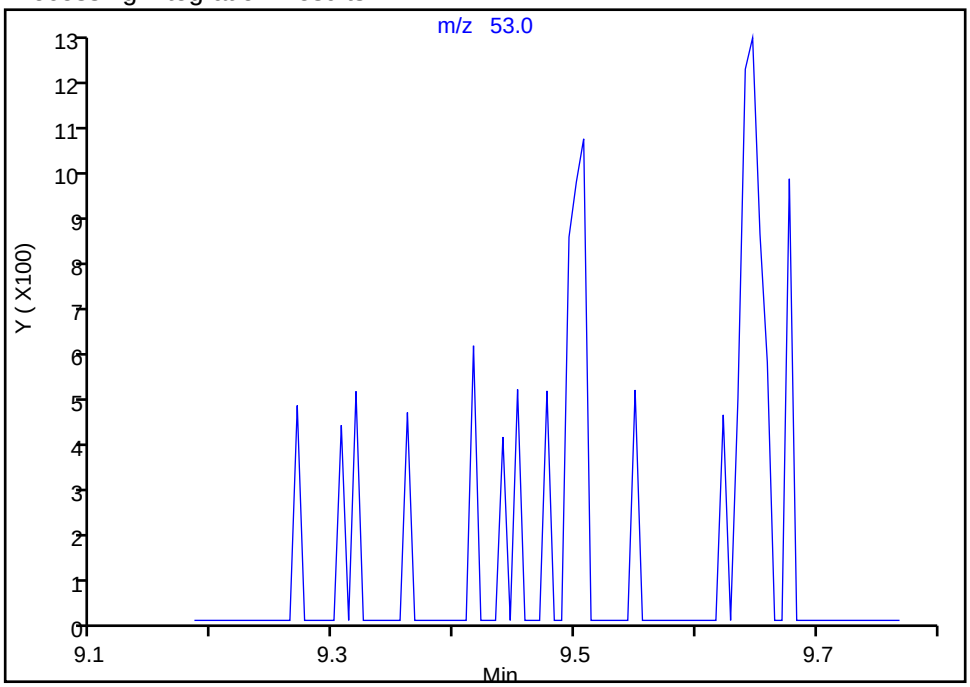

Manual Integration Results

RT: 9.51
Area: 2086
Amount: 3.348454
Amount Units: ug/L

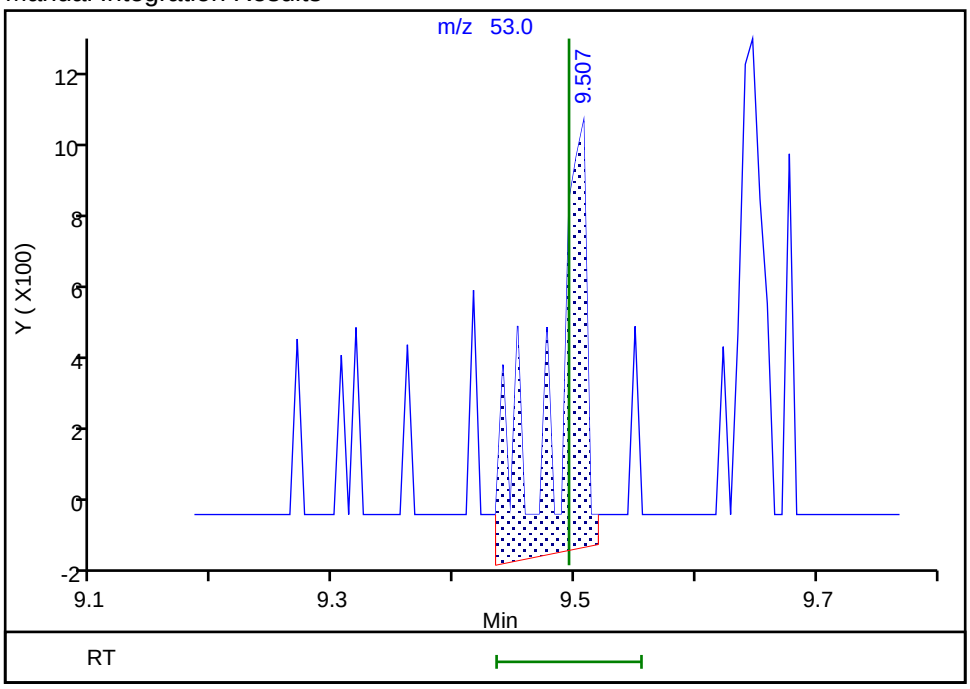

Reviewer: HillL, 03-Nov-2021 11:20:34
Audit Action: Manually Integrated Audit Reason: Poor chromatography

Eurofins TestAmerica, Buffalo
Target Compound Quantitation Report

Data File: \\chromfs\Buffalo\ChromData\HP5973S\20211102-102107.b\S5632.D
Lims ID: IC 2
Client ID:
Sample Type: IC Calib Level: 3
Inject. Date: 02-Nov-2021 16:49:30 ALS Bottle#: 5 Worklist Smp#: 6
Purge Vol: 5.000 mL Dil. Factor: 1.0000
Sample Info: IC 2
Misc. Info.: 480-0102107-006
Operator ID: LH Instrument ID: HP5973S
Sublist: chrom-S-8260*sub26

Method: \\chromfs\Buffalo\ChromData\HP5973S\20211102-102107.b\S-8260.m
Limit Group: MV - 8260C ICAL
Last Update: 03-Nov-2021 12:16:02 Calib Date: 02-Nov-2021 23:00:30
Integrator: RTE ID Type: RT Order ID
Quant Method: Internal Standard Quant By: Initial Calibration
Last ICal File: \\chromfs\Buffalo\ChromData\HP5973S\20211102-102107.b\S5648.D

Column 1 : ZB-624 (0.18 mm) Det: MS SCAN
Process Host: CTX1676

First Level Reviewer: HillL Date: 03-Nov-2021 11:02:36

Compound	Sig	RT (min.)	Adj RT (min.)	Dlt RT (min.)	Q	Response	Cal Amt ug/L	OnCol Amt ug/L	Flags
* 153 Fluorobenzene (IS)	70	4.999	4.999	0.000	98	175599	25.0	25.0	
* 2 Chlorobenzene-d5	82	7.962	7.962	0.000	89	365253	25.0	25.0	
* 3 1,4-Dichlorobenzene-d4	152	10.395	10.395	0.000	93	329129	25.0	25.0	
$ 154 Dibromofluoromethane (Surr)	113	4.427	4.427	0.000	56	215281	25.0	24.6	
$ 4 1,2-Dichloroethane-d4 (Surr)	67	4.731	4.732	-0.001	91	152630	25.0	24.7	
$ 5 Toluene-d8 (Surr)	98	6.490	6.496	-0.006	84	933248	25.0	24.9	
$ 6 4-Bromofluorobenzene (Surr)	174	9.221	9.221	0.000	87	280170	25.0	25.0	
10 Dichlorodifluoromethane	85	1.081	1.082	-0.001	74	22092	2.00	2.13	M
12 Chloromethane	50	1.246	1.240	0.006	84	40018	2.00	2.16	
13 Vinyl chloride	62	1.312	1.313	-0.001	62	32866	2.00	2.11	
151 Butadiene	54	1.325	1.325	0.000	71	41150	2.00	2.11	
14 Bromomethane	94	1.586	1.593	-0.007	78	17295	2.00	2.10	M
15 Chloroethane	64	1.653	1.653	0.000	84	20856	2.00	2.19	
17 Trichlorofluoromethane	101	1.848	1.848	0.000	69	36312	2.00	2.15	
16 Dichlorofluoromethane	67	1.854	1.848	0.006	77	46907	2.00	2.26	
18 Ethyl ether	59	2.091	2.091	0.000	84	29735	2.00	2.29	
20 Acrolein	56	2.268	2.268	0.000	33	8435	10.0	11.5	
21 1,1,2-Trichloro-1,2,2-trifluoroe	101	2.304	2.304	0.000	56	17870	2.00	1.95	
22 1,1-Dichloroethene	96	2.316	2.316	0.000	80	18812	2.00	2.01	
23 Acetone	43	2.414	2.420	-0.006	95	67647	10.0	9.91	M
25 Iodomethane	142	2.474	2.469	0.005	96	31539	2.00	2.00	
26 Carbon disulfide	76	2.499	2.499	0.000	98	70411	2.00	2.04	
28 3-Chloro-1-propene	41	2.651	2.651	0.000	87	46570	2.00	1.84	
27 Methyl acetate	43	2.706	2.700	0.006	96	71073	4.00	4.12	
30 Methylene Chloride	84	2.821	2.815	0.006	81	25937	2.00	1.92	M
31 2-Methyl-2-propanol	59	2.979	2.980	-0.001	43	43968	20.0	19.0	M
32 Methyl tert-butyl ether	73	2.998	2.998	0.000	96	77969	2.00	1.97	
34 trans-1,2-Dichloroethene	96	3.004	3.010	-0.006	72	25277	2.00	2.14	
33 Acrylonitrile	53	3.077	3.071	0.006	96	174819	20.0	20.3	M
35 Hexane	57	3.192	3.199	-0.007	86	47144	2.00	2.07	

Compound	Sig	RT (min.)	Adj RT (min.)	Dlt RT (min.)	Q	Response	Cal Amt ug/L	OnCol Amt ug/L	Flags
39 1,1-Dichloroethane	63	3.417	3.418	-0.001	79	45954	2.00	1.94	
37 Vinyl acetate	43	3.484	3.478	0.006	96	163913	4.00	3.84	
44 2,2-Dichloropropane	77	3.916	3.923	-0.007	76	23455	2.00	2.09	
45 cis-1,2-Dichloroethene	96	3.965	3.959	0.006	68	26790	2.00	2.05	
43 2-Butanone (MEK)	43	4.014	4.008	0.006	98	111365	10.0	10.1	
48 Chlorobromomethane	128	4.196	4.196	0.000	78	12411	2.00	1.91	
49 Tetrahydrofuran	42	4.214	4.208	0.006	85	31311	4.00	4.10	M
50 Chloroform	83	4.275	4.275	0.000	73	44326	2.00	2.06	
51 1,1,1-Trichloroethane	97	4.373	4.373	0.000	67	34922	2.00	1.95	
52 Cyclohexane	56	4.373	4.379	-0.006	86	51496	2.00	1.92	
55 Carbon tetrachloride	117	4.500	4.507	-0.007	70	25740	2.00	1.88	
54 1,1-Dichloropropene	75	4.525	4.525	0.000	84	30861	2.00	1.89	
57 Benzene	78	4.725	4.726	-0.001	57	97993	2.00	2.02	
53 Isobutyl alcohol	43	4.786	4.774	0.012	68	52536	50.0	45.3	M
58 1,2-Dichloroethane	62	4.798	4.799	-0.001	51	42090	2.00	2.00	
59 n-Heptane	43	4.908	4.908	0.000	93	61163	2.00	2.16	
62 Trichloroethene	95	5.334	5.334	0.000	86	23336	2.00	1.96	
64 Methylcyclohexane	83	5.443	5.437	0.006	91	40762	2.00	1.89	
65 1,2-Dichloropropane	63	5.571	5.571	0.000	83	27268	2.00	1.92	
67 Dibromomethane	93	5.711	5.705	0.006	78	14415	2.00	1.90	
66 1,4-Dioxane	88	5.717	5.723	-0.006	0	6500	40.0	37.3	M
68 Dichlorobromomethane	83	5.863	5.869	-0.006	80	28226	2.00	1.91	
69 2-Chloroethyl vinyl ether	63	6.155	6.155	0.000	84	19385	2.00	1.99	
72 cis-1,3-Dichloropropene	75	6.283	6.283	0.000	72	39613	2.00	1.98	
73 4-Methyl-2-pentanone (MIBK)	43	6.435	6.429	0.006	97	216844	10.0	9.41	
74 Toluene	92	6.557	6.557	0.000	79	60726	2.00	1.99	
77 trans-1,3-Dichloropropene	75	6.855	6.849	0.006	84	39790	2.00	2.09	
75 Ethyl methacrylate	69	6.909	6.903	0.006	88	34880	2.00	1.89	
79 1,1,2-Trichloroethane	83	7.037	7.037	0.000	83	19961	2.00	2.10	
81 Tetrachloroethene	166	7.086	7.080	0.006	64	25611	2.00	1.95	
82 1,3-Dichloropropane	76	7.195	7.189	0.006	89	38743	2.00	1.91	
80 2-Hexanone	43	7.274	7.268	0.006	98	162468	10.0	9.88	
83 Chlorodibromomethane	129	7.426	7.421	0.005	75	17815	2.00	1.70	
84 Ethylene Dibromide	107	7.518	7.518	0.000	80	23427	2.00	1.93	
87 Chlorobenzene	112	7.992	7.992	0.000	92	71567	2.00	2.07	
88 Ethylbenzene	91	8.090	8.090	0.000	96	114305	2.00	1.98	
89 1,1,1,2-Tetrachloroethane	131	8.096	8.096	0.000	33	23164	2.00	1.97	
90 m-Xylene & p-Xylene	106	8.211	8.211	0.000	98	47413	2.00	2.09	
91 o-Xylene	106	8.637	8.631	0.006	94	44371	2.00	1.97	
92 Styrene	104	8.668	8.662	0.006	91	68566	2.00	1.91	
95 Bromoform	173	8.905	8.905	0.000	64	11995	2.00	1.70	
94 Isopropylbenzene	105	9.020	9.014	0.006	92	107116	2.00	1.87	
101 Bromobenzene	156	9.367	9.367	0.000	94	28458	2.00	2.02	
97 1,1,2,2-Tetrachloroethane	83	9.452	9.446	0.006	58	31798	2.00	1.96	
99 N-Propylbenzene	91	9.464	9.459	0.005	97	126610	2.00	1.92	
100 1,2,3-Trichloropropane	110	9.477	9.471	0.006	55	11177	2.00	2.00	
98 trans-1,4-Dichloro-2-butene	53	9.495	9.495	0.000	30	3719	2.00	3.63	
103 2-Chlorotoluene	126	9.568	9.562	0.006	91	29026	2.00	2.12	
102 1,3,5-Trimethylbenzene	105	9.653	9.653	0.000	88	96563	2.00	1.97	
105 4-Chlorotoluene	126	9.683	9.684	-0.001	96	25640	2.00	1.88	
106 tert-Butylbenzene	134	9.975	9.976	-0.001	87	20936	2.00	1.93	
107 1,2,4-Trimethylbenzene	105	10.030	10.030	0.000	82	98526	2.00	1.95	

Compound	Sig	RT (min.)	Adj RT (min.)	Dlt RT (min.)	Q	Response	Cal Amt ug/L	OnCol Amt ug/L	Flags
109 sec-Butylbenzene	105	10.195	10.189	0.005	90	122389	2.00	2.01	
111 1,3-Dichlorobenzene	146	10.322	10.322	0.000	96	59704	2.00	2.13	
110 4-Isopropyltoluene	119	10.341	10.341	-0.001	92	113118	2.00	1.99	
113 1,4-Dichlorobenzene	146	10.414	10.414	0.000	75	55582	2.00	1.98	
115 n-Butylbenzene	91	10.736	10.736	0.000	96	99379	2.00	1.99	
116 1,2-Dichlorobenzene	146	10.772	10.773	-0.001	91	57221	2.00	2.05	
117 1,2-Dibromo-3-Chloropropane	75	11.515	11.521	-0.006	40	6652	2.00	1.90	
119 1,2,4-Trichlorobenzene	180	12.196	12.190	0.006	84	46812	2.00	2.13	
120 Hexachlorobutadiene	225	12.306	12.306	0.000	83	20073	2.00	2.02	
121 Naphthalene	128	12.403	12.403	0.000	95	122578	2.00	1.88	
122 1,2,3-Trichlorobenzene	180	12.604	12.610	-0.006	89	40720	2.00	1.84	
S 123 Total BTEX	1				0			10.1	
S 126 1,3-Dichloropropene, Total	1				0			4.07	
S 125 1,2-Dichloroethene, Total	1				0			4.19	
S 124 Xylenes, Total	1				0			4.06	

QC Flag Legend

Processing Flags

Review Flags

M - Manually Integrated

Reagents:

GAS CORP mix_00479	Amount Added:	2.00	Units: uL	
8260 CORP mix_00216	Amount Added:	2.00	Units: uL	
S_8260_IS_00352	Amount Added:	1.00	Units: uL	Run Reagent
S_8260_Surr_00407	Amount Added:	1.00	Units: uL	Run Reagent

Report Date: 03-Nov-2021 12:16:03 Chrom Revision: 2.3 22-Sep-2021 15:38:46

Eurofins TestAmerica, Buffalo

Data File: \\chromfs\Buffalo\ChromData\HP5973S\20211102-102107.b\S5632.D

Injection Date:	02-Nov-2021 16:49:30	Instrument ID:	HP5973S	Operator ID:	LH
Lims ID:	IC 2			Worklist Smp#:	6
Client ID:					
Purge Vol:	5.000 mL	Dil. Factor:	1.0000	ALS Bottle#:	5
Method:	S-8260	Limit Group:	MV - 8260C ICAL		

Column: ZB-624 (0.18 mm)

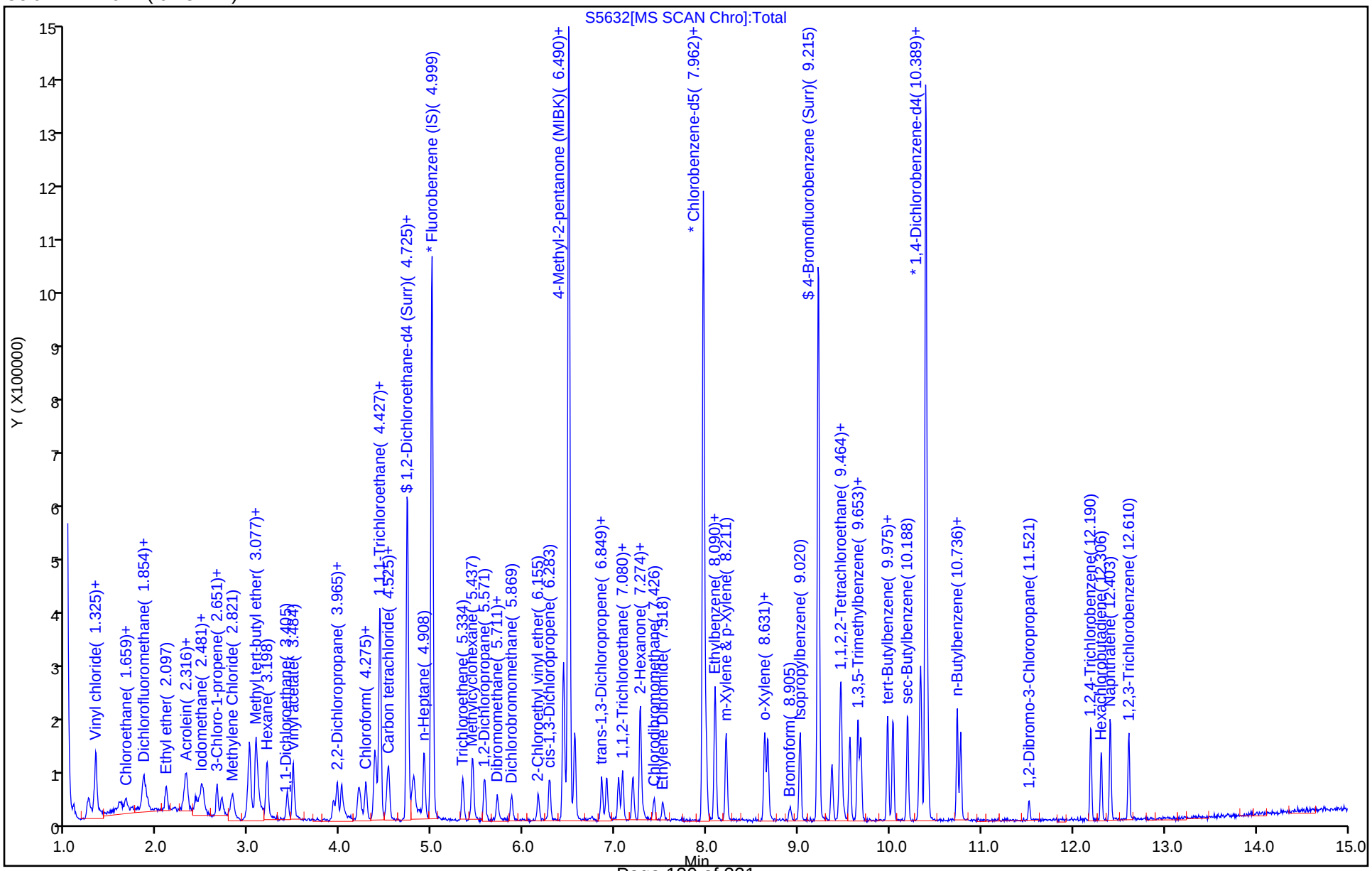

Eurofins TestAmerica, Buffalo

Data File: \\chromfs\Buffalo\ChromData\HP5973S\20211102-102107.b\S5632.D
Injection Date: 02-Nov-2021 16:49:30 Instrument ID: HP5973S
Lims ID: IC 2
Client ID:
Operator ID: LH ALS Bottle#: 5 Worklist Smp#: 6
Purge Vol: 5.000 mL Dil. Factor: 1.0000
Method: S-8260 Limit Group: MV - 8260C ICAL
Column: ZB-624 (0.18 mm) Detector MS SCAN

10 Dichlorodifluoromethane, CAS: 75-71-8

Signal: 1

Processing Integration Results

RT: 1.08
Area: 19439
Amount: 1.904072
Amount Units: ug/L

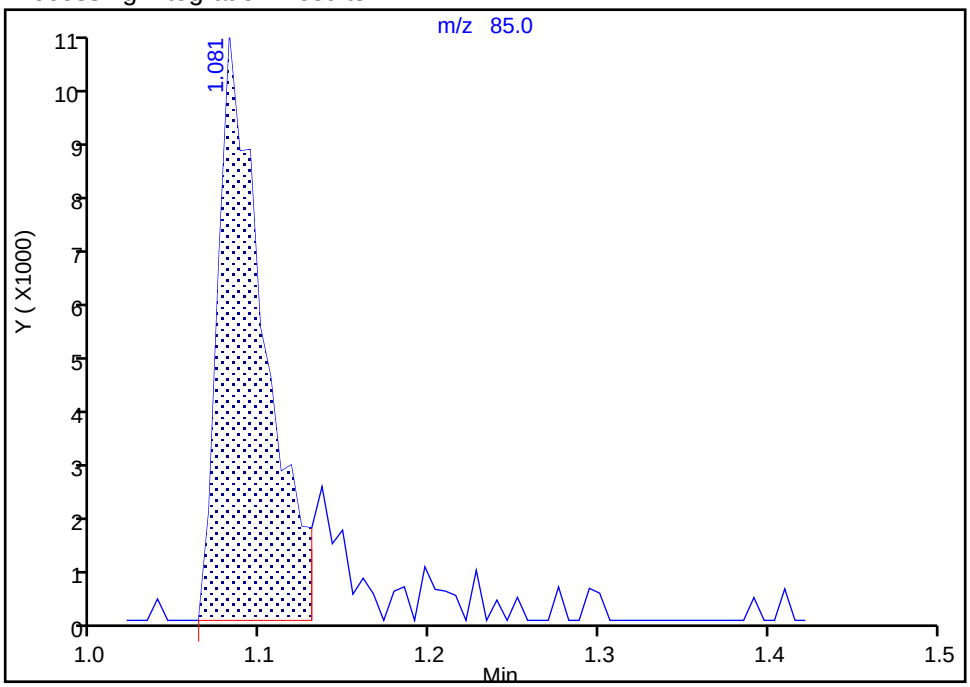

Manual Integration Results

RT: 1.08
Area: 22092
Amount: 2.129352
Amount Units: ug/L

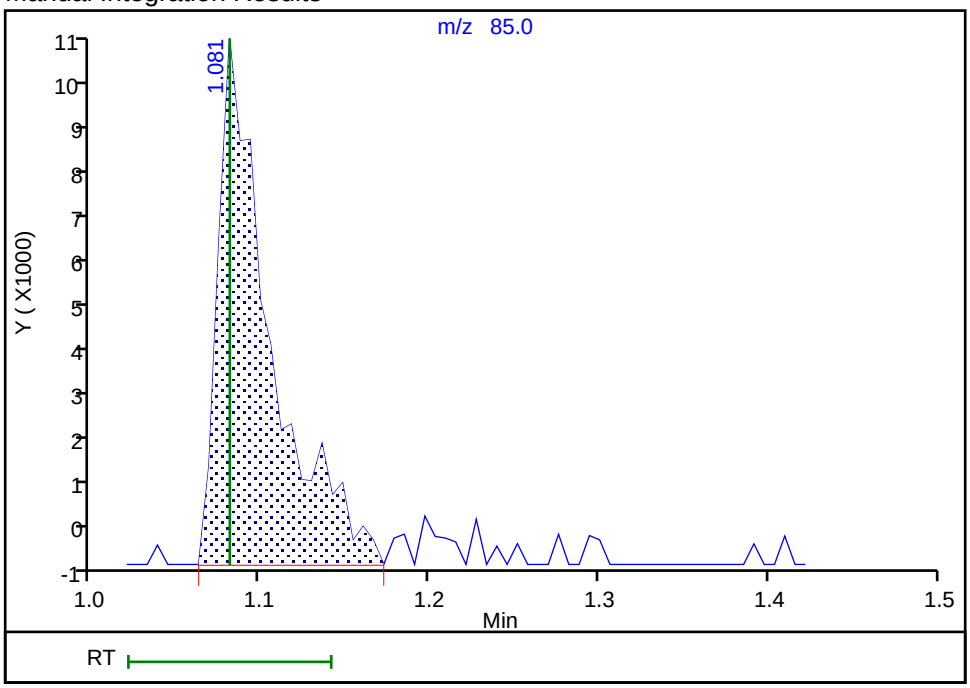

Reviewer: HillL, 03-Nov-2021 10:59:39
Audit Action: Manually Integrated Audit Reason: Poor chromatography

Manual Integration/User Assign Peak Report

Eurofins TestAmerica, Buffalo

Data File: \\chromfs\Buffalo\ChromData\HP5973S\20211102-102107.b\S5632.D
Injection Date: 02-Nov-2021 16:49:30 Instrument ID: HP5973S
Lims ID: IC 2
Client ID:
Operator ID: LH ALS Bottle#: 5 Worklist Smp#: 6
Purge Vol: 5.000 mL Dil. Factor: 1.0000
Method: S-8260 Limit Group: MV - 8260C ICAL
Column: ZB-624 (0.18 mm) Detector MS SCAN

14 Bromomethane, CAS: 74-83-9

Signal: 1

Processing Integration Results

RT: 1.59
Area: 20318
Amount: 2.410954
Amount Units: ug/L

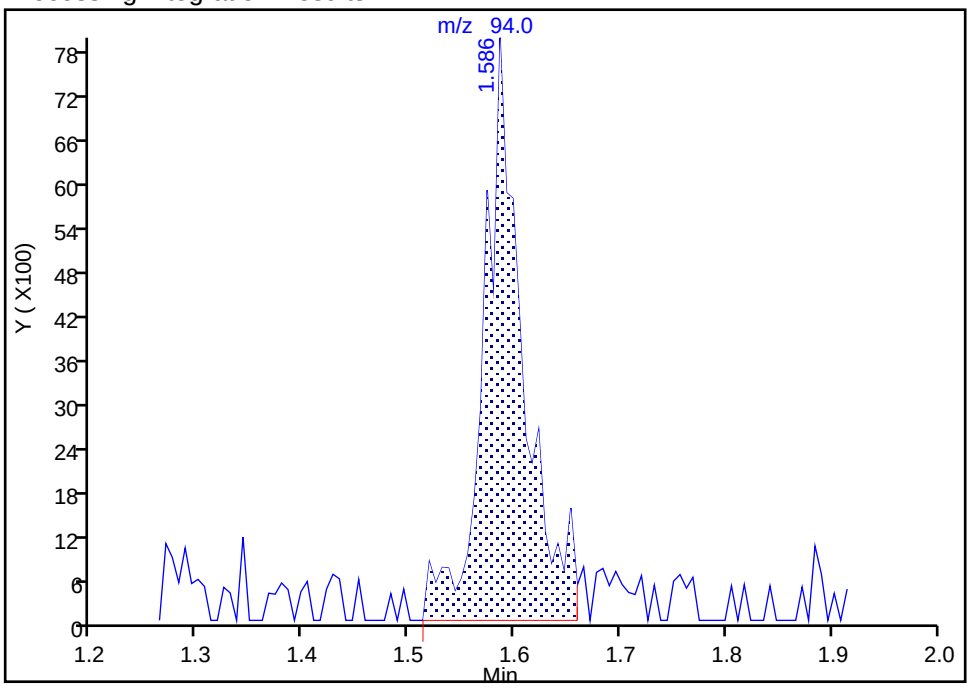

Manual Integration Results

RT: 1.59
Area: 17295
Amount: 2.099307
Amount Units: ug/L

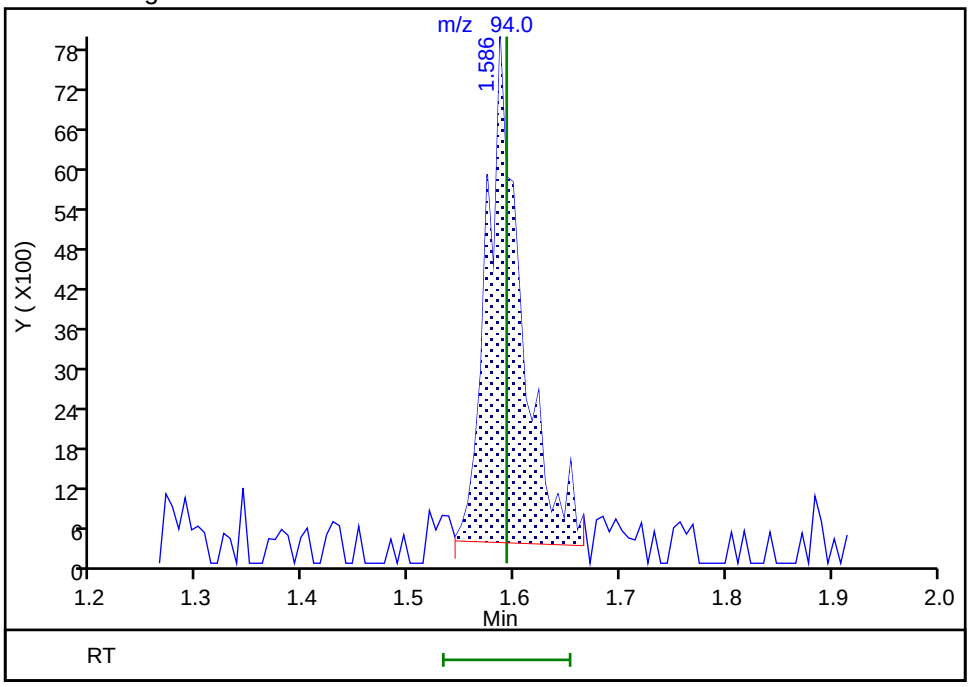

Reviewer: HillL, 03-Nov-2021 10:59:55
Audit Action: Manually Integrated Audit Reason: Poor chromatography

Manual Integration/User Assign Peak Report

Eurofins TestAmerica, Buffalo

Data File:	\\chromfs\Buffalo\ChromData\HP5973S\20211102-102107.b\S5632.D				
Injection Date:	02-Nov-2021 16:49:30	Instrument ID:	HP5973S		
Lims ID:	IC 2				
Client ID:					
Operator ID:	LH	ALS Bottle#:	5	Worklist Smp#:	6
Purge Vol:	5.000 mL	Dil. Factor:	1.0000		
Method:	S-8260	Limit Group:	MV - 8260C ICAL		
Column:	ZB-624 (0.18 mm)	Detector	MS SCAN		

23 Acetone, CAS: 67-64-1

Signal: 1

Processing Integration Results

RT: 2.41
Area: 79840
Amount: 11.440879
Amount Units: ug/L

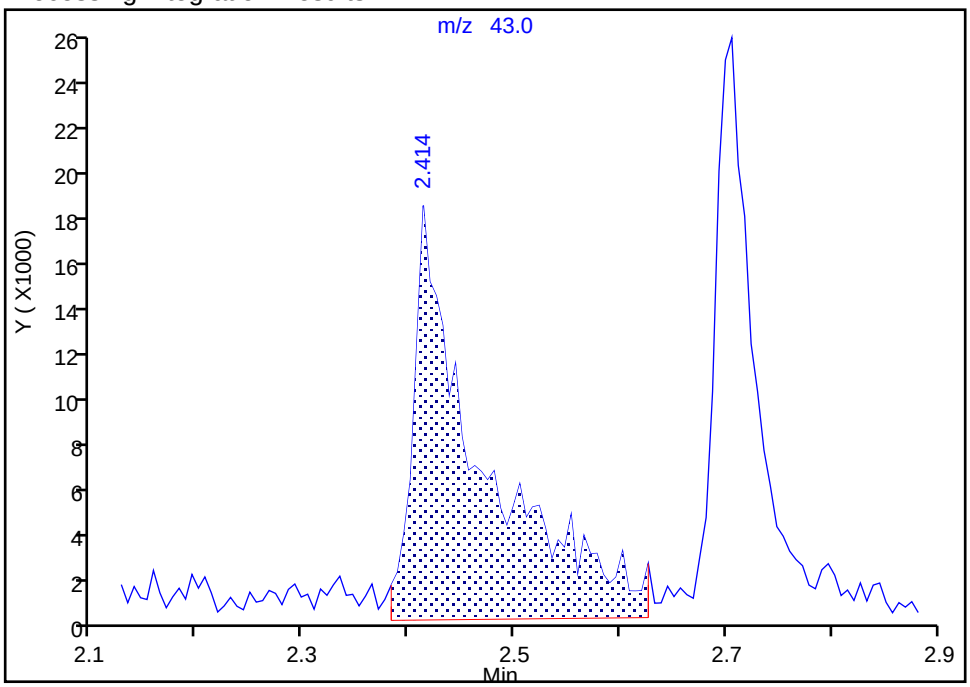

Manual Integration Results

RT: 2.41
Area: 67647
Amount: 9.910091
Amount Units: ug/L

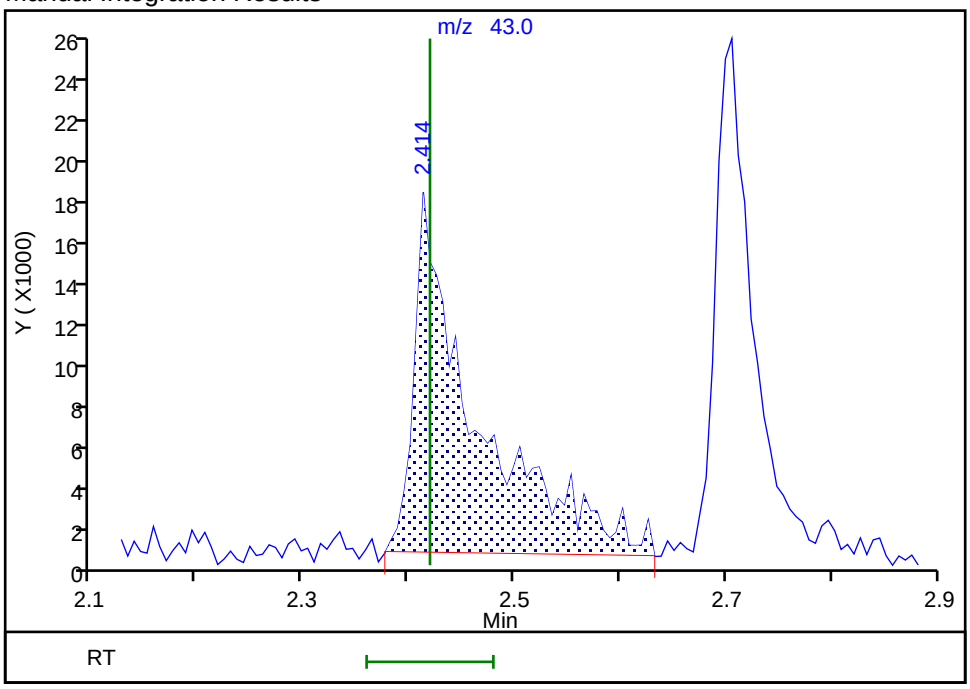

Reviewer: HillL, 03-Nov-2021 11:00:18

Audit Action: Manually Integrated Audit Reason: Poor chromatography

Manual Integration/User Assign Peak Report

Eurofins TestAmerica, Buffalo

Data File: \\chromfs\Buffalo\ChromData\HP5973S\20211102-102107.b\S5632.D
Injection Date: 02-Nov-2021 16:49:30 Instrument ID: HP5973S
Lims ID: IC 2
Client ID:
Operator ID: LH ALS Bottle#: 5 Worklist Smp#: 6
Purge Vol: 5.000 mL Dil. Factor: 1.0000
Method: S-8260 Limit Group: MV - 8260C ICAL
Column: ZB-624 (0.18 mm) Detector MS SCAN

30 Methylene Chloride, CAS: 75-09-2

Signal: 1

Processing Integration Results

RT: 2.82
Area: 18030
Amount: 1.344044
Amount Units: ug/L

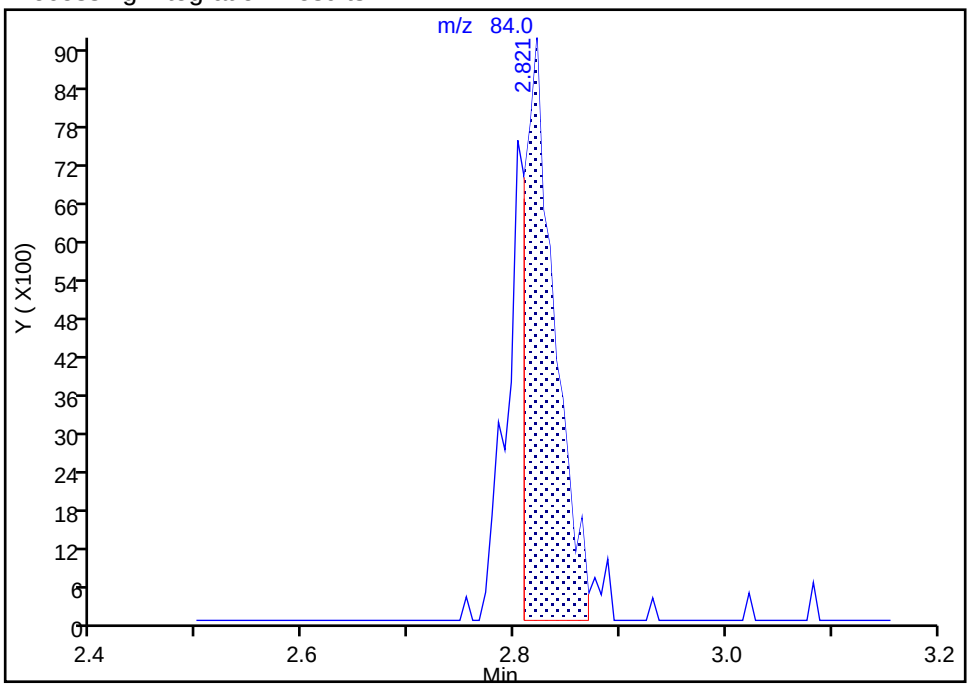

Manual Integration Results

RT: 2.82
Area: 25937
Amount: 1.923651
Amount Units: ug/L

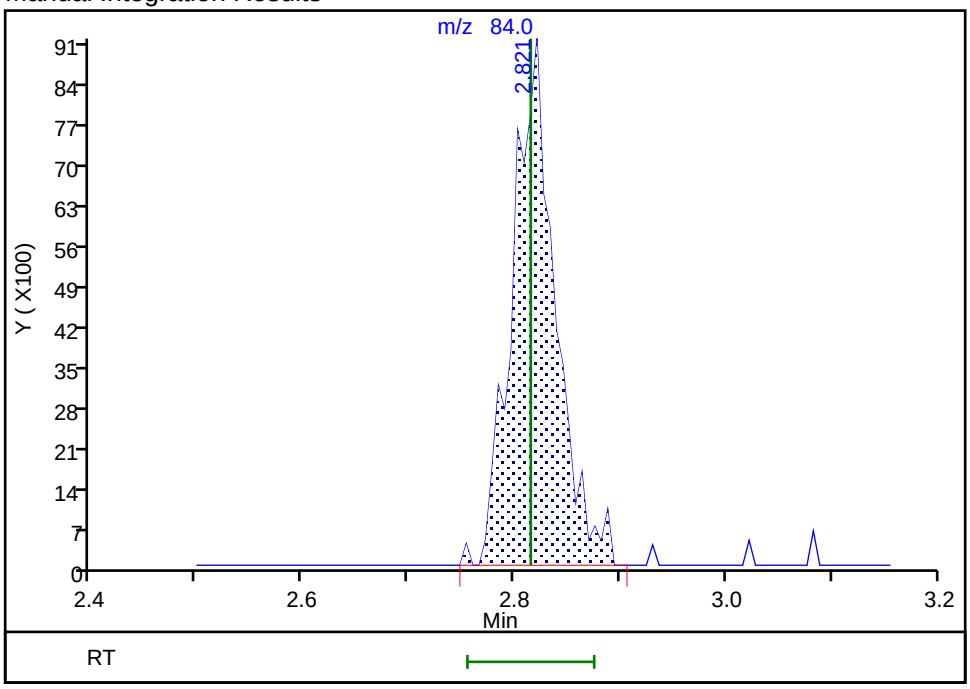

Reviewer: HillL, 03-Nov-2021 11:00:31
Audit Action: Manually Integrated Audit Reason: Poor chromatography

Eurofins TestAmerica, Buffalo

Data File: \\chromfs\Buffalo\ChromData\HP5973S\20211102-102107.b\S5632.D
Injection Date: 02-Nov-2021 16:49:30 Instrument ID: HP5973S
Lims ID: IC 2
Client ID:
Operator ID: LH ALS Bottle#: 5 Worklist Smp#: 6
Purge Vol: 5.000 mL Dil. Factor: 1.0000
Method: S-8260 Limit Group: MV - 8260C ICAL
Column: ZB-624 (0.18 mm) Detector MS SCAN

31 2-Methyl-2-propanol, CAS: 75-65-0

Signal: 1

Processing Integration Results

RT: 2.98
Area: 56628
Amount: 22.420838
Amount Units: ug/L

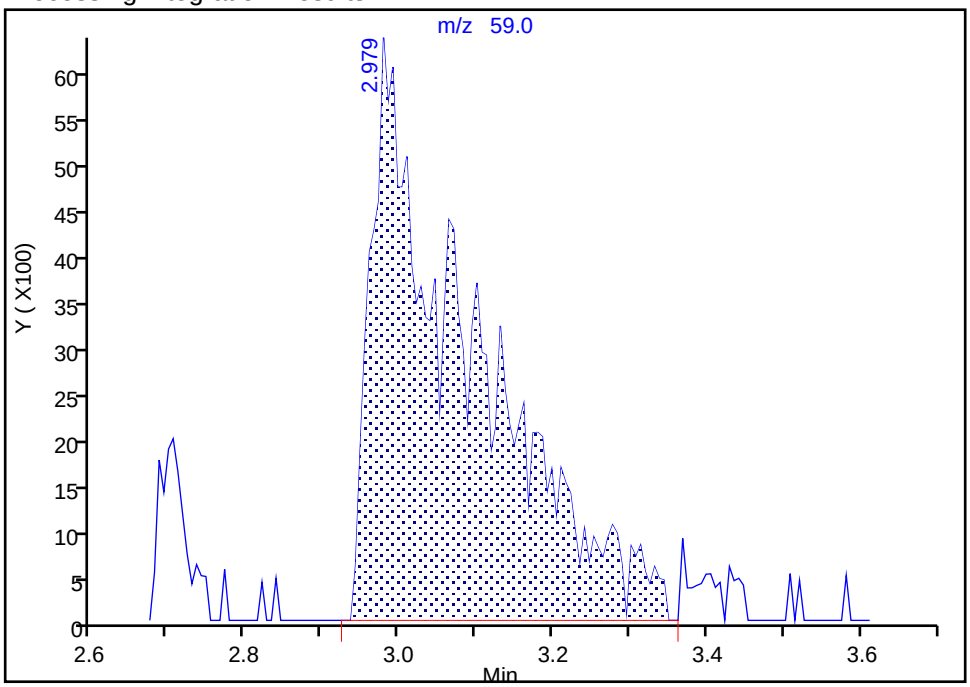

Manual Integration Results

RT: 2.98
Area: 43968
Amount: 19.041098
Amount Units: ug/L

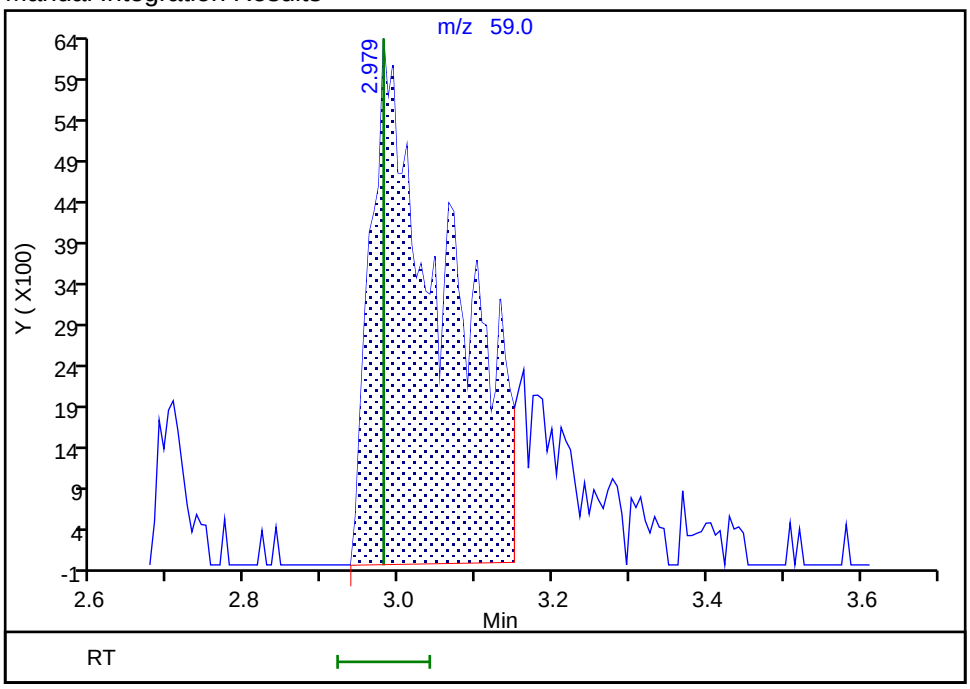

Reviewer: HillL, 03-Nov-2021 11:00:49
Audit Action: Manually Integrated Audit Reason: Poor chromatography

Eurofins TestAmerica, Buffalo

Data File: \\chromfs\Buffalo\ChromData\HP5973S\20211102-102107.b\S5632.D
Injection Date: 02-Nov-2021 16:49:30 Instrument ID: HP5973S
Lims ID: IC 2
Client ID:
Operator ID: LH ALS Bottle#: 5 Worklist Smp#: 6
Purge Vol: 5.000 mL Dil. Factor: 1.0000
Method: S-8260 Limit Group: MV - 8260C ICAL
Column: ZB-624 (0.18 mm) Detector MS SCAN

33 Acrylonitrile, CAS: 107-13-1

Signal: 1

Processing Integration Results

RT: 3.08
Area: 163978
Amount: 19.238906
Amount Units: ug/L

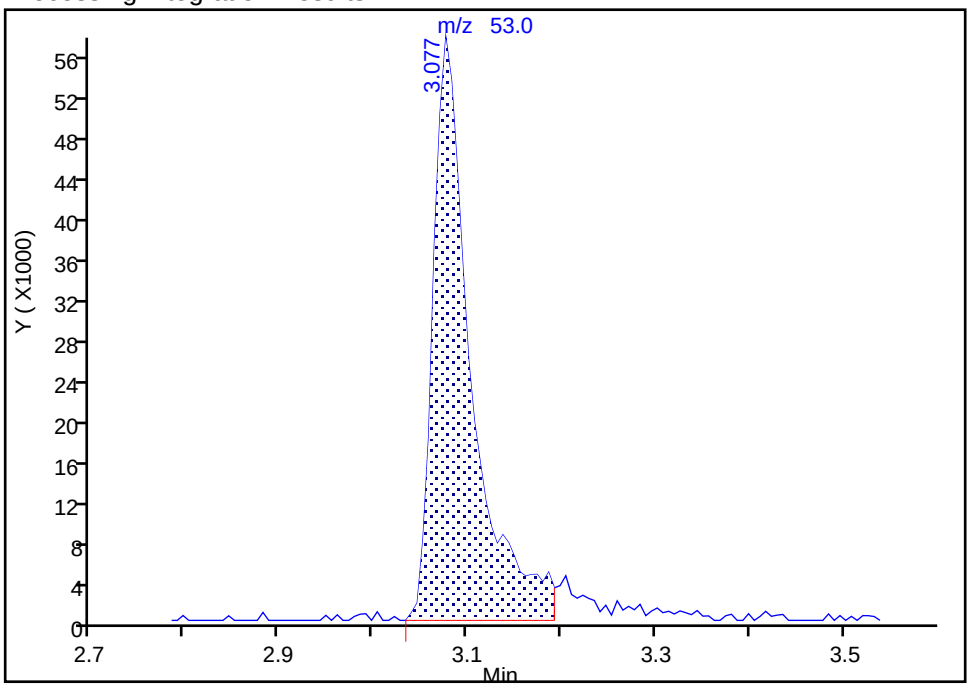

Manual Integration Results

RT: 3.08
Area: 174819
Amount: 20.303737
Amount Units: ug/L

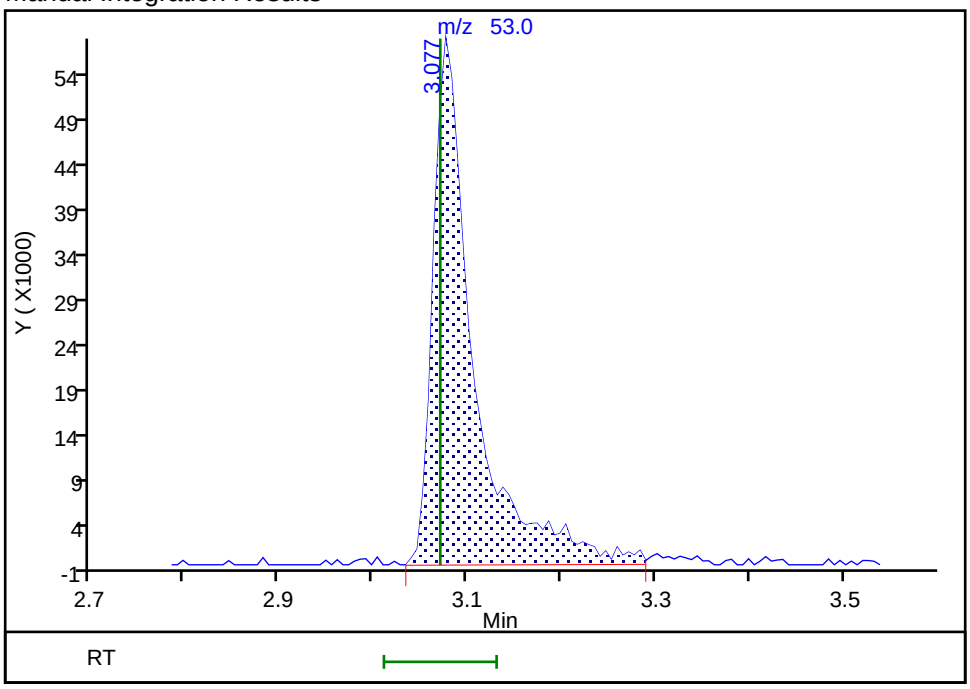

Reviewer: HillL, 03-Nov-2021 11:01:05
Audit Action: Manually Integrated Audit Reason: Poor chromatography

Eurofins TestAmerica, Buffalo

Data File: \\chromfs\Buffalo\ChromData\HP5973S\20211102-102107.b\S5632.D
Injection Date: 02-Nov-2021 16:49:30 Instrument ID: HP5973S
Lims ID: IC 2
Client ID:
Operator ID: LH ALS Bottle#: 5 Worklist Smp#: 6
Purge Vol: 5.000 mL Dil. Factor: 1.0000
Method: S-8260 Limit Group: MV - 8260C ICAL
Column: ZB-624 (0.18 mm) Detector MS SCAN

49 Tetrahydrofuran, CAS: 109-99-9

Signal: 1

Processing Integration Results

RT: 4.21
Area: 24957
Amount: 3.353370
Amount Units: ug/L

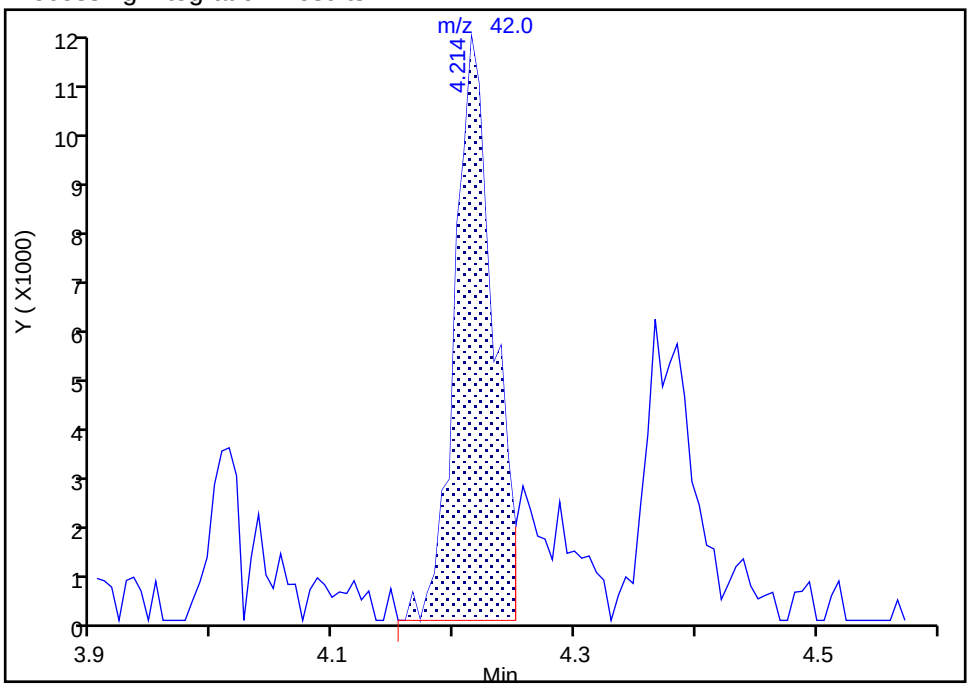

Manual Integration Results

RT: 4.21
Area: 31311
Amount: 4.097802
Amount Units: ug/L

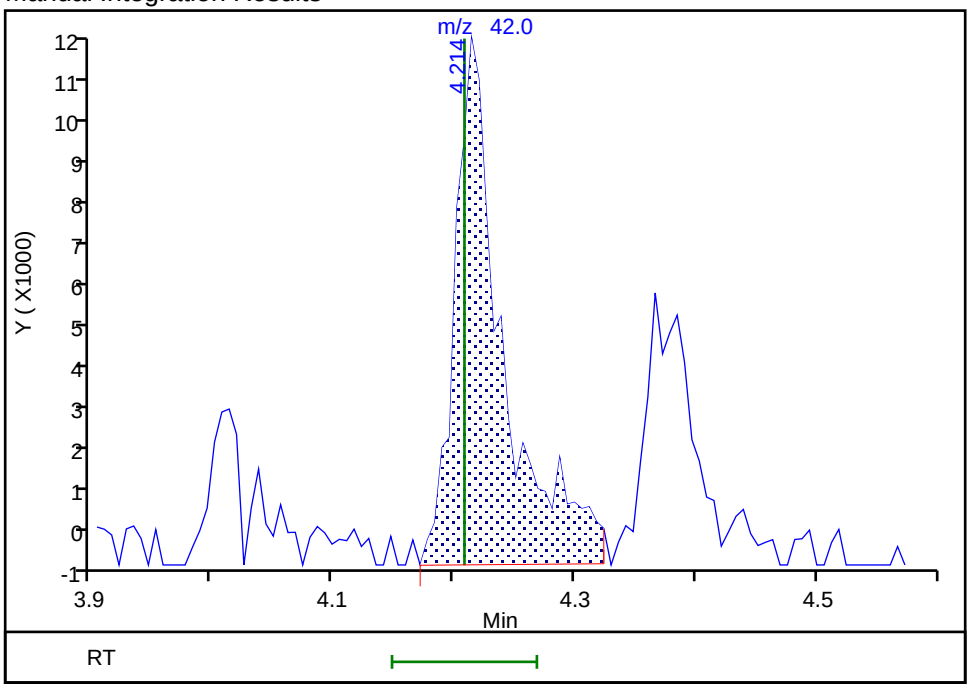

Reviewer: HillL, 03-Nov-2021 11:01:19
Audit Action: Manually Integrated Audit Reason: Poor chromatography

Eurofins TestAmerica, Buffalo

Data File: \\chromfs\Buffalo\ChromData\HP5973S\20211102-102107.b\S5632.D
Injection Date: 02-Nov-2021 16:49:30 Instrument ID: HP5973S
Lims ID: IC 2
Client ID:
Operator ID: LH ALS Bottle#: 5 Worklist Smp#: 6
Purge Vol: 5.000 mL Dil. Factor: 1.0000
Method: S-8260 Limit Group: MV - 8260C ICAL
Column: ZB-624 (0.18 mm) Detector MS SCAN

53 Isobutyl alcohol, CAS: 78-83-1

Signal: 1

Processing Integration Results

RT: 4.79
Area: 41025
Amount: 36.251337
Amount Units: ug/L

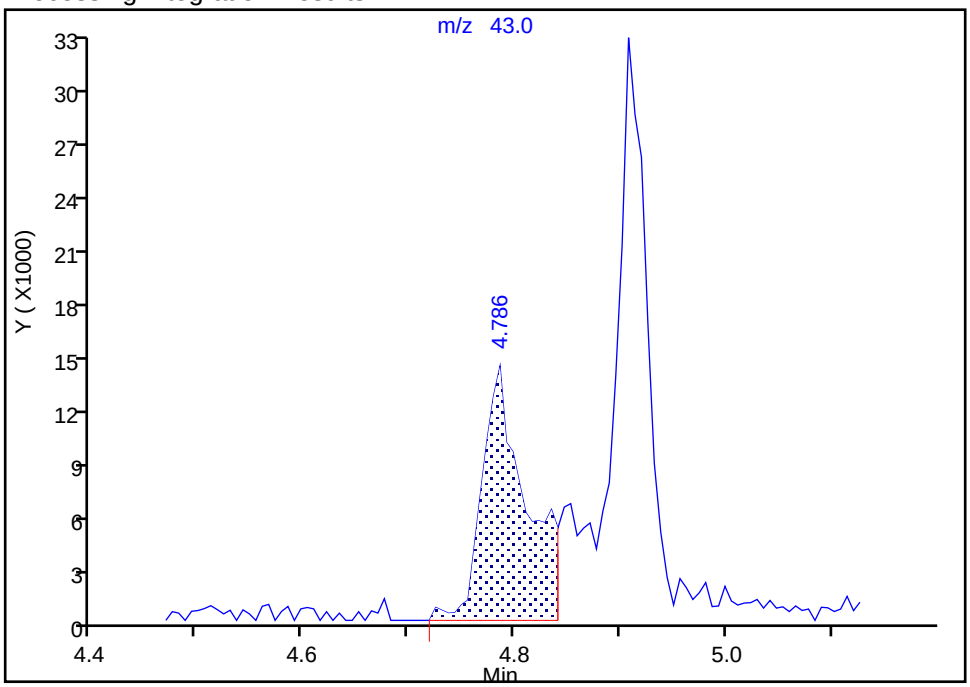

Manual Integration Results

RT: 4.79
Area: 52536
Amount: 45.271706
Amount Units: ug/L

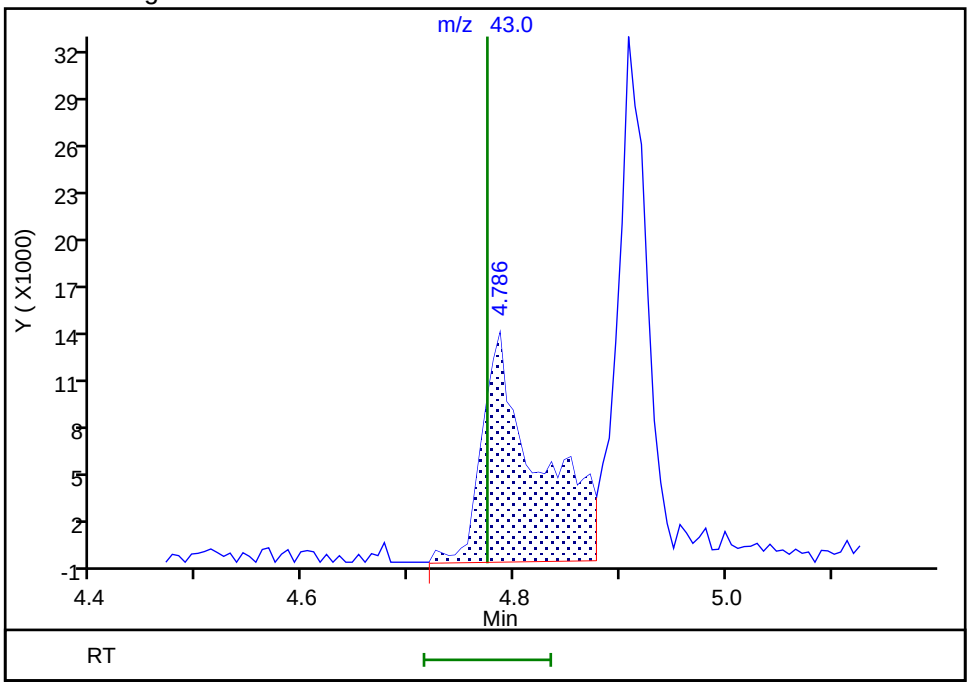

Reviewer: HillL, 03-Nov-2021 11:01:39
Audit Action: Manually Integrated Audit Reason: Poor chromatography

Manual Integration/User Assign Peak Report

Eurofins TestAmerica, Buffalo

Data File: \\chromfs\Buffalo\ChromData\HP5973S\20211102-102107.b\S5632.D
Injection Date: 02-Nov-2021 16:49:30 Instrument ID: HP5973S
Lims ID: IC 2
Client ID:
Operator ID: LH ALS Bottle#: 5 Worklist Smp#: 6
Purge Vol: 5.000 mL Dil. Factor: 1.0000
Method: S-8260 Limit Group: MV - 8260C ICAL
Column: ZB-624 (0.18 mm) Detector MS SCAN

66 1,4-Dioxane, CAS: 123-91-1

Signal: 1

Not Detected
Expected RT: 5.72

Processing Integration Results

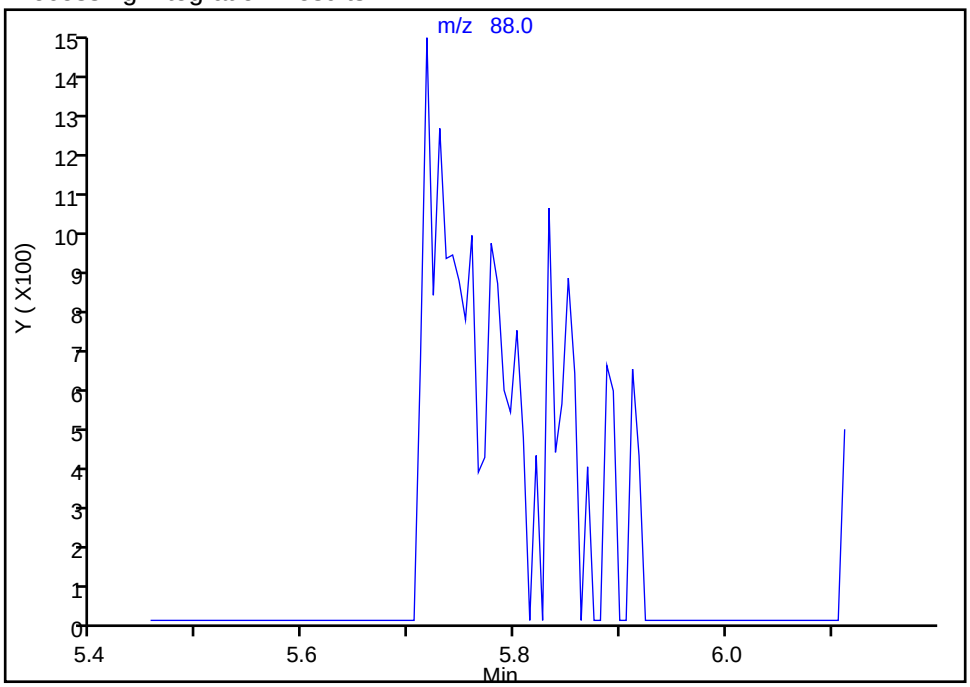

Manual Integration Results

RT: 5.72
Area: 6500
Amount: 37.325127
Amount Units: ug/L

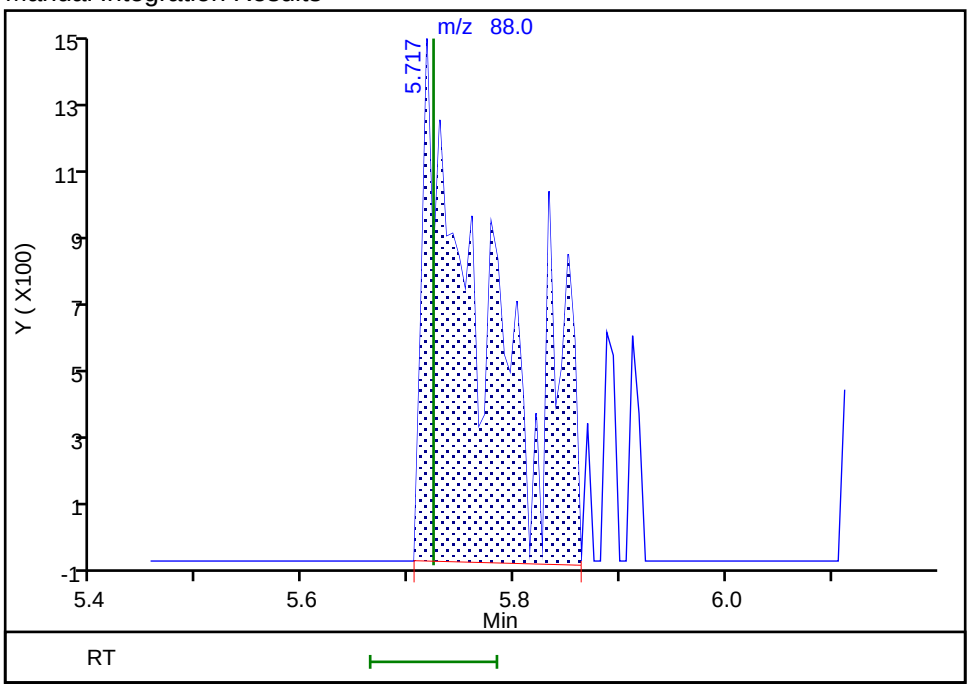

Reviewer: HillL, 03-Nov-2021 11:01:58
Audit Action: Manually Integrated Audit Reason: Poor chromatography

Eurofins TestAmerica, Buffalo
Target Compound Quantitation Report

Data File: \\chromfs\Buffalo\ChromData\HP5973S\20211102-102107.b\S5633.D
Lims ID: IC 3
Client ID:
Sample Type: IC Calib Level: 4
Inject. Date: 02-Nov-2021 17:12:30 ALS Bottle#: 6 Worklist Smp#: 7
Purge Vol: 5.000 mL Dil. Factor: 1.0000
Sample Info: IC 3
Misc. Info.: 480-0102107-007
Operator ID: LH Instrument ID: HP5973S
Sublist: chrom-S-8260*sub26

Method: \\chromfs\Buffalo\ChromData\HP5973S\20211102-102107.b\S-8260.m
Limit Group: MV - 8260C ICAL
Last Update: 03-Nov-2021 12:16:06 Calib Date: 02-Nov-2021 23:00:30
Integrator: RTE ID Type: RT Order ID
Quant Method: Internal Standard Quant By: Initial Calibration
Last ICal File: \\chromfs\Buffalo\ChromData\HP5973S\20211102-102107.b\S5648.D

Column 1 : ZB-624 (0.18 mm) Det: MS SCAN
Process Host: CTX1676

First Level Reviewer: HillL Date: 03-Nov-2021 11:04:42

Compound	Sig	RT (min.)	Adj RT (min.)	Dlt RT (min.)	Q	Response	Cal Amt ug/L	OnCol Amt ug/L	Flags
* 153 Fluorobenzene (IS)	70	4.999	4.999	0.000	98	163586	25.0	25.0	
* 2 Chlorobenzene-d5	82	7.962	7.962	0.000	87	321081	25.0	25.0	
* 3 1,4-Dichlorobenzene-d4	152	10.396	10.395	0.001	85	301813	25.0	25.0	
$ 154 Dibromofluoromethane (Surr)	113	4.428	4.427	0.001	54	213661	25.0	26.2	
$ 4 1,2-Dichloroethane-d4 (Surr)	67	4.726	4.732	-0.006	88	151601	25.0	26.4	
$ 5 Toluene-d8 (Surr)	98	6.490	6.496	-0.006	83	863710	25.0	26.2	
$ 6 4-Bromofluorobenzene (Surr)	174	9.221	9.221	0.000	87	258175	25.0	26.2	
10 Dichlorodifluoromethane	85	1.082	1.082	0.000	85	47203	5.00	4.88	
12 Chloromethane	50	1.240	1.240	0.000	99	87084	5.00	5.04	
13 Vinyl chloride	62	1.313	1.313	0.000	65	74075	5.00	5.11	
151 Butadiene	54	1.325	1.325	0.000	65	93286	5.00	5.13	
14 Bromomethane	94	1.586	1.593	-0.007	88	42203	5.00	5.50	
15 Chloroethane	64	1.647	1.653	-0.006	91	44714	5.00	5.05	
17 Trichlorofluoromethane	101	1.848	1.848	0.000	53	76598	5.00	4.88	
16 Dichlorofluoromethane	67	1.848	1.848	0.000	80	103927	5.00	5.37	
18 Ethyl ether	59	2.091	2.091	0.000	98	58289	5.00	4.82	
20 Acrolein	56	2.268	2.268	0.000	86	16496	25.0	24.0	M
21 1,1,2-Trichloro-1,2,2-trifluoroe	101	2.298	2.304	-0.006	69	42618	5.00	4.99	
22 1,1-Dichloroethene	96	2.310	2.316	-0.006	83	45151	5.00	5.17	
23 Acetone	43	2.420	2.420	0.000	90	167483	25.0	26.3	
25 Iodomethane	142	2.463	2.469	-0.006	98	76328	5.00	5.19	
26 Carbon disulfide	76	2.493	2.499	-0.006	99	158126	5.00	4.93	
28 3-Chloro-1-propene	41	2.645	2.651	-0.006	86	121849	5.00	5.16	
27 Methyl acetate	43	2.700	2.700	0.000	97	160491	10.0	9.98	
30 Methylene Chloride	84	2.809	2.815	-0.006	85	57978	5.00	4.98	
31 2-Methyl-2-propanol	59	3.004	2.980	0.024	39	99881	50.0	46.4	M
32 Methyl tert-butyl ether	73	2.998	2.998	0.000	93	186440	5.00	5.05	
34 trans-1,2-Dichloroethene	96	3.004	3.010	-0.006	83	53259	5.00	4.84	
33 Acrylonitrile	53	3.077	3.071	0.006	98	369711	50.0	46.1	M
35 Hexane	57	3.199	3.199	0.000	86	106638	5.00	5.03	

Compound	Sig	RT (min.)	Adj RT (min.)	Dlt RT (min.)	Q	Response	Cal Amt ug/L	OnCol Amt ug/L	Flags
39 1,1-Dichloroethane	63	3.418	3.418	0.000	82	113820	5.00	5.16	
37 Vinyl acetate	43	3.478	3.478	0.000	97	355146	10.0	8.92	
44 2,2-Dichloropropane	77	3.929	3.923	0.006	86	58008	5.00	5.55	
45 cis-1,2-Dichloroethene	96	3.959	3.959	0.000	70	61761	5.00	5.08	
43 2-Butanone (MEK)	43	4.008	4.008	0.000	97	231198	25.0	22.6	
48 Chlorobromomethane	128	4.190	4.196	-0.006	83	30548	5.00	5.04	
49 Tetrahydrofuran	42	4.209	4.208	0.000	92	69812	10.0	9.81	
50 Chloroform	83	4.275	4.275	0.000	77	99387	5.00	4.95	
51 1,1,1-Trichloroethane	97	4.373	4.373	0.000	66	86139	5.00	5.17	
52 Cyclohexane	56	4.373	4.379	-0.006	87	122888	5.00	4.91	
55 Carbon tetrachloride	117	4.507	4.507	0.000	81	66918	5.00	5.24	
54 1,1-Dichloropropene	75	4.525	4.525	0.000	85	75842	5.00	4.98	
57 Benzene	78	4.726	4.726	0.000	75	220820	5.00	4.90	
53 Isobutyl alcohol	43	4.786	4.774	0.012	60	122771	125.0	113.6	
58 1,2-Dichloroethane	62	4.799	4.799	0.000	69	100218	5.00	5.11	
59 n-Heptane	43	4.908	4.908	0.000	95	119523	5.00	4.52	
62 Trichloroethene	95	5.334	5.334	0.000	88	56039	5.00	5.05	
64 Methylcyclohexane	83	5.437	5.437	0.000	95	95076	5.00	4.74	
65 1,2-Dichloropropane	63	5.571	5.571	0.000	88	62924	5.00	4.76	
67 Dibromomethane	93	5.711	5.705	0.006	86	34460	5.00	4.88	
66 1,4-Dioxane	88	5.723	5.723	0.000	35	15695	100.0	102.5	
68 Dichlorobromomethane	83	5.869	5.869	0.000	86	66883	5.00	4.87	
69 2-Chloroethyl vinyl ether	63	6.155	6.155	0.000	88	38676	5.00	4.25	
72 cis-1,3-Dichloropropene	75	6.283	6.283	0.000	78	88154	5.00	4.74	
73 4-Methyl-2-pentanone (MIBK)	43	6.429	6.429	0.000	98	516094	25.0	25.5	
74 Toluene	92	6.557	6.557	0.000	76	132694	5.00	4.96	
77 trans-1,3-Dichloropropene	75	6.849	6.849	0.000	94	78871	5.00	4.71	
75 Ethyl methacrylate	69	6.904	6.903	0.001	73	81029	5.00	5.00	
79 1,1,2-Trichloroethane	83	7.037	7.037	0.000	93	37217	5.00	4.46	
81 Tetrachloroethene	166	7.086	7.080	0.006	79	58524	5.00	5.08	
82 1,3-Dichloropropane	76	7.196	7.189	0.007	95	86356	5.00	4.85	
80 2-Hexanone	43	7.269	7.268	0.001	97	365398	25.0	25.3	
83 Chlorodibromomethane	129	7.427	7.421	0.006	83	45633	5.00	4.95	
84 Ethylene Dibromide	107	7.518	7.518	0.000	94	50794	5.00	4.77	
87 Chlorobenzene	112	7.992	7.992	0.000	91	150932	5.00	4.96	
88 Ethylbenzene	91	8.090	8.090	0.000	99	241519	5.00	4.76	
89 1,1,1,2-Tetrachloroethane	131	8.096	8.096	0.000	44	51397	5.00	4.98	
90 m-Xylene & p-Xylene	106	8.212	8.211	0.001	96	99640	5.00	4.99	
91 o-Xylene	106	8.631	8.631	0.000	97	99166	5.00	5.02	
92 Styrene	104	8.662	8.662	0.000	90	146332	5.00	4.64	
95 Bromoform	173	8.911	8.905	0.006	88	29305	5.00	4.74	
94 Isopropylbenzene	105	9.021	9.014	0.007	94	254884	5.00	4.86	
101 Bromobenzene	156	9.367	9.367	0.000	97	58117	5.00	4.49	
97 1,1,2,2-Tetrachloroethane	83	9.446	9.446	0.000	71	77809	5.00	5.24	
99 N-Propylbenzene	91	9.465	9.459	0.006	97	296318	5.00	4.90	
100 1,2,3-Trichloropropane	110	9.477	9.471	0.006	59	25149	5.00	4.90	
98 trans-1,4-Dichloro-2-butene	53	9.495	9.495	0.000	72	11592	5.00	5.31	
103 2-Chlorotoluene	126	9.562	9.562	0.000	95	61094	5.00	4.86	
102 1,3,5-Trimethylbenzene	105	9.647	9.653	-0.006	93	219925	5.00	4.90	
105 4-Chlorotoluene	126	9.678	9.684	-0.006	98	64255	5.00	5.15	
106 tert-Butylbenzene	134	9.976	9.976	0.000	90	49874	5.00	5.02	
107 1,2,4-Trimethylbenzene	105	10.030	10.030	0.000	69	233689	5.00	5.03	

Compound	Sig	RT (min.)	Adj RT (min.)	Dlt RT (min.)	Q	Response	Cal Amt ug/L	OnCol Amt ug/L	Flags
109 sec-Butylbenzene	105	10.189	10.189	0.000	94	275064	5.00	4.92	
111 1,3-Dichlorobenzene	146	10.323	10.322	0.000	94	124689	5.00	4.85	
110 4-Isopropyltoluene	119	10.341	10.341	0.000	94	262792	5.00	5.05	
113 1,4-Dichlorobenzene	146	10.414	10.414	0.000	89	128437	5.00	4.99	
115 n-Butylbenzene	91	10.730	10.736	-0.006	94	222693	5.00	4.87	
116 1,2-Dichlorobenzene	146	10.773	10.773	0.000	94	127694	5.00	4.98	
117 1,2-Dibromo-3-Chloropropane	75	11.521	11.521	0.000	63	16535	5.00	5.16	
119 1,2,4-Trichlorobenzene	180	12.190	12.190	0.000	91	105123	5.00	5.22	
120 Hexachlorobutadiene	225	12.312	12.306	0.006	84	48432	5.00	5.32	
121 Naphthalene	128	12.403	12.403	0.000	97	312637	5.00	5.23	
122 1,2,3-Trichlorobenzene	180	12.610	12.610	0.000	90	108123	5.00	5.33	
S 123 Total BTEX	1				0			24.6	
S 126 1,3-Dichloropropene, Total	1				0			9.44	
S 125 1,2-Dichloroethene, Total	1				0			9.92	
S 124 Xylenes, Total	1				0			10.0	

QC Flag Legend

Processing Flags

Review Flags

M - Manually Integrated

Reagents:

GAS CORP mix_00479	Amount Added: 5.00	Units: uL		
8260 CORP mix_00216	Amount Added: 5.00	Units: uL		
S_8260_IS_00352	Amount Added: 1.00	Units: uL	Run Reagent	
S_8260_Surr_00407	Amount Added: 1.00	Units: uL	Run Reagent	

Report Date: 03-Nov-2021 12:16:07 Chrom Revision: 2.3 22-Sep-2021 15:38:46

Eurofins TestAmerica, Buffalo

Data File: \\chromfs\Buffalo\ChromData\HP5973S\20211102-102107.b\S5633.D

Injection Date:	02-Nov-2021 17:12:30	Instrument ID:	HP5973S	Operator ID:	LH
Lims ID:	IC 3			Worklist Smp#:	7
Client ID:					
Purge Vol:	5.000 mL	Dil. Factor:	1.0000	ALS Bottle#:	6
Method:	S-8260	Limit Group:	MV - 8260C ICAL		

Column: ZB-624 (0.18 mm)

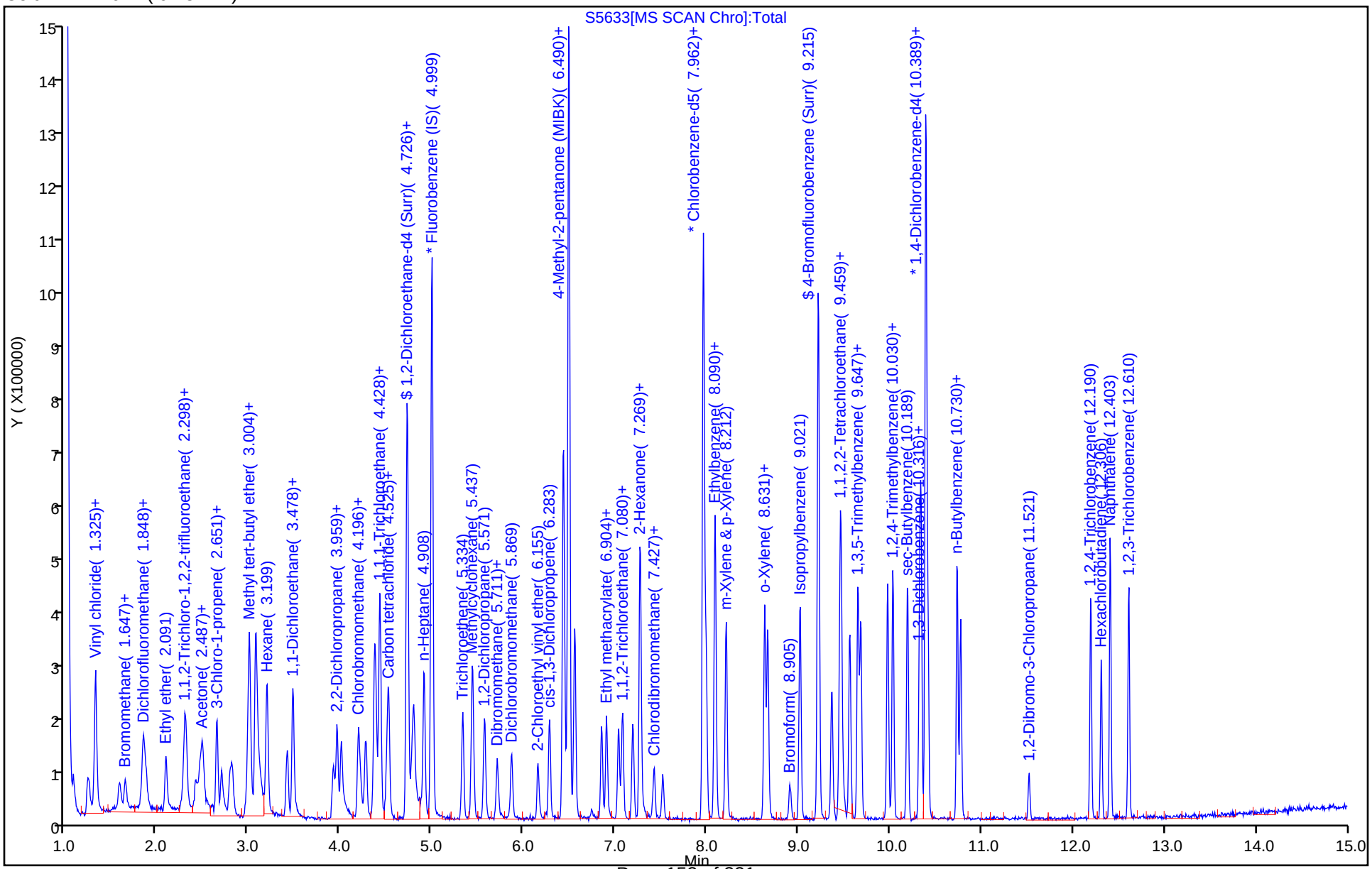

Manual Integration/User Assign Peak Report

Eurofins TestAmerica, Buffalo

Data File: \\chromfs\Buffalo\ChromData\HP5973S\20211102-102107.b\S5633.D
Injection Date: 02-Nov-2021 17:12:30 Instrument ID: HP5973S
Lims ID: IC 3
Client ID:
Operator ID: LH ALS Bottle#: 6 Worklist Smp#: 7
Purge Vol: 5.000 mL Dil. Factor: 1.0000
Method: S-8260 Limit Group: MV - 8260C ICAL
Column: ZB-624 (0.18 mm) Detector MS SCAN

20 Acrolein, CAS: 107-02-8

Signal: 1

Processing Integration Results

RT: 2.27
Area: 13466
Amount: 19.629723
Amount Units: ug/L

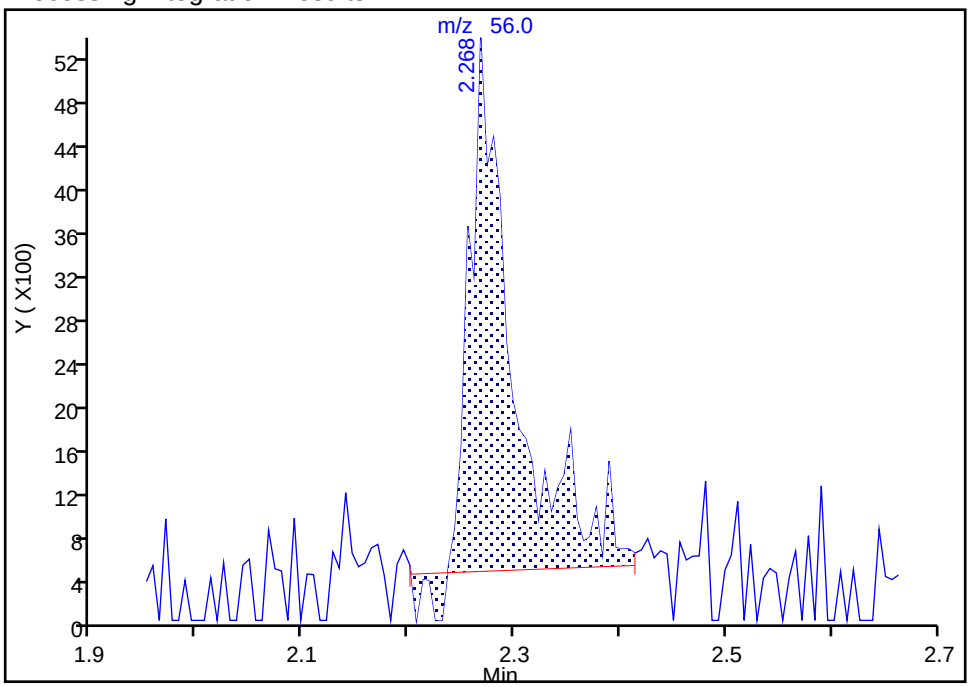

Manual Integration Results

RT: 2.27
Area: 16496
Amount: 24.037608
Amount Units: ug/L

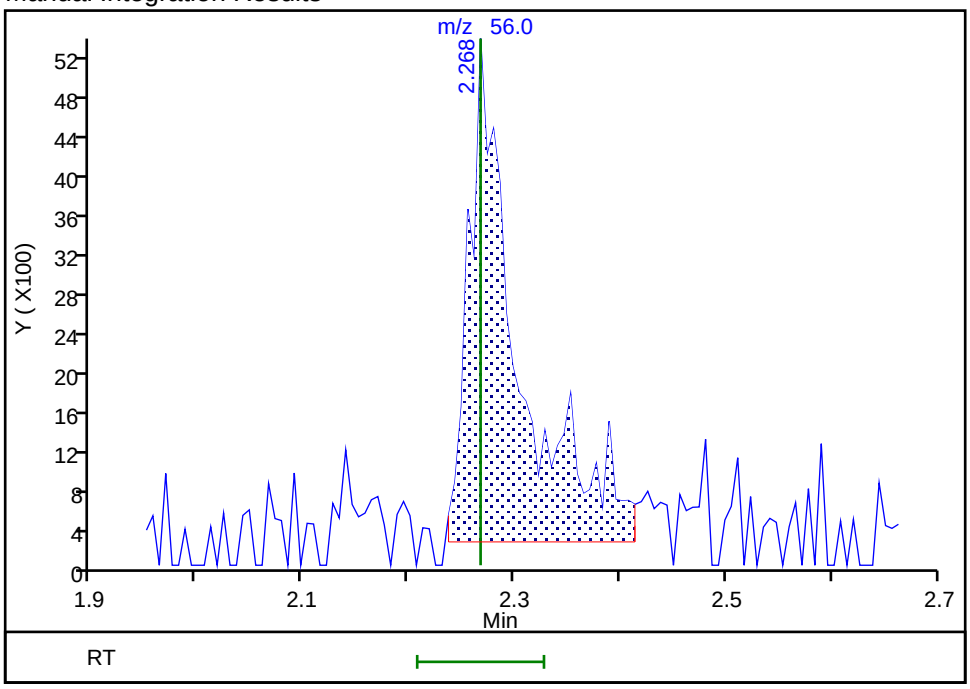

Reviewer: HillL, 03-Nov-2021 11:03:27
Audit Action: Manually Integrated Audit Reason: Poor chromatography

Eurofins TestAmerica, Buffalo

Data File: \\chromfs\Buffalo\ChromData\HP5973S\20211102-102107.b\S5633.D
Injection Date: 02-Nov-2021 17:12:30 Instrument ID: HP5973S
Lims ID: IC 3
Client ID:
Operator ID: LH ALS Bottle#: 6 Worklist Smp#: 7
Purge Vol: 5.000 mL Dil. Factor: 1.0000
Method: S-8260 Limit Group: MV - 8260C ICAL
Column: ZB-624 (0.18 mm) Detector MS SCAN

31 2-Methyl-2-propanol, CAS: 75-65-0

Signal: 1

Processing Integration Results

RT: 3.00
Area: 129984
Amount: 57.030834
Amount Units: ug/L

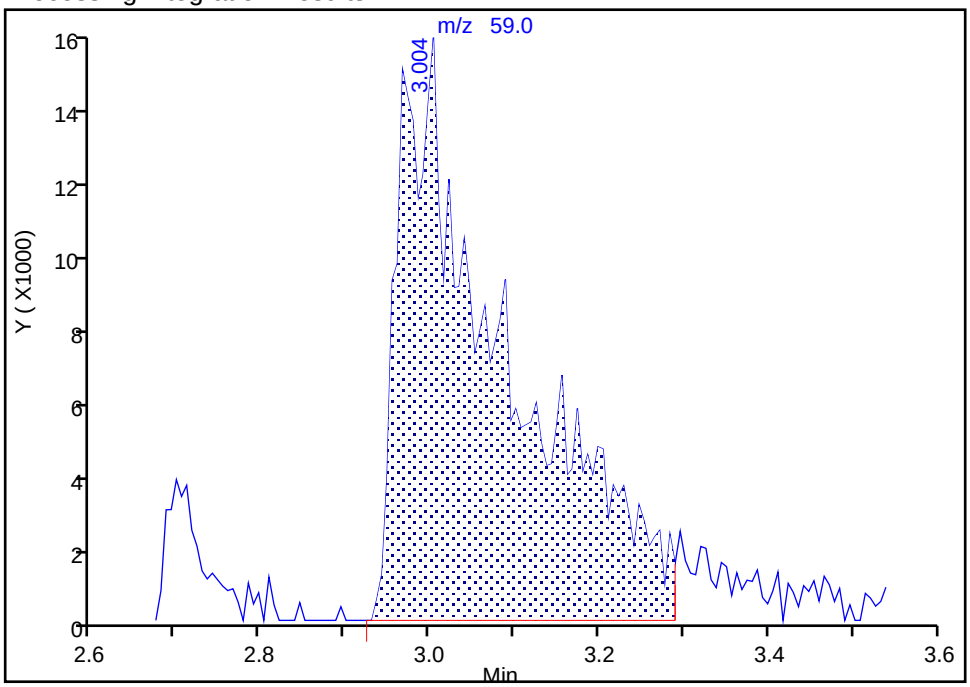

Manual Integration Results

RT: 3.00
Area: 99881
Amount: 46.431643
Amount Units: ug/L

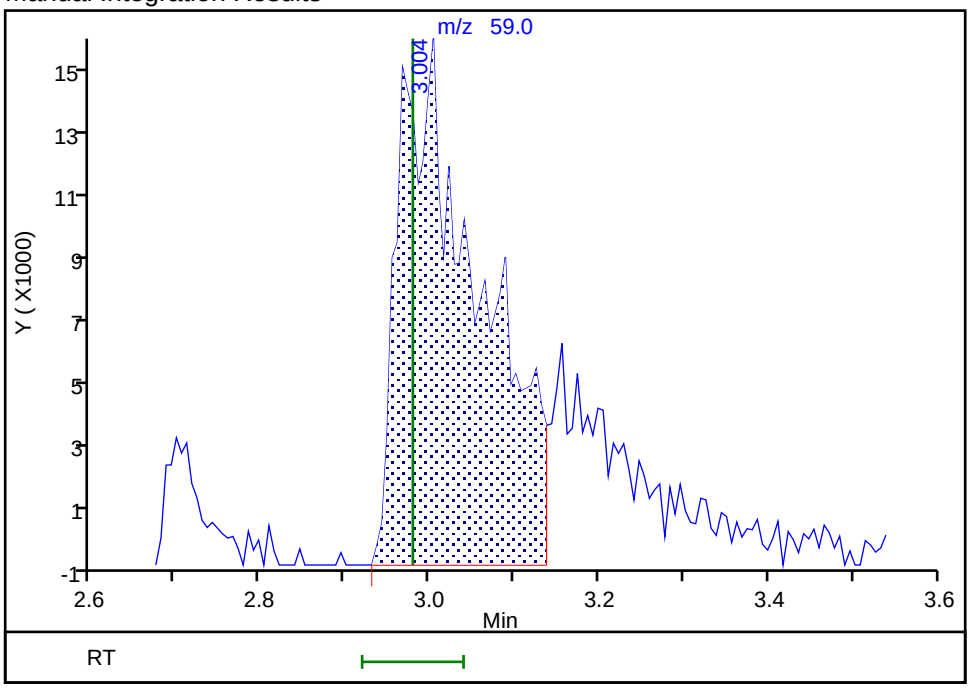

Reviewer: HillL, 03-Nov-2021 11:03:55
Audit Action: Manually Integrated Audit Reason: Poor chromatography

Eurofins TestAmerica, Buffalo

Data File: \\chromfs\Buffalo\ChromData\HP5973S\20211102-102107.b\S5633.D
Injection Date: 02-Nov-2021 17:12:30 Instrument ID: HP5973S
Lims ID: IC 3
Client ID:
Operator ID: LH ALS Bottle#: 6 Worklist Smp#: 7
Purge Vol: 5.000 mL Dil. Factor: 1.0000
Method: S-8260 Limit Group: MV - 8260C ICAL
Column: ZB-624 (0.18 mm) Detector MS SCAN

33 Acrylonitrile, CAS: 107-13-1

Signal: 1

Processing Integration Results

RT: 3.08
Area: 362563
Amount: 45.301791
Amount Units: ug/L

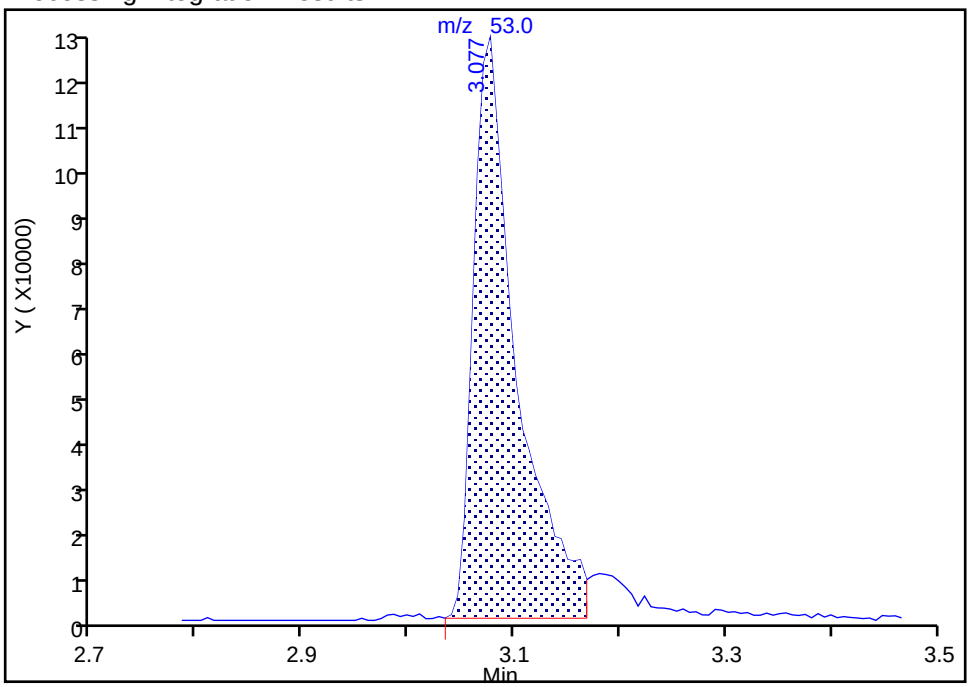

Manual Integration Results

RT: 3.08
Area: 369711
Amount: 46.092008
Amount Units: ug/L

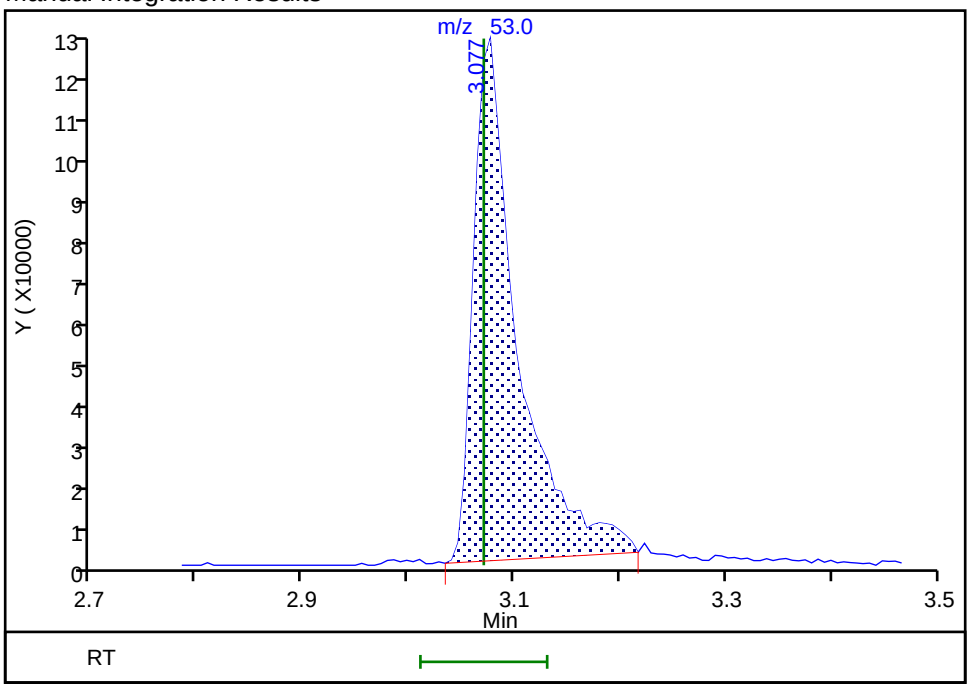

Reviewer: HillL, 03-Nov-2021 11:04:05
Audit Action: Manually Integrated Audit Reason: Poor chromatography

Eurofins TestAmerica, Buffalo
Target Compound Quantitation Report

Data File: \\chromfs\Buffalo\ChromData\HP5973S\20211102-102107.b\S5634.D
Lims ID: IC 4
Client ID:
Sample Type: IC Calib Level: 5
Inject. Date: 02-Nov-2021 17:36:30 ALS Bottle#: 7 Worklist Smp#: 8
Purge Vol: 5.000 mL Dil. Factor: 1.0000
Sample Info: IC 4
Misc. Info.: 480-0102107-008
Operator ID: LH Instrument ID: HP5973S
Sublist: chrom-S-8260*sub26

Method: \\chromfs\Buffalo\ChromData\HP5973S\20211102-102107.b\S-8260.m
Limit Group: MV - 8260C ICAL
Last Update: 03-Nov-2021 12:16:10 Calib Date: 02-Nov-2021 23:00:30
Integrator: RTE ID Type: RT Order ID
Quant Method: Internal Standard Quant By: Initial Calibration
Last ICal File: \\chromfs\Buffalo\ChromData\HP5973S\20211102-102107.b\S5648.D

Column 1 : ZB-624 (0.18 mm) Det: MS SCAN
Process Host: CTX1676

First Level Reviewer: HillL Date: 03-Nov-2021 11:05:54

Compound	Sig	RT (min.)	Adj RT (min.)	Dlt RT (min.)	Q	Response	Cal Amt ug/L	OnCol Amt ug/L	Flags
* 153 Fluorobenzene (IS)	70	4.993	4.999	-0.006	97	178085	25.0	25.0	
* 2 Chlorobenzene-d5	82	7.962	7.962	0.000	88	379032	25.0	25.0	
* 3 1,4-Dichlorobenzene-d4	152	10.389	10.395	-0.006	74	343940	25.0	25.0	
$ 154 Dibromofluoromethane (Surr)	113	4.428	4.427	0.001	55	217249	25.0	24.5	
$ 4 1,2-Dichloroethane-d4 (Surr)	67	4.732	4.732	0.000	78	153773	25.0	24.6	
$ 5 Toluene-d8 (Surr)	98	6.490	6.496	-0.006	80	919524	25.0	23.7	
$ 6 4-Bromofluorobenzene (Surr)	174	9.221	9.221	0.000	87	281844	25.0	24.2	
10 Dichlorodifluoromethane	85	1.088	1.082	0.006	86	99843	10.0	9.49	
12 Chloromethane	50	1.240	1.240	0.000	88	180388	10.0	9.59	
13 Vinyl chloride	62	1.313	1.313	0.000	67	153993	10.0	9.75	
151 Butadiene	54	1.325	1.325	0.000	64	187912	10.0	9.49	
14 Bromomethane	94	1.587	1.593	-0.007	90	83565	10.0	10.0	
15 Chloroethane	64	1.653	1.653	0.000	93	94300	10.0	9.77	
17 Trichlorofluoromethane	101	1.848	1.848	0.000	68	165500	10.0	9.68	
16 Dichlorofluoromethane	67	1.854	1.848	0.006	80	193556	10.0	9.18	
18 Ethyl ether	59	2.098	2.091	0.007	93	122409	10.0	9.29	
20 Acrolein	56	2.274	2.268	0.006	87	34842	50.0	46.6	M
21 1,1,2-Trichloro-1,2,2-trifluoroe	101	2.298	2.304	-0.006	67	82304	10.0	8.85	
22 1,1-Dichloroethene	96	2.310	2.316	-0.006	86	90268	10.0	9.49	
23 Acetone	43	2.414	2.420	-0.006	96	328792	50.0	47.5	
25 Iodomethane	142	2.469	2.469	0.000	99	155605	10.0	9.71	
26 Carbon disulfide	76	2.493	2.499	-0.006	99	319129	10.0	9.14	
28 3-Chloro-1-propene	41	2.651	2.651	0.000	88	234323	10.0	9.11	
27 Methyl acetate	43	2.706	2.700	0.006	97	338435	20.0	19.3	
30 Methylene Chloride	84	2.815	2.815	0.000	89	116604	10.0	9.42	
31 2-Methyl-2-propanol	59	2.974	2.980	-0.006	66	215016	100.0	91.8	M
32 Methyl tert-butyl ether	73	2.992	2.998	-0.006	98	383998	10.0	9.56	
34 trans-1,2-Dichloroethene	96	3.010	3.010	0.000	86	106734	10.0	8.91	
33 Acrylonitrile	53	3.071	3.071	0.000	100	823801	100.0	94.3	
35 Hexane	57	3.199	3.199	0.000	91	218357	10.0	9.46	

Compound	Sig	RT (min.)	Adj RT (min.)	Dlt RT (min.)	Q	Response	Cal Amt ug/L	OnCol Amt ug/L	Flags
39 1,1-Dichloroethane	63	3.418	3.418	0.000	82	224054	10.0	9.32	
37 Vinyl acetate	43	3.478	3.478	0.000	96	808834	20.0	18.7	
44 2,2-Dichloropropane	77	3.923	3.923	0.000	88	106687	10.0	9.38	
45 cis-1,2-Dichloroethene	96	3.959	3.959	0.000	70	123859	10.0	9.36	
43 2-Butanone (MEK)	43	4.008	4.008	0.000	96	556862	50.0	50.0	
48 Chlorobromomethane	128	4.196	4.196	0.000	88	63334	10.0	9.59	
49 Tetrahydrofuran	42	4.215	4.208	0.007	92	146264	20.0	18.9	
50 Chloroform	83	4.275	4.275	0.000	80	203410	10.0	9.31	
51 1,1,1-Trichloroethane	97	4.373	4.373	0.000	70	165688	10.0	9.14	
52 Cyclohexane	56	4.373	4.379	-0.006	86	255689	10.0	9.38	
55 Carbon tetrachloride	117	4.507	4.507	0.000	82	133743	10.0	9.62	
54 1,1-Dichloropropene	75	4.525	4.525	0.000	90	158529	10.0	9.56	
57 Benzene	78	4.726	4.726	0.000	93	463981	10.0	9.45	
53 Isobutyl alcohol	43	4.780	4.774	0.006	82	268490	250.0	228.1	
58 1,2-Dichloroethane	62	4.799	4.799	0.000	78	195853	10.0	9.18	
59 n-Heptane	43	4.908	4.908	0.000	96	294182	10.0	10.2	
62 Trichloroethene	95	5.334	5.334	0.000	91	109627	10.0	9.07	
64 Methylcyclohexane	83	5.437	5.437	0.000	97	204618	10.0	9.38	
65 1,2-Dichloropropane	63	5.571	5.571	0.000	90	133451	10.0	9.27	
67 Dibromomethane	93	5.705	5.705	0.000	88	71691	10.0	9.32	
66 1,4-Dioxane	88	5.717	5.723	-0.006	11	39490	200.0	218.5	
68 Dichlorobromomethane	83	5.863	5.869	-0.006	90	139473	10.0	9.33	
69 2-Chloroethyl vinyl ether	63	6.155	6.155	0.000	90	100991	10.0	10.2	
72 cis-1,3-Dichloropropene	75	6.283	6.283	0.000	84	192994	10.0	9.52	
73 4-Methyl-2-pentanone (MIBK)	43	6.435	6.429	0.006	99	1117523	50.0	46.7	
74 Toluene	92	6.557	6.557	0.000	85	293949	10.0	9.30	
77 trans-1,3-Dichloropropene	75	6.849	6.849	0.000	94	185753	10.0	9.39	
75 Ethyl methacrylate	69	6.904	6.903	0.001	78	183695	10.0	9.60	
79 1,1,2-Trichloroethane	83	7.031	7.037	-0.006	89	92626	10.0	9.40	
81 Tetrachloroethene	166	7.074	7.080	-0.006	83	123333	10.0	9.07	
82 1,3-Dichloropropane	76	7.189	7.189	0.000	95	195608	10.0	9.30	
80 2-Hexanone	43	7.269	7.268	0.001	98	825553	50.0	48.4	
83 Chlorodibromomethane	129	7.421	7.421	0.000	89	100919	10.0	9.27	
84 Ethylene Dibromide	107	7.518	7.518	0.000	99	112659	10.0	8.96	
87 Chlorobenzene	112	7.993	7.992	0.000	90	331221	10.0	9.22	
88 Ethylbenzene	91	8.090	8.090	0.000	99	561174	10.0	9.36	
89 1,1,1,2-Tetrachloroethane	131	8.096	8.096	0.000	42	114573	10.0	9.41	
90 m-Xylene & p-Xylene	106	8.212	8.211	0.001	98	217344	10.0	9.23	
91 o-Xylene	106	8.631	8.631	0.000	97	217150	10.0	9.31	
92 Styrene	104	8.662	8.662	0.000	90	342283	10.0	9.20	
95 Bromoform	173	8.911	8.905	0.006	92	67041	10.0	9.18	
94 Isopropylbenzene	105	9.021	9.014	0.007	96	559699	10.0	9.37	
101 Bromobenzene	156	9.367	9.367	0.000	97	141771	10.0	9.61	
97 1,1,2,2-Tetrachloroethane	83	9.446	9.446	0.000	72	160194	10.0	9.46	
99 N-Propylbenzene	91	9.459	9.459	0.000	98	657884	10.0	9.54	
100 1,2,3-Trichloropropane	110	9.471	9.471	0.000	55	53208	10.0	9.10	
98 trans-1,4-Dichloro-2-butene	53	9.501	9.495	0.006	87	34484	10.0	9.13	
103 2-Chlorotoluene	126	9.562	9.562	0.000	95	134865	10.0	9.42	
102 1,3,5-Trimethylbenzene	105	9.653	9.653	0.000	94	477589	10.0	9.34	
105 4-Chlorotoluene	126	9.684	9.684	0.000	98	138090	10.0	9.71	
106 tert-Butylbenzene	134	9.976	9.976	0.000	87	109115	10.0	9.65	
107 1,2,4-Trimethylbenzene	105	10.030	10.030	0.000	71	503113	10.0	9.51	

Compound	Sig	RT (min.)	Adj RT (min.)	Dlt RT (min.)	Q	Response	Cal Amt ug/L	OnCol Amt ug/L	Flags
109 sec-Butylbenzene	105	10.189	10.189	0.000	95	607569	10.0	9.53	
111 1,3-Dichlorobenzene	146	10.323	10.322	0.000	96	278586	10.0	9.51	
110 4-Isopropyltoluene	119	10.341	10.341	0.000	97	559742	10.0	9.44	
113 1,4-Dichlorobenzene	146	10.414	10.414	0.000	92	275870	10.0	9.40	
115 n-Butylbenzene	91	10.736	10.736	0.000	94	491631	10.0	9.43	
116 1,2-Dichlorobenzene	146	10.773	10.773	0.000	91	270950	10.0	9.27	
117 1,2-Dibromo-3-Chloropropane	75	11.515	11.521	-0.006	67	35171	10.0	9.63	
119 1,2,4-Trichlorobenzene	180	12.190	12.190	0.000	91	220212	10.0	9.59	
120 Hexachlorobutadiene	225	12.312	12.306	0.006	91	98864	10.0	9.53	
121 Naphthalene	128	12.403	12.403	0.000	97	651622	10.0	9.56	
122 1,2,3-Trichlorobenzene	180	12.610	12.610	0.000	94	215084	10.0	9.31	
S 123 Total BTEX	1				0			46.7	
S 126 1,3-Dichloropropene, Total	1				0			18.9	
S 125 1,2-Dichloroethene, Total	1				0			18.3	
S 124 Xylenes, Total	1				0			18.5	

QC Flag Legend

Processing Flags

Review Flags

M - Manually Integrated

Reagents:

GAS CORP mix_00479	Amount Added: 5.00	Units: uL		
8260 CORP mix_00216	Amount Added: 5.00	Units: uL		
S_8260_IS_00352	Amount Added: 1.00	Units: uL	Run Reagent	
S_8260_Surr_00407	Amount Added: 1.00	Units: uL	Run Reagent	

Report Date: 03-Nov-2021 12:16:11 Chrom Revision: 2.3 22-Sep-2021 15:38:46

Eurofins TestAmerica, Buffalo

Data File: \\chromfs\Buffalo\ChromData\HP5973S\20211102-102107.b\S5634.D

Injection Date: 02-Nov-2021 17:36:30 Instrument ID: HP5973S Operator ID: LH

Lims ID: IC 4 Worklist Smp#: 8

Client ID:

Purge Vol: 5.000 mL Dil. Factor: 1.0000 ALS Bottle#: 7

Method: S-8260 Limit Group: MV - 8260C ICAL

Column: ZB-624 (0.18 mm)

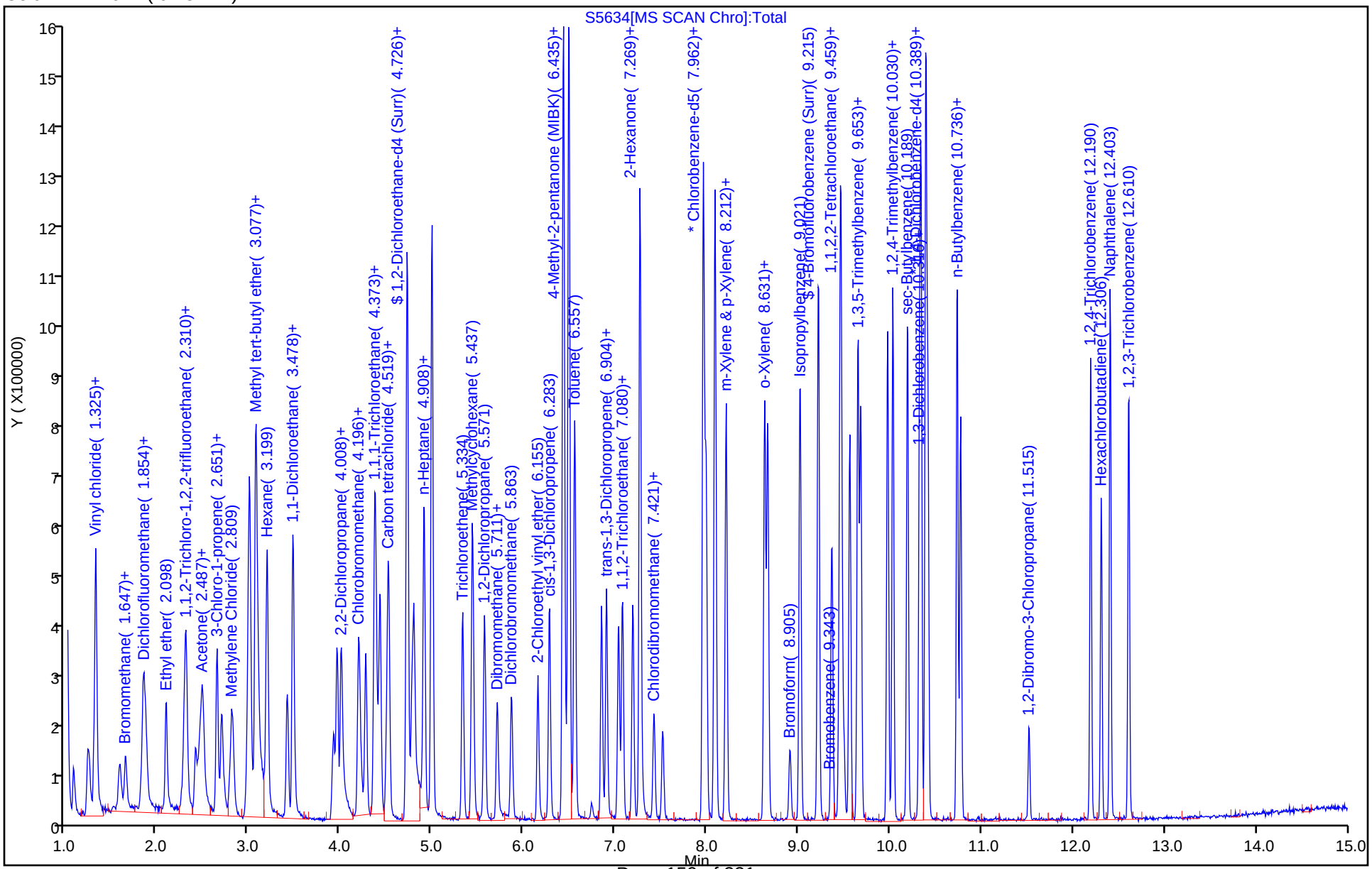

Eurofins TestAmerica, Buffalo

Data File: \\chromfs\Buffalo\ChromData\HP5973S\20211102-102107.b\S5634.D
Injection Date: 02-Nov-2021 17:36:30 Instrument ID: HP5973S
Lims ID: IC 4
Client ID:
Operator ID: LH ALS Bottle#: 7 Worklist Smp#: 8
Purge Vol: 5.000 mL Dil. Factor: 1.0000
Method: S-8260 Limit Group: MV - 8260C ICAL
Column: ZB-624 (0.18 mm) Detector MS SCAN

20 Acrolein, CAS: 107-02-8

Signal: 1

Processing Integration Results

RT: 2.27
Area: 41327
Amount: 54.142887
Amount Units: ug/L

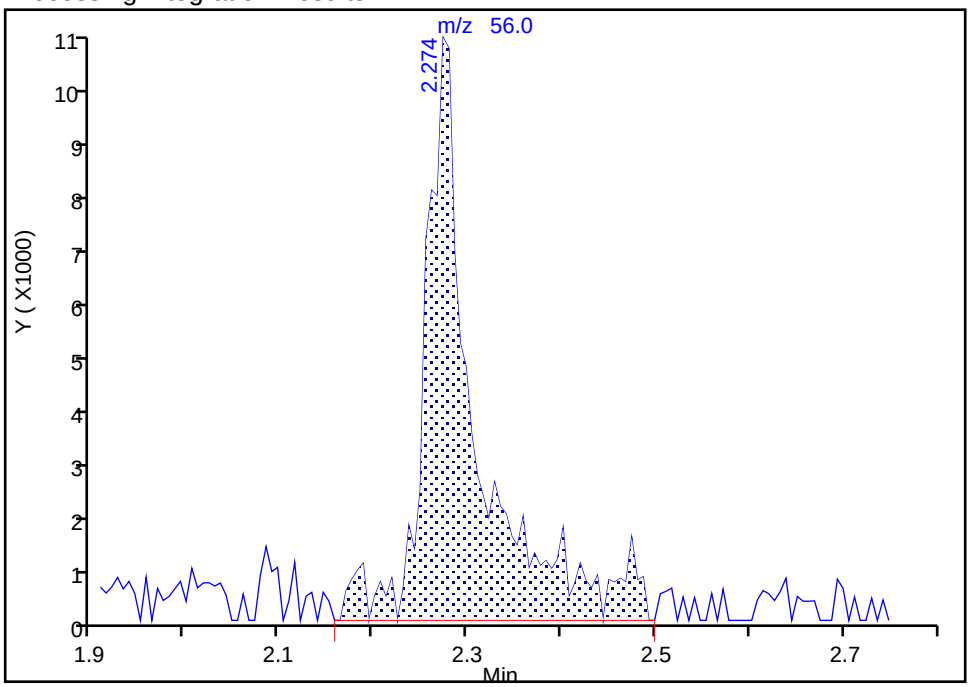

Manual Integration Results

RT: 2.27
Area: 34842
Amount: 46.637414
Amount Units: ug/L

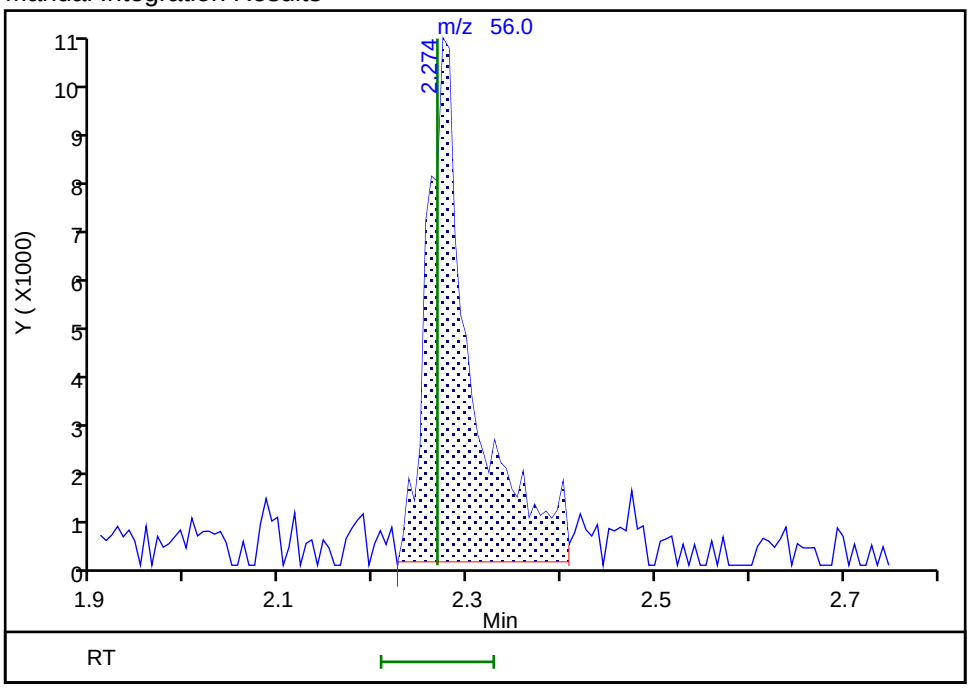

Reviewer: HillL, 03-Nov-2021 11:05:11
Audit Action: Manually Integrated Audit Reason: Poor chromatography

Eurofins TestAmerica, Buffalo

Data File: \\chromfs\Buffalo\ChromData\HP5973S\20211102-102107.b\S5634.D
Injection Date: 02-Nov-2021 17:36:30 Instrument ID: HP5973S
Lims ID: IC 4
Client ID:
Operator ID: LH ALS Bottle#: 7 Worklist Smp#: 8
Purge Vol: 5.000 mL Dil. Factor: 1.0000
Method: S-8260 Limit Group: MV - 8260C ICAL
Column: ZB-624 (0.18 mm) Detector MS SCAN

31 2-Methyl-2-propanol, CAS: 75-65-0

Signal: 1

Processing Integration Results

RT: 2.97
Area: 260991
Amount: 108.7793
Amount Units: ug/L

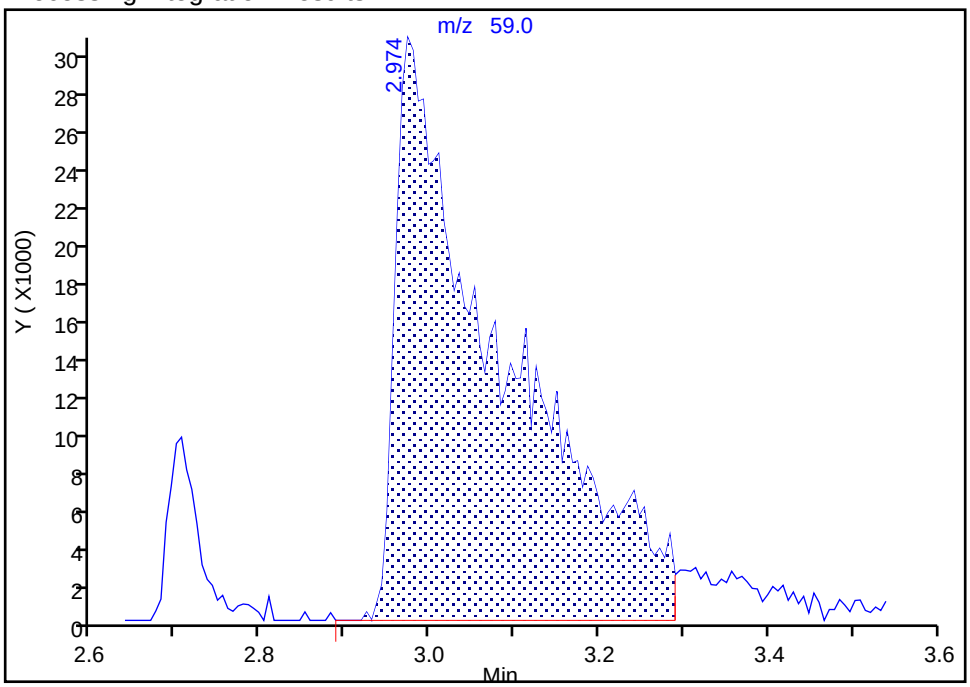

Manual Integration Results

RT: 2.97
Area: 215016
Amount: 91.816502
Amount Units: ug/L

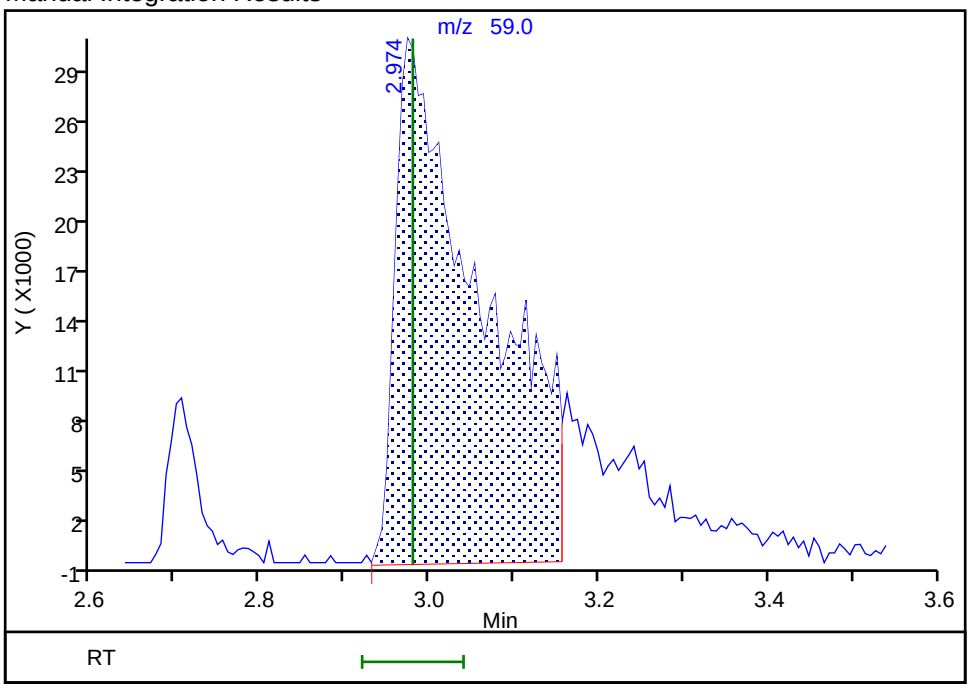

Reviewer: HillL, 03-Nov-2021 11:05:33
Audit Action: Manually Integrated Audit Reason: Poor chromatography

Eurofins TestAmerica, Buffalo
Target Compound Quantitation Report

Data File: \\chromfs\Buffalo\ChromData\HP5973S\20211102-102107.b\S5635.D
Lims ID: ICIS 5
Client ID:
Sample Type: ICIS Calib Level: 6
Inject. Date: 02-Nov-2021 17:59:30 ALS Bottle#: 8 Worklist Smp#: 9
Purge Vol: 5.000 mL Dil. Factor: 1.0000
Sample Info: ICIS 5
Misc. Info.: 480-0102107-009
Operator ID: LH Instrument ID: HP5973S
Sublist: chrom-S-8260*sub26

Method: \\chromfs\Buffalo\ChromData\HP5973S\20211102-102107.b\S-8260.m
Limit Group: MV - 8260C ICAL
Last Update: 03-Nov-2021 12:16:13 Calib Date: 02-Nov-2021 23:00:30
Integrator: RTE ID Type: RT Order ID
Quant Method: Internal Standard Quant By: Initial Calibration
Last ICal File: \\chromfs\Buffalo\ChromData\HP5973S\20211102-102107.b\S5648.D

Column 1 : ZB-624 (0.18 mm) Det: MS SCAN
Process Host: CTX1676

First Level Reviewer: HillL Date: 03-Nov-2021 10:40:48

Compound	Sig	RT (min.)	Adj RT (min.)	Dlt RT (min.)	Q	Response	Cal Amt ug/L	OnCol Amt ug/L	Flags
* 153 Fluorobenzene (IS)	70	4.999	4.999	0.000	98	179339	25.0	25.0	
* 2 Chlorobenzene-d5	82	7.962	7.962	0.000	88	359302	25.0	25.0	
* 3 1,4-Dichlorobenzene-d4	152	10.389	10.389	0.000	49	326530	25.0	25.0	
$ 154 Dibromofluoromethane (Surr)	113	4.427	4.427	0.000	57	215457	25.0	24.1	
$ 4 1,2-Dichloroethane-d4 (Surr)	67	4.732	4.732	0.000	51	154041	25.0	24.4	
$ 5 Toluene-d8 (Surr)	98	6.496	6.496	0.000	49	935236	25.0	25.4	
$ 6 4-Bromofluorobenzene (Surr)	174	9.221	9.221	0.000	86	274527	25.0	24.9	
10 Dichlorodifluoromethane	85	1.082	1.082	0.000	87	270860	25.0	25.6	
12 Chloromethane	50	1.240	1.240	0.000	89	465704	25.0	24.6	
13 Vinyl chloride	62	1.313	1.313	0.000	73	412613	25.0	25.9	
151 Butadiene	54	1.325	1.325	0.000	68	484765	25.0	24.3	
14 Bromomethane	94	1.593	1.593	0.000	89	213199	25.0	25.3	
15 Chloroethane	64	1.653	1.653	0.000	94	238012	25.0	24.5	
17 Trichlorofluoromethane	101	1.848	1.848	0.000	67	456853	25.0	26.5	
16 Dichlorofluoromethane	67	1.848	1.848	0.000	80	517401	25.0	24.4	
18 Ethyl ether	59	2.091	2.091	0.000	97	315262	25.0	23.8	
20 Acrolein	56	2.268	2.268	0.000	93	86863	125.0	115.5	
21 1,1,2-Trichloro-1,2,2-trifluoroe	101	2.304	2.304	0.000	64	258696	25.0	27.6	
22 1,1-Dichloroethene	96	2.316	2.316	0.000	86	251619	25.0	26.3	
23 Acetone	43	2.420	2.420	0.000	99	848368	125.0	121.7	
25 Iodomethane	142	2.469	2.469	0.000	99	418475	25.0	25.9	
26 Carbon disulfide	76	2.499	2.499	0.000	99	869643	25.0	24.7	
28 3-Chloro-1-propene	41	2.651	2.651	0.000	89	663172	25.0	25.6	
27 Methyl acetate	43	2.700	2.700	0.000	97	817707	50.0	46.4	
30 Methylene Chloride	84	2.815	2.815	0.000	89	308786	25.0	25.2	
31 2-Methyl-2-propanol	59	2.980	2.980	0.000	79	597527	250.0	253.4	
32 Methyl tert-butyl ether	73	2.998	2.998	0.000	92	980913	25.0	24.2	
34 trans-1,2-Dichloroethene	96	3.010	3.010	0.000	88	308799	25.0	25.6	
33 Acrylonitrile	53	3.071	3.071	0.000	99	2152365	250.0	244.8	
35 Hexane	57	3.199	3.199	0.000	95	630826	25.0	27.2	

Compound	Sig	RT (min.)	Adj RT (min.)	Dlt RT (min.)	Q	Response	Cal Amt ug/L	OnCol Amt ug/L	Flags
39 1,1-Dichloroethane	63	3.418	3.418	0.000	86	609635	25.0	25.2	
37 Vinyl acetate	43	3.478	3.478	0.000	97	2169898	50.0	49.7	
44 2,2-Dichloropropane	77	3.923	3.923	0.000	92	269413	25.0	23.5	
45 cis-1,2-Dichloroethene	96	3.959	3.959	0.000	71	328275	25.0	24.6	
43 2-Butanone (MEK)	43	4.008	4.008	0.000	97	1402997	125.0	125.2	
48 Chlorobromomethane	128	4.196	4.196	0.000	86	159842	25.0	24.0	
49 Tetrahydrofuran	42	4.208	4.208	0.000	92	374785	50.0	48.0	
50 Chloroform	83	4.275	4.275	0.000	82	531335	25.0	24.1	
51 1,1,1-Trichloroethane	97	4.373	4.373	0.000	71	476220	25.0	26.1	
52 Cyclohexane	56	4.379	4.379	0.000	93	785946	25.0	28.6	
55 Carbon tetrachloride	117	4.507	4.507	0.000	81	380482	25.0	27.2	
54 1,1-Dichloropropene	75	4.525	4.525	0.000	89	436902	25.0	26.2	
57 Benzene	78	4.726	4.726	0.000	96	1234262	25.0	25.0	
53 Isobutyl alcohol	43	4.774	4.774	0.000	82	783333	625.0	660.9	
58 1,2-Dichloroethane	62	4.799	4.799	0.000	72	513137	25.0	23.9	
59 n-Heptane	43	4.908	4.908	0.000	97	744973	25.0	25.7	
62 Trichloroethene	95	5.334	5.334	0.000	91	319579	25.0	26.3	
64 Methylcyclohexane	83	5.437	5.437	0.000	98	609682	25.0	27.7	
65 1,2-Dichloropropane	63	5.571	5.571	0.000	91	351652	25.0	24.2	
67 Dibromomethane	93	5.705	5.705	0.000	86	192809	25.0	24.9	
66 1,4-Dioxane	88	5.723	5.723	0.000	67	80789	500.0	471.6	
68 Dichlorobromomethane	83	5.869	5.869	0.000	88	381652	25.0	25.3	
69 2-Chloroethyl vinyl ether	63	6.155	6.155	0.000	90	255631	25.0	25.6	
72 cis-1,3-Dichloropropene	75	6.283	6.283	0.000	83	517642	25.0	25.4	
73 4-Methyl-2-pentanone (MIBK)	43	6.429	6.429	0.000	99	2802112	125.0	123.5	
74 Toluene	92	6.557	6.557	0.000	88	788496	25.0	26.3	
77 trans-1,3-Dichloropropene	75	6.849	6.849	0.000	94	493905	25.0	26.3	
75 Ethyl methacrylate	69	6.903	6.903	0.000	77	468433	25.0	25.8	
79 1,1,2-Trichloroethane	83	7.037	7.037	0.000	88	234002	25.0	25.0	
81 Tetrachloroethene	166	7.080	7.080	0.000	83	334302	25.0	25.9	
82 1,3-Dichloropropane	76	7.189	7.189	0.000	97	502969	25.0	25.2	
80 2-Hexanone	43	7.268	7.268	0.000	99	2041187	125.0	126.2	
83 Chlorodibromomethane	129	7.421	7.421	0.000	86	263644	25.0	25.6	
84 Ethylene Dibromide	107	7.518	7.518	0.000	96	295795	25.0	24.8	
87 Chlorobenzene	112	7.992	7.992	0.000	92	875704	25.0	25.7	
88 Ethylbenzene	91	8.090	8.090	0.000	99	1505507	25.0	26.5	
89 1,1,1,2-Tetrachloroethane	131	8.096	8.096	0.000	43	298852	25.0	25.9	
90 m-Xylene & p-Xylene	106	8.211	8.211	0.000	98	607719	25.0	27.2	
91 o-Xylene	106	8.631	8.631	0.000	98	583235	25.0	26.4	
92 Styrene	104	8.662	8.662	0.000	92	951480	25.0	27.0	
95 Bromoform	173	8.905	8.905	0.000	94	180348	25.0	26.0	
94 Isopropylbenzene	105	9.014	9.014	0.000	97	1535597	25.0	27.1	
101 Bromobenzene	156	9.367	9.367	0.000	97	350876	25.0	25.0	
97 1,1,2,2-Tetrachloroethane	83	9.446	9.446	0.000	70	405859	25.0	25.2	
99 N-Propylbenzene	91	9.459	9.459	0.000	98	1792822	25.0	27.4	
100 1,2,3-Trichloropropane	110	9.471	9.471	0.000	56	138201	25.0	24.9	
98 trans-1,4-Dichloro-2-butene	53	9.495	9.495	0.000	86	107949	25.0	23.4	
103 2-Chlorotoluene	126	9.562	9.562	0.000	94	356105	25.0	26.2	
102 1,3,5-Trimethylbenzene	105	9.653	9.653	0.000	94	1309631	25.0	27.0	
105 4-Chlorotoluene	126	9.684	9.684	0.000	97	362338	25.0	26.8	
106 tert-Butylbenzene	134	9.976	9.976	0.000	91	303221	25.0	28.2	
107 1,2,4-Trimethylbenzene	105	10.030	10.030	0.000	79	1330522	25.0	26.5	

Compound	Sig	RT (min.)	Adj RT (min.)	Dlt RT (min.)	Q	Response	Cal Amt ug/L	OnCol Amt ug/L	Flags
109 sec-Butylbenzene	105	10.189	10.189	0.000	95	1704762	25.0	28.2	
111 1,3-Dichlorobenzene	146	10.322	10.322	0.000	97	725678	25.0	26.1	
110 4-Isopropyltoluene	119	10.341	10.341	0.000	95	1601604	25.0	28.5	
113 1,4-Dichlorobenzene	146	10.414	10.414	0.000	92	716227	25.0	25.7	
115 n-Butylbenzene	91	10.736	10.736	0.000	94	1341386	25.0	27.1	
116 1,2-Dichlorobenzene	146	10.773	10.773	0.000	96	698559	25.0	25.2	
117 1,2-Dibromo-3-Chloropropane	75	11.521	11.521	0.000	79	87558	25.0	25.3	
119 1,2,4-Trichlorobenzene	180	12.190	12.190	0.000	92	557155	25.0	25.6	
120 Hexachlorobutadiene	225	12.306	12.306	0.000	93	276398	25.0	28.1	
121 Naphthalene	128	12.403	12.403	0.000	97	1680499	25.0	26.0	
122 1,2,3-Trichlorobenzene	180	12.610	12.610	0.000	94	545634	25.0	24.9	

QC Flag Legend

Processing Flags

Reagents:

GAS CORP mix_00479	Amount Added:	12.50	Units: uL	
8260 CORP mix_00216	Amount Added:	12.50	Units: uL	
S_8260_IS_00352	Amount Added:	1.00	Units: uL	Run Reagent
S_8260_Surr_00407	Amount Added:	1.00	Units: uL	Run Reagent

Report Date: 03-Nov-2021 12:16:14 Chrom Revision: 2.3 22-Sep-2021 15:38:46

Eurofins TestAmerica, Buffalo

Data File: \\chromfs\Buffalo\ChromData\HP5973S\20211102-102107.b\S5635.D

Injection Date:	02-Nov-2021 17:59:30	Instrument ID:	HP5973S	Operator ID:	LH
Lims ID:	ICIS 5			Worklist Smp#:	9
Client ID:					
Purge Vol:	5.000 mL	Dil. Factor:	1.0000	ALS Bottle#:	8
Method:	S-8260	Limit Group:	MV - 8260C ICAL		

Column: ZB-624 (0.18 mm)

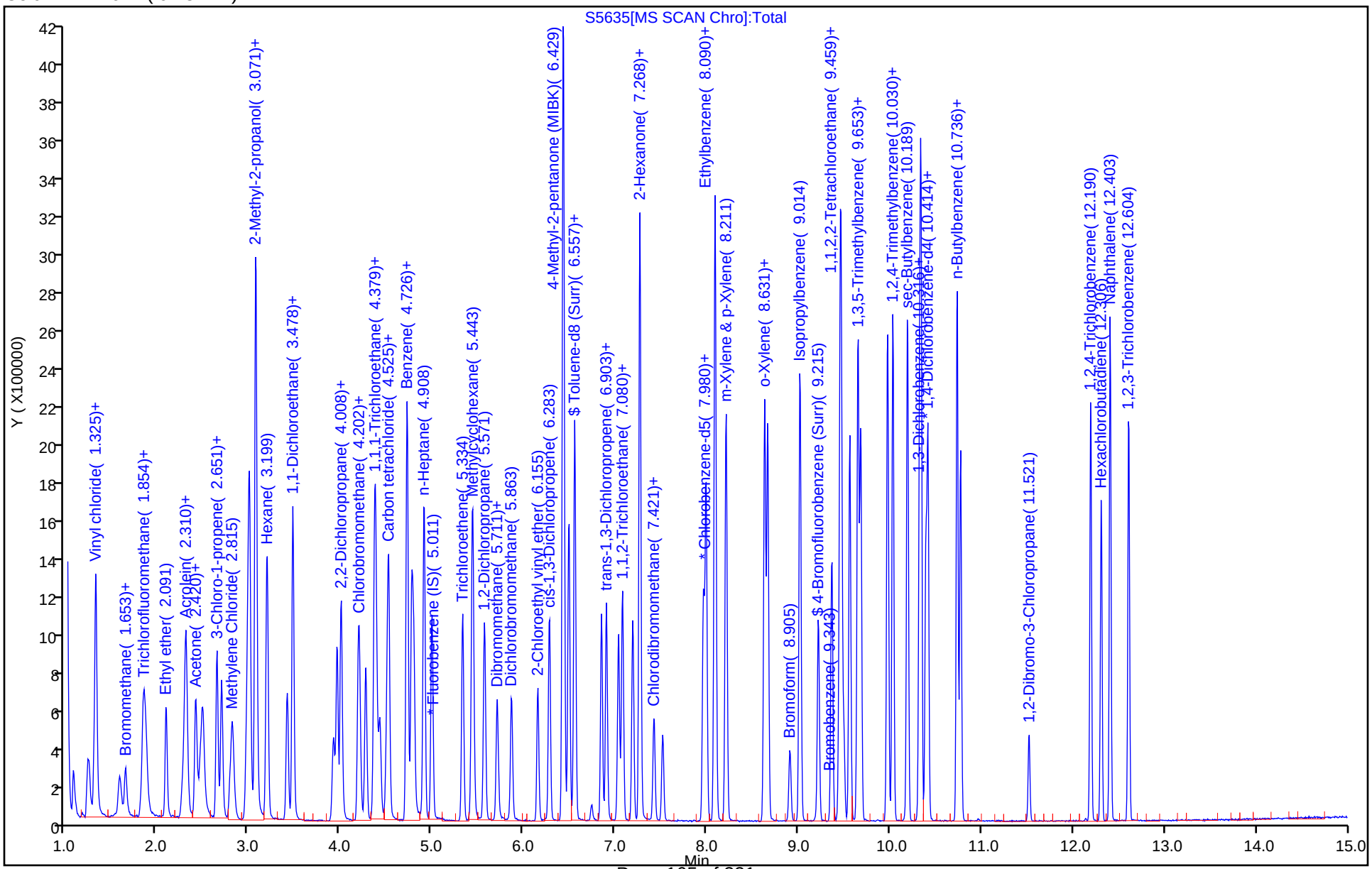

Eurofins TestAmerica, Buffalo
Target Compound Quantitation Report

Data File: \\chromfs\Buffalo\ChromData\HP5973S\20211102-102107.b\S5636.D
Lims ID: IC 6
Client ID:
Sample Type: IC Calib Level: 7
Inject. Date: 02-Nov-2021 18:22:30 ALS Bottle#: 9 Worklist Smp#: 10
Purge Vol: 5.000 mL Dil. Factor: 1.0000
Sample Info: IC 6
Misc. Info.: 480-0102107-010
Operator ID: LH Instrument ID: HP5973S
Sublist: chrom-S-8260*sub26

Method: \\chromfs\Buffalo\ChromData\HP5973S\20211102-102107.b\S-8260.m
Limit Group: MV - 8260C ICAL
Last Update: 03-Nov-2021 12:16:16 Calib Date: 02-Nov-2021 23:00:30
Integrator: RTE ID Type: RT Order ID
Quant Method: Internal Standard Quant By: Initial Calibration
Last ICal File: \\chromfs\Buffalo\ChromData\HP5973S\20211102-102107.b\S5648.D

Column 1 : ZB-624 (0.18 mm) Det: MS SCAN
Process Host: CTX1676

First Level Reviewer: HillL Date: 03-Nov-2021 11:10:32

Compound	Sig	RT (min.)	Adj RT (min.)	Dlt RT (min.)	Q	Response	Cal Amt ug/L	OnCol Amt ug/L	Flags
* 153 Fluorobenzene (IS)	70	4.999	4.999	0.000	97	185454	25.0	25.0	
* 2 Chlorobenzene-d5	82	7.962	7.962	0.000	89	375879	25.0	25.0	
* 3 1,4-Dichlorobenzene-d4	152	10.395	10.389	0.006	27	349755	25.0	25.0	
$ 154 Dibromofluoromethane (Surr)	113	4.427	4.427	0.000	61	226578	25.0	24.5	
$ 4 1,2-Dichloroethane-d4 (Surr)	67	4.725	4.732	-0.007	40	153384	25.0	23.5	
$ 5 Toluene-d8 (Surr)	98	6.496	6.496	0.000	46	939497	25.0	24.4	
$ 6 4-Bromofluorobenzene (Surr)	174	9.215	9.221	-0.006	87	284110	25.0	24.6	
10 Dichlorodifluoromethane	85	1.081	1.082	-0.001	87	574247	50.0	52.4	
12 Chloromethane	50	1.246	1.240	0.006	88	907626	50.0	46.3	
13 Vinyl chloride	62	1.313	1.313	0.000	70	840122	50.0	51.1	
151 Butadiene	54	1.325	1.325	0.000	65	966682	50.0	46.9	
14 Bromomethane	94	1.592	1.593	-0.001	90	418262	50.0	48.1	
15 Chloroethane	64	1.653	1.653	0.000	94	488772	50.0	48.6	
17 Trichlorofluoromethane	101	1.848	1.848	0.000	64	904468	50.0	50.8	
16 Dichlorofluoromethane	67	1.848	1.848	0.000	80	1055292	50.0	48.1	
18 Ethyl ether	59	2.091	2.091	0.000	96	650633	50.0	47.4	
20 Acrolein	56	2.268	2.268	0.000	96	170632	250.0	219.3	
21 1,1,2-Trichloro-1,2,2-trifluoroe	101	2.298	2.304	-0.006	79	507972	50.0	52.4	
22 1,1-Dichloroethene	96	2.316	2.316	0.000	85	507070	50.0	51.2	
23 Acetone	43	2.414	2.420	-0.006	98	1772857	250.0	245.9	
25 Iodomethane	142	2.468	2.469	-0.001	99	827723	50.0	49.6	
26 Carbon disulfide	76	2.499	2.499	0.000	99	1779607	50.0	48.9	
28 3-Chloro-1-propene	41	2.645	2.651	-0.006	88	1348474	50.0	50.4	M
27 Methyl acetate	43	2.700	2.700	0.000	97	1718005	100.0	94.2	
30 Methylene Chloride	84	2.821	2.815	0.006	86	621699	50.0	49.3	
31 2-Methyl-2-propanol	59	2.973	2.980	-0.007	86	1297519	500.0	532.1	
32 Methyl tert-butyl ether	73	2.992	2.998	-0.006	97	2008119	50.0	48.0	
34 trans-1,2-Dichloroethene	96	3.004	3.010	-0.006	79	610456	50.0	48.9	
33 Acrylonitrile	53	3.071	3.071	0.000	98	4464062	500.0	490.9	
35 Hexane	57	3.199	3.199	-0.001	94	1289187	50.0	53.7	

Compound	Sig	RT (min.)	Adj RT (min.)	Dlt RT (min.)	Q	Response	Cal Amt ug/L	OnCol Amt ug/L	Flags
39 1,1-Dichloroethane	63	3.418	3.418	0.000	86	1260619	50.0	50.4	
37 Vinyl acetate	43	3.478	3.478	0.000	97	4566664	100.0	101.2	
44 2,2-Dichloropropane	77	3.922	3.923	-0.001	91	536034	50.0	45.3	
45 cis-1,2-Dichloroethene	96	3.959	3.959	0.000	70	658228	50.0	47.8	
43 2-Butanone (MEK)	43	4.002	4.008	-0.006	98	2900915	250.0	250.2	
48 Chlorobromomethane	128	4.190	4.196	-0.006	87	329026	50.0	47.9	
49 Tetrahydrofuran	42	4.208	4.208	0.000	92	764585	100.0	94.7	
50 Chloroform	83	4.275	4.275	0.000	83	1087790	50.0	47.8	
51 1,1,1-Trichloroethane	97	4.373	4.373	0.000	70	953640	50.0	50.5	
52 Cyclohexane	56	4.379	4.379	0.000	94	1581525	50.0	55.7	
55 Carbon tetrachloride	117	4.506	4.507	-0.001	81	786289	50.0	54.3	
54 1,1-Dichloropropene	75	4.525	4.525	0.000	90	895089	50.0	51.8	
57 Benzene	78	4.725	4.726	-0.001	97	2547413	50.0	49.8	
53 Isobutyl alcohol	43	4.774	4.774	0.000	83	1679380	1250.0	1370.3	
58 1,2-Dichloroethane	62	4.798	4.799	-0.001	75	1041479	50.0	46.9	
59 n-Heptane	43	4.908	4.908	0.000	97	1534608	50.0	51.2	
62 Trichloroethene	95	5.334	5.334	0.000	90	643094	50.0	51.1	
64 Methylcyclohexane	83	5.443	5.437	0.006	97	1234323	50.0	54.3	
65 1,2-Dichloropropane	63	5.571	5.571	0.000	90	715849	50.0	47.7	
67 Dibromomethane	93	5.705	5.705	0.000	90	377866	50.0	47.2	
66 1,4-Dioxane	88	5.723	5.723	0.000	70	160370	1000.0	894.9	
68 Dichlorobromomethane	83	5.863	5.869	-0.006	87	795538	50.0	51.1	
69 2-Chloroethyl vinyl ether	63	6.155	6.155	0.000	91	509088	50.0	49.4	
72 cis-1,3-Dichloropropene	75	6.277	6.283	-0.006	85	1082735	50.0	51.3	
73 4-Methyl-2-pentanone (MIBK)	43	6.429	6.429	0.000	99	5807465	250.0	244.8	
74 Toluene	92	6.557	6.557	0.000	90	1596990	50.0	51.0	
77 trans-1,3-Dichloropropene	75	6.849	6.849	0.000	94	1026085	50.0	52.3	
75 Ethyl methacrylate	69	6.903	6.903	0.000	78	958896	50.0	50.5	
79 1,1,2-Trichloroethane	83	7.037	7.037	0.000	89	473201	50.0	48.4	
81 Tetrachloroethene	166	7.080	7.080	0.000	84	692705	50.0	51.4	
82 1,3-Dichloropropane	76	7.189	7.189	0.000	99	1030102	50.0	49.4	
80 2-Hexanone	43	7.268	7.268	0.000	99	4185614	250.0	247.4	
83 Chlorodibromomethane	129	7.421	7.421	-0.001	86	576546	50.0	53.4	
84 Ethylene Dibromide	107	7.518	7.518	0.000	99	615882	50.0	49.4	
87 Chlorobenzene	112	7.992	7.992	0.000	93	1767526	50.0	49.6	
88 Ethylbenzene	91	8.090	8.090	0.000	99	3092401	50.0	52.0	
89 1,1,1,2-Tetrachloroethane	131	8.096	8.096	0.000	42	635735	50.0	52.6	
90 m-Xylene & p-Xylene	106	8.211	8.211	0.000	98	1218492	50.0	52.2	
91 o-Xylene	106	8.631	8.631	0.000	98	1180170	50.0	51.0	
92 Styrene	104	8.662	8.662	0.000	94	1941408	50.0	52.6	
95 Bromoform	173	8.905	8.905	0.000	94	387682	50.0	53.5	
94 Isopropylbenzene	105	9.020	9.014	0.006	96	3199552	50.0	52.7	
101 Bromobenzene	156	9.367	9.367	0.000	96	711984	50.0	47.5	
97 1,1,2,2-Tetrachloroethane	83	9.446	9.446	0.000	72	854323	50.0	49.6	
99 N-Propylbenzene	91	9.465	9.459	0.006	97	3753644	50.0	53.5	
100 1,2,3-Trichloropropane	110	9.471	9.471	0.000	56	277158	50.0	46.6	
98 trans-1,4-Dichloro-2-butene	53	9.495	9.495	0.000	88	241186	50.0	45.6	
103 2-Chlorotoluene	126	9.562	9.562	0.000	94	715845	50.0	49.2	
102 1,3,5-Trimethylbenzene	105	9.653	9.653	0.000	94	2730550	50.0	52.5	
105 4-Chlorotoluene	126	9.684	9.684	0.000	96	734652	50.0	50.8	
106 tert-Butylbenzene	134	9.976	9.976	0.000	91	623224	50.0	54.2	
107 1,2,4-Trimethylbenzene	105	10.030	10.030	0.000	60	2742823	50.0	51.0	

Compound	Sig	RT (min.)	Adj RT (min.)	Dlt RT (min.)	Q	Response	Cal Amt ug/L	OnCol Amt ug/L	Flags
109 sec-Butylbenzene	105	10.195	10.189	0.006	93	3568243	50.0	55.1	
111 1,3-Dichlorobenzene	146	10.322	10.322	0.000	97	1456320	50.0	48.9	
110 4-Isopropyltoluene	119	10.341	10.341	0.000	93	3328699	50.0	55.2	
113 1,4-Dichlorobenzene	146	10.414	10.414	0.000	93	1489834	50.0	49.9	
115 n-Butylbenzene	91	10.736	10.736	0.000	95	2773126	50.0	52.3	
116 1,2-Dichlorobenzene	146	10.773	10.773	0.000	92	1451128	50.0	48.8	
117 1,2-Dibromo-3-Chloropropane	75	11.521	11.521	0.000	80	184981	50.0	49.8	
119 1,2,4-Trichlorobenzene	180	12.190	12.190	0.000	91	1161545	50.0	49.7	
120 Hexachlorobutadiene	225	12.312	12.306	0.006	92	569616	50.0	54.0	
121 Naphthalene	128	12.403	12.403	0.000	97	3565755	50.0	51.4	
122 1,2,3-Trichlorobenzene	180	12.610	12.610	0.000	93	1148267	50.0	48.9	
S 123 Total BTEX	1				0			256.0	
S 126 1,3-Dichloropropene, Total	1				0			103.6	
S 125 1,2-Dichloroethene, Total	1				0			96.7	
S 124 Xylenes, Total	1				0			103.2	

QC Flag Legend

Processing Flags

Review Flags

M - Manually Integrated

Reagents:

GAS CORP mix_00479	Amount Added:	25.00	Units: uL	
8260 CORP mix_00216	Amount Added:	25.00	Units: uL	
S_8260_IS_00352	Amount Added:	1.00	Units: uL	Run Reagent
S_8260_Surr_00407	Amount Added:	1.00	Units: uL	Run Reagent

Report Date: 03-Nov-2021 12:16:17 Chrom Revision: 2.3 22-Sep-2021 15:38:46

Eurofins TestAmerica, Buffalo

Data File: \\chromfs\Buffalo\ChromData\HP5973S\20211102-102107.b\S5636.D

Injection Date:	02-Nov-2021 18:22:30	Instrument ID:	HP5973S	Operator ID:	LH
Lims ID:	IC 6			Worklist Smp#:	10
Client ID:					
Purge Vol:	5.000 mL	Dil. Factor:	1.0000	ALS Bottle#:	9
Method:	S-8260	Limit Group:	MV - 8260C ICAL		

Column: ZB-624 (0.18 mm)

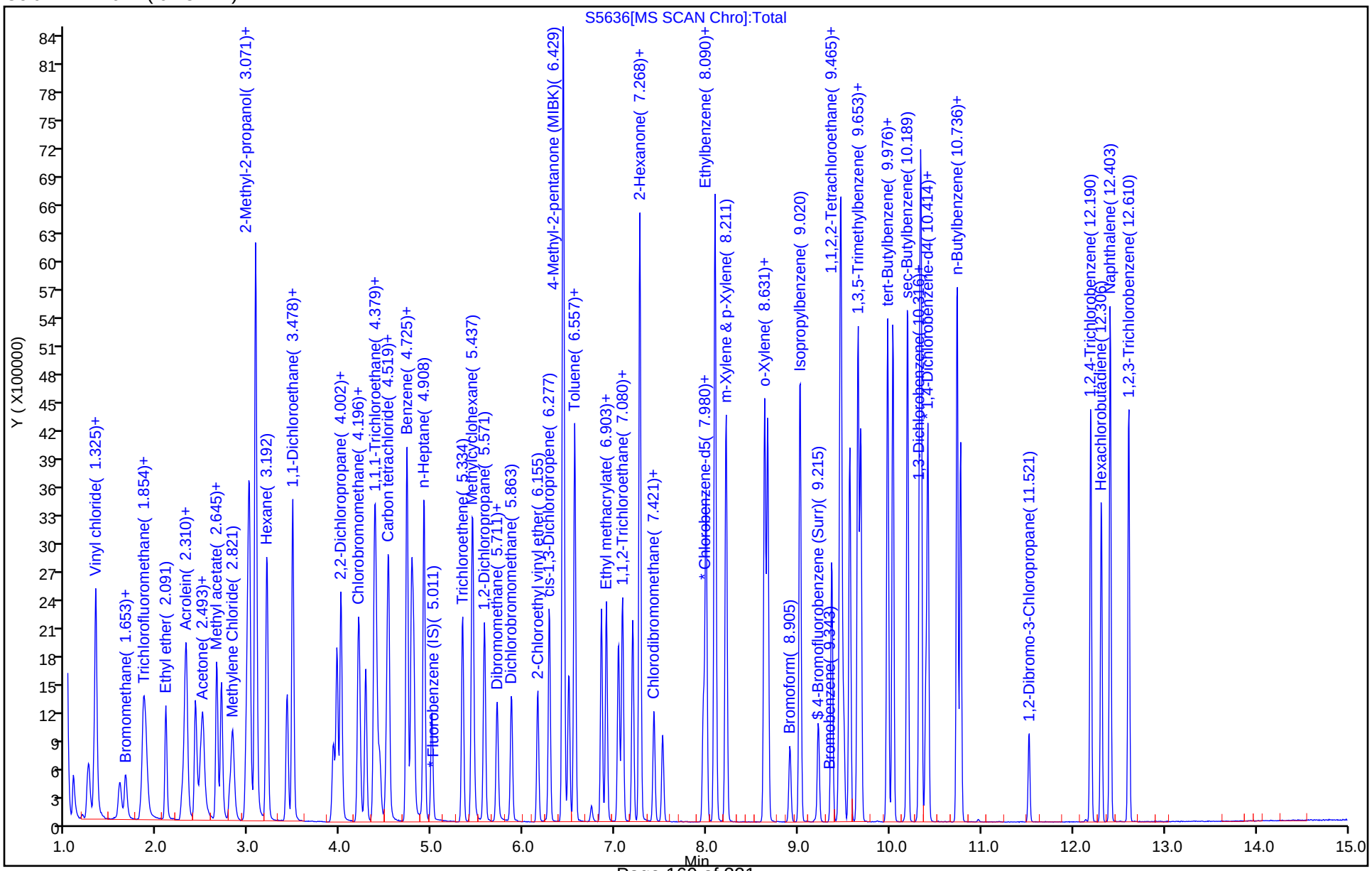

Eurofins TestAmerica, Buffalo

Data File: \\chromfs\Buffalo\ChromData\HP5973S\20211102-102107.b\S5636.D
Injection Date: 02-Nov-2021 18:22:30 Instrument ID: HP5973S
Lims ID: IC 6
Client ID:
Operator ID: LH ALS Bottle#: 9 Worklist Smp#: 10
Purge Vol: 5.000 mL Dil. Factor: 1.0000
Method: S-8260 Limit Group: MV - 8260C ICAL
Column: ZB-624 (0.18 mm) Detector MS SCAN

28 3-Chloro-1-propene, CAS: 107-05-1

Signal: 1

Processing Integration Results

RT: 2.64
Area: 1240790
Amount: 46.817687
Amount Units: ug/L

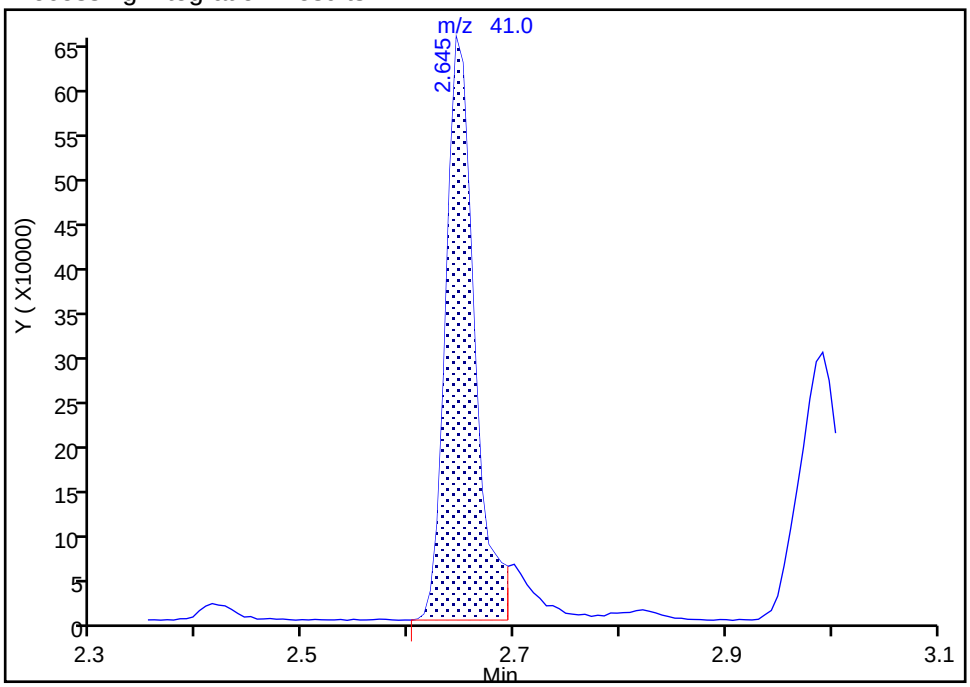

Manual Integration Results

RT: 2.64
Area: 1348474
Amount: 50.369193
Amount Units: ug/L

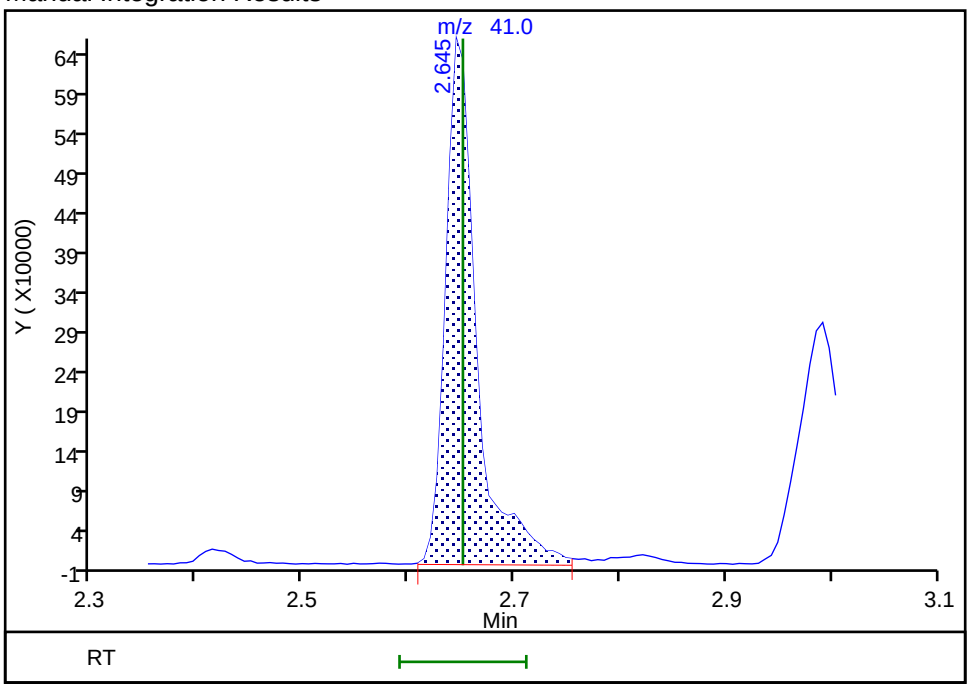

Reviewer: HillL, 03-Nov-2021 11:09:53
Audit Action: Manually Integrated Audit Reason: Poor chromatography

Eurofins TestAmerica, Buffalo
Target Compound Quantitation Report

Data File: \\chromfs\Buffalo\ChromData\HP5973S\20211102-102107.b\S5637.D
Lims ID: IC 7
Client ID:
Sample Type: IC Calib Level: 8
Inject. Date: 02-Nov-2021 18:45:30 ALS Bottle#: 10 Worklist Smp#: 11
Purge Vol: 5.000 mL Dil. Factor: 1.0000
Sample Info: IC 7
Misc. Info.: 480-0102107-011
Operator ID: LH Instrument ID: HP5973S
Sublist: chrom-S-8260*sub26

Method: \\chromfs\Buffalo\ChromData\HP5973S\20211102-102107.b\S-8260.m
Limit Group: MV - 8260C ICAL
Last Update: 03-Nov-2021 12:16:20 Calib Date: 02-Nov-2021 23:00:30
Integrator: RTE ID Type: RT Order ID
Quant Method: Internal Standard Quant By: Initial Calibration
Last ICal File: \\chromfs\Buffalo\ChromData\HP5973S\20211102-102107.b\S5648.D

Column 1 : ZB-624 (0.18 mm) Det: MS SCAN
Process Host: CTX1676

First Level Reviewer: HillL Date: 03-Nov-2021 11:11:15

Compound	Sig	RT (min.)	Adj RT (min.)	Dlt RT (min.)	Q	Response	Cal Amt ug/L	OnCol Amt ug/L	Flags
* 153 Fluorobenzene (IS)	70	4.993	4.999	-0.006	97	178558	25.0	25.0	
* 2 Chlorobenzene-d5	82	7.962	7.962	0.000	90	368832	25.0	25.0	
* 3 1,4-Dichlorobenzene-d4	152	10.395	10.389	0.006	1	335684	25.0	25.0	
$ 154 Dibromofluoromethane (Surr)	113	4.433	4.427	0.006	56	224943	25.0	25.3	
$ 4 1,2-Dichloroethane-d4 (Surr)	67	4.731	4.732	-0.001	36	157214	25.0	25.1	
$ 5 Toluene-d8 (Surr)	98	6.496	6.496	0.000	18	958731	25.0	25.3	
$ 6 4-Bromofluorobenzene (Surr)	174	9.221	9.221	0.000	88	282465	25.0	25.0	
10 Dichlorodifluoromethane	85	1.081	1.082	-0.001	87	1079982	100.0	102.4	
12 Chloromethane	50	1.239	1.240	-0.001	89	1785840	100.0	94.7	
13 Vinyl chloride	62	1.312	1.313	-0.001	71	1585739	100.0	100.1	
151 Butadiene	54	1.325	1.325	0.000	64	1858539	100.0	93.6	
14 Bromomethane	94	1.586	1.593	-0.007	91	814530	100.0	97.2	
15 Chloroethane	64	1.647	1.653	-0.006	94	949230	100.0	98.1	
17 Trichlorofluoromethane	101	1.848	1.848	0.000	63	1779762	100.0	103.8	
16 Dichlorofluoromethane	67	1.848	1.848	0.000	80	2070653	100.0	97.9	
18 Ethyl ether	59	2.091	2.091	0.000	97	1299589	100.0	98.4	
20 Acrolein	56	2.268	2.268	0.000	93	376914	500.0	503.2	
21 1,1,2-Trichloro-1,2,2-trifluoroe	101	2.298	2.304	-0.006	72	977869	100.0	104.8	
22 1,1-Dichloroethene	96	2.310	2.316	-0.006	85	978069	100.0	102.5	
23 Acetone	43	2.414	2.420	-0.006	97	3501435	500.0	504.4	
25 Iodomethane	142	2.462	2.469	-0.007	99	1623213	100.0	101.0	
26 Carbon disulfide	76	2.499	2.499	0.000	99	3423847	100.0	97.8	
28 3-Chloro-1-propene	41	2.651	2.651	0.000	89	2675514	100.0	103.8	
27 Methyl acetate	43	2.700	2.700	0.000	97	3456876	200.0	196.9	
30 Methylene Chloride	84	2.809	2.815	-0.006	91	1224895	100.0	101.2	
31 2-Methyl-2-propanol	59	2.973	2.980	-0.007	88	2553772	1000.0	1087.6	
32 Methyl tert-butyl ether	73	2.998	2.998	0.000	94	4099693	100.0	101.8	
34 trans-1,2-Dichloroethene	96	3.010	3.010	0.000	88	1202804	100.0	100.1	
33 Acrylonitrile	53	3.077	3.071	0.006	99	9140060	1000.0	1043.9	
35 Hexane	57	3.198	3.199	-0.001	94	2456428	100.0	106.2	

Compound	Sig	RT (min.)	Adj RT (min.)	Dlt RT (min.)	Q	Response	Cal Amt ug/L	OnCol Amt ug/L	Flags
39 1,1-Dichloroethane	63	3.417	3.418	-0.001	85	2495797	100.0	103.6	
37 Vinyl acetate	43	3.478	3.478	0.000	97	9406804	200.0	216.5	
44 2,2-Dichloropropane	77	3.922	3.923	-0.001	92	1111352	100.0	97.5	
45 cis-1,2-Dichloroethene	96	3.965	3.959	0.006	71	1292249	100.0	97.4	
43 2-Butanone (MEK)	43	4.001	4.008	-0.007	96	5933675	500.0	531.6	
48 Chlorobromomethane	128	4.190	4.196	-0.006	87	651016	100.0	98.4	
49 Tetrahydrofuran	42	4.208	4.208	0.000	92	1531108	200.0	197.1	
50 Chloroform	83	4.275	4.275	0.000	83	2146639	100.0	98.0	
51 1,1,1-Trichloroethane	97	4.373	4.373	0.000	70	1903440	100.0	104.7	
52 Cyclohexane	56	4.379	4.379	0.000	93	2985238	100.0	109.2	
55 Carbon tetrachloride	117	4.506	4.507	-0.001	82	1575974	100.0	113.1	
54 1,1-Dichloropropene	75	4.525	4.525	0.000	91	1771858	100.0	106.6	
57 Benzene	78	4.725	4.726	-0.001	98	5108587	100.0	103.8	
53 Isobutyl alcohol	43	4.780	4.774	0.006	84	3354477	2500.0	2842.7	
58 1,2-Dichloroethane	62	4.798	4.799	-0.001	73	2058820	100.0	96.2	
59 n-Heptane	43	4.914	4.908	0.006	97	2919935	100.0	101.2	
62 Trichloroethene	95	5.334	5.334	0.000	91	1272096	100.0	105.0	
64 Methylcyclohexane	83	5.443	5.437	0.006	97	2393816	100.0	109.4	
65 1,2-Dichloropropane	63	5.571	5.571	0.000	90	1433384	100.0	99.3	
67 Dibromomethane	93	5.705	5.705	0.000	90	765411	100.0	99.2	
66 1,4-Dioxane	88	5.717	5.723	-0.006	46	323412	2000.0	1839.1	M
68 Dichlorobromomethane	83	5.869	5.869	0.000	89	1652407	100.0	110.2	
69 2-Chloroethyl vinyl ether	63	6.155	6.155	0.000	91	1072358	100.0	108.0	
72 cis-1,3-Dichloropropene	75	6.283	6.283	0.000	86	2197358	100.0	108.1	
73 4-Methyl-2-pentanone (MIBK)	43	6.435	6.429	0.006	98	11667486	500.0	501.1	
74 Toluene	92	6.557	6.557	0.000	91	3276411	100.0	106.5	
77 trans-1,3-Dichloropropene	75	6.849	6.849	0.000	94	2110606	100.0	109.6	
75 Ethyl methacrylate	69	6.903	6.903	0.000	77	1998063	100.0	107.3	
79 1,1,2-Trichloroethane	83	7.037	7.037	0.000	89	971288	100.0	101.3	
81 Tetrachloroethene	166	7.080	7.080	0.000	83	1365016	100.0	103.2	
82 1,3-Dichloropropane	76	7.189	7.189	0.000	99	2103073	100.0	102.8	
80 2-Hexanone	43	7.268	7.268	0.000	99	8528060	500.0	513.6	
83 Chlorodibromomethane	129	7.426	7.421	0.005	86	1231364	100.0	116.3	
84 Ethylene Dibromide	107	7.518	7.518	0.000	98	1243811	100.0	101.6	
87 Chlorobenzene	112	7.992	7.992	0.000	92	3617450	100.0	103.4	
88 Ethylbenzene	91	8.090	8.090	0.000	99	6284995	100.0	107.8	
89 1,1,1,2-Tetrachloroethane	131	8.096	8.096	0.000	42	1288582	100.0	108.7	
90 m-Xylene & p-Xylene	106	8.211	8.211	0.000	98	2428905	100.0	106.0	
91 o-Xylene	106	8.631	8.631	0.000	98	2362851	100.0	104.1	
92 Styrene	104	8.668	8.662	0.006	94	4078027	100.0	112.7	
95 Bromoform	173	8.905	8.905	0.000	93	853207	100.0	120.0	
94 Isopropylbenzene	105	9.020	9.014	0.006	96	6443216	100.0	110.5	
101 Bromobenzene	156	9.367	9.367	0.000	96	1441618	100.0	100.1	
97 1,1,2,2-Tetrachloroethane	83	9.446	9.446	0.000	76	1709579	100.0	103.5	
99 N-Propylbenzene	91	9.464	9.459	0.005	98	7564216	100.0	112.4	
100 1,2,3-Trichloropropane	110	9.477	9.471	0.006	66	556135	100.0	97.5	
98 trans-1,4-Dichloro-2-butene	53	9.495	9.495	0.000	66	541205	100.0	102.6	
103 2-Chlorotoluene	126	9.562	9.562	0.000	94	1427465	100.0	102.1	
102 1,3,5-Trimethylbenzene	105	9.653	9.653	0.000	94	5565428	100.0	111.5	
105 4-Chlorotoluene	126	9.683	9.684	-0.001	96	1498120	100.0	107.9	
106 tert-Butylbenzene	134	9.975	9.976	-0.001	91	1229106	100.0	111.3	
107 1,2,4-Trimethylbenzene	105	10.030	10.030	0.000	60	5630911	100.0	109.1	

Compound	Sig	RT (min.)	Adj RT (min.)	Dlt RT (min.)	Q	Response	Cal Amt ug/L	OnCol Amt ug/L	Flags
109 sec-Butylbenzene	105	10.194	10.189	0.005	94	7185604	100.0	115.5	
111 1,3-Dichlorobenzene	146	10.322	10.322	0.000	96	2953701	100.0	103.4	
110 4-Isopropyltoluene	119	10.341	10.341	-0.001	95	6693040	100.0	115.7	
113 1,4-Dichlorobenzene	146	10.414	10.414	0.000	93	3010838	100.0	105.1	
115 n-Butylbenzene	91	10.736	10.736	0.000	95	5511120	100.0	108.3	
116 1,2-Dichlorobenzene	146	10.772	10.773	-0.001	91	2929697	100.0	102.7	
117 1,2-Dibromo-3-Chloropropane	75	11.521	11.521	0.000	80	411526	100.0	115.5	
119 1,2,4-Trichlorobenzene	180	12.196	12.190	0.006	93	2347701	100.0	104.8	
120 Hexachlorobutadiene	225	12.312	12.306	0.006	93	1119714	100.0	110.6	
121 Naphthalene	128	12.409	12.403	0.006	97	7376368	100.0	110.9	
122 1,2,3-Trichlorobenzene	180	12.610	12.610	0.000	93	2292638	100.0	101.7	
S 123 Total BTEX	1				0			528.1	
S 126 1,3-Dichloropropene, Total	1				0			217.8	
S 125 1,2-Dichloroethene, Total	1				0			197.5	
S 124 Xylenes, Total	1				0			210.1	

QC Flag Legend

Processing Flags

Review Flags

M - Manually Integrated

Reagents:

GAS CORP mix_00479	Amount Added:	50.00	Units: uL	
8260 CORP mix_00216	Amount Added:	50.00	Units: uL	
S_8260_IS_00352	Amount Added:	1.00	Units: uL	Run Reagent
S_8260_Surr_00407	Amount Added:	1.00	Units: uL	Run Reagent

Report Date: 03-Nov-2021 12:16:20 Chrom Revision: 2.3 22-Sep-2021 15:38:46

Eurofins TestAmerica, Buffalo

Data File: \\chromfs\Buffalo\ChromData\HP5973S\20211102-102107.b\S5637.D

Injection Date:	02-Nov-2021 18:45:30	Instrument ID:	HP5973S	Operator ID:	LH
Lims ID:	IC 7			Worklist Smp#:	11
Client ID:					
Purge Vol:	5.000 mL	Dil. Factor:	1.0000	ALS Bottle#:	10
Method:	S-8260	Limit Group:	MV - 8260C ICAL		

Column: ZB-624 (0.18 mm)

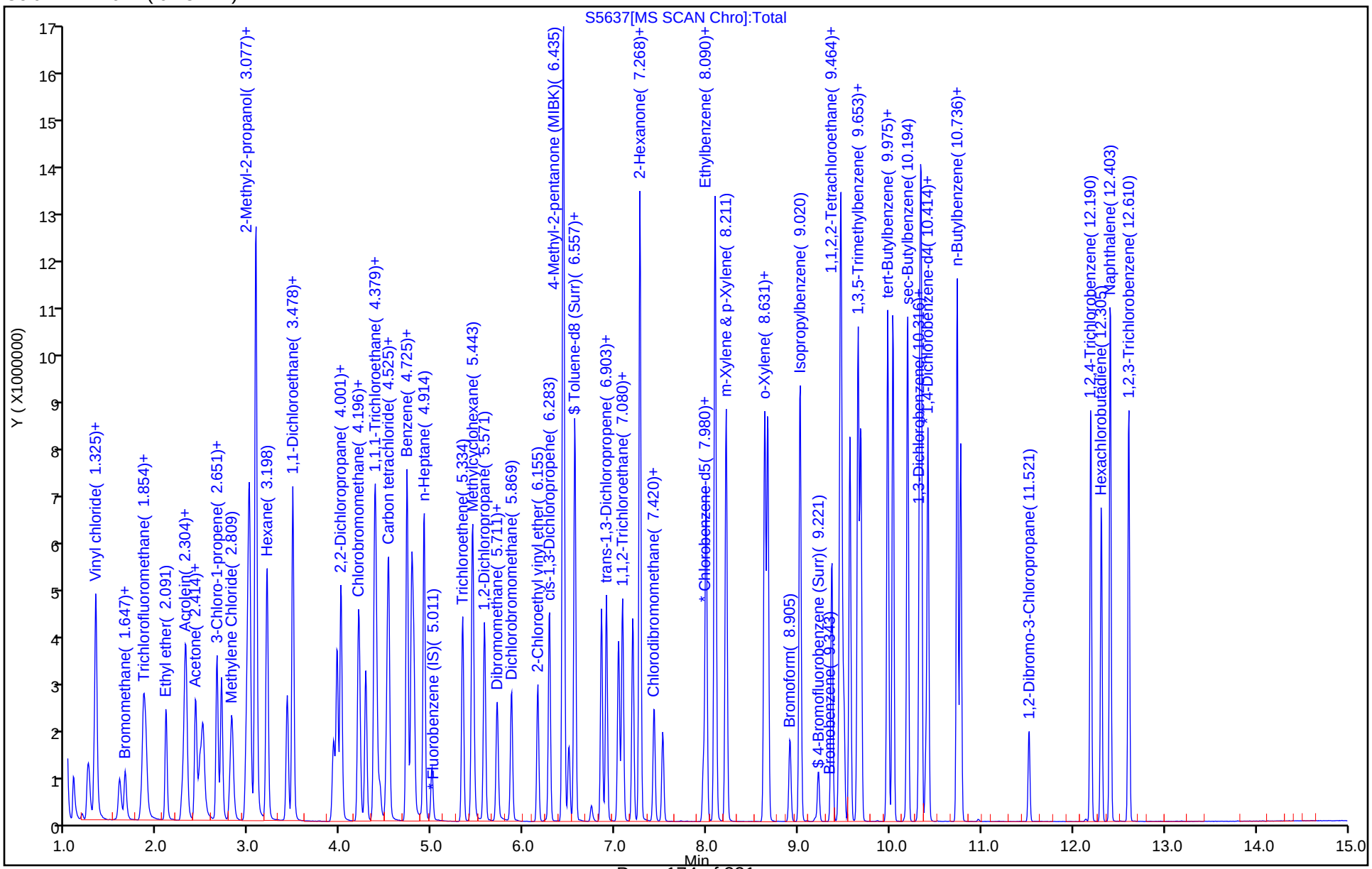

Eurofins TestAmerica, Buffalo

Data File: \\chromfs\Buffalo\ChromData\HP5973S\20211102-102107.b\S5637.D
Injection Date: 02-Nov-2021 18:45:30 Instrument ID: HP5973S
Lims ID: IC 7
Client ID:
Operator ID: LH ALS Bottle#: 10 Worklist Smp#: 11
Purge Vol: 5.000 mL Dil. Factor: 1.0000
Method: S-8260 Limit Group: MV - 8260C ICAL
Column: ZB-624 (0.18 mm) Detector MS SCAN

66 1,4-Dioxane, CAS: 123-91-1

Signal: 1

Processing Integration Results

RT: 5.72
Area: 348294
Amount: 1963.2490
Amount Units: ug/L

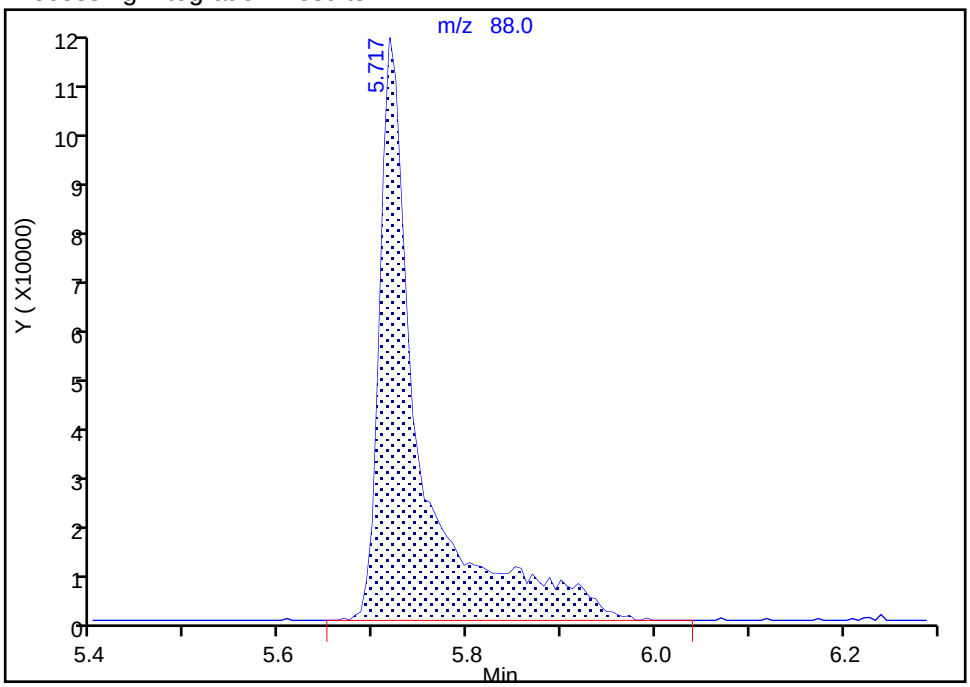

Manual Integration Results

RT: 5.72
Area: 323412
Amount: 1839.1166
Amount Units: ug/L

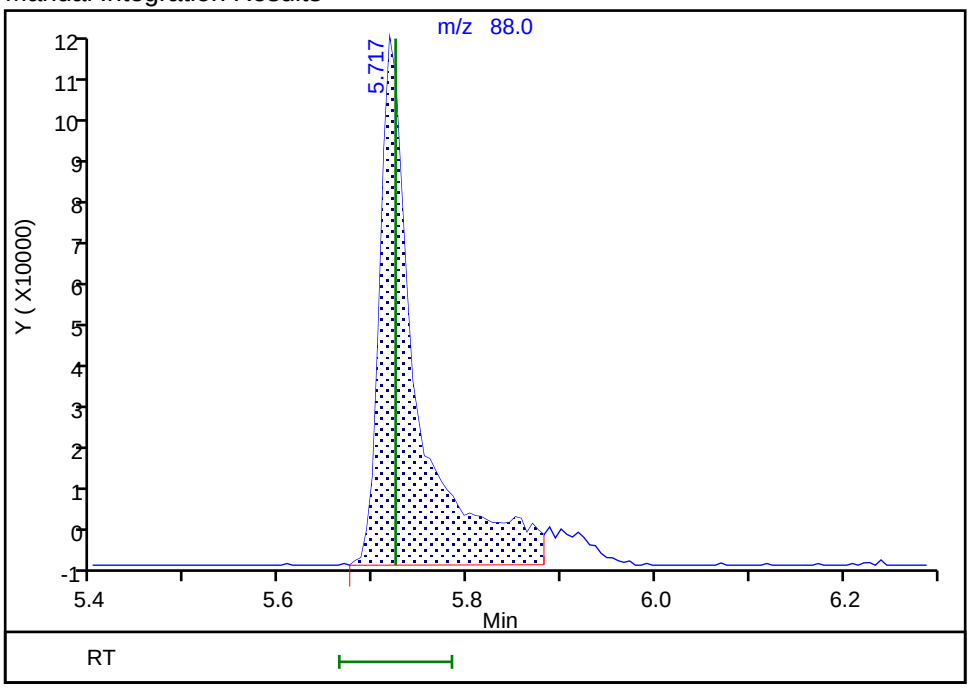

Reviewer: HillL, 03-Nov-2021 11:11:55
Audit Action: Manually Integrated Audit Reason: Poor chromatography

Calibration / Dichlorodifluoromethane

Curve Type:	Average
Weighting:	Conc_Sq
Origin:	Force
Dependency:	Response
Calib Mode:	ISTD
Response Base:	AREA
RF Rounding:	0

Curve Coefficients

Intercept:	0
Slope:	1.477

Error Coefficients

Standard Error:	475000
Relative Standard Error:	4.8
Correlation Coefficient:	0.999
Coefficient of Determination (Adjusted):	0.997

ID	Level	Concentration	Rel. Resp.	IS Amount	IS Response	RRF	Used
1	IC 480-603077/4	0.5	0.728565	25.0	171330.0	1.45713	Y
2	IC 480-603077/5	1.0	1.371923	25.0	169215.0	1.371923	Y
3	IC 480-603077/6	2.0	3.145234	25.0	175599.0	1.572617	Y
4	IC 480-603077/7	5.0	7.21379	25.0	163586.0	1.442758	Y
5	IC 480-603077/8	10.0	14.0162	25.0	178085.0	1.40162	Y
6	ICIS 480-603077/9	25.0	37.758101	25.0	179339.0	1.510324	Y
7	IC 480-603077/10	50.0	77.410975	25.0	185454.0	1.54822	Y
8	IC 480-603077/11	100.0	151.208851	25.0	178558.0	1.512089	Y

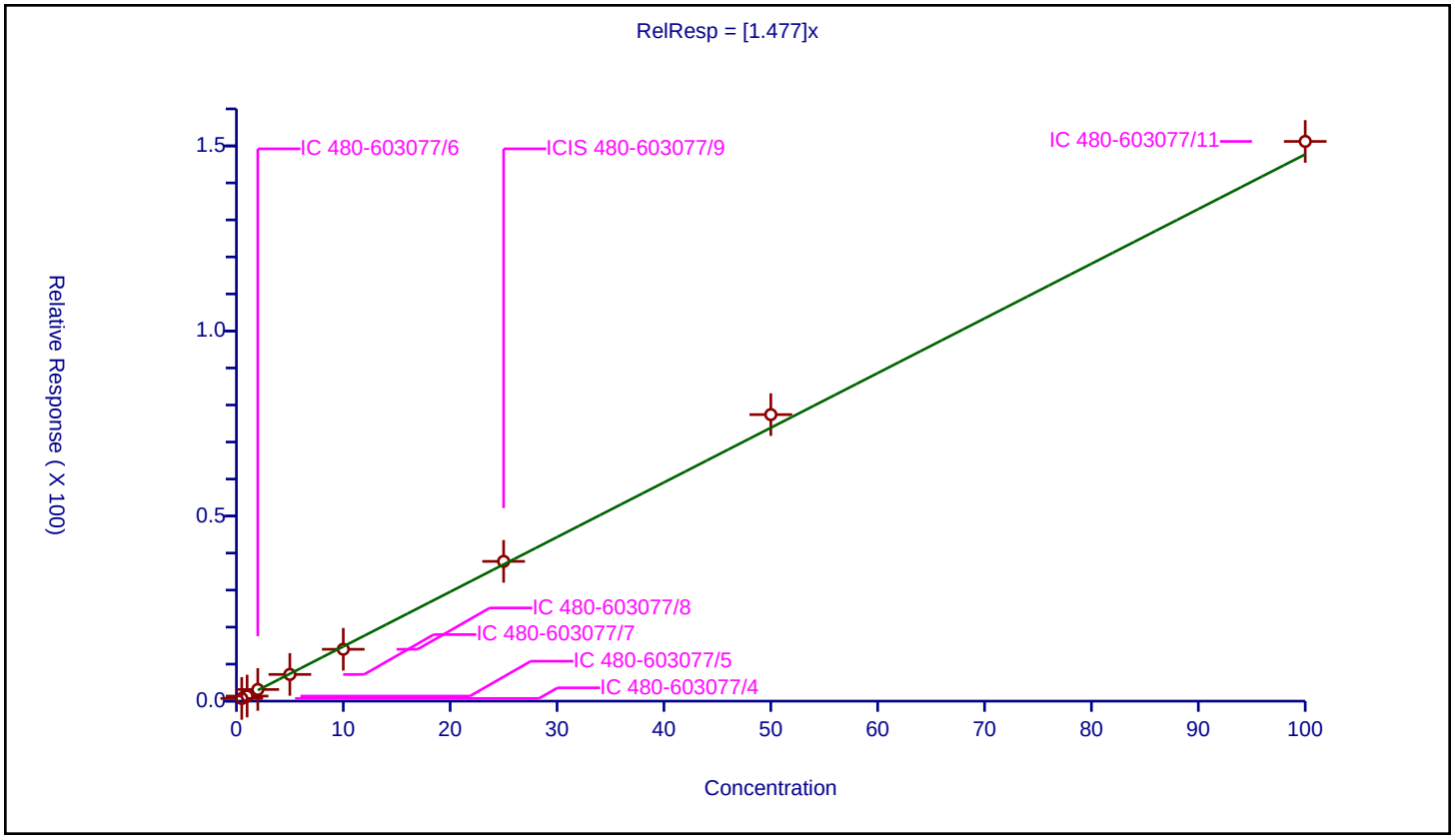

Calibration / Chloromethane

Curve Type:	Average
Weighting:	Conc_Sq
Origin:	Force
Dependency:	Response
Calib Mode:	ISTD
Response Base:	AREA
RF Rounding:	0

Curve Coefficients

Intercept:	0
Slope:	2.64

Error Coefficients

Standard Error:	781000
Relative Standard Error:	8.5
Correlation Coefficient:	1.000
Coefficient of Determination (Adjusted):	0.990

ID	Level	Concentration	Rel. Resp.	IS Amount	IS Response	RRF	Used
1	IC 480-603077/4	0.5	1.2241	25.0	171330.0	2.448199	Y
2	IC 480-603077/5	1.0	3.086606	25.0	169215.0	3.086606	Y
3	IC 480-603077/6	2.0	5.697356	25.0	175599.0	2.848678	Y
4	IC 480-603077/7	5.0	13.308596	25.0	163586.0	2.661719	Y
5	IC 480-603077/8	10.0	25.323301	25.0	178085.0	2.53233	Y
6	ICIS 480-603077/9	25.0	64.91951	25.0	179339.0	2.59678	Y
7	IC 480-603077/10	50.0	122.351904	25.0	185454.0	2.447038	Y
8	IC 480-603077/11	100.0	250.036403	25.0	178558.0	2.500364	Y

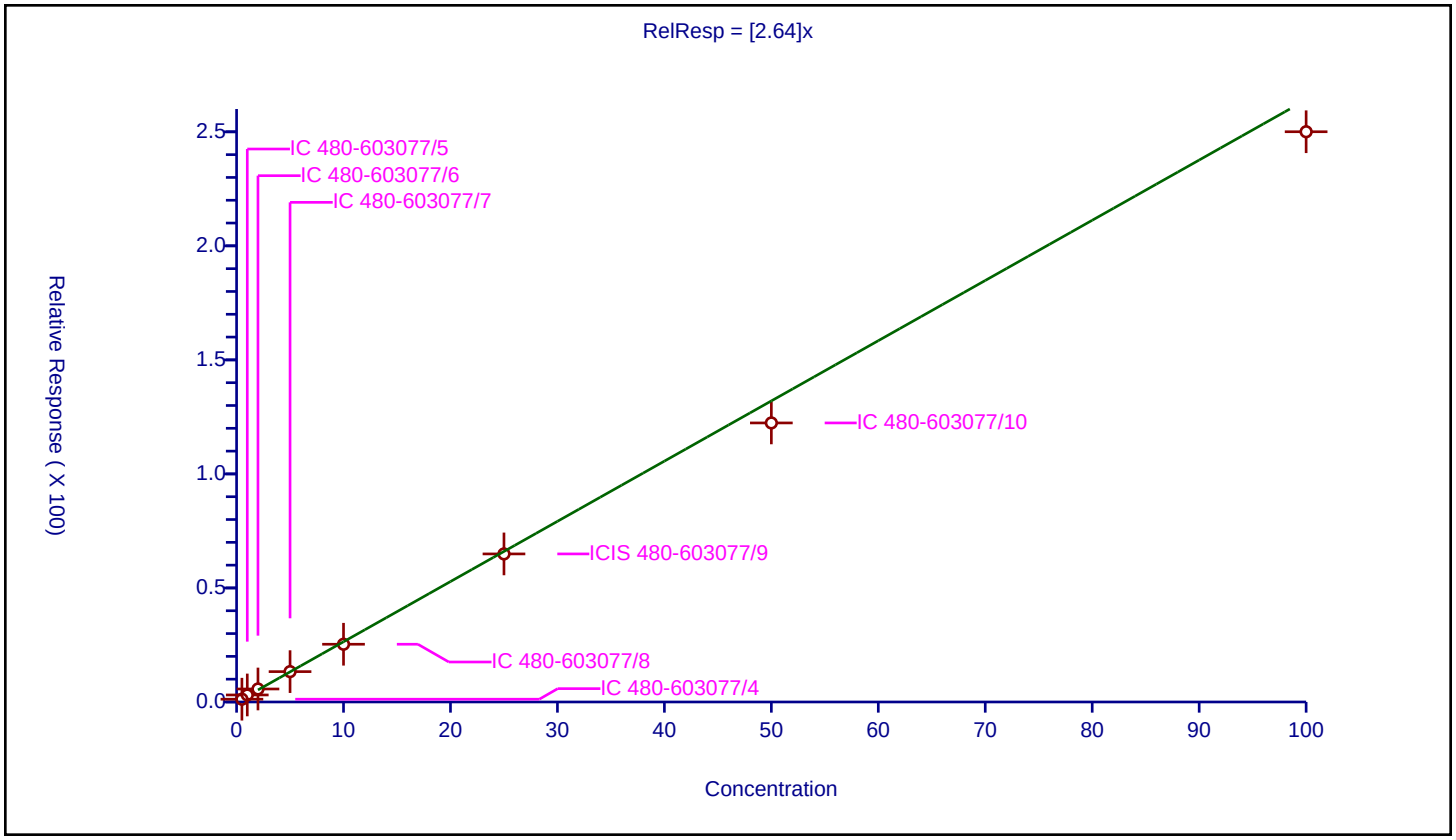

Calibration / Vinyl chloride

Curve Type:	Average
Weighting:	Conc_Sq
Origin:	Force
Dependency:	Response
Calib Mode:	ISTD
Response Base:	AREA
RF Rounding:	0

Curve Coefficients

Intercept:	0
Slope:	2.217

Error Coefficients

Standard Error:	699000
Relative Standard Error:	6.2
Correlation Coefficient:	0.999
Coefficient of Determination (Adjusted):	0.995

ID	Level	Concentration	Rel. Resp.	IS Amount	IS Response	RRF	Used
1	IC 480-603077/4	0.5	0.952256	25.0	171330.0	1.904512	Y
2	IC 480-603077/5	1.0	2.280826	25.0	169215.0	2.280826	Y
3	IC 480-603077/6	2.0	4.679127	25.0	175599.0	2.339563	Y
4	IC 480-603077/7	5.0	11.320498	25.0	163586.0	2.2641	Y
5	IC 480-603077/8	10.0	21.617907	25.0	178085.0	2.161791	Y
6	ICIS 480-603077/9	25.0	57.518582	25.0	179339.0	2.300743	Y
7	IC 480-603077/10	50.0	113.252073	25.0	185454.0	2.265041	Y
8	IC 480-603077/11	100.0	222.020156	25.0	178558.0	2.220202	Y

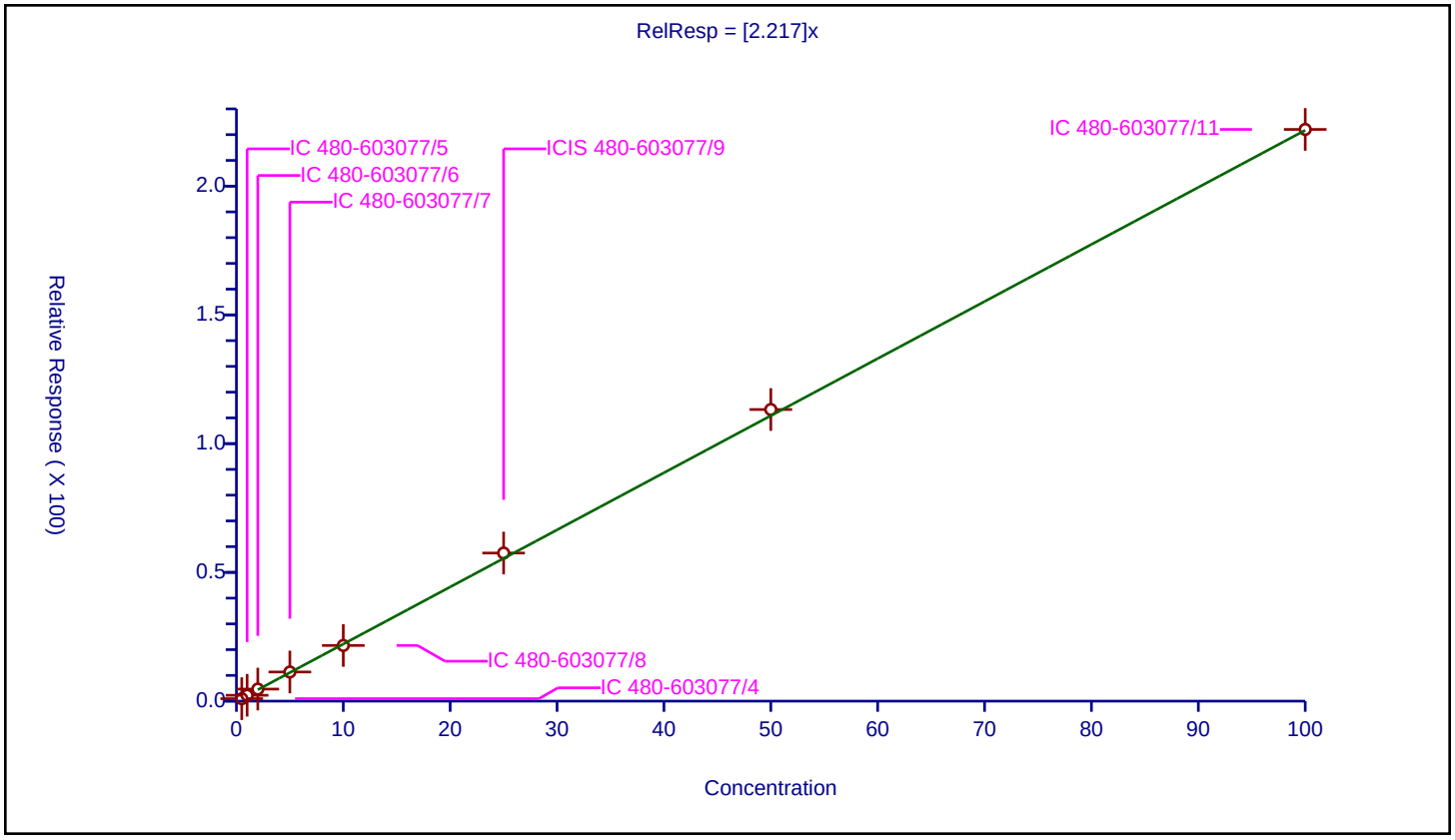

Calibration / Butadiene

Curve Type:	Average
Weighting:	Conc_Sq
Origin:	Force
Dependency:	Response
Calib Mode:	ISTD
Response Base:	AREA
RF Rounding:	0

Curve Coefficients

Intercept:	0
Slope:	2.78

Error Coefficients

Standard Error:	817000
Relative Standard Error:	6.4
Correlation Coefficient:	1.000
Coefficient of Determination (Adjusted):	0.994

ID	Level	Concentration	Rel. Resp.	IS Amount	IS Response	RRF	Used
1	IC 480-603077/4	0.5	1.551976	25.0	171330.0	3.103951	Y
2	IC 480-603077/5	1.0	2.80442	25.0	169215.0	2.80442	Y
3	IC 480-603077/6	2.0	5.858519	25.0	175599.0	2.929259	Y
4	IC 480-603077/7	5.0	14.256416	25.0	163586.0	2.851283	Y
5	IC 480-603077/8	10.0	26.379538	25.0	178085.0	2.637954	Y
6	ICIS 480-603077/9	25.0	67.576629	25.0	179339.0	2.703065	Y
7	IC 480-603077/10	50.0	130.312908	25.0	185454.0	2.606258	Y
8	IC 480-603077/11	100.0	260.215028	25.0	178558.0	2.60215	Y

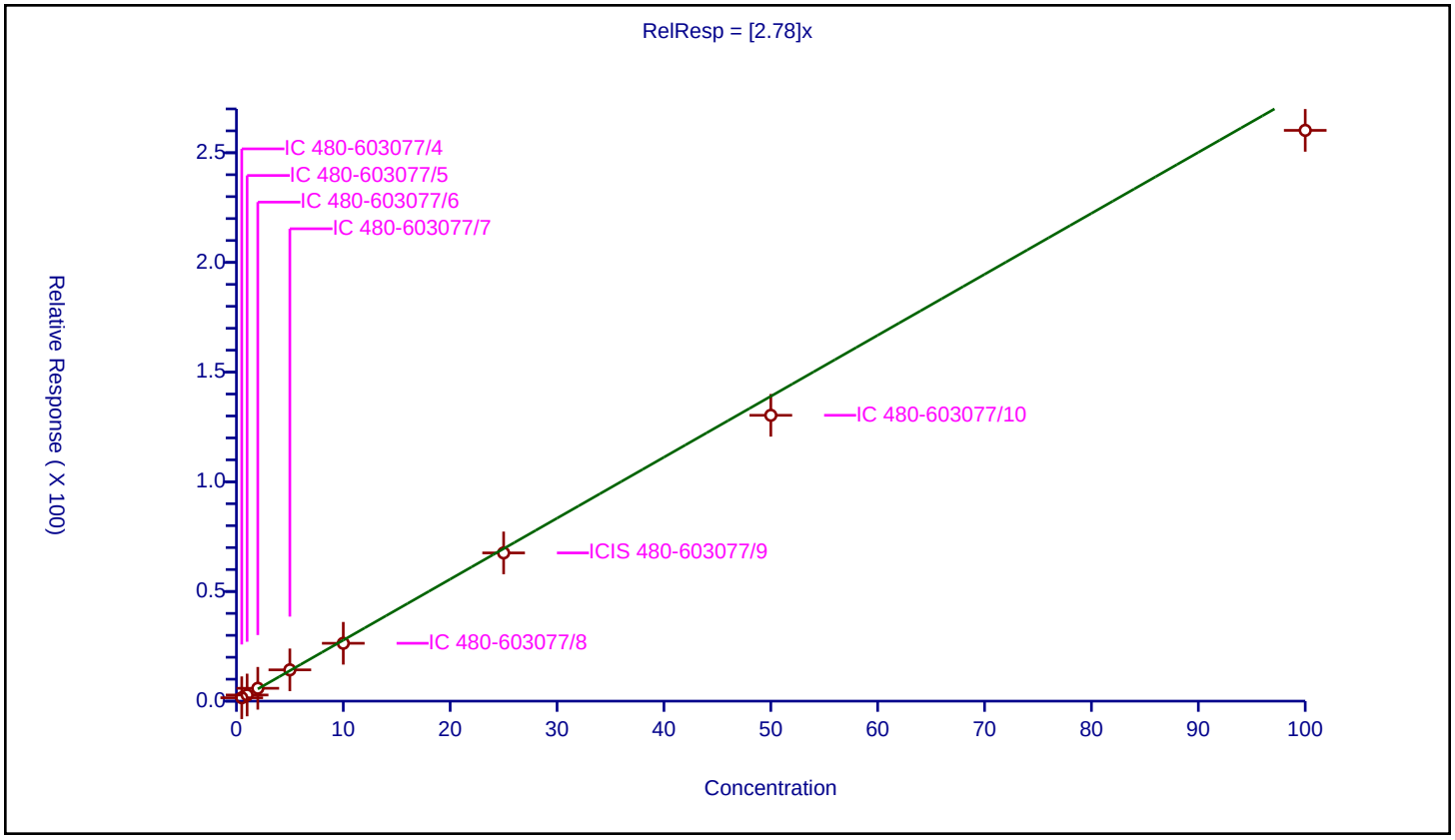

Calibration / Bromomethane

Curve Type:	Average
Weighting:	Conc_Sq
Origin:	Force
Dependency:	Response
Calib Mode:	ISTD
Response Base:	AREA
RF Rounding:	0

Curve Coefficients

Intercept:	0
Slope:	1.173

Error Coefficients

Standard Error:	357000
Relative Standard Error:	11.5
Correlation Coefficient:	1.000
Coefficient of Determination (Adjusted):	0.984

ID	Level	Concentration	Rel. Resp.	IS Amount	IS Response	RRF	Used
1	IC 480-603077/4	0.5	0.446069	25.0	171330.0	0.892138	Y
2	IC 480-603077/5	1.0	1.340011	25.0	169215.0	1.340011	Y
3	IC 480-603077/6	2.0	2.462286	25.0	175599.0	1.231143	Y
4	IC 480-603077/7	5.0	6.449666	25.0	163586.0	1.289933	Y
5	IC 480-603077/8	10.0	11.731055	25.0	178085.0	1.173106	Y
6	ICIS 480-603077/9	25.0	29.720111	25.0	179339.0	1.188804	Y
7	IC 480-603077/10	50.0	56.383524	25.0	185454.0	1.12767	Y
8	IC 480-603077/11	100.0	114.042776	25.0	178558.0	1.140428	Y

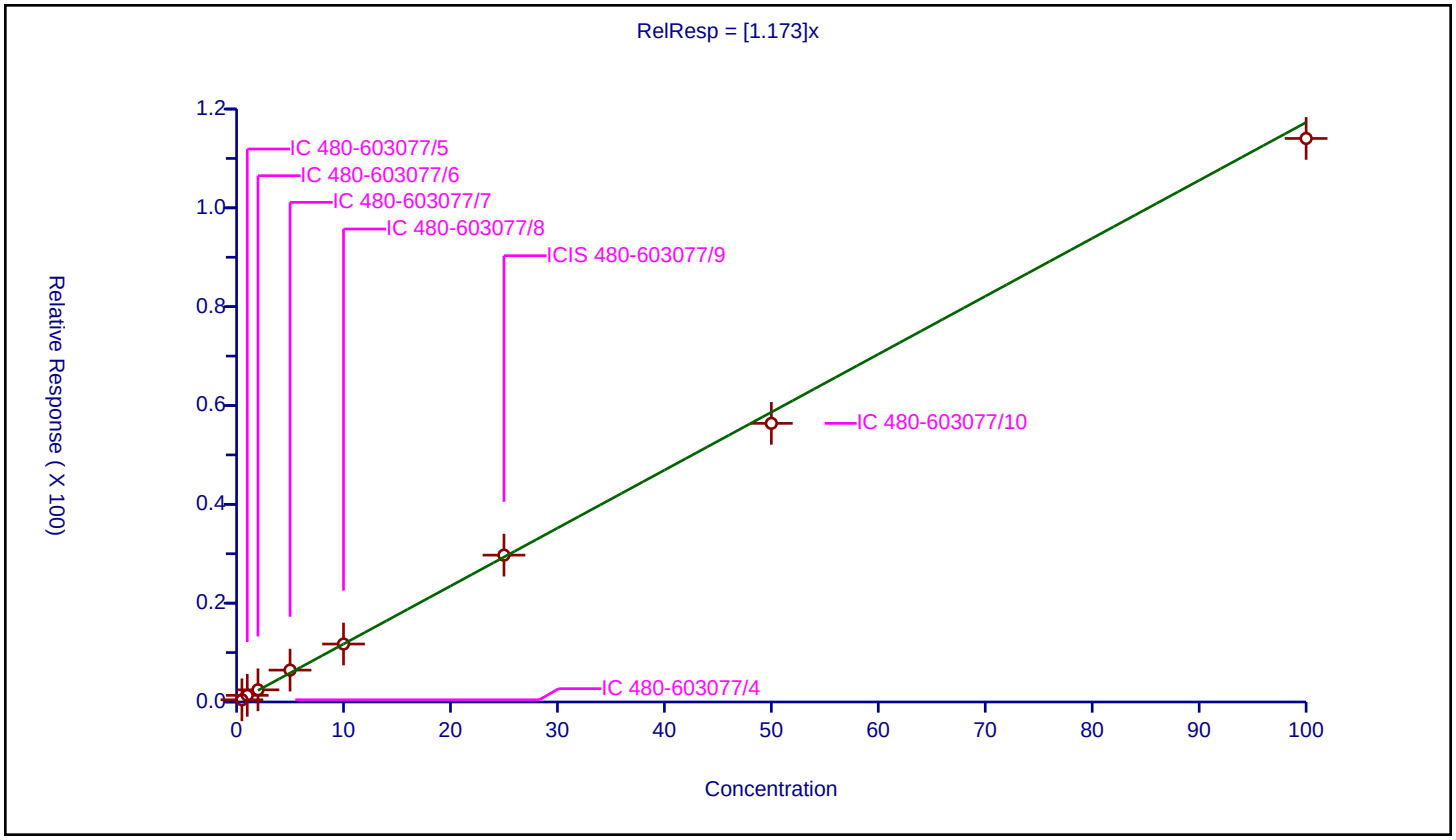

Calibration / Chloroethane

Curve Type:	Average
Weighting:	Conc_Sq
Origin:	Force
Dependency:	Response
Calib Mode:	ISTD
Response Base:	AREA
RF Rounding:	0

Curve Coefficients

Intercept:	0
Slope:	1.354

Error Coefficients

Standard Error:	415000
Relative Standard Error:	5.7
Correlation Coefficient:	1.000
Coefficient of Determination (Adjusted):	0.996

ID	Level	Concentration	Rel. Resp.	IS Amount	IS Response	RRF	Used
1	IC 480-603077/4	0.5	0.62044	25.0	171330.0	1.24088	Y
2	IC 480-603077/5	1.0	1.445055	25.0	169215.0	1.445055	Y
3	IC 480-603077/6	2.0	2.969265	25.0	175599.0	1.484633	Y
4	IC 480-603077/7	5.0	6.833409	25.0	163586.0	1.366682	Y
5	IC 480-603077/8	10.0	13.23806	25.0	178085.0	1.323806	Y
6	ICIS 480-603077/9	25.0	33.179063	25.0	179339.0	1.327163	Y
7	IC 480-603077/10	50.0	65.888576	25.0	185454.0	1.317772	Y
8	IC 480-603077/11	100.0	132.902194	25.0	178558.0	1.329022	Y

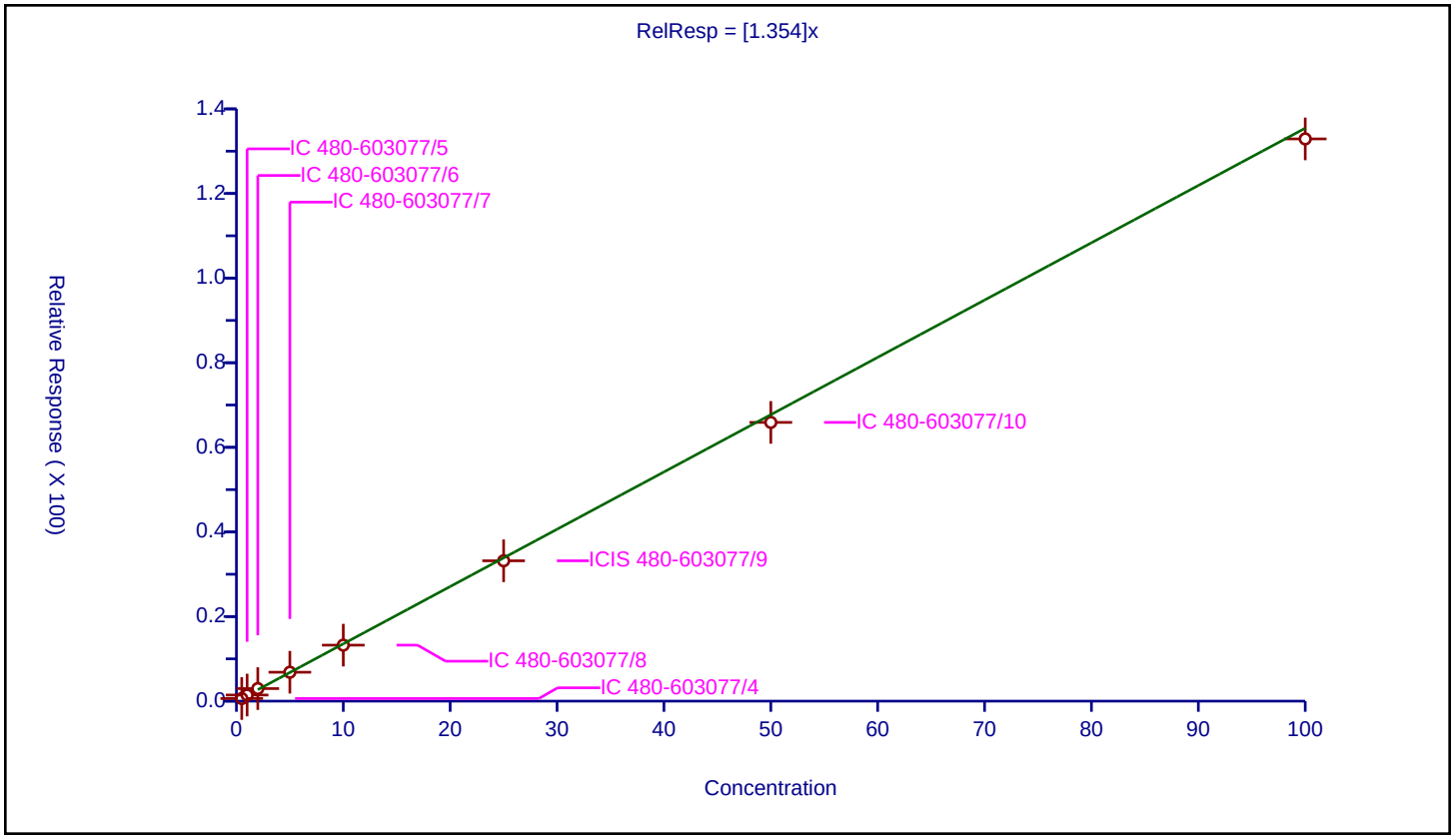

Calibration / Trichlorofluoromethane

Curve Type:	Average
Weighting:	Conc_Sq
Origin:	Force
Dependency:	Response
Calib Mode:	ISTD
Response Base:	AREA
RF Rounding:	0

Curve Coefficients

Intercept:	0
Slope:	2.401

Error Coefficients

Standard Error:	777000
Relative Standard Error:	5.9
Correlation Coefficient:	1.000
Coefficient of Determination (Adjusted):	0.996

ID	Level	Concentration	Rel. Resp.	IS Amount	IS Response	RRF	Used
1	IC 480-603077/4	0.5	1.082122	25.0	171330.0	2.164244	Y
2	IC 480-603077/5	1.0	2.313772	25.0	169215.0	2.313772	Y
3	IC 480-603077/6	2.0	5.169733	25.0	175599.0	2.584867	Y
4	IC 480-603077/7	5.0	11.706075	25.0	163586.0	2.341215	Y
5	IC 480-603077/8	10.0	23.233287	25.0	178085.0	2.323329	Y
6	ICIS 480-603077/9	25.0	63.685674	25.0	179339.0	2.547427	Y
7	IC 480-603077/10	50.0	121.926192	25.0	185454.0	2.438524	Y
8	IC 480-603077/11	100.0	249.185419	25.0	178558.0	2.491854	Y

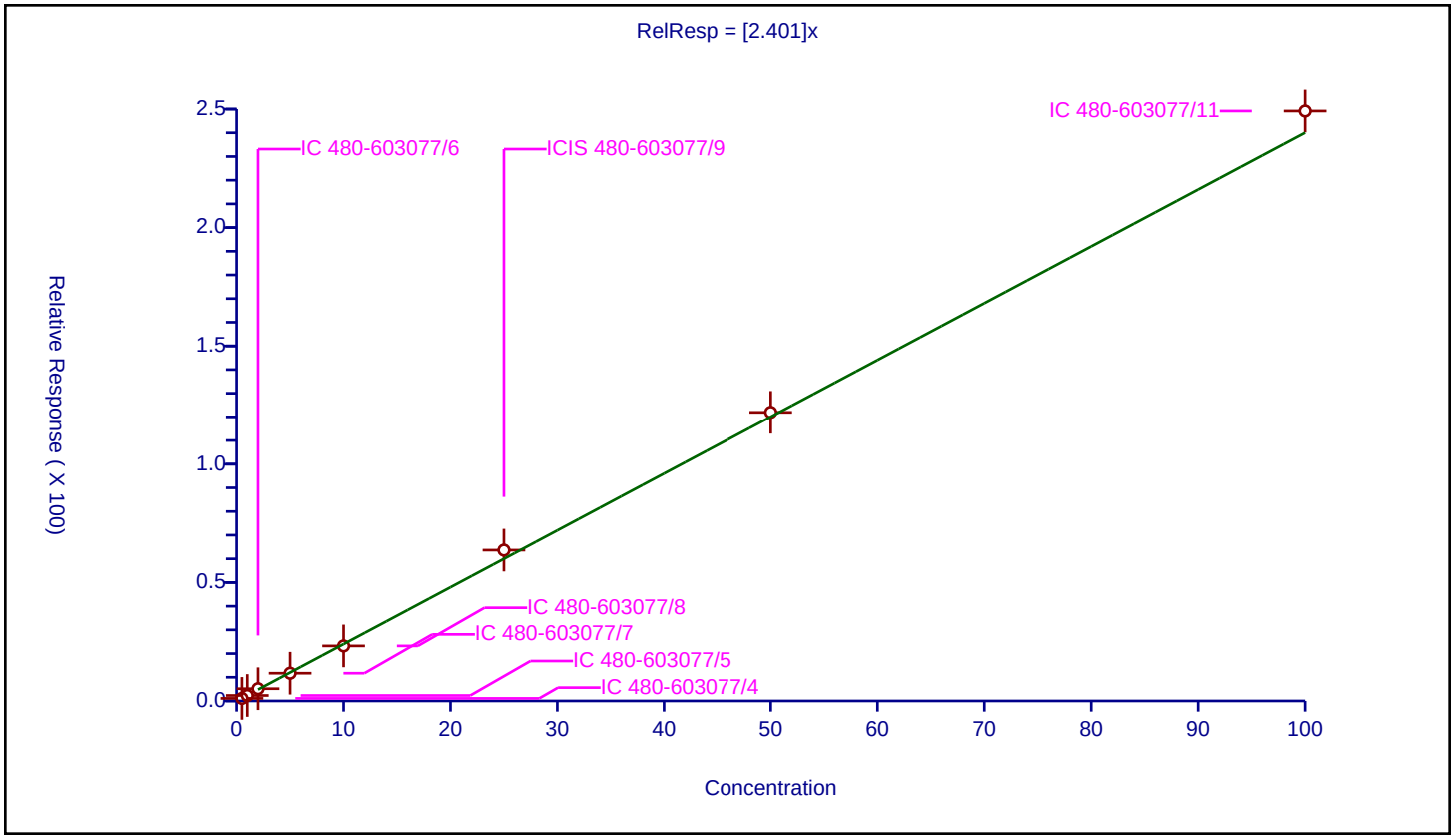

Calibration / Dichlorofluoromethane

Curve Type:	Average
Weighting:	Conc_Sq
Origin:	Force
Dependency:	Response
Calib Mode:	ISTD
Response Base:	AREA
RF Rounding:	0

Curve Coefficients

Intercept:	0
Slope:	2.96

Error Coefficients

Standard Error:	904000
Relative Standard Error:	9.3
Correlation Coefficient:	1.000
Coefficient of Determination (Adjusted):	0.989

ID	Level	Concentration	Rel. Resp.	IS Amount	IS Response	RRF	Used
1	IC 480-603077/4	0.5	1.274733	25.0	171330.0	2.549466	Y
2	IC 480-603077/5	1.0	3.268327	25.0	169215.0	3.268327	Y
3	IC 480-603077/6	2.0	6.678142	25.0	175599.0	3.339071	Y
4	IC 480-603077/7	5.0	15.882624	25.0	163586.0	3.176525	Y
5	IC 480-603077/8	10.0	27.171856	25.0	178085.0	2.717186	Y
6	ICIS 480-603077/9	25.0	72.126113	25.0	179339.0	2.885045	Y
7	IC 480-603077/10	50.0	142.257918	25.0	185454.0	2.845158	Y
8	IC 480-603077/11	100.0	289.913221	25.0	178558.0	2.899132	Y

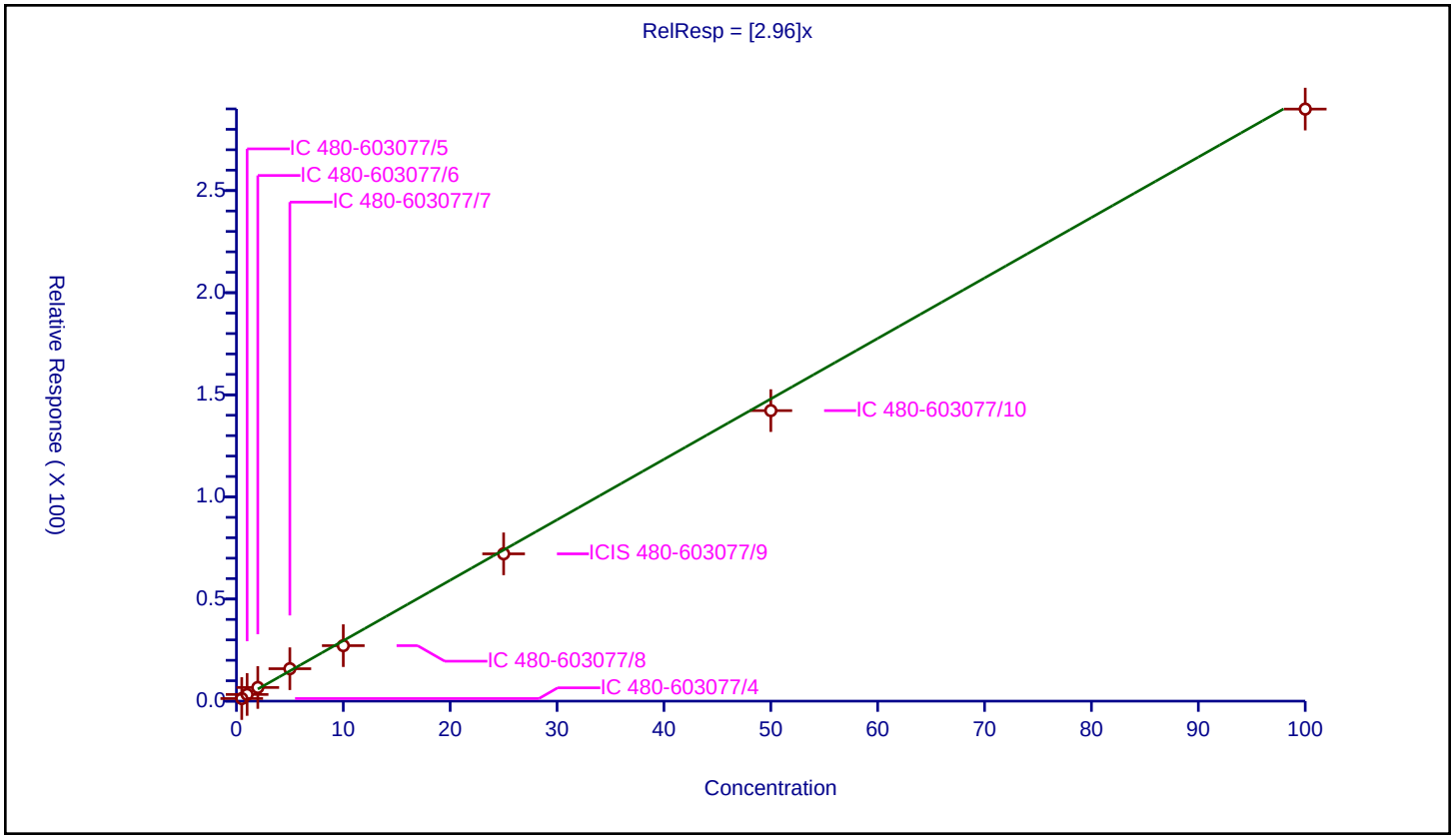

Calibration / Ethyl ether

Curve Type:	Average
Weighting:	Conc_Sq
Origin:	Force
Dependency:	Response
Calib Mode:	ISTD
Response Base:	AREA
RF Rounding:	0

Curve Coefficients

Intercept:	0
Slope:	1.85

Error Coefficients

Standard Error:	564000
Relative Standard Error:	9.2
Correlation Coefficient:	1.000
Coefficient of Determination (Adjusted):	0.988

ID	Level	Concentration	Rel. Resp.	IS Amount	IS Response	RRF	Used
1	IC 480-603077/4	0.5	1.06184	25.0	171330.0	2.123679	Y
2	IC 480-603077/5	1.0	1.727536	25.0	169215.0	1.727536	Y
3	IC 480-603077/6	2.0	4.233367	25.0	175599.0	2.116683	Y
4	IC 480-603077/7	5.0	8.908006	25.0	163586.0	1.781601	Y
5	IC 480-603077/8	10.0	17.184069	25.0	178085.0	1.718407	Y
6	ICIS 480-603077/9	25.0	43.947775	25.0	179339.0	1.757911	Y
7	IC 480-603077/10	50.0	87.708138	25.0	185454.0	1.754163	Y
8	IC 480-603077/11	100.0	181.956143	25.0	178558.0	1.819561	Y

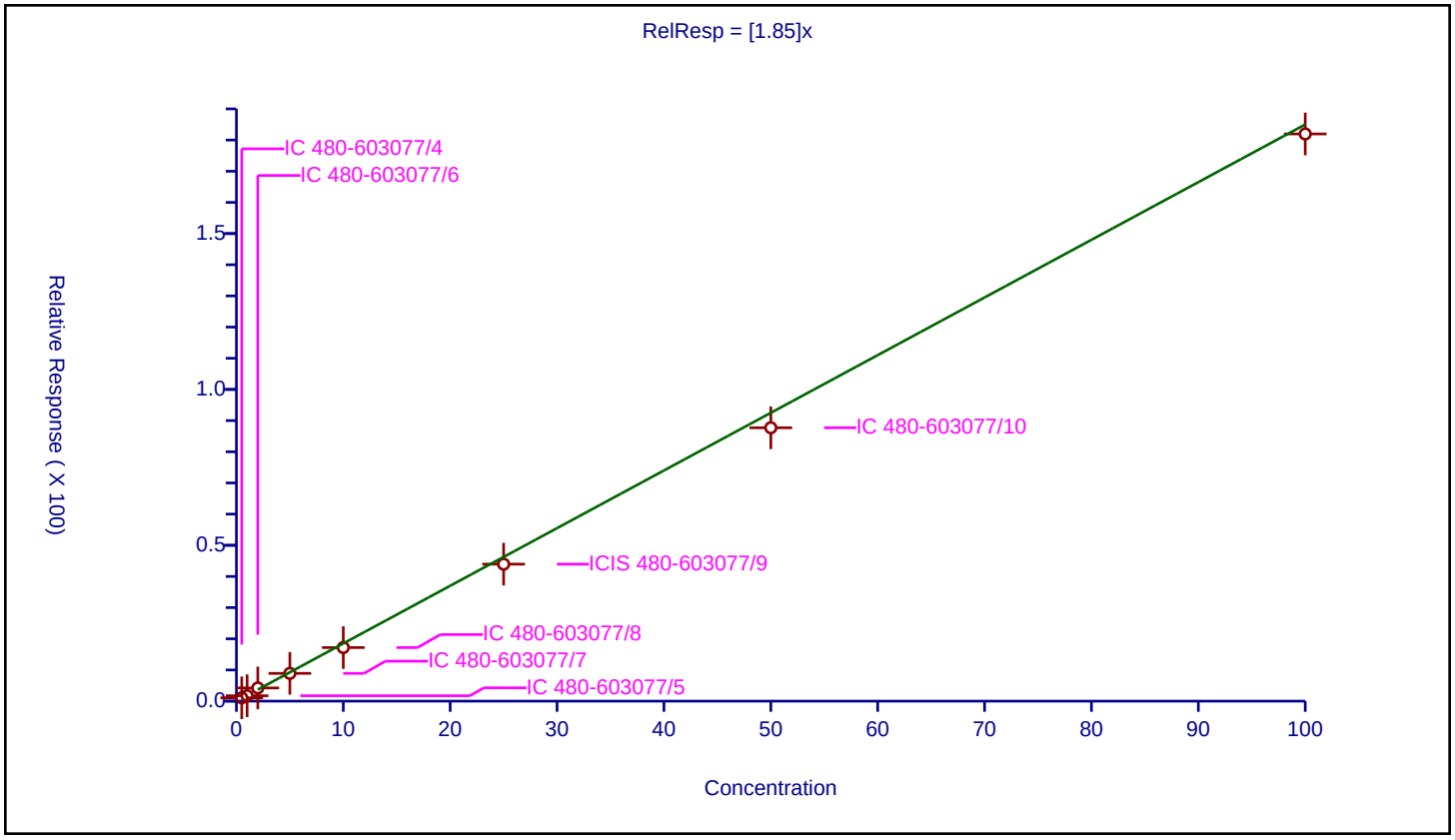

Calibration / Acrolein

Curve Type:	Average
Weighting:	Conc_Sq
Origin:	Force
Dependency:	Response
Calib Mode:	ISTD
Response Base:	AREA
RF Rounding:	0

Curve Coefficients

Intercept:	0
Slope:	0.1049

Error Coefficients

Standard Error:	160000
Relative Standard Error:	9.3
Correlation Coefficient:	0.998
Coefficient of Determination (Adjusted):	0.987

ID	Level	Concentration	Rel. Resp.	IS Amount	IS Response	RRF	Used
1	IC 480-603077/4	2.5	0.288332	25.0	171330.0	0.115333	Y
2	IC 480-603077/5	5.0	0.552551	25.0	169215.0	0.11051	Y
3	IC 480-603077/6	10.0	1.20089	25.0	175599.0	0.120089	Y
4	IC 480-603077/7	25.0	2.520998	25.0	163586.0	0.10084	Y
5	IC 480-603077/8	50.0	4.891204	25.0	178085.0	0.097824	Y
6	ICIS 480-603077/9	125.0	12.108772	25.0	179339.0	0.09687	Y
7	IC 480-603077/10	250.0	23.00193	25.0	185454.0	0.092008	Y
8	IC 480-603077/11	500.0	52.771928	25.0	178558.0	0.105544	Y

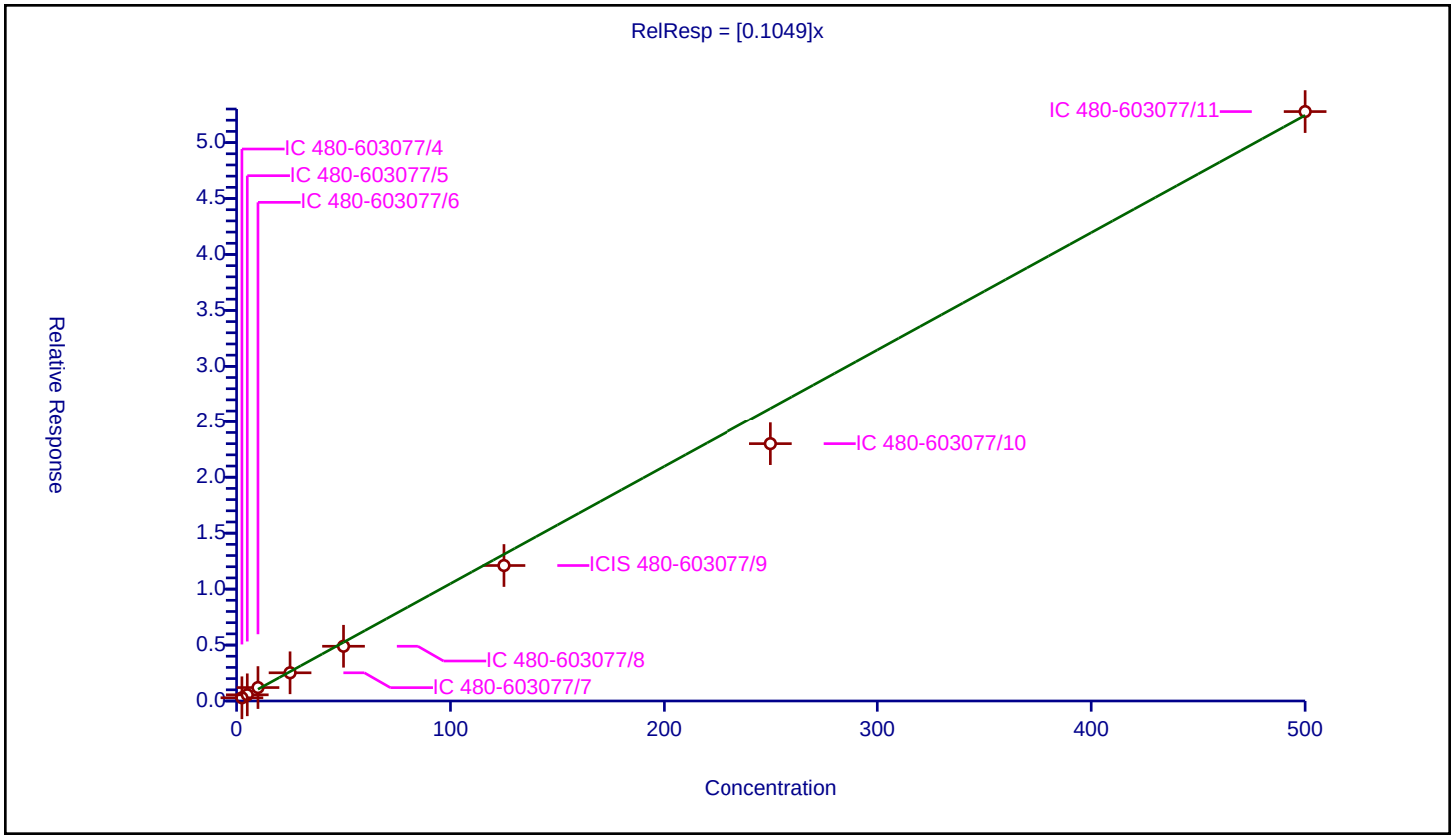

Calibration / 1,1,2-Trichloro-1,2,2-trifluoroethane

Curve Type:	Average
Weighting:	Conc_Sq
Origin:	Force
Dependency:	Response
Calib Mode:	ISTD
Response Base:	AREA
RF Rounding:	0

Curve Coefficients

Intercept:	0
Slope:	1.306

Error Coefficients

Standard Error:	464000
Relative Standard Error:	7.4
Correlation Coefficient:	0.999
Coefficient of Determination (Adjusted):	0.993

ID	Level	Concentration	Rel. Resp.	IS Amount	IS Response	RRF	Used
1	IC 480-603077/4	0.5	0.555215	25.0	171330.0	1.11043	N
2	IC 480-603077/5	1.0	1.230092	25.0	169215.0	1.230092	Y
3	IC 480-603077/6	2.0	2.544149	25.0	175599.0	1.272074	Y
4	IC 480-603077/7	5.0	6.513088	25.0	163586.0	1.302618	Y
5	IC 480-603077/8	10.0	11.554033	25.0	178085.0	1.155403	Y
6	ICIS 480-603077/9	25.0	36.062429	25.0	179339.0	1.442497	Y
7	IC 480-603077/10	50.0	68.476819	25.0	185454.0	1.369536	Y
8	IC 480-603077/11	100.0	136.911956	25.0	178558.0	1.36912	Y

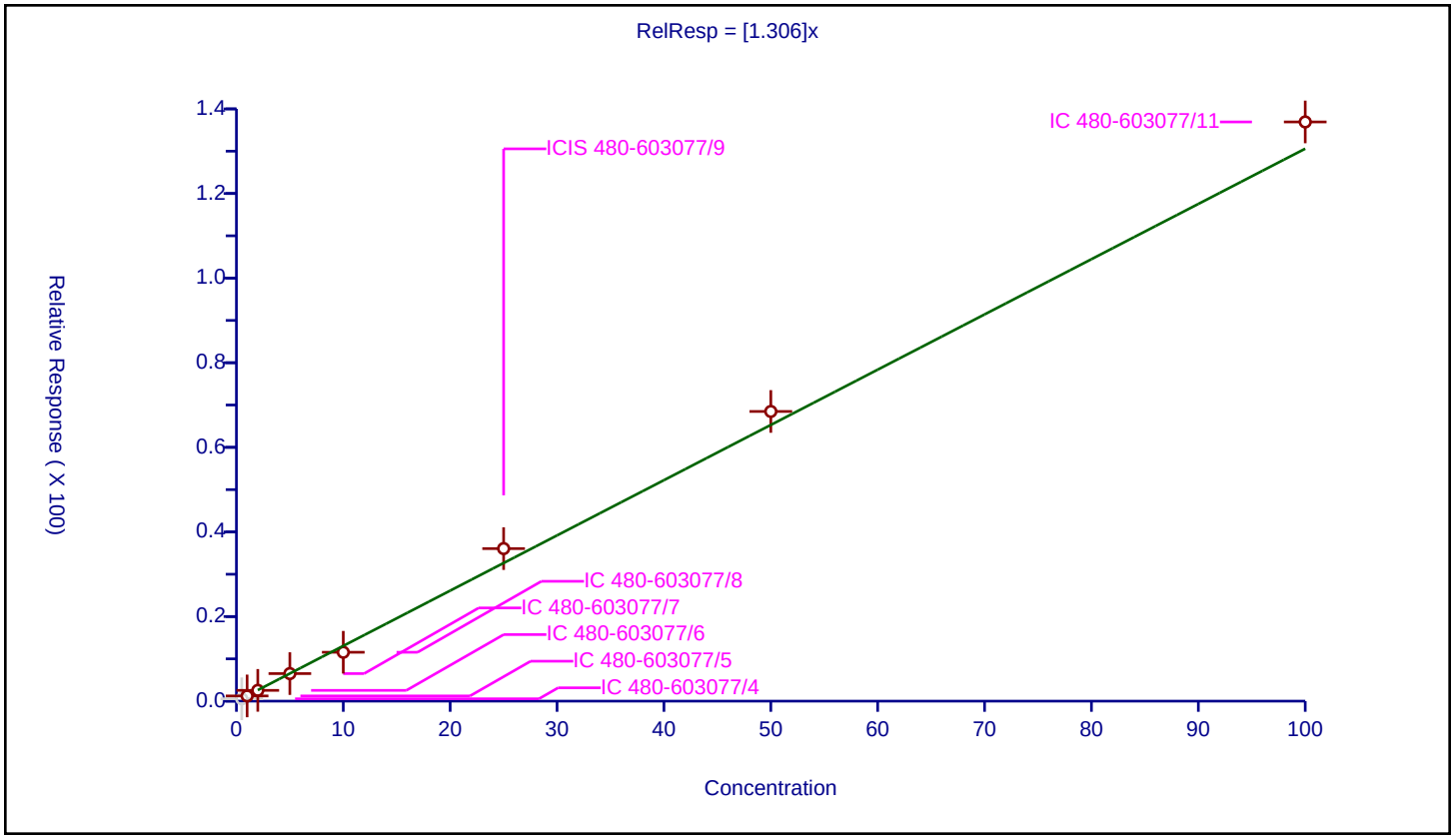

Calibration / 1,1-Dichloroethene

Curve Type:	Average
Weighting:	Conc_Sq
Origin:	Force
Dependency:	Response
Calib Mode:	ISTD
Response Base:	AREA
RF Rounding:	0

Curve Coefficients

Intercept:	0
Slope:	1.336

Error Coefficients

Standard Error:	429000
Relative Standard Error:	4.5
Correlation Coefficient:	1.000
Coefficient of Determination (Adjusted):	0.997

ID	Level	Concentration	Rel. Resp.	IS Amount	IS Response	RRF	Used
1	IC 480-603077/4	0.5	0.612852	25.0	171330.0	1.225705	Y
2	IC 480-603077/5	1.0	1.332772	25.0	169215.0	1.332772	Y
3	IC 480-603077/6	2.0	2.678261	25.0	175599.0	1.339131	Y
4	IC 480-603077/7	5.0	6.900193	25.0	163586.0	1.380039	Y
5	IC 480-603077/8	10.0	12.672039	25.0	178085.0	1.267204	Y
6	ICIS 480-603077/9	25.0	35.07589	25.0	179339.0	1.403036	Y
7	IC 480-603077/10	50.0	68.355226	25.0	185454.0	1.367105	Y
8	IC 480-603077/11	100.0	136.939958	25.0	178558.0	1.3694	Y

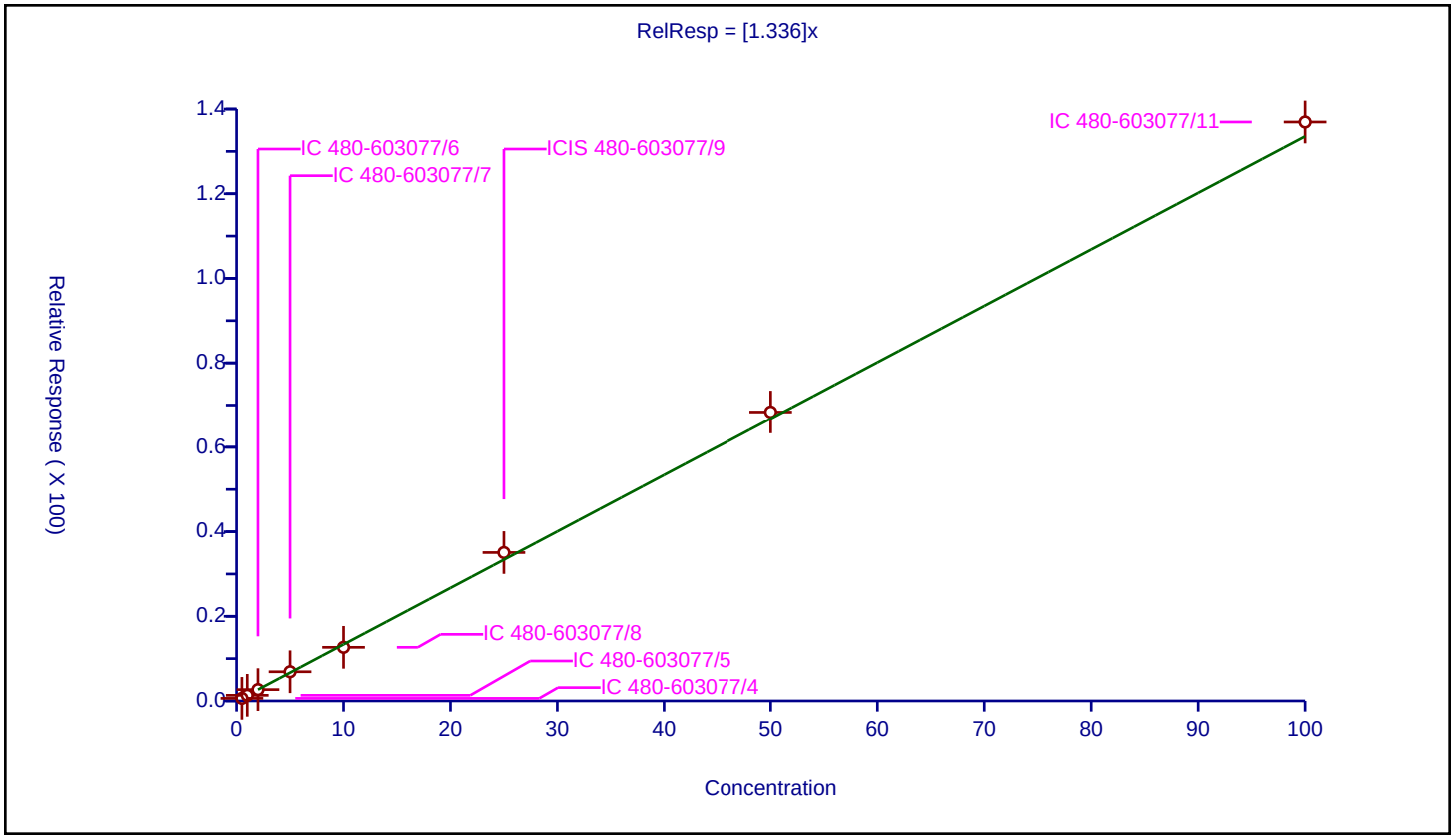

Calibration / Acetone

Curve Type:	Average
Weighting:	Conc_Sq
Origin:	Force
Dependency:	Response
Calib Mode:	ISTD
Response Base:	AREA
RF Rounding:	0

Curve Coefficients

Intercept:	0
Slope:	0.9718

Error Coefficients

Standard Error:	1520000
Relative Standard Error:	11.4
Correlation Coefficient:	1.000
Coefficient of Determination (Adjusted):	0.983

ID	Level	Concentration	Rel. Resp.	IS Amount	IS Response	RRF	Used
1	IC 480-603077/4	2.5	1.979951	25.0	171330.0	0.79198	Y
2	IC 480-603077/5	5.0	5.95027	25.0	169215.0	1.190054	Y
3	IC 480-603077/6	10.0	9.630892	25.0	175599.0	0.963089	Y
4	IC 480-603077/7	25.0	25.595558	25.0	163586.0	1.023822	Y
5	IC 480-603077/8	50.0	46.156611	25.0	178085.0	0.923132	Y
6	ICIS 480-603077/9	125.0	118.263178	25.0	179339.0	0.946105	Y
7	IC 480-603077/10	250.0	238.988779	25.0	185454.0	0.955955	Y
8	IC 480-603077/11	500.0	490.237766	25.0	178558.0	0.980476	Y

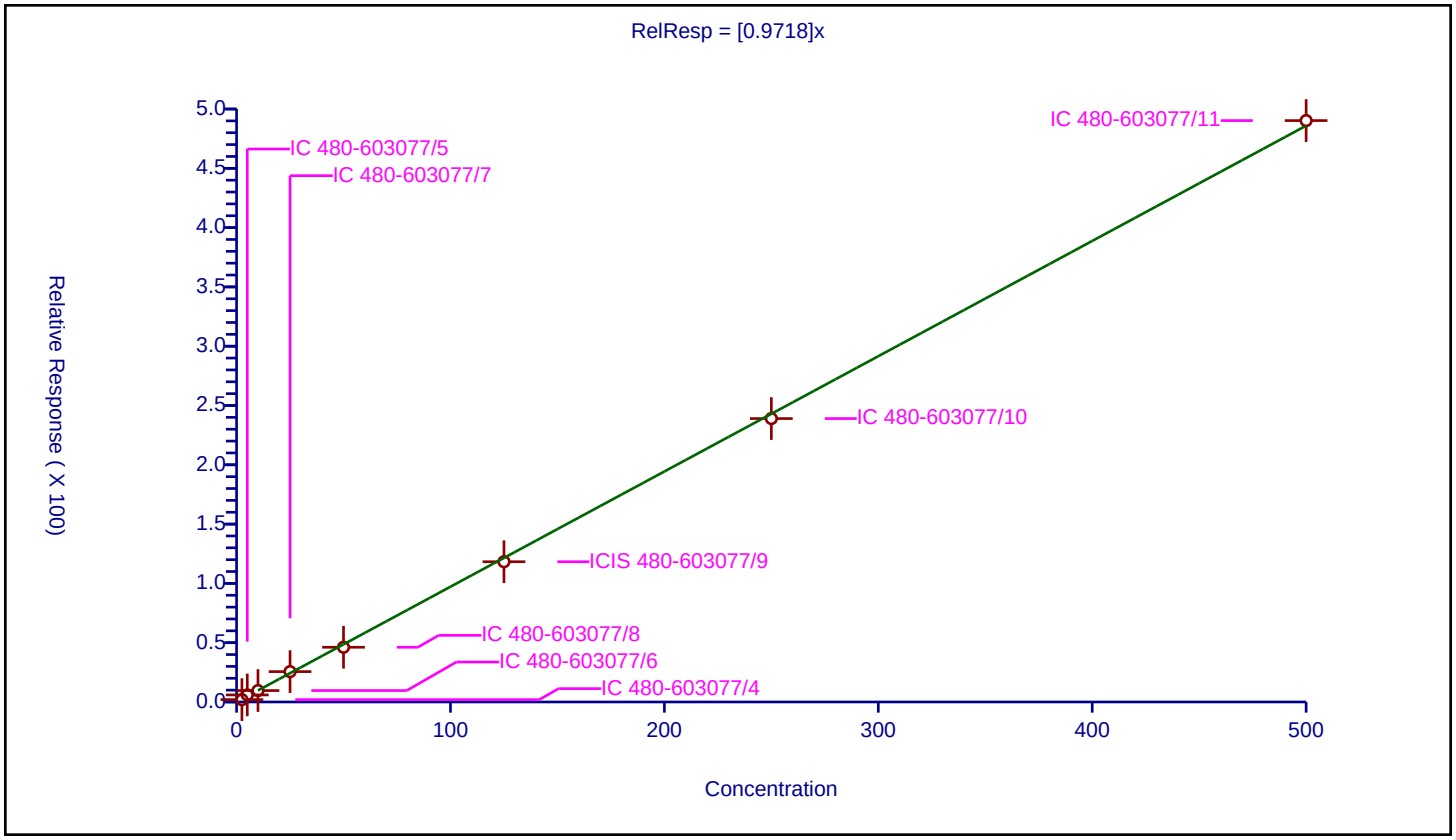

Calibration / Iodomethane

Curve Type:	Average
Weighting:	Conc_Sq
Origin:	Force
Dependency:	Response
Calib Mode:	ISTD
Response Base:	AREA
RF Rounding:	0

Curve Coefficients

Intercept:	0
Slope:	2.249

Error Coefficients

Standard Error:	710000
Relative Standard Error:	2.8
Correlation Coefficient:	1.000
Coefficient of Determination (Adjusted):	0.999

ID	Level	Concentration	Rel. Resp.	IS Amount	IS Response	RRF	Used
1	IC 480-603077/4	0.5	1.078766	25.0	171330.0	2.157532	Y
2	IC 480-603077/5	1.0	2.234731	25.0	169215.0	2.234731	Y
3	IC 480-603077/6	2.0	4.490202	25.0	175599.0	2.245101	Y
4	IC 480-603077/7	5.0	11.664812	25.0	163586.0	2.332962	Y
5	IC 480-603077/8	10.0	21.844204	25.0	178085.0	2.18442	Y
6	ICIS 480-603077/9	25.0	58.33575	25.0	179339.0	2.33343	Y
7	IC 480-603077/10	50.0	111.580635	25.0	185454.0	2.231613	Y
8	IC 480-603077/11	100.0	227.26691	25.0	178558.0	2.272669	Y

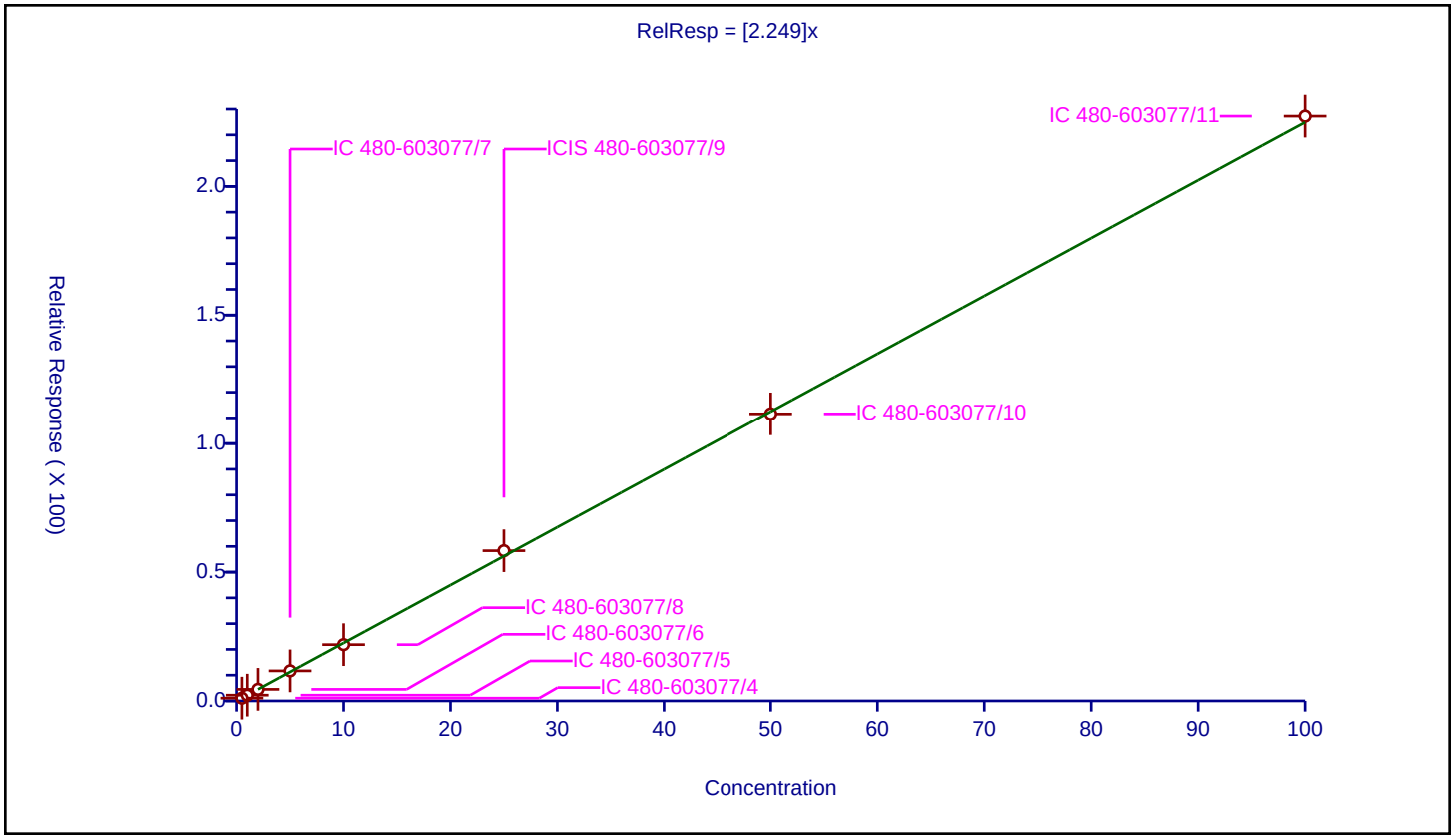

Calibration / Carbon disulfide

Curve Type:	Average
Weighting:	Conc_Sq
Origin:	Force
Dependency:	Response
Calib Mode:	ISTD
Response Base:	AREA
RF Rounding:	0

Curve Coefficients

Intercept:	0
Slope:	4.903

Error Coefficients

Standard Error:	1500000
Relative Standard Error:	7.7
Correlation Coefficient:	1.000
Coefficient of Determination (Adjusted):	0.991

ID	Level	Concentration	Rel. Resp.	IS Amount	IS Response	RRF	Used
1	IC 480-603077/4	0.5	2.880552	25.0	171330.0	5.761104	Y
2	IC 480-603077/5	1.0	4.698608	25.0	169215.0	4.698608	Y
3	IC 480-603077/6	2.0	10.024402	25.0	175599.0	5.012201	Y
4	IC 480-603077/7	5.0	24.165577	25.0	163586.0	4.833115	Y
5	IC 480-603077/8	10.0	44.800095	25.0	178085.0	4.48001	Y
6	ICIS 480-603077/9	25.0	121.22893	25.0	179339.0	4.849157	Y
7	IC 480-603077/10	50.0	239.898708	25.0	185454.0	4.797974	Y
8	IC 480-603077/11	100.0	479.374629	25.0	178558.0	4.793746	Y

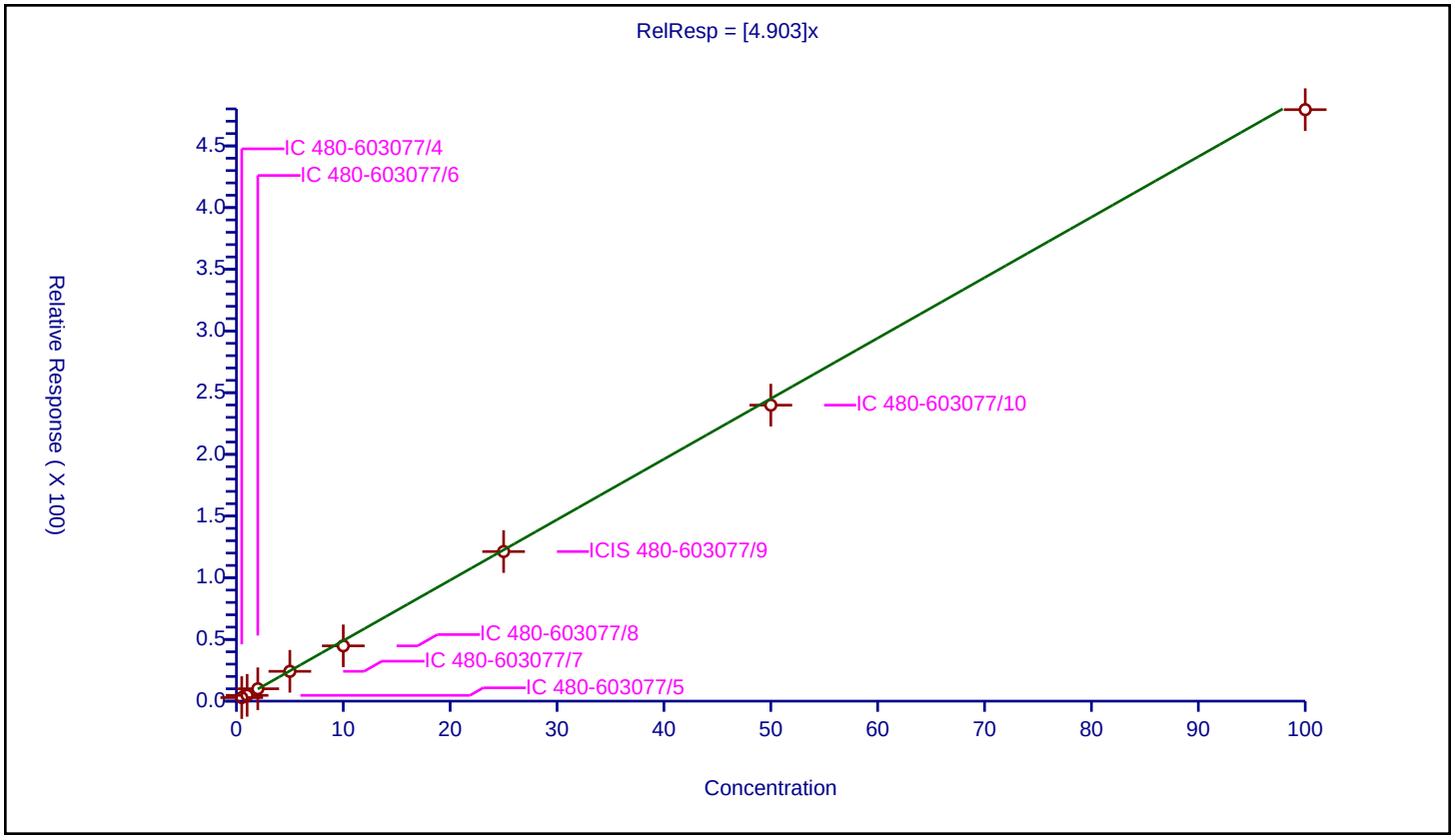

Calibration / 3-Chloro-1-propene

Curve Type:	Average
Weighting:	Conc_Sq
Origin:	Force
Dependency:	Response
Calib Mode:	ISTD
Response Base:	AREA
RF Rounding:	0

Curve Coefficients

Intercept:	0
Slope:	3.609

Error Coefficients

Standard Error:	1160000
Relative Standard Error:	5.4
Correlation Coefficient:	1.000
Coefficient of Determination (Adjusted):	0.996

ID	Level	Concentration	Rel. Resp.	IS Amount	IS Response	RRF	Used
1	IC 480-603077/4	0.5	1.89707	25.0	171330.0	3.79414	Y
2	IC 480-603077/5	1.0	3.669149	25.0	169215.0	3.669149	Y
3	IC 480-603077/6	2.0	6.630163	25.0	175599.0	3.315082	Y
4	IC 480-603077/7	5.0	18.621551	25.0	163586.0	3.72431	Y
5	IC 480-603077/8	10.0	32.894826	25.0	178085.0	3.289483	Y
6	ICIS 480-603077/9	25.0	92.446707	25.0	179339.0	3.697868	Y
7	IC 480-603077/10	50.0	181.780118	25.0	185454.0	3.635602	Y
8	IC 480-603077/11	100.0	374.60013	25.0	178558.0	3.746001	Y

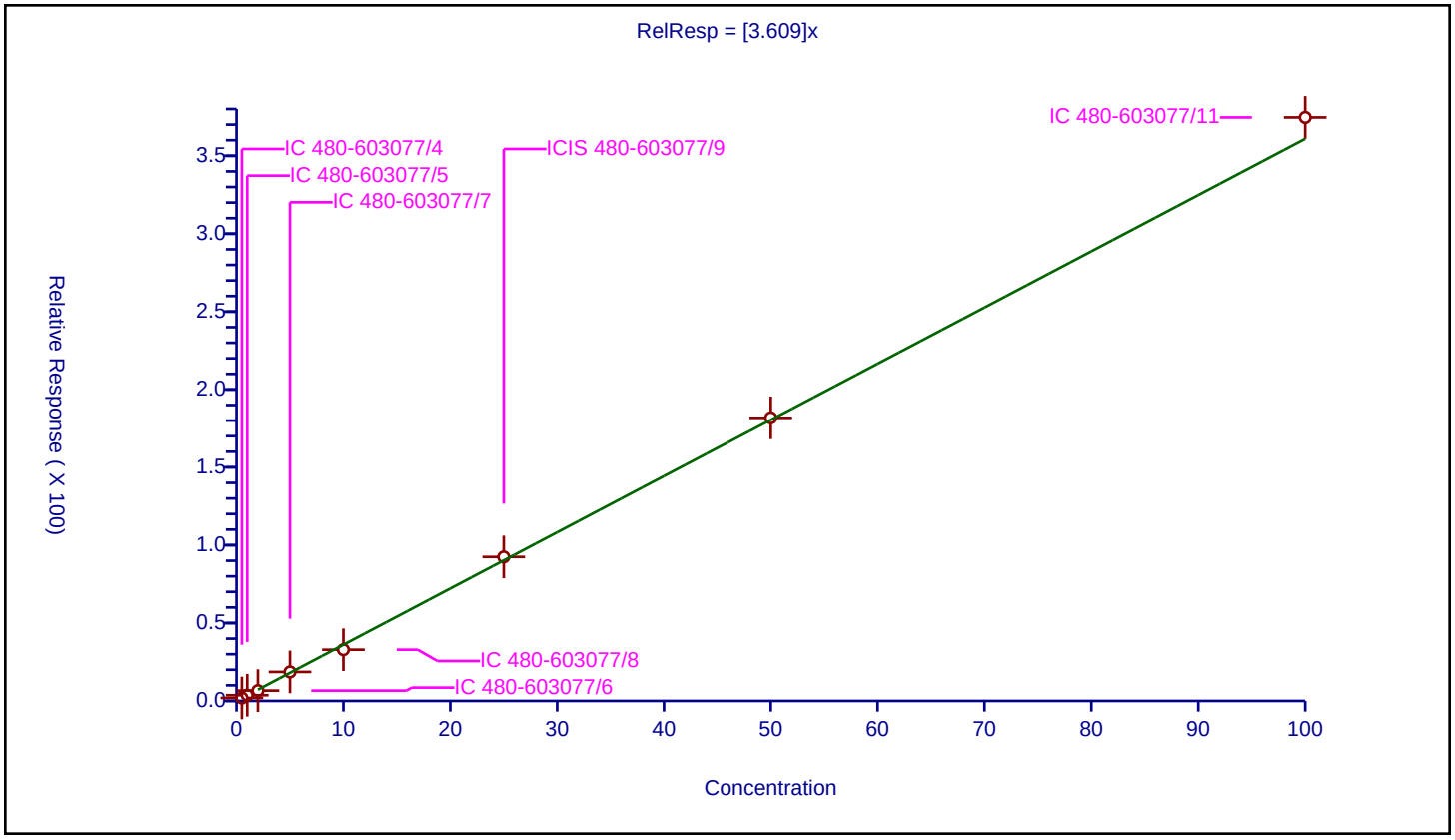

Calibration / Methyl acetate

Curve Type:	Average
Weighting:	Conc_Sq
Origin:	Force
Dependency:	Response
Calib Mode:	ISTD
Response Base:	AREA
RF Rounding:	0

Curve Coefficients

Intercept:	0
Slope:	2.458

Error Coefficients

Standard Error:	1500000
Relative Standard Error:	6.1
Correlation Coefficient:	1.000
Coefficient of Determination (Adjusted):	0.995

ID	Level	Concentration	Rel. Resp.	IS Amount	IS Response	RRF	Used
1	IC 480-603077/4	1.0	2.539981	25.0	171330.0	2.539981	Y
2	IC 480-603077/5	2.0	5.503945	25.0	169215.0	2.751972	Y
3	IC 480-603077/6	4.0	10.118651	25.0	175599.0	2.529663	Y
4	IC 480-603077/7	10.0	24.527007	25.0	163586.0	2.452701	Y
5	IC 480-603077/8	20.0	47.510318	25.0	178085.0	2.375516	Y
6	ICIS 480-603077/9	50.0	113.98901	25.0	179339.0	2.27978	Y
7	IC 480-603077/10	100.0	231.594492	25.0	185454.0	2.315945	Y
8	IC 480-603077/11	200.0	483.999037	25.0	178558.0	2.419995	Y

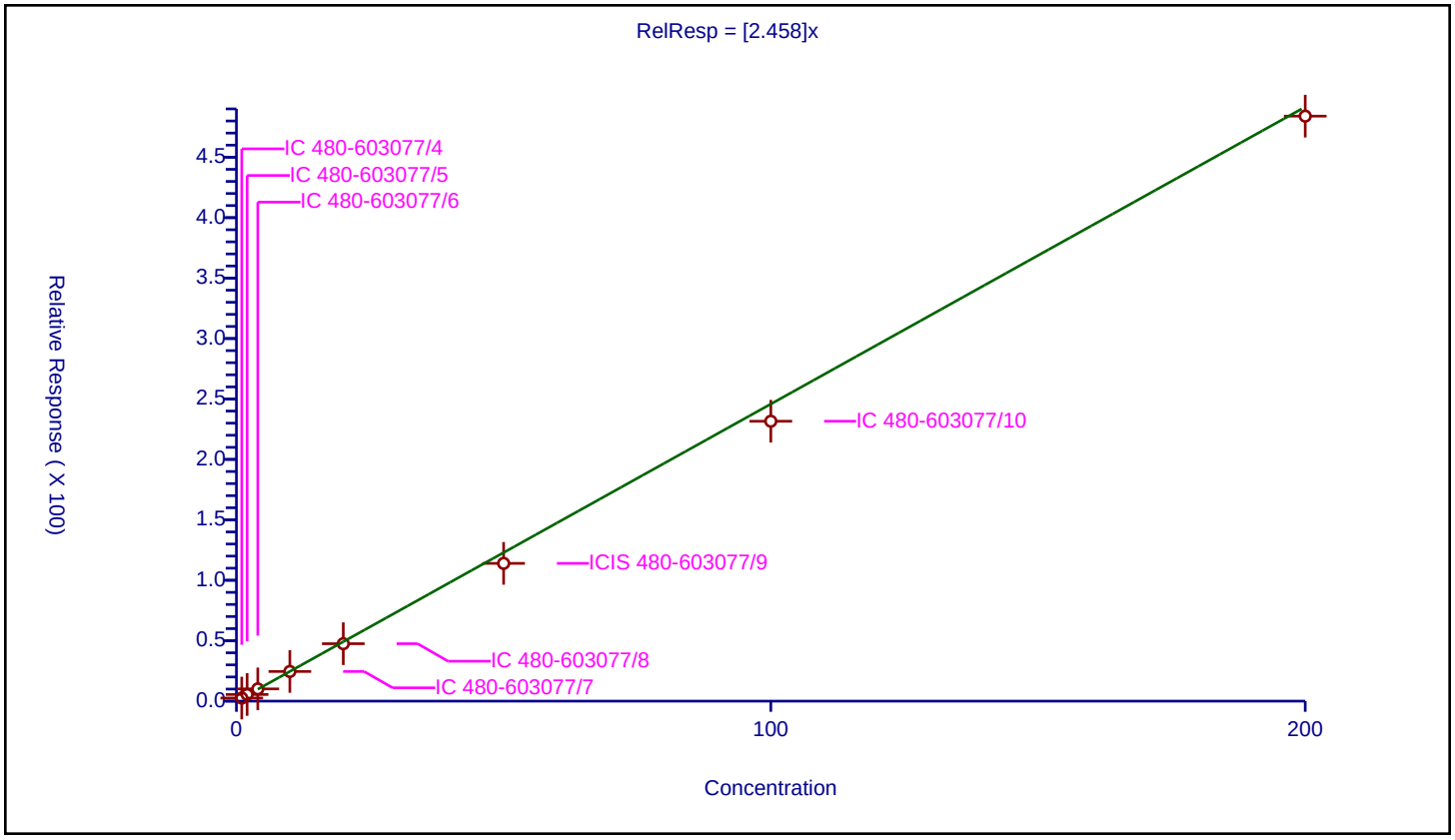

Calibration / Methylene Chloride

Curve Type:	Linear
Weighting:	Conc
Origin:	None
Dependency:	Response
Calib Mode:	ISTD
Response Base:	AREA
RF Rounding:	0

Curve Coefficients

Intercept:	0.4397
Slope:	1.691

Error Coefficients

Standard Error:	577000
Relative Standard Error:	6.8
Correlation Coefficient:	1.000
Coefficient of Determination (Adjusted):	1.000

ID	Level	Concentration	Rel. Resp.	IS Amount	IS Response	RRF	Used
1	IC 480-603077/4	0.5	1.406204	25.0	171330.0	2.812409	Y
2	IC 480-603077/5	1.0	2.049168	25.0	169215.0	2.049168	Y
3	IC 480-603077/6	2.0	3.692646	25.0	175599.0	1.846323	Y
4	IC 480-603077/7	5.0	8.860477	25.0	163586.0	1.772095	Y
5	IC 480-603077/8	10.0	16.36915	25.0	178085.0	1.636915	Y
6	ICIS 480-603077/9	25.0	43.045015	25.0	179339.0	1.721801	Y
7	IC 480-603077/10	50.0	83.80771	25.0	185454.0	1.676154	Y
8	IC 480-603077/11	100.0	171.498197	25.0	178558.0	1.714982	Y

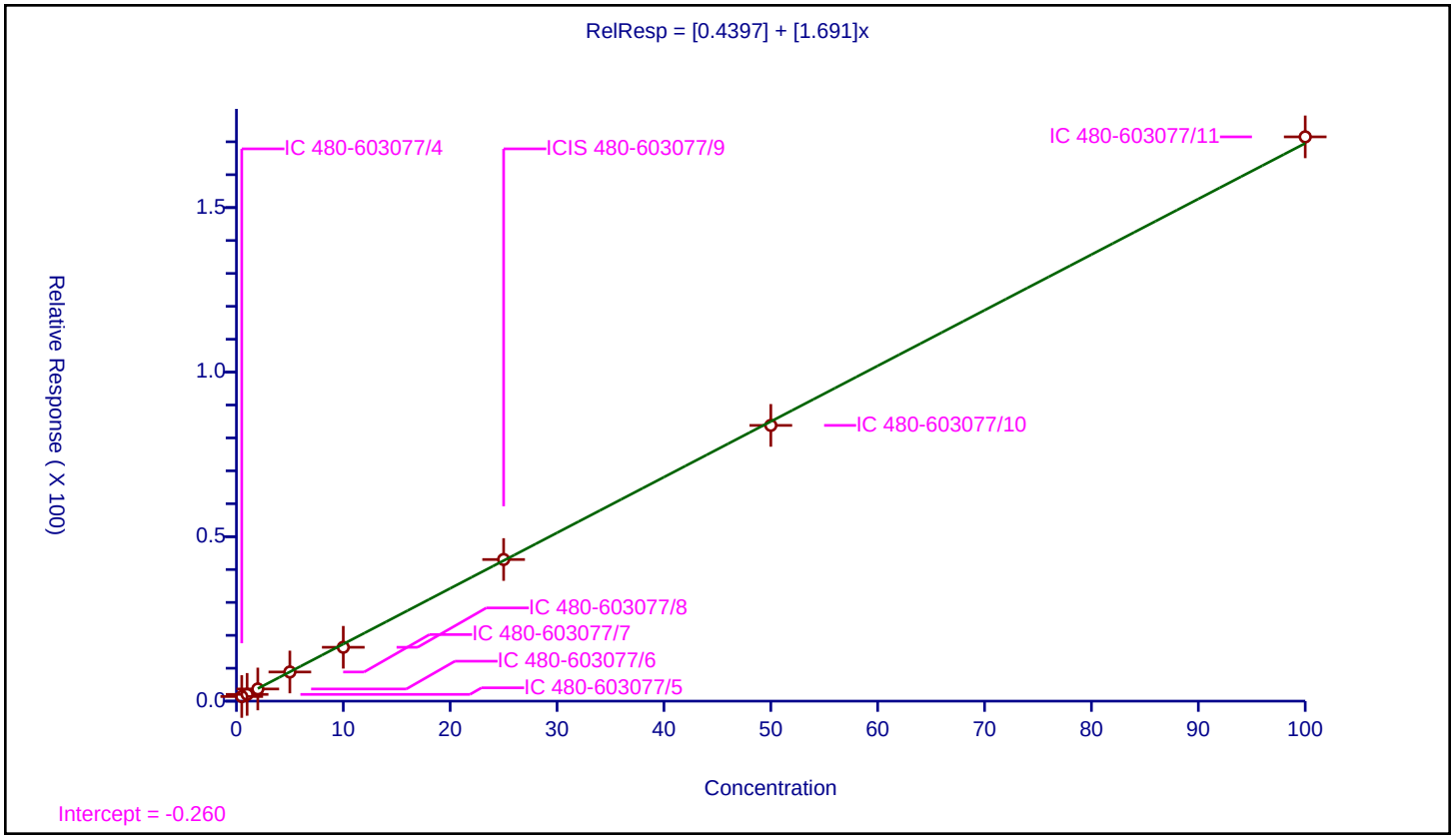

Calibration / 2-Methyl-2-propanol

Curve Type:	Average
Weighting:	Conc_Sq
Origin:	Force
Dependency:	Response
Calib Mode:	ISTD
Response Base:	AREA
RF Rounding:	0

Curve Coefficients

Intercept:	0
Slope:	0.3287

Error Coefficients

Standard Error:	1110000
Relative Standard Error:	6.3
Correlation Coefficient:	0.999
Coefficient of Determination (Adjusted):	0.995

ID	Level	Concentration	Rel. Resp.	IS Amount	IS Response	RRF	Used
1	IC 480-603077/4	5.0	1.710588	25.0	171330.0	0.342118	Y
2	IC 480-603077/5	10.0	3.271873	25.0	169215.0	0.327187	Y
3	IC 480-603077/6	20.0	6.259717	25.0	175599.0	0.312986	Y
4	IC 480-603077/7	50.0	15.264295	25.0	163586.0	0.305286	Y
5	IC 480-603077/8	100.0	30.184462	25.0	178085.0	0.301845	Y
6	ICIS 480-603077/9	250.0	83.295742	25.0	179339.0	0.333183	Y
7	IC 480-603077/10	500.0	174.911164	25.0	185454.0	0.349822	Y
8	IC 480-603077/11	1000.0	357.554968	25.0	178558.0	0.357555	Y

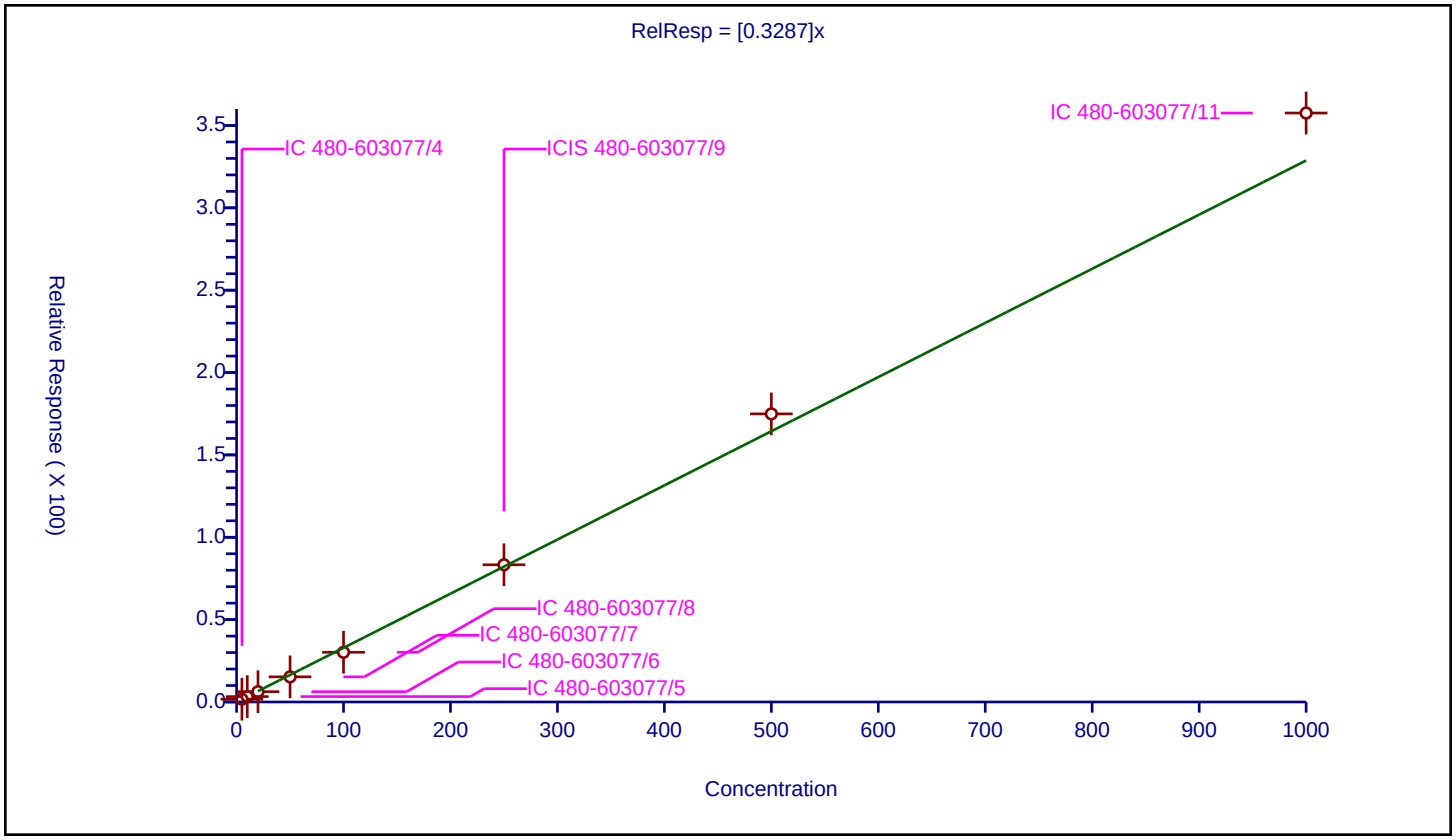

Calibration / Methyl tert-butyl ether

Curve Type:	Average
Weighting:	Conc_Sq
Origin:	Force
Dependency:	Response
Calib Mode:	ISTD
Response Base:	AREA
RF Rounding:	0

Curve Coefficients

Intercept:	0
Slope:	5.641

Error Coefficients

Standard Error:	1770000
Relative Standard Error:	4.8
Correlation Coefficient:	1.000
Coefficient of Determination (Adjusted):	0.997

ID	Level	Concentration	Rel. Resp.	IS Amount	IS Response	RRF	Used
1	IC 480-603077/4	0.5	3.115917	25.0	171330.0	6.231833	Y
2	IC 480-603077/5	1.0	5.634696	25.0	169215.0	5.634696	Y
3	IC 480-603077/6	2.0	11.100433	25.0	175599.0	5.550217	Y
4	IC 480-603077/7	5.0	28.492658	25.0	163586.0	5.698532	Y
5	IC 480-603077/8	10.0	53.906561	25.0	178085.0	5.390656	Y
6	ICIS 480-603077/9	25.0	136.740057	25.0	179339.0	5.469602	Y
7	IC 480-603077/10	50.0	270.703112	25.0	185454.0	5.414062	Y
8	IC 480-603077/11	100.0	574.000185	25.0	178558.0	5.740002	Y

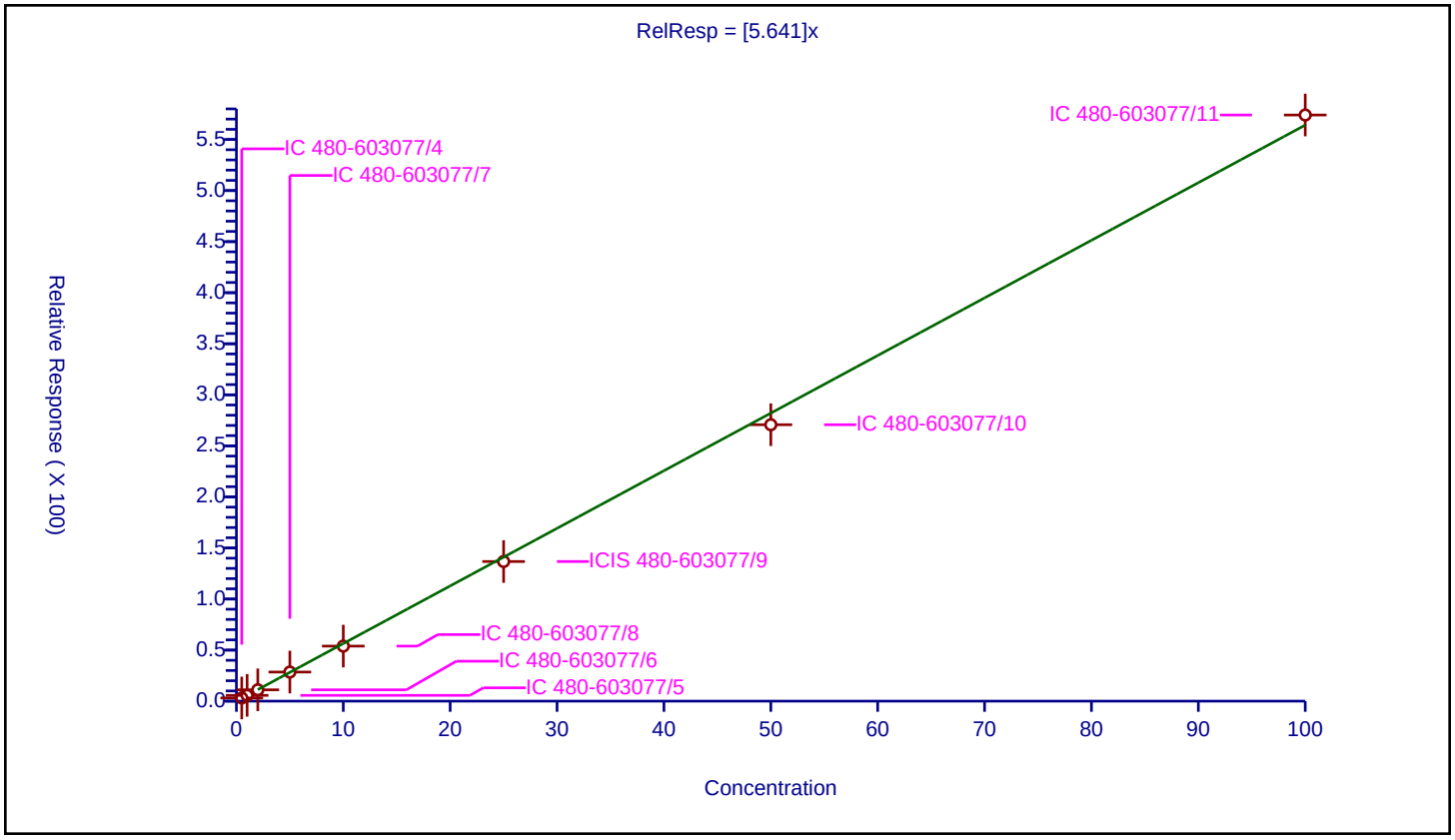

Calibration / trans-1,2-Dichloroethene

Curve Type:	Average
Weighting:	Conc_Sq
Origin:	Force
Dependency:	Response
Calib Mode:	ISTD
Response Base:	AREA
RF Rounding:	0

Curve Coefficients

Intercept:	0
Slope:	1.682

Error Coefficients

Standard Error:	525000
Relative Standard Error:	6.0
Correlation Coefficient:	1.000
Coefficient of Determination (Adjusted):	0.995

ID	Level	Concentration	Rel. Resp.	IS Amount	IS Response	RRF	Used
1	IC 480-603077/4	0.5	0.908335	25.0	171330.0	1.81667	Y
2	IC 480-603077/5	1.0	1.662973	25.0	169215.0	1.662973	Y
3	IC 480-603077/6	2.0	3.598682	25.0	175599.0	1.799341	Y
4	IC 480-603077/7	5.0	8.139297	25.0	163586.0	1.627859	Y
5	IC 480-603077/8	10.0	14.983575	25.0	178085.0	1.498358	Y
6	ICIS 480-603077/9	25.0	43.046828	25.0	179339.0	1.721873	Y
7	IC 480-603077/10	50.0	82.292105	25.0	185454.0	1.645842	Y
8	IC 480-603077/11	100.0	168.405224	25.0	178558.0	1.684052	Y

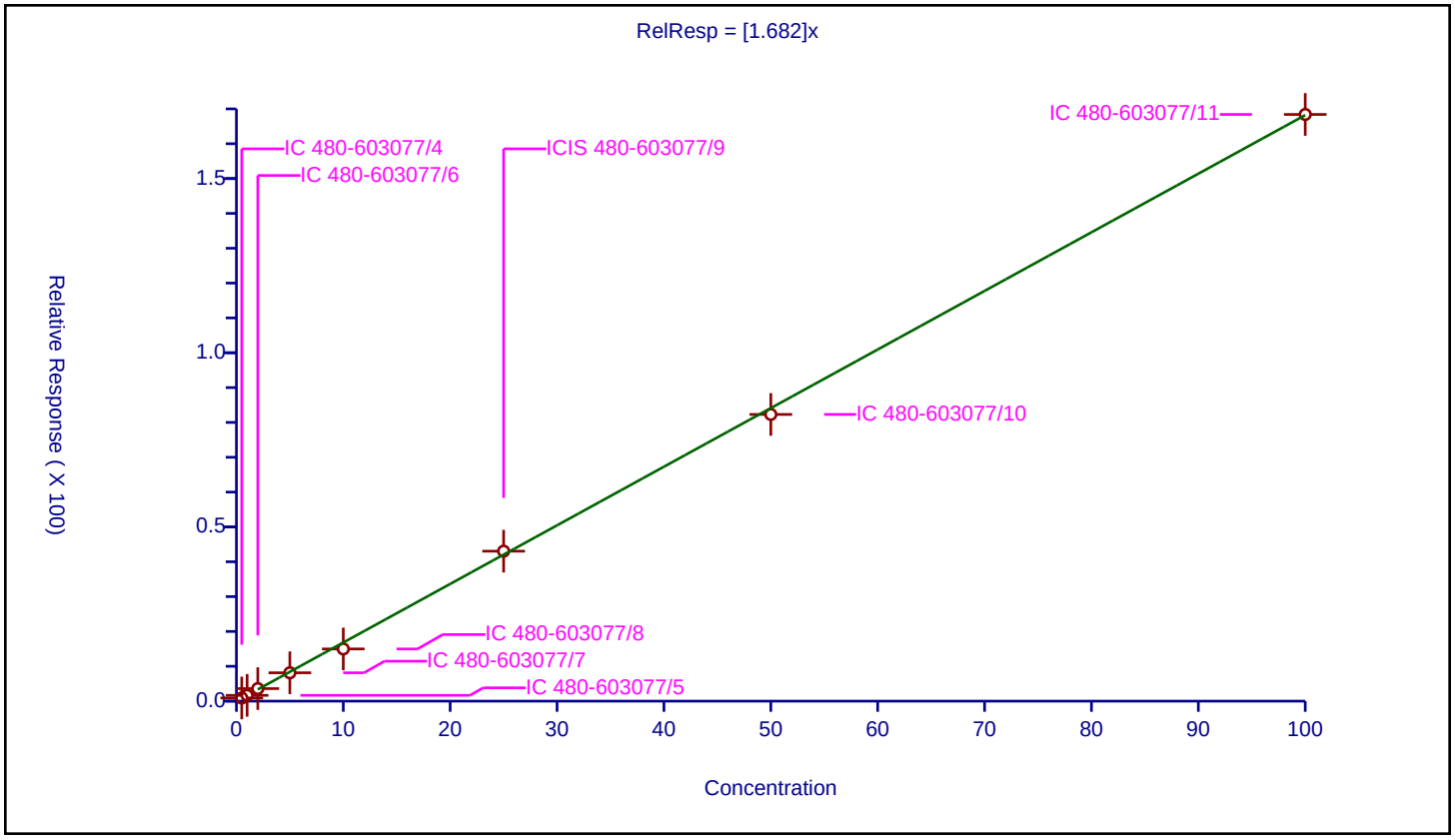

Calibration / Acrylonitrile

Curve Type:	Average
Weighting:	Conc_Sq
Origin:	Force
Dependency:	Response
Calib Mode:	ISTD
Response Base:	AREA
RF Rounding:	0

Curve Coefficients

Intercept:	0
Slope:	1.226

Error Coefficients

Standard Error:	3940000
Relative Standard Error:	5.9
Correlation Coefficient:	1.000
Coefficient of Determination (Adjusted):	0.995

ID	Level	Concentration	Rel. Resp.	IS Amount	IS Response	RRF	Used
1	IC 480-603077/4	5.0	6.804558	25.0	171330.0	1.360912	Y
2	IC 480-603077/5	10.0	12.313772	25.0	169215.0	1.231377	Y
3	IC 480-603077/6	20.0	24.888952	25.0	175599.0	1.244448	Y
4	IC 480-603077/7	50.0	56.501015	25.0	163586.0	1.13002	Y
5	IC 480-603077/8	100.0	115.647163	25.0	178085.0	1.156472	Y
6	ICIS 480-603077/9	250.0	300.041402	25.0	179339.0	1.200166	Y
7	IC 480-603077/10	500.0	601.774834	25.0	185454.0	1.20355	Y
8	IC 480-603077/11	1000.0	1279.704634	25.0	178558.0	1.279705	Y

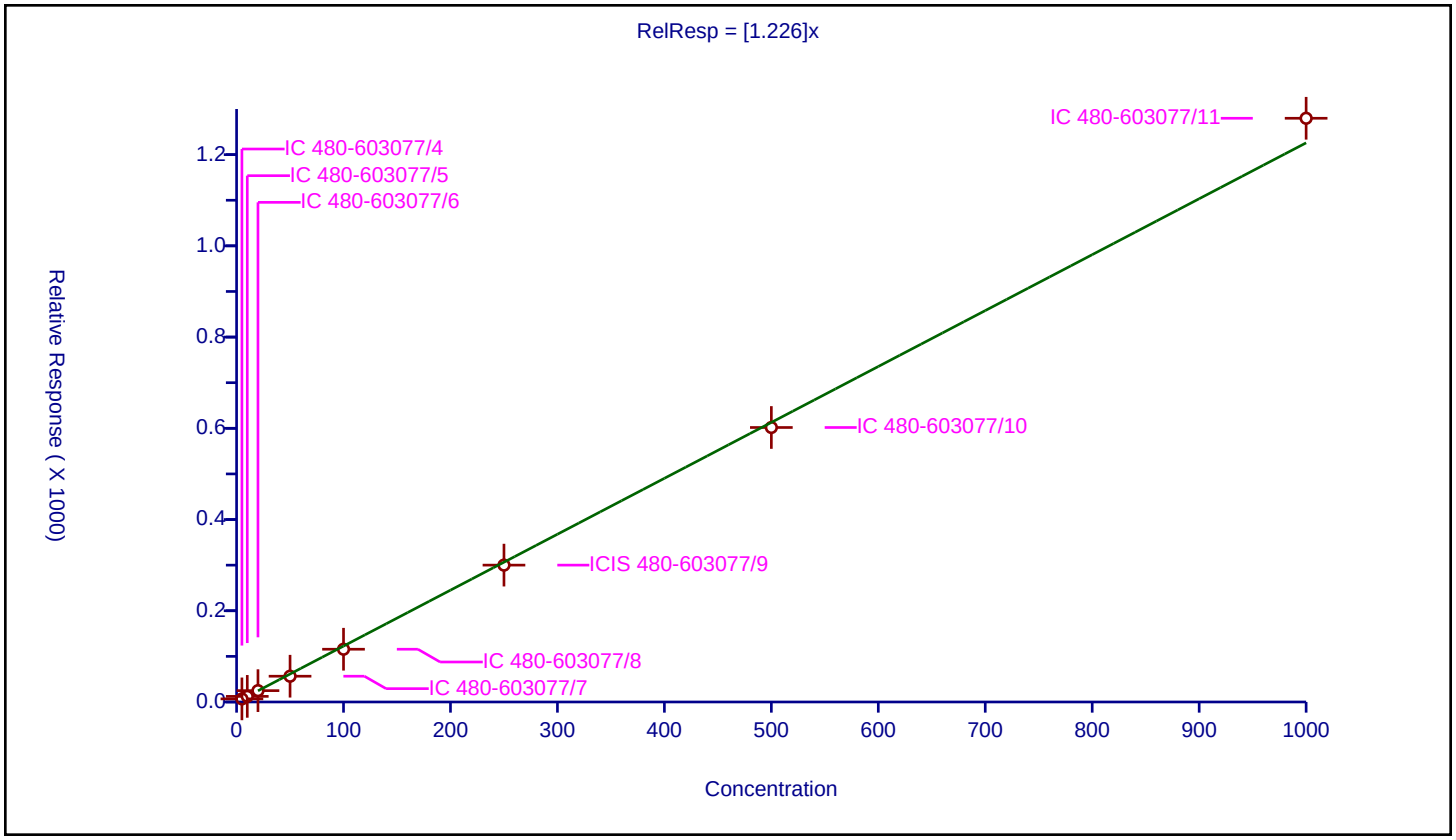

Calibration / Hexane

Curve Type:	Average
Weighting:	Conc_Sq
Origin:	Force
Dependency:	Response
Calib Mode:	ISTD
Response Base:	AREA
RF Rounding:	0

Curve Coefficients

Intercept:	0
Slope:	3.239

Error Coefficients

Standard Error:	1080000
Relative Standard Error:	9.1
Correlation Coefficient:	0.999
Coefficient of Determination (Adjusted):	0.990

ID	Level	Concentration	Rel. Resp.	IS Amount	IS Response	RRF	Used
1	IC 480-603077/4	0.5	1.305959	25.0	171330.0	2.611919	Y
2	IC 480-603077/5	1.0	3.186183	25.0	169215.0	3.186183	Y
3	IC 480-603077/6	2.0	6.711883	25.0	175599.0	3.355942	Y
4	IC 480-603077/7	5.0	16.296933	25.0	163586.0	3.259387	Y
5	IC 480-603077/8	10.0	30.65348	25.0	178085.0	3.065348	Y
6	ICIS 480-603077/9	25.0	87.937649	25.0	179339.0	3.517506	Y
7	IC 480-603077/10	50.0	173.787974	25.0	185454.0	3.475759	Y
8	IC 480-603077/11	100.0	343.925783	25.0	178558.0	3.439258	Y

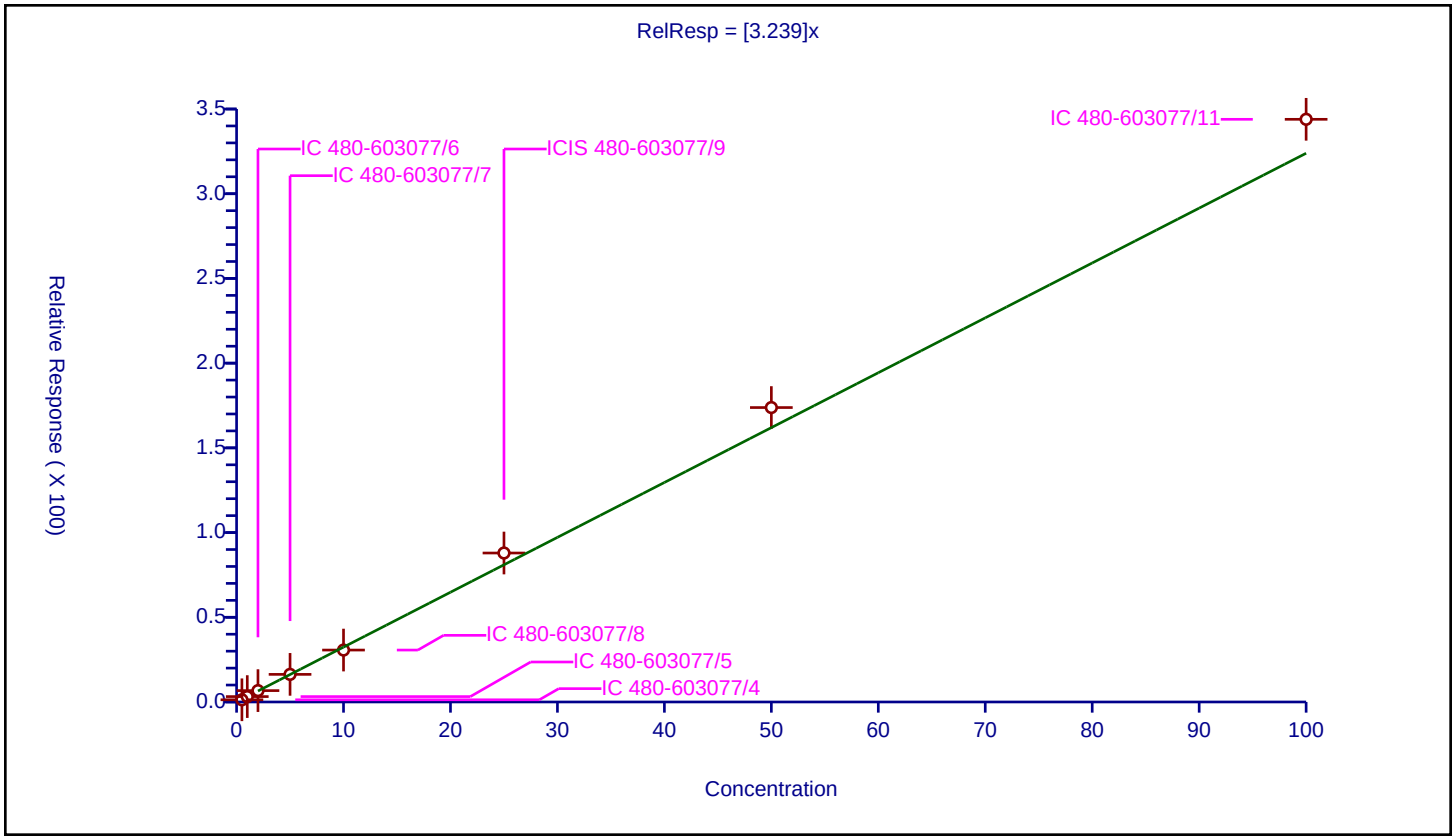

Calibration / 1,1-Dichloroethane

Curve Type:	Average
Weighting:	Conc_Sq
Origin:	Force
Dependency:	Response
Calib Mode:	ISTD
Response Base:	AREA
RF Rounding:	0

Curve Coefficients

Intercept:	0
Slope:	3.373

Error Coefficients

Standard Error:	1090000
Relative Standard Error:	5.6
Correlation Coefficient:	1.000
Coefficient of Determination (Adjusted):	0.996

ID	Level	Concentration	Rel. Resp.	IS Amount	IS Response	RRF	Used
1	IC 480-603077/4	0.5	1.842643	25.0	171330.0	3.685286	Y
2	IC 480-603077/5	1.0	3.113938	25.0	169215.0	3.113938	Y
3	IC 480-603077/6	2.0	6.542463	25.0	175599.0	3.271232	Y
4	IC 480-603077/7	5.0	17.39452	25.0	163586.0	3.478904	Y
5	IC 480-603077/8	10.0	31.453239	25.0	178085.0	3.145324	Y
6	ICIS 480-603077/9	25.0	84.983606	25.0	179339.0	3.399344	Y
7	IC 480-603077/10	50.0	169.936885	25.0	185454.0	3.398738	Y
8	IC 480-603077/11	100.0	349.437858	25.0	178558.0	3.494379	Y

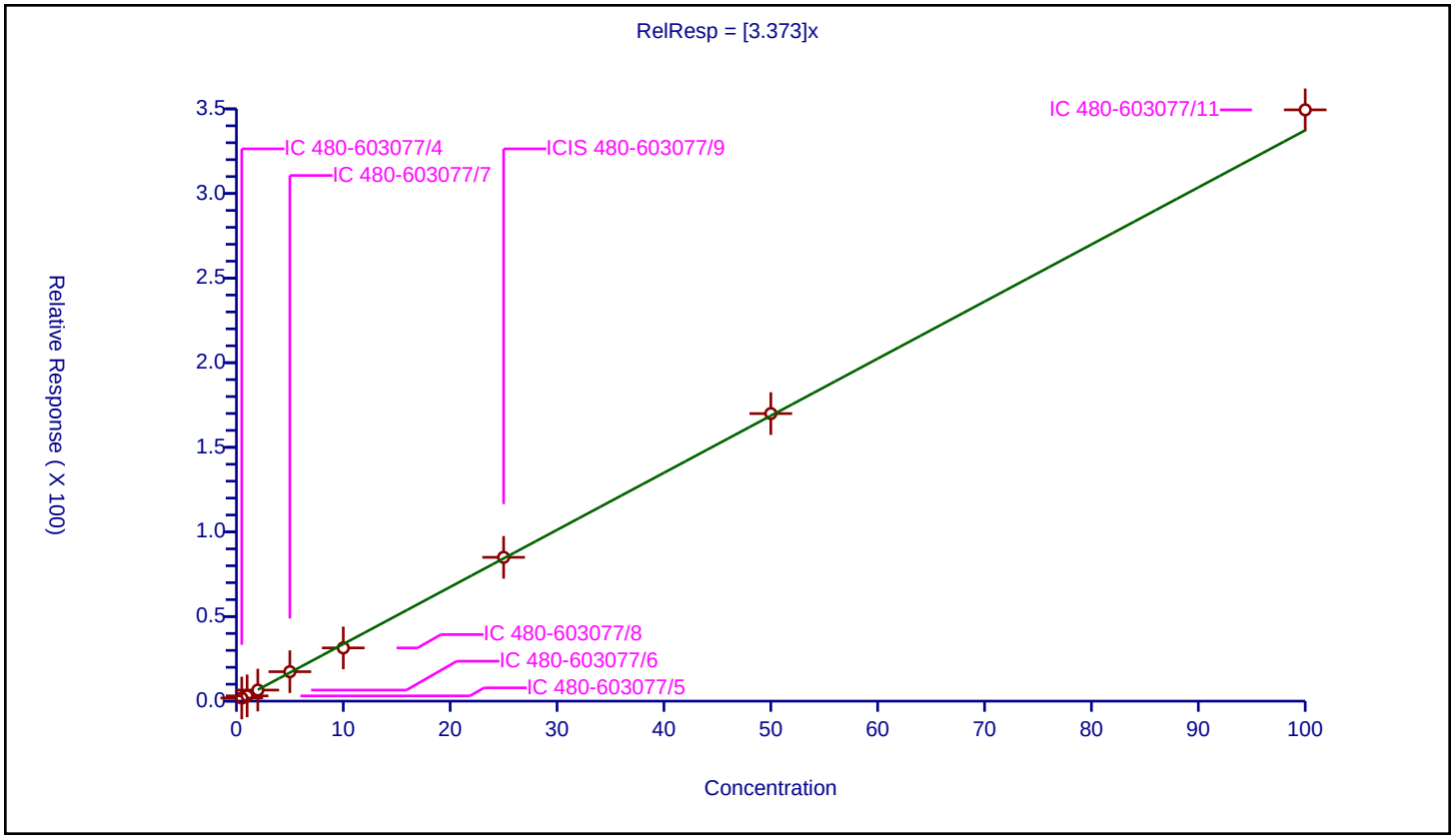

Calibration / Vinyl acetate

Curve Type:	Average
Weighting:	Conc_Sq
Origin:	Force
Dependency:	Response
Calib Mode:	ISTD
Response Base:	AREA
RF Rounding:	0

Curve Coefficients

Intercept:	0
Slope:	6.083

Error Coefficients

Standard Error:	4050000
Relative Standard Error:	7.7
Correlation Coefficient:	1.000
Coefficient of Determination (Adjusted):	0.992

ID	Level	Concentration	Rel. Resp.	IS Amount	IS Response	RRF	Used
1	IC 480-603077/4	1.0	6.867011	25.0	171330.0	6.867011	Y
2	IC 480-603077/5	2.0	12.138699	25.0	169215.0	6.06935	Y
3	IC 480-603077/6	4.0	23.336266	25.0	175599.0	5.834067	Y
4	IC 480-603077/7	10.0	54.275121	25.0	163586.0	5.427512	Y
5	IC 480-603077/8	20.0	113.546059	25.0	178085.0	5.677303	Y
6	ICIS 480-603077/9	50.0	302.485516	25.0	179339.0	6.04971	Y
7	IC 480-603077/10	100.0	615.606026	25.0	185454.0	6.15606	Y
8	IC 480-603077/11	200.0	1317.051602	25.0	178558.0	6.585258	Y

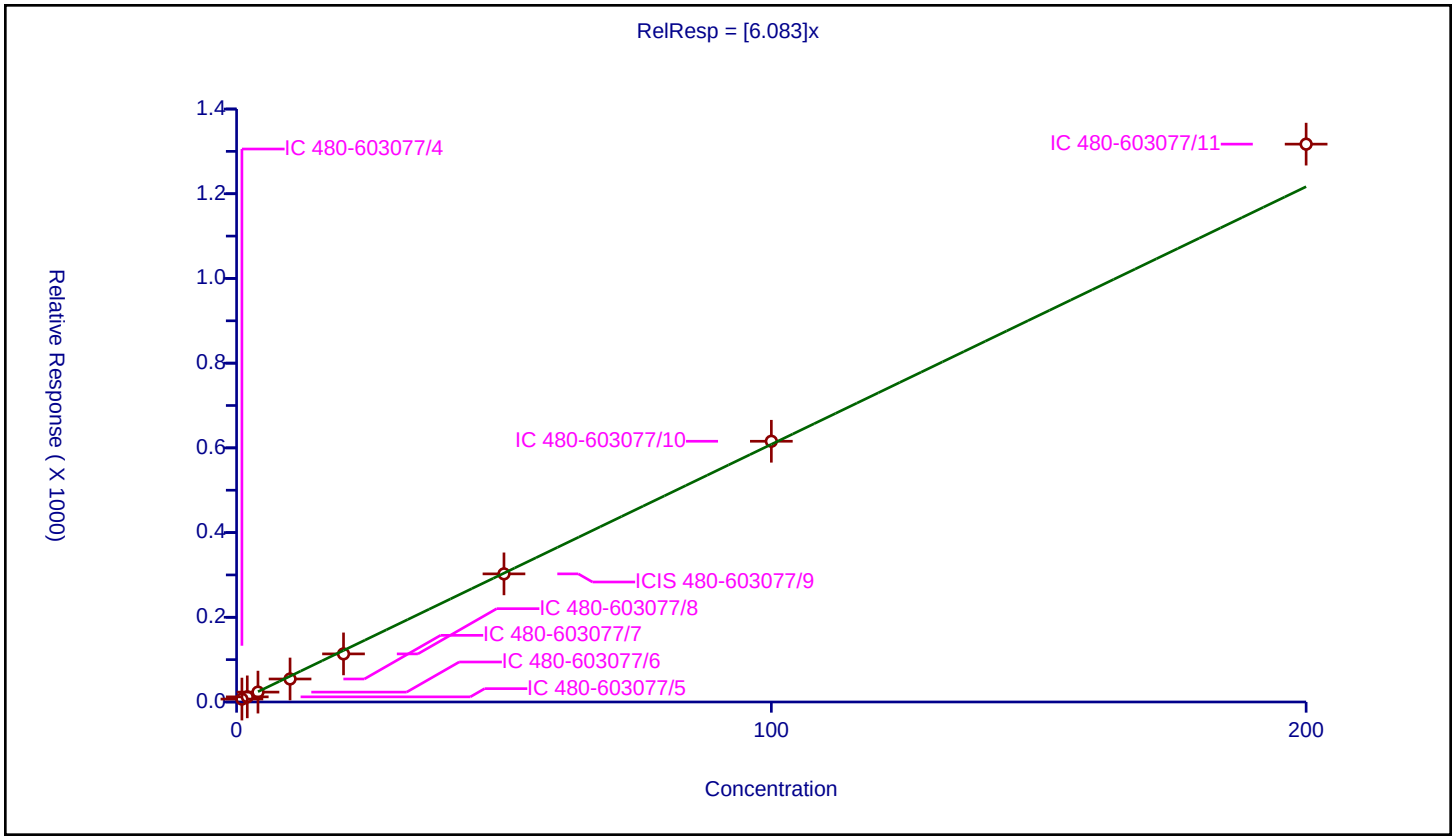

Calibration / 2,2-Dichloropropane

Curve Type:	Average
Weighting:	Conc_Sq
Origin:	Force
Dependency:	Response
Calib Mode:	ISTD
Response Base:	AREA
RF Rounding:	0

Curve Coefficients

Intercept:	0
Slope:	1.596

Error Coefficients

Standard Error:	480000
Relative Standard Error:	8.4
Correlation Coefficient:	1.000
Coefficient of Determination (Adjusted):	0.990

ID	Level	Concentration	Rel. Resp.	IS Amount	IS Response	RRF	Used
1	IC 480-603077/4	0.5	0.89885	25.0	171330.0	1.7977	Y
2	IC 480-603077/5	1.0	1.526756	25.0	169215.0	1.526756	Y
3	IC 480-603077/6	2.0	3.339284	25.0	175599.0	1.669642	Y
4	IC 480-603077/7	5.0	8.865062	25.0	163586.0	1.773012	Y
5	IC 480-603077/8	10.0	14.976977	25.0	178085.0	1.497698	Y
6	ICIS 480-603077/9	25.0	37.556388	25.0	179339.0	1.502256	Y
7	IC 480-603077/10	50.0	72.259698	25.0	185454.0	1.445194	Y
8	IC 480-603077/11	100.0	155.600981	25.0	178558.0	1.55601	Y

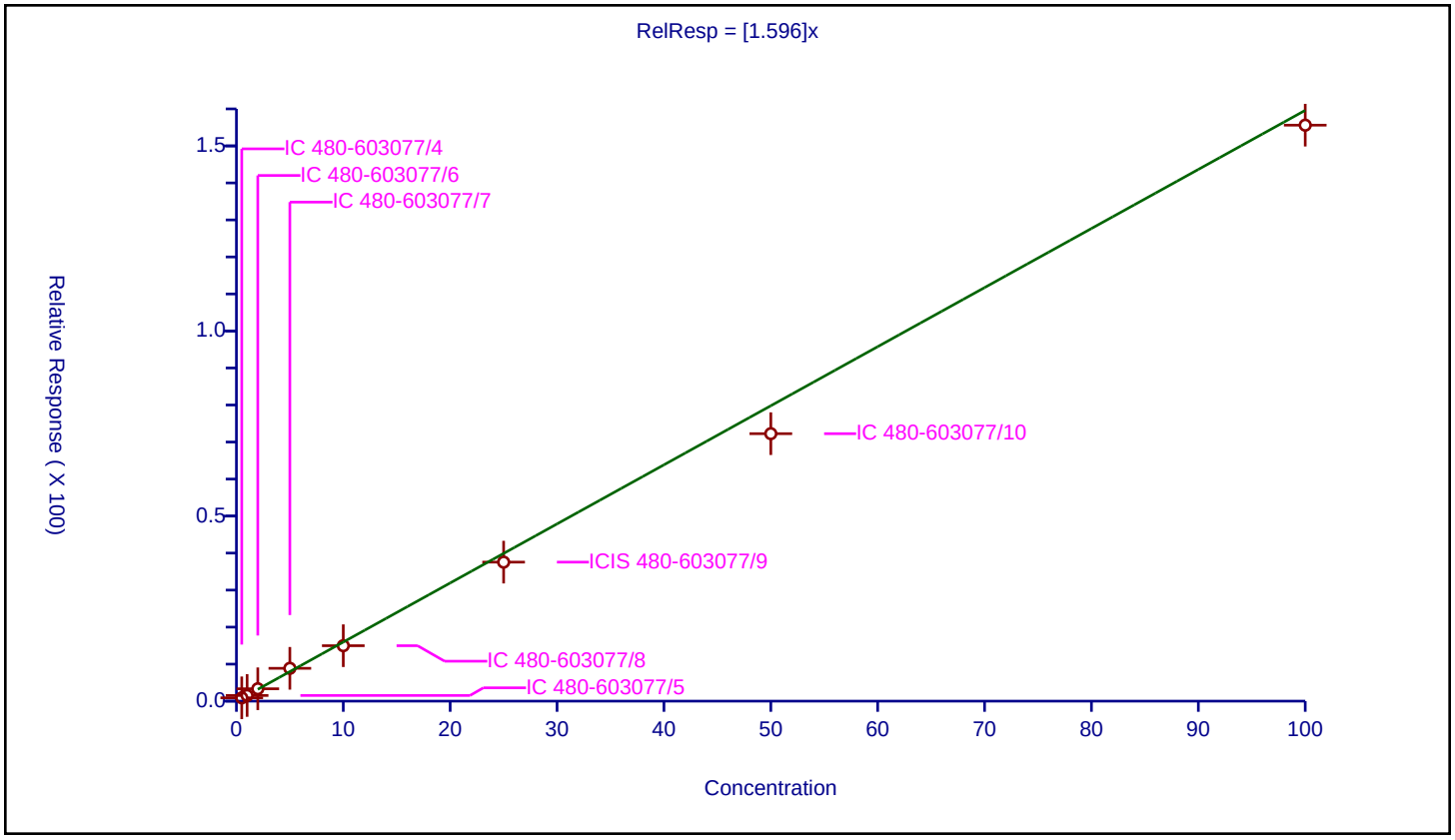

Calibration / cis-1,2-Dichloroethene

Curve Type:	Average
Weighting:	Conc_Sq
Origin:	Force
Dependency:	Response
Calib Mode:	ISTD
Response Base:	AREA
RF Rounding:	0

Curve Coefficients

Intercept:	0
Slope:	1.858

Error Coefficients

Standard Error:	564000
Relative Standard Error:	4.5
Correlation Coefficient:	1.000
Coefficient of Determination (Adjusted):	0.997

ID	Level	Concentration	Rel. Resp.	IS Amount	IS Response	RRF	Used
1	IC 480-603077/4	0.5	0.989027	25.0	171330.0	1.978054	Y
2	IC 480-603077/5	1.0	1.937771	25.0	169215.0	1.937771	Y
3	IC 480-603077/6	2.0	3.814088	25.0	175599.0	1.907044	Y
4	IC 480-603077/7	5.0	9.438613	25.0	163586.0	1.887723	Y
5	IC 480-603077/8	10.0	17.387624	25.0	178085.0	1.738762	Y
6	ICIS 480-603077/9	25.0	45.761797	25.0	179339.0	1.830472	Y
7	IC 480-603077/10	50.0	88.731977	25.0	185454.0	1.77464	Y
8	IC 480-603077/11	100.0	180.928466	25.0	178558.0	1.809285	Y

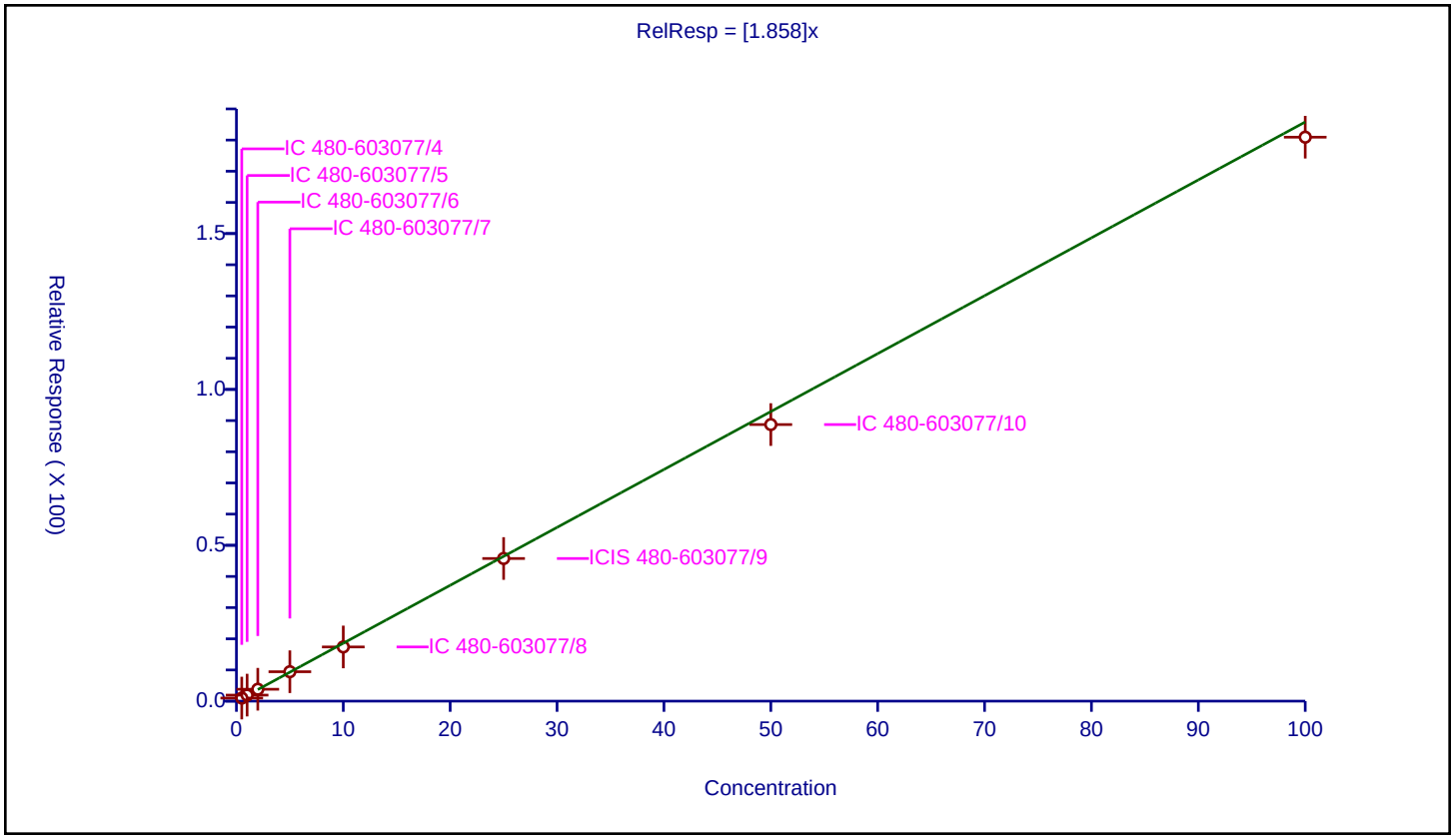

Calibration / 2-Butanone (MEK)

Curve Type:	Average
Weighting:	Conc_Sq
Origin:	Force
Dependency:	Response
Calib Mode:	ISTD
Response Base:	AREA
RF Rounding:	0

Curve Coefficients

Intercept:	0
Slope:	1.563

Error Coefficients

Standard Error:	2560000
Relative Standard Error:	11.0
Correlation Coefficient:	1.000
Coefficient of Determination (Adjusted):	0.983

ID	Level	Concentration	Rel. Resp.	IS Amount	IS Response	RRF	Used
1	IC 480-603077/4	2.5	4.674605	25.0	171330.0	1.869842	Y
2	IC 480-603077/5	5.0	6.394528	25.0	169215.0	1.278906	Y
3	IC 480-603077/6	10.0	15.855016	25.0	175599.0	1.585502	Y
4	IC 480-603077/7	25.0	35.332791	25.0	163586.0	1.413312	Y
5	IC 480-603077/8	50.0	78.173625	25.0	178085.0	1.563472	Y
6	ICIS 480-603077/9	125.0	195.578904	25.0	179339.0	1.564631	Y
7	IC 480-603077/10	250.0	391.055868	25.0	185454.0	1.564223	Y
8	IC 480-603077/11	500.0	830.776974	25.0	178558.0	1.661554	Y

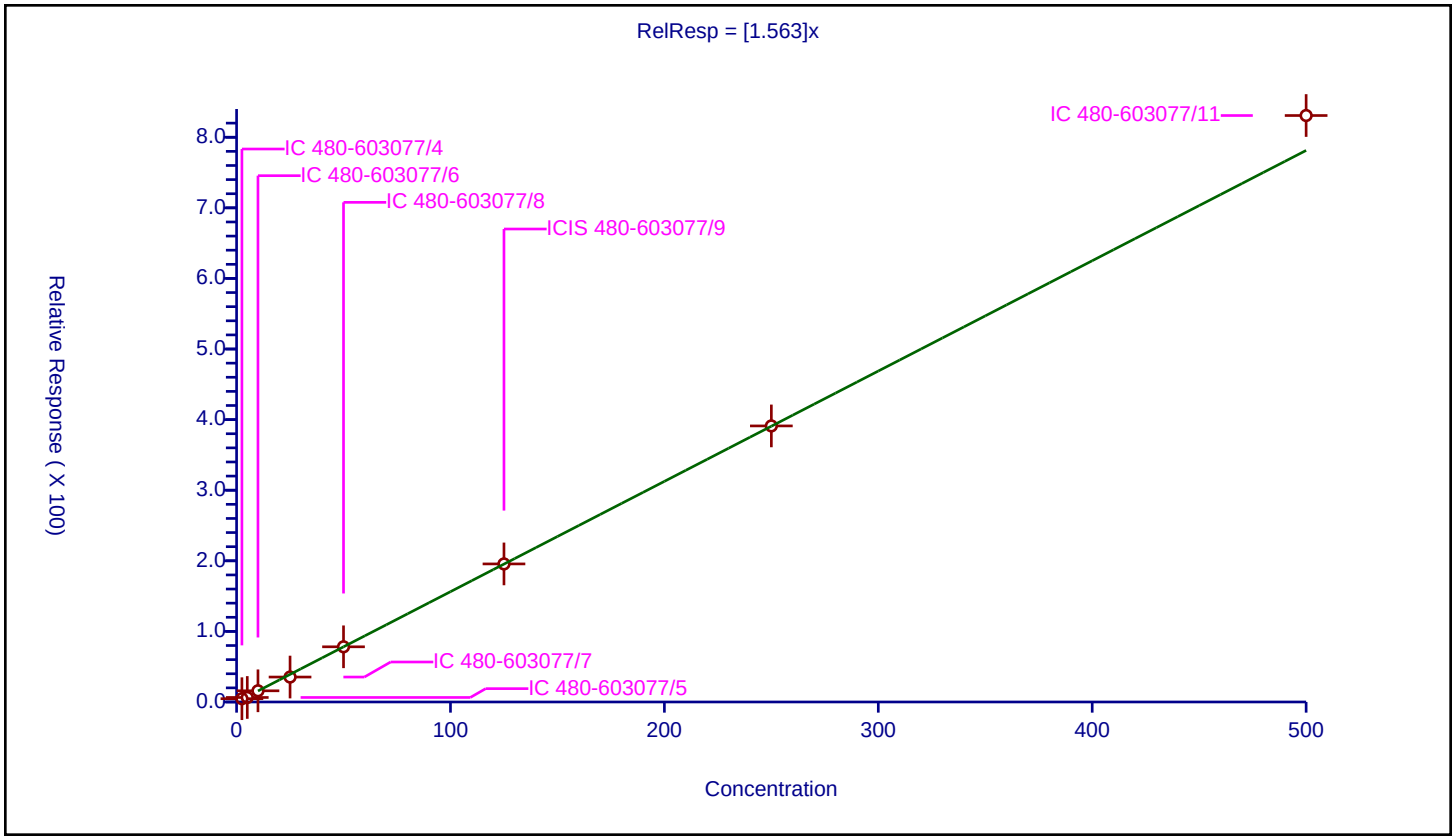

Calibration / Chlorobromomethane

Curve Type:	Average
Weighting:	Conc_Sq
Origin:	Force
Dependency:	Response
Calib Mode:	ISTD
Response Base:	AREA
RF Rounding:	0

Curve Coefficients

Intercept:	0
Slope:	0.9266

Error Coefficients

Standard Error:	284000
Relative Standard Error:	6.2
Correlation Coefficient:	1.000
Coefficient of Determination (Adjusted):	0.994

ID	Level	Concentration	Rel. Resp.	IS Amount	IS Response	RRF	Used
1	IC 480-603077/4	0.5	0.483278	25.0	171330.0	0.966556	Y
2	IC 480-603077/5	1.0	1.050439	25.0	169215.0	1.050439	Y
3	IC 480-603077/6	2.0	1.766952	25.0	175599.0	0.883476	Y
4	IC 480-603077/7	5.0	4.668492	25.0	163586.0	0.933698	Y
5	IC 480-603077/8	10.0	8.890979	25.0	178085.0	0.889098	Y
6	ICIS 480-603077/9	25.0	22.282103	25.0	179339.0	0.891284	Y
7	IC 480-603077/10	50.0	44.354126	25.0	185454.0	0.887083	Y
8	IC 480-603077/11	100.0	91.149094	25.0	178558.0	0.911491	Y

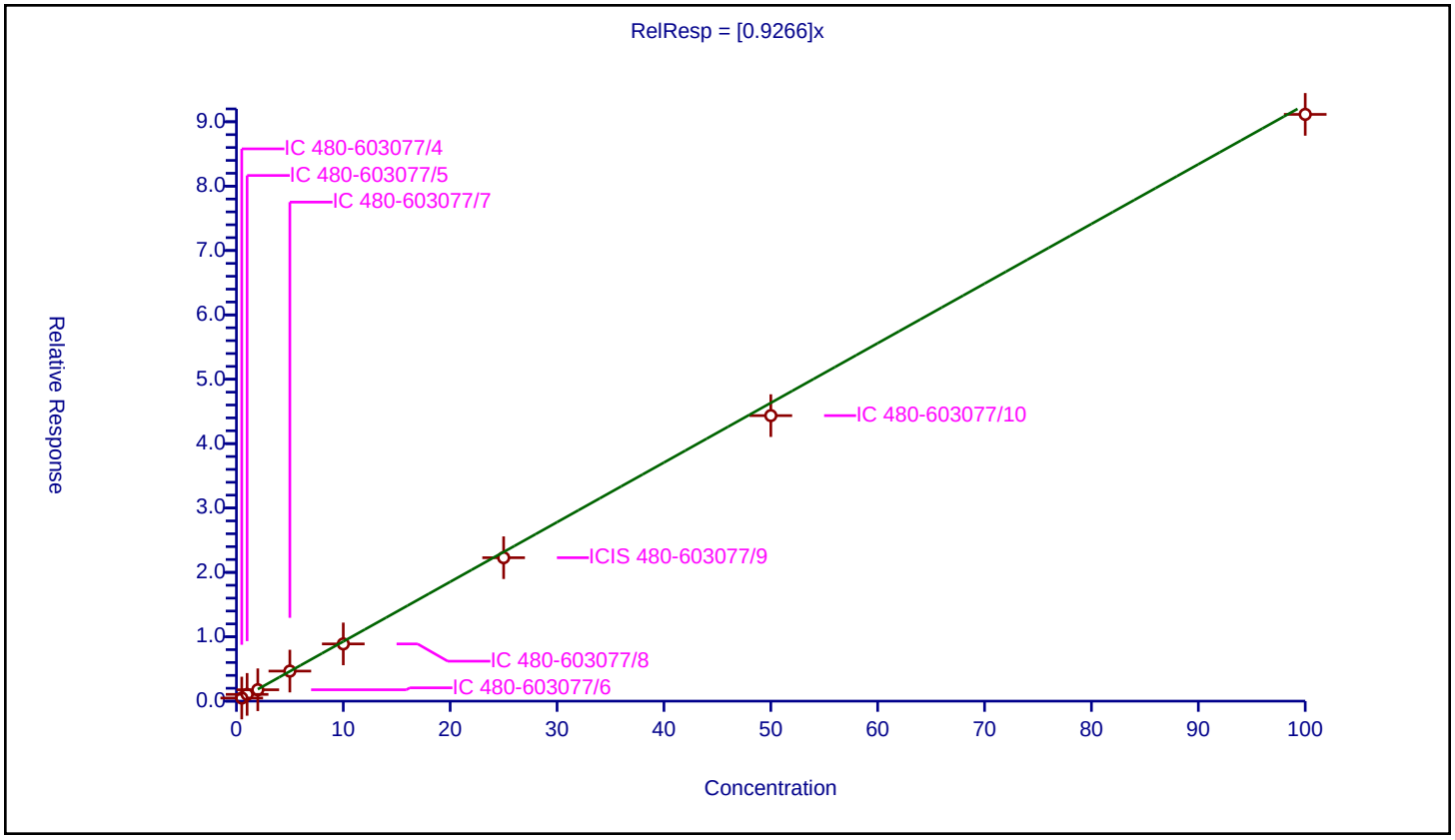

Calibration / Tetrahydrofuran

Curve Type:	Average
Weighting:	Conc_Sq
Origin:	Force
Dependency:	Response
Calib Mode:	ISTD
Response Base:	AREA
RF Rounding:	0

Curve Coefficients

Intercept:	0
Slope:	1.088

Error Coefficients

Standard Error:	665000
Relative Standard Error:	5.8
Correlation Coefficient:	1.000
Coefficient of Determination (Adjusted):	0.995

ID	Level	Concentration	Rel. Resp.	IS Amount	IS Response	RRF	Used
1	IC 480-603077/4	1.0	1.209508	25.0	171330.0	1.209508	Y
2	IC 480-603077/5	2.0	2.275507	25.0	169215.0	1.137754	Y
3	IC 480-603077/6	4.0	4.457742	25.0	175599.0	1.114435	Y
4	IC 480-603077/7	10.0	10.669006	25.0	163586.0	1.066901	Y
5	IC 480-603077/8	20.0	20.532892	25.0	178085.0	1.026645	Y
6	ICIS 480-603077/9	50.0	52.245329	25.0	179339.0	1.044907	Y
7	IC 480-603077/10	100.0	103.06936	25.0	185454.0	1.030694	Y
8	IC 480-603077/11	200.0	214.371241	25.0	178558.0	1.071856	Y

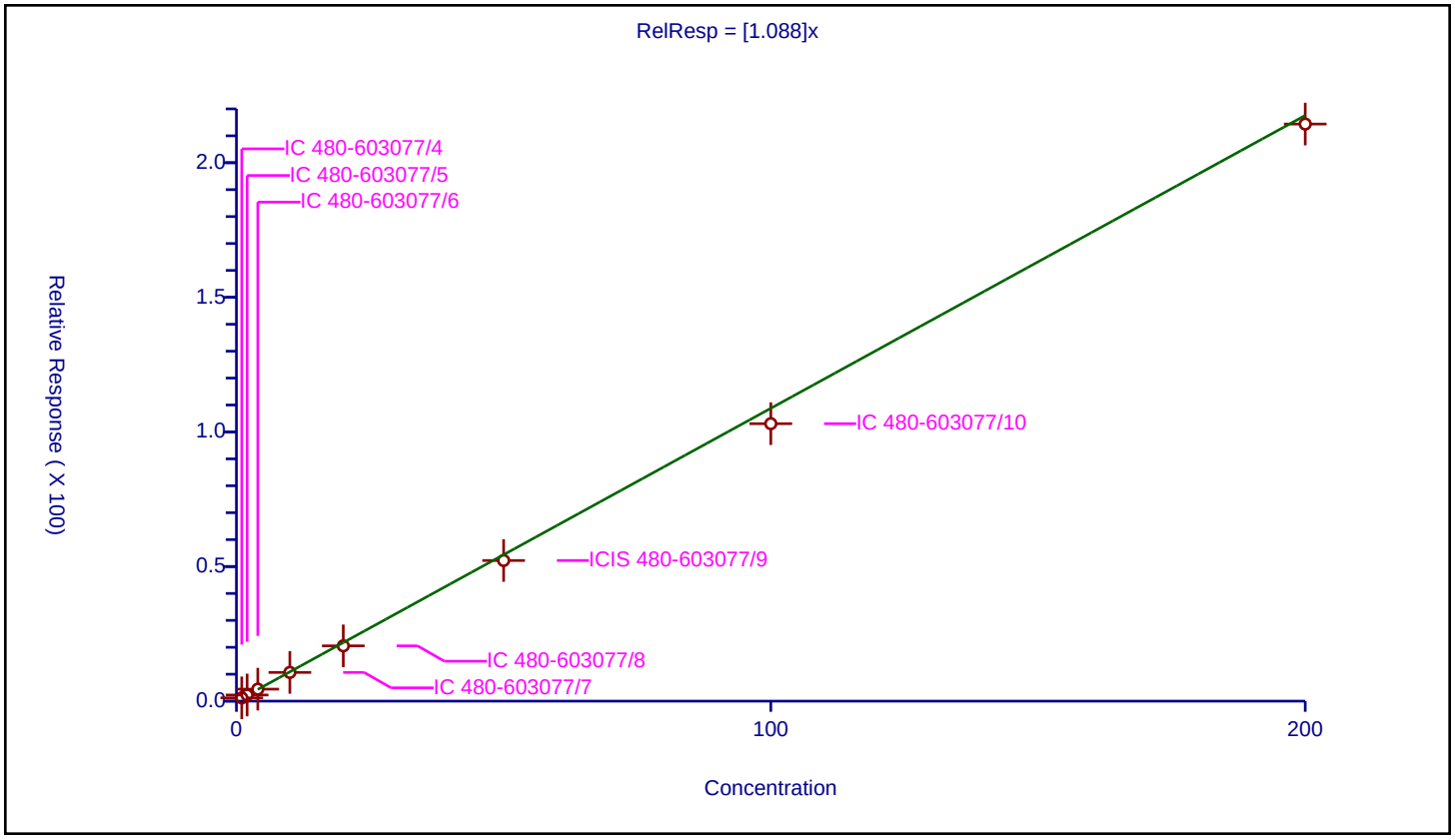

Calibration / Chloroform

Curve Type:	Average
Weighting:	Conc_Sq
Origin:	Force
Dependency:	Response
Calib Mode:	ISTD
Response Base:	AREA
RF Rounding:	0

Curve Coefficients

Intercept:	0
Slope:	3.068

Error Coefficients

Standard Error:	935000
Relative Standard Error:	10.2
Correlation Coefficient:	1.000
Coefficient of Determination (Adjusted):	0.984

ID	Level	Concentration	Rel. Resp.	IS Amount	IS Response	RRF	Used
1	IC 480-603077/4	0.5	1.898529	25.0	171330.0	3.797058	Y
2	IC 480-603077/5	1.0	2.796886	25.0	169215.0	2.796886	Y
3	IC 480-603077/6	2.0	6.310685	25.0	175599.0	3.155343	Y
4	IC 480-603077/7	5.0	15.1888	25.0	163586.0	3.03776	Y
5	IC 480-603077/8	10.0	28.555184	25.0	178085.0	2.855518	Y
6	ICIS 480-603077/9	25.0	74.068524	25.0	179339.0	2.962741	Y
7	IC 480-603077/10	50.0	146.638789	25.0	185454.0	2.932776	Y
8	IC 480-603077/11	100.0	300.552062	25.0	178558.0	3.005521	Y

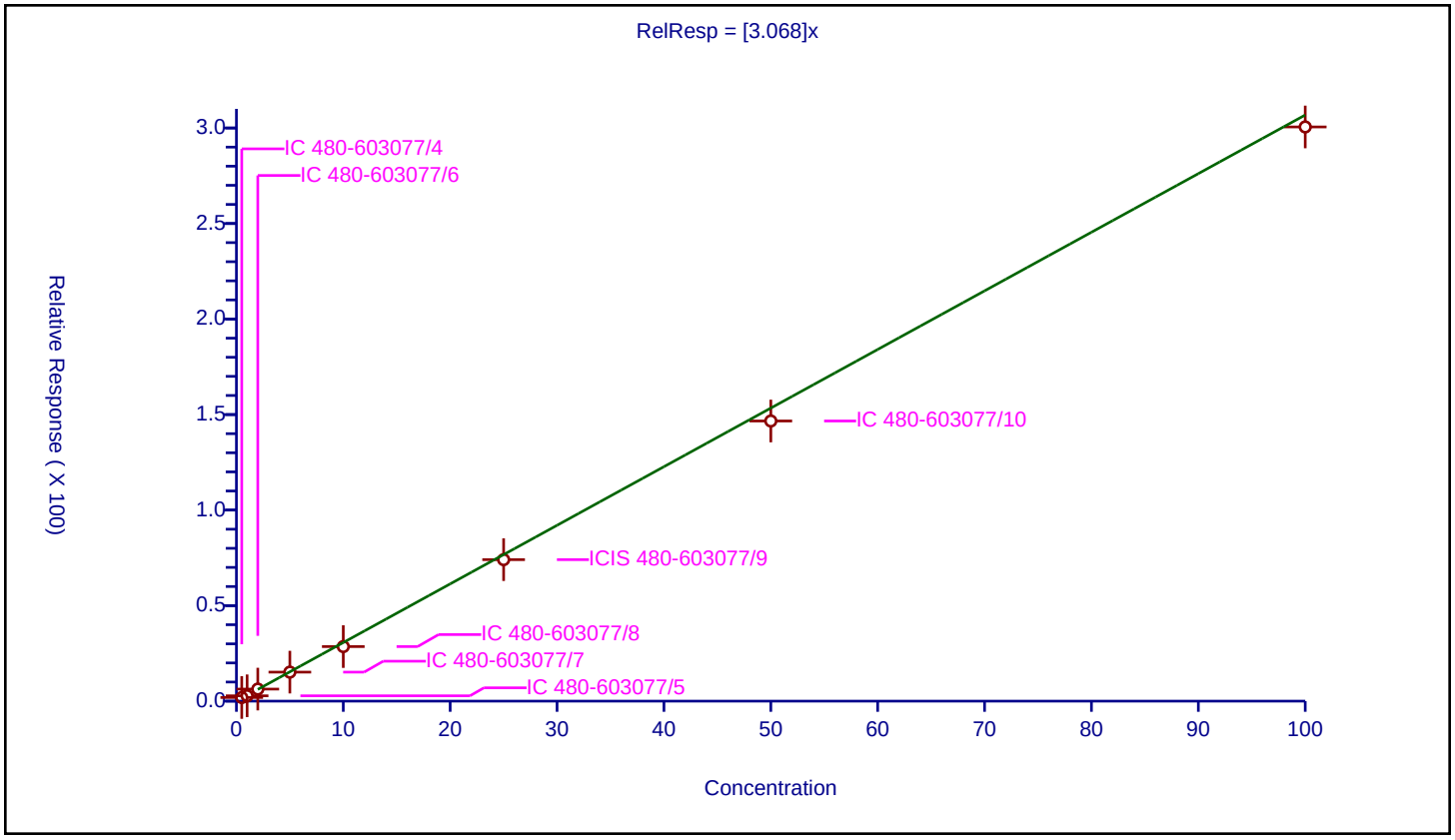

Calibration / 1,1,1-Trichloroethane

Curve Type:	Average
Weighting:	Conc_Sq
Origin:	Force
Dependency:	Response
Calib Mode:	ISTD
Response Base:	AREA
RF Rounding:	0

Curve Coefficients

Intercept:	0
Slope:	2.544

Error Coefficients

Standard Error:	828000
Relative Standard Error:	4.8
Correlation Coefficient:	1.000
Coefficient of Determination (Adjusted):	0.997

ID	Level	Concentration	Rel. Resp.	IS Amount	IS Response	RRF	Used
1	IC 480-603077/4	0.5	1.297788	25.0	171330.0	2.595576	Y
2	IC 480-603077/5	1.0	2.423544	25.0	169215.0	2.423544	Y
3	IC 480-603077/6	2.0	4.971839	25.0	175599.0	2.48592	Y
4	IC 480-603077/7	5.0	13.164177	25.0	163586.0	2.632835	Y
5	IC 480-603077/8	10.0	23.259679	25.0	178085.0	2.325968	Y
6	ICIS 480-603077/9	25.0	66.385449	25.0	179339.0	2.655418	Y
7	IC 480-603077/10	50.0	128.55479	25.0	185454.0	2.571096	Y
8	IC 480-603077/11	100.0	266.501641	25.0	178558.0	2.665016	Y

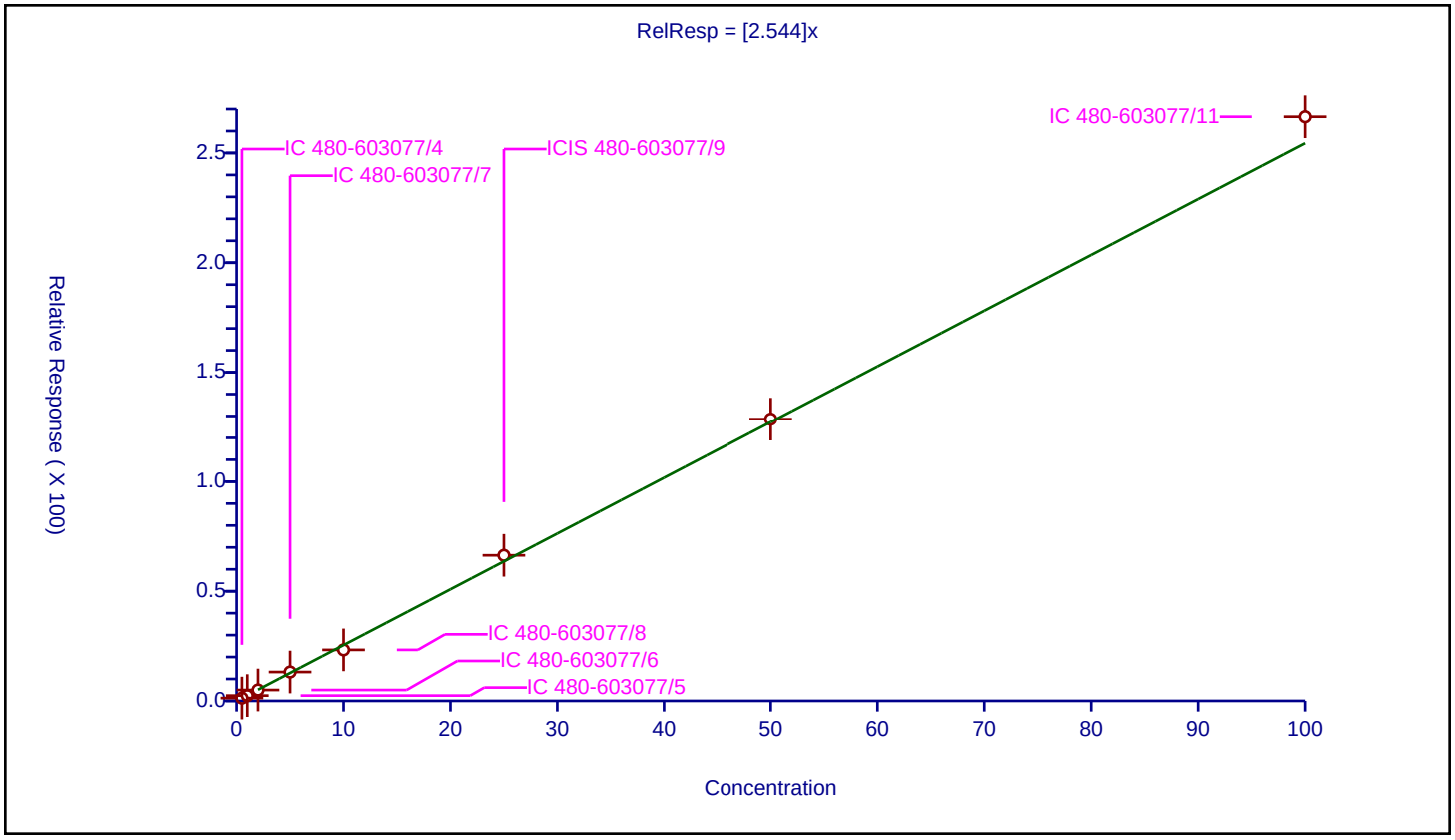

Calibration / Cyclohexane

Curve Type:	Average
Weighting:	Conc_Sq
Origin:	Force
Dependency:	Response
Calib Mode:	ISTD
Response Base:	AREA
RF Rounding:	0

Curve Coefficients

Intercept:	0
Slope:	3.828

Error Coefficients

Standard Error:	1320000
Relative Standard Error:	10.3
Correlation Coefficient:	0.999
Coefficient of Determination (Adjusted):	0.987

ID	Level	Concentration	Rel. Resp.	IS Amount	IS Response	RRF	Used
1	IC 480-603077/4	0.5	1.691035	25.0	171330.0	3.38207	Y
2	IC 480-603077/5	1.0	3.407943	25.0	169215.0	3.407943	Y
3	IC 480-603077/6	2.0	7.331477	25.0	175599.0	3.665738	Y
4	IC 480-603077/7	5.0	18.780336	25.0	163586.0	3.756067	Y
5	IC 480-603077/8	10.0	35.894236	25.0	178085.0	3.589424	Y
6	ICIS 480-603077/9	25.0	109.561501	25.0	179339.0	4.38246	Y
7	IC 480-603077/10	50.0	213.196399	25.0	185454.0	4.263928	Y
8	IC 480-603077/11	100.0	417.964751	25.0	178558.0	4.179648	Y

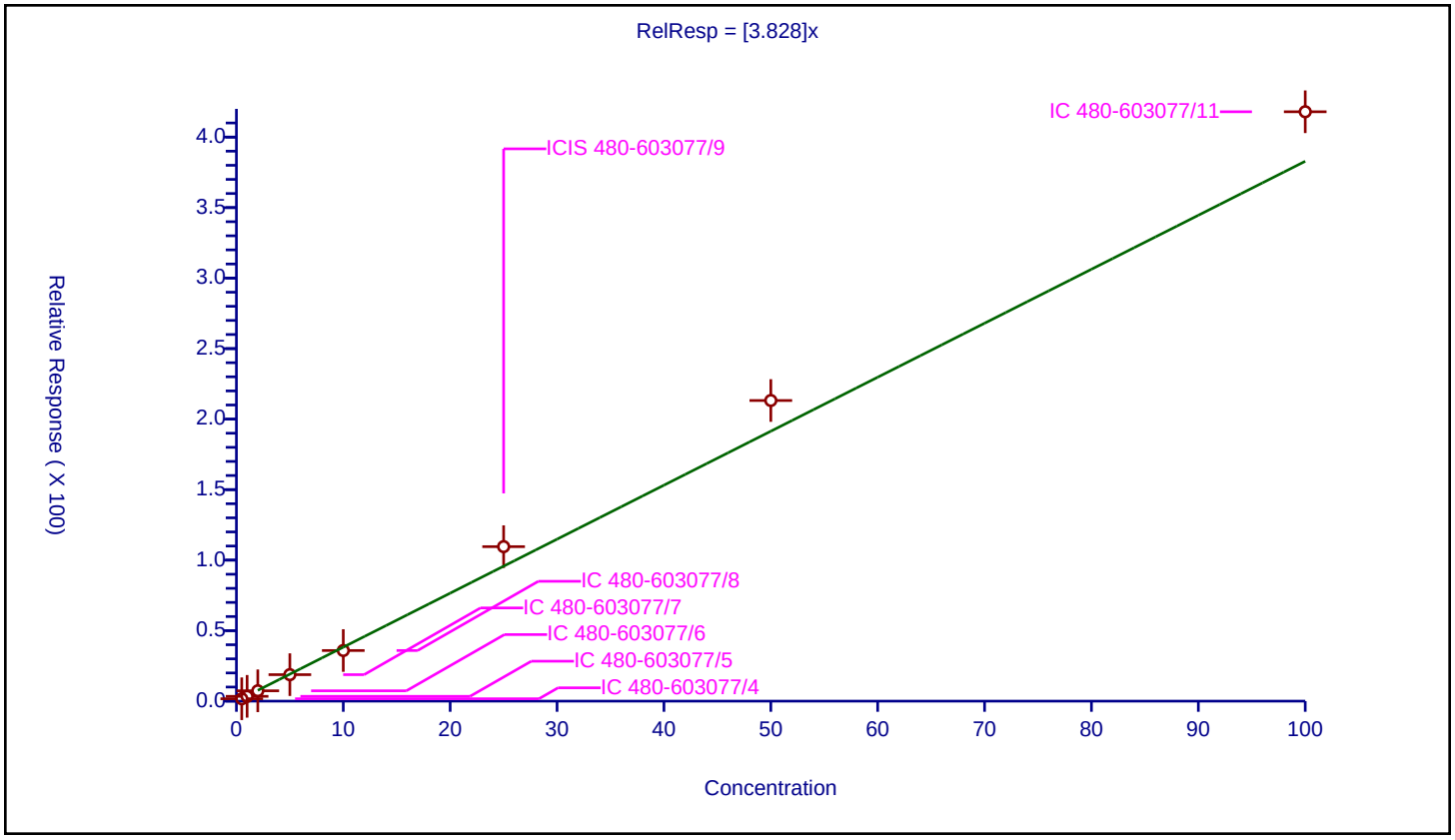

Calibration / Dibromofluoromethane (Surr)

Curve Type:	Average
Weighting:	Conc_Sq
Origin:	Force
Dependency:	Response
Calib Mode:	ISTD
Response Base:	AREA
RF Rounding:	0

Curve Coefficients

Intercept:	0
Slope:	1.246

Error Coefficients

Standard Error:	233000
Relative Standard Error:	2.9
Correlation Coefficient:	NA
Coefficient of Determination (Adjusted):	0

ID	Level	Concentration	Rel. Resp.	IS Amount	IS Response	RRF	Used
1	IC 480-603077/4	25.0	31.23125	25.0	171330.0	1.24925	Y
2	IC 480-603077/5	25.0	32.17268	25.0	169215.0	1.286907	Y
3	IC 480-603077/6	25.0	30.64952	25.0	175599.0	1.225981	Y
4	IC 480-603077/7	25.0	32.652703	25.0	163586.0	1.306108	Y
5	IC 480-603077/8	25.0	30.497936	25.0	178085.0	1.219917	Y
6	ICIS 480-603077/9	25.0	30.034878	25.0	179339.0	1.201395	Y
7	IC 480-603077/10	25.0	30.543693	25.0	185454.0	1.221748	Y
8	IC 480-603077/11	25.0	31.494388	25.0	178558.0	1.259776	Y

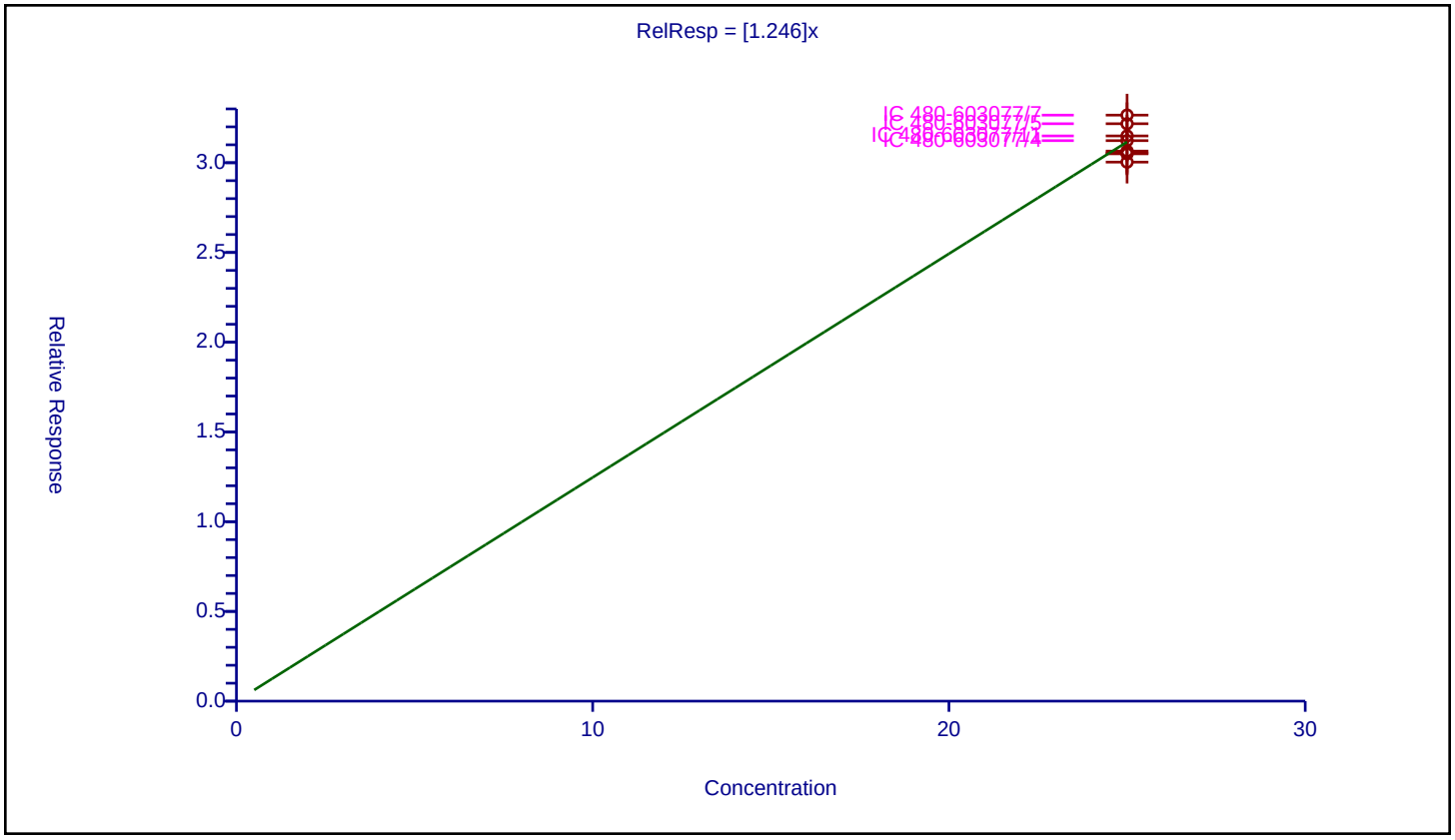

Calibration / Carbon tetrachloride

Curve Type:	Average
Weighting:	Conc_Sq
Origin:	Force
Dependency:	Response
Calib Mode:	ISTD
Response Base:	AREA
RF Rounding:	0

Curve Coefficients

Intercept:	0
Slope:	1.952

Error Coefficients

Standard Error:	683000
Relative Standard Error:	10.7
Correlation Coefficient:	1.000
Coefficient of Determination (Adjusted):	0.986

ID	Level	Concentration	Rel. Resp.	IS Amount	IS Response	RRF	Used
1	IC 480-603077/4	0.5	0.915631	25.0	171330.0	1.831261	Y
2	IC 480-603077/5	1.0	1.578465	25.0	169215.0	1.578465	Y
3	IC 480-603077/6	2.0	3.664599	25.0	175599.0	1.8323	Y
4	IC 480-603077/7	5.0	10.226731	25.0	163586.0	2.045346	Y
5	IC 480-603077/8	10.0	18.775164	25.0	178085.0	1.877516	Y
6	ICIS 480-603077/9	25.0	53.039495	25.0	179339.0	2.12158	Y
7	IC 480-603077/10	50.0	105.995152	25.0	185454.0	2.119903	Y
8	IC 480-603077/11	100.0	220.652953	25.0	178558.0	2.20653	Y

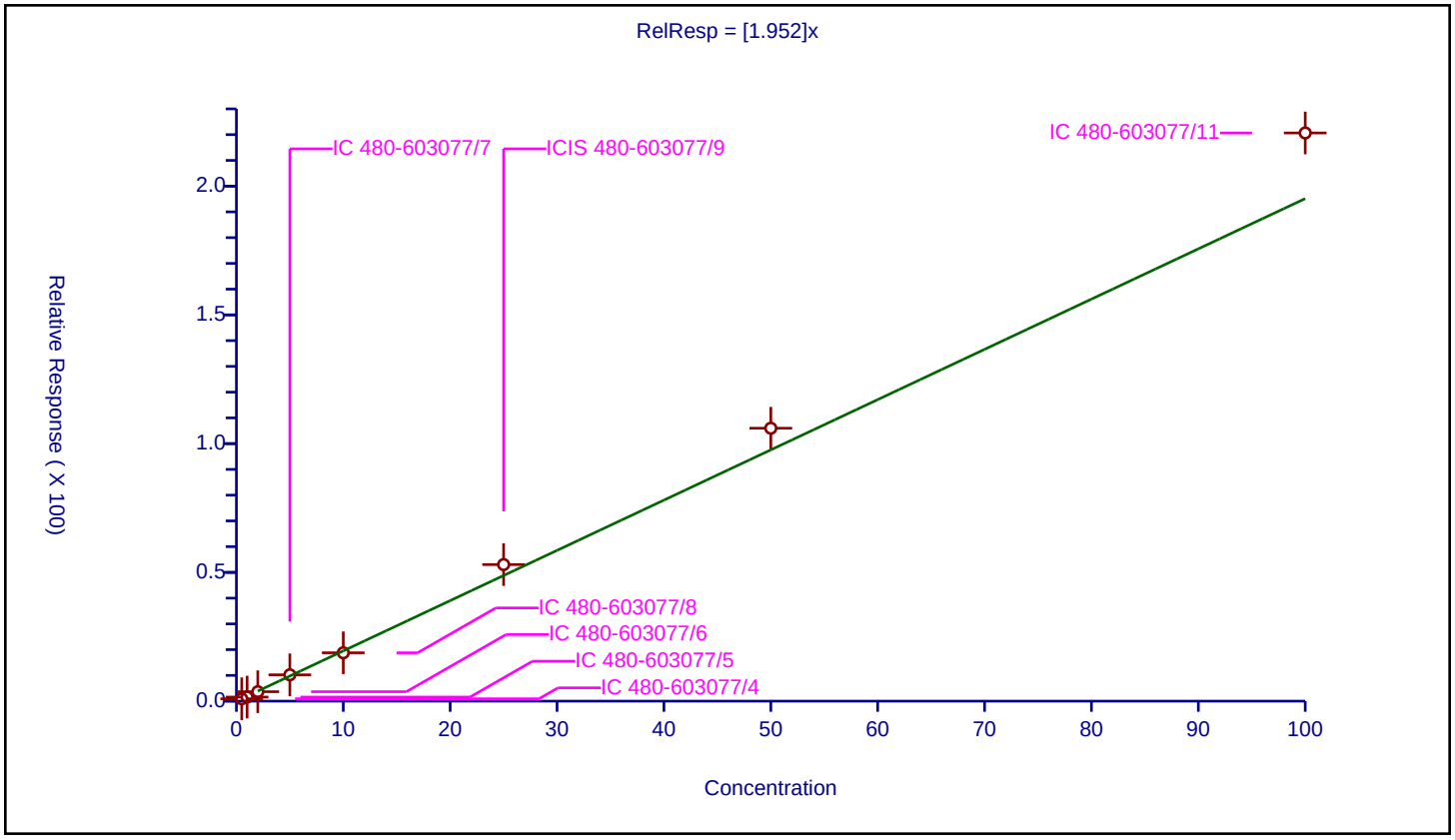

Calibration / 1,1-Dichloropropene

Curve Type:	Average
Weighting:	Conc_Sq
Origin:	Force
Dependency:	Response
Calib Mode:	ISTD
Response Base:	AREA
RF Rounding:	0

Curve Coefficients

Intercept:	0
Slope:	2.328

Error Coefficients

Standard Error:	771000
Relative Standard Error:	4.8
Correlation Coefficient:	1.000
Coefficient of Determination (Adjusted):	0.997

ID	Level	Concentration	Rel. Resp.	IS Amount	IS Response	RRF	Used
1	IC 480-603077/4	0.5	1.176968	25.0	171330.0	2.353937	Y
2	IC 480-603077/5	1.0	2.19558	25.0	169215.0	2.19558	Y
3	IC 480-603077/6	2.0	4.393675	25.0	175599.0	2.196838	Y
4	IC 480-603077/7	5.0	11.59054	25.0	163586.0	2.318108	Y
5	IC 480-603077/8	10.0	22.254682	25.0	178085.0	2.225468	Y
6	ICIS 480-603077/9	25.0	60.904488	25.0	179339.0	2.43618	Y
7	IC 480-603077/10	50.0	120.661862	25.0	185454.0	2.413237	Y
8	IC 480-603077/11	100.0	248.078776	25.0	178558.0	2.480788	Y

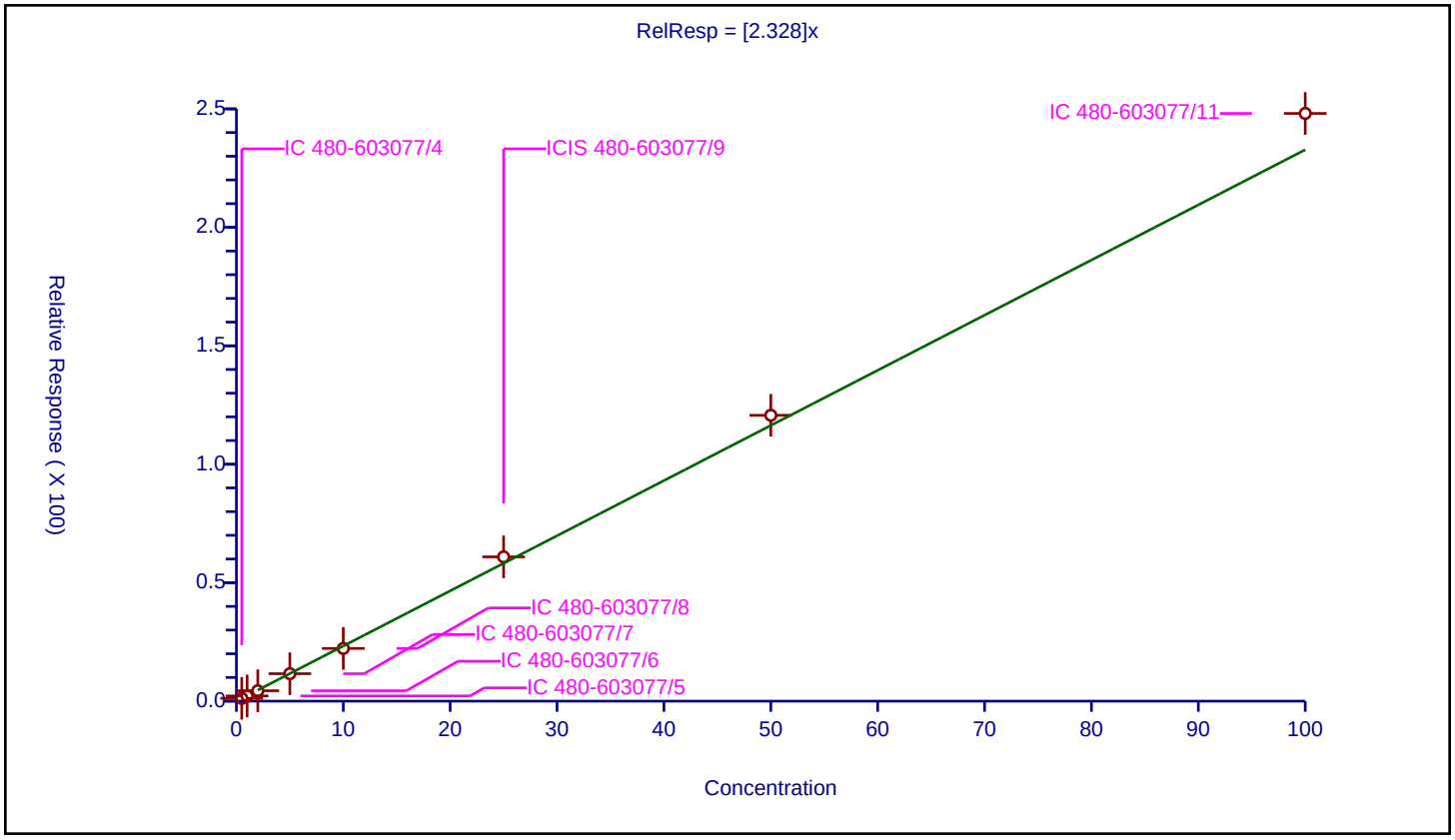

Calibration / Benzene

Curve Type:	Average
Weighting:	Conc_Sq
Origin:	Force
Dependency:	Response
Calib Mode:	ISTD
Response Base:	AREA
RF Rounding:	0

Curve Coefficients

Intercept:	0
Slope:	6.892

Error Coefficients

Standard Error:	2220000
Relative Standard Error:	3.9
Correlation Coefficient:	1.000
Coefficient of Determination (Adjusted):	0.998

ID	Level	Concentration	Rel. Resp.	IS Amount	IS Response	RRF	Used
1	IC 480-603077/4	0.5	3.675947	25.0	171330.0	7.351894	Y
2	IC 480-603077/5	1.0	6.641846	25.0	169215.0	6.641846	Y
3	IC 480-603077/6	2.0	13.951247	25.0	175599.0	6.975623	Y
4	IC 480-603077/7	5.0	33.746775	25.0	163586.0	6.749355	Y
5	IC 480-603077/8	10.0	65.134767	25.0	178085.0	6.513477	Y
6	ICIS 480-603077/9	25.0	172.05711	25.0	179339.0	6.882284	Y
7	IC 480-603077/10	50.0	343.402272	25.0	185454.0	6.868045	Y
8	IC 480-603077/11	100.0	715.255967	25.0	178558.0	7.15256	Y

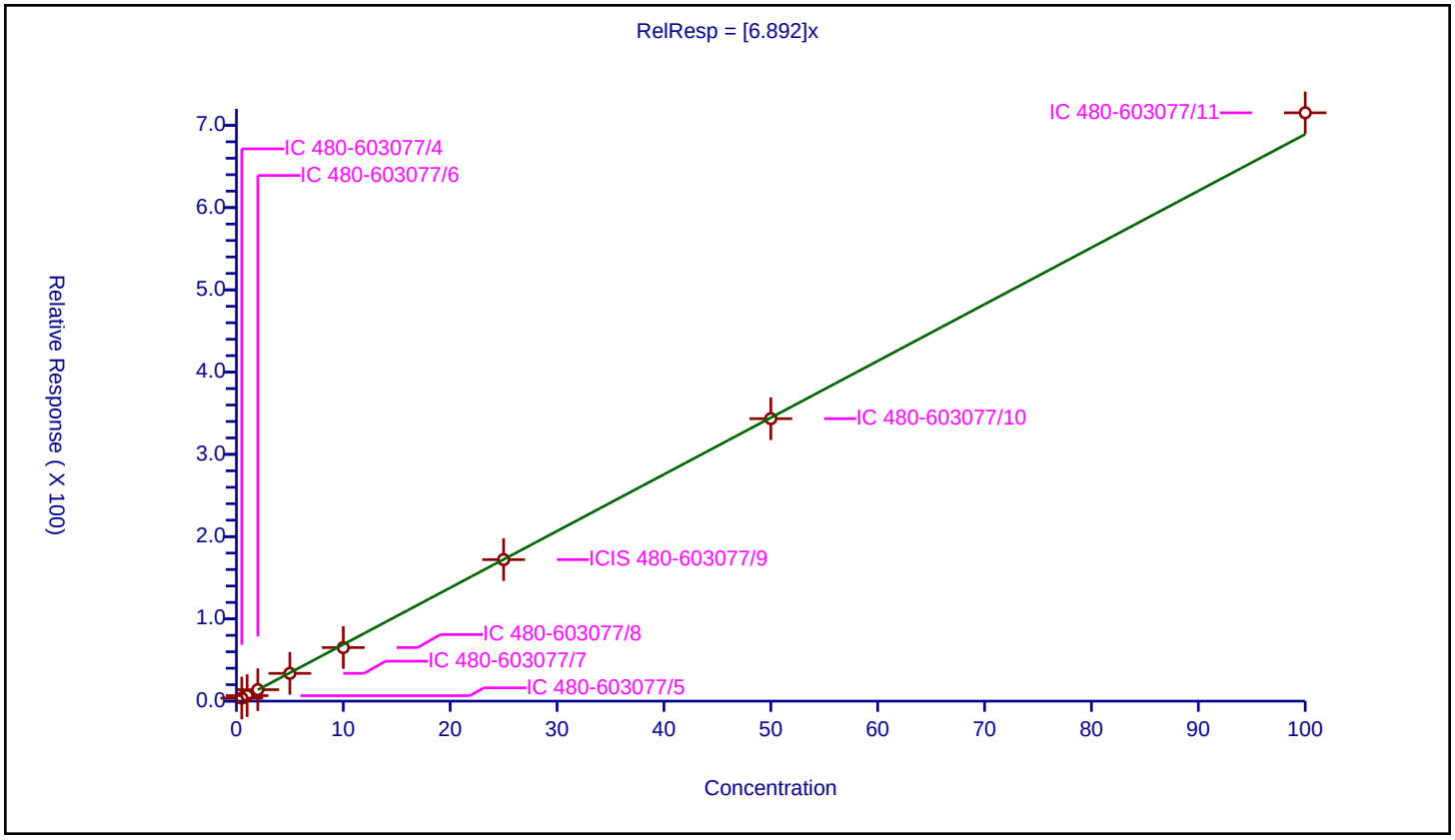

Calibration / 1,2-Dichloroethane-d4 (Surr)

Curve Type:	Average
Weighting:	Conc_Sq
Origin:	Force
Dependency:	Response
Calib Mode:	ISTD
Response Base:	AREA
RF Rounding:	0

Curve Coefficients

Intercept:	0
Slope:	0.8783

Error Coefficients

Standard Error:	164000
Relative Standard Error:	3.6
Correlation Coefficient:	NA
Coefficient of Determination (Adjusted):	0.000000000000000111

ID	Level	Concentration	Rel. Resp.	IS Amount	IS Response	RRF	Used
1	IC 480-603077/4	25.0	22.184089	25.0	171330.0	0.887364	Y
2	IC 480-603077/5	25.0	22.830571	25.0	169215.0	0.913223	Y
3	IC 480-603077/6	25.0	21.729907	25.0	175599.0	0.869196	Y
4	IC 480-603077/7	25.0	23.168395	25.0	163586.0	0.926736	Y
5	IC 480-603077/8	25.0	21.587023	25.0	178085.0	0.863481	Y
6	ICIS 480-603077/9	25.0	21.473439	25.0	179339.0	0.858938	Y
7	IC 480-603077/10	25.0	20.676826	25.0	185454.0	0.827073	Y
8	IC 480-603077/11	25.0	22.011615	25.0	178558.0	0.880465	Y

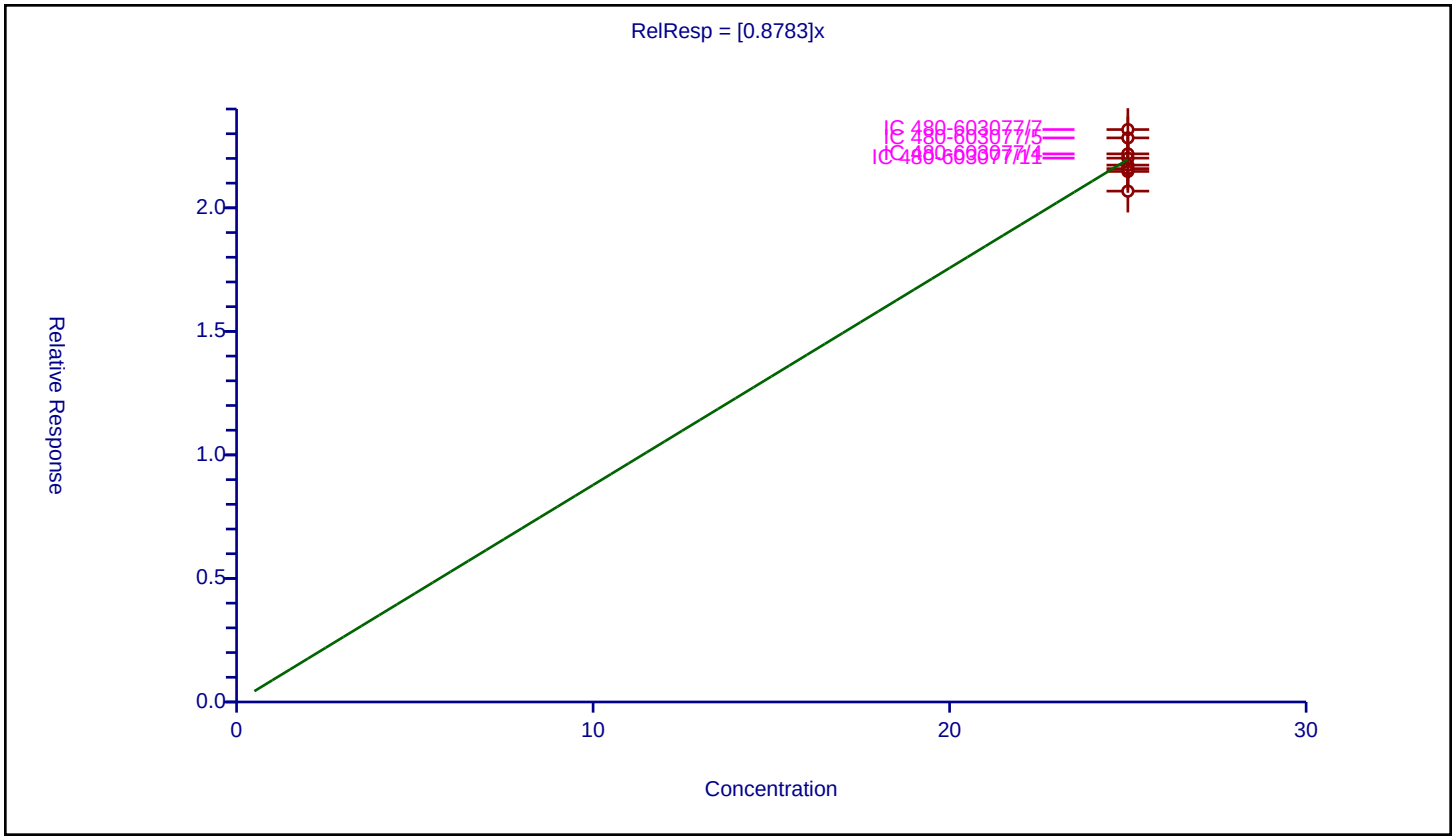

Calibration / Isobutyl alcohol

Curve Type:	Average
Weighting:	Conc_Sq
Origin:	Force
Dependency:	Response
Calib Mode:	ISTD
Response Base:	AREA
RF Rounding:	0

Curve Coefficients

Intercept:	0
Slope:	0.1652

Error Coefficients

Standard Error:	1450000
Relative Standard Error:	9.0
Correlation Coefficient:	1.000
Coefficient of Determination (Adjusted):	0.989

ID	Level	Concentration	Rel. Resp.	IS Amount	IS Response	RRF	Used
1	IC 480-603077/4	12.5	2.011177	25.0	171330.0	0.160894	Y
2	IC 480-603077/5	25.0	4.166888	25.0	169215.0	0.166676	Y
3	IC 480-603077/6	50.0	7.479541	25.0	175599.0	0.149591	Y
4	IC 480-603077/7	125.0	18.762455	25.0	163586.0	0.1501	Y
5	IC 480-603077/8	250.0	37.691271	25.0	178085.0	0.150765	Y
6	ICIS 480-603077/9	625.0	109.197247	25.0	179339.0	0.174716	Y
7	IC 480-603077/10	1250.0	226.387676	25.0	185454.0	0.18111	Y
8	IC 480-603077/11	2500.0	469.662099	25.0	178558.0	0.187865	Y

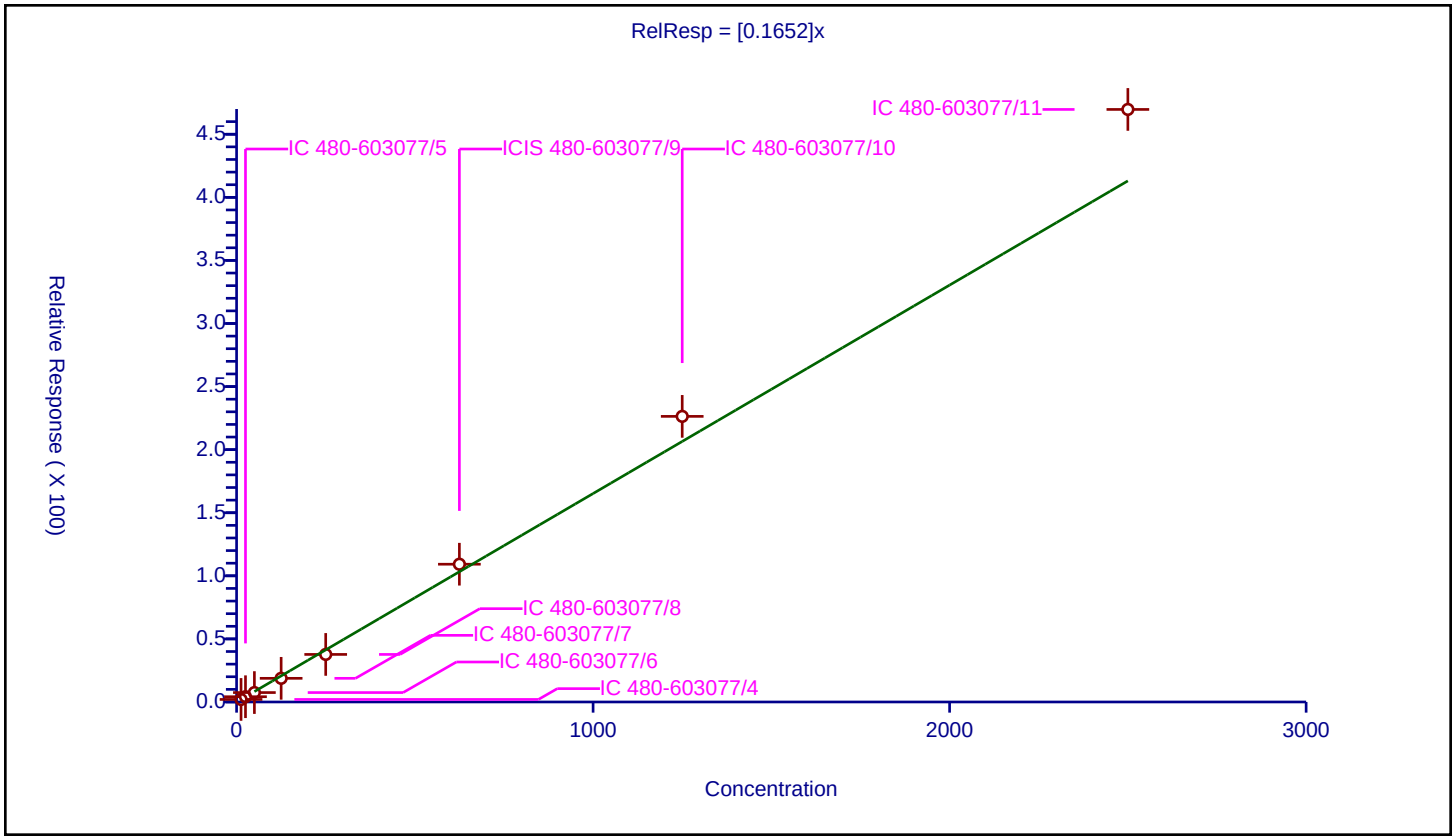

Calibration / 1,2-Dichloroethane

Curve Type:	Average
Weighting:	Conc_Sq
Origin:	Force
Dependency:	Response
Calib Mode:	ISTD
Response Base:	AREA
RF Rounding:	0

Curve Coefficients

Intercept:	0
Slope:	2.995

Error Coefficients

Standard Error:	897000
Relative Standard Error:	11.1
Correlation Coefficient:	1.000
Coefficient of Determination (Adjusted):	0.981

ID	Level	Concentration	Rel. Resp.	IS Amount	IS Response	RRF	Used
1	IC 480-603077/4	0.5	1.889482	25.0	171330.0	3.778965	Y
2	IC 480-603077/5	1.0	2.819638	25.0	169215.0	2.819638	Y
3	IC 480-603077/6	2.0	5.992346	25.0	175599.0	2.996173	Y
4	IC 480-603077/7	5.0	15.315797	25.0	163586.0	3.063159	Y
5	IC 480-603077/8	10.0	27.494315	25.0	178085.0	2.749431	Y
6	ICIS 480-603077/9	25.0	71.531708	25.0	179339.0	2.861268	Y
7	IC 480-603077/10	50.0	140.395866	25.0	185454.0	2.807917	Y
8	IC 480-603077/11	100.0	288.256477	25.0	178558.0	2.882565	Y

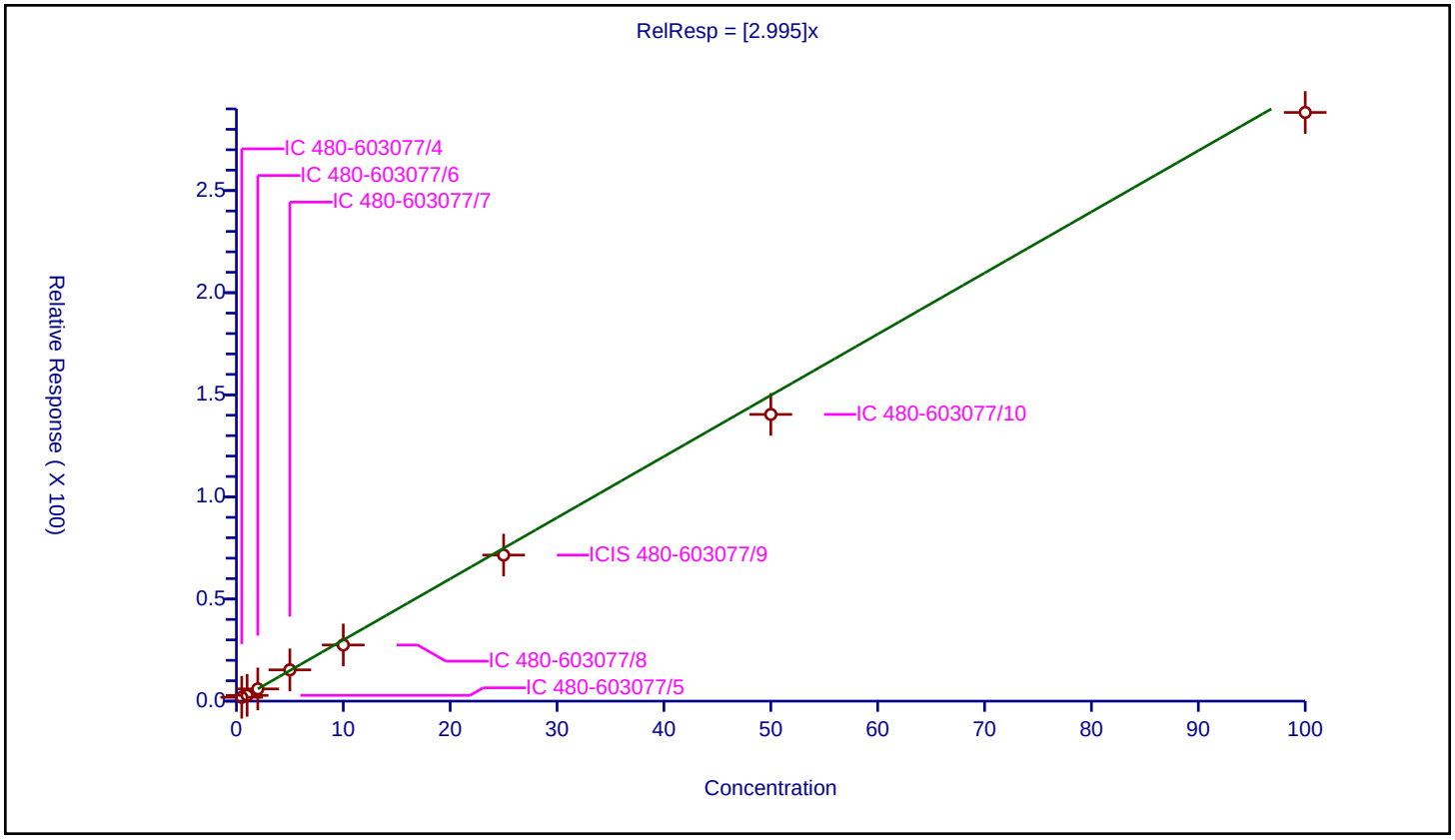

Calibration / n-Heptane

Curve Type:	Average
Weighting:	Conc_Sq
Origin:	Force
Dependency:	Response
Calib Mode:	ISTD
Response Base:	AREA
RF Rounding:	0

Curve Coefficients

Intercept:	0
Slope:	4.038

Error Coefficients

Standard Error:	1280000
Relative Standard Error:	5.4
Correlation Coefficient:	0.999
Coefficient of Determination (Adjusted):	0.996

ID	Level	Concentration	Rel. Resp.	IS Amount	IS Response	RRF	Used
1	IC 480-603077/4	0.5	1.97032	25.0	171330.0	3.940641	Y
2	IC 480-603077/5	1.0	3.850279	25.0	169215.0	3.850279	Y
3	IC 480-603077/6	2.0	8.707766	25.0	175599.0	4.353883	Y
4	IC 480-603077/7	5.0	18.26608	25.0	163586.0	3.653216	Y
5	IC 480-603077/8	10.0	41.297976	25.0	178085.0	4.129798	Y
6	ICIS 480-603077/9	25.0	103.849832	25.0	179339.0	4.153993	Y
7	IC 480-603077/10	50.0	206.871785	25.0	185454.0	4.137436	Y
8	IC 480-603077/11	100.0	408.821643	25.0	178558.0	4.088216	Y

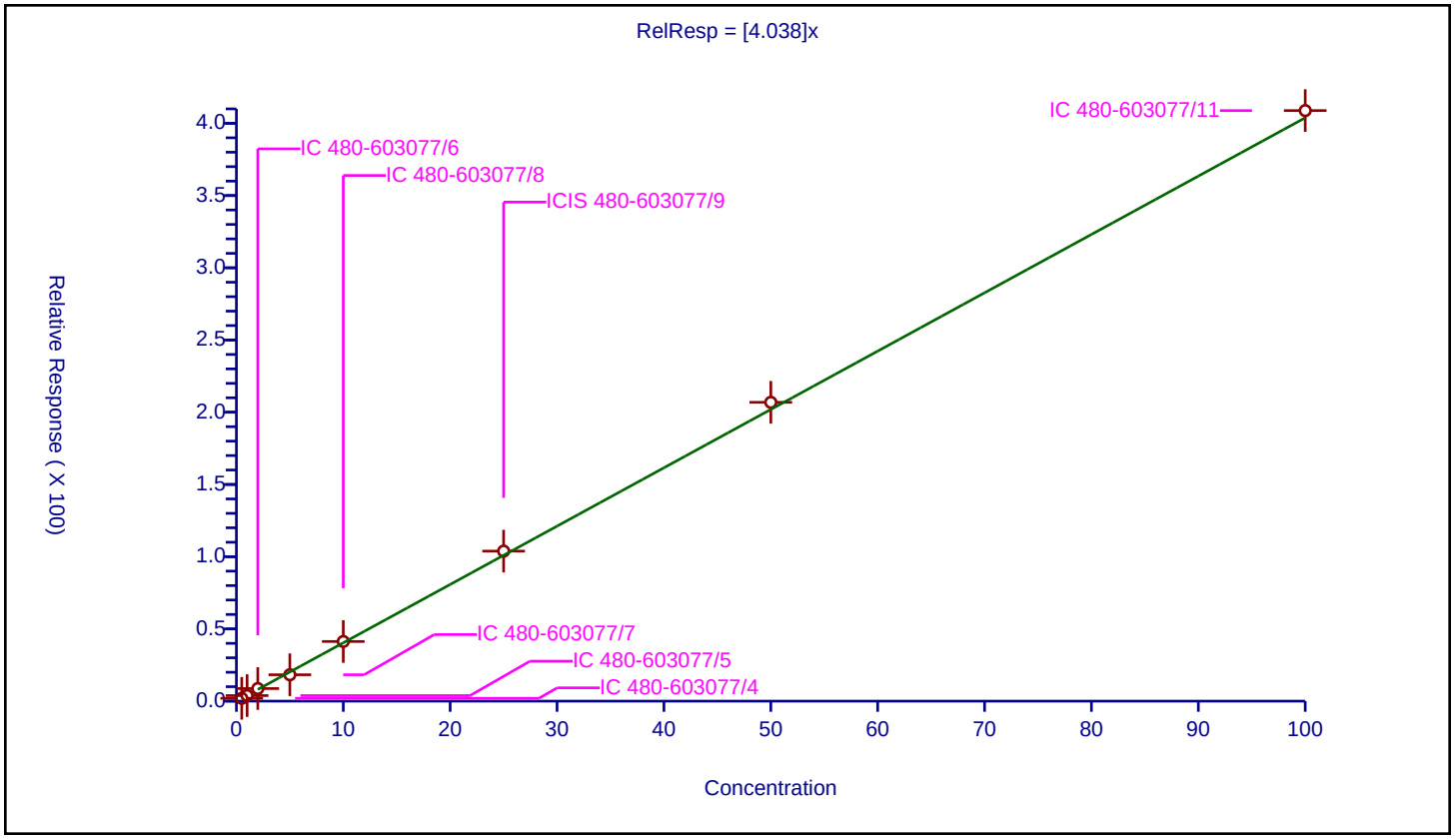

Calibration / Trichloroethene

Curve Type:	Average
Weighting:	Conc_Sq
Origin:	Force
Dependency:	Response
Calib Mode:	ISTD
Response Base:	AREA
RF Rounding:	0

Curve Coefficients

Intercept:	0
Slope:	1.697

Error Coefficients

Standard Error:	554000
Relative Standard Error:	4.7
Correlation Coefficient:	1.000
Coefficient of Determination (Adjusted):	0.997

ID	Level	Concentration	Rel. Resp.	IS Amount	IS Response	RRF	Used
1	IC 480-603077/4	0.5	0.853762	25.0	171330.0	1.707523	Y
2	IC 480-603077/5	1.0	1.657654	25.0	169215.0	1.657654	Y
3	IC 480-603077/6	2.0	3.322342	25.0	175599.0	1.661171	Y
4	IC 480-603077/7	5.0	8.56415	25.0	163586.0	1.71283	Y
5	IC 480-603077/8	10.0	15.389702	25.0	178085.0	1.53897	Y
6	ICIS 480-603077/9	25.0	44.549568	25.0	179339.0	1.781983	Y
7	IC 480-603077/10	50.0	86.691848	25.0	185454.0	1.733837	Y
8	IC 480-603077/11	100.0	178.106834	25.0	178558.0	1.781068	Y

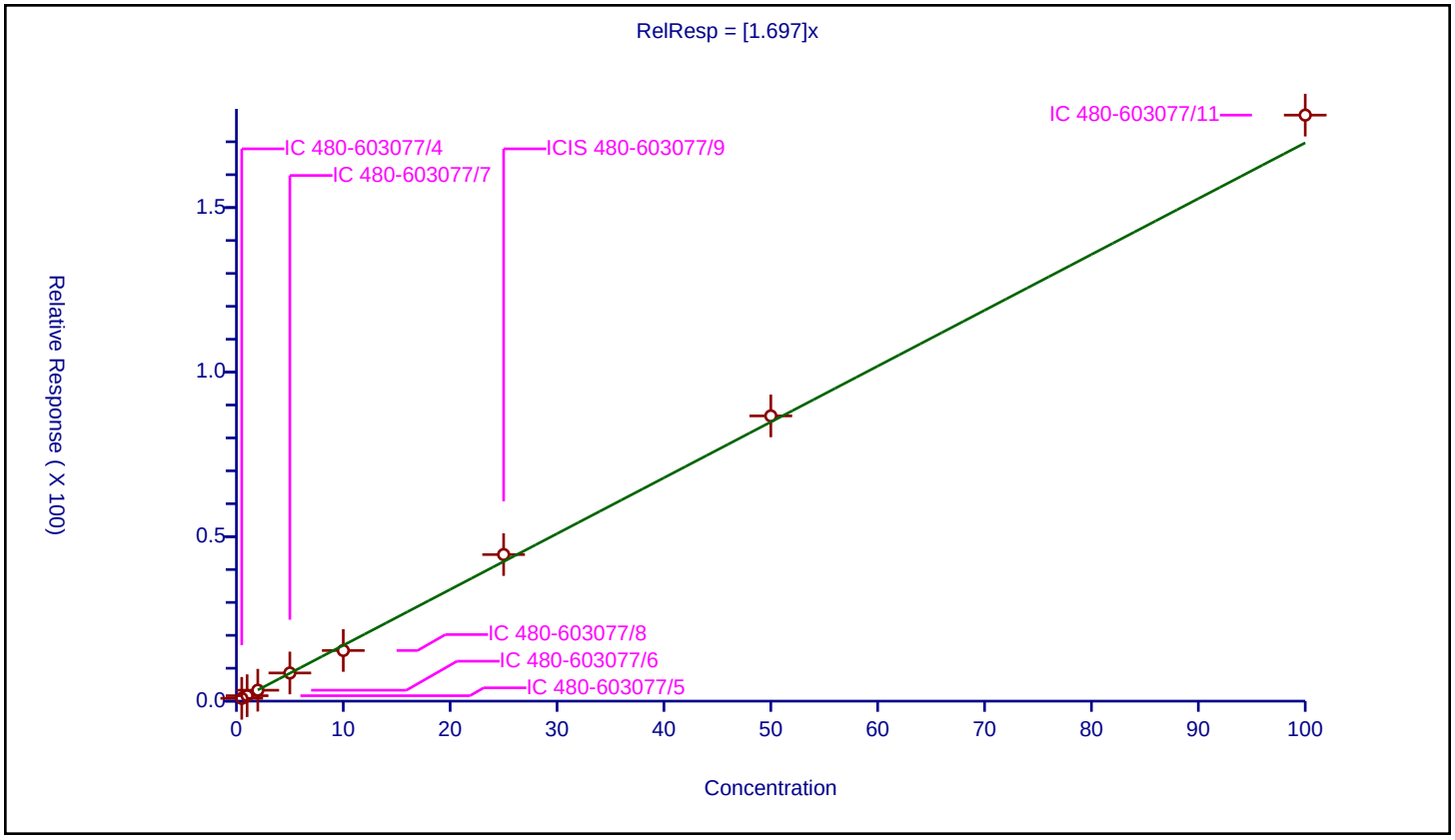

Calibration / Methylcyclohexane

Curve Type:	Average
Weighting:	Conc_Sq
Origin:	Force
Dependency:	Response
Calib Mode:	ISTD
Response Base:	AREA
RF Rounding:	0

Curve Coefficients

Intercept:	0
Slope:	3.063

Error Coefficients

Standard Error:	1130000
Relative Standard Error:	9.4
Correlation Coefficient:	0.999
Coefficient of Determination (Adjusted):	0.989

ID	Level	Concentration	Rel. Resp.	IS Amount	IS Response	RRF	Used
1	IC 480-603077/4	0.5	1.215199	25.0	171330.0	2.430397	N
2	IC 480-603077/5	1.0	2.681352	25.0	169215.0	2.681352	Y
3	IC 480-603077/6	2.0	5.803279	25.0	175599.0	2.90164	Y
4	IC 480-603077/7	5.0	14.529972	25.0	163586.0	2.905994	Y
5	IC 480-603077/8	10.0	28.724766	25.0	178085.0	2.872477	Y
6	ICIS 480-603077/9	25.0	84.990158	25.0	179339.0	3.399606	Y
7	IC 480-603077/10	50.0	166.39207	25.0	185454.0	3.327841	Y
8	IC 480-603077/11	100.0	335.159444	25.0	178558.0	3.351594	Y

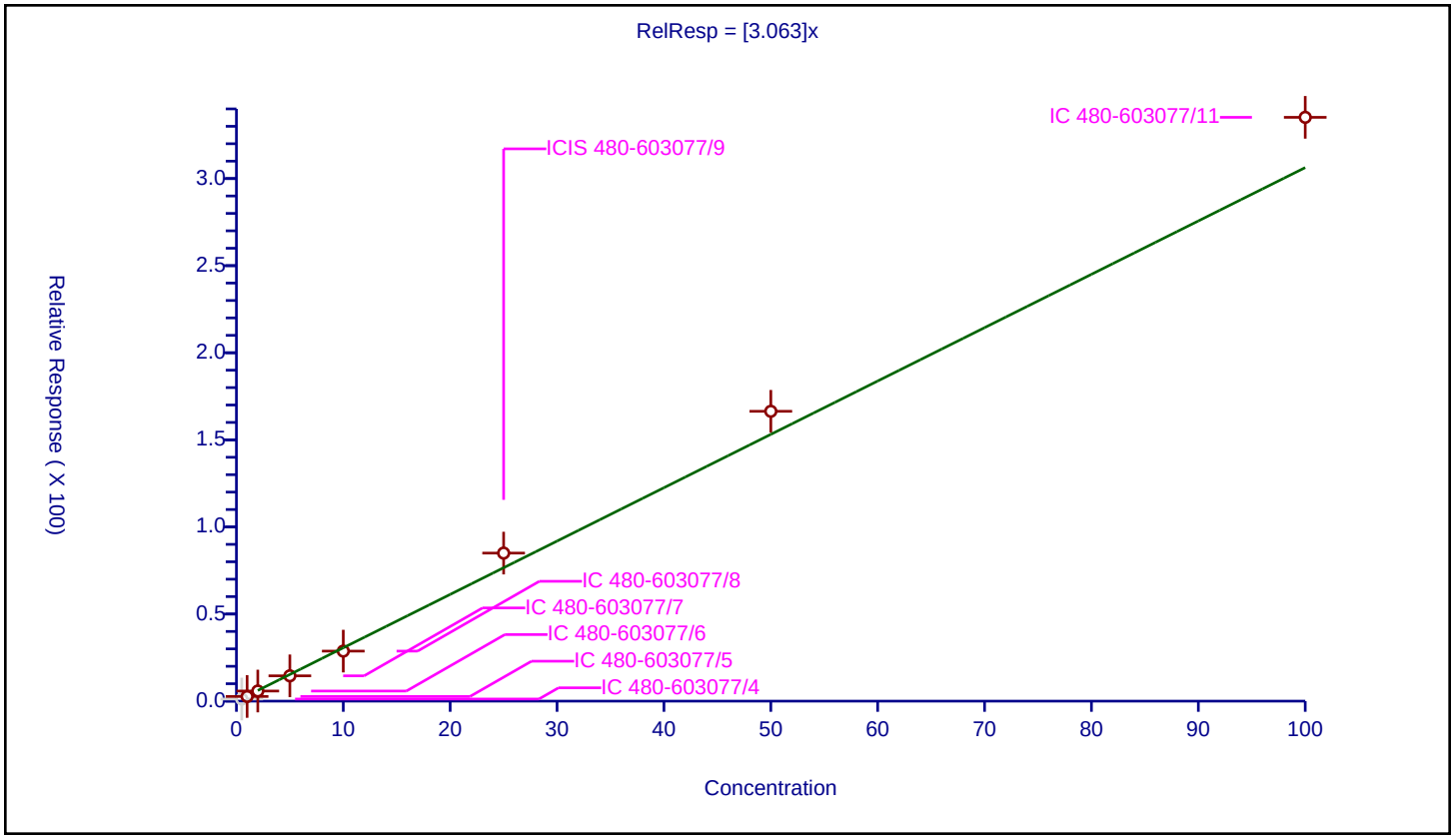

Calibration / 1,2-Dichloropropane

Curve Type:	Average
Weighting:	Conc_Sq
Origin:	Force
Dependency:	Response
Calib Mode:	ISTD
Response Base:	AREA
RF Rounding:	0

Curve Coefficients

Intercept:	0
Slope:	2.022

Error Coefficients

Standard Error:	623000
Relative Standard Error:	9.1
Correlation Coefficient:	1.000
Coefficient of Determination (Adjusted):	0.987

ID	Level	Concentration	Rel. Resp.	IS Amount	IS Response	RRF	Used
1	IC 480-603077/4	0.5	1.222495	25.0	171330.0	2.444989	Y
2	IC 480-603077/5	1.0	2.095559	25.0	169215.0	2.095559	Y
3	IC 480-603077/6	2.0	3.882141	25.0	175599.0	1.94107	Y
4	IC 480-603077/7	5.0	9.616349	25.0	163586.0	1.92327	Y
5	IC 480-603077/8	10.0	18.734172	25.0	178085.0	1.873417	Y
6	ICIS 480-603077/9	25.0	49.02057	25.0	179339.0	1.960823	Y
7	IC 480-603077/10	50.0	96.499536	25.0	185454.0	1.929991	Y
8	IC 480-603077/11	100.0	200.688852	25.0	178558.0	2.006889	Y

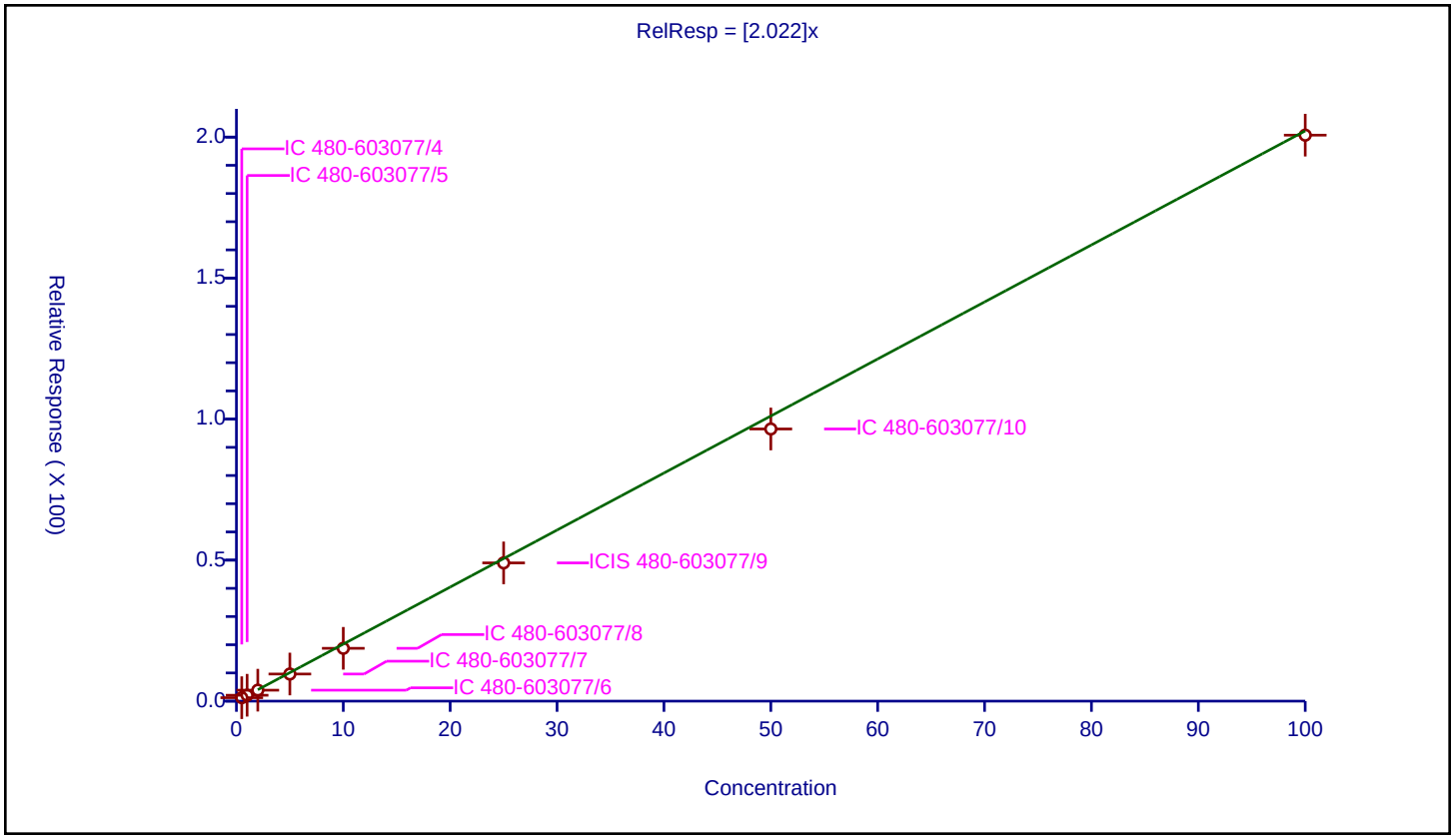

Calibration / Dibromomethane

Curve Type:	Average
Weighting:	Conc_Sq
Origin:	Force
Dependency:	Response
Calib Mode:	ISTD
Response Base:	AREA
RF Rounding:	0

Curve Coefficients

Intercept:	0
Slope:	1.08

Error Coefficients

Standard Error:	332000
Relative Standard Error:	7.5
Correlation Coefficient:	1.000
Coefficient of Determination (Adjusted):	0.992

ID	Level	Concentration	Rel. Resp.	IS Amount	IS Response	RRF	Used
1	IC 480-603077/4	0.5	0.62686	25.0	171330.0	1.253721	Y
2	IC 480-603077/5	1.0	1.136572	25.0	169215.0	1.136572	Y
3	IC 480-603077/6	2.0	2.052261	25.0	175599.0	1.026131	Y
4	IC 480-603077/7	5.0	5.266343	25.0	163586.0	1.053269	Y
5	IC 480-603077/8	10.0	10.064155	25.0	178085.0	1.006415	Y
6	ICIS 480-603077/9	25.0	26.877729	25.0	179339.0	1.075109	Y
7	IC 480-603077/10	50.0	50.937968	25.0	185454.0	1.018759	Y
8	IC 480-603077/11	100.0	107.165599	25.0	178558.0	1.071656	Y

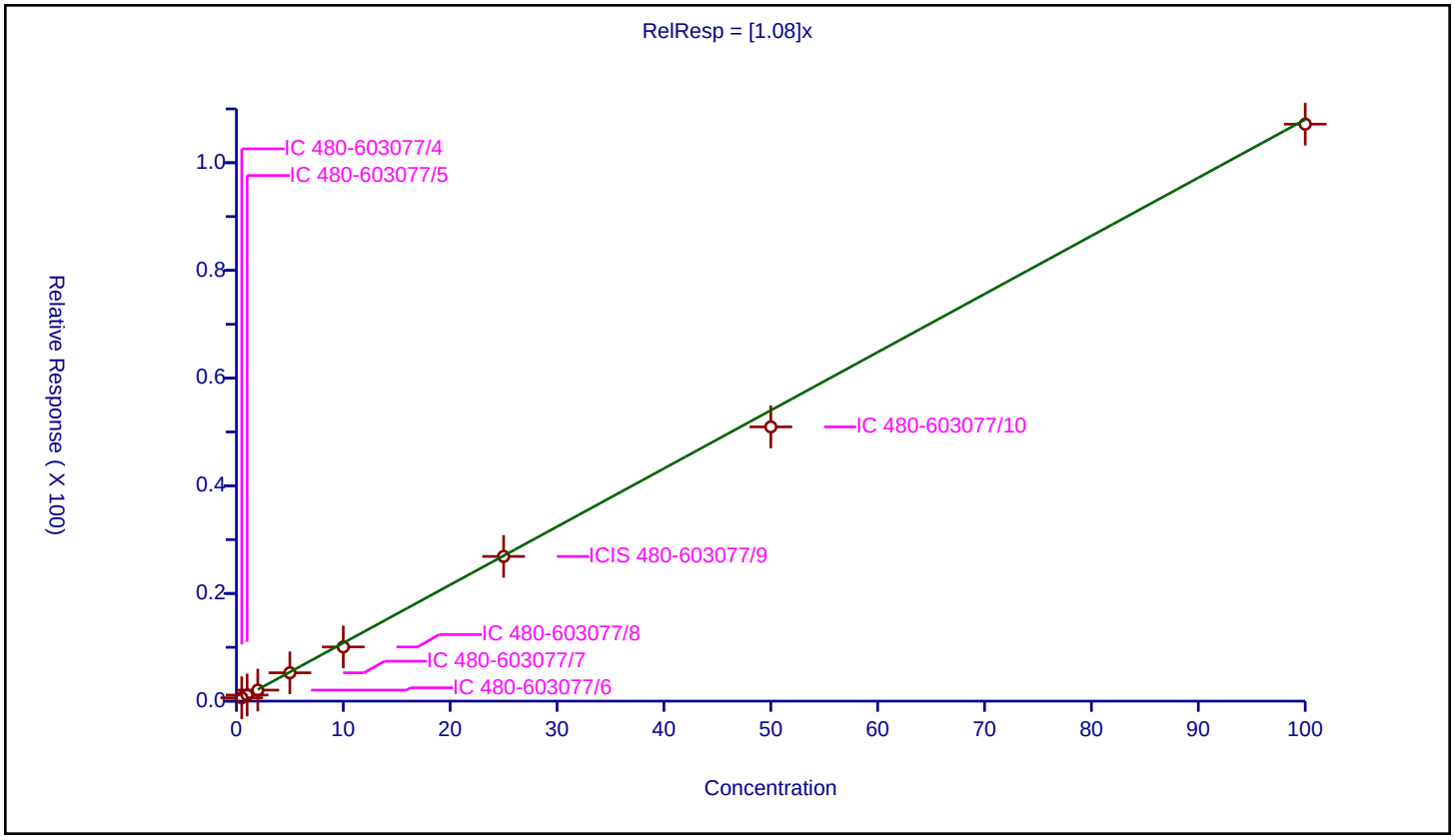

Calibration / 1,4-Dioxane

Curve Type:	Average
Weighting:	Conc_Sq
Origin:	Force
Dependency:	Response
Calib Mode:	ISTD
Response Base:	AREA
RF Rounding:	0

Curve Coefficients

Intercept:	0
Slope:	0.01192

Error Coefficients

Standard Error:	141000
Relative Standard Error:	8.9
Correlation Coefficient:	0.999
Coefficient of Determination (Adjusted):	0.989

ID	Level	Concentration	Rel. Resp.	IS Amount	IS Response	RRF	Used
1	IC 480-603077/4	10.0	0.12579	25.0	364496.0	0.012579	Y
2	IC 480-603077/5	20.0	0.270827	25.0	341823.0	0.013541	Y
3	IC 480-603077/6	40.0	0.444897	25.0	365253.0	0.011122	Y
4	IC 480-603077/7	100.0	1.222044	25.0	321081.0	0.01222	Y
5	IC 480-603077/8	200.0	2.604661	25.0	379032.0	0.013023	Y
6	ICIS 480-603077/9	500.0	5.621246	25.0	359302.0	0.011242	Y
7	IC 480-603077/10	1000.0	10.666331	25.0	375879.0	0.010666	Y
8	IC 480-603077/11	2000.0	21.921363	25.0	368832.0	0.010961	Y

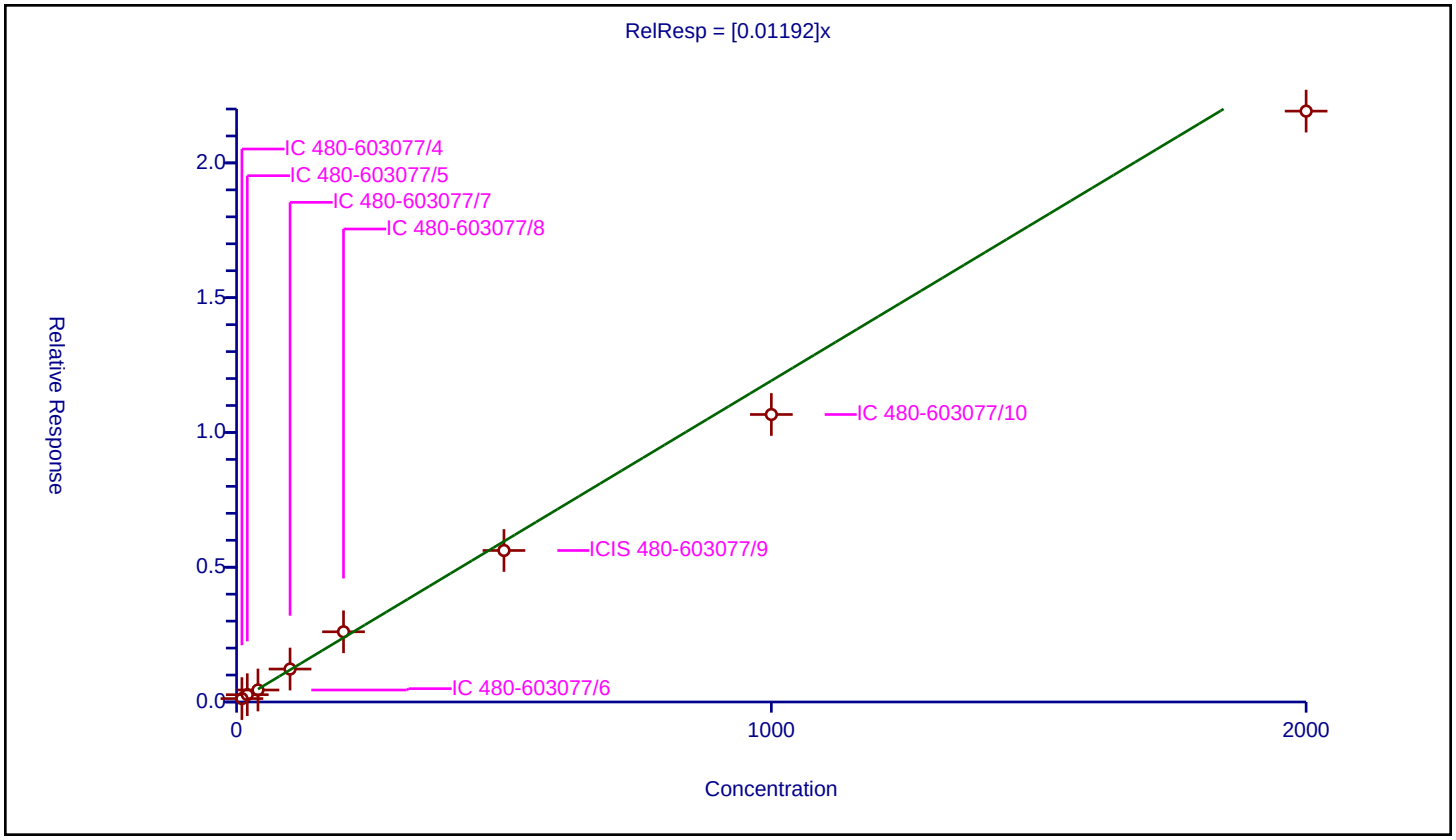

Calibration / Dichlorobromomethane

Curve Type:	Average
Weighting:	Conc_Sq
Origin:	Force
Dependency:	Response
Calib Mode:	ISTD
Response Base:	AREA
RF Rounding:	0

Curve Coefficients

Intercept:	0
Slope:	2.099

Error Coefficients

Standard Error:	710000
Relative Standard Error:	5.1
Correlation Coefficient:	0.999
Coefficient of Determination (Adjusted):	0.996

ID	Level	Concentration	Rel. Resp.	IS Amount	IS Response	RRF	Used
1	IC 480-603077/4	0.5	1.063445	25.0	171330.0	2.12689	Y
2	IC 480-603077/5	1.0	2.069113	25.0	169215.0	2.069113	Y
3	IC 480-603077/6	2.0	4.018531	25.0	175599.0	2.009265	Y
4	IC 480-603077/7	5.0	10.221382	25.0	163586.0	2.044276	Y
5	IC 480-603077/8	10.0	19.579555	25.0	178085.0	1.957955	Y
6	ICIS 480-603077/9	25.0	53.202594	25.0	179339.0	2.128104	Y
7	IC 480-603077/10	50.0	107.241958	25.0	185454.0	2.144839	Y
8	IC 480-603077/11	100.0	231.354378	25.0	178558.0	2.313544	Y

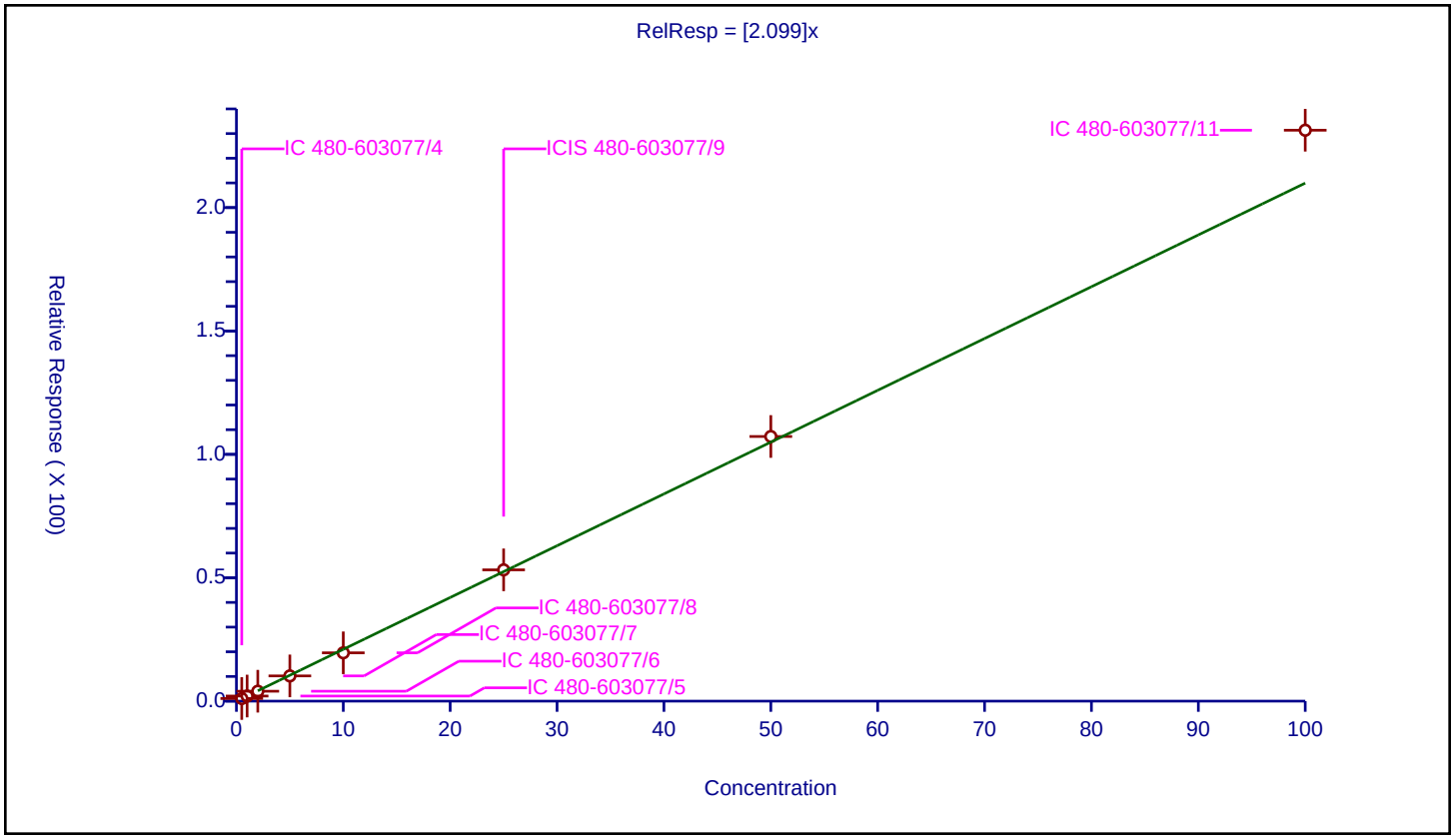

Calibration / 2-Chloroethyl vinyl ether

Curve Type:	Average
Weighting:	Conc_Sq
Origin:	Force
Dependency:	Response
Calib Mode:	ISTD
Response Base:	AREA
RF Rounding:	0

Curve Coefficients

Intercept:	0
Slope:	1.39

Error Coefficients

Standard Error:	461000
Relative Standard Error:	7.6
Correlation Coefficient:	0.999
Coefficient of Determination (Adjusted):	0.992

ID	Level	Concentration	Rel. Resp.	IS Amount	IS Response	RRF	Used
1	IC 480-603077/4	0.5	0.75877	25.0	171330.0	1.517539	Y
2	IC 480-603077/5	1.0	1.321248	25.0	169215.0	1.321248	Y
3	IC 480-603077/6	2.0	2.759839	25.0	175599.0	1.37992	Y
4	IC 480-603077/7	5.0	5.910653	25.0	163586.0	1.182131	Y
5	IC 480-603077/8	10.0	14.177359	25.0	178085.0	1.417736	Y
6	ICIS 480-603077/9	25.0	35.635166	25.0	179339.0	1.425407	Y
7	IC 480-603077/10	50.0	68.627261	25.0	185454.0	1.372545	Y
8	IC 480-603077/11	100.0	150.141411	25.0	178558.0	1.501414	Y

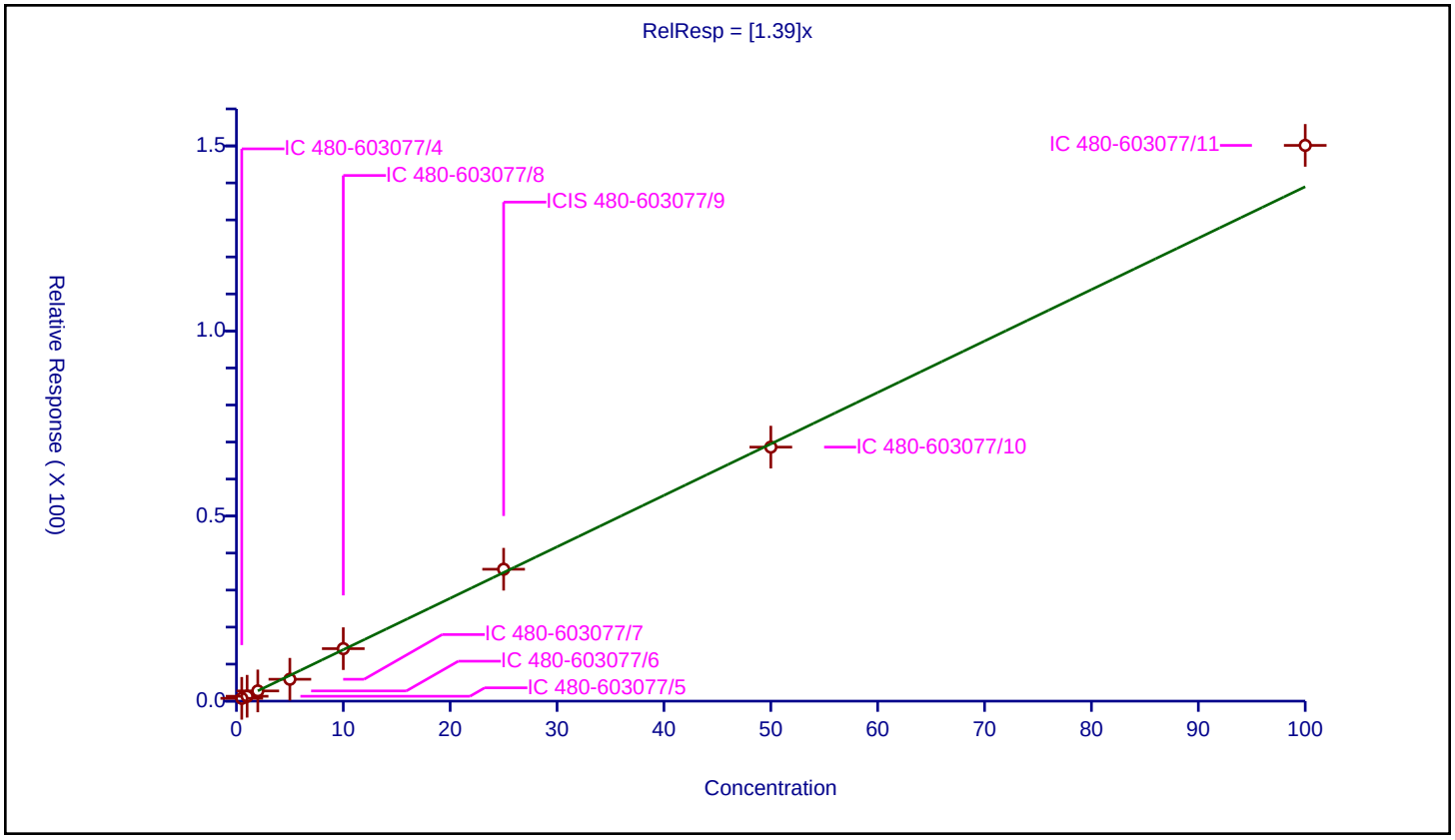

Calibration / cis-1,3-Dichloropropene

Curve Type:	Average
Weighting:	Conc_Sq
Origin:	Force
Dependency:	Response
Calib Mode:	ISTD
Response Base:	AREA
RF Rounding:	0

Curve Coefficients

Intercept:	0
Slope:	2.845

Error Coefficients

Standard Error:	950000
Relative Standard Error:	5.0
Correlation Coefficient:	1.000
Coefficient of Determination (Adjusted):	0.997

ID	Level	Concentration	Rel. Resp.	IS Amount	IS Response	RRF	Used
1	IC 480-603077/4	0.5	1.484708	25.0	171330.0	2.969416	Y
2	IC 480-603077/5	1.0	2.685341	25.0	169215.0	2.685341	Y
3	IC 480-603077/6	2.0	5.639696	25.0	175599.0	2.819848	Y
4	IC 480-603077/7	5.0	13.472119	25.0	163586.0	2.694424	Y
5	IC 480-603077/8	10.0	27.092961	25.0	178085.0	2.709296	Y
6	ICIS 480-603077/9	25.0	72.159709	25.0	179339.0	2.886388	Y
7	IC 480-603077/10	50.0	145.957353	25.0	185454.0	2.919147	Y
8	IC 480-603077/11	100.0	307.653256	25.0	178558.0	3.076533	Y

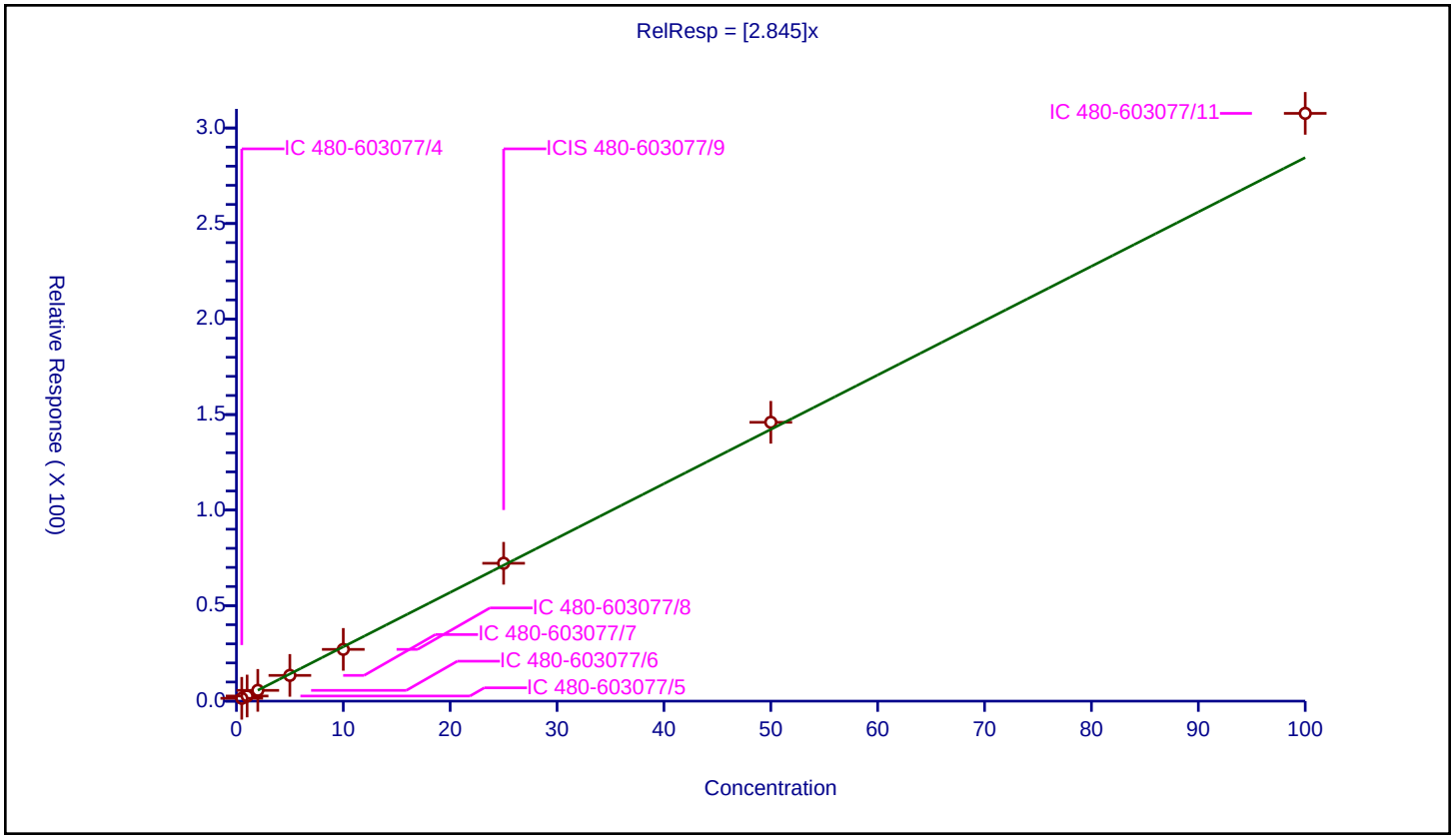

Calibration / 4-Methyl-2-pentanone (MIBK)

Curve Type:	Average
Weighting:	Conc_Sq
Origin:	Force
Dependency:	Response
Calib Mode:	ISTD
Response Base:	AREA
RF Rounding:	0

Curve Coefficients

Intercept:	0
Slope:	1.578

Error Coefficients

Standard Error:	5060000
Relative Standard Error:	5.7
Correlation Coefficient:	1.000
Coefficient of Determination (Adjusted):	0.995

ID	Level	Concentration	Rel. Resp.	IS Amount	IS Response	RRF	Used
1	IC 480-603077/4	2.5	4.411022	25.0	364496.0	1.764409	Y
2	IC 480-603077/5	5.0	8.039395	25.0	341823.0	1.607879	Y
3	IC 480-603077/6	10.0	14.842041	25.0	365253.0	1.484204	Y
4	IC 480-603077/7	25.0	40.184097	25.0	321081.0	1.607364	Y
5	IC 480-603077/8	50.0	73.709014	25.0	379032.0	1.47418	Y
6	ICIS 480-603077/9	125.0	194.969135	25.0	359302.0	1.559753	Y
7	IC 480-603077/10	250.0	386.258942	25.0	375879.0	1.545036	Y
8	IC 480-603077/11	500.0	790.840139	25.0	368832.0	1.58168	Y

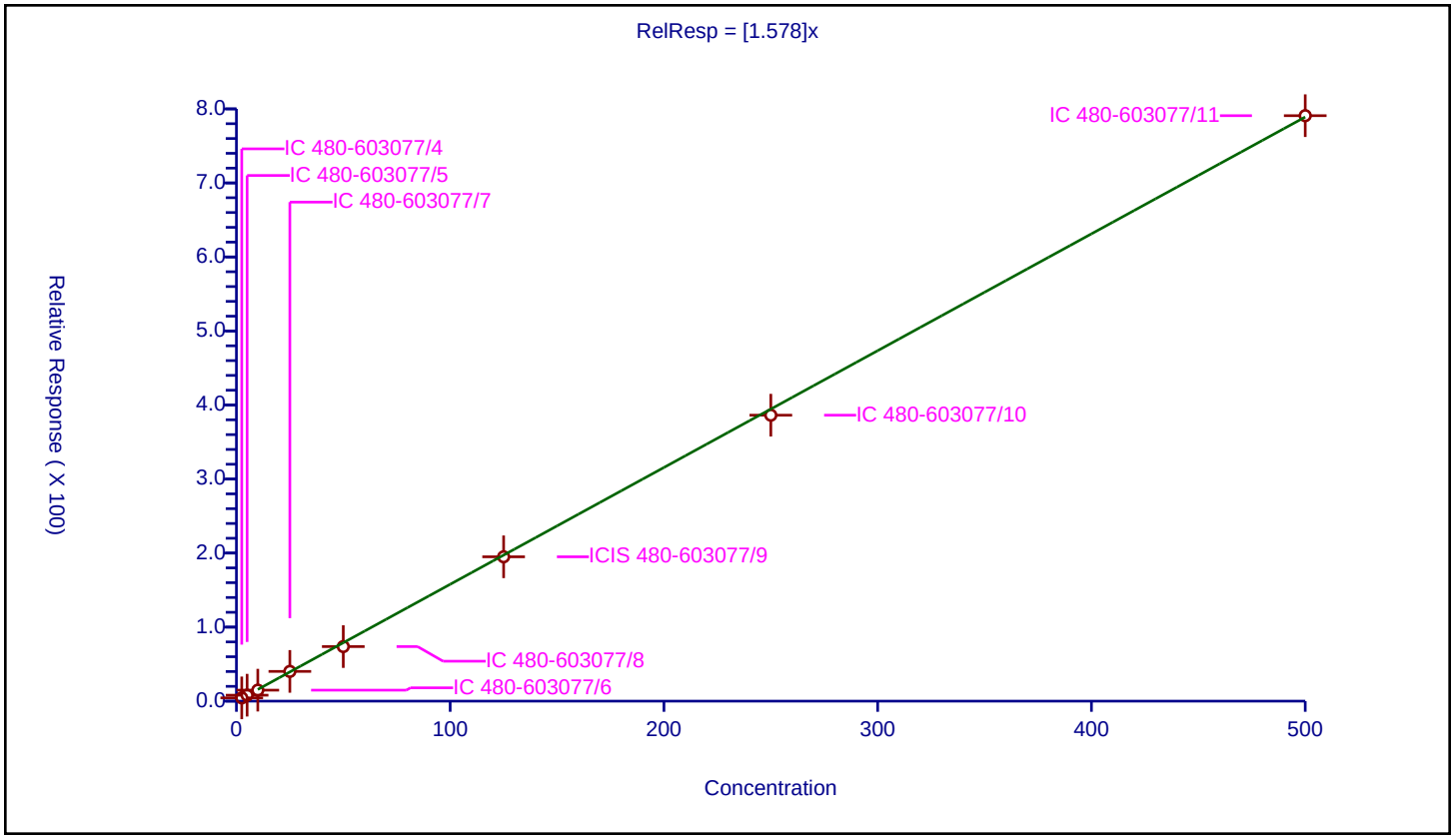

Calibration / Toluene-d8 (Surr)

Curve Type:	Average
Weighting:	Conc_Sq
Origin:	Force
Dependency:	Response
Calib Mode:	ISTD
Response Base:	AREA
RF Rounding:	0

Curve Coefficients

Intercept:	0
Slope:	2.564

Error Coefficients

Standard Error:	985000
Relative Standard Error:	3.1
Correlation Coefficient:	NA
Coefficient of Determination (Adjusted):	0

ID	Level	Concentration	Rel. Resp.	IS Amount	IS Response	RRF	Used
1	IC 480-603077/4	25.0	63.622989	25.0	364496.0	2.54492	Y
2	IC 480-603077/5	25.0	64.937555	25.0	341823.0	2.597502	Y
3	IC 480-603077/6	25.0	63.87682	25.0	365253.0	2.555073	Y
4	IC 480-603077/7	25.0	67.250164	25.0	321081.0	2.690007	Y
5	IC 480-603077/8	25.0	60.649497	25.0	379032.0	2.42598	Y
6	ICIS 480-603077/9	25.0	65.073114	25.0	359302.0	2.602925	Y
7	IC 480-603077/10	25.0	62.486665	25.0	375879.0	2.499467	Y
8	IC 480-603077/11	25.0	64.984261	25.0	368832.0	2.59937	Y

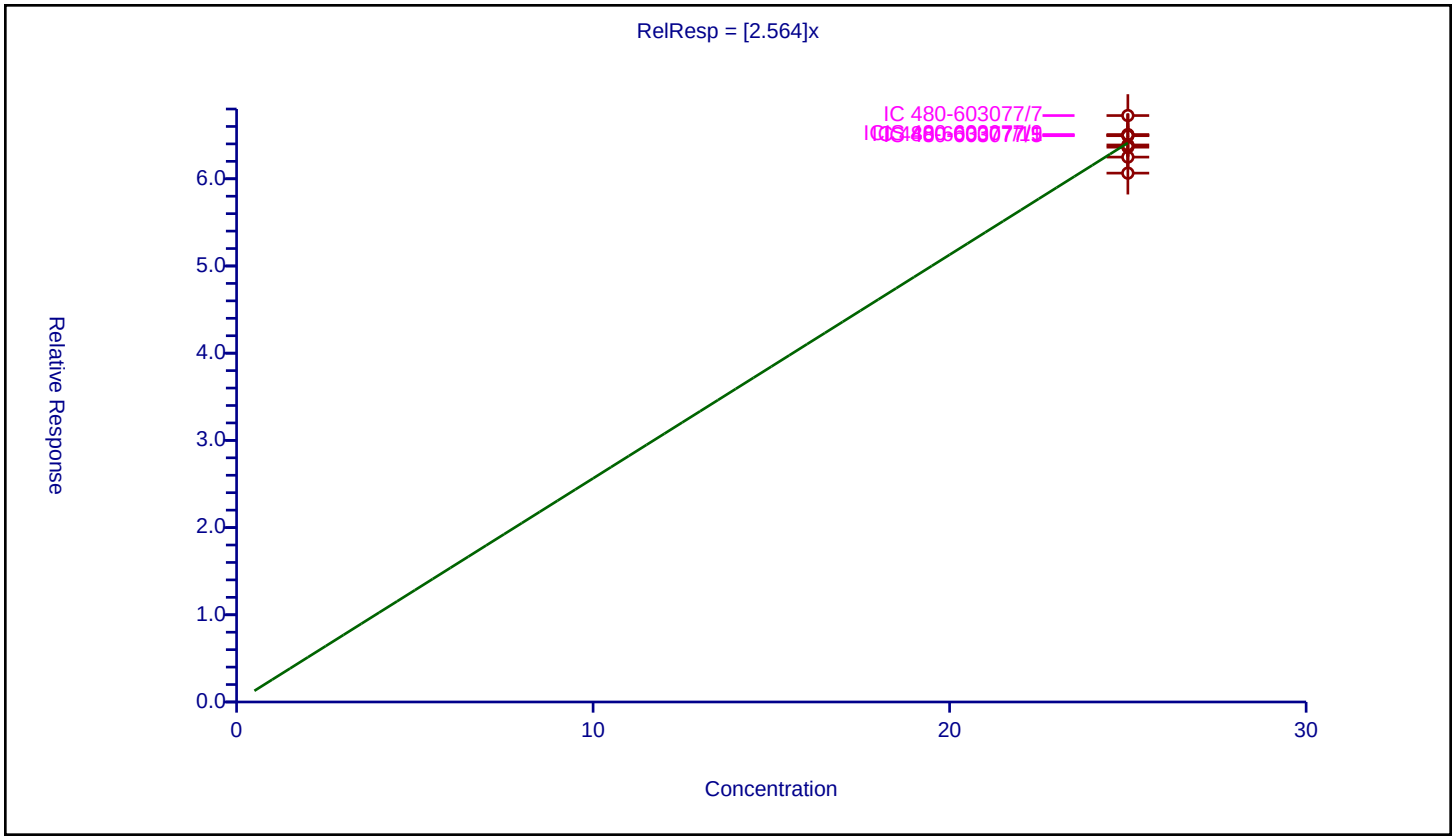

Calibration / Toluene

Curve Type:	Average
Weighting:	Conc_Sq
Origin:	Force
Dependency:	Response
Calib Mode:	ISTD
Response Base:	AREA
RF Rounding:	0

Curve Coefficients

Intercept:	0
Slope:	2.085

Error Coefficients

Standard Error:	1410000
Relative Standard Error:	4.5
Correlation Coefficient:	1.000
Coefficient of Determination (Adjusted):	0.997

ID	Level	Concentration	Rel. Resp.	IS Amount	IS Response	RRF	Used
1	IC 480-603077/4	0.5	1.011191	25.0	364496.0	2.022382	Y
2	IC 480-603077/5	1.0	2.032192	25.0	341823.0	2.032192	Y
3	IC 480-603077/6	2.0	4.156434	25.0	365253.0	2.078217	Y
4	IC 480-603077/7	5.0	10.331817	25.0	321081.0	2.066363	Y
5	IC 480-603077/8	10.0	19.388139	25.0	379032.0	1.938814	Y
6	ICIS 480-603077/9	25.0	54.86304	25.0	359302.0	2.194522	Y
7	IC 480-603077/10	50.0	106.217027	25.0	375879.0	2.124341	Y
8	IC 480-603077/11	100.0	222.080175	25.0	368832.0	2.220802	Y

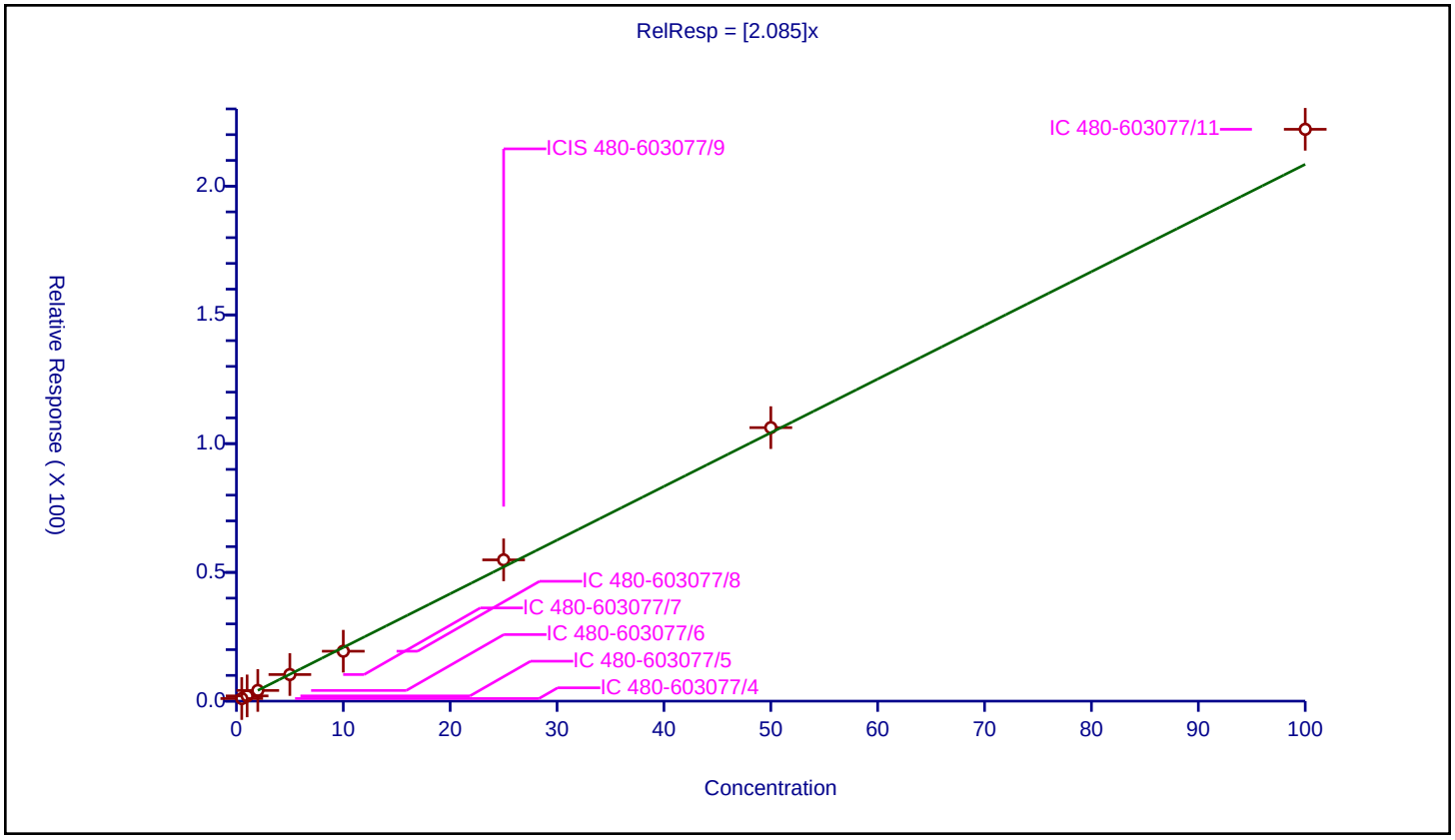

Calibration / trans-1,3-Dichloropropene

Curve Type:	Average
Weighting:	Conc_Sq
Origin:	Force
Dependency:	Response
Calib Mode:	ISTD
Response Base:	AREA
RF Rounding:	0

Curve Coefficients

Intercept:	0
Slope:	1.305

Error Coefficients

Standard Error:	910000
Relative Standard Error:	6.6
Correlation Coefficient:	1.000
Coefficient of Determination (Adjusted):	0.994

ID	Level	Concentration	Rel. Resp.	IS Amount	IS Response	RRF	Used
1	IC 480-603077/4	0.5	0.605013	25.0	364496.0	1.210027	Y
2	IC 480-603077/5	1.0	1.244284	25.0	341823.0	1.244284	Y
3	IC 480-603077/6	2.0	2.723455	25.0	365253.0	1.361727	Y
4	IC 480-603077/7	5.0	6.141052	25.0	321081.0	1.22821	Y
5	IC 480-603077/8	10.0	12.251802	25.0	379032.0	1.22518	Y
6	ICIS 480-603077/9	25.0	34.365589	25.0	359302.0	1.374624	Y
7	IC 480-603077/10	50.0	68.245699	25.0	375879.0	1.364914	Y
8	IC 480-603077/11	100.0	143.06012	25.0	368832.0	1.430601	Y

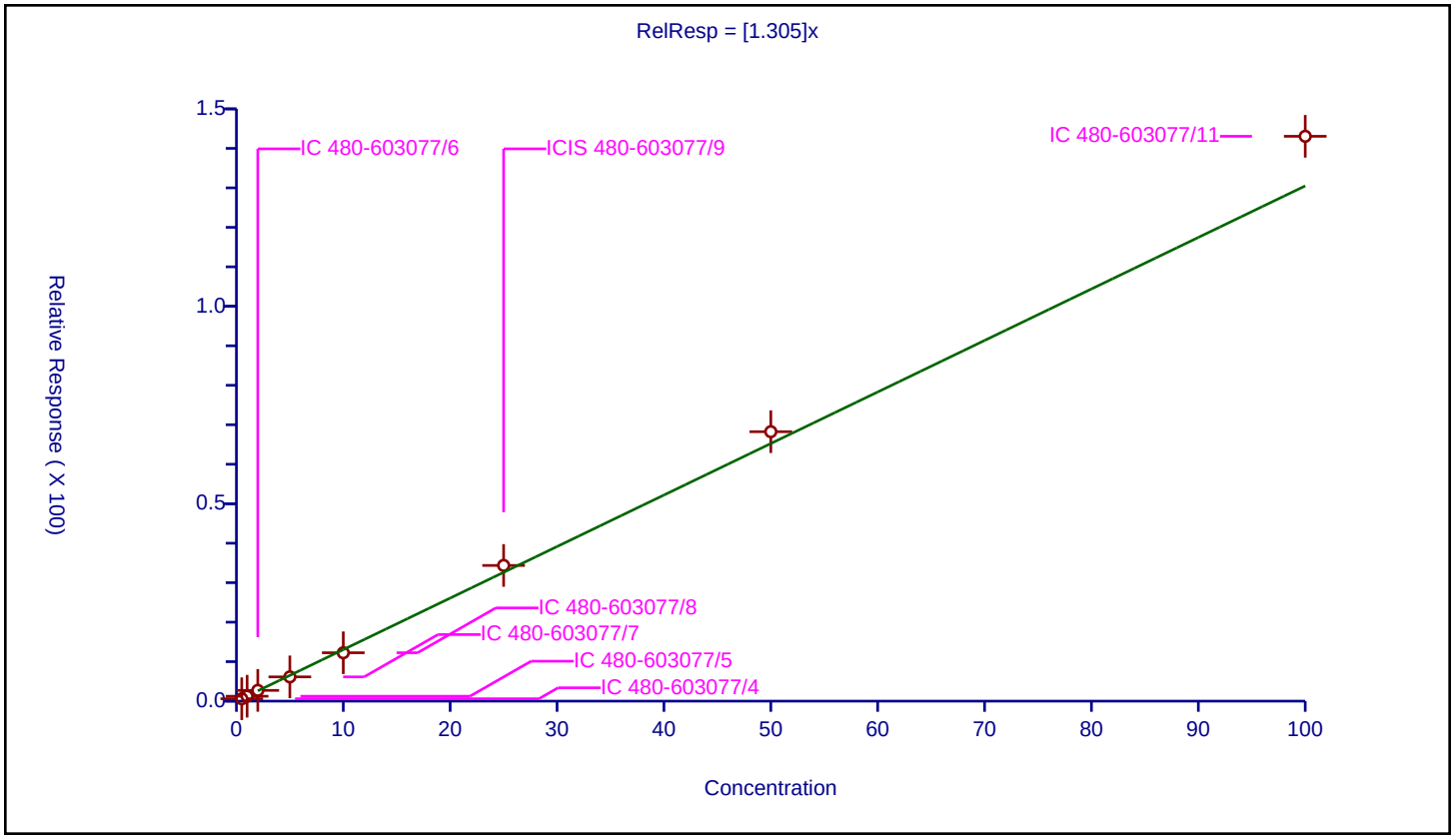

Calibration / Ethyl methacrylate

Curve Type:	Average
Weighting:	Conc_Sq
Origin:	Force
Dependency:	Response
Calib Mode:	ISTD
Response Base:	AREA
RF Rounding:	0

Curve Coefficients

Intercept:	0
Slope:	1.262

Error Coefficients

Standard Error:	860000
Relative Standard Error:	4.0
Correlation Coefficient:	1.000
Coefficient of Determination (Adjusted):	0.998

ID	Level	Concentration	Rel. Resp.	IS Amount	IS Response	RRF	Used
1	IC 480-603077/4	0.5	0.627442	25.0	364496.0	1.254883	Y
2	IC 480-603077/5	1.0	1.241359	25.0	341823.0	1.241359	Y
3	IC 480-603077/6	2.0	2.387386	25.0	365253.0	1.193693	Y
4	IC 480-603077/7	5.0	6.309078	25.0	321081.0	1.261816	Y
5	IC 480-603077/8	10.0	12.116061	25.0	379032.0	1.211606	Y
6	ICIS 480-603077/9	25.0	32.593264	25.0	359302.0	1.303731	Y
7	IC 480-603077/10	50.0	63.776907	25.0	375879.0	1.275538	Y
8	IC 480-603077/11	100.0	135.431782	25.0	368832.0	1.354318	Y

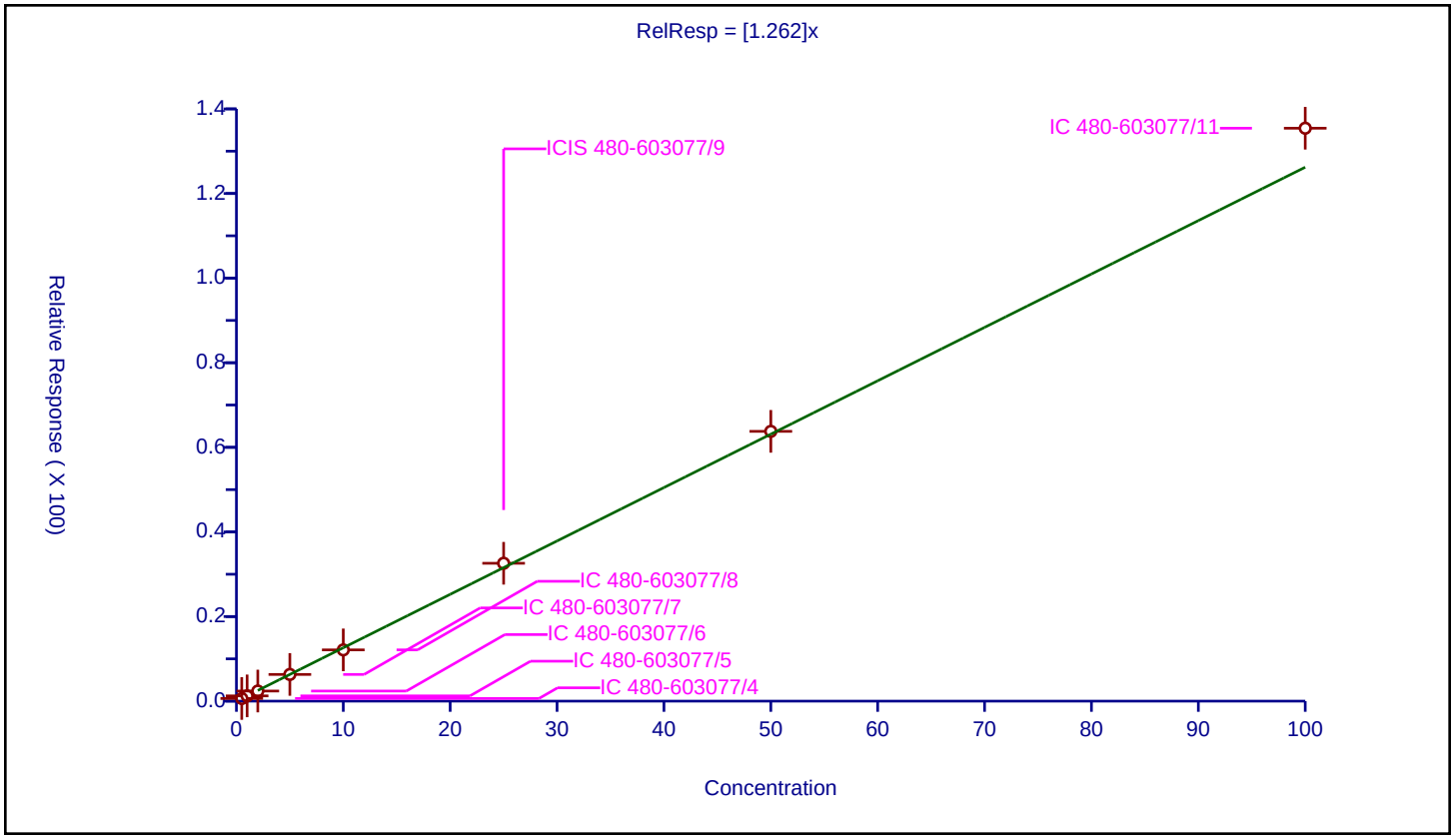

Calibration / 1,1,2-Trichloroethane

Curve Type:	Average
Weighting:	Conc_Sq
Origin:	Force
Dependency:	Response
Calib Mode:	ISTD
Response Base:	AREA
RF Rounding:	0

Curve Coefficients

Intercept:	0
Slope:	0.6502

Error Coefficients

Standard Error:	420000
Relative Standard Error:	9.1
Correlation Coefficient:	1.000
Coefficient of Determination (Adjusted):	0.988

ID	Level	Concentration	Rel. Resp.	IS Amount	IS Response	RRF	Used
1	IC 480-603077/4	0.5	0.386973	25.0	364496.0	0.773945	Y
2	IC 480-603077/5	1.0	0.614865	25.0	341823.0	0.614865	Y
3	IC 480-603077/6	2.0	1.366245	25.0	365253.0	0.683122	Y
4	IC 480-603077/7	5.0	2.897789	25.0	321081.0	0.579558	Y
5	IC 480-603077/8	10.0	6.109379	25.0	379032.0	0.610938	Y
6	ICIS 480-603077/9	25.0	16.281707	25.0	359302.0	0.651268	Y
7	IC 480-603077/10	50.0	31.472961	25.0	375879.0	0.629459	Y
8	IC 480-603077/11	100.0	65.835394	25.0	368832.0	0.658354	Y

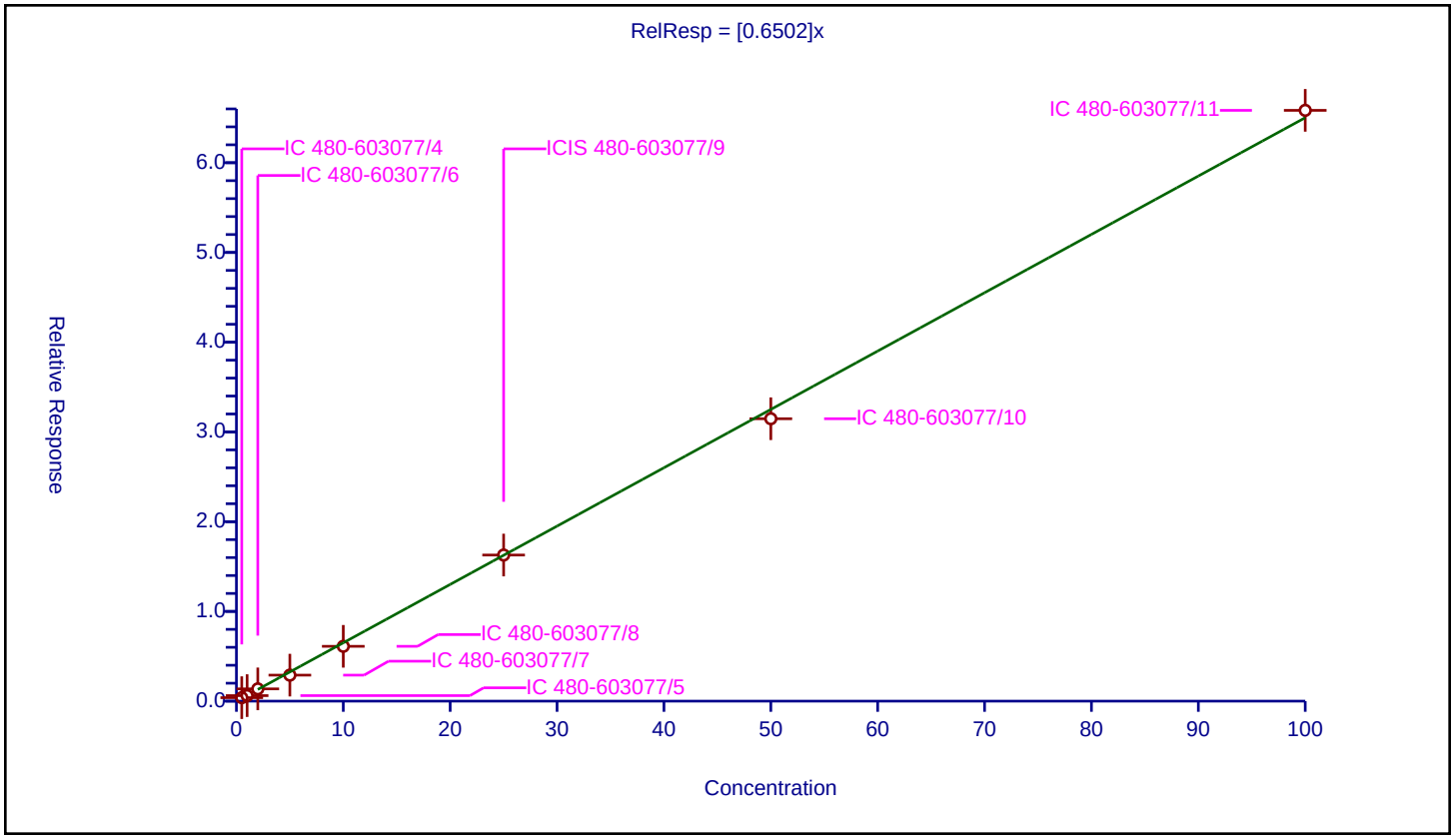

Calibration / Tetrachloroethene

Curve Type:	Average
Weighting:	Conc_Sq
Origin:	Force
Dependency:	Response
Calib Mode:	ISTD
Response Base:	AREA
RF Rounding:	0

Curve Coefficients

Intercept:	0
Slope:	0.897

Error Coefficients

Standard Error:	595000
Relative Standard Error:	4.8
Correlation Coefficient:	1.000
Coefficient of Determination (Adjusted):	0.997

ID	Level	Concentration	Rel. Resp.	IS Amount	IS Response	RRF	Used
1	IC 480-603077/4	0.5	0.468112	25.0	364496.0	0.936224	Y
2	IC 480-603077/5	1.0	0.860972	25.0	341823.0	0.860972	Y
3	IC 480-603077/6	2.0	1.752963	25.0	365253.0	0.876482	Y
4	IC 480-603077/7	5.0	4.556794	25.0	321081.0	0.911359	Y
5	IC 480-603077/8	10.0	8.134735	25.0	379032.0	0.813474	Y
6	ICIS 480-603077/9	25.0	23.260516	25.0	359302.0	0.930421	Y
7	IC 480-603077/10	50.0	46.07234	25.0	375879.0	0.921447	Y
8	IC 480-603077/11	100.0	92.522883	25.0	368832.0	0.925229	Y

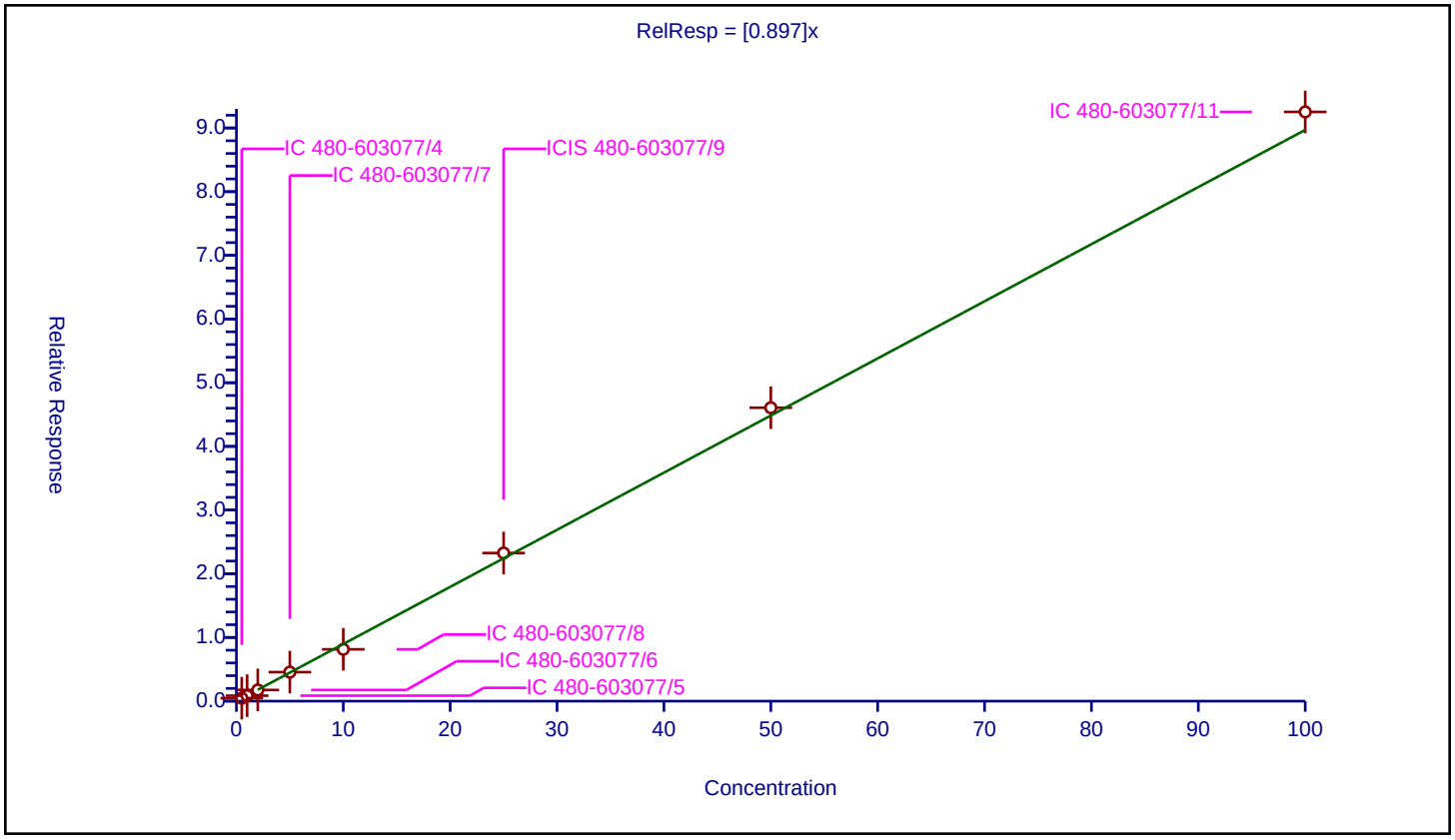

Calibration / 1,3-Dichloropropane

Curve Type:	Average
Weighting:	Conc_Sq
Origin:	Force
Dependency:	Response
Calib Mode:	ISTD
Response Base:	AREA
RF Rounding:	0

Curve Coefficients

Intercept:	0
Slope:	1.387

Error Coefficients

Standard Error:	909000
Relative Standard Error:	4.8
Correlation Coefficient:	1.000
Coefficient of Determination (Adjusted):	0.997

ID	Level	Concentration	Rel. Resp.	IS Amount	IS Response	RRF	Used
1	IC 480-603077/4	0.5	0.740955	25.0	364496.0	1.481909	Y
2	IC 480-603077/5	1.0	1.457187	25.0	341823.0	1.457187	Y
3	IC 480-603077/6	2.0	2.651792	25.0	365253.0	1.325896	Y
4	IC 480-603077/7	5.0	6.723848	25.0	321081.0	1.34477	Y
5	IC 480-603077/8	10.0	12.901813	25.0	379032.0	1.290181	Y
6	ICIS 480-603077/9	25.0	34.996257	25.0	359302.0	1.39985	Y
7	IC 480-603077/10	50.0	68.512872	25.0	375879.0	1.370257	Y
8	IC 480-603077/11	100.0	142.549521	25.0	368832.0	1.425495	Y

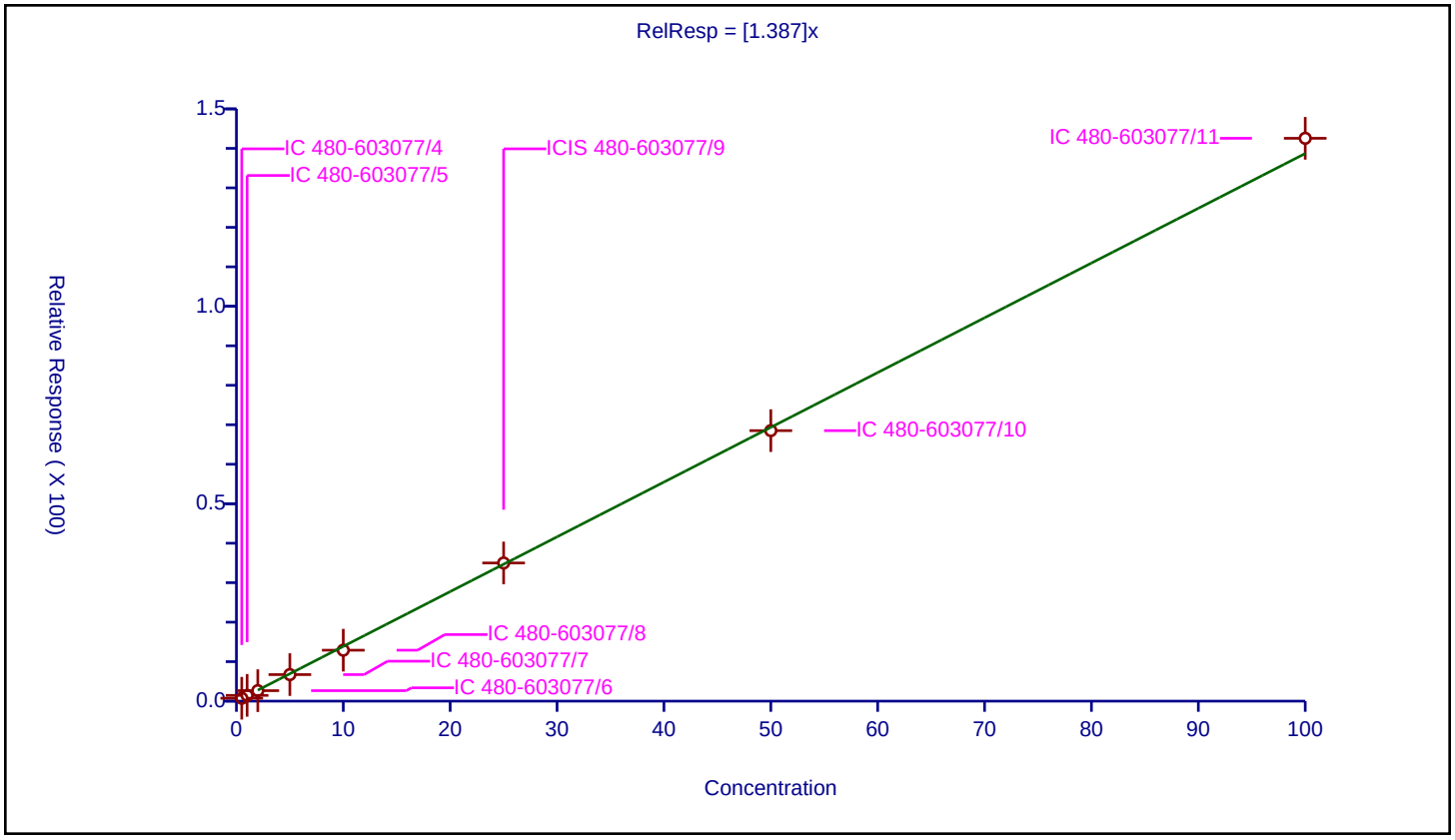

Calibration / 2-Hexanone

Curve Type:	Average
Weighting:	Conc_Sq
Origin:	Force
Dependency:	Response
Calib Mode:	ISTD
Response Base:	AREA
RF Rounding:	0

Curve Coefficients

Intercept:	0
Slope:	1.125

Error Coefficients

Standard Error:	3690000
Relative Standard Error:	3.1
Correlation Coefficient:	1.000
Coefficient of Determination (Adjusted):	0.999

ID	Level	Concentration	Rel. Resp.	IS Amount	IS Response	RRF	Used
1	IC 480-603077/4	2.5	2.955108	25.0	364496.0	1.182043	Y
2	IC 480-603077/5	5.0	5.381586	25.0	341823.0	1.076317	Y
3	IC 480-603077/6	10.0	11.120237	25.0	365253.0	1.112024	Y
4	IC 480-603077/7	25.0	28.450609	25.0	321081.0	1.138024	Y
5	IC 480-603077/8	50.0	54.451405	25.0	379032.0	1.089028	Y
6	ICIS 480-603077/9	125.0	142.024467	25.0	359302.0	1.136196	Y
7	IC 480-603077/10	250.0	278.388391	25.0	375879.0	1.113554	Y
8	IC 480-603077/11	500.0	578.045018	25.0	368832.0	1.15609	Y

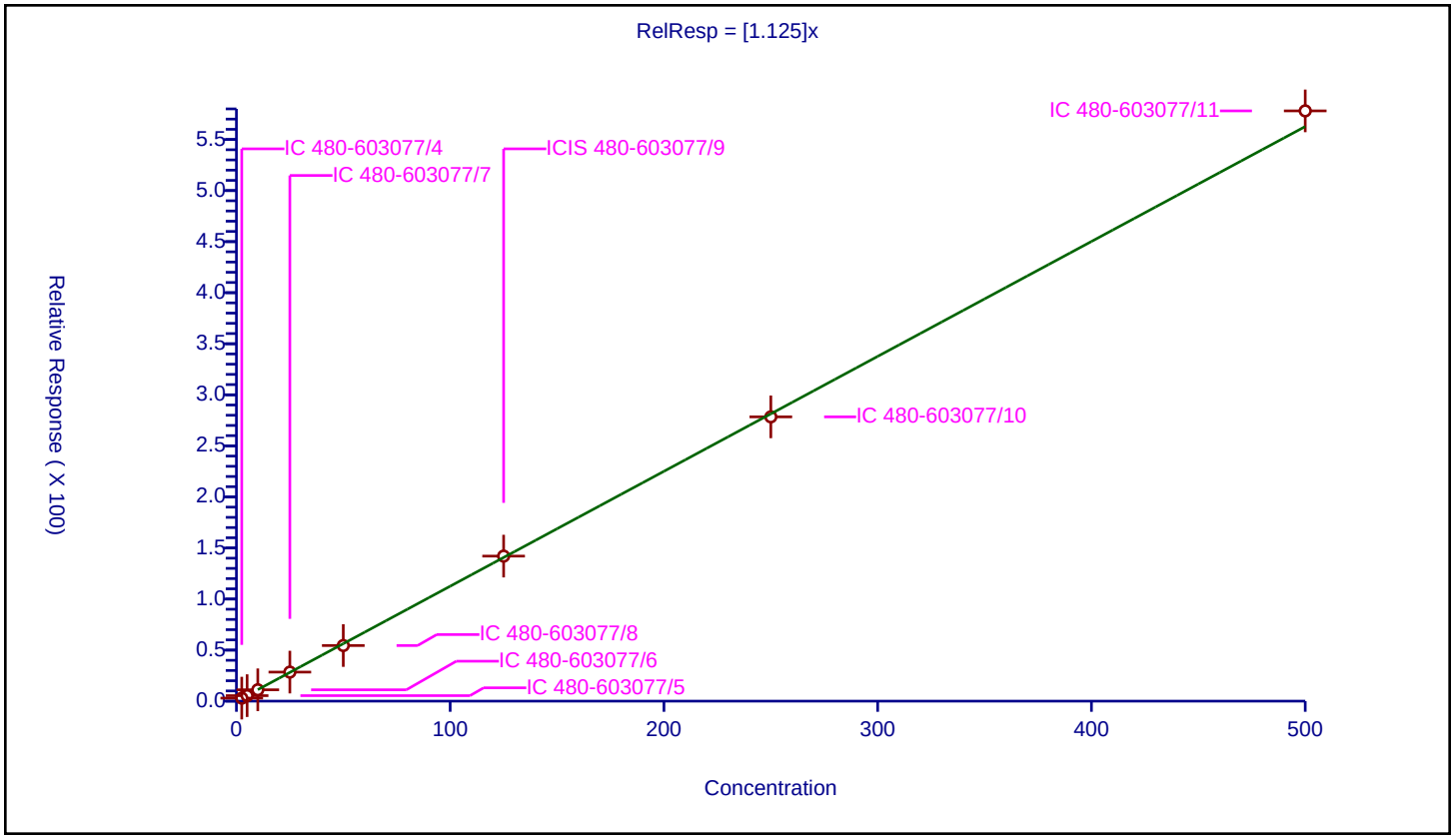

Calibration / Chlorodibromomethane

Curve Type:	Average
Weighting:	Conc_Sq
Origin:	Force
Dependency:	Response
Calib Mode:	ISTD
Response Base:	AREA
RF Rounding:	0

Curve Coefficients

Intercept:	0
Slope:	0.7178

Error Coefficients

Standard Error:	525000
Relative Standard Error:	9.3
Correlation Coefficient:	0.998
Coefficient of Determination (Adjusted):	0.989

ID	Level	Concentration	Rel. Resp.	IS Amount	IS Response	RRF	Used
1	IC 480-603077/4	0.5	0.361732	25.0	364496.0	0.723465	Y
2	IC 480-603077/5	1.0	0.698022	25.0	341823.0	0.698022	Y
3	IC 480-603077/6	2.0	1.21936	25.0	365253.0	0.60968	Y
4	IC 480-603077/7	5.0	3.553075	25.0	321081.0	0.710615	Y
5	IC 480-603077/8	10.0	6.656364	25.0	379032.0	0.665636	Y
6	ICIS 480-603077/9	25.0	18.344178	25.0	359302.0	0.733767	Y
7	IC 480-603077/10	50.0	38.346516	25.0	375879.0	0.76693	Y
8	IC 480-603077/11	100.0	83.463745	25.0	368832.0	0.834637	Y

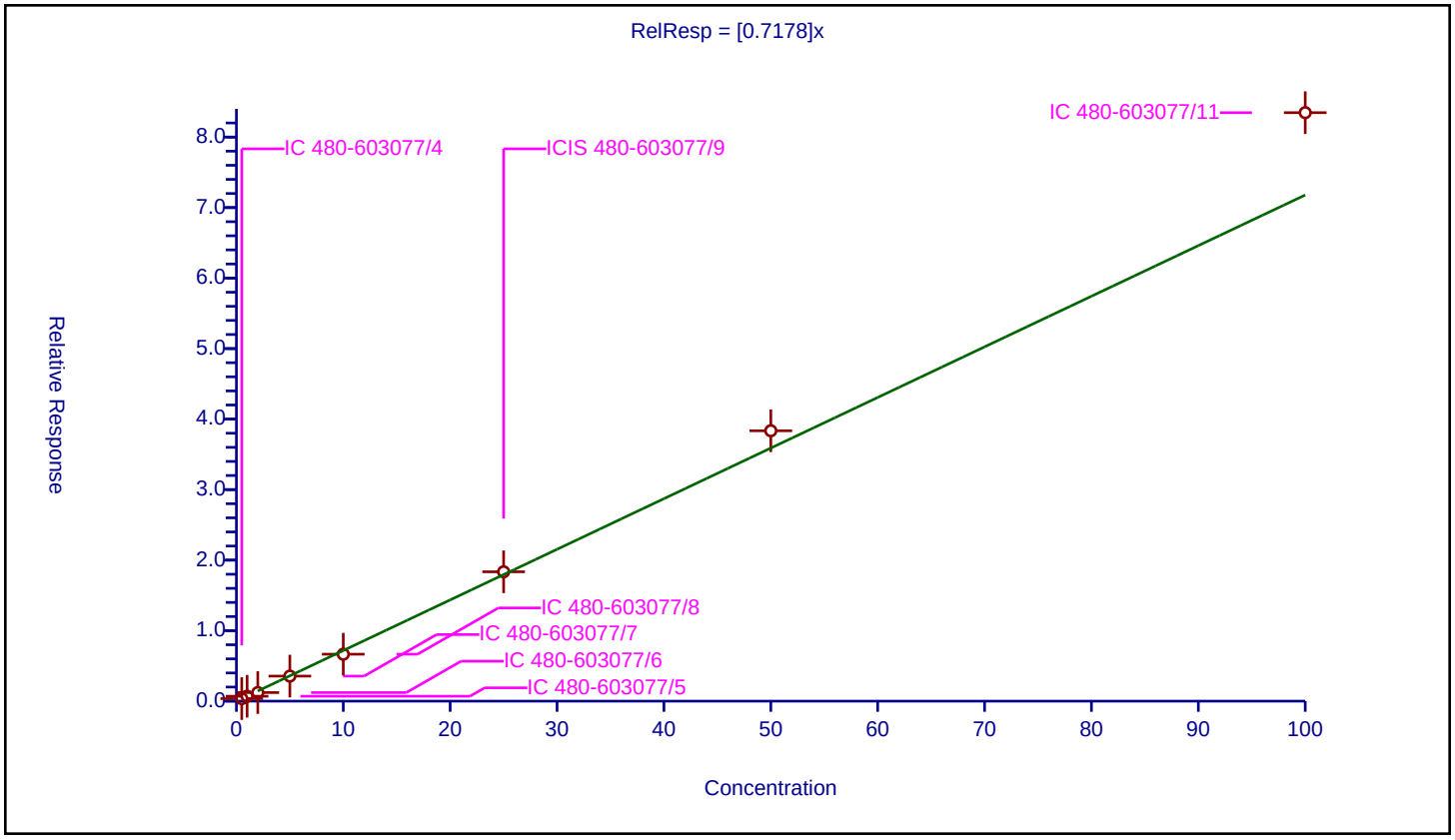

Calibration / Ethylene Dibromide

Curve Type:	Average
Weighting:	Conc_Sq
Origin:	Force
Dependency:	Response
Calib Mode:	ISTD
Response Base:	AREA
RF Rounding:	0

Curve Coefficients

Intercept:	0
Slope:	0.8295

Error Coefficients

Standard Error:	538000
Relative Standard Error:	7.6
Correlation Coefficient:	1.000
Coefficient of Determination (Adjusted):	0.991

ID	Level	Concentration	Rel. Resp.	IS Amount	IS Response	RRF	Used
1	IC 480-603077/4	0.5	0.480321	25.0	364496.0	0.960642	Y
2	IC 480-603077/5	1.0	0.854024	25.0	341823.0	0.854024	Y
3	IC 480-603077/6	2.0	1.603478	25.0	365253.0	0.801739	Y
4	IC 480-603077/7	5.0	3.954921	25.0	321081.0	0.790984	Y
5	IC 480-603077/8	10.0	7.430705	25.0	379032.0	0.743071	Y
6	ICIS 480-603077/9	25.0	20.581224	25.0	359302.0	0.823249	Y
7	IC 480-603077/10	50.0	40.962783	25.0	375879.0	0.819256	Y
8	IC 480-603077/11	100.0	84.307422	25.0	368832.0	0.843074	Y

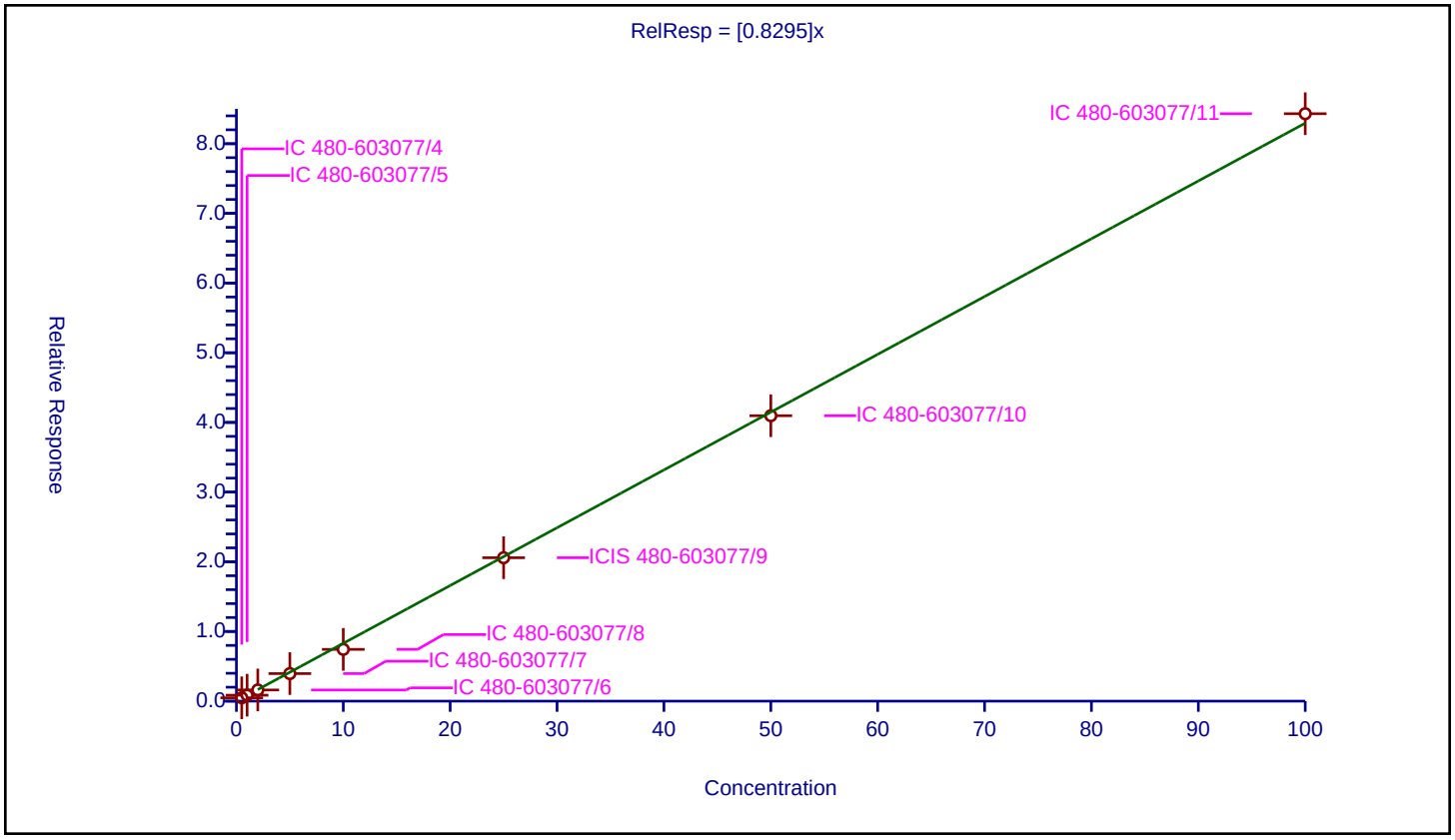

Calibration / Chlorobenzene

Curve Type:	Average
Weighting:	Conc_Sq
Origin:	Force
Dependency:	Response
Calib Mode:	ISTD
Response Base:	AREA
RF Rounding:	0

Curve Coefficients

Intercept:	0
Slope:	2.37

Error Coefficients

Standard Error:	1560000
Relative Standard Error:	4.9
Correlation Coefficient:	1.000
Coefficient of Determination (Adjusted):	0.997

ID	Level	Concentration	Rel. Resp.	IS Amount	IS Response	RRF	Used
1	IC 480-603077/4	0.5	1.256804	25.0	364496.0	2.513608	Y
2	IC 480-603077/5	1.0	2.225567	25.0	341823.0	2.225567	Y
3	IC 480-603077/6	2.0	4.898454	25.0	365253.0	2.449227	Y
4	IC 480-603077/7	5.0	11.751863	25.0	321081.0	2.350373	Y
5	IC 480-603077/8	10.0	21.846506	25.0	379032.0	2.184651	Y
6	ICIS 480-603077/9	25.0	60.930916	25.0	359302.0	2.437237	Y
7	IC 480-603077/10	50.0	117.559507	25.0	375879.0	2.35119	Y
8	IC 480-603077/11	100.0	245.196322	25.0	368832.0	2.451963	Y

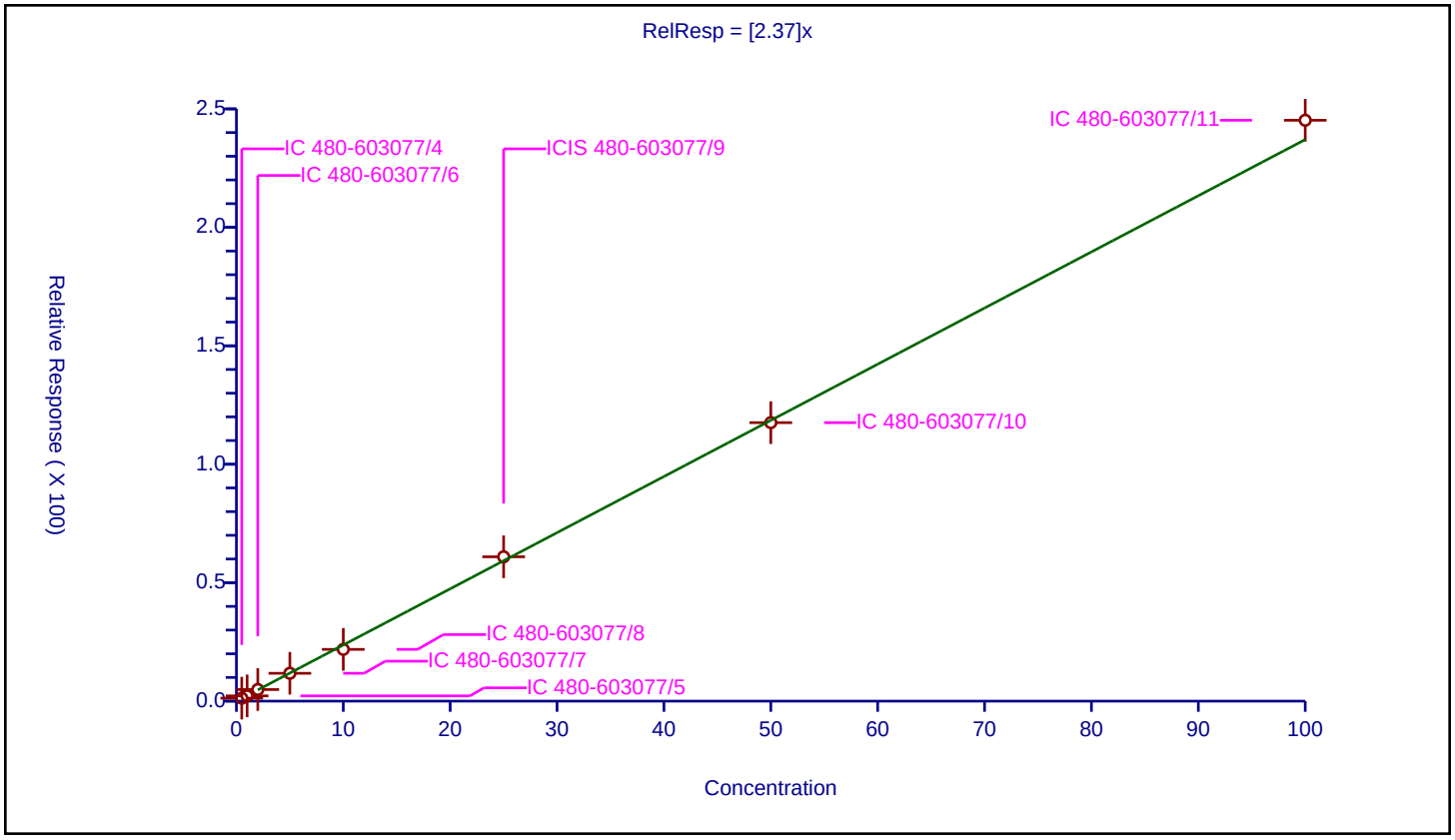

Calibration / 1,1,1,2-Tetrachloroethane

Curve Type:	Average
Weighting:	Conc_Sq
Origin:	Force
Dependency:	Response
Calib Mode:	ISTD
Response Base:	AREA
RF Rounding:	0

Curve Coefficients

Intercept:	0
Slope:	0.8034

Error Coefficients

Standard Error:	557000
Relative Standard Error:	7.0
Correlation Coefficient:	1.000
Coefficient of Determination (Adjusted):	0.994

ID	Level	Concentration	Rel. Resp.	IS Amount	IS Response	RRF	Used
1	IC 480-603077/4	0.5	0.415368	25.0	364496.0	0.830736	Y
2	IC 480-603077/5	1.0	0.696632	25.0	341823.0	0.696632	Y
3	IC 480-603077/6	2.0	1.585476	25.0	365253.0	0.792738	Y
4	IC 480-603077/7	5.0	4.001872	25.0	321081.0	0.800374	Y
5	IC 480-603077/8	10.0	7.556948	25.0	379032.0	0.755695	Y
6	ICIS 480-603077/9	25.0	20.793928	25.0	359302.0	0.831757	Y
7	IC 480-603077/10	50.0	42.283221	25.0	375879.0	0.845664	Y
8	IC 480-603077/11	100.0	87.342069	25.0	368832.0	0.873421	Y

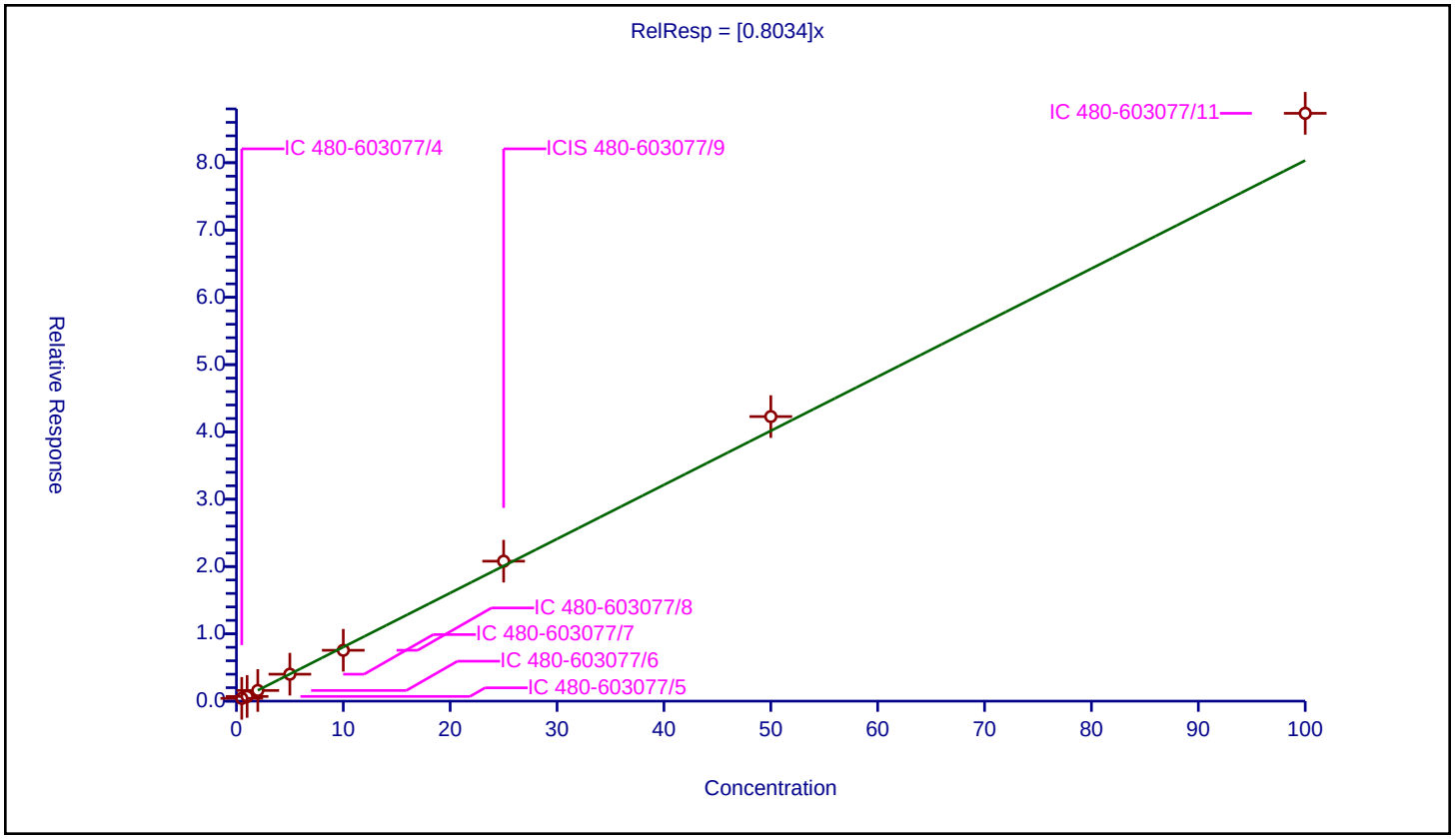

Calibration / Ethylbenzene

Curve Type:	Average
Weighting:	Conc_Sq
Origin:	Force
Dependency:	Response
Calib Mode:	ISTD
Response Base:	AREA
RF Rounding:	0

Curve Coefficients

Intercept:	0
Slope:	3.954

Error Coefficients

Standard Error:	2720000
Relative Standard Error:	6.0
Correlation Coefficient:	1.000
Coefficient of Determination (Adjusted):	0.995

ID	Level	Concentration	Rel. Resp.	IS Amount	IS Response	RRF	Used
1	IC 480-603077/4	0.5	2.028417	25.0	364496.0	4.056835	Y
2	IC 480-603077/5	1.0	3.634045	25.0	341823.0	3.634045	Y
3	IC 480-603077/6	2.0	7.823687	25.0	365253.0	3.911843	Y
4	IC 480-603077/7	5.0	18.805146	25.0	321081.0	3.761029	Y
5	IC 480-603077/8	10.0	37.013629	25.0	379032.0	3.701363	Y
6	ICIS 480-603077/9	25.0	104.7522	25.0	359302.0	4.190088	Y
7	IC 480-603077/10	50.0	205.677958	25.0	375879.0	4.113559	Y
8	IC 480-603077/11	100.0	426.006624	25.0	368832.0	4.260066	Y

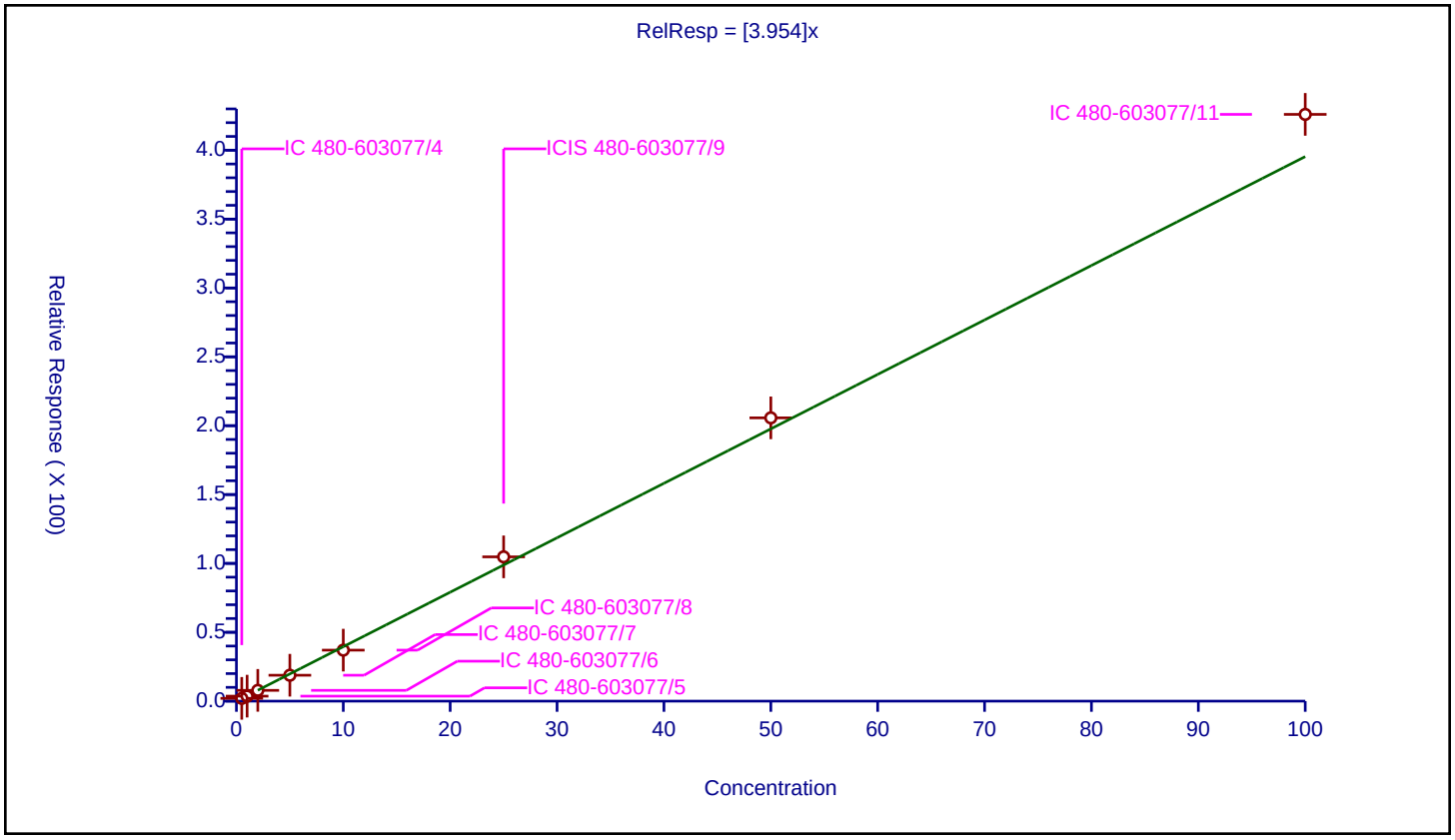

Calibration / m-Xylene & p-Xylene

Curve Type:	Average
Weighting:	Conc_Sq
Origin:	Force
Dependency:	Response
Calib Mode:	ISTD
Response Base:	AREA
RF Rounding:	0

Curve Coefficients

Intercept:	0
Slope:	1.554

Error Coefficients

Standard Error:	1060000
Relative Standard Error:	7.0
Correlation Coefficient:	1.000
Coefficient of Determination (Adjusted):	0.994

ID	Level	Concentration	Rel. Resp.	IS Amount	IS Response	RRF	Used
1	IC 480-603077/4	0.5	0.728472	25.0	364496.0	1.456943	Y
2	IC 480-603077/5	1.0	1.406283	25.0	341823.0	1.406283	Y
3	IC 480-603077/6	2.0	3.245216	25.0	365253.0	1.622608	Y
4	IC 480-603077/7	5.0	7.758167	25.0	321081.0	1.551633	Y
5	IC 480-603077/8	10.0	14.335465	25.0	379032.0	1.433547	Y
6	ICIS 480-603077/9	25.0	42.284694	25.0	359302.0	1.691388	Y
7	IC 480-603077/10	50.0	81.042836	25.0	375879.0	1.620857	Y
8	IC 480-603077/11	100.0	164.634915	25.0	368832.0	1.646349	Y

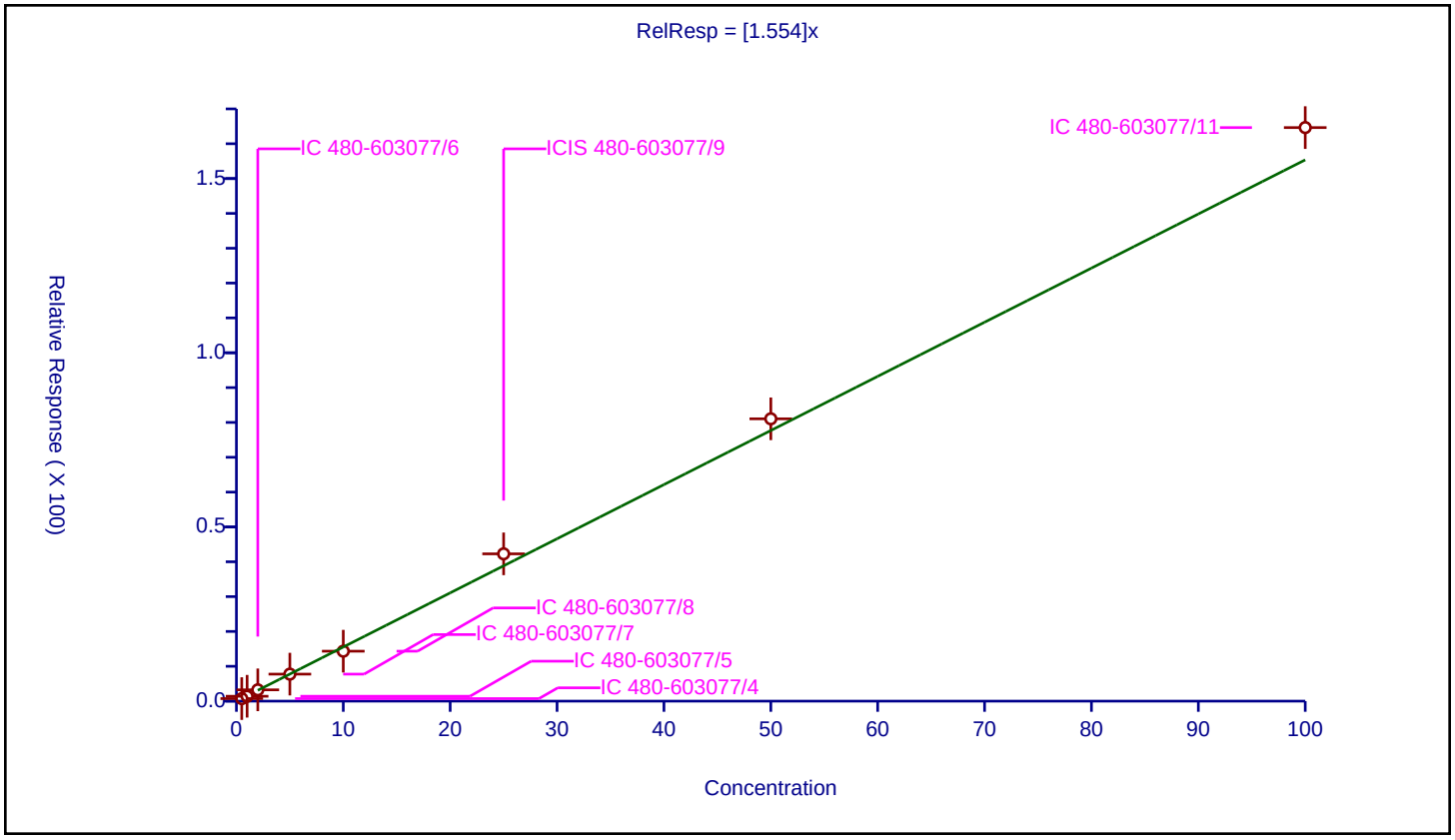

Calibration / o-Xylene

Curve Type:	Average
Weighting:	Conc_Sq
Origin:	Force
Dependency:	Response
Calib Mode:	ISTD
Response Base:	AREA
RF Rounding:	0

Curve Coefficients

Intercept:	0
Slope:	1.538

Error Coefficients

Standard Error:	1030000
Relative Standard Error:	4.5
Correlation Coefficient:	1.000
Coefficient of Determination (Adjusted):	0.997

ID	Level	Concentration	Rel. Resp.	IS Amount	IS Response	RRF	Used
1	IC 480-603077/4	0.5	0.722299	25.0	364496.0	1.444597	Y
2	IC 480-603077/5	1.0	1.571062	25.0	341823.0	1.571062	Y
3	IC 480-603077/6	2.0	3.037004	25.0	365253.0	1.518502	Y
4	IC 480-603077/7	5.0	7.72126	25.0	321081.0	1.544252	Y
5	IC 480-603077/8	10.0	14.322669	25.0	379032.0	1.432267	Y
6	ICIS 480-603077/9	25.0	40.581113	25.0	359302.0	1.623245	Y
7	IC 480-603077/10	50.0	78.49401	25.0	375879.0	1.56988	Y
8	IC 480-603077/11	100.0	160.157673	25.0	368832.0	1.601577	Y

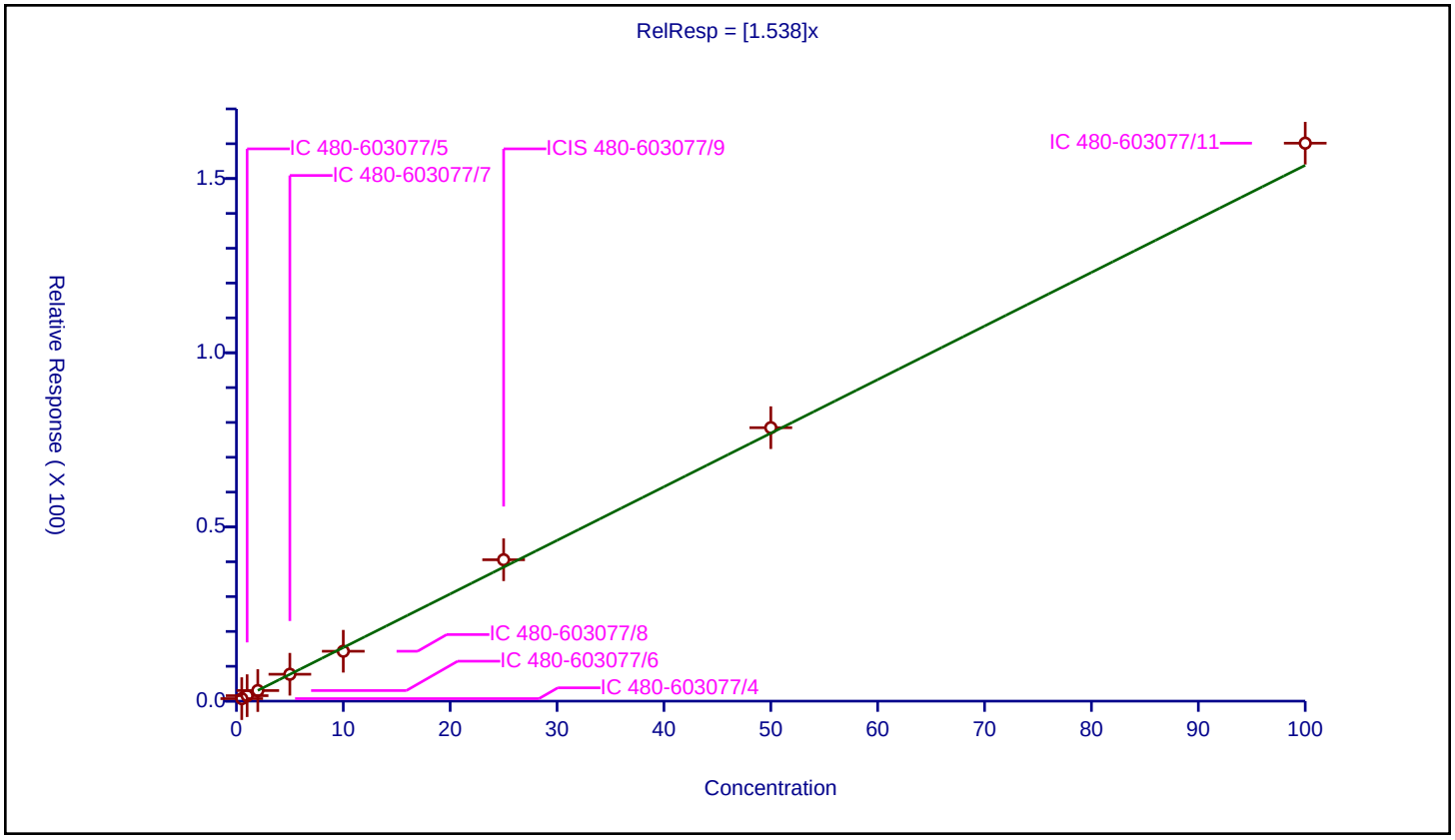

Calibration / Styrene

Curve Type:	Average
Weighting:	Conc_Sq
Origin:	Force
Dependency:	Response
Calib Mode:	ISTD
Response Base:	AREA
RF Rounding:	0

Curve Coefficients

Intercept:	0
Slope:	2.454

Error Coefficients

Standard Error:	1750000
Relative Standard Error:	7.6
Correlation Coefficient:	0.999
Coefficient of Determination (Adjusted):	0.992

ID	Level	Concentration	Rel. Resp.	IS Amount	IS Response	RRF	Used
1	IC 480-603077/4	0.5	1.197818	25.0	364496.0	2.395637	Y
2	IC 480-603077/5	1.0	2.356263	25.0	341823.0	2.356263	Y
3	IC 480-603077/6	2.0	4.693048	25.0	365253.0	2.346524	Y
4	IC 480-603077/7	5.0	11.393698	25.0	321081.0	2.27874	Y
5	IC 480-603077/8	10.0	22.576128	25.0	379032.0	2.257613	Y
6	ICIS 480-603077/9	25.0	66.203361	25.0	359302.0	2.648134	Y
7	IC 480-603077/10	50.0	129.124532	25.0	375879.0	2.582491	Y
8	IC 480-603077/11	100.0	276.41494	25.0	368832.0	2.764149	Y

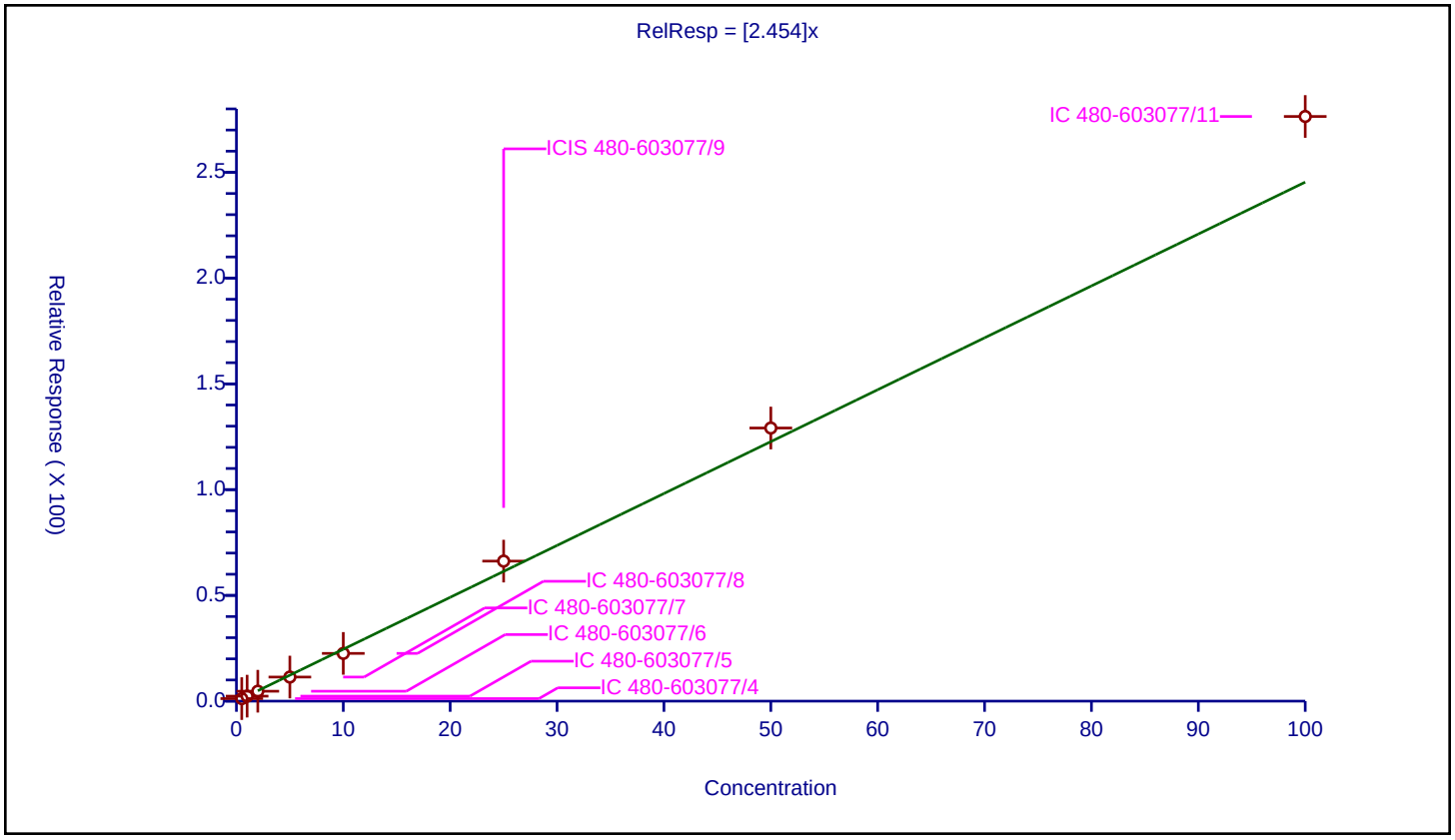

Calibration / Bromoform

Curve Type:	Average
Weighting:	Conc_Sq
Origin:	Force
Dependency:	Response
Calib Mode:	ISTD
Response Base:	AREA
RF Rounding:	0

Curve Coefficients

Intercept:	0
Slope:	0.4818

Error Coefficients

Standard Error:	362000
Relative Standard Error:	12.0
Correlation Coefficient:	0.997
Coefficient of Determination (Adjusted):	0.981

ID	Level	Concentration	Rel. Resp.	IS Amount	IS Response	RRF	Used
1	IC 480-603077/4	0.5	0.262829	25.0	364496.0	0.525657	Y
2	IC 480-603077/5	1.0	0.42405	25.0	341823.0	0.42405	Y
3	IC 480-603077/6	2.0	0.821006	25.0	365253.0	0.410503	Y
4	IC 480-603077/7	5.0	2.281745	25.0	321081.0	0.456349	Y
5	IC 480-603077/8	10.0	4.421856	25.0	379032.0	0.442186	Y
6	ICIS 480-603077/9	25.0	12.548497	25.0	359302.0	0.50194	Y
7	IC 480-603077/10	50.0	25.785027	25.0	375879.0	0.515701	Y
8	IC 480-603077/11	100.0	57.831682	25.0	368832.0	0.578317	Y

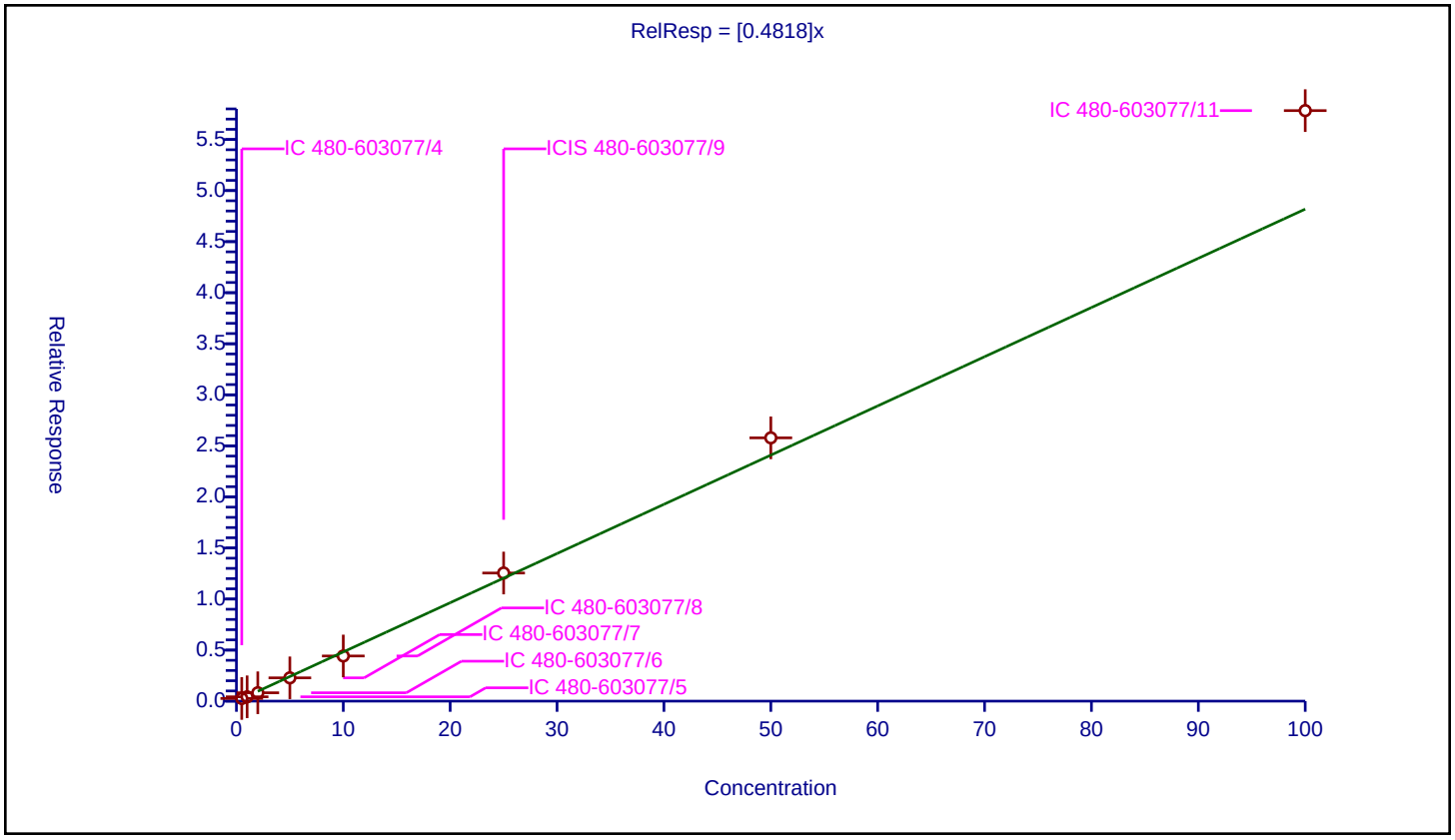

Calibration / Isopropylbenzene

Curve Type:	Average
Weighting:	Conc_Sq
Origin:	Force
Dependency:	Response
Calib Mode:	ISTD
Response Base:	AREA
RF Rounding:	0

Curve Coefficients

Intercept:	0
Slope:	4.342

Error Coefficients

Standard Error:	2790000
Relative Standard Error:	7.2
Correlation Coefficient:	1.000
Coefficient of Determination (Adjusted):	0.993

ID	Level	Concentration	Rel. Resp.	IS Amount	IS Response	RRF	Used
1	IC 480-603077/4	0.5	1.996272	25.0	338218.0	3.992543	Y
2	IC 480-603077/5	1.0	4.306483	25.0	308918.0	4.306483	Y
3	IC 480-603077/6	2.0	8.136323	25.0	329129.0	4.068162	Y
4	IC 480-603077/7	5.0	21.112742	25.0	301813.0	4.222548	Y
5	IC 480-603077/8	10.0	40.682895	25.0	343940.0	4.06829	Y
6	ICIS 480-603077/9	25.0	117.569366	25.0	326530.0	4.702775	Y
7	IC 480-603077/10	50.0	228.699518	25.0	349755.0	4.57399	Y
8	IC 480-603077/11	100.0	479.857247	25.0	335684.0	4.798572	Y

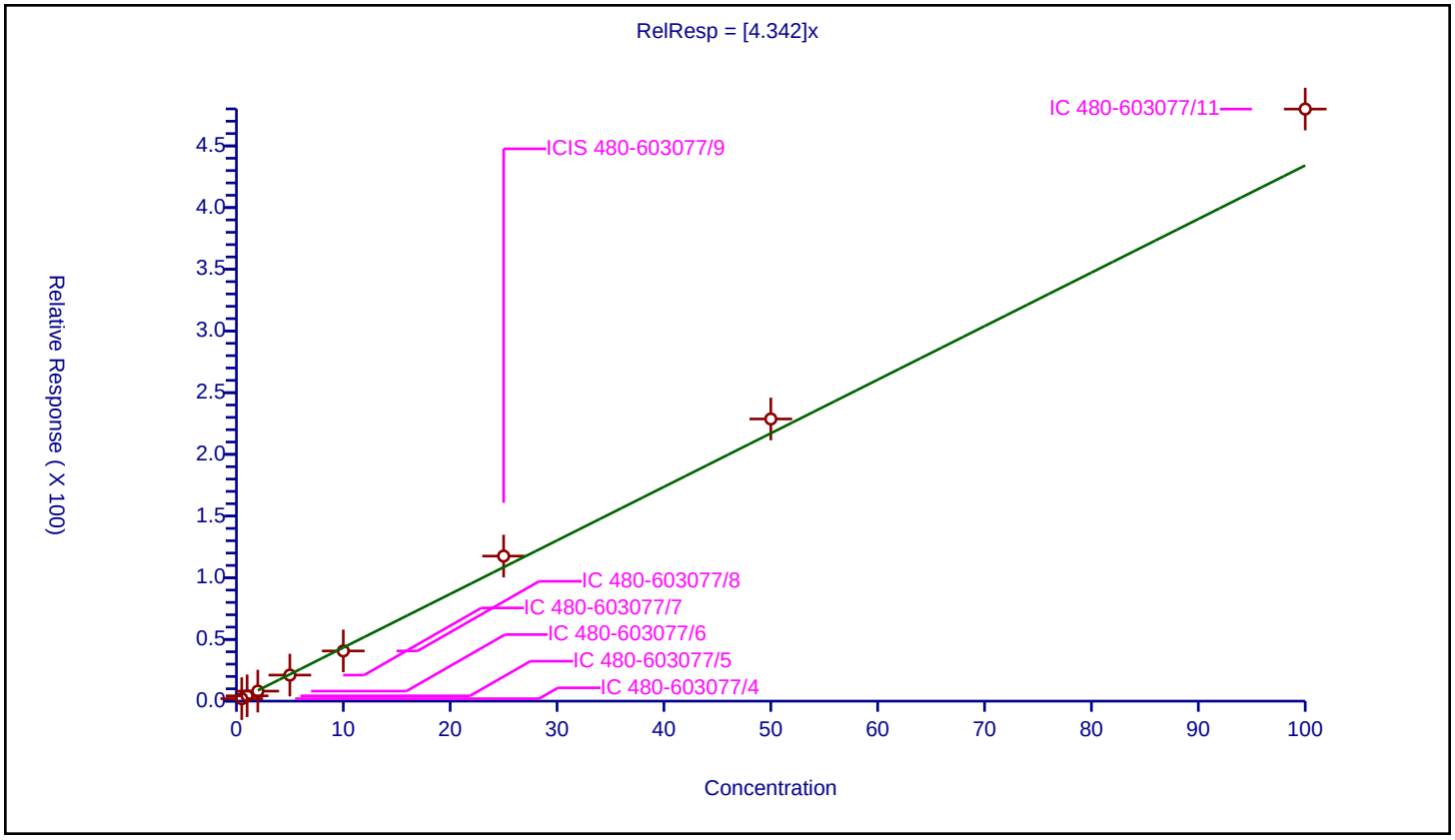

Calibration / 4-Bromofluorobenzene (Surr)

Curve Type:	Average
Weighting:	Conc_Sq
Origin:	Force
Dependency:	Response
Calib Mode:	ISTD
Response Base:	AREA
RF Rounding:	0

Curve Coefficients

Intercept:	0
Slope:	0.7672

Error Coefficients

Standard Error:	295000
Relative Standard Error:	2.2
Correlation Coefficient:	NA
Coefficient of Determination (Adjusted):	0

ID	Level	Concentration	Rel. Resp.	IS Amount	IS Response	RRF	Used
1	IC 480-603077/4	25.0	19.284437	25.0	364496.0	0.771377	Y
2	IC 480-603077/5	25.0	19.134537	25.0	341823.0	0.765381	Y
3	IC 480-603077/6	25.0	19.176434	25.0	365253.0	0.767057	Y
4	IC 480-603077/7	25.0	20.102015	25.0	321081.0	0.804081	Y
5	IC 480-603077/8	25.0	18.589723	25.0	379032.0	0.743589	Y
6	ICIS 480-603077/9	25.0	19.101411	25.0	359302.0	0.764056	Y
7	IC 480-603077/10	25.0	18.896374	25.0	375879.0	0.755855	Y
8	IC 480-603077/11	25.0	19.145912	25.0	368832.0	0.765836	Y

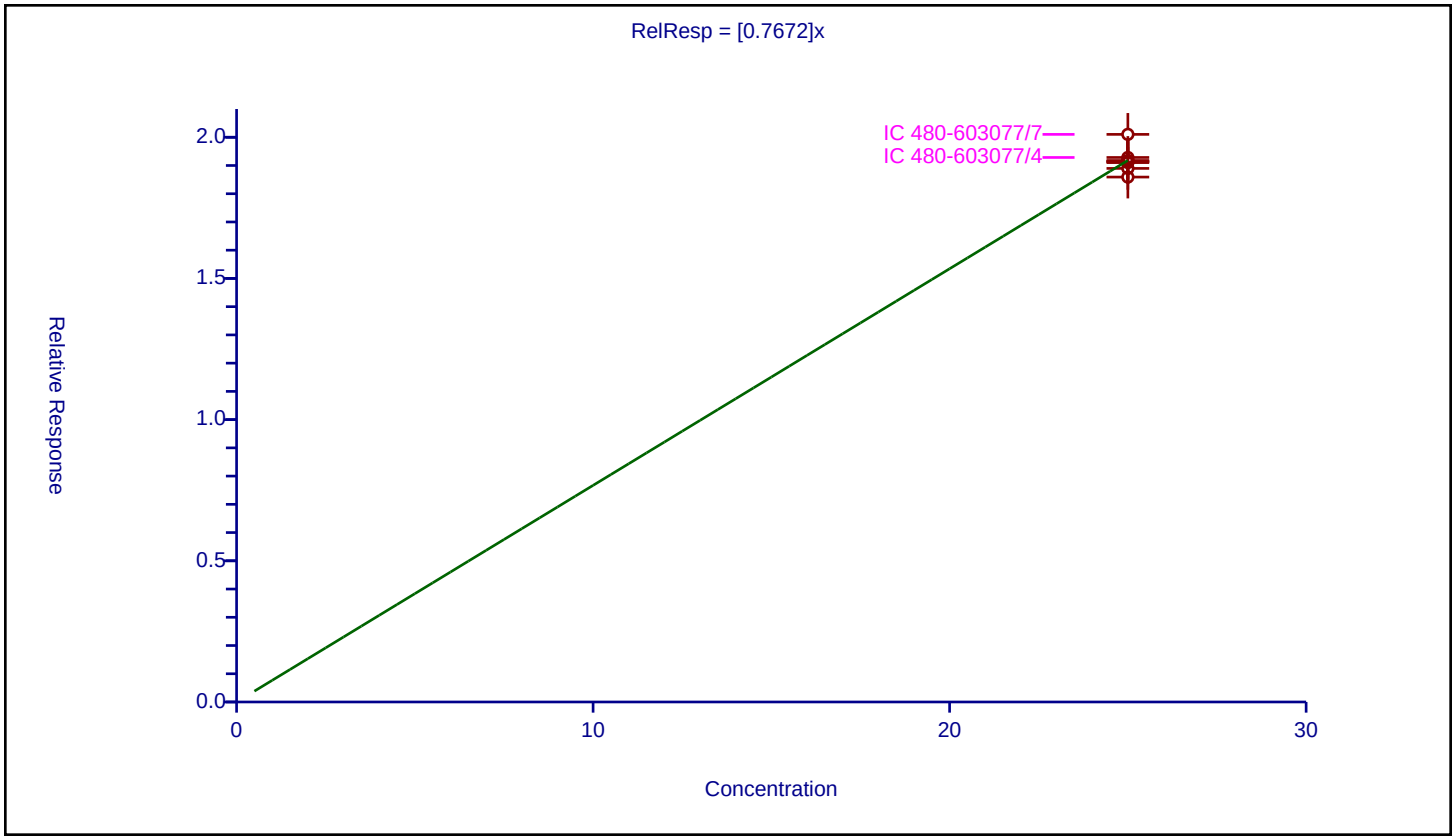

Calibration / Bromobenzene

Curve Type:	Average
Weighting:	Conc_Sq
Origin:	Force
Dependency:	Response
Calib Mode:	ISTD
Response Base:	AREA
RF Rounding:	0

Curve Coefficients

Intercept:	0
Slope:	1.072

Error Coefficients

Standard Error:	625000
Relative Standard Error:	6.8
Correlation Coefficient:	1.000
Coefficient of Determination (Adjusted):	0.993

ID	Level	Concentration	Rel. Resp.	IS Amount	IS Response	RRF	Used
1	IC 480-603077/4	0.5	0.598505	25.0	338218.0	1.197009	Y
2	IC 480-603077/5	1.0	1.142779	25.0	308918.0	1.142779	Y
3	IC 480-603077/6	2.0	2.161614	25.0	329129.0	1.080807	Y
4	IC 480-603077/7	5.0	4.813991	25.0	301813.0	0.962798	Y
5	IC 480-603077/8	10.0	10.304922	25.0	343940.0	1.030492	Y
6	ICIS 480-603077/9	25.0	26.863994	25.0	326530.0	1.07456	Y
7	IC 480-603077/10	50.0	50.891624	25.0	349755.0	1.017832	Y
8	IC 480-603077/11	100.0	107.364218	25.0	335684.0	1.073642	Y

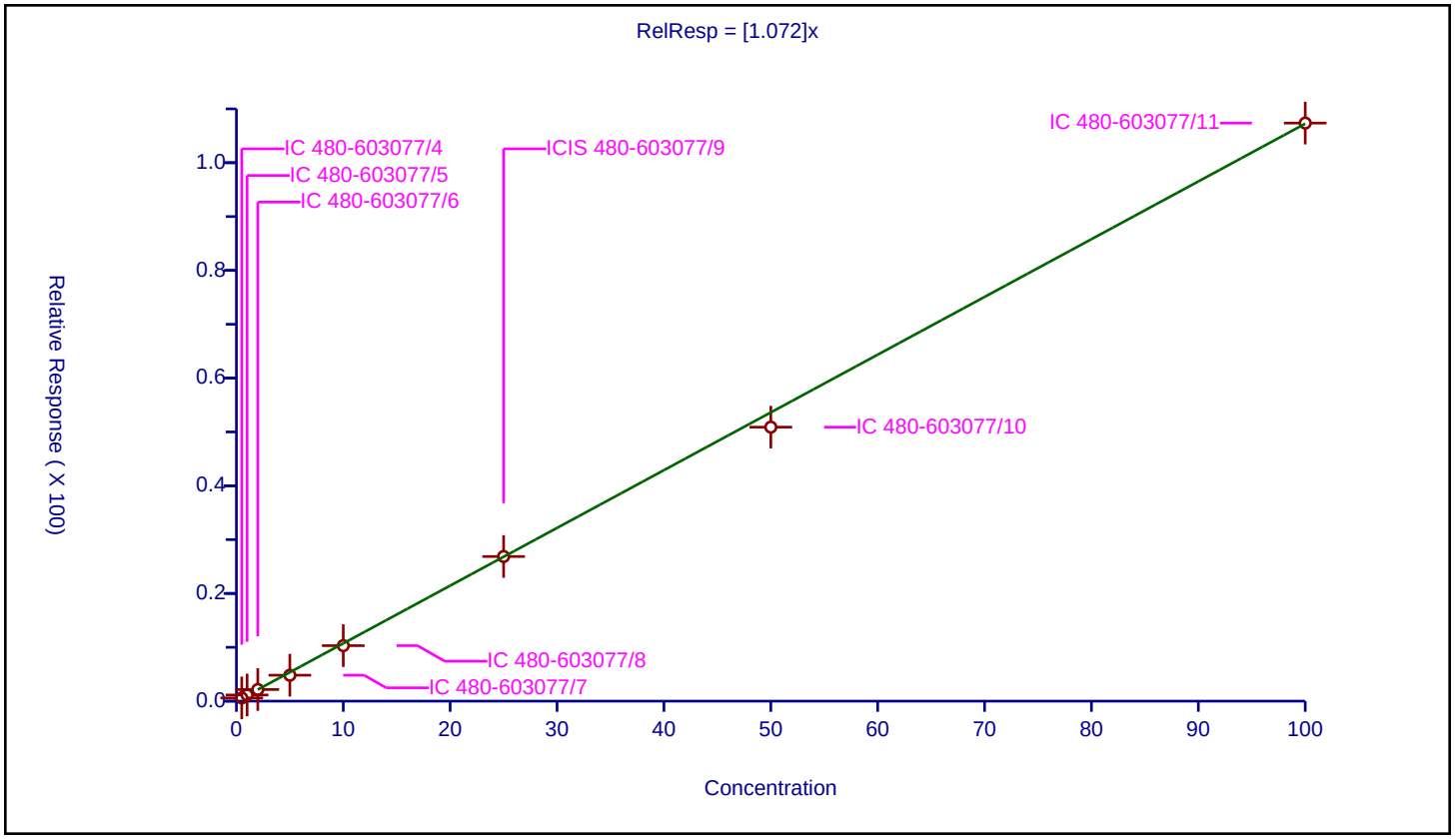

Calibration / 1,1,2,2-Tetrachloroethane

Curve Type:	Average
Weighting:	Conc_Sq
Origin:	Force
Dependency:	Response
Calib Mode:	ISTD
Response Base:	AREA
RF Rounding:	0

Curve Coefficients

Intercept:	0
Slope:	1.231

Error Coefficients

Standard Error:	742000
Relative Standard Error:	3.4
Correlation Coefficient:	1.000
Coefficient of Determination (Adjusted):	0.998

ID	Level	Concentration	Rel. Resp.	IS Amount	IS Response	RRF	Used
1	IC 480-603077/4	0.5	0.627849	25.0	338218.0	1.255699	Y
2	IC 480-603077/5	1.0	1.191578	25.0	308918.0	1.191578	Y
3	IC 480-603077/6	2.0	2.415314	25.0	329129.0	1.207657	Y
4	IC 480-603077/7	5.0	6.445133	25.0	301813.0	1.289027	Y
5	IC 480-603077/8	10.0	11.644037	25.0	343940.0	1.164404	Y
6	ICIS 480-603077/9	25.0	31.073638	25.0	326530.0	1.242946	Y
7	IC 480-603077/10	50.0	61.065818	25.0	349755.0	1.221316	Y
8	IC 480-603077/11	100.0	127.32056	25.0	335684.0	1.273206	Y

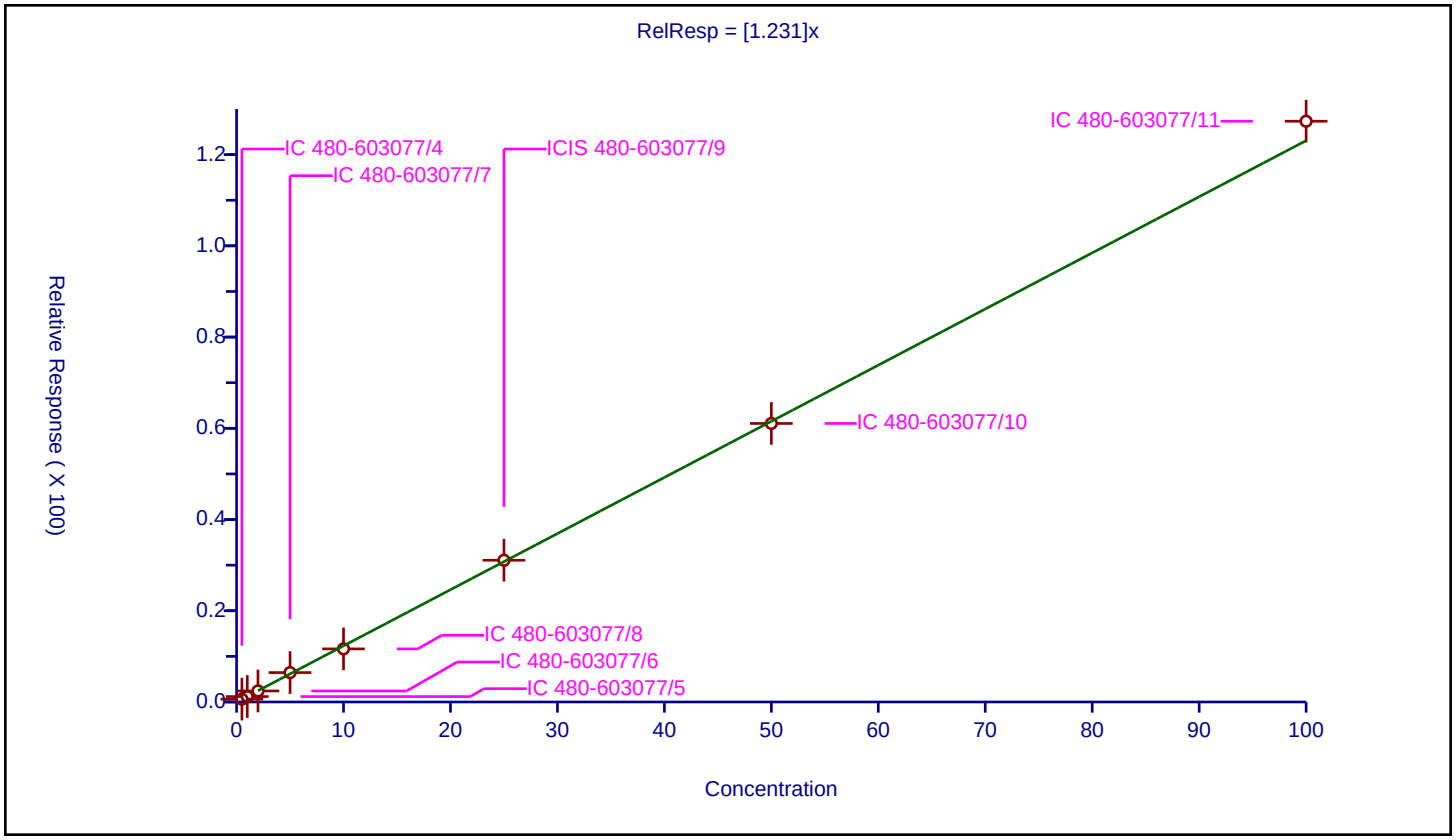

Calibration / N-Propylbenzene

Curve Type:	Average
Weighting:	Conc_Sq
Origin:	Force
Dependency:	Response
Calib Mode:	ISTD
Response Base:	AREA
RF Rounding:	0

Curve Coefficients

Intercept:	0
Slope:	5.011

Error Coefficients

Standard Error:	3270000
Relative Standard Error:	8.7
Correlation Coefficient:	1.000
Coefficient of Determination (Adjusted):	0.991

ID	Level	Concentration	Rel. Resp.	IS Amount	IS Response	RRF	Used
1	IC 480-603077/4	0.5	2.19836	25.0	338218.0	4.39672	Y
2	IC 480-603077/5	1.0	4.705699	25.0	308918.0	4.705699	Y
3	IC 480-603077/6	2.0	9.61705	25.0	329129.0	4.808525	Y
4	IC 480-603077/7	5.0	24.544834	25.0	301813.0	4.908967	Y
5	IC 480-603077/8	10.0	47.819678	25.0	343940.0	4.781968	Y
6	ICIS 480-603077/9	25.0	137.263192	25.0	326530.0	5.490528	Y
7	IC 480-603077/10	50.0	268.305242	25.0	349755.0	5.366105	Y
8	IC 480-603077/11	100.0	563.343502	25.0	335684.0	5.633435	Y

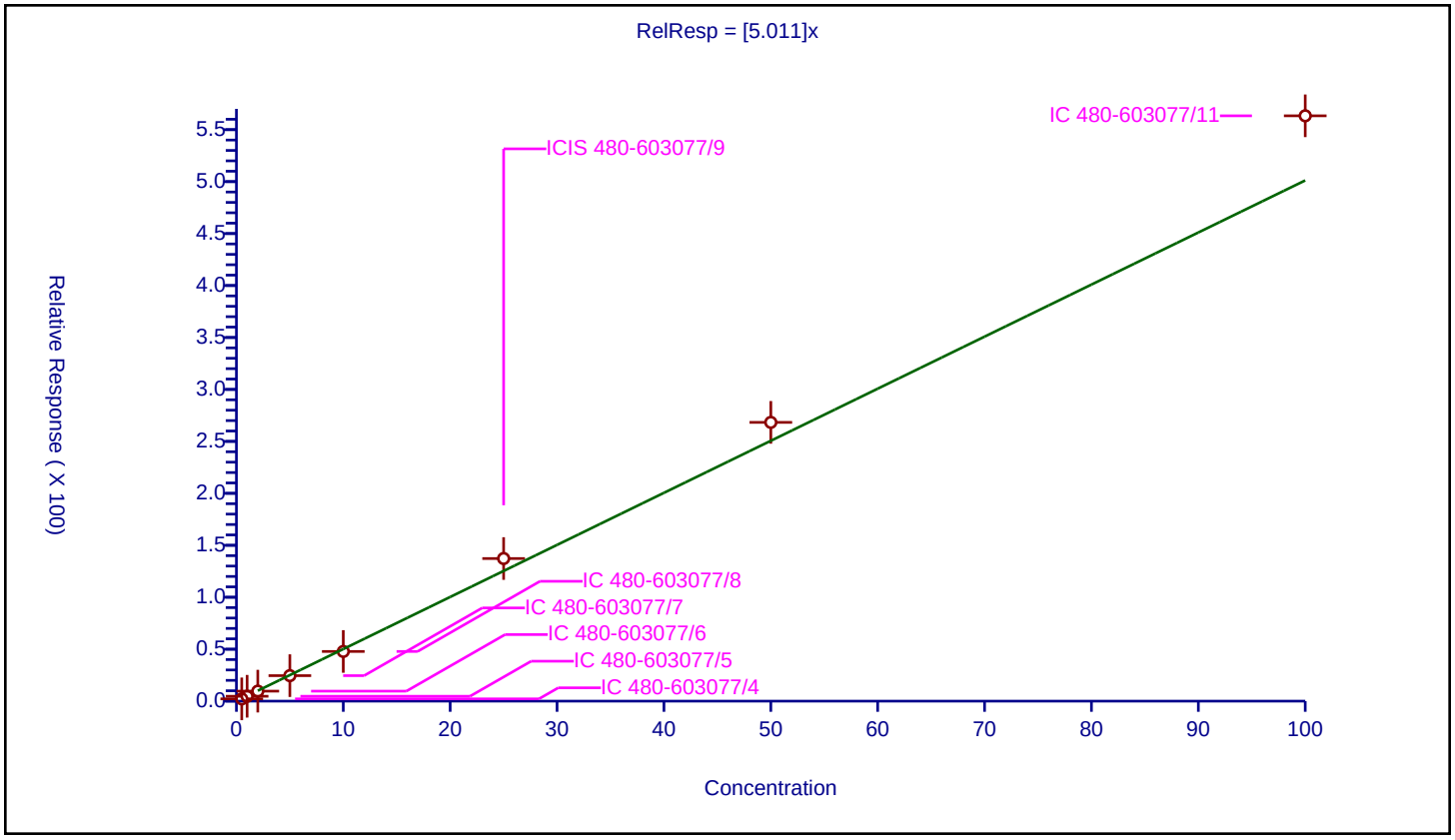

Calibration / 1,2,3-Trichloropropane

Curve Type:	Average
Weighting:	Conc_Sq
Origin:	Force
Dependency:	Response
Calib Mode:	ISTD
Response Base:	AREA
RF Rounding:	0

Curve Coefficients

Intercept:	0
Slope:	0.4248

Error Coefficients

Standard Error:	242000
Relative Standard Error:	7.1
Correlation Coefficient:	1.000
Coefficient of Determination (Adjusted):	0.993

ID	Level	Concentration	Rel. Resp.	IS Amount	IS Response	RRF	Used
1	IC 480-603077/4	0.5	0.230251	25.0	338218.0	0.460502	Y
2	IC 480-603077/5	1.0	0.476583	25.0	308918.0	0.476583	Y
3	IC 480-603077/6	2.0	0.848983	25.0	329129.0	0.424492	Y
4	IC 480-603077/7	5.0	2.083161	25.0	301813.0	0.416632	Y
5	IC 480-603077/8	10.0	3.867535	25.0	343940.0	0.386754	Y
6	ICIS 480-603077/9	25.0	10.581034	25.0	326530.0	0.423241	Y
7	IC 480-603077/10	50.0	19.810868	25.0	349755.0	0.396217	Y
8	IC 480-603077/11	100.0	41.418045	25.0	335684.0	0.41418	Y

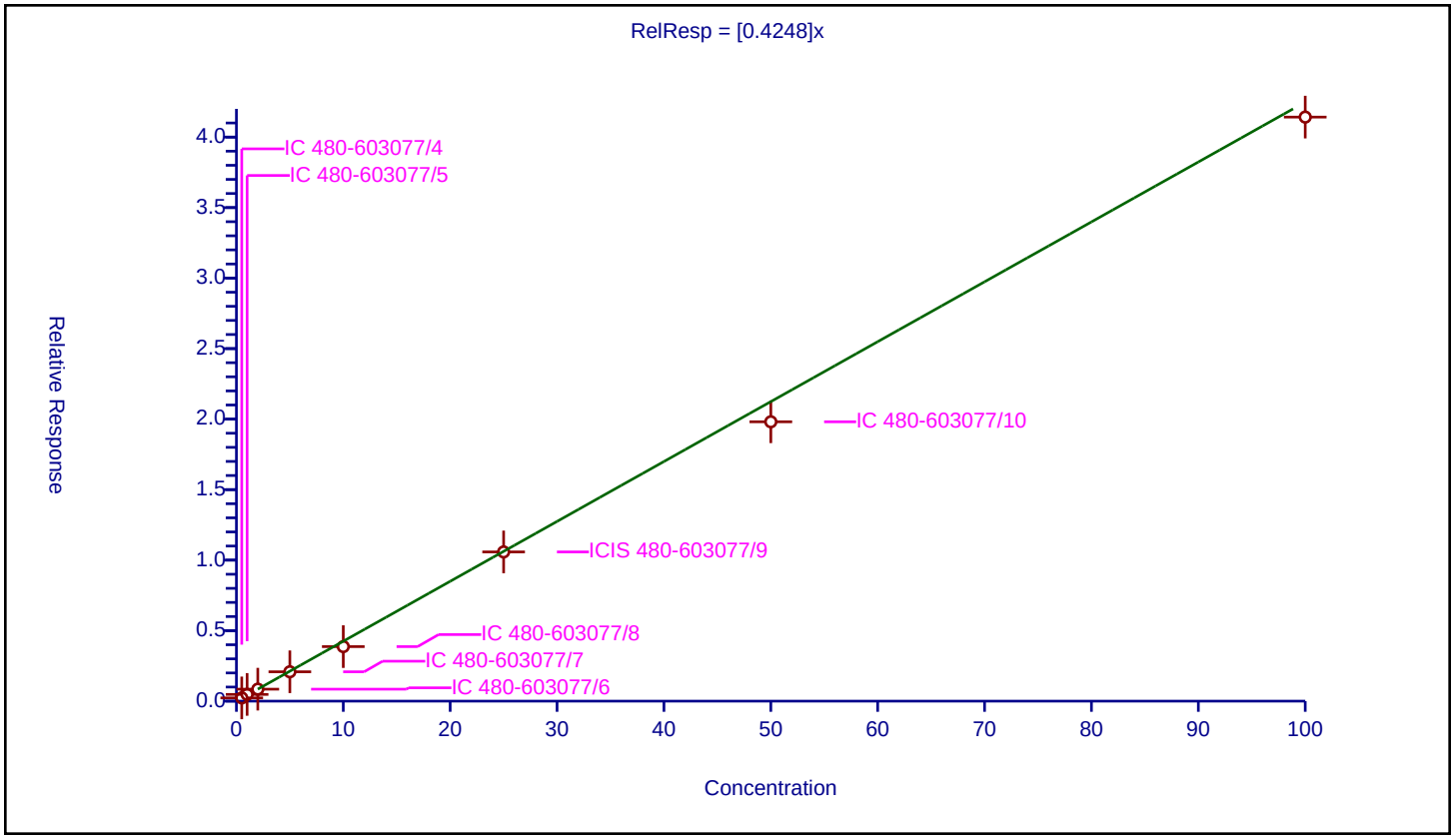

Calibration / trans-1,4-Dichloro-2-butene

Curve Type:	Linear
Weighting:	None
Origin:	None
Dependency:	Response
Calib Mode:	ISTD
Response Base:	AREA
RF Rounding:	0

Curve Coefficients

Intercept:	-1.185
Slope:	0.4043

Error Coefficients

Standard Error:	270000
Relative Standard Error:	111.4
Correlation Coefficient:	0.998
Coefficient of Determination (Adjusted):	0.995

ID	Level	Concentration	Rel. Resp.	IS Amount	IS Response	RRF	Used
1	IC 480-603077/4	0.5	0.0	25.0	338218.0	0.0	N
2	IC 480-603077/5	1.0	0.168815	25.0	308918.0	0.168815	Y
3	IC 480-603077/6	2.0	0.282488	25.0	329129.0	0.141244	Y
4	IC 480-603077/7	5.0	0.960197	25.0	301813.0	0.192039	Y
5	IC 480-603077/8	10.0	2.506542	25.0	343940.0	0.250654	Y
6	ICIS 480-603077/9	25.0	8.264861	25.0	326530.0	0.330594	Y
7	IC 480-603077/10	50.0	17.239639	25.0	349755.0	0.344793	Y
8	IC 480-603077/11	100.0	40.306136	25.0	335684.0	0.403061	Y

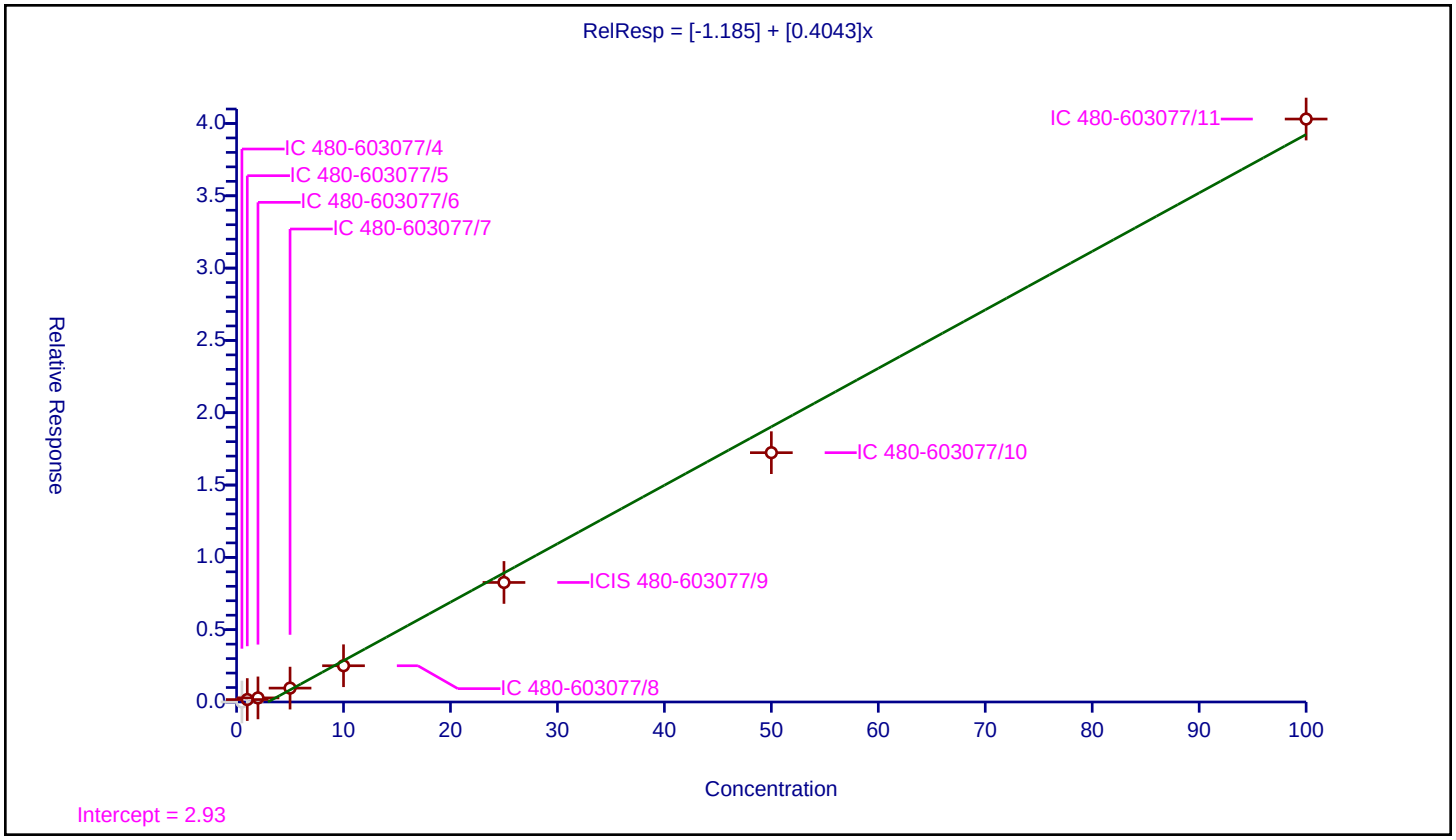

Calibration / 2-Chlorotoluene

Curve Type:	Average
Weighting:	Conc_Sq
Origin:	Force
Dependency:	Response
Calib Mode:	ISTD
Response Base:	AREA
RF Rounding:	0

Curve Coefficients

Intercept:	0
Slope:	1.041

Error Coefficients

Standard Error:	621000
Relative Standard Error:	4.0
Correlation Coefficient:	1.000
Coefficient of Determination (Adjusted):	0.998

ID	Level	Concentration	Rel. Resp.	IS Amount	IS Response	RRF	Used
1	IC 480-603077/4	0.5	0.517122	25.0	338218.0	1.034244	Y
2	IC 480-603077/5	1.0	1.021226	25.0	308918.0	1.021226	Y
3	IC 480-603077/6	2.0	2.204759	25.0	329129.0	1.102379	Y
4	IC 480-603077/7	5.0	5.060584	25.0	301813.0	1.012117	Y
5	IC 480-603077/8	10.0	9.802945	25.0	343940.0	0.980295	Y
6	ICIS 480-603077/9	25.0	27.26434	25.0	326530.0	1.090574	Y
7	IC 480-603077/10	50.0	51.167603	25.0	349755.0	1.023352	Y
8	IC 480-603077/11	100.0	106.310176	25.0	335684.0	1.063102	Y

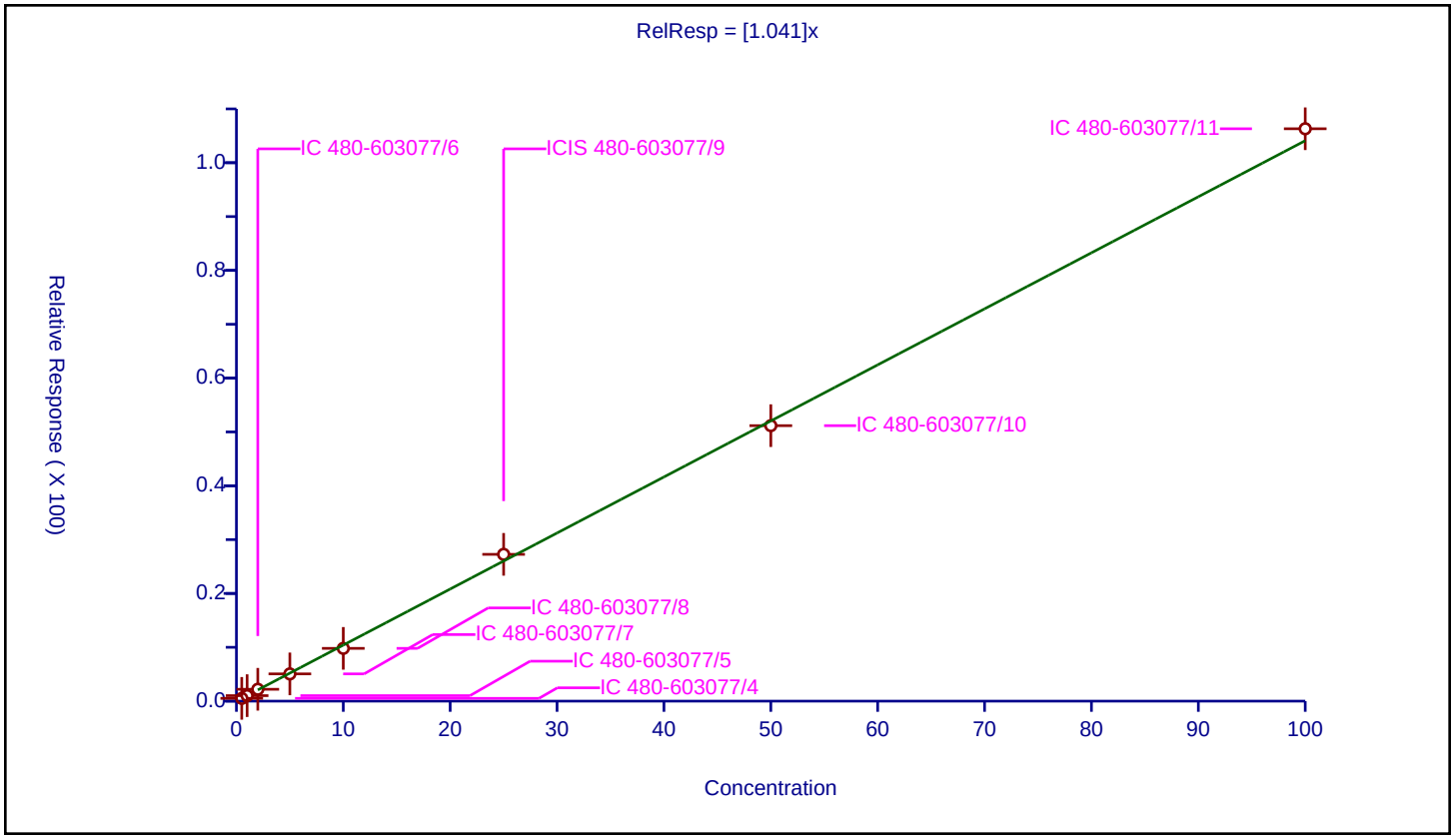

Calibration / 1,3,5-Trimethylbenzene

Curve Type:	Average
Weighting:	Conc_Sq
Origin:	Force
Dependency:	Response
Calib Mode:	ISTD
Response Base:	AREA
RF Rounding:	0

Curve Coefficients

Intercept:	0
Slope:	3.716

Error Coefficients

Standard Error:	2400000
Relative Standard Error:	7.4
Correlation Coefficient:	1.000
Coefficient of Determination (Adjusted):	0.993

ID	Level	Concentration	Rel. Resp.	IS Amount	IS Response	RRF	Used
1	IC 480-603077/4	0.5	1.746285	25.0	338218.0	3.49257	Y
2	IC 480-603077/5	1.0	3.391677	25.0	308918.0	3.391677	Y
3	IC 480-603077/6	2.0	7.334738	25.0	329129.0	3.667369	Y
4	IC 480-603077/7	5.0	18.216992	25.0	301813.0	3.643398	Y
5	IC 480-603077/8	10.0	34.714558	25.0	343940.0	3.471456	Y
6	ICIS 480-603077/9	25.0	100.268811	25.0	326530.0	4.010752	Y
7	IC 480-603077/10	50.0	195.175909	25.0	349755.0	3.903518	Y
8	IC 480-603077/11	100.0	414.484158	25.0	335684.0	4.144842	Y

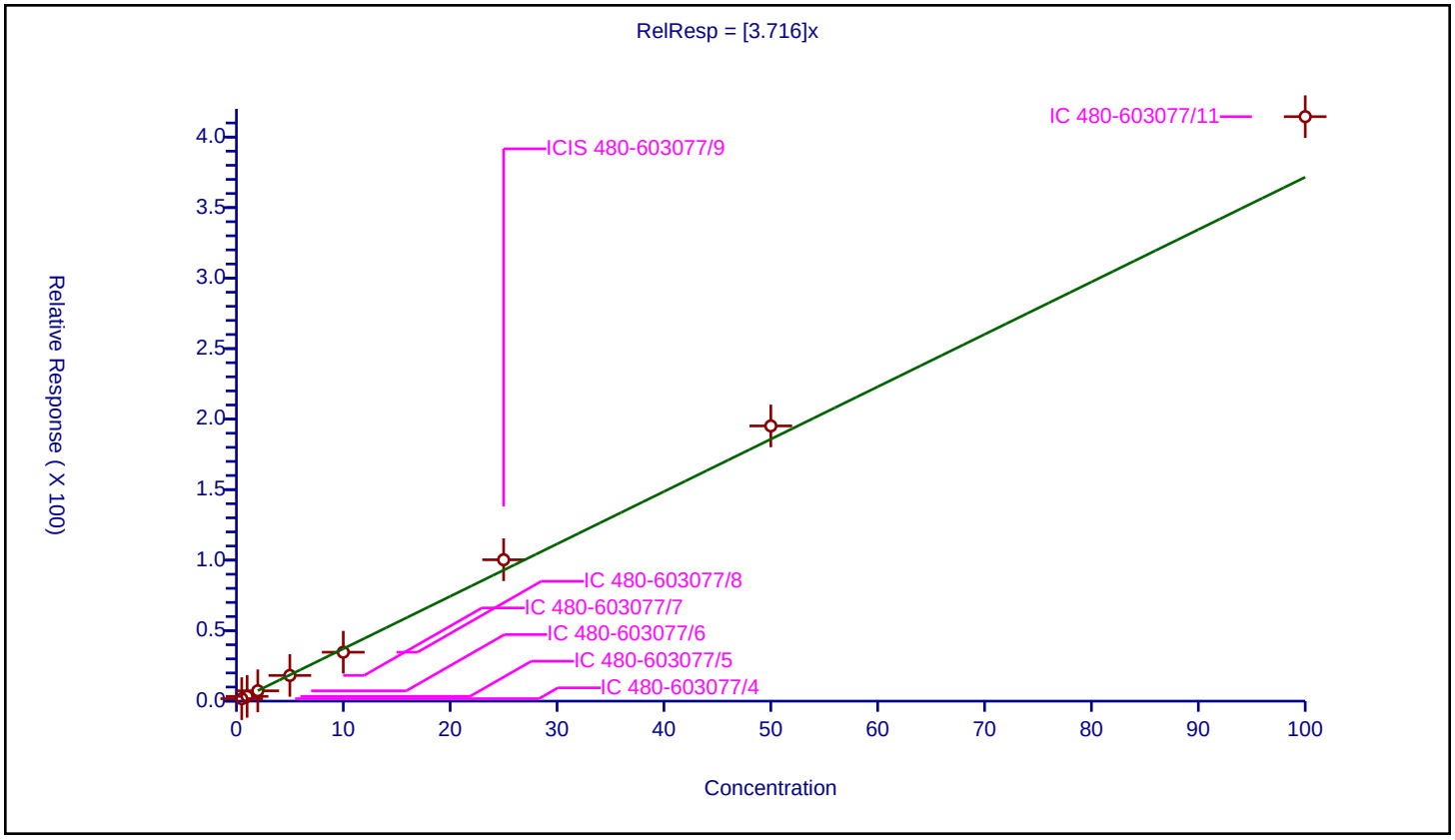

Calibration / 4-Chlorotoluene

Curve Type:	Average
Weighting:	Conc_Sq
Origin:	Force
Dependency:	Response
Calib Mode:	ISTD
Response Base:	AREA
RF Rounding:	0

Curve Coefficients

Intercept:	0
Slope:	1.034

Error Coefficients

Standard Error:	648000
Relative Standard Error:	6.0
Correlation Coefficient:	1.000
Coefficient of Determination (Adjusted):	0.995

ID	Level	Concentration	Rel. Resp.	IS Amount	IS Response	RRF	Used
1	IC 480-603077/4	0.5	0.503595	25.0	338218.0	1.007191	Y
2	IC 480-603077/5	1.0	0.945801	25.0	308918.0	0.945801	Y
3	IC 480-603077/6	2.0	1.947565	25.0	329129.0	0.973782	Y
4	IC 480-603077/7	5.0	5.322418	25.0	301813.0	1.064484	Y
5	IC 480-603077/8	10.0	10.037361	25.0	343940.0	1.003736	Y
6	ICIS 480-603077/9	25.0	27.741555	25.0	326530.0	1.109662	Y
7	IC 480-603077/10	50.0	52.511901	25.0	349755.0	1.050238	Y
8	IC 480-603077/11	100.0	111.572193	25.0	335684.0	1.115722	Y

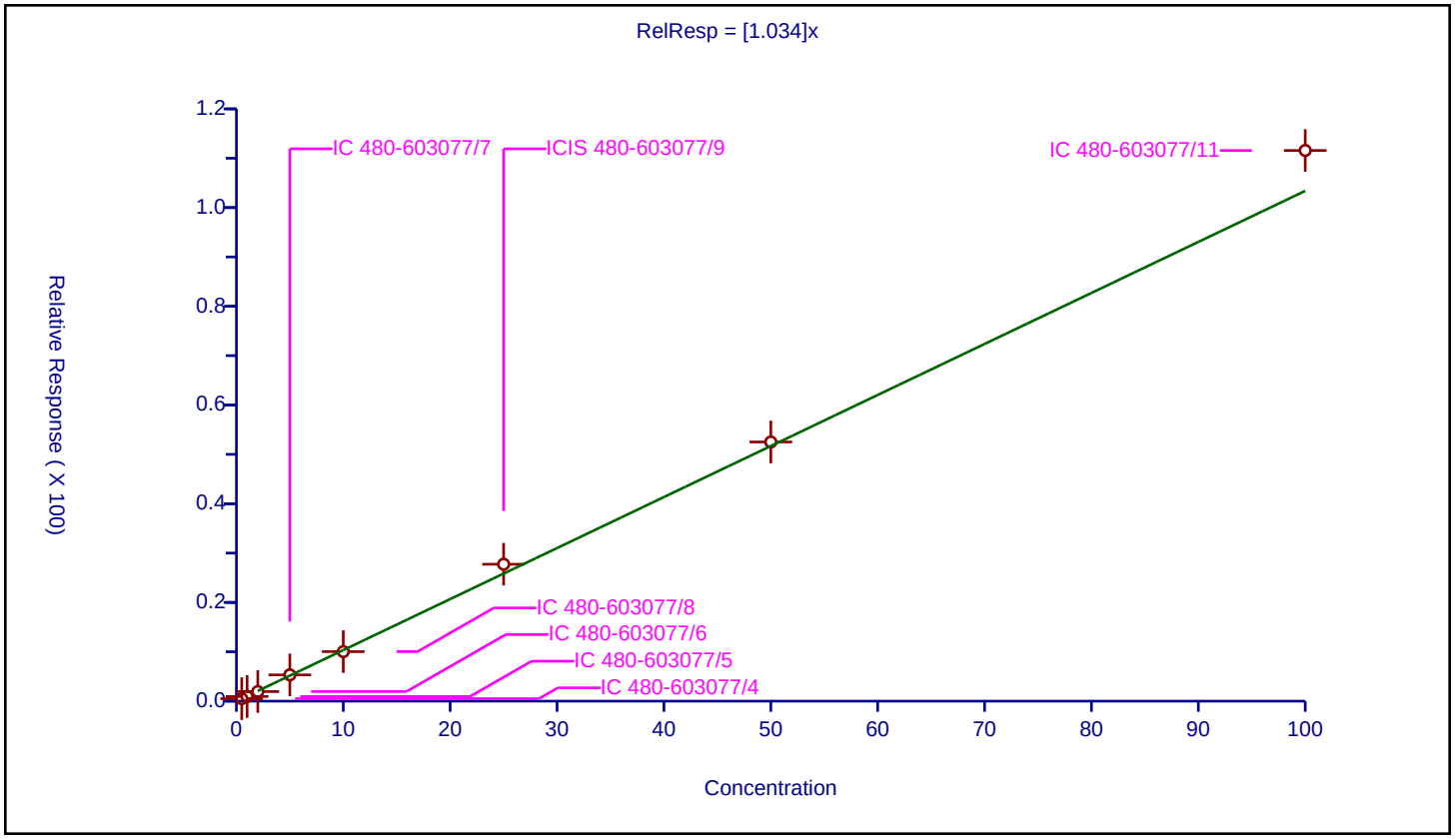

Calibration / tert-Butylbenzene

Curve Type:	Average
Weighting:	Conc_Sq
Origin:	Force
Dependency:	Response
Calib Mode:	ISTD
Response Base:	AREA
RF Rounding:	0

Curve Coefficients

Intercept:	0
Slope:	0.8222

Error Coefficients

Standard Error:	535000
Relative Standard Error:	10.5
Correlation Coefficient:	1.000
Coefficient of Determination (Adjusted):	0.987

ID	Level	Concentration	Rel. Resp.	IS Amount	IS Response	RRF	Used
1	IC 480-603077/4	0.5	0.340387	25.0	338218.0	0.680774	Y
2	IC 480-603077/5	1.0	0.747124	25.0	308918.0	0.747124	Y
3	IC 480-603077/6	2.0	1.590258	25.0	329129.0	0.795129	Y
4	IC 480-603077/7	5.0	4.1312	25.0	301813.0	0.82624	Y
5	IC 480-603077/8	10.0	7.931253	25.0	343940.0	0.793125	Y
6	ICIS 480-603077/9	25.0	23.215401	25.0	326530.0	0.928616	Y
7	IC 480-603077/10	50.0	44.547183	25.0	349755.0	0.890944	Y
8	IC 480-603077/11	100.0	91.537428	25.0	335684.0	0.915374	Y

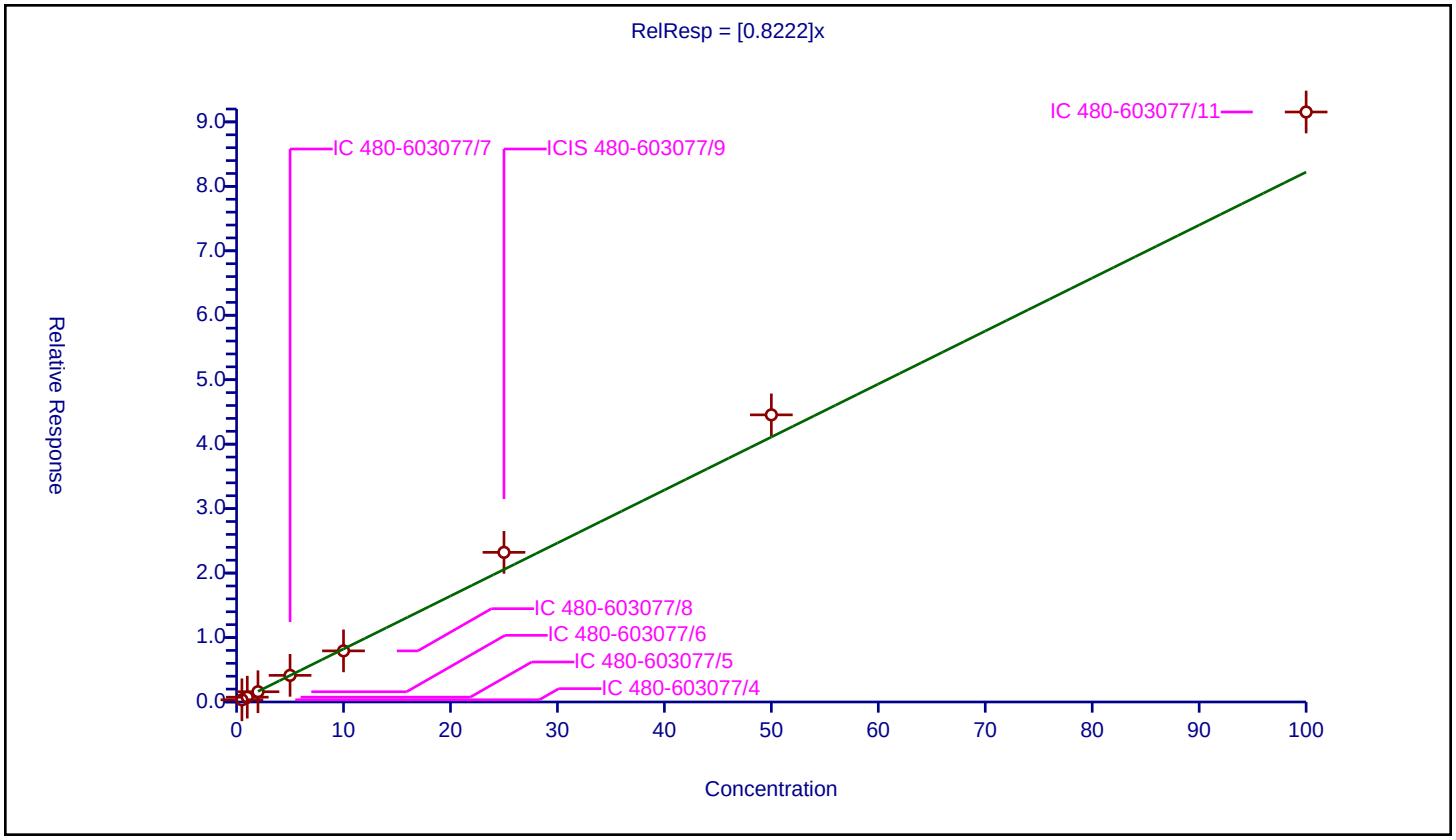

Calibration / 1,2,4-Trimethylbenzene

Curve Type:	Average
Weighting:	Conc_Sq
Origin:	Force
Dependency:	Response
Calib Mode:	ISTD
Response Base:	AREA
RF Rounding:	0

Curve Coefficients

Intercept:	0
Slope:	3.845

Error Coefficients

Standard Error:	2430000
Relative Standard Error:	5.5
Correlation Coefficient:	1.000
Coefficient of Determination (Adjusted):	0.996

ID	Level	Concentration	Rel. Resp.	IS Amount	IS Response	RRF	Used
1	IC 480-603077/4	0.5	1.852725	25.0	338218.0	3.70545	Y
2	IC 480-603077/5	1.0	3.594724	25.0	308918.0	3.594724	Y
3	IC 480-603077/6	2.0	7.483844	25.0	329129.0	3.741922	Y
4	IC 480-603077/7	5.0	19.357102	25.0	301813.0	3.87142	Y
5	IC 480-603077/8	10.0	36.569823	25.0	343940.0	3.656982	Y
6	ICIS 480-603077/9	25.0	101.868282	25.0	326530.0	4.074731	Y
7	IC 480-603077/10	50.0	196.053166	25.0	349755.0	3.921063	Y
8	IC 480-603077/11	100.0	419.360991	25.0	335684.0	4.19361	Y

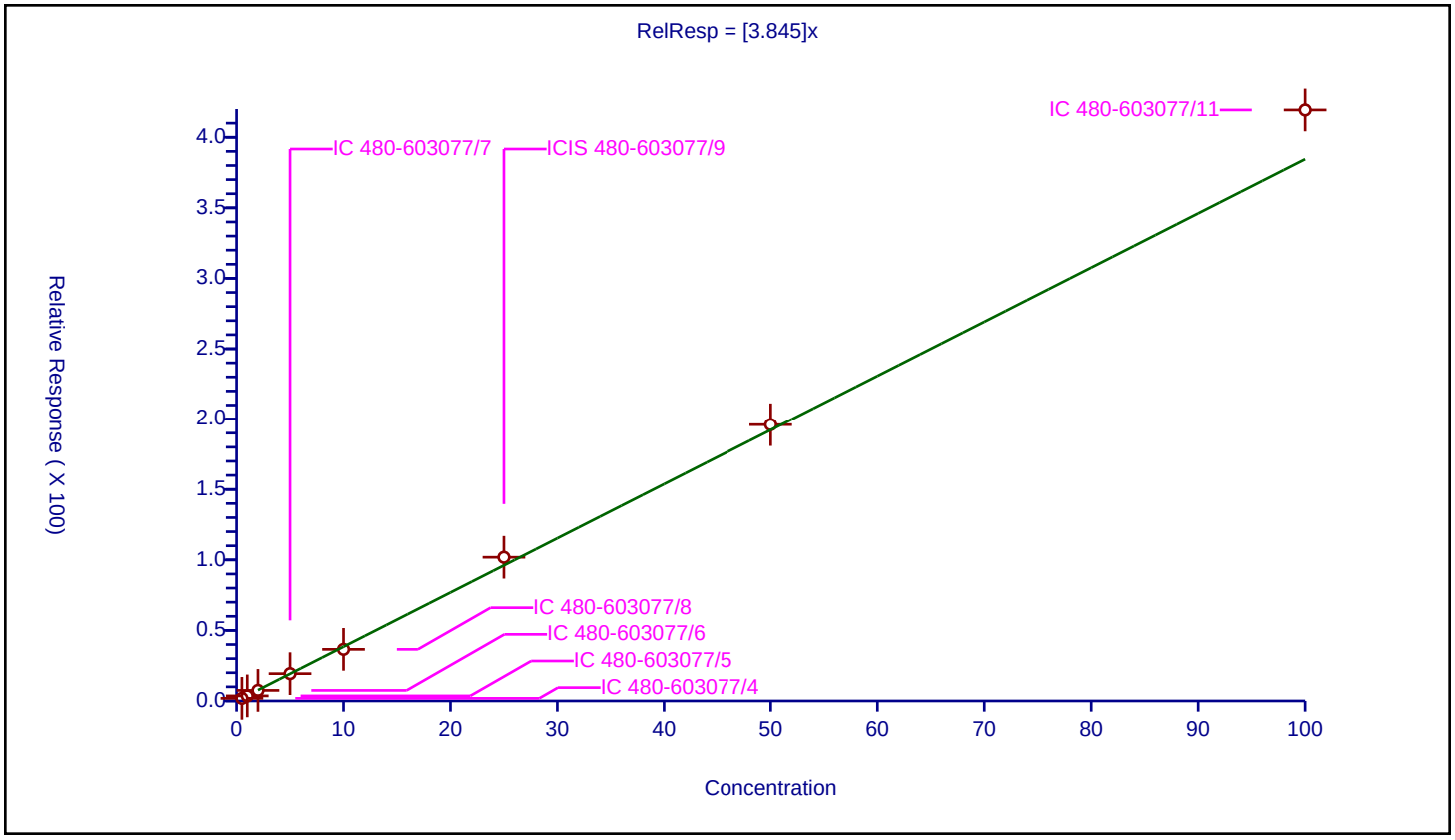

Calibration / sec-Butylbenzene

Curve Type:	Average
Weighting:	Conc_Sq
Origin:	Force
Dependency:	Response
Calib Mode:	ISTD
Response Base:	AREA
RF Rounding:	0

Curve Coefficients

Intercept:	0
Slope:	4.632

Error Coefficients

Standard Error:	3110000
Relative Standard Error:	12.3
Correlation Coefficient:	1.000
Coefficient of Determination (Adjusted):	0.982

ID	Level	Concentration	Rel. Resp.	IS Amount	IS Response	RRF	Used
1	IC 480-603077/4	0.5	1.980084	25.0	338218.0	3.960168	Y
2	IC 480-603077/5	1.0	3.804003	25.0	308918.0	3.804003	Y
3	IC 480-603077/6	2.0	9.296431	25.0	329129.0	4.648215	Y
4	IC 480-603077/7	5.0	22.784307	25.0	301813.0	4.556861	Y
5	IC 480-603077/8	10.0	44.162427	25.0	343940.0	4.416243	Y
6	ICIS 480-603077/9	25.0	130.521085	25.0	326530.0	5.220843	Y
7	IC 480-603077/10	50.0	255.053037	25.0	349755.0	5.101061	Y
8	IC 480-603077/11	100.0	535.146447	25.0	335684.0	5.351464	Y

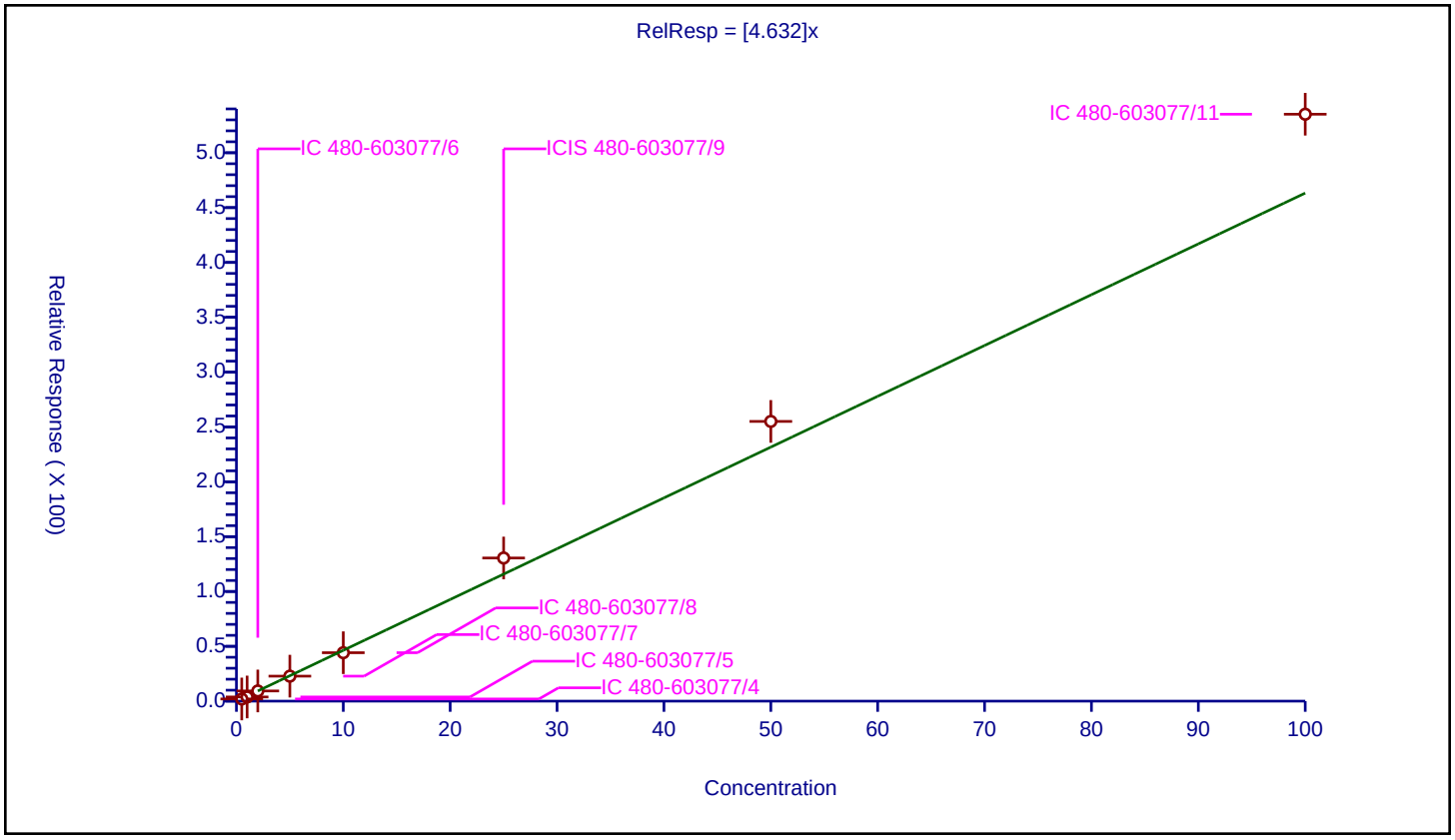

Calibration / 1,3-Dichlorobenzene

Curve Type:	Average
Weighting:	Conc_Sq
Origin:	Force
Dependency:	Response
Calib Mode:	ISTD
Response Base:	AREA
RF Rounding:	0

Curve Coefficients

Intercept:	0
Slope:	2.128

Error Coefficients

Standard Error:	1280000
Relative Standard Error:	4.2
Correlation Coefficient:	1.000
Coefficient of Determination (Adjusted):	0.998

ID	Level	Concentration	Rel. Resp.	IS Amount	IS Response	RRF	Used
1	IC 480-603077/4	0.5	1.029218	25.0	338218.0	2.058436	Y
2	IC 480-603077/5	1.0	2.105575	25.0	308918.0	2.105575	Y
3	IC 480-603077/6	2.0	4.535	25.0	329129.0	2.2675	Y
4	IC 480-603077/7	5.0	10.328332	25.0	301813.0	2.065666	Y
5	IC 480-603077/8	10.0	20.249607	25.0	343940.0	2.024961	Y
6	ICIS 480-603077/9	25.0	55.559826	25.0	326530.0	2.222393	Y
7	IC 480-603077/10	50.0	104.095724	25.0	349755.0	2.081914	Y
8	IC 480-603077/11	100.0	219.976302	25.0	335684.0	2.199763	Y

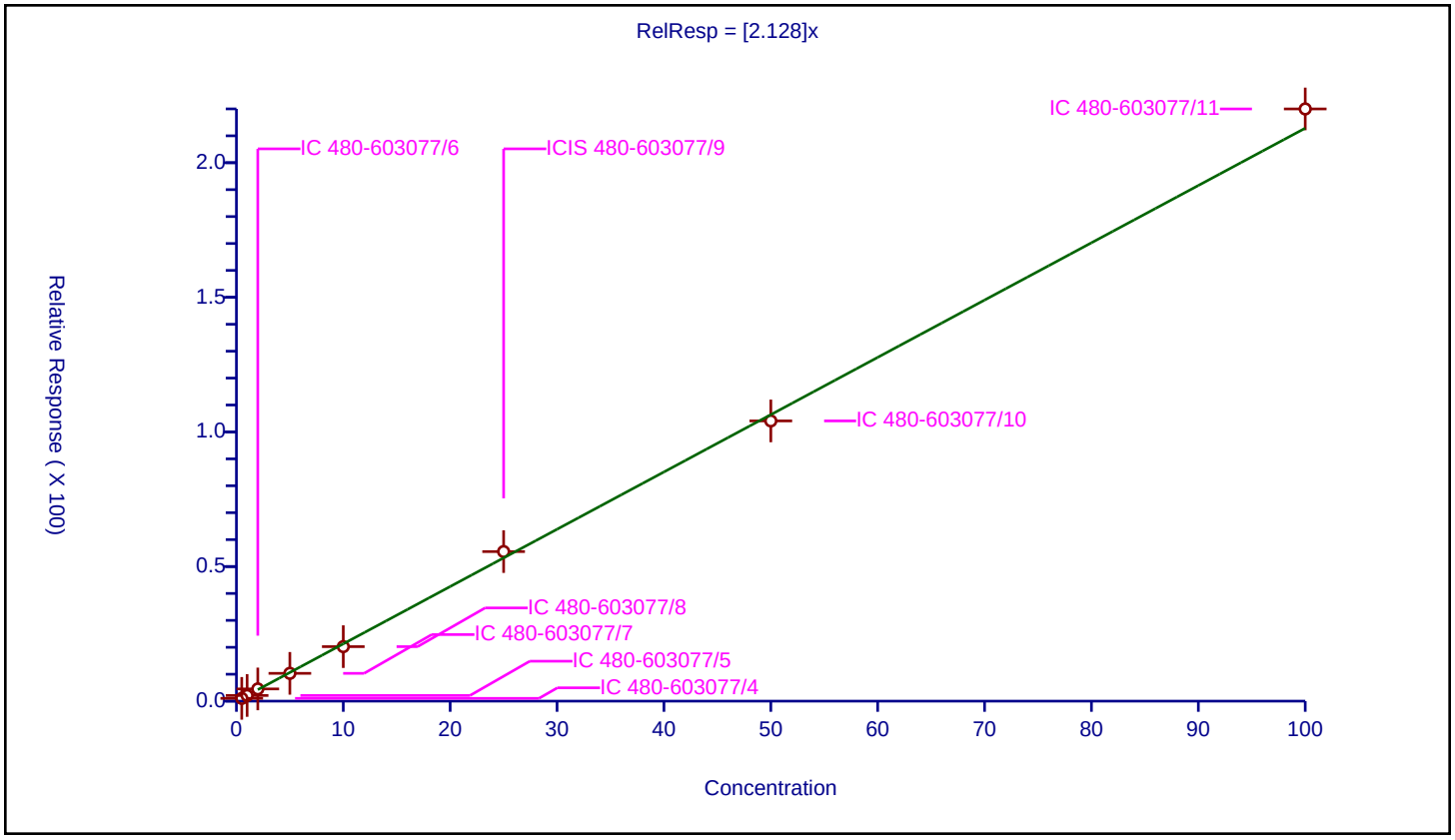

Calibration / 4-Isopropyltoluene

Curve Type:	Average
Weighting:	Conc_Sq
Origin:	Force
Dependency:	Response
Calib Mode:	ISTD
Response Base:	AREA
RF Rounding:	0

Curve Coefficients

Intercept:	0
Slope:	4.309

Error Coefficients

Standard Error:	2900000
Relative Standard Error:	13.5
Correlation Coefficient:	1.000
Coefficient of Determination (Adjusted):	0.979

ID	Level	Concentration	Rel. Resp.	IS Amount	IS Response	RRF	Used
1	IC 480-603077/4	0.5	1.63541	25.0	338218.0	3.270819	Y
2	IC 480-603077/5	1.0	3.83249	25.0	308918.0	3.83249	Y
3	IC 480-603077/6	2.0	8.592224	25.0	329129.0	4.296112	Y
4	IC 480-603077/7	5.0	21.767783	25.0	301813.0	4.353557	Y
5	IC 480-603077/8	10.0	40.686021	25.0	343940.0	4.068602	Y
6	ICIS 480-603077/9	25.0	122.623036	25.0	326530.0	4.904921	Y
7	IC 480-603077/10	50.0	237.930766	25.0	349755.0	4.758615	Y
8	IC 480-603077/11	100.0	498.46284	25.0	335684.0	4.984628	Y

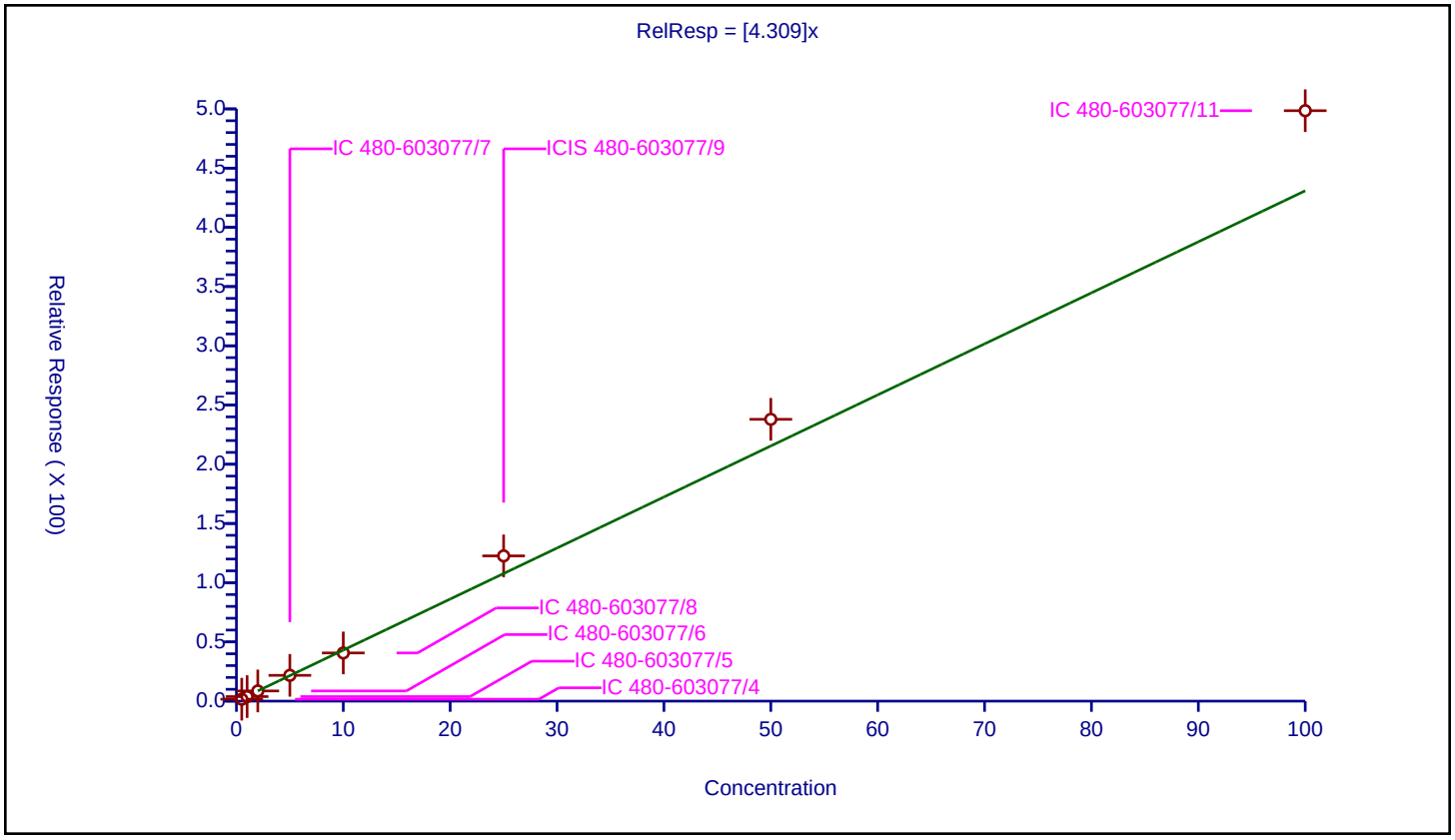

Calibration / 1,4-Dichlorobenzene

Curve Type:	Average
Weighting:	Conc_Sq
Origin:	Force
Dependency:	Response
Calib Mode:	ISTD
Response Base:	AREA
RF Rounding:	0

Curve Coefficients

Intercept:	0
Slope:	2.133

Error Coefficients

Standard Error:	1300000
Relative Standard Error:	4.6
Correlation Coefficient:	1.000
Coefficient of Determination (Adjusted):	0.997

ID	Level	Concentration	Rel. Resp.	IS Amount	IS Response	RRF	Used
1	IC 480-603077/4	0.5	1.128636	25.0	338218.0	2.257272	Y
2	IC 480-603077/5	1.0	1.998184	25.0	308918.0	1.998184	Y
3	IC 480-603077/6	2.0	4.221901	25.0	329129.0	2.11095	Y
4	IC 480-603077/7	5.0	10.63879	25.0	301813.0	2.127758	Y
5	IC 480-603077/8	10.0	20.052189	25.0	343940.0	2.005219	Y
6	ICIS 480-603077/9	25.0	54.836233	25.0	326530.0	2.193449	Y
7	IC 480-603077/10	50.0	106.491258	25.0	349755.0	2.129825	Y
8	IC 480-603077/11	100.0	224.231569	25.0	335684.0	2.242316	Y

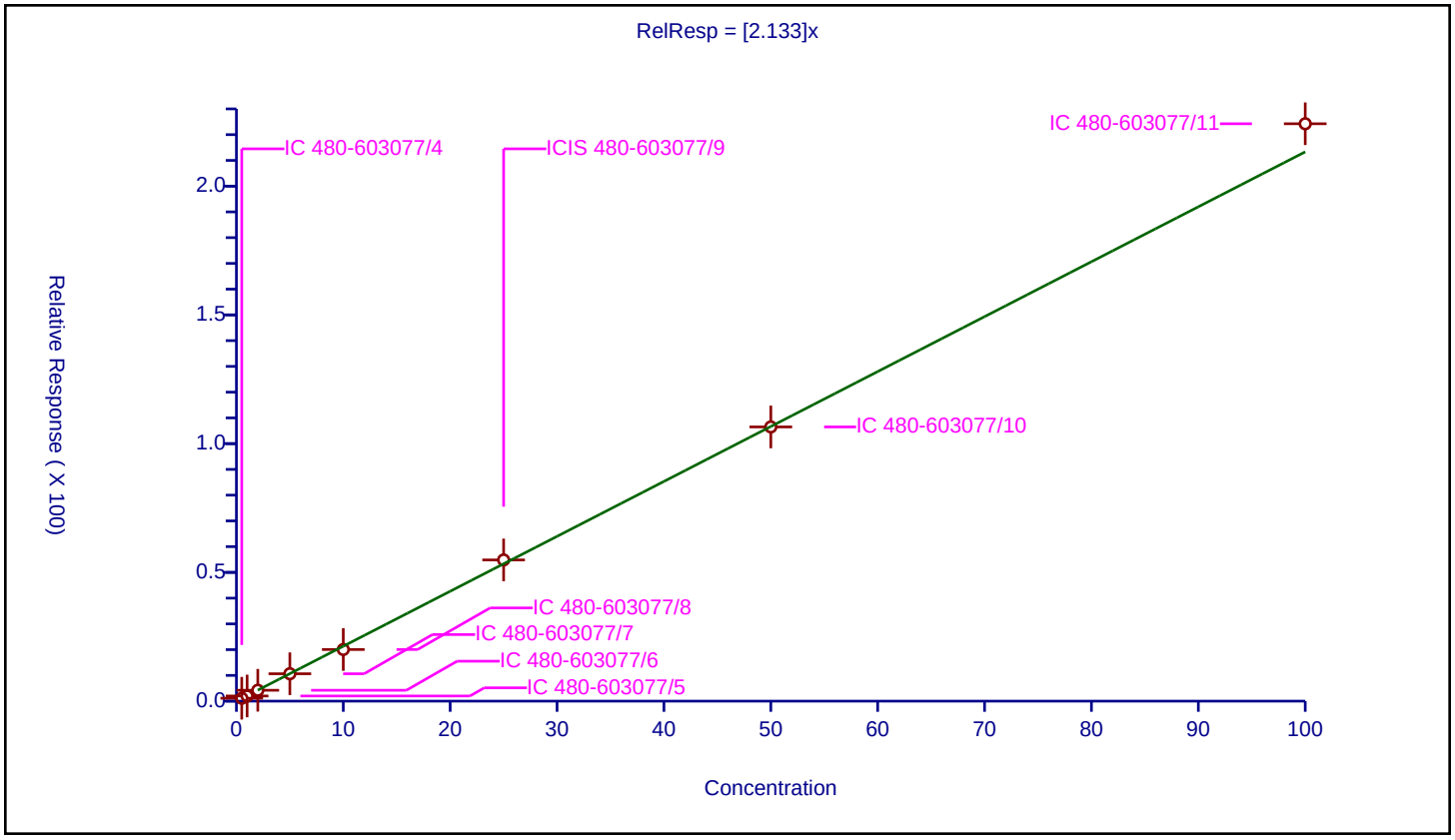

Calibration / n-Butylbenzene

Curve Type:	Average
Weighting:	Conc_Sq
Origin:	Force
Dependency:	Response
Calib Mode:	ISTD
Response Base:	AREA
RF Rounding:	0

Curve Coefficients

Intercept:	0
Slope:	3.791

Error Coefficients

Standard Error:	2400000
Relative Standard Error:	6.3
Correlation Coefficient:	1.000
Coefficient of Determination (Adjusted):	0.995

ID	Level	Concentration	Rel. Resp.	IS Amount	IS Response	RRF	Used
1	IC 480-603077/4	0.5	1.807784	25.0	338218.0	3.615567	Y
2	IC 480-603077/5	1.0	3.496316	25.0	308918.0	3.496316	Y
3	IC 480-603077/6	2.0	7.548636	25.0	329129.0	3.774318	Y
4	IC 480-603077/7	5.0	18.446273	25.0	301813.0	3.689255	Y
5	IC 480-603077/8	10.0	35.73523	25.0	343940.0	3.573523	Y
6	ICIS 480-603077/9	25.0	102.700058	25.0	326530.0	4.108002	Y
7	IC 480-603077/10	50.0	198.219182	25.0	349755.0	3.964384	Y
8	IC 480-603077/11	100.0	410.43958	25.0	335684.0	4.104396	Y

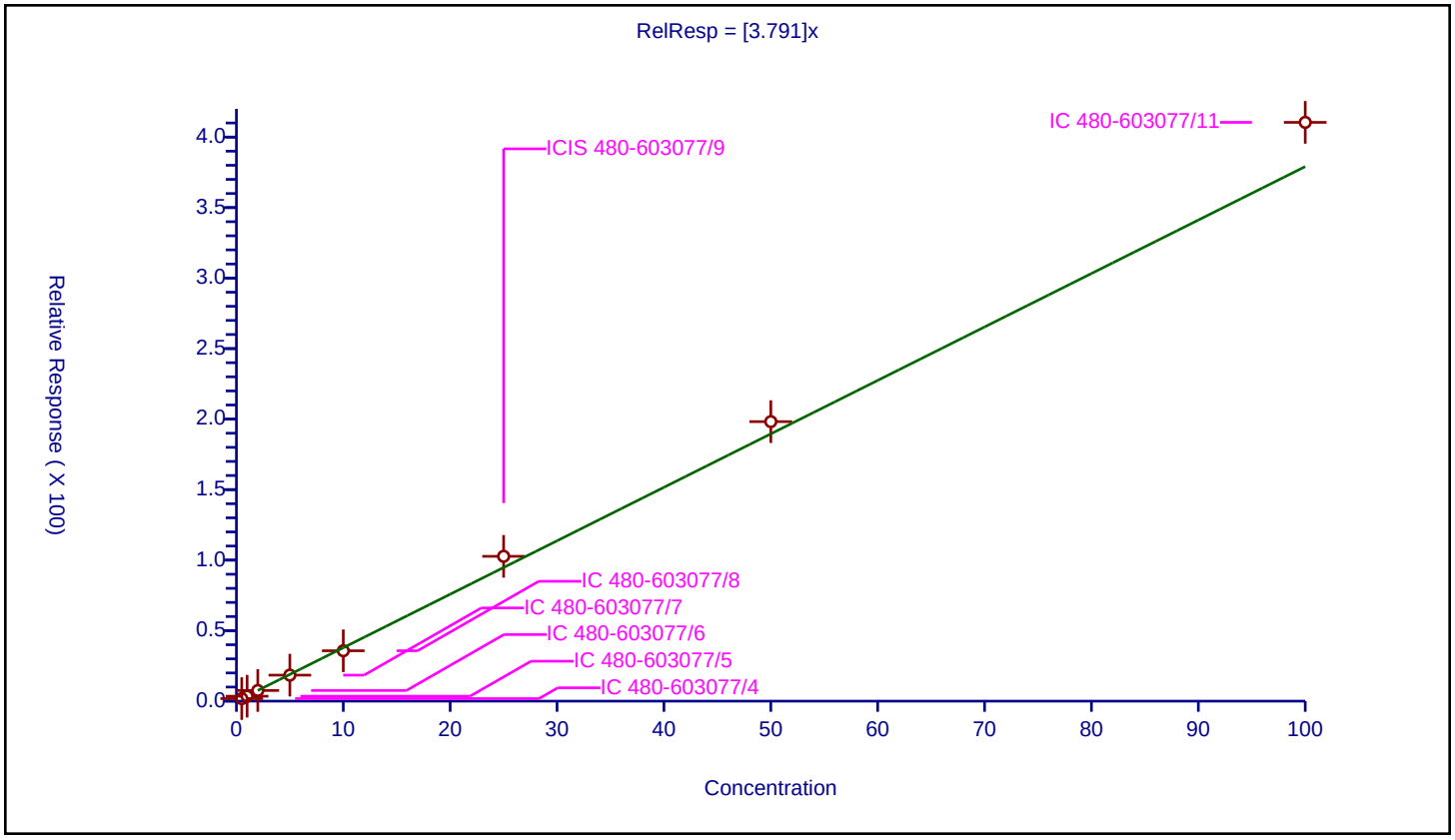

Calibration / 1,2-Dichlorobenzene

Curve Type:	Average
Weighting:	Conc_Sq
Origin:	Force
Dependency:	Response
Calib Mode:	ISTD
Response Base:	AREA
RF Rounding:	0

Curve Coefficients

Intercept:	0
Slope:	2.125

Error Coefficients

Standard Error:	1270000
Relative Standard Error:	3.4
Correlation Coefficient:	1.000
Coefficient of Determination (Adjusted):	0.998

ID	Level	Concentration	Rel. Resp.	IS Amount	IS Response	RRF	Used
1	IC 480-603077/4	0.5	1.090421	25.0	338218.0	2.180842	Y
2	IC 480-603077/5	1.0	2.164814	25.0	308918.0	2.164814	Y
3	IC 480-603077/6	2.0	4.346396	25.0	329129.0	2.173198	Y
4	IC 480-603077/7	5.0	10.577245	25.0	301813.0	2.115449	Y
5	IC 480-603077/8	10.0	19.694569	25.0	343940.0	1.969457	Y
6	ICIS 480-603077/9	25.0	53.483524	25.0	326530.0	2.139341	Y
7	IC 480-603077/10	50.0	103.724607	25.0	349755.0	2.074492	Y
8	IC 480-603077/11	100.0	218.188609	25.0	335684.0	2.181886	Y

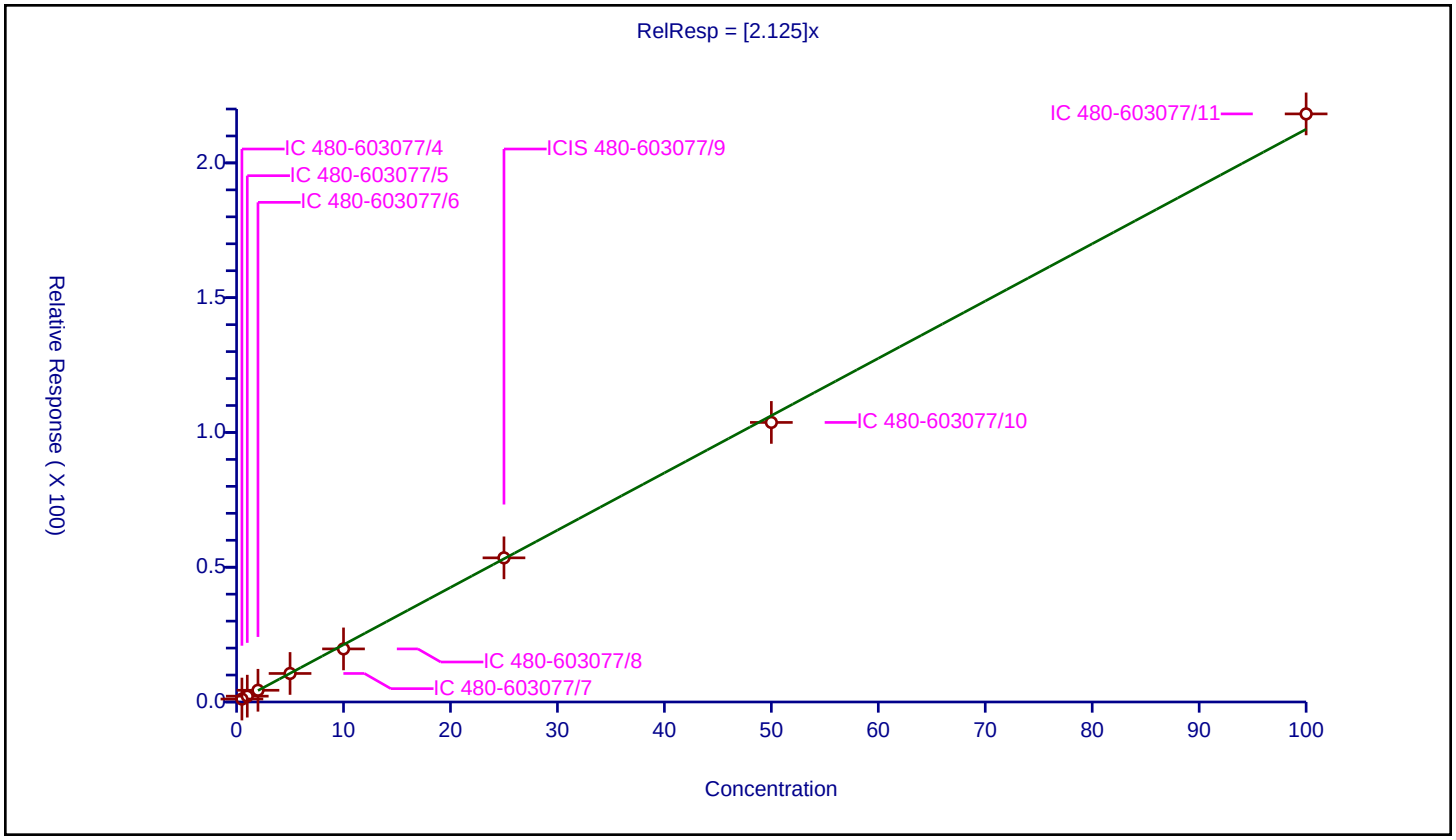

Calibration / 1,2-Dibromo-3-Chloropropane

Curve Type:	Average
Weighting:	Conc_Sq
Origin:	Force
Dependency:	Response
Calib Mode:	ISTD
Response Base:	AREA
RF Rounding:	0

Curve Coefficients

Intercept:	0
Slope:	0.2654

Error Coefficients

Standard Error:	174000
Relative Standard Error:	7.8
Correlation Coefficient:	0.997
Coefficient of Determination (Adjusted):	0.992

ID	Level	Concentration	Rel. Resp.	IS Amount	IS Response	RRF	Used
1	IC 480-603077/4	0.5	0.116862	25.0	338218.0	0.233725	Y
2	IC 480-603077/5	1.0	0.26779	25.0	308918.0	0.26779	Y
3	IC 480-603077/6	2.0	0.505273	25.0	329129.0	0.252637	Y
4	IC 480-603077/7	5.0	1.369639	25.0	301813.0	0.273928	Y
5	IC 480-603077/8	10.0	2.556478	25.0	343940.0	0.255648	Y
6	ICIS 480-603077/9	25.0	6.703672	25.0	326530.0	0.268147	Y
7	IC 480-603077/10	50.0	13.222184	25.0	349755.0	0.264444	Y
8	IC 480-603077/11	100.0	30.648318	25.0	335684.0	0.306483	Y

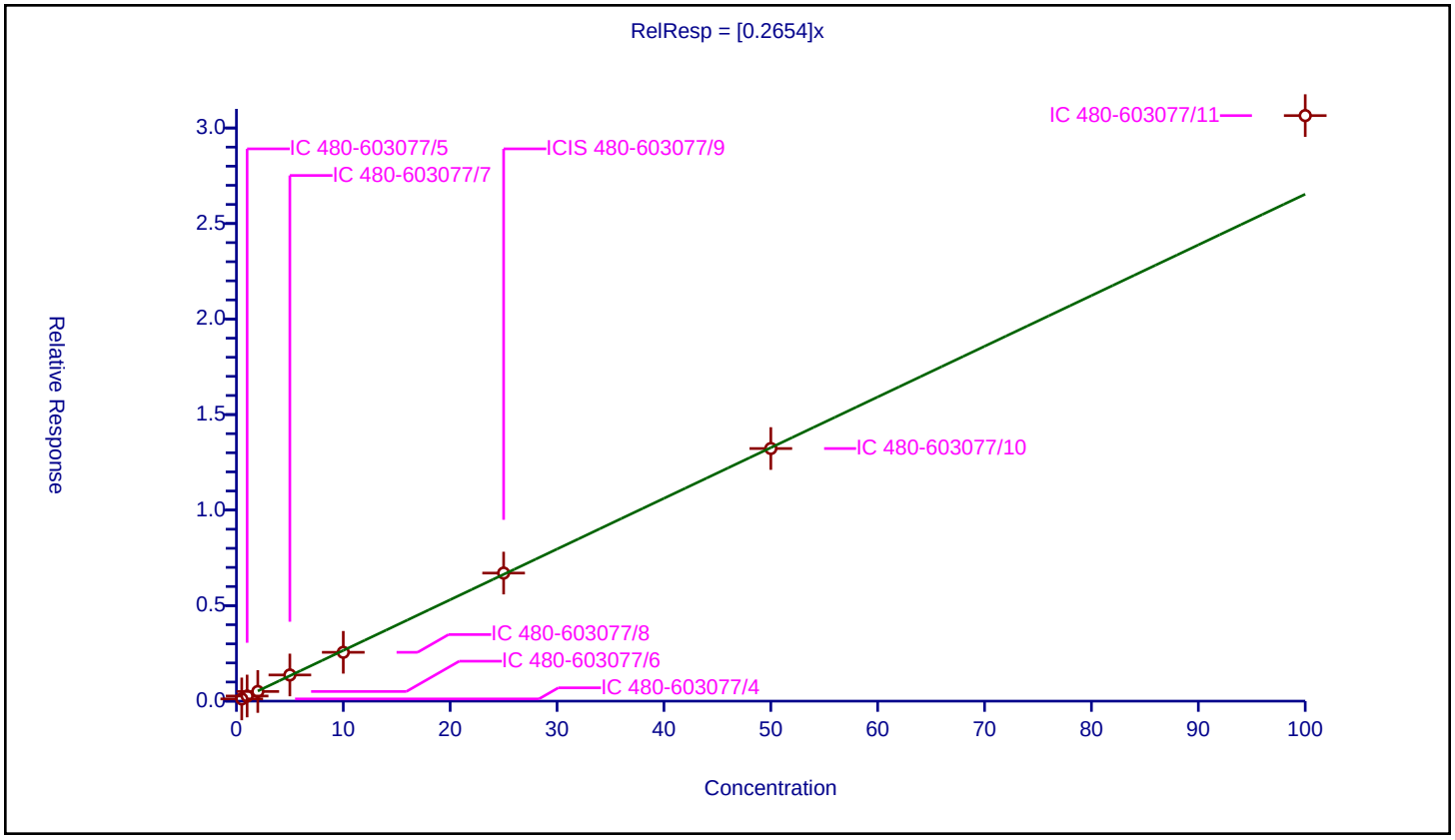

Calibration / 1,2,4-Trichlorobenzene

Curve Type:	Average
Weighting:	Conc_Sq
Origin:	Force
Dependency:	Response
Calib Mode:	ISTD
Response Base:	AREA
RF Rounding:	0

Curve Coefficients

Intercept:	0
Slope:	1.669

Error Coefficients

Standard Error:	1020000
Relative Standard Error:	5.3
Correlation Coefficient:	1.000
Coefficient of Determination (Adjusted):	0.996

ID	Level	Concentration	Rel. Resp.	IS Amount	IS Response	RRF	Used
1	IC 480-603077/4	0.5	0.769622	25.0	338218.0	1.539244	Y
2	IC 480-603077/5	1.0	1.577765	25.0	308918.0	1.577765	Y
3	IC 480-603077/6	2.0	3.555749	25.0	329129.0	1.777874	Y
4	IC 480-603077/7	5.0	8.707627	25.0	301813.0	1.741525	Y
5	IC 480-603077/8	10.0	16.006571	25.0	343940.0	1.600657	Y
6	ICIS 480-603077/9	25.0	42.65726	25.0	326530.0	1.70629	Y
7	IC 480-603077/10	50.0	83.025618	25.0	349755.0	1.660512	Y
8	IC 480-603077/11	100.0	174.844571	25.0	335684.0	1.748446	Y

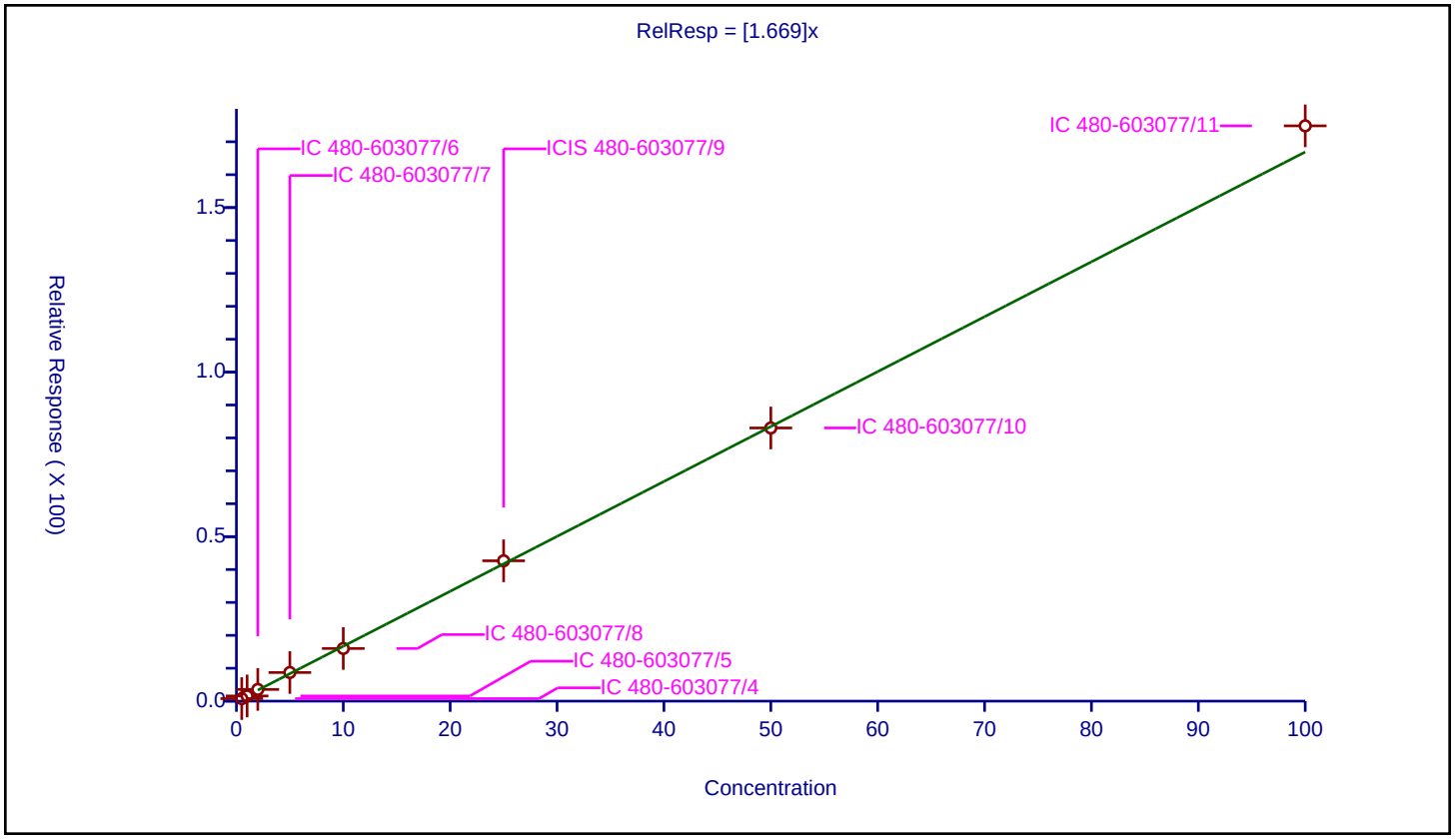

Calibration / Hexachlorobutadiene

Curve Type:	Average
Weighting:	Conc_Sq
Origin:	Force
Dependency:	Response
Calib Mode:	ISTD
Response Base:	AREA
RF Rounding:	0

Curve Coefficients

Intercept:	0
Slope:	0.7539

Error Coefficients

Standard Error:	488000
Relative Standard Error:	11.7
Correlation Coefficient:	1.000
Coefficient of Determination (Adjusted):	0.984

ID	Level	Concentration	Rel. Resp.	IS Amount	IS Response	RRF	Used
1	IC 480-603077/4	0.5	0.308455	25.0	338218.0	0.61691	Y
2	IC 480-603077/5	1.0	0.636172	25.0	308918.0	0.636172	Y
3	IC 480-603077/6	2.0	1.524706	25.0	329129.0	0.762353	Y
4	IC 480-603077/7	5.0	4.011756	25.0	301813.0	0.802351	Y
5	IC 480-603077/8	10.0	7.186137	25.0	343940.0	0.718614	Y
6	ICIS 480-603077/9	25.0	21.161762	25.0	326530.0	0.84647	Y
7	IC 480-603077/10	50.0	40.715358	25.0	349755.0	0.814307	Y
8	IC 480-603077/11	100.0	83.39048	25.0	335684.0	0.833905	Y

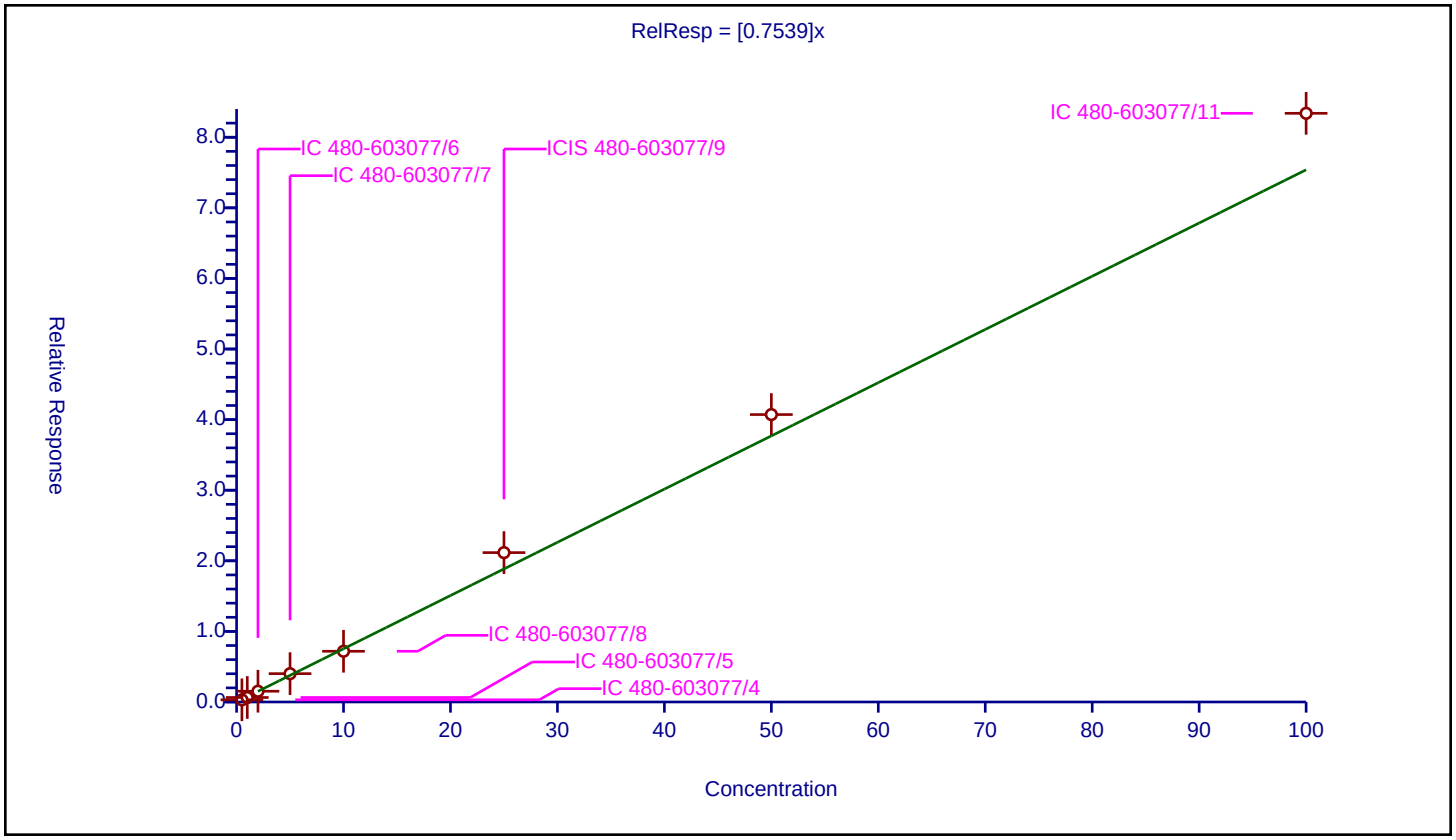

Calibration / Naphthalene

Curve Type:	Average
Weighting:	Conc_Sq
Origin:	Force
Dependency:	Response
Calib Mode:	ISTD
Response Base:	AREA
RF Rounding:	0

Curve Coefficients

Intercept:	0
Slope:	4.955

Error Coefficients

Standard Error:	3170000
Relative Standard Error:	6.6
Correlation Coefficient:	0.999
Coefficient of Determination (Adjusted):	0.995

ID	Level	Concentration	Rel. Resp.	IS Amount	IS Response	RRF	Used
1	IC 480-603077/4	0.5	2.266585	25.0	338218.0	4.533171	Y
2	IC 480-603077/5	1.0	4.795124	25.0	308918.0	4.795124	Y
3	IC 480-603077/6	2.0	9.310787	25.0	329129.0	4.655393	Y
4	IC 480-603077/7	5.0	25.896582	25.0	301813.0	5.179316	Y
5	IC 480-603077/8	10.0	47.364511	25.0	343940.0	4.736451	Y
6	ICIS 480-603077/9	25.0	128.663446	25.0	326530.0	5.146538	Y
7	IC 480-603077/10	50.0	254.875198	25.0	349755.0	5.097504	Y
8	IC 480-603077/11	100.0	549.353559	25.0	335684.0	5.493536	Y

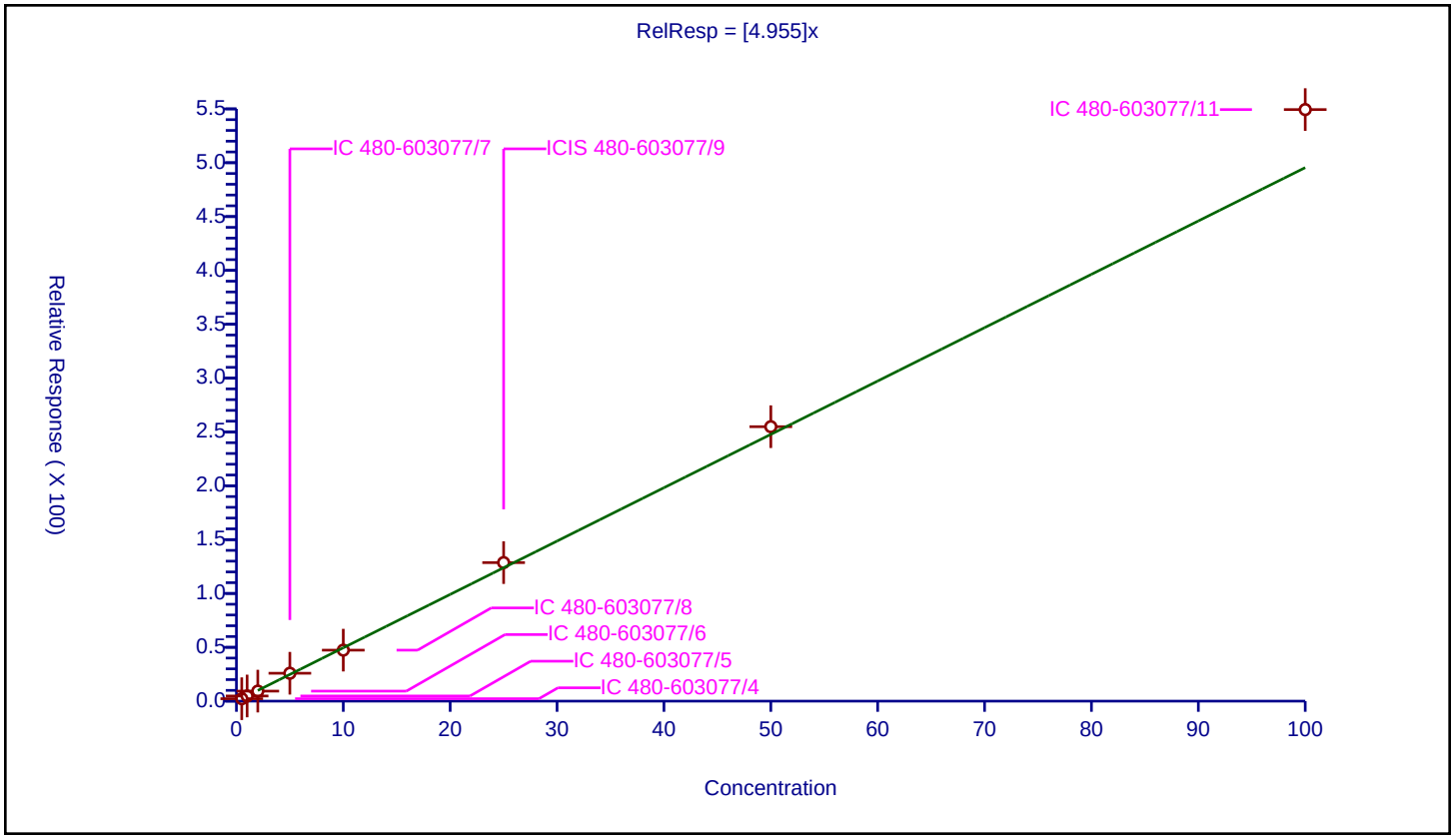

Calibration / 1,2,3-Trichlorobenzene

Curve Type:	Average
Weighting:	Conc_Sq
Origin:	Force
Dependency:	Response
Calib Mode:	ISTD
Response Base:	AREA
RF Rounding:	0

Curve Coefficients

Intercept:	0
Slope:	1.679

Error Coefficients

Standard Error:	995000
Relative Standard Error:	6.6
Correlation Coefficient:	1.000
Coefficient of Determination (Adjusted):	0.994

ID	Level	Concentration	Rel. Resp.	IS Amount	IS Response	RRF	Used
1	IC 480-603077/4	0.5	0.937783	25.0	338218.0	1.875565	Y
2	IC 480-603077/5	1.0	1.635224	25.0	308918.0	1.635224	Y
3	IC 480-603077/6	2.0	3.093012	25.0	329129.0	1.546506	Y
4	IC 480-603077/7	5.0	8.956125	25.0	301813.0	1.791225	Y
5	IC 480-603077/8	10.0	15.633831	25.0	343940.0	1.563383	Y
6	ICIS 480-603077/9	25.0	41.775181	25.0	326530.0	1.671007	Y
7	IC 480-603077/10	50.0	82.076525	25.0	349755.0	1.64153	Y
8	IC 480-603077/11	100.0	170.743765	25.0	335684.0	1.707438	Y

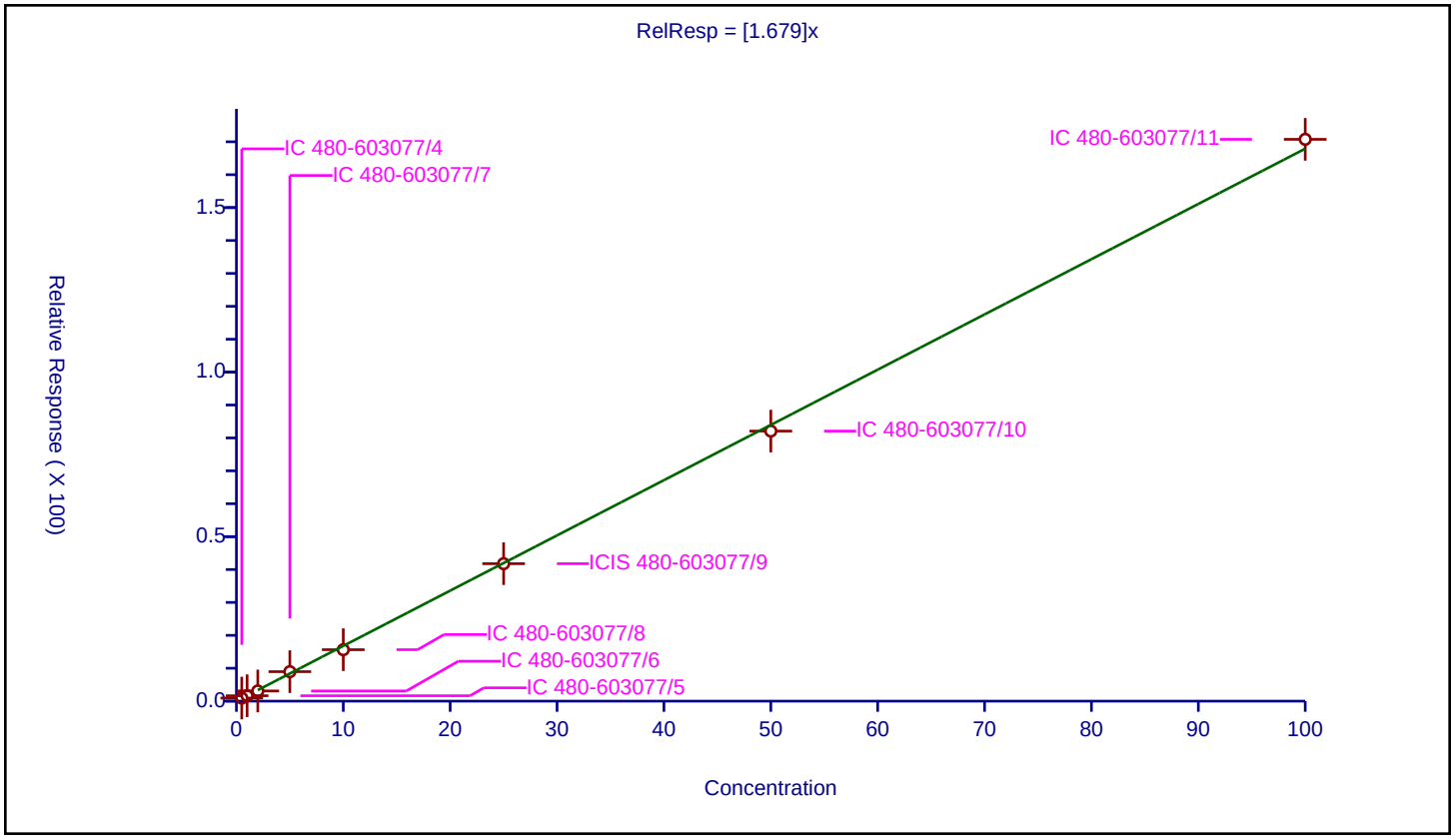

FORM VII
GC/MS VOA CONTINUING CALIBRATION DATA

Lab Name: Eurofins TestAmerica, Buffalo Job No.: 480-191738-1

SDG No.:

Lab Sample ID: ICV 480-603077/25 Calibration Date: 11/03/2021 00:10

Instrument ID: HP5973S Calib Start Date: 11/02/2021 16:02

GC Column: ZB-624 (20) ID: 0.18(mm) Calib End Date: 11/02/2021 18:45

Lab File ID: S5651.D Conc. Units: ug/L Heated Purge: (Y/N) N

ANALYTE	CURVE TYPE	AVE RRF	RRF	MIN RRF	CALC AMOUNT	SPIKE AMOUNT	%D	MAX %D
Dichlorodifluoromethane	Ave	1.477	1.475	0.1000	25.0	25.0	-0.1	50.0
Chloromethane	Ave	2.640	2.464	0.1000	23.3	25.0	-6.7	30.0
Vinyl chloride	Ave	2.217	2.076	0.1000	23.4	25.0	-6.4	30.0
Butadiene	Ave	2.780	2.546		22.9	25.0	-8.4	30.0
Bromomethane	Ave	1.173	1.063	0.1000	22.7	25.0	-9.4	50.0
Chloroethane	Ave	1.354	1.246	0.1000	23.0	25.0	-8.0	50.0
Dichlorofluoromethane	Ave	2.960	2.668		22.5	25.0	-9.9	30.0
Trichlorofluoromethane	Ave	2.401	2.245	0.1000	23.4	25.0	-6.5	30.0
Ethyl ether	Ave	1.850	1.704		23.0	25.0	-7.9	30.0
Acrolein	Ave	0.1049	0.0907		108	125	-13.5	50.0
1,1,2-Trichloro-1,2,2-trifluoroethane	Ave	1.306	1.328	0.1000	25.4	25.0	1.7	30.0
1,1-Dichloroethene	Ave	1.336	1.345	0.1000	25.2	25.0	0.7	30.0
Acetone	Ave	0.9718	0.8254	0.1000	106	125	-15.1	50.0
Iodomethane	Ave	2.249	2.234		24.8	25.0	-0.7	30.0
Carbon disulfide	Ave	4.903	4.941	0.1000	25.2	25.0	0.8	30.0
Allyl chloride	Ave	3.609	3.417		23.7	25.0	-5.3	30.0
Methyl acetate	Ave	2.458	2.216	0.1000	45.1	50.0	-9.9	50.0
Methylene Chloride	Lin1		1.679	0.1000	24.6	25.0	-1.7	30.0
2-Methyl-2-propanol	Ave	0.3287	0.2455		187	250	-25.3	50.0
Methyl tert-butyl ether	Ave	5.641	5.478	0.1000	24.3	25.0	-2.9	30.0
trans-1,2-Dichloroethene	Ave	1.682	1.613	0.1000	24.0	25.0	-4.1	30.0
Acrylonitrile	Ave	1.226	1.121		229	250	-8.5	30.0
Hexane	Ave	3.239	3.318		25.6	25.0	2.4	30.0
1,1-Dichloroethane	Ave	3.373	3.336	0.2000	24.7	25.0	-1.1	30.0
Vinyl acetate	Ave	6.083	5.433		44.7	50.0	-10.7	30.0
2,2-Dichloropropane	Ave	1.596	1.303		20.4	25.0	-18.4	30.0
cis-1,2-Dichloroethene	Ave	1.858	1.748	0.1000	23.5	25.0	-5.9	30.0
2-Butanone (MEK)	Ave	1.563	1.428	0.1000	114	125	-8.6	30.0
Chlorobromomethane	Ave	0.9266	0.8543		23.0	25.0	-7.8	30.0
Tetrahydrofuran	Ave	1.088	0.9746		44.8	50.0	-10.4	30.0
Chloroform	Ave	3.068	2.891	0.2000	23.6	25.0	-5.8	30.0
1,1,1-Trichloroethane	Ave	2.544	2.548	0.1000	25.0	25.0	0.1	30.0
Cyclohexane	Ave	3.828	4.004	0.1000	26.1	25.0	4.6	30.0
Carbon tetrachloride	Ave	1.952	2.098	0.1000	26.9	25.0	7.5	30.0
1,1-Dichloropropene	Ave	2.328	2.361		25.4	25.0	1.4	30.0
Benzene	Ave	6.892	6.690	0.5000	24.3	25.0	-2.9	30.0
Isobutyl alcohol	Ave	0.1652	0.1300		492	625	-21.3	50.0
1,2-Dichloroethane	Ave	2.995	2.673	0.1000	22.3	25.0	-10.7	30.0
n-Heptane	Ave	4.038	4.550		28.2	25.0	12.7	30.0
Trichloroethene	Ave	1.697	1.681	0.2000	24.8	25.0	-0.9	30.0

FORM VII
GC/MS VOA CONTINUING CALIBRATION DATA

Lab Name: Eurofins TestAmerica, Buffalo Job No.: 480-191738-1

SDG No.:

Lab Sample ID: ICV 480-603077/25 Calibration Date: 11/03/2021 00:10

Instrument ID: HP5973S Calib Start Date: 11/02/2021 16:02

GC Column: ZB-624 (20) ID: 0.18(mm) Calib End Date: 11/02/2021 18:45

Lab File ID: S5651.D Conc. Units: ug/L Heated Purge: (Y/N) N

ANALYTE	CURVE TYPE	AVE RRF	RRF	MIN RRF	CALC AMOUNT	SPIKE AMOUNT	%D	MAX %D
Methylcyclohexane	Ave	3.063	3.246	0.1000	26.5	25.0	6.0	30.0
1,2-Dichloropropane	Ave	2.022	1.903	0.1000	23.5	25.0	-5.9	30.0
Dibromomethane	Ave	1.080	1.020	0.1000	23.6	25.0	-5.6	30.0
1,4-Dioxane	Ave	0.0119	0.0100		420	500	-16.1	50.0
Bromodichloromethane	Ave	2.099	2.034	0.2000	24.2	25.0	-3.1	30.0
2-Chloroethyl vinyl ether	Ave	1.390	1.398		25.2	25.0	0.6	30.0
cis-1,3-Dichloropropene	Ave	2.845	2.714	0.2000	23.8	25.0	-4.6	30.0
4-Methyl-2-pentanone (MIBK)	Ave	1.578	1.507	0.1000	119	125	-4.5	30.0
Toluene	Ave	2.085	2.151	0.4000	25.8	25.0	3.2	30.0
trans-1,3-Dichloropropene	Ave	1.305	1.277	0.1000	24.5	25.0	-2.1	30.0
Ethyl methacrylate	Ave	1.262	1.294		25.6	25.0	2.5	30.0
1,1,2-Trichloroethane	Ave	0.6502	0.6294	0.1000	24.2	25.0	-3.2	30.0
Tetrachloroethene	Ave	0.8970	0.9102	0.2000	25.4	25.0	1.5	30.0
1,3-Dichloropropane	Ave	1.387	1.373		24.7	25.0	-1.0	30.0
2-Hexanone	Ave	1.125	1.101	0.1000	122	125	-2.2	30.0
Dibromochloromethane	Ave	0.7178	0.7441	0.1000	25.9	25.0	3.7	30.0
1,2-Dibromoethane	Ave	0.8295	0.8055		24.3	25.0	-2.9	30.0
Chlorobenzene	Ave	2.370	2.329	0.5000	24.6	25.0	-1.7	30.0
Ethylbenzene	Ave	3.954	4.084	0.1000	25.8	25.0	3.3	30.0
1,1,1,2-Tetrachloroethane	Ave	0.8034	0.7826		24.4	25.0	-2.6	30.0
m,p-Xylene	Ave	1.554	1.615	0.1000	26.0	25.0	4.0	30.0
o-Xylene	Ave	1.538	1.579	0.3000	25.7	25.0	2.7	30.0
Styrene	Ave	2.454	2.613	0.3000	26.6	25.0	6.5	30.0
Bromoform	Ave	0.4818	0.4766	0.1000	24.7	25.0	-1.1	50.0
Isopropylbenzene	Ave	4.342	4.556	0.1000	26.2	25.0	4.9	30.0
Bromobenzene	Ave	1.072	1.031		24.0	25.0	-3.9	30.0
1,1,2,2-Tetrachloroethane	Ave	1.231	1.214	0.3000	24.7	25.0	-1.3	30.0
N-Propylbenzene	Ave	5.011	5.332		26.6	25.0	6.4	30.0
1,2,3-Trichloropropane	Ave	0.4248	0.4102		24.1	25.0	-3.4	30.0
trans-1,4-Dichloro-2-butene	Lin		0.3092		22.1	25.0	-11.8	50.0
2-Chlorotoluene	Ave	1.041	1.030		24.7	25.0	-1.0	30.0
1,3,5-Trimethylbenzene	Ave	3.716	3.836		25.8	25.0	3.2	30.0
4-Chlorotoluene	Ave	1.034	1.082		26.2	25.0	4.7	30.0
tert-Butylbenzene	Ave	0.8222	0.8908		27.1	25.0	8.4	30.0
1,2,4-Trimethylbenzene	Ave	3.845	3.954		25.7	25.0	2.8	30.0
sec-Butylbenzene	Ave	4.632	5.035		27.2	25.0	8.7	30.0
1,3-Dichlorobenzene	Ave	2.128	2.114	0.6000	24.8	25.0	-0.7	30.0
4-Isopropyltoluene	Ave	4.309	4.723		27.4	25.0	9.6	30.0
1,4-Dichlorobenzene	Ave	2.133	2.143	0.5000	25.1	25.0	0.5	30.0
n-Butylbenzene	Ave	3.791	3.938		26.0	25.0	3.9	30.0
1,2-Dichlorobenzene	Ave	2.125	2.070	0.4000	24.4	25.0	-2.6	30.0

FORM VII
GC/MS VOA CONTINUING CALIBRATION DATA

Lab Name: Eurofins TestAmerica, Buffalo Job No.: 480-191738-1

SDG No.:

Lab Sample ID: ICV 480-603077/25 Calibration Date: 11/03/2021 00:10

Instrument ID: HP5973S Calib Start Date: 11/02/2021 16:02

GC Column: ZB-624 (20) ID: 0.18(mm) Calib End Date: 11/02/2021 18:45

Lab File ID: S5651.D Conc. Units: ug/L Heated Purge: (Y/N) N

ANALYTE	CURVE TYPE	AVE RRF	RRF	MIN RRF	CALC AMOUNT	SPIKE AMOUNT	%D	MAX %D
1,2-Dibromo-3-Chloropropane	Ave	0.2654	0.2692	0.0500	25.4	25.0	1.5	50.0
1,2,4-Trichlorobenzene	Ave	1.669	1.623	0.2000	24.3	25.0	-2.8	30.0
Hexachlorobutadiene	Ave	0.7539	0.7624		25.3	25.0	1.1	30.0
Naphthalene	Ave	4.955	4.923		24.8	25.0	-0.6	30.0
1,2,3-Trichlorobenzene	Ave	1.679	1.610		24.0	25.0	-4.1	30.0
Dibromofluoromethane (Surr)	Ave	1.246	1.188		23.8	25.0	-4.7	30.0
1,2-Dichloroethane-d4 (Surr)	Ave	0.8783	0.8155		23.2	25.0	-7.2	30.0
Toluene-d8 (Surr)	Ave	2.564	2.562		25.0	25.0	-0.1	30.0
4-Bromofluorobenzene (Surr)	Ave	0.7672	0.7664		25.0	25.0	-0.1	30.0

Eurofins TestAmerica, Buffalo
Target Compound Quantitation Report

Data File: \\chromfs\Buffalo\ChromData\HP5973S\20211102-102107.b\S5651.D
Lims ID: ICV
Client ID:
Sample Type: ICV
Inject. Date: 03-Nov-2021 00:10:30 ALS Bottle#: 24 Worklist Smp#: 25
Purge Vol: 5.000 mL Dil. Factor: 1.0000
Sample Info: ICV
Misc. Info.: 480-0102107-025
Operator ID: LH Instrument ID: HP5973S
Sublist:

Method: \\chromfs\Buffalo\ChromData\HP5973S\20211102-102107.b\S-8260.m
Limit Group: MV - 8260C ICAL
Last Update: 03-Nov-2021 12:19:43 Calib Date: 02-Nov-2021 23:00:30
Integrator: RTE ID Type: RT Order ID
Quant Method: Internal Standard Quant By: Initial Calibration
Last ICal File: \\chromfs\Buffalo\ChromData\HP5973S\20211102-102107.b\S5648.D

Column 1 : ZB-624 (0.18 mm) Det: MS SCAN
Process Host: CTX1676

First Level Reviewer: HillL Date: 03-Nov-2021 12:09:56

Compound	Sig	RT (min.)	Adj RT (min.)	Dlt RT (min.)	Q	Response	Cal Amt ug/L	OnCol Amt ug/L	Flags
* 153 Fluorobenzene (IS)	70	4.993	4.993	0.000	98	185235	25.0	25.0	
* 2 Chlorobenzene-d5	82	7.962	7.962	0.000	89	365627	25.0	25.0	
* 3 1,4-Dichlorobenzene-d4	152	10.395	10.395	0.000	64	333746	25.0	25.0	
$ 154 Dibromofluoromethane (Surr)	113	4.427	4.427	0.000	56	220083	25.0	23.8	
$ 4 1,2-Dichloroethane-d4 (Surr)	67	4.725	4.732	-0.007	48	151057	25.0	23.2	
$ 5 Toluene-d8 (Surr)	98	6.490	6.496	-0.006	66	936707	25.0	25.0	
$ 6 4-Bromofluorobenzene (Surr)	174	9.221	9.221	0.000	89	280206	25.0	25.0	
10 Dichlorodifluoromethane	85	1.081	1.082	-0.001	88	273259	25.0	25.0	
12 Chloromethane	50	1.240	1.240	0.000	88	456418	25.0	23.3	
13 Vinyl chloride	62	1.313	1.313	-0.001	82	384558	25.0	23.4	
151 Butadiene	54	1.325	1.325	0.000	73	471625	25.0	22.9	
14 Bromomethane	94	1.580	1.593	-0.013	89	196931	25.0	22.7	
15 Chloroethane	64	1.647	1.653	-0.006	94	230749	25.0	23.0	
17 Trichlorofluoromethane	101	1.848	1.848	0.000	68	415944	25.0	23.4	
16 Dichlorofluoromethane	67	1.848	1.848	0.000	80	494270	25.0	22.5	
18 Ethyl ether	59	2.091	2.091	0.000	95	315717	25.0	23.0	
20 Acrolein	56	2.262	2.268	-0.006	96	84028	125.0	108.1	
21 1,1,2-Trichloro-1,2,2-trifluoroe	101	2.298	2.304	-0.006	64	245901	25.0	25.4	
22 1,1-Dichloroethene	96	2.310	2.316	-0.006	84	249111	25.0	25.2	
23 Acetone	43	2.414	2.420	-0.006	98	764470	125.0	106.2	
25 Iodomethane	142	2.462	2.469	-0.007	99	413749	25.0	24.8	
26 Carbon disulfide	76	2.493	2.499	-0.006	100	915331	25.0	25.2	
28 3-Chloro-1-propene	41	2.645	2.651	-0.006	88	632903	25.0	23.7	
27 Methyl acetate	43	2.700	2.700	0.000	97	820901	50.0	45.1	
30 Methylene Chloride	84	2.809	2.815	-0.006	88	311038	25.0	24.6	
31 2-Methyl-2-propanol	59	2.967	2.980	-0.013	81	454684	250.0	186.7	
32 Methyl tert-butyl ether	73	2.998	2.998	0.000	94	1014794	25.0	24.3	
34 trans-1,2-Dichloroethene	96	3.004	3.010	-0.006	82	298859	25.0	24.0	
33 Acrylonitrile	53	3.071	3.071	0.000	97	2077220	250.0	228.7	
35 Hexane	57	3.198	3.199	-0.001	91	614559	25.0	25.6	

Compound	Sig	RT (min.)	Adj RT (min.)	Dlt RT (min.)	Q	Response	Cal Amt ug/L	OnCol Amt ug/L	Flags
39 1,1-Dichloroethane	63	3.417	3.418	-0.001	85	617923	25.0	24.7	
37 Vinyl acetate	43	3.478	3.478	0.000	96	2012912	50.0	44.7	
44 2,2-Dichloropropane	77	3.922	3.923	-0.001	89	241311	25.0	20.4	
45 cis-1,2-Dichloroethene	96	3.959	3.959	0.000	71	323774	25.0	23.5	
43 2-Butanone (MEK)	43	4.001	4.008	-0.007	98	1322256	125.0	114.2	
48 Chlorobromomethane	128	4.196	4.196	0.000	89	158250	25.0	23.0	
49 Tetrahydrofuran	42	4.208	4.208	0.000	92	361052	50.0	44.8	
50 Chloroform	83	4.275	4.275	0.000	82	535503	25.0	23.6	
51 1,1,1-Trichloroethane	97	4.373	4.373	0.000	70	472014	25.0	25.0	
52 Cyclohexane	56	4.373	4.379	-0.006	93	741679	25.0	26.1	
55 Carbon tetrachloride	117	4.506	4.507	-0.001	80	388637	25.0	26.9	
54 1,1-Dichloropropene	75	4.525	4.525	0.000	90	437288	25.0	25.4	
57 Benzene	78	4.725	4.726	-0.001	96	1239158	25.0	24.3	
53 Isobutyl alcohol	43	4.774	4.774	0.000	60	601924	625.0	491.7	
58 1,2-Dichloroethane	62	4.798	4.799	-0.001	72	495214	25.0	22.3	
59 n-Heptane	43	4.908	4.908	0.000	96	842810	25.0	28.2	
62 Trichloroethene	95	5.334	5.334	0.000	91	311340	25.0	24.8	
64 Methylcyclohexane	83	5.443	5.437	0.006	97	601313	25.0	26.5	
65 1,2-Dichloropropane	63	5.571	5.571	0.000	89	352504	25.0	23.5	
67 Dibromomethane	93	5.705	5.705	0.000	92	188926	25.0	23.6	
66 1,4-Dioxane	88	5.723	5.723	0.000	40	73172	500.0	419.7	
68 Dichlorobromomethane	83	5.863	5.869	-0.006	87	376765	25.0	24.2	
69 2-Chloroethyl vinyl ether	63	6.155	6.155	0.000	89	259000	25.0	25.2	
72 cis-1,3-Dichloropropene	75	6.283	6.283	0.000	86	502758	25.0	23.8	
73 4-Methyl-2-pentanone (MIBK)	43	6.429	6.429	0.000	99	2755442	125.0	119.4	
74 Toluene	92	6.557	6.557	0.000	88	786639	25.0	25.8	
77 trans-1,3-Dichloropropene	75	6.849	6.849	0.000	94	466887	25.0	24.5	
75 Ethyl methacrylate	69	6.903	6.903	0.000	77	472943	25.0	25.6	
79 1,1,2-Trichloroethane	83	7.037	7.037	0.000	89	230127	25.0	24.2	
81 Tetrachloroethene	166	7.080	7.080	0.000	83	332791	25.0	25.4	
82 1,3-Dichloropropane	76	7.189	7.189	0.000	97	501999	25.0	24.7	
80 2-Hexanone	43	7.268	7.268	0.000	98	2012578	125.0	122.3	
83 Chlorodibromomethane	129	7.420	7.421	-0.001	84	272062	25.0	25.9	
84 Ethylene Dibromide	107	7.518	7.518	0.000	97	294504	25.0	24.3	
87 Chlorobenzene	112	7.992	7.992	0.000	92	851696	25.0	24.6	
88 Ethylbenzene	91	8.090	8.090	0.000	99	1493381	25.0	25.8	
89 1,1,1,2-Tetrachloroethane	131	8.096	8.096	0.000	41	286151	25.0	24.4	
90 m-Xylene & p-Xylene	106	8.211	8.211	0.000	98	590647	25.0	26.0	
91 o-Xylene	106	8.631	8.631	0.000	97	577371	25.0	25.7	
92 Styrene	104	8.668	8.662	0.006	94	955528	25.0	26.6	
95 Bromoform	173	8.905	8.905	0.000	94	174258	25.0	24.7	
94 Isopropylbenzene	105	9.014	9.014	0.000	97	1520480	25.0	26.2	
101 Bromobenzene	156	9.367	9.367	0.000	96	344005	25.0	24.0	
97 1,1,2,2-Tetrachloroethane	83	9.446	9.446	0.000	70	405326	25.0	24.7	
99 N-Propylbenzene	91	9.465	9.459	0.005	97	1779405	25.0	26.6	
100 1,2,3-Trichloropropane	110	9.477	9.471	0.006	70	136913	25.0	24.1	
98 trans-1,4-Dichloro-2-butene	53	9.495	9.495	0.000	84	103188	25.0	22.1	
103 2-Chlorotoluene	126	9.562	9.562	0.000	93	343773	25.0	24.7	
102 1,3,5-Trimethylbenzene	105	9.653	9.653	0.000	93	1280090	25.0	25.8	
105 4-Chlorotoluene	126	9.684	9.684	0.000	97	361135	25.0	26.2	
106 tert-Butylbenzene	134	9.976	9.976	0.000	92	297314	25.0	27.1	
107 1,2,4-Trimethylbenzene	105	10.030	10.030	0.000	86	1319495	25.0	25.7	

Compound	Sig	RT (min.)	Adj RT (min.)	Dlt RT (min.)	Q	Response	Cal Amt ug/L	OnCol Amt ug/L	Flags
109 sec-Butylbenzene	105	10.188	10.189	-0.001	94	1680562	25.0	27.2	
111 1,3-Dichlorobenzene	146	10.322	10.322	0.000	96	705478	25.0	24.8	
110 4-Isopropyltoluene	119	10.341	10.341	0.000	95	1576266	25.0	27.4	
113 1,4-Dichlorobenzene	146	10.414	10.414	0.000	92	715223	25.0	25.1	
115 n-Butylbenzene	91	10.736	10.736	0.000	95	1314269	25.0	26.0	
116 1,2-Dichlorobenzene	146	10.772	10.773	-0.001	94	690861	25.0	24.4	
117 1,2-Dibromo-3-Chloropropane	75	11.521	11.521	0.000	77	89852	25.0	25.4	
119 1,2,4-Trichlorobenzene	180	12.190	12.190	0.000	93	541543	25.0	24.3	
120 Hexachlorobutadiene	225	12.306	12.306	0.000	92	254459	25.0	25.3	
121 Naphthalene	128	12.403	12.403	0.000	97	1643171	25.0	24.8	
122 1,2,3-Trichlorobenzene	180	12.610	12.610	0.000	94	537419	25.0	24.0	

QC Flag Legend

Processing Flags

Reagents:

SS GAS CORP_00430	Amount Added: 12.50	Units: uL	
SS 8260 CORP_00096	Amount Added: 12.50	Units: uL	
S_8260_IS_00352	Amount Added: 1.00	Units: uL	Run Reagent
S_8260_Surr_00407	Amount Added: 1.00	Units: uL	Run Reagent

Report Date: 03-Nov-2021 12:19:50 Chrom Revision: 2.3 22-Sep-2021 15:38:46

Eurofins TestAmerica, Buffalo

Data File: \\chromfs\Buffalo\ChromData\HP5973S\20211102-102107.b\S5651.D

Injection Date:	03-Nov-2021 00:10:30	Instrument ID:	HP5973S	Operator ID:	LH
Lims ID:	ICV			Worklist Smp#:	25
Client ID:					
Purge Vol:	5.000 mL	Dil. Factor:	1.0000	ALS Bottle#:	24
Method:	S-8260	Limit Group:	MV - 8260C ICAL		

Column: ZB-624 (0.18 mm)

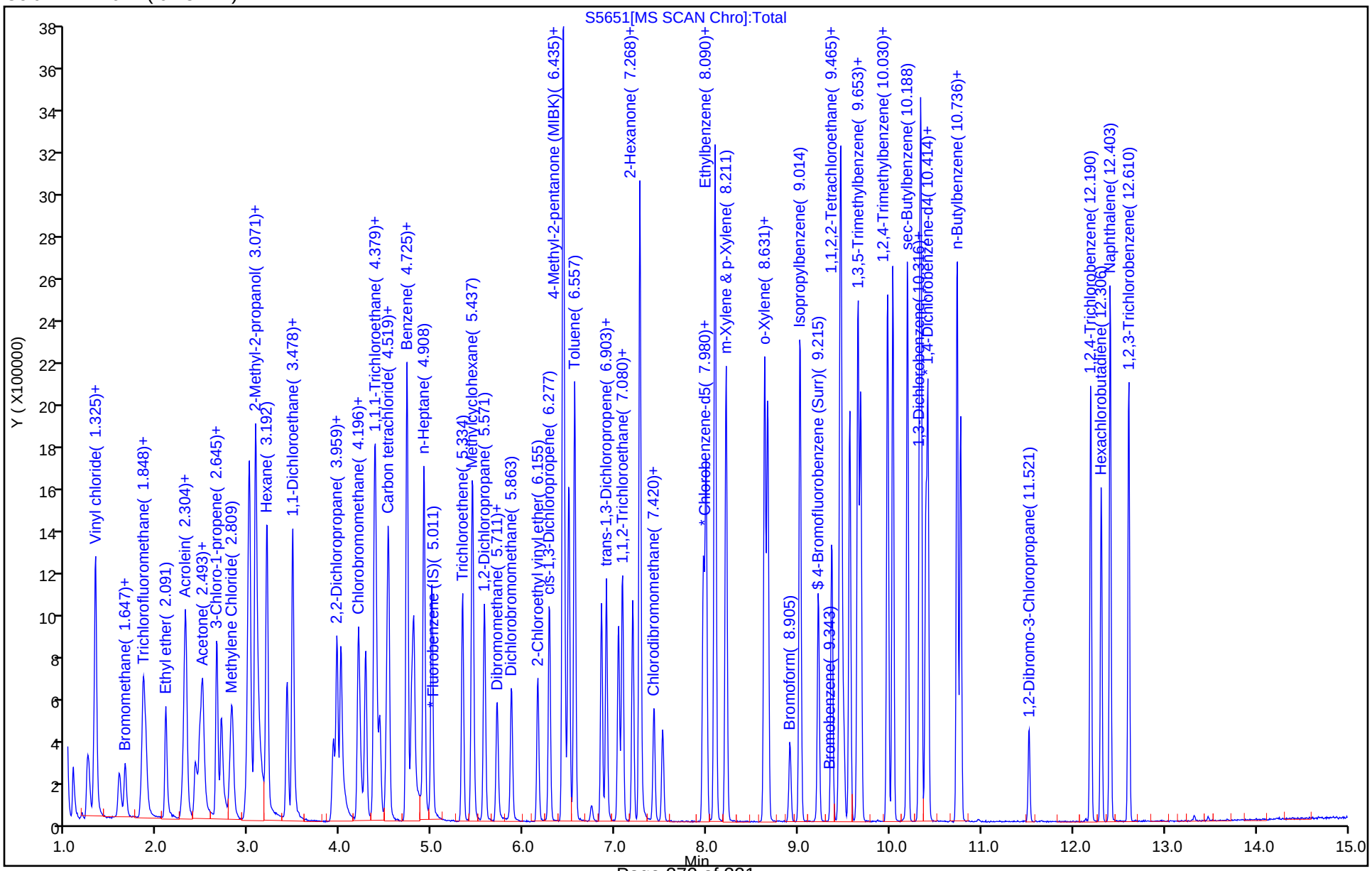

FORM VII
GC/MS VOA CONTINUING CALIBRATION DATA

Lab Name: Eurofins TestAmerica, Buffalo Job No.: 480-191738-1

SDG No.:

Lab Sample ID: CCVIS 480-603735/2 Calibration Date: 11/06/2021 13:19

Instrument ID: HP5973S Calib Start Date: 11/02/2021 16:02

GC Column: ZB-624 (20) ID: 0.18(mm) Calib End Date: 11/02/2021 18:45

Lab File ID: S5777.D Conc. Units: ug/L Heated Purge: (Y/N) N

ANALYTE	CURVE TYPE	AVE RRF	RRF	MIN RRF	CALC AMOUNT	SPIKE AMOUNT	%D	MAX %D
Dichlorodifluoromethane	Ave	1.477	1.403	0.1000	23.7	25.0	-5.0	50.0
Chloromethane	Ave	2.640	2.655	0.1000	25.1	25.0	0.6	20.0
Vinyl chloride	Ave	2.217	2.243	0.1000	25.3	25.0	1.2	20.0
Butadiene	Ave	2.780	2.787		25.1	25.0	0.3	20.0
Bromomethane	Ave	1.173	1.118	0.1000	23.8	25.0	-4.7	50.0
Chloroethane	Ave	1.354	1.290	0.1000	23.8	25.0	-4.7	50.0
Trichlorofluoromethane	Ave	2.401	2.289	0.1000	23.8	25.0	-4.6	20.0
Dichlorofluoromethane	Ave	2.960	2.680		22.6	25.0	-9.4	20.0
Ethyl ether	Ave	1.850	1.635		22.1	25.0	-11.6	20.0
Acrolein	Ave	0.1049	0.1040		124	125	-0.9	50.0
1,1,2-Trichloro-1,2,2-trifluoroethane	Ave	1.306	1.281	0.1000	24.5	25.0	-1.9	20.0
1,1-Dichloroethene	Ave	1.336	1.315	0.1000	24.6	25.0	-1.5	20.0
Acetone	Ave	0.9718	1.029	0.1000	132	125	5.8	50.0
Iodomethane	Ave	2.249	2.275		25.3	25.0	1.2	20.0
Carbon disulfide	Ave	4.903	4.767	0.1000	24.3	25.0	-2.8	20.0
Allyl chloride	Ave	3.609	3.553		24.6	25.0	-1.6	20.0
Methyl acetate	Ave	2.458	2.352	0.1000	47.8	50.0	-4.3	50.0
Methylene Chloride	Lin1		1.705	0.1000	24.9	25.0	-0.2	20.0
2-Methyl-2-propanol	Ave	0.3287	0.3903		297	250	18.7	50.0
Methyl tert-butyl ether	Ave	5.641	5.279	0.1000	23.4	25.0	-6.4	20.0
trans-1,2-Dichloroethene	Ave	1.682	1.589	0.1000	23.6	25.0	-5.5	20.0
Acrylonitrile	Ave	1.226	1.183		241	250	-3.5	20.0
Hexane	Ave	3.239	3.466		26.8	25.0	7.0	20.0
1,1-Dichloroethane	Ave	3.373	3.251	0.2000	24.1	25.0	-3.6	20.0
Vinyl acetate	Ave	6.083	5.986		49.2	50.0	-1.6	20.0
2,2-Dichloropropane	Ave	1.596	1.539		24.1	25.0	-3.6	20.0
cis-1,2-Dichloroethene	Ave	1.858	1.692	0.1000	22.8	25.0	-8.9	20.0
2-Butanone (MEK)	Ave	1.563	1.630	0.1000	130	125	4.3	20.0
Chlorobromomethane	Ave	0.9266	0.8937		24.1	25.0	-3.6	20.0
Tetrahydrofuran	Ave	1.088	1.061		48.8	50.0	-2.5	20.0
Chloroform	Ave	3.068	2.893	0.2000	23.6	25.0	-5.7	20.0
1,1,1-Trichloroethane	Ave	2.544	2.484	0.1000	24.4	25.0	-2.4	20.0
Cyclohexane	Ave	3.828	4.060	0.1000	26.5	25.0	6.0	20.0
Carbon tetrachloride	Ave	1.952	1.913	0.1000	24.5	25.0	-2.0	20.0
1,1-Dichloropropene	Ave	2.328	2.297		24.7	25.0	-1.3	20.0
Benzene	Ave	6.892	6.663	0.5000	24.2	25.0	-3.3	20.0
Isobutyl alcohol	Ave	0.1652	0.1732		655	625	4.8	50.0
1,2-Dichloroethane	Ave	2.995	2.781	0.1000	23.2	25.0	-7.1	20.0
n-Heptane	Ave	4.038	4.473		27.7	25.0	10.8	20.0
Trichloroethene	Ave	1.697	1.696	0.2000	25.0	25.0	-0.0	20.0

FORM VII
GC/MS VOA CONTINUING CALIBRATION DATA

Lab Name: Eurofins TestAmerica, Buffalo Job No.: 480-191738-1

SDG No.:

Lab Sample ID: CCVIS 480-603735/2 Calibration Date: 11/06/2021 13:19

Instrument ID: HP5973S Calib Start Date: 11/02/2021 16:02

GC Column: ZB-624 (20) ID: 0.18(mm) Calib End Date: 11/02/2021 18:45

Lab File ID: S5777.D Conc. Units: ug/L Heated Purge: (Y/N) N

ANALYTE	CURVE TYPE	AVE RRF	RRF	MIN RRF	CALC AMOUNT	SPIKE AMOUNT	%D	MAX %D
Methylcyclohexane	Ave	3.063	3.041	0.1000	24.8	25.0	-0.7	20.0
1,2-Dichloropropane	Ave	2.022	1.878	0.1000	23.2	25.0	-7.1	20.0
Dibromomethane	Ave	1.080	1.012	0.1000	23.4	25.0	-6.3	20.0
1,4-Dioxane	Ave	0.0119	0.0145		607	500	21.4	50.0
Bromodichloromethane	Ave	2.099	2.004	0.2000	23.9	25.0	-4.5	20.0
2-Chloroethyl vinyl ether	Ave	1.390	1.379		24.8	25.0	-0.8	20.0
cis-1,3-Dichloropropene	Ave	2.845	2.686	0.2000	23.6	25.0	-5.6	20.0
4-Methyl-2-pentanone (MIBK)	Ave	1.578	1.534	0.1000	122	125	-2.8	20.0
Toluene	Ave	2.085	2.072	0.4000	24.8	25.0	-0.6	20.0
trans-1,3-Dichloropropene	Ave	1.305	1.209	0.1000	23.2	25.0	-7.3	20.0
Ethyl methacrylate	Ave	1.262	1.253		24.8	25.0	-0.8	20.0
1,1,2-Trichloroethane	Ave	0.6502	0.6338	0.1000	24.4	25.0	-2.5	20.0
Tetrachloroethene	Ave	0.8970	0.8741	0.2000	24.4	25.0	-2.5	20.0
1,3-Dichloropropane	Ave	1.387	1.325		23.9	25.0	-4.4	20.0
2-Hexanone	Ave	1.125	1.141	0.1000	127	125	1.4	20.0
Dibromochloromethane	Ave	0.7178	0.6688	0.1000	23.3	25.0	-6.8	20.0
1,2-Dibromoethane	Ave	0.8295	0.7735		23.3	25.0	-6.7	20.0
Chlorobenzene	Ave	2.370	2.294	0.5000	24.2	25.0	-3.2	20.0
Ethylbenzene	Ave	3.954	3.889	0.1000	24.6	25.0	-1.6	20.0
1,1,1,2-Tetrachloroethane	Ave	0.8034	0.7445		23.2	25.0	-7.3	20.0
m,p-Xylene	Ave	1.554	1.560	0.1000	25.1	25.0	0.4	20.0
o-Xylene	Ave	1.538	1.506	0.3000	24.5	25.0	-2.1	20.0
Styrene	Ave	2.454	2.542	0.3000	25.9	25.0	3.6	20.0
Bromoform	Ave	0.4818	0.4012	0.1000	20.8	25.0	-16.7	50.0
Isopropylbenzene	Ave	4.342	4.381	0.1000	25.2	25.0	0.9	20.0
Bromobenzene	Ave	1.072	1.016		23.7	25.0	-5.3	20.0
1,1,2,2-Tetrachloroethane	Ave	1.231	1.207	0.3000	24.5	25.0	-1.9	20.0
N-Propylbenzene	Ave	5.011	5.241		26.1	25.0	4.6	20.0
1,2,3-Trichloropropane	Ave	0.4248	0.3982		23.4	25.0	-6.3	20.0
trans-1,4-Dichloro-2-butene	Lin		0.3083		22.0	25.0	-12.0	50.0
2-Chlorotoluene	Ave	1.041	0.995		23.9	25.0	-4.4	20.0
1,3,5-Trimethylbenzene	Ave	3.716	3.752		25.2	25.0	1.0	20.0
4-Chlorotoluene	Ave	1.034	1.074		26.0	25.0	3.9	20.0
tert-Butylbenzene	Ave	0.8222	0.8439		25.7	25.0	2.6	20.0
1,2,4-Trimethylbenzene	Ave	3.845	3.818		24.8	25.0	-0.7	20.0
sec-Butylbenzene	Ave	4.632	4.827		26.1	25.0	4.2	20.0
1,3-Dichlorobenzene	Ave	2.128	2.097	0.6000	24.6	25.0	-1.5	20.0
4-Isopropyltoluene	Ave	4.309	4.497		26.1	25.0	4.4	20.0
1,4-Dichlorobenzene	Ave	2.133	2.136	0.5000	25.0	25.0	0.1	20.0
n-Butylbenzene	Ave	3.791	3.809		25.1	25.0	0.5	20.0
1,2-Dichlorobenzene	Ave	2.125	2.048	0.4000	24.1	25.0	-3.6	20.0

FORM VII
GC/MS VOA CONTINUING CALIBRATION DATA

Lab Name: Eurofins TestAmerica, Buffalo Job No.: 480-191738-1

SDG No.:

Lab Sample ID: CCVIS 480-603735/2 Calibration Date: 11/06/2021 13:19

Instrument ID: HP5973S Calib Start Date: 11/02/2021 16:02

GC Column: ZB-624 (20) ID: 0.18(mm) Calib End Date: 11/02/2021 18:45

Lab File ID: S5777.D Conc. Units: ug/L Heated Purge: (Y/N) N

ANALYTE	CURVE TYPE	AVE RRF	RRF	MIN RRF	CALC AMOUNT	SPIKE AMOUNT	%D	MAX %D
1,2-Dibromo-3-Chloropropane	Ave	0.2654	0.2447	0.0500	23.1	25.0	-7.8	50.0
1,2,4-Trichlorobenzene	Ave	1.669	1.596	0.2000	23.9	25.0	-4.4	20.0
Hexachlorobutadiene	Ave	0.7539	0.7592		25.2	25.0	0.7	20.0
Naphthalene	Ave	4.955	4.763		24.0	25.0	-3.9	20.0
1,2,3-Trichlorobenzene	Ave	1.679	1.540		22.9	25.0	-8.3	20.0
Dibromofluoromethane (Surr)	Ave	1.246	1.200		24.1	25.0	-3.7	20.0
1,2-Dichloroethane-d4 (Surr)	Ave	0.8783	0.8595		24.5	25.0	-2.1	20.0
Toluene-d8 (Surr)	Ave	2.564	2.537		24.7	25.0	-1.1	20.0
4-Bromofluorobenzene (Surr)	Ave	0.7672	0.7557		24.6	25.0	-1.5	20.0

Eurofins TestAmerica, Buffalo
Target Compound Quantitation Report

Data File: \\chromfs\Buffalo\ChromData\HP5973S\20211106-102213.b\S5777.D
Lims ID: CCVIS
Client ID:
Sample Type: CCVIS
Inject. Date: 06-Nov-2021 13:19:30 ALS Bottle#: 2 Worklist Smp#: 2
Purge Vol: 5.000 mL Dil. Factor: 1.0000
Sample Info: CCVIS
Misc. Info.: 480-0102213-002
Operator ID: OI/WD Instrument ID: HP5973S
Sublist: chrom-S-8260*sub26

Method: \\chromfs\Buffalo\ChromData\HP5973S\20211106-102213.b\S-8260.m
Limit Group: MV - 8260C ICAL
Last Update: 06-Nov-2021 15:00:48 Calib Date: 02-Nov-2021 23:00:30
Integrator: RTE ID Type: RT Order ID
Quant Method: Internal Standard Quant By: Initial Calibration
Last ICal File: \\chromfs\Buffalo\ChromData\HP5973S\20211102-102107.b\S5648.D

Column 1 : ZB-624 (0.18 mm) Det: MS SCAN
Process Host: CTX1672

First Level Reviewer: izquierdoo Date: 06-Nov-2021 15:00:48

Compound	Sig	RT (min.)	Adj RT (min.)	Dlt RT (min.)	Q	Response	Cal Amt ug/L	OnCol Amt ug/L	Flags
* 153 Fluorobenzene (IS)	70	4.993	4.993	0.000	97	167897	25.0	25.0	
* 2 Chlorobenzene-d5	82	7.962	7.962	0.000	89	348276	25.0	25.0	
* 3 1,4-Dichlorobenzene-d4	152	10.389	10.389	0.000	50	318838	25.0	25.0	
$ 154 Dibromofluoromethane (Surr)	113	4.427	4.427	0.000	60	201432	25.0	24.1	
$ 4 1,2-Dichloroethane-d4 (Surr)	67	4.726	4.726	0.000	47	144314	25.0	24.5	
$ 5 Toluene-d8 (Surr)	98	6.490	6.490	0.000	48	883545	25.0	24.7	
$ 6 4-Bromofluorobenzene (Surr)	174	9.215	9.215	0.000	85	263187	25.0	24.6	
10 Dichlorodifluoromethane	85	1.075	1.075	0.000	85	235572	25.0	23.7	
12 Chloromethane	50	1.234	1.234	0.000	88	445763	25.0	25.1	
13 Vinyl chloride	62	1.307	1.307	0.000	66	376669	25.0	25.3	
151 Butadiene	54	1.325	1.325	0.000	75	468003	25.0	25.1	
14 Bromomethane	94	1.580	1.580	0.000	90	187753	25.0	23.8	
15 Chloroethane	64	1.647	1.647	0.000	94	216605	25.0	23.8	
17 Trichlorofluoromethane	101	1.842	1.842	0.000	69	384370	25.0	23.8	
16 Dichlorofluoromethane	67	1.848	1.848	0.000	81	450026	25.0	22.6	
18 Ethyl ether	59	2.091	2.091	0.000	97	274469	25.0	22.1	
20 Acrolein	56	2.268	2.268	0.000	99	87276	125.0	123.9	
21 1,1,2-Trichloro-1,2,2-trifluoroe	101	2.298	2.298	0.000	61	215151	25.0	24.5	
22 1,1-Dichloroethene	96	2.310	2.310	0.000	84	220821	25.0	24.6	
23 Acetone	43	2.414	2.414	0.000	98	863455	125.0	132.3	
25 Iodomethane	142	2.462	2.462	0.000	99	382013	25.0	25.3	
26 Carbon disulfide	76	2.493	2.493	0.000	99	800357	25.0	24.3	
28 3-Chloro-1-propene	41	2.651	2.651	0.000	88	596505	25.0	24.6	
27 Methyl acetate	43	2.700	2.700	0.000	97	789892	50.0	47.8	
30 Methylene Chloride	84	2.809	2.809	0.000	89	286258	25.0	24.9	
31 2-Methyl-2-propanol	59	2.967	2.967	0.000	87	655228	250.0	296.8	
32 Methyl tert-butyl ether	73	2.992	2.992	0.000	91	886247	25.0	23.4	
34 trans-1,2-Dichloroethene	96	3.004	3.004	0.000	80	266861	25.0	23.6	
33 Acrylonitrile	53	3.071	3.071	0.000	99	1986007	250.0	241.2	
35 Hexane	57	3.193	3.193	0.000	92	581939	25.0	26.8	

Compound	Sig	RT (min.)	Adj RT (min.)	Dlt RT (min.)	Q	Response	Cal Amt ug/L	OnCol Amt ug/L	Flags
39 1,1-Dichloroethane	63	3.418	3.418	0.000	84	545773	25.0	24.1	
37 Vinyl acetate	43	3.478	3.478	0.000	97	2009948	50.0	49.2	
44 2,2-Dichloropropane	77	3.923	3.923	0.000	92	258310	25.0	24.1	
45 cis-1,2-Dichloroethene	96	3.959	3.959	0.000	71	284040	25.0	22.8	
43 2-Butanone (MEK)	43	4.002	4.002	0.000	96	1368261	125.0	130.4	
48 Chlorobromomethane	128	4.190	4.190	0.000	86	150055	25.0	24.1	
49 Tetrahydrofuran	42	4.208	4.208	0.000	94	356293	50.0	48.8	
50 Chloroform	83	4.275	4.275	0.000	83	485776	25.0	23.6	
52 Cyclohexane	56	4.373	4.373	0.000	92	681601	25.0	26.5	
51 1,1,1-Trichloroethane	97	4.373	4.373	0.000	71	417086	25.0	24.4	
55 Carbon tetrachloride	117	4.507	4.507	0.000	86	321132	25.0	24.5	
54 1,1-Dichloropropene	75	4.525	4.525	0.000	90	385594	25.0	24.7	
57 Benzene	78	4.726	4.726	0.000	95	1118766	25.0	24.2	
53 Isobutyl alcohol	43	4.774	4.774	0.000	82	726861	625.0	655.1	
58 1,2-Dichloroethane	62	4.799	4.799	0.000	74	466914	25.0	23.2	
59 n-Heptane	43	4.908	4.908	0.000	97	751070	25.0	27.7	
62 Trichloroethene	95	5.334	5.334	0.000	93	284705	25.0	25.0	
64 Methylcyclohexane	83	5.437	5.437	0.000	98	510548	25.0	24.8	
65 1,2-Dichloropropane	63	5.571	5.571	0.000	89	315358	25.0	23.2	
67 Dibromomethane	93	5.705	5.705	0.000	89	169851	25.0	23.4	
66 1,4-Dioxane	88	5.717	5.717	0.000	55	100787	500.0	607.0	
68 Dichlorobromomethane	83	5.863	5.863	0.000	89	336429	25.0	23.9	
69 2-Chloroethyl vinyl ether	63	6.155	6.155	0.000	90	231488	25.0	24.8	
72 cis-1,3-Dichloropropene	75	6.277	6.277	0.000	85	450993	25.0	23.6	
73 4-Methyl-2-pentanone (MIBK)	43	6.429	6.429	0.000	99	2671511	125.0	121.5	
74 Toluene	92	6.557	6.557	0.000	94	721515	25.0	24.8	
77 trans-1,3-Dichloropropene	75	6.849	6.849	0.000	94	421162	25.0	23.2	
75 Ethyl methacrylate	69	6.903	6.903	0.000	77	436243	25.0	24.8	
79 1,1,2-Trichloroethane	83	7.031	7.031	0.000	88	220740	25.0	24.4	
81 Tetrachloroethene	166	7.080	7.080	0.000	84	304423	25.0	24.4	
82 1,3-Dichloropropane	76	7.189	7.189	0.000	98	461618	25.0	23.9	
80 2-Hexanone	43	7.269	7.269	0.000	99	1987501	125.0	126.8	
83 Chlorodibromomethane	129	7.427	7.427	0.000	88	232939	25.0	23.3	
84 Ethylene Dibromide	107	7.518	7.518	0.000	97	269408	25.0	23.3	
87 Chlorobenzene	112	7.992	7.992	0.000	91	799024	25.0	24.2	
88 Ethylbenzene	91	8.084	8.084	0.000	98	1354422	25.0	24.6	
89 1,1,1,2-Tetrachloroethane	131	8.090	8.090	0.000	39	259299	25.0	23.2	
90 m-Xylene & p-Xylene	106	8.211	8.211	0.000	99	543347	25.0	25.1	
91 o-Xylene	106	8.631	8.631	0.000	97	524357	25.0	24.5	
92 Styrene	104	8.662	8.662	0.000	93	885472	25.0	25.9	
95 Bromoform	173	8.905	8.905	0.000	94	139743	25.0	20.8	
94 Isopropylbenzene	105	9.014	9.014	0.000	96	1396950	25.0	25.2	
101 Bromobenzene	156	9.367	9.367	0.000	96	323817	25.0	23.7	
97 1,1,2,2-Tetrachloroethane	83	9.446	9.446	0.000	68	384808	25.0	24.5	
99 N-Propylbenzene	91	9.459	9.459	0.000	98	1670992	25.0	26.1	
100 1,2,3-Trichloropropane	110	9.471	9.471	0.000	58	126977	25.0	23.4	
98 trans-1,4-Dichloro-2-butene	53	9.495	9.495	0.000	85	98303	25.0	22.0	
103 2-Chlorotoluene	126	9.562	9.562	0.000	94	317390	25.0	23.9	
102 1,3,5-Trimethylbenzene	105	9.647	9.647	0.000	94	1196194	25.0	25.2	
105 4-Chlorotoluene	126	9.684	9.684	0.000	97	342551	25.0	26.0	
106 tert-Butylbenzene	134	9.976	9.976	0.000	91	269083	25.0	25.7	
107 1,2,4-Trimethylbenzene	105	10.030	10.030	0.000	86	1217282	25.0	24.8	

Compound	Sig	RT (min.)	Adj RT (min.)	Dlt RT (min.)	Q	Response	Cal Amt ug/L	OnCol Amt ug/L	Flags
109 sec-Butylbenzene	105	10.189	10.189	0.000	94	1539006	25.0	26.1	
111 1,3-Dichlorobenzene	146	10.322	10.322	0.000	96	668731	25.0	24.6	
110 4-Isopropyltoluene	119	10.341	10.341	0.000	93	1433863	25.0	26.1	
113 1,4-Dichlorobenzene	146	10.414	10.414	0.000	92	681135	25.0	25.0	
115 n-Butylbenzene	91	10.736	10.736	0.000	94	1214608	25.0	25.1	
116 1,2-Dichlorobenzene	146	10.773	10.773	0.000	95	653077	25.0	24.1	
117 1,2-Dibromo-3-Chloropropane	75	11.515	11.515	0.000	71	78026	25.0	23.1	
119 1,2,4-Trichlorobenzene	180	12.190	12.190	0.000	94	508942	25.0	23.9	
120 Hexachlorobutadiene	225	12.306	12.306	0.000	95	242047	25.0	25.2	
121 Naphthalene	128	12.403	12.403	0.000	97	1518696	25.0	24.0	
122 1,2,3-Trichlorobenzene	180	12.610	12.610	0.000	94	491083	25.0	22.9	

QC Flag Legend

Processing Flags

Reagents:

8260 CORP mix_00216	Amount Added:	12.50	Units: uL	
GAS CORP mix_00479	Amount Added:	12.50	Units: uL	
S_8260_IS_00352	Amount Added:	1.00	Units: uL	Run Reagent
S_8260_Surr_00407	Amount Added:	1.00	Units: uL	Run Reagent

Report Date: 06-Nov-2021 15:00:48 Chrom Revision: 2.3 22-Sep-2021 15:38:46

Eurofins TestAmerica, Buffalo

Data File: \\chromfs\Buffalo\ChromData\HP5973S\20211106-102213.b\S5777.D

Injection Date:	06-Nov-2021 13:19:30	Instrument ID:	HP5973S	Operator ID:	OI/WD
Lims ID:	CCVIS			Worklist Smp#:	2
Client ID:					
Purge Vol:	5.000 mL	Dil. Factor:	1.0000	ALS Bottle#:	2
Method:	S-8260	Limit Group:	MV - 8260C ICAL		

Column: ZB-624 (0.18 mm)

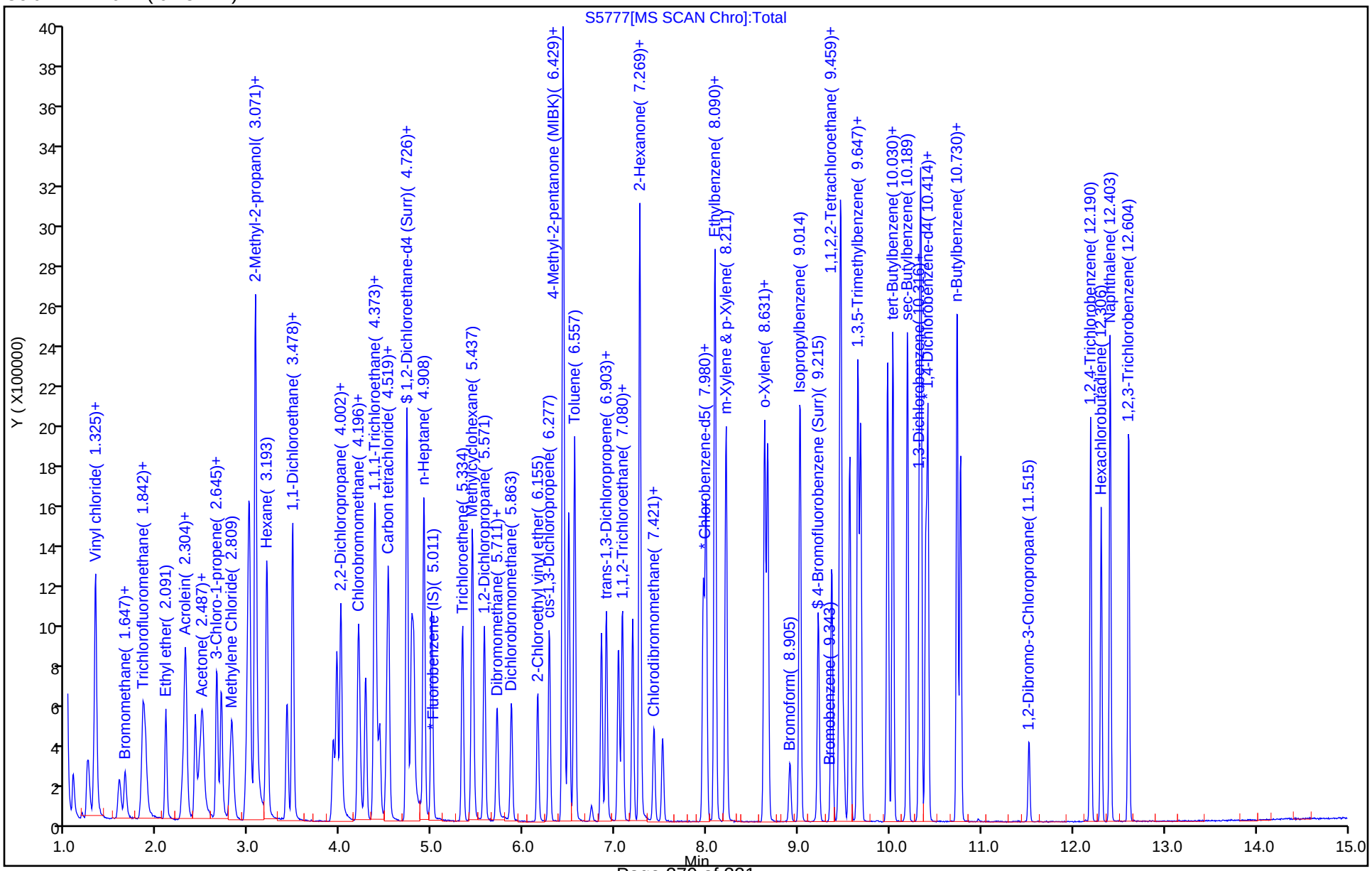

Eurofins TestAmerica, Buffalo
Target Compound Quantitation Report

Data File:	\\chromfs\Buffalo\ChromData\HP5973S\20211102-102107.b\S5628.D				
Lims ID:	BFB				
Client ID:					
Sample Type:	BFB				
Inject. Date:	02-Nov-2021 15:12:30	ALS Bottle#:	1	Worklist Smp#:	2
Injection Vol:	1.0 uL	Dil. Factor:	1.0000		
Sample Info:	BFB				
Misc. Info.:	480-0102107-002				
Operator ID:	LH	Instrument ID:	HP5973S		
Method:	\\chromfs\Buffalo\ChromData\HP5973S\20211102-102107.b\S-8260.m				
Limit Group:	MV - 8260C ICAL				
Last Update:	03-Nov-2021 12:19:43	Calib Date:	02-Nov-2021 23:00:30		
Integrator:	RTE	ID Type:	RT Order ID		
Quant Method:	Internal Standard	Quant By:	Initial Calibration		
Last ICal File:	\\chromfs\Buffalo\ChromData\HP5973S\20211102-102107.b\S5648.D				
Column 1 :	ZB-624 (0.18 mm)		Det: MS SCAN		
Process Host:	CTX1676				
First Level Reviewer: HillL		Date:	02-Nov-2021 15:46:26		

Compound	Sig	RT (min.)	Adj RT (min.)	Dlt RT (min.)	Q	Response	Cal Amt ug/L	OnCol Amt ug/L	Flags
$ 61 BFB	95	3.382	3.382	0.000	0	513562	NR	NR	

QC Flag Legend

Processing Flags
NR - Missing Quant Standard

Reagents:

BFB_WRK_00128 Amount Added: 1.00 Units: uL

MS Tune Report

Eurofins TestAmerica, Buffalo

Data File: \\chromfs\Buffalo\ChromData\HP5973S\20211102-102107.b\S5628.D
Injection Date: 02-Nov-2021 15:12:30 Instrument ID: HP5973S
Lims ID: BFB
Client ID:
Operator ID: LH ALS Bottle#: 1 Worklist Smp#: 2
Injection Vol: 1.0 uL Dil. Factor: 1.0000
Method: S-8260 Limit Group: MV - 8260C ICAL
Tune Method: BFB Method 8260

$ 61 BFB

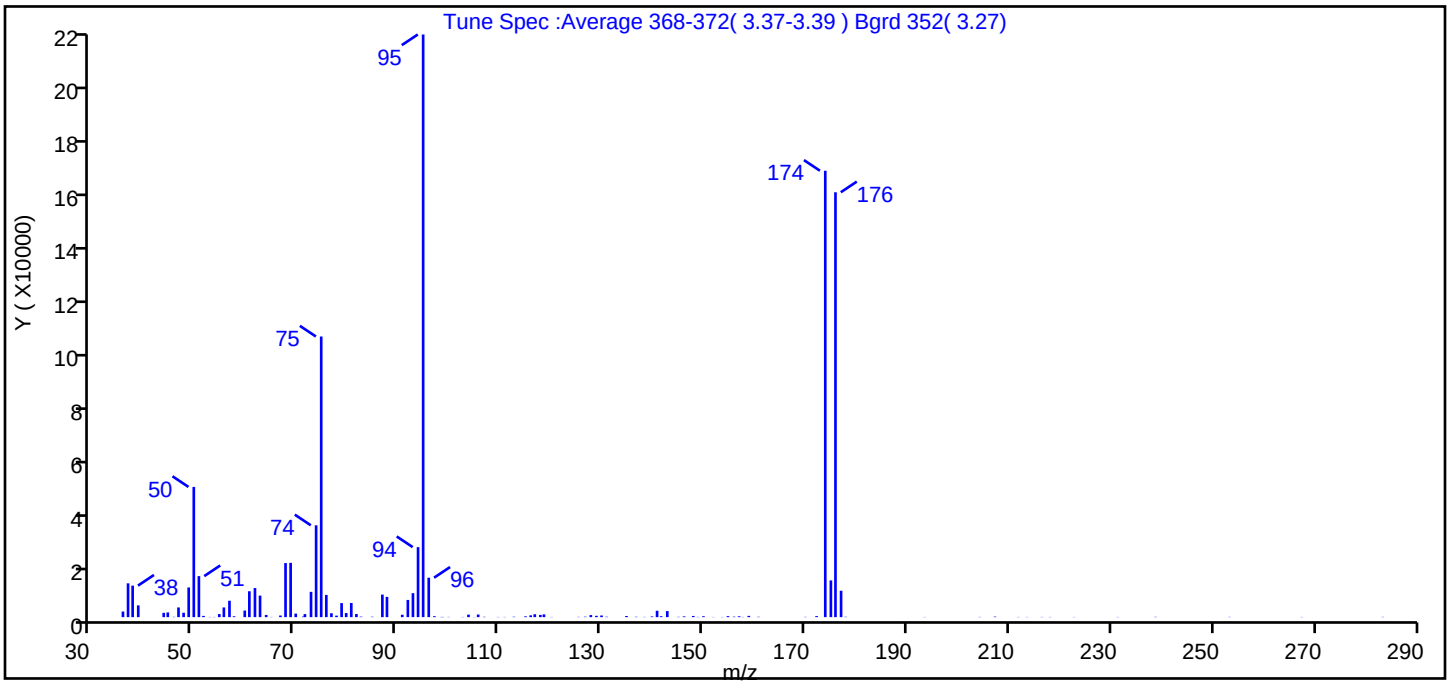

m/z	Ion Abundance Criteria	% Relative Abundance
95	Base peak, 100% relative abundance	100.0
50	15 to 40% of m/z 95	22.3
75	30 to 60% of m/z 95	48.2
96	5 to 9% of m/z 95	6.8
173	Less than 2% of m/z 174	0.0 (0.0)
174	50 to 120% of m/z 95	76.6
175	5 to 9% of m/z 174	6.3 (8.2)
176	Greater than 95% but less than 101% of m/z 174	72.9 (95.2)
177	5 to 9% of m/z 176	4.5 (6.2)

Data File: \\chromfs\Buffalo\ChromData\HP5973S\20211102-102107.b\S5628.D\S-8260.rslt\spectra.d
Injection Date: 02-Nov-2021 15:12:30
Spectrum: Tune Spec :Average 368-372(3.37-3.39) Bgrd 352(3.27)
Base Peak: 95.00
Minimum % Base Peak: 0
Number of Points: 115

m/z	Y	m/z	Y	m/z	Y	m/z	Y
36.00	2117	72.00	214	106.00	991	152.00	70
37.00	12676	72.00	1137	107.00	131	154.00	70
38.00	11810	73.00	9482	110.00	75	155.00	377
39.00	4415	74.00	34424	111.00	77	156.00	178
44.00	1611	75.00	105176	113.00	155	157.00	320
45.00	1766	76.00	8323	115.00	301	158.00	72
46.00	115	77.00	1466	116.00	674	159.00	479
47.00	3636	78.00	569	117.00	1093	161.00	132
48.00	1640	79.00	5264	118.00	841	170.00	102
49.00	11123	80.00	1539	119.00	1035	172.00	396
50.00	48800	81.00	5311	120.00	71	174.00	167296
51.00	15375	82.00	1167	126.00	99	175.00	13768
52.00	463	83.00	187	127.00	169	176.00	159232
53.00	72	85.00	152	128.00	765	177.00	9901
54.00	73	87.00	8452	129.00	501	178.00	127
55.00	1158	88.00	7593	130.00	622	193.00	70
56.00	3632	91.00	895	131.00	157	204.00	82
57.00	6147	92.00	6443	135.00	433	207.00	196
58.00	320	93.00	8990	137.00	141	212.00	72
60.00	2465	94.00	26240	138.00	88	214.00	70
61.00	9707	95.00	218368	140.00	259	216.00	83
62.00	10904	96.00	14780	141.00	2396	218.00	79
63.00	8069	97.00	350	142.00	338	223.00	70
64.00	817	99.00	77	143.00	2267	231.00	71
65.00	72	99.00	74	145.00	110	239.00	112
67.00	605	100.00	89	146.00	286	253.00	96
68.00	20264	103.00	77	148.00	443	267.00	72
69.00	20352	104.00	946	149.00	89	283.00	100
70.00	1322	105.00	45	150.00	336		

Report Date: 03-Nov-2021 12:19:44 Chrom Revision: 2.3 22-Sep-2021 15:38:46

Eurofins TestAmerica, Buffalo

Data File: \\chromfs\Buffalo\ChromData\HP5973S\20211102-102107.b\S5628.D

Injection Date:	02-Nov-2021 15:12:30	Instrument ID:	HP5973S	Operator ID:	LH
Lims ID:	BFB			Worklist Smp#:	2
Client ID:					
Injection Vol:	1.0 uL	Dil. Factor:	1.0000	ALS Bottle#:	1
Method:	S-8260	Limit Group:	MV - 8260C ICAL		

Column: ZB-624 (0.18 mm)

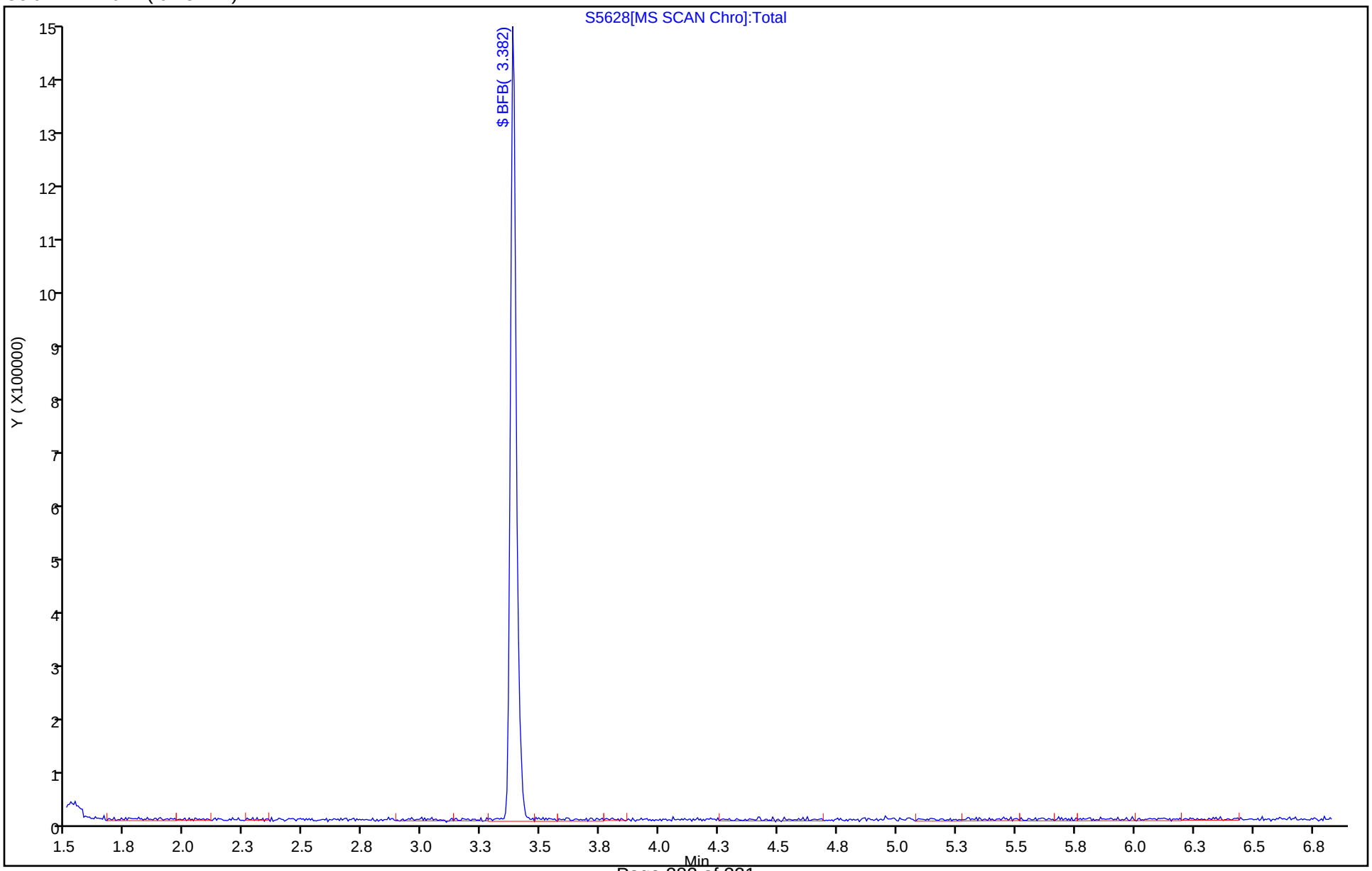

Eurofins TestAmerica, Buffalo
Target Compound Quantitation Report

Data File:	\\chromfs\Buffalo\ChromData\HP5973S\20211106-102213.b\S5776.D				
Lims ID:	BFB				
Client ID:					
Sample Type:	BFB				
Inject. Date:	06-Nov-2021 12:52:30	ALS Bottle#:	1	Worklist Smp#:	1
Injection Vol:	1.0 uL	Dil. Factor:	1.0000		
Sample Info:	BFB				
Misc. Info.:	480-0102213-001				
Operator ID:	OI/WD	Instrument ID:	HP5973S		
Method:	\\chromfs\Buffalo\ChromData\HP5973S\20211106-102213.b\S-8260.m				
Limit Group:	MV - 8260C ICAL				
Last Update:	06-Nov-2021 13:03:44	Calib Date:	02-Nov-2021 23:00:30		
Integrator:	RTE	ID Type:	RT Order ID		
Quant Method:	Internal Standard	Quant By:	Initial Calibration		
Last ICal File:	\\chromfs\Buffalo\ChromData\HP5973S\20211102-102107.b\S5648.D				
Column 1 :	ZB-624 (0.18 mm)		Det: MS SCAN		
Process Host:	CTX1672				
First Level Reviewer: izquierdoo		Date:	06-Nov-2021 13:03:44		

Compound	Sig	RT (min.)	Adj RT (min.)	Dlt RT (min.)	Q	Response	Cal Amt ug/L	OnCol Amt ug/L	Flags
$ 61 BFB	95	3.382	3.382	0.000	0	547226	NR	NR	

QC Flag Legend

Processing Flags

NR - Missing Quant Standard

Reagents:

BFB_WRK_00128 Amount Added: 1.00 Units: uL

MS Tune Report

Eurofins TestAmerica, Buffalo

Data File: \\chromfs\Buffalo\ChromData\HP5973S\20211106-102213.b\S5776.D
Injection Date: 06-Nov-2021 12:52:30 Instrument ID: HP5973S
Lims ID: BFB
Client ID:
Operator ID: OI/WD ALS Bottle#: 1 Worklist Smp#: 1
Injection Vol: 1.0 uL Dil. Factor: 1.0000
Method: S-8260 Limit Group: MV - 8260C ICAL
Tune Method: BFB Method 8260

$ 61 BFB

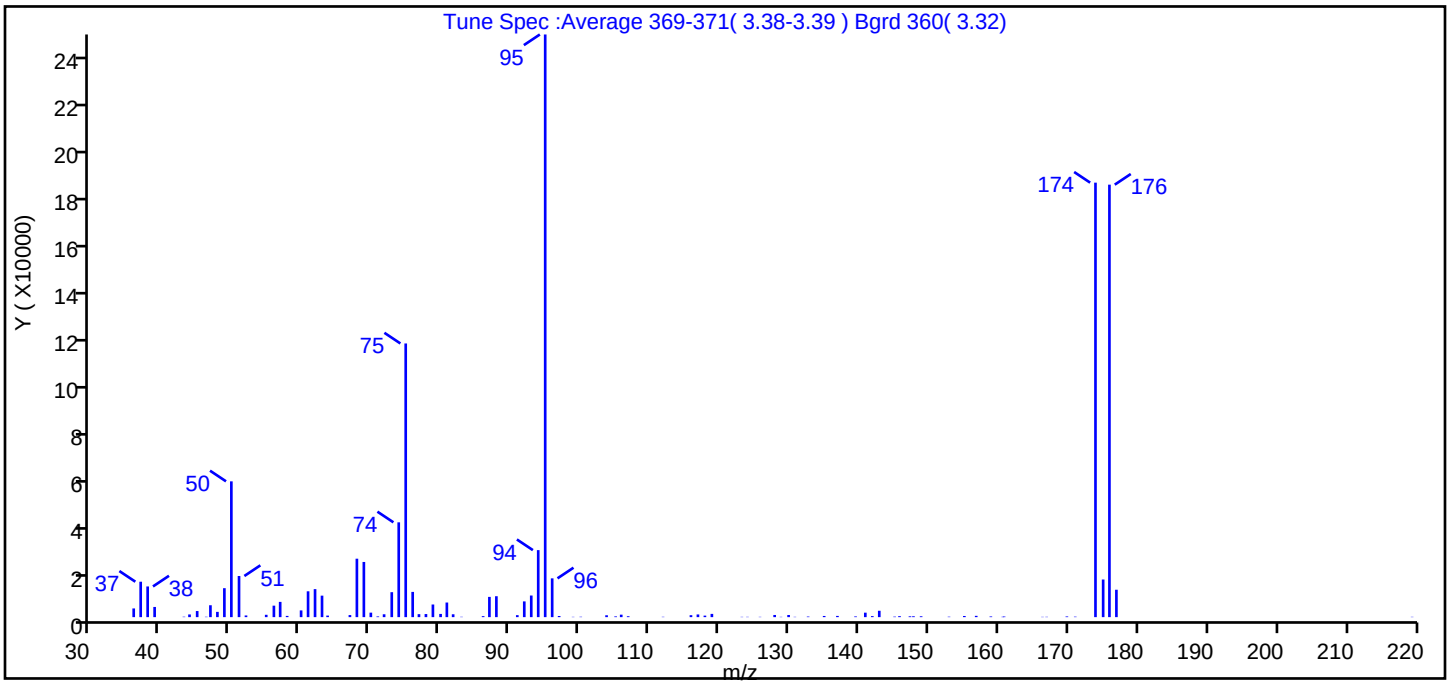

m/z	Ion Abundance Criteria	% Relative Abundance
95	Base peak, 100% relative abundance	100.0
50	15 to 40% of m/z 95	23.3
75	30 to 60% of m/z 95	47.0
96	5 to 9% of m/z 95	6.7
173	Less than 2% of m/z 174	0.0 (0.0)
174	50 to 120% of m/z 95	74.6
175	5 to 9% of m/z 174	6.5 (8.7)
176	Greater than 95% but less than 101% of m/z 174	74.2 (99.5)
177	5 to 9% of m/z 176	4.7 (6.3)

Data File: \\chromfs\Buffalo\ChromData\HP5973S\20211106-102213.b\S5776.D\S-8260.rslt\spectra.d
Injection Date: 06-Nov-2021 12:52:30
Spectrum: Tune Spec :Average 369-371(3.38-3.39) Bgrd 360(3.32)
Base Peak: 95.00
Minimum % Base Peak: 0
Number of Points: 95

m/z	Y	m/z	Y	m/z	Y	m/z	Y
36.00	3604	68.00	24208	96.00	16067	141.00	1853
37.00	14674	69.00	22856	97.00	469	142.00	423
38.00	12712	70.00	1861	99.00	124	143.00	2644
39.00	4221	71.00	294	100.00	163	145.00	214
43.00	176	72.00	1192	104.00	777	146.00	406
44.00	1119	73.00	10338	105.00	313	147.00	339
45.00	2528	74.00	39272	106.00	1028	148.00	358
46.00	159	75.00	113360	107.00	366	149.00	351
47.00	4928	76.00	10453	112.00	143	153.00	185
48.00	2184	77.00	1236	116.00	812	155.00	476
49.00	11997	78.00	1282	117.00	1116	157.00	539
50.00	56248	79.00	5238	118.00	630	159.00	287
51.00	17040	80.00	1332	119.00	1347	161.00	138
52.00	700	81.00	6054	123.00	124	161.00	246
55.00	973	82.00	1192	124.00	128	166.00	122
56.00	4755	83.00	143	126.00	130	167.00	136
57.00	6321	86.00	412	128.00	896	170.00	291
58.00	513	87.00	8390	129.00	123	171.00	200
60.00	2792	88.00	8667	130.00	891	174.00	179968
61.00	10708	91.00	824	131.00	128	175.00	15590
62.00	11604	92.00	6522	133.00	244	176.00	179136
63.00	8904	93.00	8956	135.00	484	177.00	11349
64.00	645	94.00	27760	137.00	510	219.00	129
67.00	858	95.00	241344	140.00	297		

Report Date: 06-Nov-2021 13:03:44 Chrom Revision: 2.3 22-Sep-2021 15:38:46

Eurofins TestAmerica, Buffalo

Data File: \\chromfs\Buffalo\ChromData\HP5973S\20211106-102213.b\S5776.D

Injection Date:	06-Nov-2021 12:52:30	Instrument ID:	HP5973S	Operator ID:	OI/WD
Lims ID:	BFB			Worklist Smp#:	1
Client ID:					
Injection Vol:	1.0 uL	Dil. Factor:	1.0000	ALS Bottle#:	1
Method:	S-8260	Limit Group:	MV - 8260C ICAL		

Column: ZB-624 (0.18 mm)

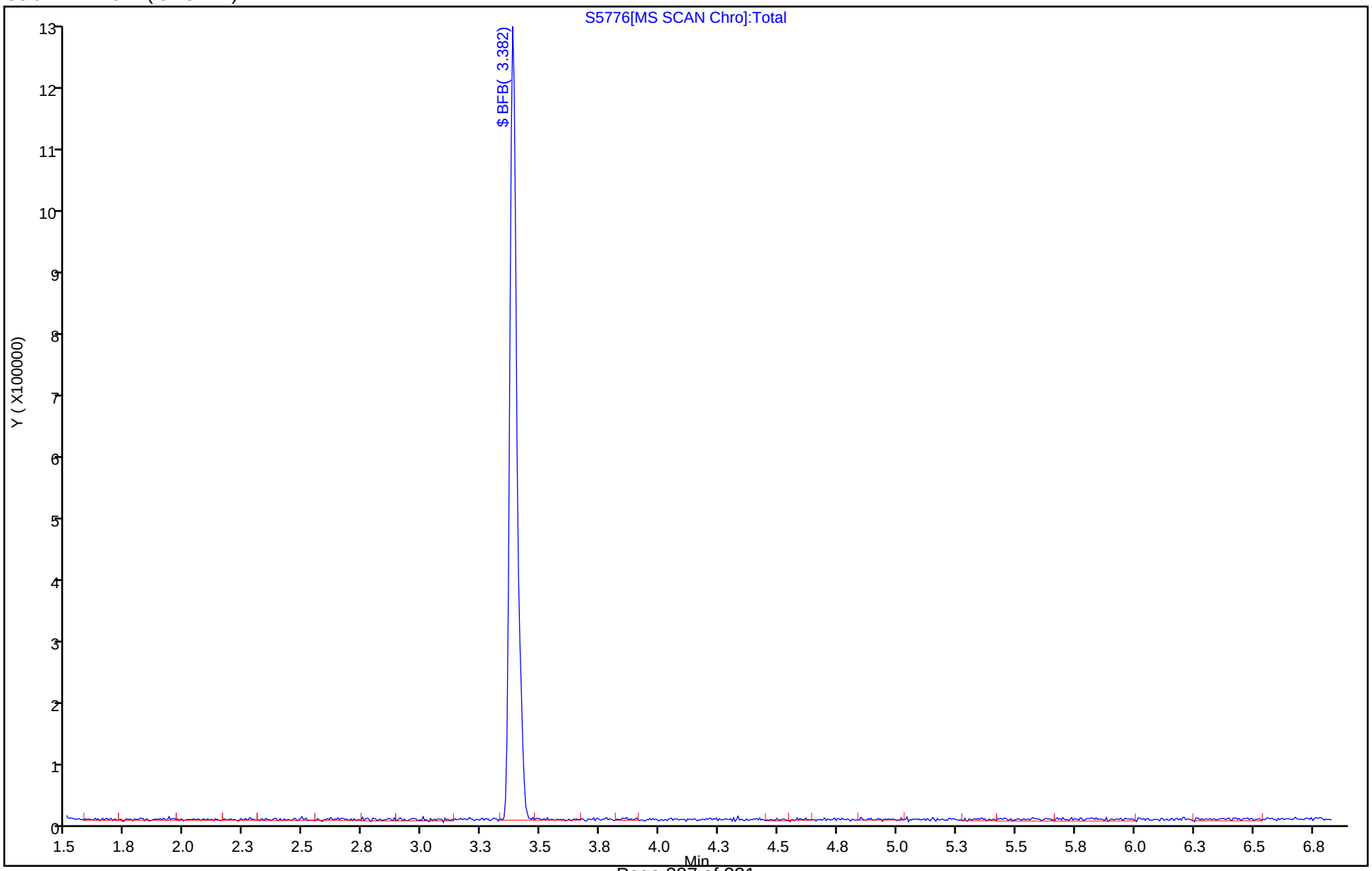

FORM I
GC/MS VOA ORGANICS ANALYSIS DATA SHEET

Lab Name: Eurofins TestAmerica, Buffalo Job No.: 480-191738-1

SDG No.:

Client Sample ID: Lab Sample ID: MB 480-603735/6

Matrix: Water Lab File ID: S5781.D

Analysis Method: 8260C Date Collected:

Sample wt/vol: 5(mL) Date Analyzed: 11/06/2021 14:51

Soil Aliquot Vol: Dilution Factor: 1

Soil Extract Vol.: GC Column: ZB-624 (20) ID: 0.18(mm)

% Moisture: Level: (low/med) Low

Analysis Batch No.: 603735 Units: ug/L

CAS NO.	COMPOUND NAME	RESULT	Q	RL	MDL
71-55-6	1,1,1-Trichloroethane	ND		1.0	0.82
79-34-5	1,1,2,2-Tetrachloroethane	ND		1.0	0.21
79-00-5	1,1,2-Trichloroethane	ND		1.0	0.23
76-13-1	1,1,2-Trichloro-1,2,2-trifluoroethane	ND		1.0	0.31
75-34-3	1,1-Dichloroethane	ND		1.0	0.38
75-35-4	1,1-Dichloroethene	ND		1.0	0.29
120-82-1	1,2,4-Trichlorobenzene	ND		1.0	0.41
96-12-8	1,2-Dibromo-3-Chloropropane	ND		1.0	0.39
106-93-4	1,2-Dibromoethane	ND		1.0	0.73
95-50-1	1,2-Dichlorobenzene	ND		1.0	0.79
107-06-2	1,2-Dichloroethane	ND		1.0	0.21
78-87-5	1,2-Dichloropropane	ND		1.0	0.72
541-73-1	1,3-Dichlorobenzene	ND		1.0	0.78
106-46-7	1,4-Dichlorobenzene	ND		1.0	0.84
591-78-6	2-Hexanone	ND		5.0	1.2
78-93-3	2-Butanone (MEK)	ND		10	1.3
108-10-1	4-Methyl-2-pentanone (MIBK)	ND		5.0	2.1
67-64-1	Acetone	ND		10	3.0
71-43-2	Benzene	ND		1.0	0.41
75-27-4	Bromodichloromethane	ND		1.0	0.39
75-25-2	Bromoform	ND		1.0	0.26
74-83-9	Bromomethane	ND		1.0	0.69
75-15-0	Carbon disulfide	ND		1.0	0.19
56-23-5	Carbon tetrachloride	ND		1.0	0.27
108-90-7	Chlorobenzene	ND		1.0	0.75
124-48-1	Dibromochloromethane	ND		1.0	0.32
75-00-3	Chloroethane	ND		1.0	0.32
67-66-3	Chloroform	ND		1.0	0.34
74-87-3	Chloromethane	ND		1.0	0.35
156-59-2	cis-1,2-Dichloroethene	ND		1.0	0.81
10061-01-5	cis-1,3-Dichloropropene	ND		1.0	0.36
110-82-7	Cyclohexane	ND		1.0	0.18
75-71-8	Dichlorodifluoromethane	ND		1.0	0.68
100-41-4	Ethylbenzene	ND		1.0	0.74
98-82-8	Isopropylbenzene	ND		1.0	0.79

FORM I
GC/MS VOA ORGANICS ANALYSIS DATA SHEET

Lab Name: Eurofins TestAmerica, Buffalo Job No.: 480-191738-1

SDG No.:

Client Sample ID: Lab Sample ID: MB 480-603735/6

Matrix: Water Lab File ID: S5781.D

Analysis Method: 8260C Date Collected:

Sample wt/vol: 5(mL) Date Analyzed: 11/06/2021 14:51

Soil Aliquot Vol: Dilution Factor: 1

Soil Extract Vol.: GC Column: ZB-624 (20) ID: 0.18(mm)

% Moisture: Level: (low/med) Low

Analysis Batch No.: 603735 Units: ug/L

CAS NO.	COMPOUND NAME	RESULT	Q	RL	MDL
79-20-9	Methyl acetate	ND		2.5	1.3
1634-04-4	Methyl tert-butyl ether	ND		1.0	0.16
108-87-2	Methylcyclohexane	ND		1.0	0.16
75-09-2	Methylene Chloride	ND		1.0	0.44
100-42-5	Styrene	ND		1.0	0.73
127-18-4	Tetrachloroethene	ND		1.0	0.36
108-88-3	Toluene	ND		1.0	0.51
156-60-5	trans-1,2-Dichloroethene	ND		1.0	0.90
10061-02-6	trans-1,3-Dichloropropene	ND		1.0	0.37
79-01-6	Trichloroethene	ND		1.0	0.46
75-69-4	Trichlorofluoromethane	ND		1.0	0.88
75-01-4	Vinyl chloride	ND		1.0	0.90
1330-20-7	Xylenes, Total	ND		2.0	0.66

CAS NO.	SURROGATE	%REC	Q	LIMITS
17060-07-0	1,2-Dichloroethane-d4 (Surr)	103		77-120
2037-26-5	Toluene-d8 (Surr)	101		80-120
460-00-4	4-Bromofluorobenzene (Surr)	97		73-120

Eurofins TestAmerica, Buffalo
Target Compound Quantitation Report

Data File: \\chromfs\Buffalo\ChromData\HP5973S\20211106-102213.b\S5781.D
Lims ID: MB
Client ID:
Sample Type: MB
Inject. Date: 06-Nov-2021 14:51:30 ALS Bottle#: 6 Worklist Smp#: 6
Purge Vol: 5.000 mL Dil. Factor: 1.0000
Sample Info: MB
Misc. Info.: 480-0102213-006
Operator ID: OI/WD Instrument ID: HP5973S

Method: \\chromfs\Buffalo\ChromData\HP5973S\20211106-102213.b\S-8260.m
Limit Group: MV - 8260C ICAL
Last Update: 06-Nov-2021 15:12:46 Calib Date: 02-Nov-2021 23:00:30
Integrator: RTE ID Type: RT Order ID
Quant Method: Internal Standard Quant By: Initial Calibration
Last ICal File: \\chromfs\Buffalo\ChromData\HP5973S\20211102-102107.b\S5648.D

Column 1 : ZB-624 (0.18 mm) Det: MS SCAN
Process Host: CTX1672

First Level Reviewer: izquierdoo Date: 06-Nov-2021 15:12:46

Compound	Sig	RT (min.)	Adj RT (min.)	Dlt RT (min.)	Q	Response	Cal Amt ug/L	OnCol Amt ug/L	Flags
* 153 Fluorobenzene (IS)	70	4.999	4.999	0.000	98	166128	25.0	25.0	
* 2 Chlorobenzene-d5	82	7.962	7.962	0.000	89	324182	25.0	25.0	
* 3 1,4-Dichlorobenzene-d4	152	10.389	10.389	0.000	96	294281	25.0	25.0	
$ 154 Dibromofluoromethane (Surr)	113	4.427	4.427	0.000	63	210372	25.0	25.4	
$ 4 1,2-Dichloroethane-d4 (Surr)	67	4.731	4.731	0.000	92	150229	25.0	25.7	
$ 5 Toluene-d8 (Surr)	98	6.490	6.490	0.000	86	839526	25.0	25.2	
$ 6 4-Bromofluorobenzene (Surr)	174	9.215	9.215	0.000	83	241019	25.0	24.2	
10 Dichlorodifluoromethane	85		1.075					ND	
11 Chlorodifluoromethane	51		1.106					ND	7
12 Chloromethane	50		1.234					ND	
13 Vinyl chloride	62		1.307					ND	
151 Butadiene	54		1.325					ND	
14 Bromomethane	94		1.580					ND	
15 Chloroethane	64		1.647					ND	
17 Trichlorofluoromethane	101		1.842					ND	
16 Dichlorofluoromethane	67		1.848					ND	
18 Ethyl ether	59		2.091					ND	
148 Ethanol	45		2.116					ND	
19 Propene oxide	58		2.182					ND	
20 Acrolein	56		2.268					ND	
21 1,1,2-Trichloro-1,2,2-trifluoroe	101		2.298					ND	
22 1,1-Dichloroethene	96		2.310					ND	
23 Acetone	43		2.414					ND	
25 Iodomethane	142		2.462					ND	
26 Carbon disulfide	76		2.493					ND	7
24 Isopropyl alcohol	45		2.602					ND	
28 3-Chloro-1-propene	41		2.651					ND	7
27 Methyl acetate	43		2.700					ND	
29 Acetonitrile	40		2.718					ND	U
30 Methylene Chloride	84		2.809					ND	U
31 2-Methyl-2-propanol	59		2.967					ND	

Compound	Sig	RT (min.)	Adj RT (min.)	Dlt RT (min.)	Q	Response	Cal Amt ug/L	OnCol Amt ug/L	Flags
32 Methyl tert-butyl ether	73		2.992					ND	
34 trans-1,2-Dichloroethene	96		3.004					ND	
33 Acrylonitrile	53		3.071					ND	
35 Hexane	57		3.193					ND	
39 1,1-Dichloroethane	63		3.418					ND	
36 Isopropyl ether	45		3.436					ND	
40 2-Chloro-1,3-butadiene	53		3.472					ND	
37 Vinyl acetate	43		3.478					ND	7
38 1,1-Dimethoxyethane	75		3.509					ND	
41 Tert-butyl ethyl ether	59		3.770					ND	
139 Halothane	117		3.822					ND	
44 2,2-Dichloropropane	77		3.923					ND	7
45 cis-1,2-Dichloroethene	96		3.959					ND	
43 2-Butanone (MEK)	43		4.002					ND	
42 Ethyl acetate	43		4.038					ND	7
46 Propionitrile	54		4.111					ND	
48 Chlorobromomethane	128		4.190					ND	
49 Tetrahydrofuran	42		4.208					ND	
47 Methacrylonitrile	41		4.214					ND	
50 Chloroform	83		4.275					ND	U
52 Cyclohexane	56		4.373					ND	
51 1,1,1-Trichloroethane	97		4.373					ND	
55 Carbon tetrachloride	117		4.507					ND	
54 1,1-Dichloropropene	75		4.525					ND	
152 Isooctane	57		4.725					ND	
57 Benzene	78		4.726					ND	
53 Isobutyl alcohol	43		4.774					ND	
58 1,2-Dichloroethane	62		4.799					ND	
56 Tert-amyl methyl ether	73		4.811					ND	
147 t-Amyl alcohol	59		4.829					ND	
141 2,4,4-Trimethyl-1-pentene	55		4.877					ND	
59 n-Heptane	43		4.908					ND	
1 1,4-Difluorobenzene	114		5.115					ND	
140 2,4,4-Trimethyl-2-pentene	97		5.153					ND	
62 Trichloroethene	95		5.334					ND	
60 n-Butanol	56		5.395					ND	
64 Methylcyclohexane	83		5.437					ND	
142 Ethyl acrylate	55		5.474					ND	
65 1,2-Dichloropropane	63		5.571					ND	
63 Methyl methacrylate	41		5.687					ND	
67 Dibromomethane	93		5.705					ND	
66 1,4-Dioxane	88		5.717					ND	
68 Dichlorobromomethane	83		5.863					ND	
70 2-Nitropropane	43		6.119					ND	U
69 2-Chloroethyl vinyl ether	63		6.155					ND	
71 Epichlorohydrin	57		6.240					ND	
72 cis-1,3-Dichloropropene	75		6.277					ND	
73 4-Methyl-2-pentanone (MIBK)	43		6.429					ND	
74 Toluene	92		6.557					ND	
76 2-Methylthiophene	97		6.690					ND	
77 trans-1,3-Dichloropropene	75		6.849					ND	
78 3-Methylthiophene	97		6.855					ND	

Compound	Sig	RT (min.)	Adj RT (min.)	Dlt RT (min.)	Q	Response	Cal Amt ug/L	OnCol Amt ug/L	Flags
75 Ethyl methacrylate	69		6.903					ND	
79 1,1,2-Trichloroethane	83		7.031					ND	
81 Tetrachloroethene	166		7.080					ND	
82 1,3-Dichloropropane	76		7.189					ND	
80 2-Hexanone	43		7.269					ND	
155 n-Butyl acetate	43		7.384					ND	
83 Chlorodibromomethane	129		7.427					ND	
84 Ethylene Dibromide	107		7.518					ND	
146 1-Chlorohexane	55		7.956					ND	U
85 3-Chlorobenzotrifluoride	180		7.980					ND	
87 Chlorobenzene	112		7.992					ND	
86 4-Chlorobenzotrifluoride	180		8.041					ND	
88 Ethylbenzene	91		8.084					ND	
89 1,1,1,2-Tetrachloroethane	131		8.090					ND	
90 m-Xylene & p-Xylene	106		8.211					ND	
91 o-Xylene	106		8.631					ND	
92 Styrene	104		8.662					ND	
95 Bromoform	173		8.905					ND	
93 2-Chlorobenzotrifluoride	180		8.947					ND	
94 Isopropylbenzene	105		9.014					ND	
96 Cyclohexanone	55		9.191					ND	
101 Bromobenzene	156		9.367					ND	
97 1,1,2,2-Tetrachloroethane	83		9.446					ND	
99 N-Propylbenzene	91		9.459					ND	
100 1,2,3-Trichloropropane	110		9.471					ND	
98 trans-1,4-Dichloro-2-butene	53		9.495					ND	
103 2-Chlorotoluene	126		9.562					ND	
104 3-Chlorotoluene	126		9.629					ND	
102 1,3,5-Trimethylbenzene	105		9.647					ND	
105 4-Chlorotoluene	126		9.684					ND	
106 tert-Butylbenzene	134		9.976					ND	
108 Pentachloroethane	167		10.030					ND	
107 1,2,4-Trimethylbenzene	105		10.030					ND	
109 sec-Butylbenzene	105		10.189					ND	
111 1,3-Dichlorobenzene	146		10.322					ND	
110 4-Isopropyltoluene	119		10.341					ND	
114 Dicyclopentadiene	66		10.383					ND	
113 1,4-Dichlorobenzene	146		10.414					ND	
112 1,2,3-Trimethylbenzene	105		10.444					ND	
150 Benzyl chloride	126		10.572					ND	
115 n-Butylbenzene	91		10.736					ND	
116 1,2-Dichlorobenzene	146		10.773					ND	
117 1,2-Dibromo-3-Chloropropane	75		11.515					ND	
118 1,3,5-Trichlorobenzene	180		11.649					ND	
119 1,2,4-Trichlorobenzene	180		12.190					ND	
120 Hexachlorobutadiene	225		12.306					ND	
121 Naphthalene	128		12.403					ND	U
122 1,2,3-Trichlorobenzene	180		12.610					ND	
149 2-Methylnaphthalene	142		13.321					ND	U
145 Ethylene oxide TIC	1		0.000					ND	
143 Propene oxide TIC	1		0.000					ND	
134 Pentachloroethane TIC	1		0.000					ND	

Compound	Sig	RT (min.)	Adj RT (min.)	Dlt RT (min.)	Q	Response	Cal Amt ug/L	OnCol Amt ug/L	Flags
136 Nitrobenzene	77		0.000					ND	
137 Methyl acrylate	1		0.000					ND	
138 cis-1,4-Dichloro-2-butene	88		0.000					ND	
135 Hexachloroethane	117		0.000					ND	
144 1-Bromopropane TIC	1		0.000					ND	
S 123 Total BTEX	1		30.000					ND	7
S 126 1,3-Dichloropropene, Total	1		30.000					ND	7
S 125 1,2-Dichloroethene, Total	1		30.000					ND	7
S 124 Xylenes, Total	1		30.000					ND	7
S 157 Trihalomethanes, Total	1		0.000					ND	

QC Flag Legend

Processing Flags

7 - Failed Limit of Detection

Review Flags

U - Marked Undetected

Reagents:

S_8260_IS_00352	Amount Added:	1.00	Units: uL	Run Reagent
S_8260_Surr_00407	Amount Added:	1.00	Units: uL	Run Reagent

Report Date: 06-Nov-2021 15:12:46 Chrom Revision: 2.3 22-Sep-2021 15:38:46

Eurofins TestAmerica, Buffalo

Data File: \\chromfs\Buffalo\ChromData\HP5973S\20211106-102213.b\S5781.D

Injection Date:	06-Nov-2021 14:51:30	Instrument ID:	HP5973S	Operator ID:	OI/WD
Lims ID:	MB			Worklist Smp#:	6
Client ID:					
Purge Vol:	5.000 mL	Dil. Factor:	1.0000	ALS Bottle#:	6
Method:	S-8260	Limit Group:	MV - 8260C ICAL		

Column: ZB-624 (0.18 mm)

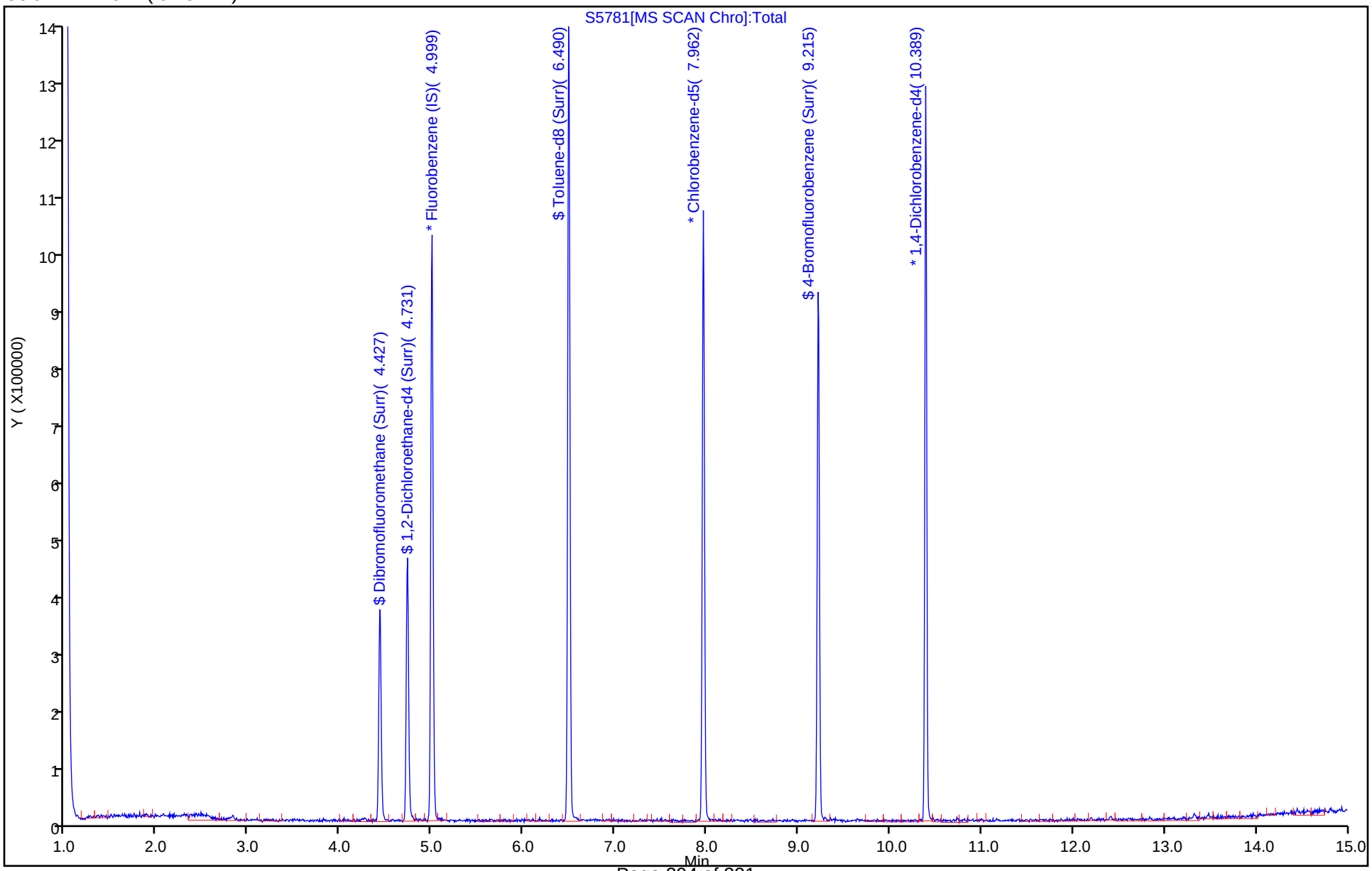

User Disabled Compound Report

Eurofins TestAmerica, Buffalo

Data File: \\chromfs\Buffalo\ChromData\HP5973S\20211106-102213.b\S5781.D
Injection Date: 06-Nov-2021 14:51:30 Instrument ID: HP5973S
Lims ID: MB
Client ID:
Operator ID: OI/WD ALS Bottle#: 6 Worklist Smp#: 6
Purge Vol: 5.000 mL Dil. Factor: 1.0000
Method: S-8260 Limit Group: MV - 8260C ICAL
Column: ZB-624 (0.18 mm) Detector MS SCAN

50 Chloroform, CAS: 67-66-3

Processing Results

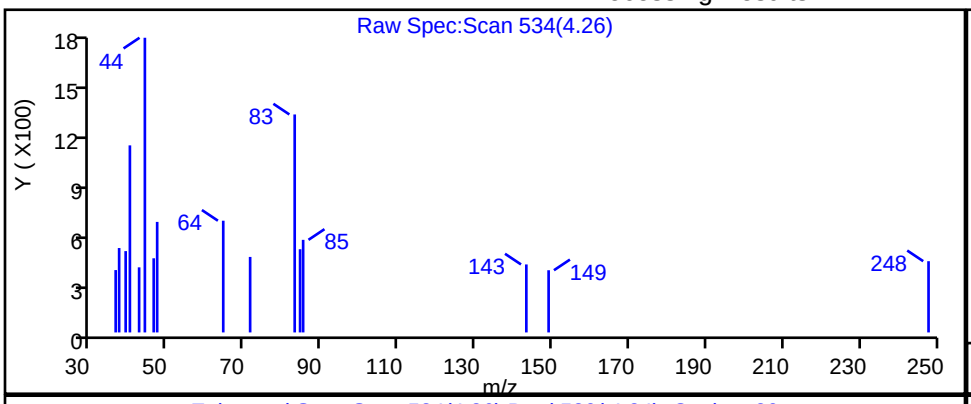

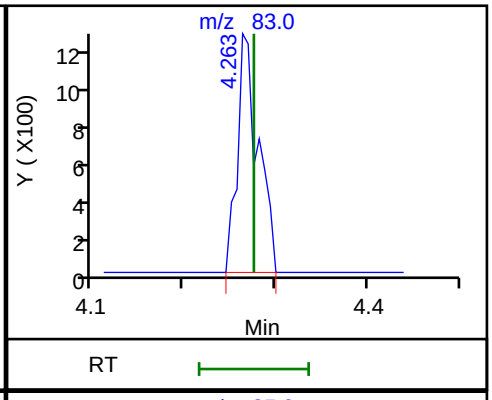

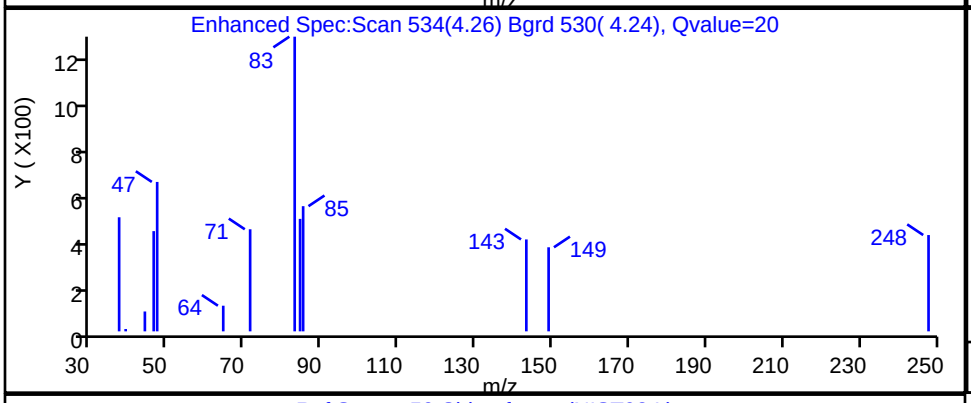

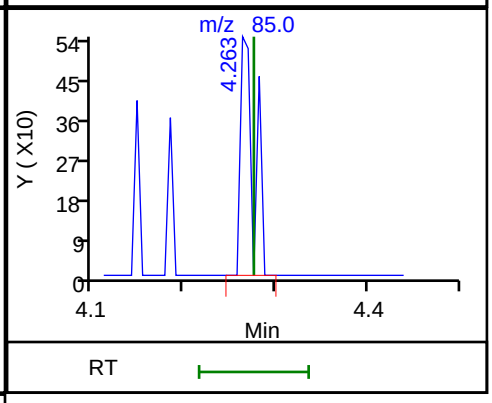

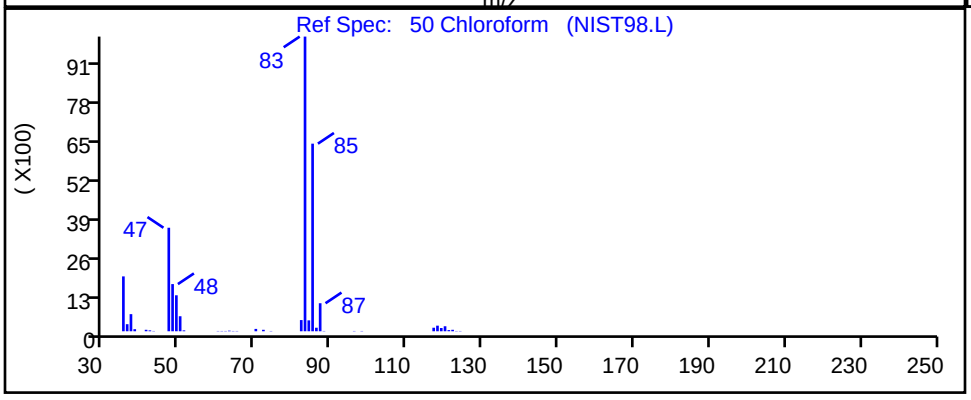

RT	Mass	Response	Amount
4.26	83.00	2009	0.098544
4.26	85.00	551	

Reviewer: izquierdoo, 06-Nov-2021 15:11:43
Audit Action: Marked Compound Undetected Audit Reason: Invalid Compound ID

User Disabled Compound Report

Eurofins TestAmerica, Buffalo

Data File: \\chromfs\Buffalo\ChromData\HP5973S\20211106-102213.b\S5781.D
Injection Date: 06-Nov-2021 14:51:30 Instrument ID: HP5973S
Lims ID: MB
Client ID:
Operator ID: OI/WD ALS Bottle#: 6 Worklist Smp#: 6
Purge Vol: 5.000 mL Dil. Factor: 1.0000
Method: S-8260 Limit Group: MV - 8260C ICAL
Column: ZB-624 (0.18 mm) Detector MS SCAN

30 Methylene Chloride, CAS: 75-09-2

Processing Results

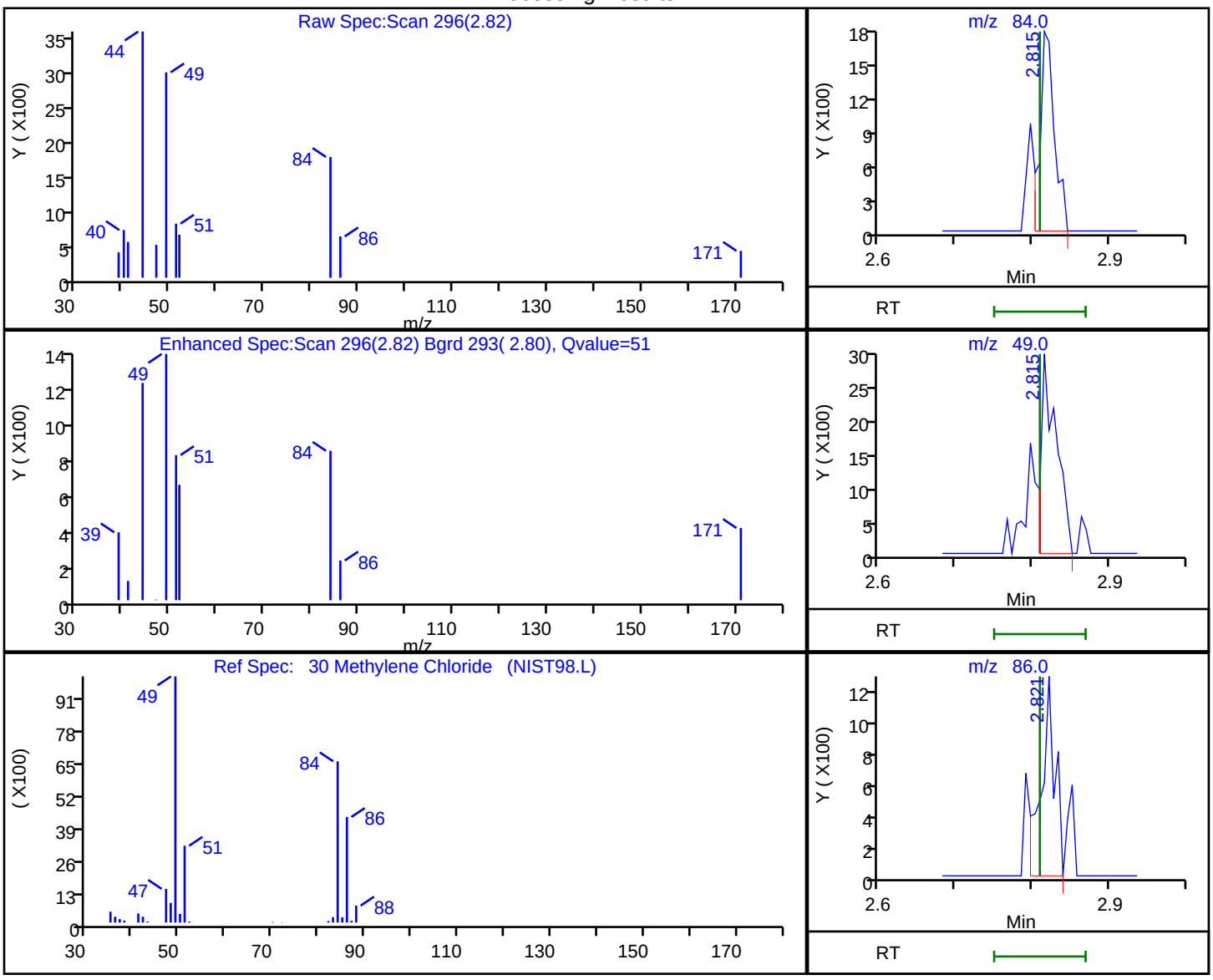

RT	Mass	Response	Amount
2.82	84.00	2272	-0.057850
2.82	49.00	4054	
2.82	86.00	1608	

Reviewer: izquierdoo, 06-Nov-2021 15:11:40
Audit Action: Marked Compound Undetected Audit Reason: Invalid Compound ID

FORM I
GC/MS VOA ORGANICS ANALYSIS DATA SHEET

Lab Name: Eurofins TestAmerica, Buffalo Job No.: 480-191738-1

SDG No.:

Client Sample ID: Lab Sample ID: LCS 480-603735/4

Matrix: Water Lab File ID: S5779.D

Analysis Method: 8260C Date Collected:

Sample wt/vol: 5(mL) Date Analyzed: 11/06/2021 14:05

Soil Aliquot Vol: Dilution Factor: 1

Soil Extract Vol.: GC Column: ZB-624 (20) ID: 0.18(mm)

% Moisture: Level: (low/med) Low

Analysis Batch No.: 603735 Units: ug/L

CAS NO.	COMPOUND NAME	RESULT	Q	RL	MDL
71-55-6	1,1,1-Trichloroethane	22.4		1.0	0.82
79-34-5	1,1,2,2-Tetrachloroethane	25.1		1.0	0.21
79-00-5	1,1,2-Trichloroethane	24.0		1.0	0.23
76-13-1	1,1,2-Trichloro-1,2,2-trifluoroethane	22.0		1.0	0.31
75-34-3	1,1-Dichloroethane	23.4		1.0	0.38
75-35-4	1,1-Dichloroethene	21.9		1.0	0.29
120-82-1	1,2,4-Trichlorobenzene	24.0		1.0	0.41
96-12-8	1,2-Dibromo-3-Chloropropane	22.7		1.0	0.39
106-93-4	1,2-Dibromoethane	23.4		1.0	0.73
95-50-1	1,2-Dichlorobenzene	23.6		1.0	0.79
107-06-2	1,2-Dichloroethane	22.5		1.0	0.21
78-87-5	1,2-Dichloropropane	22.8		1.0	0.72
541-73-1	1,3-Dichlorobenzene	23.7		1.0	0.78
106-46-7	1,4-Dichlorobenzene	24.7		1.0	0.84
591-78-6	2-Hexanone	127		5.0	1.2
78-93-3	2-Butanone (MEK)	127		10	1.3
108-10-1	4-Methyl-2-pentanone (MIBK)	121		5.0	2.1
67-64-1	Acetone	124		10	3.0
71-43-2	Benzene	23.0		1.0	0.41
75-27-4	Bromodichloromethane	23.4		1.0	0.39
75-25-2	Bromoform	20.6		1.0	0.26
74-83-9	Bromomethane	21.8		1.0	0.69
75-15-0	Carbon disulfide	20.7		1.0	0.19
56-23-5	Carbon tetrachloride	23.1		1.0	0.27
108-90-7	Chlorobenzene	23.5		1.0	0.75
124-48-1	Dibromochloromethane	23.2		1.0	0.32
75-00-3	Chloroethane	21.7		1.0	0.32
67-66-3	Chloroform	22.1		1.0	0.34
74-87-3	Chloromethane	22.9		1.0	0.35
156-59-2	cis-1,2-Dichloroethene	21.9		1.0	0.81
10061-01-5	cis-1,3-Dichloropropene	22.6		1.0	0.36
110-82-7	Cyclohexane	23.7		1.0	0.18
75-71-8	Dichlorodifluoromethane	21.0		1.0	0.68
100-41-4	Ethylbenzene	24.1		1.0	0.74
98-82-8	Isopropylbenzene	24.8		1.0	0.79

FORM I
GC/MS VOA ORGANICS ANALYSIS DATA SHEET

Lab Name: Eurofins TestAmerica, Buffalo Job No.: 480-191738-1

SDG No.:

Client Sample ID: Lab Sample ID: LCS 480-603735/4

Matrix: Water Lab File ID: S5779.D

Analysis Method: 8260C Date Collected:

Sample wt/vol: 5(mL) Date Analyzed: 11/06/2021 14:05

Soil Aliquot Vol: Dilution Factor: 1

Soil Extract Vol.: GC Column: ZB-624 (20) ID: 0.18(mm)

% Moisture: Level: (low/med) Low

Analysis Batch No.: 603735 Units: ug/L

CAS NO.	COMPOUND NAME	RESULT	Q	RL	MDL
79-20-9	Methyl acetate	44.7		2.5	1.3
1634-04-4	Methyl tert-butyl ether	22.8		1.0	0.16
108-87-2	Methylcyclohexane	22.9		1.0	0.16
75-09-2	Methylene Chloride	23.6		1.0	0.44
100-42-5	Styrene	24.6		1.0	0.73
127-18-4	Tetrachloroethene	22.5		1.0	0.36
108-88-3	Toluene	24.0		1.0	0.51
156-60-5	trans-1,2-Dichloroethene	22.5		1.0	0.90
10061-02-6	trans-1,3-Dichloropropene	22.5		1.0	0.37
79-01-6	Trichloroethene	23.7		1.0	0.46
75-69-4	Trichlorofluoromethane	21.9		1.0	0.88
75-01-4	Vinyl chloride	22.3		1.0	0.90
1330-20-7	Xylenes, Total	48.0		2.0	0.66

CAS NO.	SURROGATE	%REC	Q	LIMITS
17060-07-0	1,2-Dichloroethane-d4 (Surr)	93		77-120
2037-26-5	Toluene-d8 (Surr)	101		80-120
460-00-4	4-Bromofluorobenzene (Surr)	101		73-120

Eurofins TestAmerica, Buffalo
Target Compound Quantitation Report

Data File: \\chromfs\Buffalo\ChromData\HP5973S\20211106-102213.b\S5779.D
Lims ID: LCS
Client ID:
Sample Type: LCS
Inject. Date: 06-Nov-2021 14:05:30 ALS Bottle#: 4 Worklist Smp#: 4
Purge Vol: 5.000 mL Dil. Factor: 1.0000
Sample Info: LCS
Misc. Info.: 480-0102213-004
Operator ID: OI/WD Instrument ID: HP5973S

Method: \\chromfs\Buffalo\ChromData\HP5973S\20211106-102213.b\S-8260.m
Limit Group: MV - 8260C ICAL
Last Update: 06-Nov-2021 15:02:33 Calib Date: 02-Nov-2021 23:00:30
Integrator: RTE ID Type: RT Order ID
Quant Method: Internal Standard Quant By: Initial Calibration
Last ICal File: \\chromfs\Buffalo\ChromData\HP5973S\20211102-102107.b\S5648.D

Column 1 : ZB-624 (0.18 mm) Det: MS SCAN
Process Host: CTX1672

First Level Reviewer: izquierdoo Date: 06-Nov-2021 15:05:35

Compound	Sig	RT (min.)	Adj RT (min.)	Dlt RT (min.)	Q	Response	Cal Amt ug/L	OnCol Amt ug/L	Flags
* 153 Fluorobenzene (IS)	70	4.993	4.999	-0.006	97	171450	25.0	25.0	
* 2 Chlorobenzene-d5	82	7.962	7.962	0.000	88	349550	25.0	25.0	
* 3 1,4-Dichlorobenzene-d4	152	10.389	10.389	0.000	50	315340	25.0	25.0	
$ 154 Dibromofluoromethane (Surr)	113	4.428	4.427	0.001	54	210635	25.0	24.6	
$ 4 1,2-Dichloroethane-d4 (Surr)	67	4.726	4.731	-0.005	52	139564	25.0	23.2	
$ 5 Toluene-d8 (Surr)	98	6.490	6.490	0.000	47	904275	25.0	25.2	
$ 6 4-Bromofluorobenzene (Surr)	174	9.215	9.215	0.000	85	269754	25.0	25.1	
10 Dichlorodifluoromethane	85	1.082	1.075	0.007	84	212269	25.0	21.0	
12 Chloromethane	50	1.240	1.234	0.006	89	414834	25.0	22.9	
13 Vinyl chloride	62	1.307	1.307	0.000	81	339034	25.0	22.3	
151 Butadiene	54	1.325	1.325	0.000	87	479168	25.0	25.1	
14 Bromomethane	94	1.580	1.580	0.000	91	175645	25.0	21.8	
15 Chloroethane	64	1.647	1.647	0.000	94	201228	25.0	21.7	
17 Trichlorofluoromethane	101	1.842	1.842	0.000	65	359940	25.0	21.9	
16 Dichlorofluoromethane	67	1.842	1.848	-0.006	80	429514	25.0	21.2	
18 Ethyl ether	59	2.091	2.091	0.000	97	280509	25.0	22.1	
20 Acrolein	56	2.268	2.268	0.000	96	80690	125.0	112.2	
21 1,1,2-Trichloro-1,2,2-trifluoroe	101	2.298	2.298	0.000	62	196811	25.0	22.0	
22 1,1-Dichloroethene	96	2.310	2.310	0.000	85	200858	25.0	21.9	
23 Acetone	43	2.414	2.414	0.000	99	826189	125.0	124.0	
25 Iodomethane	142	2.463	2.462	0.001	99	346799	25.0	22.5	
26 Carbon disulfide	76	2.493	2.493	0.000	99	694994	25.0	20.7	
28 3-Chloro-1-propene	41	2.645	2.651	-0.006	87	580484	25.0	23.5	
27 Methyl acetate	43	2.694	2.700	-0.006	97	754250	50.0	44.7	
30 Methylene Chloride	84	2.809	2.809	0.000	90	276217	25.0	23.6	
31 2-Methyl-2-propanol	59	2.974	2.967	0.007	73	617226	250.0	273.8	
32 Methyl tert-butyl ether	73	2.992	2.992	0.000	92	880242	25.0	22.8	
34 trans-1,2-Dichloroethene	96	3.004	3.004	0.000	82	259735	25.0	22.5	
33 Acrylonitrile	53	3.071	3.071	0.000	98	1968662	250.0	234.2	
35 Hexane	57	3.193	3.193	0.001	93	523363	25.0	23.6	
39 1,1-Dichloroethane	63	3.418	3.418	0.000	85	540273	25.0	23.4	

Compound	Sig	RT (min.)	Adj RT (min.)	Dlt RT (min.)	Q	Response	Cal Amt ug/L	OnCol Amt ug/L	Flags
37 Vinyl acetate	43	3.478	3.478	0.000	97	1992139	50.0	47.8	
44 2,2-Dichloropropane	77	3.923	3.923	0.000	91	248030	25.0	22.7	
45 cis-1,2-Dichloroethene	96	3.959	3.959	0.000	70	279229	25.0	21.9	
43 2-Butanone (MEK)	43	4.002	4.002	0.000	96	1365489	125.0	127.4	
48 Chlorobromomethane	128	4.190	4.190	0.000	85	145895	25.0	23.0	
49 Tetrahydrofuran	42	4.202	4.208	-0.006	94	352238	50.0	47.2	
50 Chloroform	83	4.275	4.275	0.000	83	464777	25.0	22.1	
52 Cyclohexane	56	4.373	4.373	0.000	94	622243	25.0	23.7	
51 1,1,1-Trichloroethane	97	4.373	4.373	0.000	69	391417	25.0	22.4	
55 Carbon tetrachloride	117	4.507	4.507	0.000	80	309001	25.0	23.1	
54 1,1-Dichloropropene	75	4.519	4.525	-0.006	89	370324	25.0	23.2	
57 Benzene	78	4.726	4.726	0.000	95	1089325	25.0	23.0	
53 Isobutyl alcohol	43	4.774	4.774	0.000	71	686606	625.0	606.0	
58 1,2-Dichloroethane	62	4.799	4.799	0.000	75	462056	25.0	22.5	
59 n-Heptane	43	4.908	4.908	0.000	97	661543	25.0	23.9	
62 Trichloroethene	95	5.328	5.334	-0.006	88	275865	25.0	23.7	
64 Methylcyclohexane	83	5.437	5.437	0.000	98	481742	25.0	22.9	
65 1,2-Dichloropropane	63	5.571	5.571	0.000	91	315879	25.0	22.8	
67 Dibromomethane	93	5.705	5.705	0.000	88	168959	25.0	22.8	
66 1,4-Dioxane	88	5.717	5.717	0.000	45	92421	500.0	554.6	
68 Dichlorobromomethane	83	5.863	5.863	0.000	91	337191	25.0	23.4	
69 2-Chloroethyl vinyl ether	63	6.155	6.155	0.000	92	227148	25.0	23.8	
72 cis-1,3-Dichloropropene	75	6.277	6.277	0.000	85	441799	25.0	22.6	
73 4-Methyl-2-pentanone (MIBK)	43	6.429	6.429	0.000	98	2673848	125.0	121.2	
74 Toluene	92	6.557	6.557	0.000	88	699116	25.0	24.0	
77 trans-1,3-Dichloropropene	75	6.849	6.849	0.000	94	410683	25.0	22.5	
75 Ethyl methacrylate	69	6.904	6.903	0.001	77	412035	25.0	23.3	
79 1,1,2-Trichloroethane	83	7.031	7.031	0.000	89	218583	25.0	24.0	
81 Tetrachloroethene	166	7.080	7.080	0.000	82	281572	25.0	22.5	
82 1,3-Dichloropropane	76	7.189	7.189	0.000	97	471198	25.0	24.3	
80 2-Hexanone	43	7.269	7.269	0.001	98	2003475	125.0	127.3	
83 Chlorodibromomethane	129	7.421	7.427	-0.006	85	232426	25.0	23.2	
84 Ethylene Dibromide	107	7.518	7.518	0.000	100	271002	25.0	23.4	
87 Chlorobenzene	112	7.992	7.992	0.000	92	780224	25.0	23.5	
88 Ethylbenzene	91	8.090	8.084	0.006	98	1331546	25.0	24.1	
89 1,1,1,2-Tetrachloroethane	131	8.090	8.090	0.000	39	260284	25.0	23.2	
90 m-Xylene & p-Xylene	106	8.211	8.211	0.000	97	523767	25.0	24.1	
91 o-Xylene	106	8.631	8.631	0.000	98	514797	25.0	23.9	
92 Styrene	104	8.662	8.662	0.000	93	842816	25.0	24.6	
95 Bromoform	173	8.905	8.905	0.000	96	138893	25.0	20.6	
94 Isopropylbenzene	105	9.015	9.014	0.001	96	1360550	25.0	24.8	
101 Bromobenzene	156	9.361	9.367	-0.006	97	317975	25.0	23.5	
97 1,1,2,2-Tetrachloroethane	83	9.446	9.446	0.000	69	388932	25.0	25.1	
99 N-Propylbenzene	91	9.459	9.459	0.000	98	1565079	25.0	24.8	
100 1,2,3-Trichloropropane	110	9.471	9.471	0.000	59	133547	25.0	24.9	
98 trans-1,4-Dichloro-2-butene	53	9.495	9.495	0.000	79	54096	25.0	13.5	
103 2-Chlorotoluene	126	9.562	9.562	0.000	95	311527	25.0	23.7	
102 1,3,5-Trimethylbenzene	105	9.647	9.647	0.000	95	1131290	25.0	24.1	
105 4-Chlorotoluene	126	9.678	9.684	-0.006	98	318241	25.0	24.4	
106 tert-Butylbenzene	134	9.976	9.976	0.000	92	255211	25.0	24.6	
107 1,2,4-Trimethylbenzene	105	10.030	10.030	0.000	94	1170275	25.0	24.1	
109 sec-Butylbenzene	105	10.189	10.189	0.000	95	1469915	25.0	25.2	

Compound	Sig	RT (min.)	Adj RT (min.)	Dlt RT (min.)	Q	Response	Cal Amt ug/L	OnCol Amt ug/L	Flags
111 1,3-Dichlorobenzene	146	10.322	10.322	0.000	96	636557	25.0	23.7	
110 4-Isopropyltoluene	119	10.341	10.341	0.000	94	1385933	25.0	25.5	
113 1,4-Dichlorobenzene	146	10.414	10.414	0.000	92	664400	25.0	24.7	
115 n-Butylbenzene	91	10.730	10.736	-0.006	96	1165179	25.0	24.4	
116 1,2-Dichlorobenzene	146	10.773	10.773	0.000	94	633462	25.0	23.6	
117 1,2-Dibromo-3-Chloropropane	75	11.515	11.515	0.000	69	75880	25.0	22.7	
119 1,2,4-Trichlorobenzene	180	12.190	12.190	0.000	93	505143	25.0	24.0	
120 Hexachlorobutadiene	225	12.306	12.306	0.000	94	230572	25.0	24.2	
121 Naphthalene	128	12.403	12.403	0.000	98	1522439	25.0	24.4	
122 1,2,3-Trichlorobenzene	180	12.610	12.610	0.000	93	495564	25.0	23.4	

QC Flag Legend

Processing Flags

Reagents:

8260 CORP mix_00216	Amount Added: 12.50	Units: uL	
GAS CORP mix_00479	Amount Added: 12.50	Units: uL	
S_8260_IS_00352	Amount Added: 1.00	Units: uL	Run Reagent
S_8260_Surr_00407	Amount Added: 1.00	Units: uL	Run Reagent

Report Date: 06-Nov-2021 15:05:35 Chrom Revision: 2.3 22-Sep-2021 15:38:46

Eurofins TestAmerica, Buffalo

Data File: \\chromfs\Buffalo\ChromData\HP5973S\20211106-102213.b\S5779.D

Injection Date:	06-Nov-2021 14:05:30	Instrument ID:	HP5973S	Operator ID:	OI/WD
Lims ID:	LCS			Worklist Smp#:	4
Client ID:					
Purge Vol:	5.000 mL	Dil. Factor:	1.0000	ALS Bottle#:	4
Method:	S-8260	Limit Group:	MV - 8260C ICAL		

Column: ZB-624 (0.18 mm)

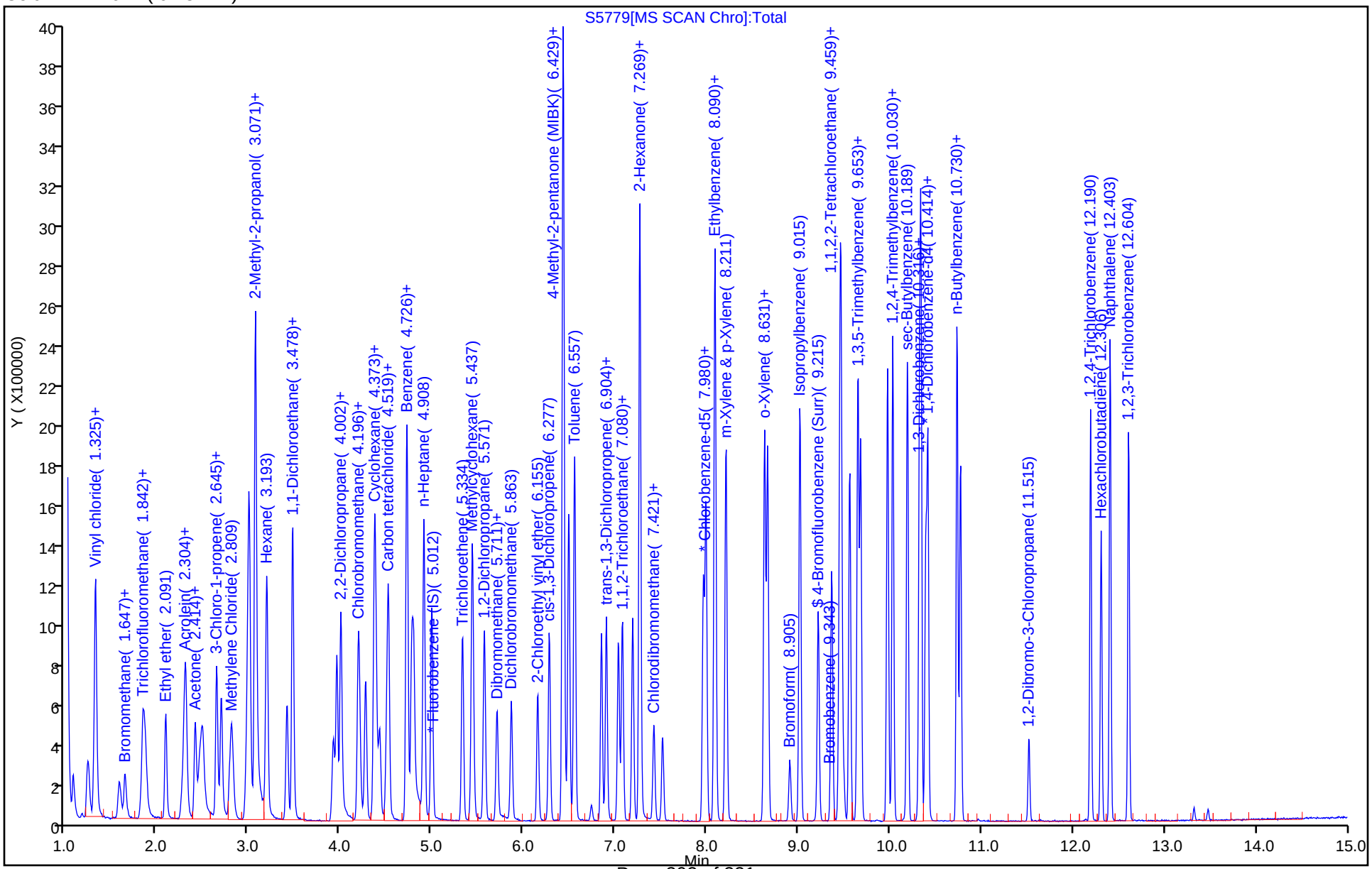

FORM I
GC/MS VOA ORGANICS ANALYSIS DATA SHEET

Lab Name: Eurofins TestAmerica, Buffalo Job No.: 480-191738-1

SDG No.:

Client Sample ID: MW-25S MS Lab Sample ID: 480-191738-1 MS

Matrix: Water Lab File ID: S5801.D

Analysis Method: 8260C Date Collected: 11/01/2021 10:15

Sample wt/vol: 5(mL) Date Analyzed: 11/06/2021 22:49

Soil Aliquot Vol: Dilution Factor: 8

Soil Extract Vol.: GC Column: ZB-624 (20) ID: 0.18(mm)

% Moisture: Level: (low/med) Low

Analysis Batch No.: 603735 Units: ug/L

CAS NO.	COMPOUND NAME	RESULT	Q	RL	MDL
71-55-6	1,1,1-Trichloroethane	191		8.0	6.6
79-34-5	1,1,2,2-Tetrachloroethane	198		8.0	1.7
79-00-5	1,1,2-Trichloroethane	203		8.0	1.8
76-13-1	1,1,2-Trichloro-1,2,2-trifluoroethane	171		8.0	2.5
75-34-3	1,1-Dichloroethane	203		8.0	3.0
75-35-4	1,1-Dichloroethene	188		8.0	2.3
120-82-1	1,2,4-Trichlorobenzene	180		8.0	3.3
96-12-8	1,2-Dibromo-3-Chloropropane	179		8.0	3.1
106-93-4	1,2-Dibromoethane	189		8.0	5.8
95-50-1	1,2-Dichlorobenzene	190		8.0	6.3
107-06-2	1,2-Dichloroethane	189		8.0	1.7
78-87-5	1,2-Dichloropropane	189		8.0	5.8
541-73-1	1,3-Dichlorobenzene	196		8.0	6.2
106-46-7	1,4-Dichlorobenzene	201		8.0	6.7
591-78-6	2-Hexanone	995		40	9.9
78-93-3	2-Butanone (MEK)	1020		80	11
108-10-1	4-Methyl-2-pentanone (MIBK)	993		40	17
67-64-1	Acetone	892		80	24
71-43-2	Benzene	193		8.0	3.3
75-27-4	Bromodichloromethane	189		8.0	3.1
75-25-2	Bromoform	158		8.0	2.1
74-83-9	Bromomethane	182		8.0	5.5
75-15-0	Carbon disulfide	161		8.0	1.5
56-23-5	Carbon tetrachloride	192		8.0	2.2
108-90-7	Chlorobenzene	193		8.0	6.0
124-48-1	Dibromochloromethane	175		8.0	2.6
75-00-3	Chloroethane	187		8.0	2.6
67-66-3	Chloroform	185		8.0	2.7
74-87-3	Chloromethane	200		8.0	2.8
156-59-2	cis-1,2-Dichloroethene	439		8.0	6.5
10061-01-5	cis-1,3-Dichloropropene	185		8.0	2.9
110-82-7	Cyclohexane	191		8.0	1.4
75-71-8	Dichlorodifluoromethane	170		8.0	5.4
100-41-4	Ethylbenzene	200		8.0	5.9
98-82-8	Isopropylbenzene	198		8.0	6.3

FORM I
GC/MS VOA ORGANICS ANALYSIS DATA SHEET

Lab Name: Eurofins TestAmerica, Buffalo Job No.: 480-191738-1

SDG No.:

Client Sample ID: MW-25S MS Lab Sample ID: 480-191738-1 MS

Matrix: Water Lab File ID: S5801.D

Analysis Method: 8260C Date Collected: 11/01/2021 10:15

Sample wt/vol: 5(mL) Date Analyzed: 11/06/2021 22:49

Soil Aliquot Vol: Dilution Factor: 8

Soil Extract Vol.: GC Column: ZB-624 (20) ID: 0.18(mm)

% Moisture: Level: (low/med) Low

Analysis Batch No.: 603735 Units: ug/L

CAS NO.	COMPOUND NAME	RESULT	Q	RL	MDL
79-20-9	Methyl acetate	398		20	10
1634-04-4	Methyl tert-butyl ether	189		8.0	1.3
108-87-2	Methylcyclohexane	177		8.0	1.3
75-09-2	Methylene Chloride	199		8.0	3.5
100-42-5	Styrene	201		8.0	5.8
127-18-4	Tetrachloroethene	528		8.0	2.9
108-88-3	Toluene	196		8.0	4.1
156-60-5	trans-1,2-Dichloroethene	192		8.0	7.2
10061-02-6	trans-1,3-Dichloropropene	172		8.0	3.0
79-01-6	Trichloroethene	212		8.0	3.7
75-69-4	Trichlorofluoromethane	170		8.0	7.0
75-01-4	Vinyl chloride	191		8.0	7.2
1330-20-7	Xylenes, Total	400		16	5.3

CAS NO.	SURROGATE	%REC	Q	LIMITS
17060-07-0	1,2-Dichloroethane-d4 (Surr)	101		77-120
2037-26-5	Toluene-d8 (Surr)	101		80-120
460-00-4	4-Bromofluorobenzene (Surr)	100		73-120

Eurofins TestAmerica, Buffalo
Target Compound Quantitation Report

Data File: \\chromfs\Buffalo\ChromData\HP5973S\20211106-102213.b\S5801.D
Lims ID: 480-191738-A-1 MS
Client ID: MW-25S
Sample Type: MS
Inject. Date: 06-Nov-2021 22:49:30 ALS Bottle#: 26 Worklist Smp#: 24
Purge Vol: 5.000 mL Dil. Factor: 8.0000
Sample Info: 480-191738-A-1 MS
Misc. Info.: 480-0102213-024
Operator ID: OI/WD Instrument ID: HP5973S

Method: \\chromfs\Buffalo\ChromData\HP5973S\20211106-102213.b\S-8260.m
Limit Group: MV - 8260C ICAL
Last Update: 07-Nov-2021 08:18:15 Calib Date: 02-Nov-2021 23:00:30
Integrator: RTE ID Type: RT Order ID
Quant Method: Internal Standard Quant By: Initial Calibration
Last ICal File: \\chromfs\Buffalo\ChromData\HP5973S\20211102-102107.b\S5648.D

Column 1 : ZB-624 (0.18 mm) Det: MS SCAN
Process Host: CTX1639

First Level Reviewer: dahnw Date: 07-Nov-2021 08:19:22

Compound	Sig	RT (min.)	Adj RT (min.)	Dlt RT (min.)	Q	Response	Cal Amt ug/L	OnCol Amt ug/L	Flags
* 153 Fluorobenzene (IS)	70	4.993	4.999	-0.006	97	163802	25.0	25.0	
* 2 Chlorobenzene-d5	82	7.962	7.962	0.000	89	344152	25.0	25.0	
* 3 1,4-Dichlorobenzene-d4	152	10.389	10.389	0.000	48	319889	25.0	25.0	
$ 4 1,2-Dichloroethane-d4 (Surr)	67	4.732	4.731	0.001	54	145517	25.0	25.3	
$ 5 Toluene-d8 (Surr)	98	6.496	6.490	0.006	46	894404	25.0	25.3	
$ 6 4-Bromofluorobenzene (Surr)	174	9.215	9.215	0.000	83	263295	25.0	24.9	
10 Dichlorodifluoromethane	85	1.082	1.075	0.007	87	205171	25.0	21.2	
12 Chloromethane	50	1.246	1.234	0.012	88	432539	25.0	25.0	
13 Vinyl chloride	62	1.313	1.307	0.006	67	347091	25.0	23.9	
14 Bromomethane	94	1.580	1.580	0.000	92	175005	25.0	22.8	
15 Chloroethane	64	1.653	1.647	0.006	92	207152	25.0	23.3	
17 Trichlorofluoromethane	101	1.848	1.842	0.006	62	333789	25.0	21.2	
21 1,1,2-Trichloro-1,2,2-trifluoroe	101	2.298	2.298	0.000	73	182509	25.0	21.3	
22 1,1-Dichloroethene	96	2.317	2.310	0.007	82	205986	25.0	23.5	
23 Acetone	43	2.420	2.414	0.006	99	710115	125.0	111.5	
26 Carbon disulfide	76	2.499	2.493	0.006	99	647422	25.0	20.2	
27 Methyl acetate	43	2.700	2.700	0.000	97	801969	50.0	49.8	
30 Methylene Chloride	84	2.815	2.809	0.006	88	277929	25.0	24.8	
32 Methyl tert-butyl ether	73	2.998	2.992	0.006	90	874028	25.0	23.6	
34 trans-1,2-Dichloroethene	96	3.004	3.004	0.000	73	264008	25.0	24.0	
39 1,1-Dichloroethane	63	3.418	3.418	0.000	85	559827	25.0	25.3	
45 cis-1,2-Dichloroethene	96	3.959	3.959	0.000	71	667987	25.0	54.9	
43 2-Butanone (MEK)	43	4.008	4.002	0.006	97	1305434	125.0	127.5	
50 Chloroform	83	4.275	4.275	0.000	82	465097	25.0	23.1	
52 Cyclohexane	56	4.379	4.373	0.006	91	597451	25.0	23.8	
51 1,1,1-Trichloroethane	97	4.373	4.373	0.000	77	398137	25.0	23.9	
55 Carbon tetrachloride	117	4.507	4.507	0.000	85	307084	25.0	24.0	
57 Benzene	78	4.726	4.726	0.000	96	1090405	25.0	24.1	
58 1,2-Dichloroethane	62	4.799	4.799	0.000	72	463287	25.0	23.6	
62 Trichloroethene	95	5.334	5.334	0.000	89	295042	25.0	26.5	
64 Methylcyclohexane	83	5.437	5.437	0.000	98	443382	25.0	22.1	

Compound	Sig	RT (min.)	Adj RT (min.)	Dlt RT (min.)	Q	Response	Cal Amt ug/L	OnCol Amt ug/L	Flags
65 1,2-Dichloropropane	63	5.571	5.571	0.000	89	312809	25.0	23.6	
68 Dichlorobromomethane	83	5.863	5.863	0.000	91	324266	25.0	23.6	
72 cis-1,3-Dichloropropene	75	6.283	6.277	0.006	87	430504	25.0	23.1	
73 4-Methyl-2-pentanone (MIBK)	43	6.429	6.429	0.000	99	2696247	125.0	124.1	
74 Toluene	92	6.557	6.557	0.000	88	703876	25.0	24.5	
77 trans-1,3-Dichloropropene	75	6.849	6.849	0.000	94	386430	25.0	21.5	
79 1,1,2-Trichloroethane	83	7.031	7.031	0.000	89	227605	25.0	25.4	
81 Tetrachloroethene	166	7.080	7.080	0.000	85	815320	25.0	66.0	
80 2-Hexanone	43	7.269	7.269	0.001	98	1926958	125.0	124.4	
83 Chlorodibromomethane	129	7.421	7.427	-0.006	85	215930	25.0	21.9	
84 Ethylene Dibromide	107	7.518	7.518	0.000	99	270477	25.0	23.7	
87 Chlorobenzene	112	7.992	7.993	0.000	91	787427	25.0	24.1	
88 Ethylbenzene	91	8.084	8.084	0.000	99	1363813	25.0	25.1	
90 m-Xylene & p-Xylene	106	8.212	8.212	0.001	98	542020		25.3	
91 o-Xylene	106	8.631	8.631	0.000	98	522660		24.7	
92 Styrene	104	8.662	8.662	0.000	92	847750	25.0	25.1	
95 Bromoform	173	8.905	8.905	0.000	94	130589	25.0	19.7	
94 Isopropylbenzene	105	9.015	9.015	0.001	96	1377498	25.0	24.8	
97 1,1,2,2-Tetrachloroethane	83	9.446	9.447	0.000	68	389512	25.0	24.7	
111 1,3-Dichlorobenzene	146	10.323	10.323	0.000	97	666879	25.0	24.5	
113 1,4-Dichlorobenzene	146	10.414	10.414	0.000	93	686664	25.0	25.2	
116 1,2-Dichlorobenzene	146	10.773	10.773	0.000	95	645438	25.0	23.7	
117 1,2-Dibromo-3-Chloropropane	75	11.515	11.515	0.000	72	75973	25.0	22.4	
119 1,2,4-Trichlorobenzene	180	12.190	12.190	0.000	93	479416	25.0	22.4	
S 124 Xylenes, Total	1				0			50.0	

QC Flag Legend

Processing Flags

Reagents:

8260 CORP mix_00216	Amount Added:	12.50	Units: uL	
GAS CORP mix_00479	Amount Added:	12.50	Units: uL	
S_8260_IS_00352	Amount Added:	1.00	Units: uL	Run Reagent
S_8260_Surr_00407	Amount Added:	1.00	Units: uL	Run Reagent

Report Date: 07-Nov-2021 08:19:22 Chrom Revision: 2.3 22-Sep-2021 15:38:46

Eurofins TestAmerica, Buffalo

Data File: \\chromfs\Buffalo\ChromData\HP5973S\20211106-102213.b\S5801.D

Injection Date:	06-Nov-2021 22:49:30	Instrument ID:	HP5973S	Operator ID:	OI/WD
Lims ID:	480-191738-A-1 MS			Worklist Smp#:	24
Client ID:	MW-25S				
Purge Vol:	5.000 mL	Dil. Factor:	8.0000	ALS Bottle#:	26
Method:	S-8260	Limit Group:	MV - 8260C ICAL		

Column: ZB-624 (0.18 mm)

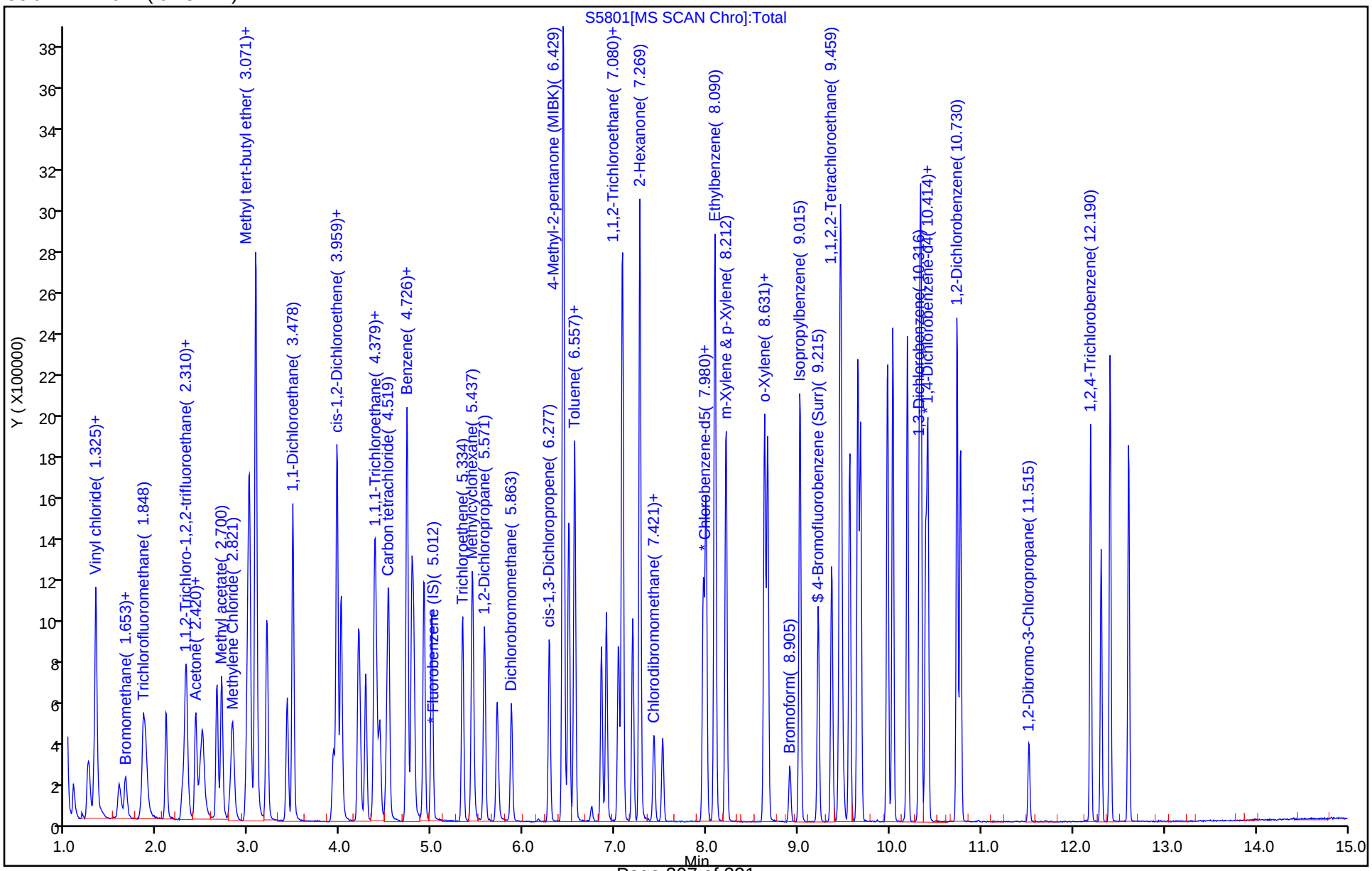

FORM I
GC/MS VOA ORGANICS ANALYSIS DATA SHEET

Lab Name: Eurofins TestAmerica, Buffalo Job No.: 480-191738-1

SDG No.:

Client Sample ID: MW-25S MSD Lab Sample ID: 480-191738-1 MSD

Matrix: Water Lab File ID: S5802.D

Analysis Method: 8260C Date Collected: 11/01/2021 10:15

Sample wt/vol: 5(mL) Date Analyzed: 11/06/2021 23:12

Soil Aliquot Vol: Dilution Factor: 8

Soil Extract Vol.: GC Column: ZB-624 (20) ID: 0.18(mm)

% Moisture: Level: (low/med) Low

Analysis Batch No.: 603735 Units: ug/L

CAS NO.	COMPOUND NAME	RESULT	Q	RL	MDL
71-55-6	1,1,1-Trichloroethane	186		8.0	6.6
79-34-5	1,1,2,2-Tetrachloroethane	198		8.0	1.7
79-00-5	1,1,2-Trichloroethane	196		8.0	1.8
76-13-1	1,1,2-Trichloro-1,2,2-trifluoroethane	166		8.0	2.5
75-34-3	1,1-Dichloroethane	194		8.0	3.0
75-35-4	1,1-Dichloroethene	180		8.0	2.3
120-82-1	1,2,4-Trichlorobenzene	179		8.0	3.3
96-12-8	1,2-Dibromo-3-Chloropropane	180		8.0	3.1
106-93-4	1,2-Dibromoethane	190		8.0	5.8
95-50-1	1,2-Dichlorobenzene	188		8.0	6.3
107-06-2	1,2-Dichloroethane	188		8.0	1.7
78-87-5	1,2-Dichloropropane	185		8.0	5.8
541-73-1	1,3-Dichlorobenzene	194		8.0	6.2
106-46-7	1,4-Dichlorobenzene	201		8.0	6.7
591-78-6	2-Hexanone	977		40	9.9
78-93-3	2-Butanone (MEK)	1010		80	11
108-10-1	4-Methyl-2-pentanone (MIBK)	964		40	17
67-64-1	Acetone	882		80	24
71-43-2	Benzene	188		8.0	3.3
75-27-4	Bromodichloromethane	185		8.0	3.1
75-25-2	Bromoform	155		8.0	2.1
74-83-9	Bromomethane	175		8.0	5.5
75-15-0	Carbon disulfide	168		8.0	1.5
56-23-5	Carbon tetrachloride	180		8.0	2.2
108-90-7	Chlorobenzene	187		8.0	6.0
124-48-1	Dibromochloromethane	174		8.0	2.6
75-00-3	Chloroethane	182		8.0	2.6
67-66-3	Chloroform	185		8.0	2.7
74-87-3	Chloromethane	195		8.0	2.8
156-59-2	cis-1,2-Dichloroethene	429		8.0	6.5
10061-01-5	cis-1,3-Dichloropropene	178		8.0	2.9
110-82-7	Cyclohexane	185		8.0	1.4
75-71-8	Dichlorodifluoromethane	157		8.0	5.4
100-41-4	Ethylbenzene	190		8.0	5.9
98-82-8	Isopropylbenzene	189		8.0	6.3

FORM I
GC/MS VOA ORGANICS ANALYSIS DATA SHEET

Lab Name: Eurofins TestAmerica, Buffalo Job No.: 480-191738-1

SDG No.:

Client Sample ID: MW-25S MSD Lab Sample ID: 480-191738-1 MSD

Matrix: Water Lab File ID: S5802.D

Analysis Method: 8260C Date Collected: 11/01/2021 10:15

Sample wt/vol: 5(mL) Date Analyzed: 11/06/2021 23:12

Soil Aliquot Vol: Dilution Factor: 8

Soil Extract Vol.: GC Column: ZB-624 (20) ID: 0.18(mm)

% Moisture: Level: (low/med) Low

Analysis Batch No.: 603735 Units: ug/L

CAS NO.	COMPOUND NAME	RESULT	Q	RL	MDL
79-20-9	Methyl acetate	391		20	10
1634-04-4	Methyl tert-butyl ether	190		8.0	1.3
108-87-2	Methylcyclohexane	170		8.0	1.3
75-09-2	Methylene Chloride	200		8.0	3.5
100-42-5	Styrene	199		8.0	5.8
127-18-4	Tetrachloroethene	503		8.0	2.9
108-88-3	Toluene	189		8.0	4.1
156-60-5	trans-1,2-Dichloroethene	187		8.0	7.2
10061-02-6	trans-1,3-Dichloropropene	172		8.0	3.0
79-01-6	Trichloroethene	210		8.0	3.7
75-69-4	Trichlorofluoromethane	164		8.0	7.0
75-01-4	Vinyl chloride	183		8.0	7.2
1330-20-7	Xylenes, Total	381		16	5.3

CAS NO.	SURROGATE	%REC	Q	LIMITS
17060-07-0	1,2-Dichloroethane-d4 (Surr)	101		77-120
2037-26-5	Toluene-d8 (Surr)	98		80-120
460-00-4	4-Bromofluorobenzene (Surr)	100		73-120

Eurofins TestAmerica, Buffalo
Target Compound Quantitation Report

Data File: \\chromfs\Buffalo\ChromData\HP5973S\20211106-102213.b\S5802.D
Lims ID: 480-191738-A-1 MSD
Client ID: MW-25S
Sample Type: MSD
Inject. Date: 06-Nov-2021 23:12:30 ALS Bottle#: 27 Worklist Smp#: 25
Purge Vol: 5.000 mL Dil. Factor: 8.0000
Sample Info: 480-191738-A-1 MSD
Misc. Info.: 480-0102213-025
Operator ID: OI/WD Instrument ID: HP5973S

Method: \\chromfs\Buffalo\ChromData\HP5973S\20211106-102213.b\S-8260.m
Limit Group: MV - 8260C ICAL
Last Update: 07-Nov-2021 08:18:15 Calib Date: 02-Nov-2021 23:00:30
Integrator: RTE ID Type: RT Order ID
Quant Method: Internal Standard Quant By: Initial Calibration
Last ICal File: \\chromfs\Buffalo\ChromData\HP5973S\20211102-102107.b\S5648.D

Column 1 : ZB-624 (0.18 mm) Det: MS SCAN
Process Host: CTX1639

First Level Reviewer: dahnw Date: 07-Nov-2021 08:19:39

Compound	Sig	RT (min.)	Adj RT (min.)	Dlt RT (min.)	Q	Response	Cal Amt ug/L	OnCol Amt ug/L	Flags
* 153 Fluorobenzene (IS)	70	4.999	4.999	0.000	98	161314	25.0	25.0	
* 2 Chlorobenzene-d5	82	7.962	7.962	0.000	88	347466	25.0	25.0	
* 3 1,4-Dichlorobenzene-d4	152	10.389	10.389	0.000	47	317307	25.0	25.0	
$ 4 1,2-Dichloroethane-d4 (Surr)	67	4.725	4.731	-0.006	52	143420	25.0	25.3	
$ 5 Toluene-d8 (Surr)	98	6.490	6.490	0.000	47	876256	25.0	24.6	
$ 6 4-Bromofluorobenzene (Surr)	174	9.215	9.215	0.000	84	266366	25.0	25.0	
10 Dichlorodifluoromethane	85	1.081	1.075	0.006	87	186768	25.0	19.6	
12 Chloromethane	50	1.240	1.234	0.006	89	415698	25.0	24.4	
13 Vinyl chloride	62	1.307	1.307	-0.001	67	326704	25.0	22.8	
14 Bromomethane	94	1.580	1.580	0.000	93	165640	25.0	21.9	
15 Chloroethane	64	1.647	1.647	0.000	93	199243	25.0	22.8	
17 Trichlorofluoromethane	101	1.842	1.842	0.000	65	318292	25.0	20.5	
21 1,1,2-Trichloro-1,2,2-trifluoroe	101	2.298	2.298	0.000	69	174727	25.0	20.7	
22 1,1-Dichloroethene	96	2.310	2.310	0.000	85	194114	25.0	22.5	
23 Acetone	43	2.414	2.414	0.000	97	691704	125.0	110.3	
26 Carbon disulfide	76	2.493	2.493	0.000	98	664569	25.0	21.0	
27 Methyl acetate	43	2.700	2.700	0.000	97	775217	50.0	48.9	
30 Methylene Chloride	84	2.821	2.809	0.012	86	275164	25.0	25.0	
32 Methyl tert-butyl ether	73	2.992	2.992	0.000	89	863768	25.0	23.7	
34 trans-1,2-Dichloroethene	96	3.004	3.004	0.000	75	253838	25.0	23.4	
39 1,1-Dichloroethane	63	3.418	3.418	0.000	85	528851	25.0	24.3	
45 cis-1,2-Dichloroethene	96	3.959	3.959	0.000	72	642274	25.0	53.6	
43 2-Butanone (MEK)	43	4.002	4.002	0.000	98	1278091	125.0	126.8	
50 Chloroform	83	4.275	4.275	0.000	82	457179	25.0	23.1	
52 Cyclohexane	56	4.379	4.373	0.006	94	571616	25.0	23.1	
51 1,1,1-Trichloroethane	97	4.373	4.373	0.000	79	381796	25.0	23.3	
55 Carbon tetrachloride	117	4.506	4.507	-0.001	80	283506	25.0	22.5	
57 Benzene	78	4.725	4.726	-0.001	96	1045106	25.0	23.5	
58 1,2-Dichloroethane	62	4.798	4.799	-0.001	73	454168	25.0	23.5	
62 Trichloroethene	95	5.334	5.334	0.000	92	287003	25.0	26.2	
64 Methylcyclohexane	83	5.443	5.437	0.006	98	418861	25.0	21.2	

Compound	Sig	RT (min.)	Adj RT (min.)	Dlt RT (min.)	Q	Response	Cal Amt ug/L	OnCol Amt ug/L	Flags
65 1,2-Dichloropropane	63	5.571	5.571	0.000	88	302069	25.0	23.2	
68 Dichlorobromomethane	83	5.863	5.863	0.000	88	312634	25.0	23.1	
72 cis-1,3-Dichloropropene	75	6.277	6.277	0.000	84	407970	25.0	22.2	
73 4-Methyl-2-pentanone (MIBK)	43	6.429	6.429	0.000	99	2641758	125.0	120.4	
74 Toluene	92	6.557	6.557	0.000	87	682770	25.0	23.6	
77 trans-1,3-Dichloropropene	75	6.849	6.849	0.000	95	389244	25.0	21.5	
79 1,1,2-Trichloroethane	83	7.037	7.031	0.006	90	221865	25.0	24.6	
81 Tetrachloroethene	166	7.080	7.080	0.000	85	783076	25.0	62.8	
80 2-Hexanone	43	7.268	7.269	0.000	99	1910196	125.0	122.1	
83 Chlorodibromomethane	129	7.420	7.427	-0.007	87	216612	25.0	21.7	
84 Ethylene Dibromide	107	7.518	7.518	0.000	98	274478	25.0	23.8	
87 Chlorobenzene	112	7.992	7.993	0.000	92	771202	25.0	23.4	
88 Ethylbenzene	91	8.090	8.084	0.006	98	1304754	25.0	23.7	
90 m-Xylene & p-Xylene	106	8.211	8.212	0.000	98	517651		24.0	
91 o-Xylene	106	8.631	8.631	0.000	98	505669		23.7	
92 Styrene	104	8.662	8.662	0.000	92	848294	25.0	24.9	
95 Bromoform	173	8.905	8.905	0.000	93	129680	25.0	19.4	
94 Isopropylbenzene	105	9.020	9.015	0.006	96	1302344	25.0	23.6	
97 1,1,2,2-Tetrachloroethane	83	9.446	9.447	0.000	70	386985	25.0	24.8	
111 1,3-Dichlorobenzene	146	10.322	10.323	0.000	96	656178	25.0	24.3	
113 1,4-Dichlorobenzene	146	10.414	10.414	0.000	93	678556	25.0	25.1	
116 1,2-Dichlorobenzene	146	10.773	10.773	0.000	94	633197	25.0	23.5	
117 1,2-Dibromo-3-Chloropropane	75	11.521	11.515	0.006	75	75772	25.0	22.5	
119 1,2,4-Trichlorobenzene	180	12.190	12.190	0.000	94	473681	25.0	22.4	
S 124 Xylenes, Total	1				0			47.6	

QC Flag Legend

Processing Flags

Reagents:

8260 CORP mix_00216	Amount Added:	12.50	Units: uL	
GAS CORP mix_00479	Amount Added:	12.50	Units: uL	
S_8260_IS_00352	Amount Added:	1.00	Units: uL	Run Reagent
S_8260_Surr_00407	Amount Added:	1.00	Units: uL	Run Reagent

Report Date: 07-Nov-2021 08:19:39 Chrom Revision: 2.3 22-Sep-2021 15:38:46

Eurofins TestAmerica, Buffalo

Data File: \\chromfs\Buffalo\ChromData\HP5973S\20211106-102213.b\S5802.D

Injection Date:	06-Nov-2021 23:12:30	Instrument ID:	HP5973S	Operator ID:	OI/WD
Lims ID:	480-191738-A-1 MSD			Worklist Smp#:	25
Client ID:	MW-25S				
Purge Vol:	5.000 mL	Dil. Factor:	8.0000	ALS Bottle#:	27
Method:	S-8260	Limit Group:	MV - 8260C ICAL		

Column: ZB-624 (0.18 mm)

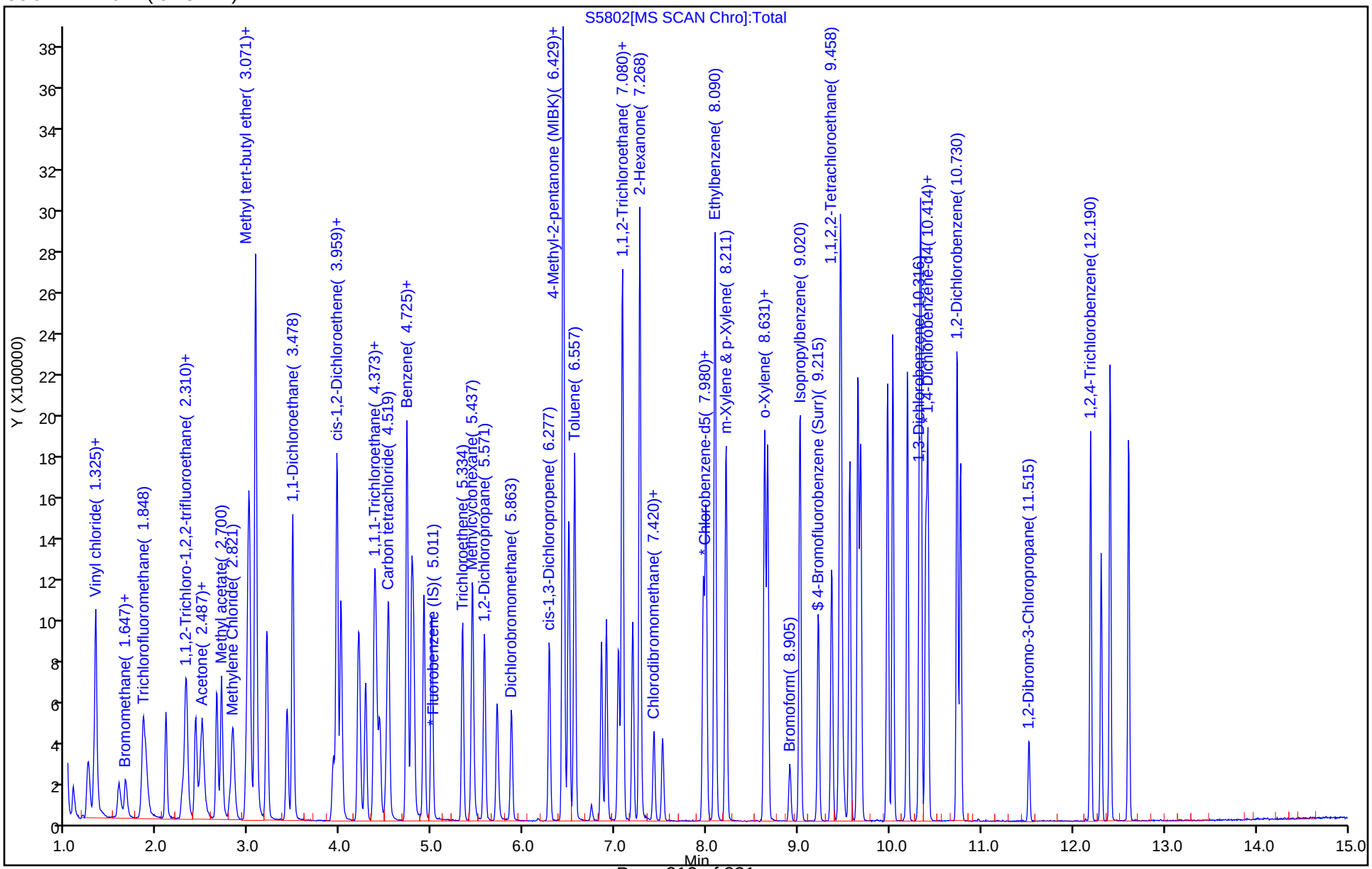

GC/MS VOA ANALYSIS RUN LOG

Lab Name: Eurofins TestAmerica, Buffalo Job No.: 480-191738-1

SDG No.:

Instrument ID: HP5973S Start Date: 11/02/2021 15:12

Analysis Batch Number: 603077 End Date: 11/03/2021 00:34

LAB SAMPLE ID	CLIENT SAMPLE ID	DATE ANALYZED	DILUTION FACTOR	LAB FILE ID	COLUMN ID
BFB 480-603077/2		11/02/2021 15:12	1	S5628.D	ZB-624 (20) 0.18(mm)
IC 480-603077/4		11/02/2021 16:02	1	S5630.D	ZB-624 (20) 0.18(mm)
IC 480-603077/5		11/02/2021 16:25	1	S5631.D	ZB-624 (20) 0.18(mm)
IC 480-603077/6		11/02/2021 16:49	1	S5632.D	ZB-624 (20) 0.18(mm)
IC 480-603077/7		11/02/2021 17:12	1	S5633.D	ZB-624 (20) 0.18(mm)
IC 480-603077/8		11/02/2021 17:36	1	S5634.D	ZB-624 (20) 0.18(mm)
ICIS 480-603077/9		11/02/2021 17:59	1	S5635.D	ZB-624 (20) 0.18(mm)
IC 480-603077/10		11/02/2021 18:22	1	S5636.D	ZB-624 (20) 0.18(mm)
IC 480-603077/11		11/02/2021 18:45	1	S5637.D	ZB-624 (20) 0.18(mm)
ZZZZZ		11/02/2021 19:31	1		ZB-624 (20) 0.18(mm)
IC 480-603077/16		11/02/2021 20:40	1		ZB-624 (20) 0.18(mm)
IC 480-603077/17		11/02/2021 21:03	1		ZB-624 (20) 0.18(mm)
IC 480-603077/18		11/02/2021 21:27	1		ZB-624 (20) 0.18(mm)
IC 480-603077/19		11/02/2021 21:50	1		ZB-624 (20) 0.18(mm)
IC 480-603077/20		11/02/2021 22:13	1		ZB-624 (20) 0.18(mm)
IC 480-603077/21		11/02/2021 22:37	1		ZB-624 (20) 0.18(mm)
IC 480-603077/22		11/02/2021 23:00	1		ZB-624 (20) 0.18(mm)
ZZZZZ		11/02/2021 23:47	1		ZB-624 (20) 0.18(mm)
ICV 480-603077/25		11/03/2021 00:10	1	S5651.D	ZB-624 (20) 0.18(mm)
ICV 480-603077/26		11/03/2021 00:34	1		ZB-624 (20) 0.18(mm)

GC/MS VOA ANALYSIS RUN LOG

Lab Name: Eurofins TestAmerica, Buffalo Job No.: 480-191738-1

SDG No.:

Instrument ID: HP5973S Start Date: 11/06/2021 12:52

Analysis Batch Number: 603735 End Date: 11/06/2021 23:59

LAB SAMPLE ID	CLIENT SAMPLE ID	DATE ANALYZED	DILUTION FACTOR	LAB FILE ID	COLUMN ID
BFB 480-603735/1		11/06/2021 12:52	1	S5776.D	ZB-624 (20) 0.18(mm)
CCVIS 480-603735/2		11/06/2021 13:19	1	S5777.D	ZB-624 (20) 0.18(mm)
CCV 480-603735/3		11/06/2021 13:42	1		ZB-624 (20) 0.18(mm)
LCS 480-603735/4		11/06/2021 14:05	1	S5779.D	ZB-624 (20) 0.18(mm)
RL 480-603735/5		11/06/2021 14:28	1		ZB-624 (20) 0.18(mm)
MB 480-603735/6		11/06/2021 14:51	1	S5781.D	ZB-624 (20) 0.18(mm)
480-191738-1	MW-25S	11/06/2021 15:30	8	S5782.D	ZB-624 (20) 0.18(mm)
480-191738-2	MW-26S	11/06/2021 15:53	20	S5783.D	ZB-624 (20) 0.18(mm)
480-191738-3	MW-27S	11/06/2021 16:16	1	S5784.D	ZB-624 (20) 0.18(mm)
480-191738-4	MW-23D	11/06/2021 16:40	1	S5785.D	ZB-624 (20) 0.18(mm)
480-191738-5	DUP	11/06/2021 17:03	20	S5786.D	ZB-624 (20) 0.18(mm)
480-191738-6	TRIP BLANK	11/06/2021 17:26	1	S5787.D	ZB-624 (20) 0.18(mm)
ZZZZZ		11/06/2021 17:49	1		ZB-624 (20) 0.18(mm)
ZZZZZ		11/06/2021 18:12	1		ZB-624 (20) 0.18(mm)
ZZZZZ		11/06/2021 18:35	1		ZB-624 (20) 0.18(mm)
ZZZZZ		11/06/2021 18:58	1		ZB-624 (20) 0.18(mm)
ZZZZZ		11/06/2021 19:21	1		ZB-624 (20) 0.18(mm)
ZZZZZ		11/06/2021 19:44	1		ZB-624 (20) 0.18(mm)
ZZZZZ		11/06/2021 20:07	1		ZB-624 (20) 0.18(mm)
ZZZZZ		11/06/2021 20:30	1		ZB-624 (20) 0.18(mm)
ZZZZZ		11/06/2021 20:54	1		ZB-624 (20) 0.18(mm)
ZZZZZ		11/06/2021 21:17	8		ZB-624 (20) 0.18(mm)
ZZZZZ		11/06/2021 21:40	1		ZB-624 (20) 0.18(mm)
ZZZZZ		11/06/2021 22:03	2		ZB-624 (20) 0.18(mm)
ZZZZZ		11/06/2021 22:26	2		ZB-624 (20) 0.18(mm)
480-191738-1 MS	MW-25S MS	11/06/2021 22:49	8	S5801.D	ZB-624 (20) 0.18(mm)
480-191738-1 MSD	MW-25S MSD	11/06/2021 23:12	8	S5802.D	ZB-624 (20) 0.18(mm)
ZZZZZ		11/06/2021 23:36	1		ZB-624 (20) 0.18(mm)
ZZZZZ		11/06/2021 23:59	1		ZB-624 (20) 0.18(mm)

GC/MS VOA BATCH WORKSHEET

Lab Name: Eurofins TestAmerica, Buffalo Job No.: 480-191738-1

SDG No.:

Batch Number: 603077 Batch Start Date: 11/02/21 15:12 Batch Analyst: Hill, Leah C

Batch Method: 8260C Batch End Date:

Lab Sample ID	Client Sample ID	Method Chain	Basis	InitialAmount	FinalAmount	8260 CORP mix 00216	BFB_WRK 00128	GAS CORP mix 00479	S_8260_IS 00352
BFB 480-603077/2		8260C		1 uL	1 uL		1 uL		
IC 480-603077/4		8260C		5 mL	5 mL	0.5 uL		0.5 uL	1 uL
IC 480-603077/5		8260C		5 mL	5 mL	1 uL		1 uL	1 uL
IC 480-603077/6		8260C		5 mL	5 mL	2 uL		2 uL	1 uL
IC 480-603077/7		8260C		5 mL	5 mL	5 uL		5 uL	1 uL
IC 480-603077/8		8260C		5 mL	5 mL	5 uL		5 uL	1 uL
ICIS 480-603077/9		8260C		5 mL	5 mL	12.5 uL		12.5 uL	1 uL
IC 480-603077/10		8260C		5 mL	5 mL	25 uL		25 uL	1 uL
IC 480-603077/11		8260C		5 mL	5 mL	50 uL		50 uL	1 uL
ICV 480-603077/25		8260C		5 mL	5 mL				1 uL

Lab Sample ID	Client Sample ID	Method Chain	Basis	S_8260_Surr 00407	SS 8260 CORP 00096	SS GAS CORP 00430			
BFB 480-603077/2		8260C							
IC 480-603077/4		8260C		1 uL					
IC 480-603077/5		8260C		1 uL					
IC 480-603077/6		8260C		1 uL					
IC 480-603077/7		8260C		1 uL					
IC 480-603077/8		8260C		1 uL					
ICIS 480-603077/9		8260C		1 uL					
IC 480-603077/10		8260C		1 uL					
IC 480-603077/11		8260C		1 uL					
ICV 480-603077/25		8260C		1 uL	12.5 uL	12.5 uL			

Batch Notes	

The pound sign (#) in the amount added field denotes that the reagent was used undiluted. All calculations are performed using the stated concentration for this reagent.

GC/MS VOA BATCH WORKSHEET

Lab Name: Eurofins TestAmerica, Buffalo Job No.: 480-191738-1

SDG No.:

Batch Number: 603077 Batch Start Date: 11/02/21 15:12 Batch Analyst: Hill, Leah C

Batch Method: 8260C Batch End Date:

Basis	Basis Description

The pound sign (#) in the amount added field denotes that the reagent was used undiluted. All calculations are performed using the stated concentration for this reagent.

GC/MS VOA BATCH WORKSHEET

Lab Name: Eurofins TestAmerica, Buffalo Job No.: 480-191738-1

SDG No.:

Batch Number: 603735 Batch Start Date: 11/06/21 12:52 Batch Analyst: Gruning, Anton T

Batch Method: 8260C Batch End Date:

Lab Sample ID	Client Sample ID	Method Chain	Basis	InitialAmount	FinalAmount	Initial pH	8260 CORP mix 00216	BFB_WRK 00128	GAS CORP mix 00479
BFB 480-603735/1		8260C		1 uL	1 uL			1 uL	
CCVIS 480-603735/2		8260C		5 mL	5 mL		12.5 uL		12.5 uL
LCS 480-603735/4		8260C		5 mL	5 mL		12.5 uL		12.5 uL
MB 480-603735/6		8260C		5 mL	5 mL				
480-191738-A-1	MW-25S	8260C	T	5 mL	5 mL	<2 SU			
480-191738-A-2	MW-26S	8260C	T	5 mL	5 mL	<2 SU			
480-191738-A-3	MW-27S	8260C	T	5 mL	5 mL	<2 SU			
480-191738-A-4	MW-23D	8260C	T	5 mL	5 mL	<2 SU			
480-191738-A-5	DUP	8260C	T	5 mL	5 mL	<2 SU			
480-191738-A-6	TRIP BLANK	8260C	T	5 mL	5 mL	<2 SU			
480-191738-A-1 MS	MW-25S	8260C	T	5 mL	5 mL	<2 SU	12.5 uL		12.5 uL
480-191738-A-1 MSD	MW-25S	8260C	T	5 mL	5 mL	<2 SU	12.5 uL		12.5 uL

Lab Sample ID	Client Sample ID	Method Chain	Basis	S_8260_IS 00352	S_8260_Surr 00407	AnalysisComment			
BFB 480-603735/1		8260C							
CCVIS 480-603735/2		8260C		1 uL	1 uL				
LCS 480-603735/4		8260C		1 uL	1 uL				
MB 480-603735/6		8260C		1 uL	1 uL				
480-191738-A-1	MW-25S	8260C	T	1 uL	1 uL	target			
480-191738-A-2	MW-26S	8260C	T	1 uL	1 uL	target			
480-191738-A-3	MW-27S	8260C	T	1 uL	1 uL				
480-191738-A-4	MW-23D	8260C	T	1 uL	1 uL				
480-191738-A-5	DUP	8260C	T	1 uL	1 uL	target			
480-191738-A-6	TRIP BLANK	8260C	T	1 uL	1 uL				
480-191738-A-1 MS	MW-25S	8260C	T	1 uL	1 uL	target, client			

The pound sign (#) in the amount added field denotes that the reagent was used undiluted. All calculations are performed using the stated concentration for this reagent.

GC/MS VOA BATCH WORKSHEET

Lab Name: Eurofins TestAmerica, Buffalo Job No.: 480-191738-1

SDG No.:

Batch Number: 603735 Batch Start Date: 11/06/21 12:52 Batch Analyst: Gruning, Anton T

Batch Method: 8260C Batch End Date:

Lab Sample ID	Client Sample ID	Method Chain	Basis	S_8260_IS 00352	S_8260_Surr 00407	AnalysisComment			
480-191738-A-1 MSD	MW-25S	8260C	T	1 uL	1 uL	target, client			

Batch Notes	

Basis	Basis Description
T	Total/NA

The pound sign (#) in the amount added field denotes that the reagent was used undiluted. All calculations are performed using the stated concentration for this reagent.

Shipping and Receiving Documents

CHAIN OF CUSTODY

Client: New York State Dept. of Environmental Conservation

NYSDEC 250 Franklin Street - Offsite, Site #C915208A

PAGE OF

FED-EX Tracking #	Bottle Order Control #
Lab Quote #	Lab Job #

CLIENT/REPORTING INFORMATION	PROJECT INFORMATION	BILLING INFORMATION
Groundwater & Environmental Services, Inc. 495 Aero Drive, Cheektowaga, NY 14225 **Project Manager:** Thomas Palmer **Phone #:** 800-287-7857 **Email:** tpalmer@gesonline.com **Fax #:** 866-902-2187	**Project Name:** NYSDEC/Buffalo/NY/FranklinSt/275OFFSITE **Project Address:** 250 Franklin St, Buffalo, NY **Project PSID #:** 860497	**NYSDEC Region 8** **NYSDEC Project Manager:** Meghan Kucza **Phone #:** 716-851-7200 **Invoice Instructions** **NYSDEC Site No. C915208A** **Lab Project Manager:** Orlette Johnson

Sampler(s) Name:

Sampler(s) Name: Owen Osiony, Barbara Delaney

REQUESTED ANALYSIS (see Test Code sheet)

Lab Sample #	Field ID / Point of Collection (Sys_loc_code)	Depth Interval (ft)	Date Sampled	Time Sampled	Sampler	Matrix	Total # Bottles	HCl	NaOH	HNO3	H2SO4	NONE	DI Water	Methanol	ENCORE	Amber	TCL VOCs via Method 8260	MS/MSD	LAB USE ONLY
	MW-25S	NA	11/1/21	1015	OO	GW	6	x									X	X	
	MW-26S	NA	11/1/21	1115	OO	GW	3	x									X		
	MW-27S	NA	11/1/21	1228	BD	GW	3	x									X		
	MW-23D	NA	11/1/21	1325	BD	GW	3	x									X		
	DUP	NA	11/1/21	1115	OO	GW	3	x									X		
	Trip Blank	NA	11/1/21	—	—	GW	2	x									X		

480-191738 Chain of Custody

Turnaround Time (Business Days) **Approved By (Lab PM) / Date**

- ☐ Standard _____/_____
- ☐ 1 day RUSH _____/_____
- ☑ Other 14 day TA _____/_____

Laboratory Information

Lab: TestAmerica Buffalo
Address: 10 Hazelwood Drive, Amherst, NY 14228-2298
Phone: 716-691-2600
Lab PM: Steve Hartmann
Lab PM Email: Steve.Hartmann@Eurofinset.com

Data Deliverable Information

- ☐ Commercial 'A' (Level 1) = Results Only
- ☐ Commercial 'B" (Level 2) = Results + QC Summary
- ☐ FULLT1 (Level 3 & 4)
- ☐ NJ Reduced = Results + QC Summary + Partial Raw Data
- ☐ Commercial 'C'
- ☐ *NJ Data of Known Quality Protocol Reporting*
- ☐ NYASP Category A
- ☑ NYASP Category B
- ☐ State Forms
- ☑ EQEDD (for GES)
- ☑ NYDEC EDD (for NYSDEC)

Please Email the EQ EDD Package to ges@equisonline.com

EQEDD Name: NYSDEC/Buffalo/NY/Franklin Street/250_LabReport#.EQEDD.zip

Sample Custody must be documented below each time samples change possession, including courier.

Relinquished By Sampler:	Date / Time:	Received By:
1 [signature]	1 11/1/21 1430	1 [signature] 11/1/21 14:30 pm
Relinquished By : 2	Date / Time: 2	Received By: 2
Relinquished By : 3	Date / Time: 3	Received By: 3

Custody Seal Number: ☐ Intact ☐ Not Intact ☐ Preserved where applicable ☐ On Ice Cooler Temp

3.3 #1

Login Sample Receipt Checklist

Client: New York State D.E.C. Job Number: 480-191738-1

Login Number: 191738 **List Source: Eurofins TestAmerica, Buffalo**
List Number: 1
Creator: Stopa, Erik S

Question	Answer	Comment
Radioactivity either was not measured or, if measured, is at or below background	True	
The cooler's custody seal, if present, is intact.	True	
The cooler or samples do not appear to have been compromised or tampered with.	True	
Samples were received on ice.	True	
Cooler Temperature is acceptable.	True	
Cooler Temperature is recorded.	True	
COC is present.	True	
COC is filled out in ink and legible.	True	
COC is filled out with all pertinent information.	True	
Is the Field Sampler's name present on COC?	True	
There are no discrepancies between the sample IDs on the containers and the COC.	True	
Samples are received within Holding Time (Excluding tests with immediate HTs)..	True	
Sample containers have legible labels.	True	
Containers are not broken or leaking.	True	
Sample collection date/times are provided.	True	
Appropriate sample containers are used.	True	
Sample bottles are completely filled.	True	
Sample Preservation Verified	True	
There is sufficient vol. for all requested analyses, incl. any requested MS/MSDs	True	
VOA sample vials do not have headspace or bubble is <6mm (1/4") in diameter.	True	
If necessary, staff have been informed of any short hold time or quick TAT needs	True	
Multiphasic samples are not present.	True	
Samples do not require splitting or compositing.	True	
Sampling Company provided.	True	GES
Samples received within 48 hours of sampling.	True	
Samples requiring field filtration have been filtered in the field.	N/A	
Chlorine Residual checked.	N/A	

WELL PURGING RECORD
LOW-FLOW SAMPLING METHOD

Site:	NYSDEC Franklin Street	**Tubing Diameter (ID):**	1/4"
Project #:	0901718	**Initial Depth to Water (ft, TOC)**	11.52
Date:	4/6/22	**Depth to Bottom of Well (ft, TOC)**	45.7
Sampling Device:	PeriPump 19072	**Feet of Water in Well (ft)**	34.18
Well ID:	MW-23D	**Volume of Water in Well (gal)**	~~5.5~~

Meter(s): YSI DSS PQO 45608/ 49452

Time	Depth to Water (ft, TOC)	Temperature (°C)	pH	Specific Conductance (mS/cm)	ORP (mV)	DO (mg/L)	Turbidity (NTU)
1420	11.58	13.8	7.30	1.958	26.0	1.32	9.39
1425	11.57	13.8	7.29	1.954	39.1	1.41	31.71
1430	11.58	13.7	7.28	1.953	37.2	1.55	9.79
1435	11.57	13.9	7.27	1.949	40.2	1.84	8.50
1440	11.57	13.8	7.27	1.952	49.7	1.91	4.93
1445	11.57	14.0	7.27	1.950	55.8	1.89	2.88
1450	11.58	13.8	7.27	1.950	59.2	1.78	3.13
		±3%	±0.1	±3%	±10mV	±10% or <0.5mg/L	±10% or <5NTU

Purge Start Time: 1405
Purge End Time: 1451
Weather: Sunny/Cloudy 50/60
Purge/Sampled by: BD

Notes: 1455 Sample Time 4.0 gal purged
VOC 8260
Cloudy at the beginning ~~1420~~ is now clear.

Pump Rate - 250 mL/min → 2" well/casing

- Muddy Area → slippery

WELL PURGING RECORD
LOW-FLOW SAMPLING METHOD

Site:	NYSDEC Franklin Street	**Tubing Diameter (ID):**	1/4"
Project #:	0901718	**Initial Depth to Water (ft, TOC)**	12.37
Date:	4/6/22	**Depth to Bottom of Well (ft, TOC)**	18.54
Sampling Device:	PeriPump 19072	**Feet of Water in Well (ft)**	6.17
Well ID:	MW-25S	**Volume of Water in Well (gal)**	0.99
			2" casing

Meter(s):

Time	Depth to Water (ft, TOC)	Temperature (°C)	pH	Specific Conductance (mS/cm)	ORP (mV)	DO (mg/L)	Turbidity (NTU)	
1135	12.38	12.6	7.48	2.953	123.1	2.40	175.39	
1140	12.38	12.5	7.47	2.932	121.2	2.21	119.87	
1145	12.38	12.4	7.46	2.913	119.6	1.97	80.85	
1150	12.38	12.5	7.46	2.897	117.8	1.78	60.33	
1155	12.38	12.5	7.45	2.888	114.5	1.62	49.36	
1200	12.38	12.8	7.44	2.887	109.2	1.53	40.47	
1205	12.38	12.8	7.44	2.879	104.3	1.45	35.27	
1210	12.38	13.0	7.44	2.879	99.7	1.36	31.22	
1215	12.39	13.3	7.45	2.875	96.1	1.33	27.82	
1220	12.39	13.5	7.45	2.879	91.4	1.28	24.44	
1225	12.39	13.9	7.45	2.874	86.4	1.23	~~30.0~~ 19.27	BD
1230	12.39	14.2	7.47	2.875	80.6	1.21	18.51	
1235	12.39	14.6	7.47	2.878	77.0	1.19	14.40	
1240	12.39	14.9	7.47	2.877	74.5	1.18	12.97	
1245	12.39	14.7	7.47	2.877	74.8	1.16	~~11.49~~ 10.22	BD
1250	12.39	14.4	7.46	2.870	75.6	1.13	10.90	
1255	12.39	14.3	7.45	2.869	76.0	1.17	9.47	
1300	12.39	14.4	7.45	2.870	76.0	1.17	8.57	
		±3%	±0.1	±3%	±10mV	±10% or <0.5mg/L	±10% or <5NTU	

Plug line at 1120

Purge Start Time: 1111
Purge End Time: 1316
Weather: Cloudy, 50s
Purge/Sampled by: BD

Notes: 1320 Sample Time 4.0 gal purged
VOC 8260
- Sandy at beginning - clear by the end
- missing bolt / tab broken on road box

Pump Rate: 150 mL/min
- sun came out at 1207

Restart purge at 1120
- Broken glass around the well - swept up most of glass

WELL PURGING RECORD
LOW-FLOW SAMPLING METHOD

Site:	NYSDEC Franklin Street	**Tubing Diameter (ID):**	1/4 "
Project #:	~~0901718~~	**Initial Depth to Water (ft, TOC)**	12.37
Date:	4/6/22	**Depth to Bottom of Well (ft, TOC)**	18.54
Sampling Device:	Peri Pump 19072	**Feet of Water in Well (ft)**	6.17
Well ID:	MW-25S	**Volume of Water in Well (gal)**	0.99
			2" casing

Meter(s): YSI DSS PRO 45608/4945a
YSI Pro DSS

Time	Depth to Water (ft, TOC)	Temperature (°C)	pH	Specific Conductance (mS/cm)	ORP (mV)	DO (mg/L)	Turbidity (NTU)
1305	12.39	14.6	7.44	2.870	74.8	1.14	7.88
1310	12.39	14.9	7.45	2.869	73.7	1.15	7.23
1315	12.39	15.1	7.46	2.870	72.8	1.17	7.43
		±3%	±0.1	±3%	±10mV	±10% or <0.5mg/L	±10% or <5NTU

Purge Start Time: ~~0910~~ 1111
Purge End Time: ~~1010~~ 1316
Weather: Sunny/Cloudy ~~Sunny 50~~ 50
Purge/Sampled by: ~~BO~~ BO

Notes: 13.20 ~~1515~~ Sample Time 4.0 gal purged
~~MS/MSD~~ VOC 8260
One tab broken on road box
· sandy at begining - clear by the end

WELL PURGING RECORD
LOW-FLOW SAMPLING METHOD

Site:	NYSDEC Franklin Street	**Tubing Diameter (ID):**	1/4"
Project #:	0901718	**Initial Depth to Water (ft, TOC)**	12.7
Date:	4/6/22	**Depth to Bottom of Well (ft, TOC)**	18.3
Sampling Device:	PeriPump 19072	**Feet of Water in Well (ft)**	5.6
Well ID:	MW-26S	**Volume of Water in Well (gal)**	0.90
			2" casing

Meter(s): YSI-PRODSS-456608/49432

Time	Depth to Water (ft, TOC)	Temperature (°C)	pH	Specific Conductance (mS/cm)	ORP (mV)	DO (mg/L)	Turbidity (NTU)
1010	12.80	12.8	7.48	2.659	108.9	2.10	11.60
1015	12.77	12.7	7.48	2.666	105.8	2.01	6.55
1020	12.75	12.6	7.47	2.669	104.7	1.95	7.18
1025	12.74	12.5	7.46	2.676	103.9	1.86	5.19
1030	12.73	12.3	7.46	2.676	103.0	1.84	4.14
1035	12.73	12.3	7.46	2.675	102.1	1.80	4.31
		±3%	±0.1	±3%	±10mV	±10% or <0.5mg/L	±10% or <5NTU

Purge Start Time: 1002
Purge End Time: 1036
Weather: Cloudy, 50s
Purge/Sampled by: BD

Notes: 1040 Sample Time 2.0 gal purged
- VOC
- missing one bolt in well head cap
- Clear

Pump Rate = 300mL/min

WELL PURGING RECORD
LOW-FLOW SAMPLING METHOD

Site:	NYSDEC Franklin Street	**Tubing Diameter (ID):**	1/4
Project #:	0901718	**Initial Depth to Water (ft, TOC)**	13.26
Date:	4/6/2022	**Depth to Bottom of Well (ft, TOC)**	18.48
Sampling Device:	Peri Pump 190	**Feet of Water in Well (ft)**	5.22
Well ID:	MW-27S	**Volume of Water in Well (gal)**	0.84
			2" casing

START AT 0839AM

Meter(s): YSI PRODSS-45608/49452 (Pine)

Time	Depth to Water (ft, TOC)	Temperature (°C)	pH	Specific Conductance (mS/cm)	ORP (mV)	DO (mg/L)	Turbidity (NTU)
0850	13.36	11.8	7.53	3.704	116.4	5.48	13.86
0855	13.36	11.8	7.51	3.658	112.1	5.48	10.40
0900	13.36	11.8	7.49	3.625	109.5	5.40	10.37
0905	13.36	11.9	7.48	3.597	108.1	5.35	7.48
0910	13.35	11.9	7.48	3.594	107.6	5.34	7.26
0915	13.38	11.9	7.47	3.570	107.3	5.28	6.85
		±3%	±0.1	±3%	±10mV	±10% or <0.5mg/L	±10% or <5NTU

Purge Start Time:	0839	Notes:	0920 Sample Time 2.5 gal purged
Purge End Time:	0916		VOC, MS/MSD/DUP
Weather:	Cloudy 50s		GW is clear
Purge/Sampled by:	BD		

- Water in road box - pumped out the water before opening
- Purge Rate = 175 mL/min
- No bolts on wellhead

con-test®
A Pace Analytical® Laboratory

39 Spruce Street * East Longmeadow, MA 01028 * FAX 413/525-6405 * TEL. 413/525-2332

935764

April 13, 2022

Thomas Palmer
NYDEC_GES - Williamsville, NY
415 Lawrence Bell Drive
Williamsville, NY 14221

Project Location: 250 Franklin St, Buffalo, NY
Client Job Number:
Project Number: C915208A
Laboratory Work Order Number: 22D0442

Enclosed are results of analyses for samples as received by the laboratory on April 7, 2022. If you have any questions concerning this report, please feel free to contact me.

Sincerely,

Raymond J. McCarthy
Project Manager

Table of Contents

Sample Summary 3

Case Narrative 4

Sample Results 7

22D0442-01 7

22D0442-02 9

22D0442-03 11

22D0442-04 13

22D0442-05 15

22D0442-06 17

Sample Preparation Information 19

QC Data 20

Volatile Organic Compounds by GC/MS 20

B305259 20

Flag/Qualifier Summary 26

Certifications 27

Chain of Custody/Sample Receipt 29

39 Spruce Street * East Longmeadow, MA 01028 * FAX 413/525-6405 * TEL. 413/525-2332

NYDEC_GES - Williamsville, NY
415 Lawrence Bell Drive
Williamsville, NY 14221
ATTN: Thomas Palmer

REPORT DATE: 4/13/2022

PURCHASE ORDER NUMBER: 142808

PROJECT NUMBER: 915196

ANALYTICAL SUMMARY

WORK ORDER NUMBER: 22D0442

The results of analyses performed on the following samples submitted to CON-TEST, a Pace Analytical Laboratory, are found in this report.

PROJECT LOCATION: 250 Franklin St, Buffalo, NY

FIELD SAMPLE #	LAB ID:	MATRIX	SAMPLE DESCRIPTION	TEST	SUB LAB
MW-27S	22D0442-01	Ground Water		SW-846 8260D	
DUP	22D0442-02	Ground Water		SW-846 8260D	
MW-26S	22D0442-03	Ground Water		SW-846 8260D	
MW-25S	22D0442-04	Ground Water		SW-846 8260D	
MW-23D	22D0442-05	Ground Water		SW-846 8260D	
Trip Blank	22D0442-06	Ground Water		SW-846 8260D	

con-test®
A Pace Analytical® Laboratory

39 Spruce Street * East Longmeadow, MA 01028 * FAX 413/525-6405 * TEL. 413/525-2332

CASE NARRATIVE SUMMARY

All reported results are within defined laboratory quality control objectives unless listed below or otherwise qualified in this report.

39 Spruce Street * East Longmeadow, MA 01028 * FAX 413/525-6405 * TEL. 413/525-2332

SW-846 8260D

Qualifications:

L-02

Laboratory fortified blank/laboratory control sample recovery and duplicate recoveries outside of control limits. Data validation is not affected since all results are "not detected" for associated samples in this batch and bias is on the high side.

Analyte & Samples(s) Qualified:

Methyl Acetate
B305259-BS1, B305259-BSD1, B305259-MS2, B305259-MSD2

L-07

Either laboratory fortified blank/laboratory control sample or duplicate recovery is outside of control limits, but the other is within limits. RPD between the two LFB/LCS results is within method specified criteria.

Analyte & Samples(s) Qualified:

1,2,3-Trichlorobenzene
B305259-BS1

Bromoform
B305259-BS1

MS-15

Matrix spike and matrix spike duplicate recoveries are outside of control limits. Data validation is not affected since results for this compound in this sample are "not detected", and recovery bias is on the high side.

Analyte & Samples(s) Qualified:

Acetone
B305259-MS2, B305259-MSD2

Methyl Acetate
B305259-MS2, B305259-MSD2

MS-22

Either matrix spike or MS duplicate is outside of control limits, but the other is within limits. RPD between the two MS/MSD results is within method specified criteria.

Analyte & Samples(s) Qualified:

2-Butanone (MEK)
B305259-MS2

2-Hexanone (MBK)
B305259-MS2

4-Methyl-2-pentanone (MIBK)
B305259-MS2

Bromoform
B305259-MS2

RL-11

Elevated reporting limit due to high concentration of target compounds.

Analyte & Samples(s) Qualified:

22D0442-03[MW-26S], 22D0442-04[MW-25S]

V-06

Continuing calibration verification (CCV) did not meet method specifications and was biased on the high side for this compound.

Analyte & Samples(s) Qualified:

2-Butanone (MEK)
22D0442-03[MW-26S], 22D0442-04[MW-25S], B305259-BS1, B305259-BSD1, B305259-MS2, B305259-MSD2, S070200-CCV1

Acetone
22D0442-03[MW-26S], 22D0442-04[MW-25S], B305259-BS1, B305259-BSD1, B305259-MS2, B305259-MSD2, S070200-CCV1

39 Spruce Street * East Longmeadow, MA 01028 * FAX 413/525-6405 * TEL. 413/525-2332

V-20

Continuing calibration verification (CCV) did not meet method specifications and was biased on the high side. Data validation is not affected since sample result was "not detected" for this compound.

Analyte & Samples(s) Qualified:

1,2-Dibromo-3-chloropropane (DB
B305259-BS1, B305259-BSD1, B305259-MS2, B305259-MSD2, S070200-CCV1

2-Hexanone (MBK)
B305259-BS1, B305259-BSD1, B305259-MS2, B305259-MSD2, S070200-CCV1

4-Methyl-2-pentanone (MIBK)
B305259-BS1, B305259-BSD1, B305259-MS2, B305259-MSD2, S070200-CCV1

Bromoform
B305259-BS1, B305259-BSD1, B305259-MS2, B305259-MSD2, S070200-CCV1

Methyl Acetate
B305259-BS1, B305259-BSD1, B305259-MS2, B305259-MSD2, S070200-CCV1

The results of analyses reported only relate to samples submitted to Con-Test, a Pace Analytical Laboratory, for testing.
I certify that the analyses listed above, unless specifically listed as subcontracted, if any, were performed under my direction according to the approved methodologies listed in this document, and that based upon my inquiry of those individuals immediately responsible for obtaining the information, the material contained in this report is, to the best of my knowledge and belief, accurate and complete.

Lisa A. Worthington
Technical Representative

con-test®
A Pace Analytical® Laboratory

39 Spruce Street * East Longmeadow, MA 01028 * FAX 413/525-6405 * TEL. 413/525-2332

Project Location: 250 Franklin St, Buffalo, NY Sample Description: Work Order: 22D0442

Date Received: 4/7/2022

Field Sample #: MW-27S Sampled: 4/6/2022 09:20

Sample ID: 22D0442-01

Sample Matrix: Ground Water

Volatile Organic Compounds by GC/MS

Analyte	Results	RL	DL	Units	Dilution	Flag/Qual	Method	Date Prepared	Date/Time Analyzed	Analyst
Acetone	ND	50	2.0	µg/L	1		SW-846 8260D	4/8/22	4/8/22 15:08	EEH
Benzene	ND	1.0	0.20	µg/L	1		SW-846 8260D	4/8/22	4/8/22 15:08	EEH
Bromochloromethane	ND	1.0	0.31	µg/L	1		SW-846 8260D	4/8/22	4/8/22 15:08	EEH
Bromodichloromethane	ND	0.50	0.18	µg/L	1		SW-846 8260D	4/8/22	4/8/22 15:08	EEH
Bromoform	ND	1.0	0.38	µg/L	1		SW-846 8260D	4/8/22	4/8/22 15:08	EEH
Bromomethane	ND	2.0	1.5	µg/L	1		SW-846 8260D	4/8/22	4/8/22 15:08	EEH
2-Butanone (MEK)	ND	20	1.6	µg/L	1		SW-846 8260D	4/8/22	4/8/22 15:08	EEH
Carbon Disulfide	ND	5.0	1.4	µg/L	1		SW-846 8260D	4/8/22	4/8/22 15:08	EEH
Carbon Tetrachloride	ND	5.0	0.16	µg/L	1		SW-846 8260D	4/8/22	4/8/22 15:08	EEH
Chlorobenzene	ND	1.0	0.11	µg/L	1		SW-846 8260D	4/8/22	4/8/22 15:08	EEH
Chlorodibromomethane	ND	0.50	0.22	µg/L	1		SW-846 8260D	4/8/22	4/8/22 15:08	EEH
Chloroethane	ND	2.0	0.32	µg/L	1		SW-846 8260D	4/8/22	4/8/22 15:08	EEH
Chloroform	2.1	2.0	0.17	µg/L	1		SW-846 8260D	4/8/22	4/8/22 15:08	EEH
Chloromethane	ND	2.0	0.52	µg/L	1		SW-846 8260D	4/8/22	4/8/22 15:08	EEH
Cyclohexane	ND	5.0	1.8	µg/L	1		SW-846 8260D	4/8/22	4/8/22 15:08	EEH
1,2-Dibromo-3-chloropropane (DBCP)	ND	5.0	0.80	µg/L	1		SW-846 8260D	4/8/22	4/8/22 15:08	EEH
1,2-Dibromoethane (EDB)	ND	0.50	0.17	µg/L	1		SW-846 8260D	4/8/22	4/8/22 15:08	EEH
1,2-Dichlorobenzene	ND	1.0	0.12	µg/L	1		SW-846 8260D	4/8/22	4/8/22 15:08	EEH
1,3-Dichlorobenzene	ND	1.0	0.12	µg/L	1		SW-846 8260D	4/8/22	4/8/22 15:08	EEH
1,4-Dichlorobenzene	ND	1.0	0.13	µg/L	1		SW-846 8260D	4/8/22	4/8/22 15:08	EEH
Dichlorodifluoromethane (Freon 12)	ND	2.0	0.19	µg/L	1		SW-846 8260D	4/8/22	4/8/22 15:08	EEH
1,1-Dichloroethane	ND	1.0	0.14	µg/L	1		SW-846 8260D	4/8/22	4/8/22 15:08	EEH
1,2-Dichloroethane	ND	1.0	0.31	µg/L	1		SW-846 8260D	4/8/22	4/8/22 15:08	EEH
1,1-Dichloroethylene	ND	1.0	0.14	µg/L	1		SW-846 8260D	4/8/22	4/8/22 15:08	EEH
cis-1,2-Dichloroethylene	ND	1.0	0.15	µg/L	1		SW-846 8260D	4/8/22	4/8/22 15:08	EEH
trans-1,2-Dichloroethylene	ND	1.0	0.17	µg/L	1		SW-846 8260D	4/8/22	4/8/22 15:08	EEH
1,2-Dichloropropane	ND	1.0	0.18	µg/L	1		SW-846 8260D	4/8/22	4/8/22 15:08	EEH
cis-1,3-Dichloropropene	ND	0.50	0.16	µg/L	1		SW-846 8260D	4/8/22	4/8/22 15:08	EEH
trans-1,3-Dichloropropene	ND	0.50	0.17	µg/L	1		SW-846 8260D	4/8/22	4/8/22 15:08	EEH
1,4-Dioxane	ND	50	21	µg/L	1		SW-846 8260D	4/8/22	4/8/22 15:08	EEH
Ethylbenzene	ND	1.0	0.21	µg/L	1		SW-846 8260D	4/8/22	4/8/22 15:08	EEH
2-Hexanone (MBK)	ND	10	1.1	µg/L	1		SW-846 8260D	4/8/22	4/8/22 15:08	EEH
Isopropylbenzene (Cumene)	ND	1.0	0.11	µg/L	1		SW-846 8260D	4/8/22	4/8/22 15:08	EEH
Methyl Acetate	ND	1.0	0.45	µg/L	1		SW-846 8260D	4/8/22	4/8/22 15:08	EEH
Methyl tert-Butyl Ether (MTBE)	ND	1.0	0.17	µg/L	1		SW-846 8260D	4/8/22	4/8/22 15:08	EEH
Methyl Cyclohexane	ND	1.0	0.24	µg/L	1		SW-846 8260D	4/8/22	4/8/22 15:08	EEH
Methylene Chloride	ND	5.0	0.23	µg/L	1		SW-846 8260D	4/8/22	4/8/22 15:08	EEH
4-Methyl-2-pentanone (MIBK)	ND	10	1.3	µg/L	1		SW-846 8260D	4/8/22	4/8/22 15:08	EEH
Styrene	ND	1.0	0.11	µg/L	1		SW-846 8260D	4/8/22	4/8/22 15:08	EEH
1,1,2,2-Tetrachloroethane	ND	0.50	0.13	µg/L	1		SW-846 8260D	4/8/22	4/8/22 15:08	EEH
Tetrachloroethylene	5.3	1.0	0.19	µg/L	1		SW-846 8260D	4/8/22	4/8/22 15:08	EEH
Toluene	ND	1.0	0.22	µg/L	1		SW-846 8260D	4/8/22	4/8/22 15:08	EEH
1,2,3-Trichlorobenzene	ND	5.0	0.30	µg/L	1		SW-846 8260D	4/8/22	4/8/22 15:08	EEH
1,2,4-Trichlorobenzene	ND	1.0	0.25	µg/L	1		SW-846 8260D	4/8/22	4/8/22 15:08	EEH

con-test®
A Pace Analytical® Laboratory

39 Spruce Street * East Longmeadow, MA 01028 * FAX 413/525-6405 * TEL. 413/525-2332

Project Location: 250 Franklin St, Buffalo, NY Sample Description: Work Order: 22D0442

Date Received: 4/7/2022

Field Sample #: MW-27S Sampled: 4/6/2022 09:20

Sample ID: 22D0442-01

Sample Matrix: Ground Water

Volatile Organic Compounds by GC/MS

Analyte	Results	RL	DL	Units	Dilution	Flag/Qual	Method	Date Prepared	Date/Time Analyzed	Analyst
1,1,1-Trichloroethane	ND	1.0	0.17	µg/L	1		SW-846 8260D	4/8/22	4/8/22 15:08	EEH
1,1,2-Trichloroethane	ND	1.0	0.18	µg/L	1		SW-846 8260D	4/8/22	4/8/22 15:08	EEH
Trichloroethylene	ND	1.0	0.19	µg/L	1		SW-846 8260D	4/8/22	4/8/22 15:08	EEH
Trichlorofluoromethane (Freon 11)	ND	2.0	0.18	µg/L	1		SW-846 8260D	4/8/22	4/8/22 15:08	EEH
1,1,2-Trichloro-1,2,2-trifluoroethane (Freon 113)	ND	1.0	0.23	µg/L	1		SW-846 8260D	4/8/22	4/8/22 15:08	EEH
Vinyl Chloride	ND	2.0	0.21	µg/L	1		SW-846 8260D	4/8/22	4/8/22 15:08	EEH
Xylenes (total)	0.0			µg/L	1		SW-846 8260D	4/8/22	4/8/22 15:08	EEH

Surrogates	% Recovery	Recovery Limits	Flag/Qual	
1,2-Dichloroethane-d4	105	70-130		4/8/22 15:08
Toluene-d8	97.5	70-130		4/8/22 15:08
4-Bromofluorobenzene	97.6	70-130		4/8/22 15:08

con-test®
A Pace Analytical® Laboratory

39 Spruce Street * East Longmeadow, MA 01028 * FAX 413/525-6405 * TEL. 413/525-2332

Project Location: 250 Franklin St, Buffalo, NY | Sample Description: | Work Order: 22D0442

Date Received: 4/7/2022

Field Sample #: DUP | Sampled: 4/6/2022 09:20

Sample ID: 22D0442-02

Sample Matrix: Ground Water

Volatile Organic Compounds by GC/MS

Analyte	Results	RL	DL	Units	Dilution	Flag/Qual	Method	Date Prepared	Date/Time Analyzed	Analyst
Acetone	ND	50	2.0	µg/L	1		SW-846 8260D	4/8/22	4/8/22 15:36	EEH
Benzene	ND	1.0	0.20	µg/L	1		SW-846 8260D	4/8/22	4/8/22 15:36	EEH
Bromochloromethane	ND	1.0	0.31	µg/L	1		SW-846 8260D	4/8/22	4/8/22 15:36	EEH
Bromodichloromethane	ND	0.50	0.18	µg/L	1		SW-846 8260D	4/8/22	4/8/22 15:36	EEH
Bromoform	ND	1.0	0.38	µg/L	1		SW-846 8260D	4/8/22	4/8/22 15:36	EEH
Bromomethane	ND	2.0	1.5	µg/L	1		SW-846 8260D	4/8/22	4/8/22 15:36	EEH
2-Butanone (MEK)	ND	20	1.6	µg/L	1		SW-846 8260D	4/8/22	4/8/22 15:36	EEH
Carbon Disulfide	ND	5.0	1.4	µg/L	1		SW-846 8260D	4/8/22	4/8/22 15:36	EEH
Carbon Tetrachloride	ND	5.0	0.16	µg/L	1		SW-846 8260D	4/8/22	4/8/22 15:36	EEH
Chlorobenzene	ND	1.0	0.11	µg/L	1		SW-846 8260D	4/8/22	4/8/22 15:36	EEH
Chlorodibromomethane	ND	0.50	0.22	µg/L	1		SW-846 8260D	4/8/22	4/8/22 15:36	EEH
Chloroethane	ND	2.0	0.32	µg/L	1		SW-846 8260D	4/8/22	4/8/22 15:36	EEH
Chloroform	2.0	2.0	0.17	µg/L	1		SW-846 8260D	4/8/22	4/8/22 15:36	EEH
Chloromethane	ND	2.0	0.52	µg/L	1		SW-846 8260D	4/8/22	4/8/22 15:36	EEH
Cyclohexane	ND	5.0	1.8	µg/L	1		SW-846 8260D	4/8/22	4/8/22 15:36	EEH
1,2-Dibromo-3-chloropropane (DBCP)	ND	5.0	0.80	µg/L	1		SW-846 8260D	4/8/22	4/8/22 15:36	EEH
1,2-Dibromoethane (EDB)	ND	0.50	0.17	µg/L	1		SW-846 8260D	4/8/22	4/8/22 15:36	EEH
1,2-Dichlorobenzene	ND	1.0	0.12	µg/L	1		SW-846 8260D	4/8/22	4/8/22 15:36	EEH
1,3-Dichlorobenzene	ND	1.0	0.12	µg/L	1		SW-846 8260D	4/8/22	4/8/22 15:36	EEH
1,4-Dichlorobenzene	ND	1.0	0.13	µg/L	1		SW-846 8260D	4/8/22	4/8/22 15:36	EEH
Dichlorodifluoromethane (Freon 12)	ND	2.0	0.19	µg/L	1		SW-846 8260D	4/8/22	4/8/22 15:36	EEH
1,1-Dichloroethane	ND	1.0	0.14	µg/L	1		SW-846 8260D	4/8/22	4/8/22 15:36	EEH
1,2-Dichloroethane	ND	1.0	0.31	µg/L	1		SW-846 8260D	4/8/22	4/8/22 15:36	EEH
1,1-Dichloroethylene	ND	1.0	0.14	µg/L	1		SW-846 8260D	4/8/22	4/8/22 15:36	EEH
cis-1,2-Dichloroethylene	ND	1.0	0.15	µg/L	1		SW-846 8260D	4/8/22	4/8/22 15:36	EEH
trans-1,2-Dichloroethylene	ND	1.0	0.17	µg/L	1		SW-846 8260D	4/8/22	4/8/22 15:36	EEH
1,2-Dichloropropane	ND	1.0	0.18	µg/L	1		SW-846 8260D	4/8/22	4/8/22 15:36	EEH
cis-1,3-Dichloropropene	ND	0.50	0.16	µg/L	1		SW-846 8260D	4/8/22	4/8/22 15:36	EEH
trans-1,3-Dichloropropene	ND	0.50	0.17	µg/L	1		SW-846 8260D	4/8/22	4/8/22 15:36	EEH
1,4-Dioxane	ND	50	21	µg/L	1		SW-846 8260D	4/8/22	4/8/22 15:36	EEH
Ethylbenzene	ND	1.0	0.21	µg/L	1		SW-846 8260D	4/8/22	4/8/22 15:36	EEH
2-Hexanone (MBK)	ND	10	1.1	µg/L	1		SW-846 8260D	4/8/22	4/8/22 15:36	EEH
Isopropylbenzene (Cumene)	ND	1.0	0.11	µg/L	1		SW-846 8260D	4/8/22	4/8/22 15:36	EEH
Methyl Acetate	ND	1.0	0.45	µg/L	1		SW-846 8260D	4/8/22	4/8/22 15:36	EEH
Methyl tert-Butyl Ether (MTBE)	ND	1.0	0.17	µg/L	1		SW-846 8260D	4/8/22	4/8/22 15:36	EEH
Methyl Cyclohexane	ND	1.0	0.24	µg/L	1		SW-846 8260D	4/8/22	4/8/22 15:36	EEH
Methylene Chloride	ND	5.0	0.23	µg/L	1		SW-846 8260D	4/8/22	4/8/22 15:36	EEH
4-Methyl-2-pentanone (MIBK)	ND	10	1.3	µg/L	1		SW-846 8260D	4/8/22	4/8/22 15:36	EEH
Styrene	ND	1.0	0.11	µg/L	1		SW-846 8260D	4/8/22	4/8/22 15:36	EEH
1,1,2,2-Tetrachloroethane	ND	0.50	0.13	µg/L	1		SW-846 8260D	4/8/22	4/8/22 15:36	EEH
Tetrachloroethylene	5.6	1.0	0.19	µg/L	1		SW-846 8260D	4/8/22	4/8/22 15:36	EEH
Toluene	ND	1.0	0.22	µg/L	1		SW-846 8260D	4/8/22	4/8/22 15:36	EEH
1,2,3-Trichlorobenzene	ND	5.0	0.30	µg/L	1		SW-846 8260D	4/8/22	4/8/22 15:36	EEH
1,2,4-Trichlorobenzene	ND	1.0	0.25	µg/L	1		SW-846 8260D	4/8/22	4/8/22 15:36	EEH

con-test®
A Pace Analytical® Laboratory

39 Spruce Street * East Longmeadow, MA 01028 * FAX 413/525-6405 * TEL. 413/525-2332

Project Location: 250 Franklin St, Buffalo, NY Sample Description: Work Order: 22D0442

Date Received: 4/7/2022

Field Sample #: DUP Sampled: 4/6/2022 09:20

Sample ID: 22D0442-02

Sample Matrix: Ground Water

Volatile Organic Compounds by GC/MS

Analyte	Results	RL	DL	Units	Dilution	Flag/Qual	Method	Date Prepared	Date/Time Analyzed	Analyst
1,1,1-Trichloroethane	ND	1.0	0.17	µg/L	1		SW-846 8260D	4/8/22	4/8/22 15:36	EEH
1,1,2-Trichloroethane	ND	1.0	0.18	µg/L	1		SW-846 8260D	4/8/22	4/8/22 15:36	EEH
Trichloroethylene	ND	1.0	0.19	µg/L	1		SW-846 8260D	4/8/22	4/8/22 15:36	EEH
Trichlorofluoromethane (Freon 11)	ND	2.0	0.18	µg/L	1		SW-846 8260D	4/8/22	4/8/22 15:36	EEH
1,1,2-Trichloro-1,2,2-trifluoroethane (Freon 113)	ND	1.0	0.23	µg/L	1		SW-846 8260D	4/8/22	4/8/22 15:36	EEH
Vinyl Chloride	ND	2.0	0.21	µg/L	1		SW-846 8260D	4/8/22	4/8/22 15:36	EEH
Xylenes (total)	0.0			µg/L	1		SW-846 8260D	4/8/22	4/8/22 15:36	EEH

Surrogates	% Recovery	Recovery Limits	Flag/Qual	
1,2-Dichloroethane-d4	106	70-130		4/8/22 15:36
Toluene-d8	96.8	70-130		4/8/22 15:36
4-Bromofluorobenzene	97.6	70-130		4/8/22 15:36

con-test®
A Pace Analytical® Laboratory

39 Spruce Street * East Longmeadow, MA 01028 * FAX 413/525-6405 * TEL. 413/525-2332

Project Location: 250 Franklin St, Buffalo, NY Sample Description: Work Order: 22D0442

Date Received: 4/7/2022

Field Sample #: MW-26S Sampled: 4/6/2022 10:40

Sample ID: 22D0442-03

Sample Matrix: Ground Water

Sample Flags: RL-11

Volatile Organic Compounds by GC/MS

Analyte	Results	RL	DL	Units	Dilution	Flag/Qual	Method	Date Prepared	Date/Time Analyzed	Analyst
Acetone	52	500	20	µg/L	10	V-06, J	SW-846 8260D	4/8/22	4/8/22 16:03	EEH
Benzene	ND	10	2.0	µg/L	10		SW-846 8260D	4/8/22	4/8/22 16:03	EEH
Bromochloromethane	ND	10	3.1	µg/L	10		SW-846 8260D	4/8/22	4/8/22 16:03	EEH
Bromodichloromethane	ND	5.0	1.8	µg/L	10		SW-846 8260D	4/8/22	4/8/22 16:03	EEH
Bromoform	ND	10	3.8	µg/L	10		SW-846 8260D	4/8/22	4/8/22 16:03	EEH
Bromomethane	ND	20	15	µg/L	10		SW-846 8260D	4/8/22	4/8/22 16:03	EEH
2-Butanone (MEK)	110	200	16	µg/L	10	V-06, J	SW-846 8260D	4/8/22	4/8/22 16:03	EEH
Carbon Disulfide	ND	50	14	µg/L	10		SW-846 8260D	4/8/22	4/8/22 16:03	EEH
Carbon Tetrachloride	ND	50	1.6	µg/L	10		SW-846 8260D	4/8/22	4/8/22 16:03	EEH
Chlorobenzene	ND	10	1.1	µg/L	10		SW-846 8260D	4/8/22	4/8/22 16:03	EEH
Chlorodibromomethane	ND	5.0	2.2	µg/L	10		SW-846 8260D	4/8/22	4/8/22 16:03	EEH
Chloroethane	ND	20	3.2	µg/L	10		SW-846 8260D	4/8/22	4/8/22 16:03	EEH
Chloroform	ND	20	1.7	µg/L	10		SW-846 8260D	4/8/22	4/8/22 16:03	EEH
Chloromethane	ND	20	5.2	µg/L	10		SW-846 8260D	4/8/22	4/8/22 16:03	EEH
Cyclohexane	ND	50	18	µg/L	10		SW-846 8260D	4/8/22	4/8/22 16:03	EEH
1,2-Dibromo-3-chloropropane (DBCP)	ND	50	8.0	µg/L	10		SW-846 8260D	4/8/22	4/8/22 16:03	EEH
1,2-Dibromoethane (EDB)	ND	5.0	1.7	µg/L	10		SW-846 8260D	4/8/22	4/8/22 16:03	EEH
1,2-Dichlorobenzene	ND	10	1.2	µg/L	10		SW-846 8260D	4/8/22	4/8/22 16:03	EEH
1,3-Dichlorobenzene	ND	10	1.2	µg/L	10		SW-846 8260D	4/8/22	4/8/22 16:03	EEH
1,4-Dichlorobenzene	ND	10	1.3	µg/L	10		SW-846 8260D	4/8/22	4/8/22 16:03	EEH
Dichlorodifluoromethane (Freon 12)	ND	20	1.9	µg/L	10		SW-846 8260D	4/8/22	4/8/22 16:03	EEH
1,1-Dichloroethane	ND	10	1.4	µg/L	10		SW-846 8260D	4/8/22	4/8/22 16:03	EEH
1,2-Dichloroethane	ND	10	3.1	µg/L	10		SW-846 8260D	4/8/22	4/8/22 16:03	EEH
1,1-Dichloroethylene	ND	10	1.4	µg/L	10		SW-846 8260D	4/8/22	4/8/22 16:03	EEH
cis-1,2-Dichloroethylene	13	10	1.5	µg/L	10		SW-846 8260D	4/8/22	4/8/22 16:03	EEH
trans-1,2-Dichloroethylene	ND	10	1.7	µg/L	10		SW-846 8260D	4/8/22	4/8/22 16:03	EEH
1,2-Dichloropropane	ND	10	1.8	µg/L	10		SW-846 8260D	4/8/22	4/8/22 16:03	EEH
cis-1,3-Dichloropropene	ND	5.0	1.6	µg/L	10		SW-846 8260D	4/8/22	4/8/22 16:03	EEH
trans-1,3-Dichloropropene	ND	5.0	1.7	µg/L	10		SW-846 8260D	4/8/22	4/8/22 16:03	EEH
1,4-Dioxane	ND	500	210	µg/L	10		SW-846 8260D	4/8/22	4/8/22 16:03	EEH
Ethylbenzene	ND	10	2.1	µg/L	10		SW-846 8260D	4/8/22	4/8/22 16:03	EEH
2-Hexanone (MBK)	ND	100	11	µg/L	10		SW-846 8260D	4/8/22	4/8/22 16:03	EEH
Isopropylbenzene (Cumene)	ND	10	1.1	µg/L	10		SW-846 8260D	4/8/22	4/8/22 16:03	EEH
Methyl Acetate	ND	10	4.5	µg/L	10		SW-846 8260D	4/8/22	4/8/22 16:03	EEH
Methyl tert-Butyl Ether (MTBE)	ND	10	1.7	µg/L	10		SW-846 8260D	4/8/22	4/8/22 16:03	EEH
Methyl Cyclohexane	ND	10	2.4	µg/L	10		SW-846 8260D	4/8/22	4/8/22 16:03	EEH
Methylene Chloride	ND	50	2.3	µg/L	10		SW-846 8260D	4/8/22	4/8/22 16:03	EEH
4-Methyl-2-pentanone (MIBK)	ND	100	13	µg/L	10		SW-846 8260D	4/8/22	4/8/22 16:03	EEH
Styrene	ND	10	1.1	µg/L	10		SW-846 8260D	4/8/22	4/8/22 16:03	EEH
1,1,2,2-Tetrachloroethane	ND	5.0	1.3	µg/L	10		SW-846 8260D	4/8/22	4/8/22 16:03	EEH
Tetrachloroethylene	440	10	1.9	µg/L	10		SW-846 8260D	4/8/22	4/8/22 16:03	EEH
Toluene	ND	10	2.2	µg/L	10		SW-846 8260D	4/8/22	4/8/22 16:03	EEH
1,2,3-Trichlorobenzene	ND	50	3.0	µg/L	10		SW-846 8260D	4/8/22	4/8/22 16:03	EEH
1,2,4-Trichlorobenzene	ND	10	2.5	µg/L	10		SW-846 8260D	4/8/22	4/8/22 16:03	EEH

con-test®
A Pace Analytical® Laboratory

39 Spruce Street * East Longmeadow, MA 01028 * FAX 413/525-6405 * TEL. 413/525-2332

Project Location: 250 Franklin St, Buffalo, NY Sample Description: Work Order: 22D0442

Date Received: 4/7/2022

Field Sample #: MW-26S Sampled: 4/6/2022 10:40

Sample ID: 22D0442-03

Sample Matrix: Ground Water

Sample Flags: RL-11

Volatile Organic Compounds by GC/MS

Analyte	Results	RL	DL	Units	Dilution	Flag/Qual	Method	Date Prepared	Date/Time Analyzed	Analyst
1,1,1-Trichloroethane	ND	10	1.7	µg/L	10		SW-846 8260D	4/8/22	4/8/22 16:03	EEH
1,1,2-Trichloroethane	ND	10	1.8	µg/L	10		SW-846 8260D	4/8/22	4/8/22 16:03	EEH
Trichloroethylene	17	10	1.9	µg/L	10		SW-846 8260D	4/8/22	4/8/22 16:03	EEH
Trichlorofluoromethane (Freon 11)	ND	20	1.8	µg/L	10		SW-846 8260D	4/8/22	4/8/22 16:03	EEH
1,1,2-Trichloro-1,2,2-trifluoroethane (Freon 113)	ND	10	2.3	µg/L	10		SW-846 8260D	4/8/22	4/8/22 16:03	EEH
Vinyl Chloride	ND	20	2.1	µg/L	10		SW-846 8260D	4/8/22	4/8/22 16:03	EEH
Xylenes (total)	0.0			µg/L	10		SW-846 8260D	4/8/22	4/8/22 16:03	EEH

Surrogates	% Recovery	Recovery Limits	Flag/Qual	
1,2-Dichloroethane-d4	104	70-130		4/8/22 16:03
Toluene-d8	98.4	70-130		4/8/22 16:03
4-Bromofluorobenzene	97.4	70-130		4/8/22 16:03

con-test®
A Pace Analytical® Laboratory

39 Spruce Street * East Longmeadow, MA 01028 * FAX 413/525-6405 * TEL. 413/525-2332

Project Location: 250 Franklin St, Buffalo, NY Sample Description: Work Order: 22D0442

Date Received: 4/7/2022

Field Sample #: MW-25S Sampled: 4/6/2022 13:20

Sample ID: 22D0442-04

Sample Matrix: Ground Water

Sample Flags: RL-11

Volatile Organic Compounds by GC/MS

Analyte	Results	RL	DL	Units	Dilution	Flag/Qual	Method	Date Prepared	Date/Time Analyzed	Analyst
Acetone	23	250	10	µg/L	5	V-06, J	SW-846 8260D	4/8/22	4/8/22 16:31	EEH
Benzene	ND	5.0	1.0	µg/L	5		SW-846 8260D	4/8/22	4/8/22 16:31	EEH
Bromochloromethane	ND	5.0	1.5	µg/L	5		SW-846 8260D	4/8/22	4/8/22 16:31	EEH
Bromodichloromethane	ND	2.5	0.90	µg/L	5		SW-846 8260D	4/8/22	4/8/22 16:31	EEH
Bromoform	ND	5.0	1.9	µg/L	5		SW-846 8260D	4/8/22	4/8/22 16:31	EEH
Bromomethane	ND	10	7.7	µg/L	5		SW-846 8260D	4/8/22	4/8/22 16:31	EEH
2-Butanone (MEK)	58	100	8.1	µg/L	5	V-06, J	SW-846 8260D	4/8/22	4/8/22 16:31	EEH
Carbon Disulfide	ND	25	7.2	µg/L	5		SW-846 8260D	4/8/22	4/8/22 16:31	EEH
Carbon Tetrachloride	ND	25	0.82	µg/L	5		SW-846 8260D	4/8/22	4/8/22 16:31	EEH
Chlorobenzene	ND	5.0	0.53	µg/L	5		SW-846 8260D	4/8/22	4/8/22 16:31	EEH
Chlorodibromomethane	ND	2.5	1.1	µg/L	5		SW-846 8260D	4/8/22	4/8/22 16:31	EEH
Chloroethane	ND	10	1.6	µg/L	5		SW-846 8260D	4/8/22	4/8/22 16:31	EEH
Chloroform	ND	10	0.84	µg/L	5		SW-846 8260D	4/8/22	4/8/22 16:31	EEH
Chloromethane	ND	10	2.6	µg/L	5		SW-846 8260D	4/8/22	4/8/22 16:31	EEH
Cyclohexane	ND	25	8.8	µg/L	5		SW-846 8260D	4/8/22	4/8/22 16:31	EEH
1,2-Dibromo-3-chloropropane (DBCP)	ND	25	4.0	µg/L	5		SW-846 8260D	4/8/22	4/8/22 16:31	EEH
1,2-Dibromoethane (EDB)	ND	2.5	0.85	µg/L	5		SW-846 8260D	4/8/22	4/8/22 16:31	EEH
1,2-Dichlorobenzene	ND	5.0	0.61	µg/L	5		SW-846 8260D	4/8/22	4/8/22 16:31	EEH
1,3-Dichlorobenzene	ND	5.0	0.59	µg/L	5		SW-846 8260D	4/8/22	4/8/22 16:31	EEH
1,4-Dichlorobenzene	ND	5.0	0.65	µg/L	5		SW-846 8260D	4/8/22	4/8/22 16:31	EEH
Dichlorodifluoromethane (Freon 12)	ND	10	0.96	µg/L	5		SW-846 8260D	4/8/22	4/8/22 16:31	EEH
1,1-Dichloroethane	ND	5.0	0.71	µg/L	5		SW-846 8260D	4/8/22	4/8/22 16:31	EEH
1,2-Dichloroethane	ND	5.0	1.5	µg/L	5		SW-846 8260D	4/8/22	4/8/22 16:31	EEH
1,1-Dichloroethylene	ND	5.0	0.71	µg/L	5		SW-846 8260D	4/8/22	4/8/22 16:31	EEH
cis-1,2-Dichloroethylene	300	5.0	0.73	µg/L	5		SW-846 8260D	4/8/22	4/8/22 16:31	EEH
trans-1,2-Dichloroethylene	3.6	5.0	0.84	µg/L	5	J	SW-846 8260D	4/8/22	4/8/22 16:31	EEH
1,2-Dichloropropane	ND	5.0	0.91	µg/L	5		SW-846 8260D	4/8/22	4/8/22 16:31	EEH
cis-1,3-Dichloropropene	ND	2.5	0.79	µg/L	5		SW-846 8260D	4/8/22	4/8/22 16:31	EEH
trans-1,3-Dichloropropene	ND	2.5	0.84	µg/L	5		SW-846 8260D	4/8/22	4/8/22 16:31	EEH
1,4-Dioxane	ND	250	100	µg/L	5		SW-846 8260D	4/8/22	4/8/22 16:31	EEH
Ethylbenzene	ND	5.0	1.1	µg/L	5		SW-846 8260D	4/8/22	4/8/22 16:31	EEH
2-Hexanone (MBK)	ND	50	5.6	µg/L	5		SW-846 8260D	4/8/22	4/8/22 16:31	EEH
Isopropylbenzene (Cumene)	ND	5.0	0.54	µg/L	5		SW-846 8260D	4/8/22	4/8/22 16:31	EEH
Methyl Acetate	ND	5.0	2.3	µg/L	5		SW-846 8260D	4/8/22	4/8/22 16:31	EEH
Methyl tert-Butyl Ether (MTBE)	ND	5.0	0.86	µg/L	5		SW-846 8260D	4/8/22	4/8/22 16:31	EEH
Methyl Cyclohexane	ND	5.0	1.2	µg/L	5		SW-846 8260D	4/8/22	4/8/22 16:31	EEH
Methylene Chloride	ND	25	1.2	µg/L	5		SW-846 8260D	4/8/22	4/8/22 16:31	EEH
4-Methyl-2-pentanone (MIBK)	ND	50	6.4	µg/L	5		SW-846 8260D	4/8/22	4/8/22 16:31	EEH
Styrene	ND	5.0	0.53	µg/L	5		SW-846 8260D	4/8/22	4/8/22 16:31	EEH
1,1,2,2-Tetrachloroethane	ND	2.5	0.63	µg/L	5		SW-846 8260D	4/8/22	4/8/22 16:31	EEH
Tetrachloroethylene	270	5.0	0.94	µg/L	5		SW-846 8260D	4/8/22	4/8/22 16:31	EEH
Toluene	ND	5.0	1.1	µg/L	5		SW-846 8260D	4/8/22	4/8/22 16:31	EEH
1,2,3-Trichlorobenzene	ND	25	1.5	µg/L	5		SW-846 8260D	4/8/22	4/8/22 16:31	EEH
1,2,4-Trichlorobenzene	ND	5.0	1.2	µg/L	5		SW-846 8260D	4/8/22	4/8/22 16:31	EEH

con-test®
A Pace Analytical® Laboratory

39 Spruce Street * East Longmeadow, MA 01028 * FAX 413/525-6405 * TEL. 413/525-2332

Project Location: 250 Franklin St, Buffalo, NY Sample Description: Work Order: 22D0442

Date Received: 4/7/2022

Field Sample #: MW-25S Sampled: 4/6/2022 13:20

Sample ID: 22D0442-04

Sample Matrix: Ground Water

Sample Flags: RL-11

Volatile Organic Compounds by GC/MS

Analyte	Results	RL	DL	Units	Dilution	Flag/Qual	Method	Date Prepared	Date/Time Analyzed	Analyst
1,1,1-Trichloroethane	ND	5.0	0.84	µg/L	5		SW-846 8260D	4/8/22	4/8/22 16:31	EEH
1,1,2-Trichloroethane	ND	5.0	0.91	µg/L	5		SW-846 8260D	4/8/22	4/8/22 16:31	EEH
Trichloroethylene	24	5.0	0.95	µg/L	5		SW-846 8260D	4/8/22	4/8/22 16:31	EEH
Trichlorofluoromethane (Freon 11)	ND	10	0.88	µg/L	5		SW-846 8260D	4/8/22	4/8/22 16:31	EEH
1,1,2-Trichloro-1,2,2-trifluoroethane (Freon 113)	ND	5.0	1.1	µg/L	5		SW-846 8260D	4/8/22	4/8/22 16:31	EEH
Vinyl Chloride	3.4	10	1.0	µg/L	5	J	SW-846 8260D	4/8/22	4/8/22 16:31	EEH
Xylenes (total)	0.0			µg/L	5		SW-846 8260D	4/8/22	4/8/22 16:31	EEH

Surrogates	% Recovery	Recovery Limits	Flag/Qual	
1,2-Dichloroethane-d4	102	70-130		4/8/22 16:31
Toluene-d8	97.8	70-130		4/8/22 16:31
4-Bromofluorobenzene	97.3	70-130		4/8/22 16:31

con-test®
A Pace Analytical® Laboratory

39 Spruce Street * East Longmeadow, MA 01028 * FAX 413/525-6405 * TEL. 413/525-2332

Project Location: 250 Franklin St, Buffalo, NY Sample Description: Work Order: 22D0442

Date Received: 4/7/2022

Field Sample #: MW-23D Sampled: 4/6/2022 14:55

Sample ID: 22D0442-05

Sample Matrix: Ground Water

Volatile Organic Compounds by GC/MS

Analyte	Results	RL	DL	Units	Dilution	Flag/Qual	Method	Date Prepared	Date/Time Analyzed	Analyst
Acetone	ND	50	2.0	µg/L	1		SW-846 8260D	4/8/22	4/8/22 16:58	EEH
Benzene	ND	1.0	0.20	µg/L	1		SW-846 8260D	4/8/22	4/8/22 16:58	EEH
Bromochloromethane	ND	1.0	0.31	µg/L	1		SW-846 8260D	4/8/22	4/8/22 16:58	EEH
Bromodichloromethane	ND	0.50	0.18	µg/L	1		SW-846 8260D	4/8/22	4/8/22 16:58	EEH
Bromoform	ND	1.0	0.38	µg/L	1		SW-846 8260D	4/8/22	4/8/22 16:58	EEH
Bromomethane	ND	2.0	1.5	µg/L	1		SW-846 8260D	4/8/22	4/8/22 16:58	EEH
2-Butanone (MEK)	ND	20	1.6	µg/L	1		SW-846 8260D	4/8/22	4/8/22 16:58	EEH
Carbon Disulfide	ND	5.0	1.4	µg/L	1		SW-846 8260D	4/8/22	4/8/22 16:58	EEH
Carbon Tetrachloride	ND	5.0	0.16	µg/L	1		SW-846 8260D	4/8/22	4/8/22 16:58	EEH
Chlorobenzene	ND	1.0	0.11	µg/L	1		SW-846 8260D	4/8/22	4/8/22 16:58	EEH
Chlorodibromomethane	ND	0.50	0.22	µg/L	1		SW-846 8260D	4/8/22	4/8/22 16:58	EEH
Chloroethane	ND	2.0	0.32	µg/L	1		SW-846 8260D	4/8/22	4/8/22 16:58	EEH
Chloroform	0.30	2.0	0.17	µg/L	1	J	SW-846 8260D	4/8/22	4/8/22 16:58	EEH
Chloromethane	ND	2.0	0.52	µg/L	1		SW-846 8260D	4/8/22	4/8/22 16:58	EEH
Cyclohexane	ND	5.0	1.8	µg/L	1		SW-846 8260D	4/8/22	4/8/22 16:58	EEH
1,2-Dibromo-3-chloropropane (DBCP)	ND	5.0	0.80	µg/L	1		SW-846 8260D	4/8/22	4/8/22 16:58	EEH
1,2-Dibromoethane (EDB)	ND	0.50	0.17	µg/L	1		SW-846 8260D	4/8/22	4/8/22 16:58	EEH
1,2-Dichlorobenzene	ND	1.0	0.12	µg/L	1		SW-846 8260D	4/8/22	4/8/22 16:58	EEH
1,3-Dichlorobenzene	ND	1.0	0.12	µg/L	1		SW-846 8260D	4/8/22	4/8/22 16:58	EEH
1,4-Dichlorobenzene	ND	1.0	0.13	µg/L	1		SW-846 8260D	4/8/22	4/8/22 16:58	EEH
Dichlorodifluoromethane (Freon 12)	ND	2.0	0.19	µg/L	1		SW-846 8260D	4/8/22	4/8/22 16:58	EEH
1,1-Dichloroethane	ND	1.0	0.14	µg/L	1		SW-846 8260D	4/8/22	4/8/22 16:58	EEH
1,2-Dichloroethane	ND	1.0	0.31	µg/L	1		SW-846 8260D	4/8/22	4/8/22 16:58	EEH
1,1-Dichloroethylene	ND	1.0	0.14	µg/L	1		SW-846 8260D	4/8/22	4/8/22 16:58	EEH
cis-1,2-Dichloroethylene	ND	1.0	0.15	µg/L	1		SW-846 8260D	4/8/22	4/8/22 16:58	EEH
trans-1,2-Dichloroethylene	ND	1.0	0.17	µg/L	1		SW-846 8260D	4/8/22	4/8/22 16:58	EEH
1,2-Dichloropropane	ND	1.0	0.18	µg/L	1		SW-846 8260D	4/8/22	4/8/22 16:58	EEH
cis-1,3-Dichloropropene	ND	0.50	0.16	µg/L	1		SW-846 8260D	4/8/22	4/8/22 16:58	EEH
trans-1,3-Dichloropropene	ND	0.50	0.17	µg/L	1		SW-846 8260D	4/8/22	4/8/22 16:58	EEH
1,4-Dioxane	ND	50	21	µg/L	1		SW-846 8260D	4/8/22	4/8/22 16:58	EEH
Ethylbenzene	ND	1.0	0.21	µg/L	1		SW-846 8260D	4/8/22	4/8/22 16:58	EEH
2-Hexanone (MBK)	ND	10	1.1	µg/L	1		SW-846 8260D	4/8/22	4/8/22 16:58	EEH
Isopropylbenzene (Cumene)	ND	1.0	0.11	µg/L	1		SW-846 8260D	4/8/22	4/8/22 16:58	EEH
Methyl Acetate	ND	1.0	0.45	µg/L	1		SW-846 8260D	4/8/22	4/8/22 16:58	EEH
Methyl tert-Butyl Ether (MTBE)	ND	1.0	0.17	µg/L	1		SW-846 8260D	4/8/22	4/8/22 16:58	EEH
Methyl Cyclohexane	ND	1.0	0.24	µg/L	1		SW-846 8260D	4/8/22	4/8/22 16:58	EEH
Methylene Chloride	ND	5.0	0.23	µg/L	1		SW-846 8260D	4/8/22	4/8/22 16:58	EEH
4-Methyl-2-pentanone (MIBK)	ND	10	1.3	µg/L	1		SW-846 8260D	4/8/22	4/8/22 16:58	EEH
Styrene	ND	1.0	0.11	µg/L	1		SW-846 8260D	4/8/22	4/8/22 16:58	EEH
1,1,2,2-Tetrachloroethane	ND	0.50	0.13	µg/L	1		SW-846 8260D	4/8/22	4/8/22 16:58	EEH
Tetrachloroethylene	0.72	1.0	0.19	µg/L	1	J	SW-846 8260D	4/8/22	4/8/22 16:58	EEH
Toluene	ND	1.0	0.22	µg/L	1		SW-846 8260D	4/8/22	4/8/22 16:58	EEH
1,2,3-Trichlorobenzene	ND	5.0	0.30	µg/L	1		SW-846 8260D	4/8/22	4/8/22 16:58	EEH
1,2,4-Trichlorobenzene	ND	1.0	0.25	µg/L	1		SW-846 8260D	4/8/22	4/8/22 16:58	EEH

con-test®
A Pace Analytical® Laboratory

39 Spruce Street * East Longmeadow, MA 01028 * FAX 413/525-6405 * TEL. 413/525-2332

Project Location: 250 Franklin St, Buffalo, NY | Sample Description: | Work Order: 22D0442

Date Received: 4/7/2022

Field Sample #: MW-23D | Sampled: 4/6/2022 14:55

Sample ID: 22D0442-05

Sample Matrix: Ground Water

Volatile Organic Compounds by GC/MS

Analyte	Results	RL	DL	Units	Dilution	Flag/Qual	Method	Date Prepared	Date/Time Analyzed	Analyst
1,1,1-Trichloroethane	ND	1.0	0.17	µg/L	1		SW-846 8260D	4/8/22	4/8/22 16:58	EEH
1,1,2-Trichloroethane	ND	1.0	0.18	µg/L	1		SW-846 8260D	4/8/22	4/8/22 16:58	EEH
Trichloroethylene	ND	1.0	0.19	µg/L	1		SW-846 8260D	4/8/22	4/8/22 16:58	EEH
Trichlorofluoromethane (Freon 11)	ND	2.0	0.18	µg/L	1		SW-846 8260D	4/8/22	4/8/22 16:58	EEH
1,1,2-Trichloro-1,2,2-trifluoroethane (Freon 113)	ND	1.0	0.23	µg/L	1		SW-846 8260D	4/8/22	4/8/22 16:58	EEH
Vinyl Chloride	ND	2.0	0.21	µg/L	1		SW-846 8260D	4/8/22	4/8/22 16:58	EEH
Xylenes (total)	0.0			µg/L	1		SW-846 8260D	4/8/22	4/8/22 16:58	EEH

Surrogates	% Recovery	Recovery Limits	Flag/Qual	
1,2-Dichloroethane-d4	104	70-130		4/8/22 16:58
Toluene-d8	96.9	70-130		4/8/22 16:58
4-Bromofluorobenzene	95.6	70-130		4/8/22 16:58

con-test®
A Pace Analytical® Laboratory

39 Spruce Street * East Longmeadow, MA 01028 * FAX 413/525-6405 * TEL. 413/525-2332

Project Location: 250 Franklin St, Buffalo, NY Sample Description: Work Order: 22D0442

Date Received: 4/7/2022

Field Sample #: Trip Blank Sampled: 4/6/2022 00:00

Sample ID: 22D0442-06

Sample Matrix: Ground Water

Volatile Organic Compounds by GC/MS

Analyte	Results	RL	DL	Units	Dilution	Flag/Qual	Method	Date Prepared	Date/Time Analyzed	Analyst
Acetone	ND	50	2.0	µg/L	1		SW-846 8260D	4/8/22	4/8/22 11:56	EEH
Benzene	ND	1.0	0.20	µg/L	1		SW-846 8260D	4/8/22	4/8/22 11:56	EEH
Bromochloromethane	ND	1.0	0.31	µg/L	1		SW-846 8260D	4/8/22	4/8/22 11:56	EEH
Bromodichloromethane	ND	0.50	0.18	µg/L	1		SW-846 8260D	4/8/22	4/8/22 11:56	EEH
Bromoform	ND	1.0	0.38	µg/L	1		SW-846 8260D	4/8/22	4/8/22 11:56	EEH
Bromomethane	ND	2.0	1.5	µg/L	1		SW-846 8260D	4/8/22	4/8/22 11:56	EEH
2-Butanone (MEK)	ND	20	1.6	µg/L	1		SW-846 8260D	4/8/22	4/8/22 11:56	EEH
Carbon Disulfide	ND	5.0	1.4	µg/L	1		SW-846 8260D	4/8/22	4/8/22 11:56	EEH
Carbon Tetrachloride	ND	5.0	0.16	µg/L	1		SW-846 8260D	4/8/22	4/8/22 11:56	EEH
Chlorobenzene	ND	1.0	0.11	µg/L	1		SW-846 8260D	4/8/22	4/8/22 11:56	EEH
Chlorodibromomethane	ND	0.50	0.22	µg/L	1		SW-846 8260D	4/8/22	4/8/22 11:56	EEH
Chloroethane	ND	2.0	0.32	µg/L	1		SW-846 8260D	4/8/22	4/8/22 11:56	EEH
Chloroform	ND	2.0	0.17	µg/L	1		SW-846 8260D	4/8/22	4/8/22 11:56	EEH
Chloromethane	ND	2.0	0.52	µg/L	1		SW-846 8260D	4/8/22	4/8/22 11:56	EEH
Cyclohexane	ND	5.0	1.8	µg/L	1		SW-846 8260D	4/8/22	4/8/22 11:56	EEH
1,2-Dibromo-3-chloropropane (DBCP)	ND	5.0	0.80	µg/L	1		SW-846 8260D	4/8/22	4/8/22 11:56	EEH
1,2-Dibromoethane (EDB)	ND	0.50	0.17	µg/L	1		SW-846 8260D	4/8/22	4/8/22 11:56	EEH
1,2-Dichlorobenzene	ND	1.0	0.12	µg/L	1		SW-846 8260D	4/8/22	4/8/22 11:56	EEH
1,3-Dichlorobenzene	ND	1.0	0.12	µg/L	1		SW-846 8260D	4/8/22	4/8/22 11:56	EEH
1,4-Dichlorobenzene	ND	1.0	0.13	µg/L	1		SW-846 8260D	4/8/22	4/8/22 11:56	EEH
Dichlorodifluoromethane (Freon 12)	ND	2.0	0.19	µg/L	1		SW-846 8260D	4/8/22	4/8/22 11:56	EEH
1,1-Dichloroethane	ND	1.0	0.14	µg/L	1		SW-846 8260D	4/8/22	4/8/22 11:56	EEH
1,2-Dichloroethane	ND	1.0	0.31	µg/L	1		SW-846 8260D	4/8/22	4/8/22 11:56	EEH
1,1-Dichloroethylene	ND	1.0	0.14	µg/L	1		SW-846 8260D	4/8/22	4/8/22 11:56	EEH
cis-1,2-Dichloroethylene	ND	1.0	0.15	µg/L	1		SW-846 8260D	4/8/22	4/8/22 11:56	EEH
trans-1,2-Dichloroethylene	ND	1.0	0.17	µg/L	1		SW-846 8260D	4/8/22	4/8/22 11:56	EEH
1,2-Dichloropropane	ND	1.0	0.18	µg/L	1		SW-846 8260D	4/8/22	4/8/22 11:56	EEH
cis-1,3-Dichloropropene	ND	0.50	0.16	µg/L	1		SW-846 8260D	4/8/22	4/8/22 11:56	EEH
trans-1,3-Dichloropropene	ND	0.50	0.17	µg/L	1		SW-846 8260D	4/8/22	4/8/22 11:56	EEH
1,4-Dioxane	ND	50	21	µg/L	1		SW-846 8260D	4/8/22	4/8/22 11:56	EEH
Ethylbenzene	ND	1.0	0.21	µg/L	1		SW-846 8260D	4/8/22	4/8/22 11:56	EEH
2-Hexanone (MBK)	ND	10	1.1	µg/L	1		SW-846 8260D	4/8/22	4/8/22 11:56	EEH
Isopropylbenzene (Cumene)	ND	1.0	0.11	µg/L	1		SW-846 8260D	4/8/22	4/8/22 11:56	EEH
Methyl Acetate	ND	1.0	0.45	µg/L	1		SW-846 8260D	4/8/22	4/8/22 11:56	EEH
Methyl tert-Butyl Ether (MTBE)	ND	1.0	0.17	µg/L	1		SW-846 8260D	4/8/22	4/8/22 11:56	EEH
Methyl Cyclohexane	ND	1.0	0.24	µg/L	1		SW-846 8260D	4/8/22	4/8/22 11:56	EEH
Methylene Chloride	ND	5.0	0.23	µg/L	1		SW-846 8260D	4/8/22	4/8/22 11:56	EEH
4-Methyl-2-pentanone (MIBK)	ND	10	1.3	µg/L	1		SW-846 8260D	4/8/22	4/8/22 11:56	EEH
Styrene	ND	1.0	0.11	µg/L	1		SW-846 8260D	4/8/22	4/8/22 11:56	EEH
1,1,2,2-Tetrachloroethane	ND	0.50	0.13	µg/L	1		SW-846 8260D	4/8/22	4/8/22 11:56	EEH
Tetrachloroethylene	ND	1.0	0.19	µg/L	1		SW-846 8260D	4/8/22	4/8/22 11:56	EEH
Toluene	ND	1.0	0.22	µg/L	1		SW-846 8260D	4/8/22	4/8/22 11:56	EEH
1,2,3-Trichlorobenzene	ND	5.0	0.30	µg/L	1		SW-846 8260D	4/8/22	4/8/22 11:56	EEH
1,2,4-Trichlorobenzene	ND	1.0	0.25	µg/L	1		SW-846 8260D	4/8/22	4/8/22 11:56	EEH

con-test®
A Pace Analytical® Laboratory

39 Spruce Street * East Longmeadow, MA 01028 * FAX 413/525-6405 * TEL. 413/525-2332

Project Location: 250 Franklin St, Buffalo, NY Sample Description: Work Order: 22D0442

Date Received: 4/7/2022

Field Sample #: Trip Blank Sampled: 4/6/2022 00:00

Sample ID: 22D0442-06

Sample Matrix: Ground Water

Volatile Organic Compounds by GC/MS

Analyte	Results	RL	DL	Units	Dilution	Flag/Qual	Method	Date Prepared	Date/Time Analyzed	Analyst
1,1,1-Trichloroethane	ND	1.0	0.17	µg/L	1		SW-846 8260D	4/8/22	4/8/22 11:56	EEH
1,1,2-Trichloroethane	ND	1.0	0.18	µg/L	1		SW-846 8260D	4/8/22	4/8/22 11:56	EEH
Trichloroethylene	ND	1.0	0.19	µg/L	1		SW-846 8260D	4/8/22	4/8/22 11:56	EEH
Trichlorofluoromethane (Freon 11)	ND	2.0	0.18	µg/L	1		SW-846 8260D	4/8/22	4/8/22 11:56	EEH
1,1,2-Trichloro-1,2,2-trifluoroethane (Freon 113)	ND	1.0	0.23	µg/L	1		SW-846 8260D	4/8/22	4/8/22 11:56	EEH
Vinyl Chloride	ND	2.0	0.21	µg/L	1		SW-846 8260D	4/8/22	4/8/22 11:56	EEH
Xylenes (total)	0.0			µg/L	1		SW-846 8260D	4/8/22	4/8/22 11:56	EEH

Surrogates	% Recovery	Recovery Limits	Flag/Qual	
1,2-Dichloroethane-d4	109	70-130		4/8/22 11:56
Toluene-d8	99.7	70-130		4/8/22 11:56
4-Bromofluorobenzene	97.4	70-130		4/8/22 11:56

39 Spruce Street * East Longmeadow, MA 01028 * FAX 413/525-6405 * TEL. 413/525-2332

Sample Extraction Data

Prep Method: SW-846 5030B **Analytical Method: SW-846 8260D**

Lab Number [Field ID]	Batch	Initial [mL]	Final [mL]	Date
22D0442-01 [MW-27S]	B305259	5	5.00	04/08/22
22D0442-02 [DUP]	B305259	5	5.00	04/08/22
22D0442-03 [MW-26S]	B305259	0.5	5.00	04/08/22
22D0442-04 [MW-25S]	B305259	1	5.00	04/08/22
22D0442-05 [MW-23D]	B305259	5	5.00	04/08/22
22D0442-06 [Trip Blank]	B305259	5	5.00	04/08/22

con-test®
A Pace Analytical® Laboratory

39 Spruce Street * East Longmeadow, MA 01028 * FAX 413/525-6405 * TEL. 413/525-2332

QUALITY CONTROL

Volatile Organic Compounds by GC/MS - Quality Control

Analyte	Result	Reporting Limit	Units	Spike Level	Source Result	%REC	%REC Limits	RPD	RPD Limit	Notes
Batch B305259 - SW-846 5030B										
Blank (B305259-BLK1)				Prepared & Analyzed: 04/08/22						
Acetone	ND	50	µg/L							
Benzene	ND	1.0	µg/L							
Bromochloromethane	ND	1.0	µg/L							
Bromodichloromethane	ND	0.50	µg/L							
Bromoform	ND	1.0	µg/L							
Bromomethane	ND	2.0	µg/L							
2-Butanone (MEK)	ND	20	µg/L							
Carbon Disulfide	ND	5.0	µg/L							
Carbon Tetrachloride	ND	5.0	µg/L							
Chlorobenzene	ND	1.0	µg/L							
Chlorodibromomethane	ND	0.50	µg/L							
Chloroethane	ND	2.0	µg/L							
Chloroform	ND	2.0	µg/L							
Chloromethane	ND	2.0	µg/L							
Cyclohexane	ND	5.0	µg/L							
1,2-Dibromo-3-chloropropane (DBCP)	ND	5.0	µg/L							
1,2-Dibromoethane (EDB)	ND	0.50	µg/L							
1,2-Dichlorobenzene	ND	1.0	µg/L							
1,3-Dichlorobenzene	ND	1.0	µg/L							
1,4-Dichlorobenzene	ND	1.0	µg/L							
Dichlorodifluoromethane (Freon 12)	ND	2.0	µg/L							
1,1-Dichloroethane	ND	1.0	µg/L							
1,2-Dichloroethane	ND	1.0	µg/L							
1,1-Dichloroethylene	ND	1.0	µg/L							
cis-1,2-Dichloroethylene	ND	1.0	µg/L							
trans-1,2-Dichloroethylene	ND	1.0	µg/L							
1,2-Dichloropropane	ND	1.0	µg/L							
cis-1,3-Dichloropropene	ND	0.50	µg/L							
trans-1,3-Dichloropropene	ND	0.50	µg/L							
1,4-Dioxane	ND	50	µg/L							
Ethylbenzene	ND	1.0	µg/L							
2-Hexanone (MBK)	ND	10	µg/L							
Isopropylbenzene (Cumene)	ND	1.0	µg/L							
Methyl Acetate	ND	1.0	µg/L							
Methyl tert-Butyl Ether (MTBE)	ND	1.0	µg/L							
Methyl Cyclohexane	ND	1.0	µg/L							
Methylene Chloride	ND	5.0	µg/L							
4-Methyl-2-pentanone (MIBK)	ND	10	µg/L							
Styrene	ND	1.0	µg/L							
1,1,2,2-Tetrachloroethane	ND	0.50	µg/L							
Tetrachloroethylene	ND	1.0	µg/L							
Toluene	ND	1.0	µg/L							
1,2,3-Trichlorobenzene	ND	5.0	µg/L							
1,2,4-Trichlorobenzene	ND	1.0	µg/L							
1,1,1-Trichloroethane	ND	1.0	µg/L							
1,1,2-Trichloroethane	ND	1.0	µg/L							
Trichloroethylene	ND	1.0	µg/L							
Trichlorofluoromethane (Freon 11)	ND	2.0	µg/L							
1,1,2-Trichloro-1,2,2-trifluoroethane (Freon 113)	ND	1.0	µg/L							
Vinyl Chloride	ND	2.0	µg/L							
m+p Xylene	ND	2.0	µg/L							

con-test®
A Pace Analytical® Laboratory

39 Spruce Street * East Longmeadow, MA 01028 * FAX 413/525-6405 * TEL. 413/525-2332

QUALITY CONTROL

Volatile Organic Compounds by GC/MS - Quality Control

Analyte	Result	Reporting Limit	Units	Spike Level	Source Result	%REC		%REC Limits	RPD	RPD Limit	Notes	
Batch B305259 - SW-846 5030B												
Blank (B305259-BLK1)				Prepared & Analyzed: 04/08/22								
o-Xylene	ND	1.0	µg/L									
Xylenes (total)	0.0		µg/L									
Surrogate: 1,2-Dichloroethane-d4	*25.6*		µg/L	25.0		102		70-130				
Surrogate: Toluene-d8	*24.3*		µg/L	25.0		97.2		70-130				
Surrogate: 4-Bromofluorobenzene	*24.4*		µg/L	25.0		97.6		70-130				
LCS (B305259-BS1)				Prepared & Analyzed: 04/08/22								
Acetone	148	50	µg/L	100		148		70-160			V-06	†
Benzene	9.96	1.0	µg/L	10.0		99.6		70-130				
Bromochloromethane	11.8	1.0	µg/L	10.0		118		70-130				
Bromodichloromethane	10.9	0.50	µg/L	10.0		109		70-130				
Bromoform	13.2	1.0	µg/L	10.0		**132**	*	70-130			L-07, V-20	
Bromomethane	12.0	2.0	µg/L	10.0		120		40-160				†
2-Butanone (MEK)	148	20	µg/L	100		148		40-160			V-06	†
Carbon Disulfide	113	5.0	µg/L	100		113		70-130				
Carbon Tetrachloride	10.9	5.0	µg/L	10.0		109		70-130				
Chlorobenzene	10.5	1.0	µg/L	10.0		105		70-130				
Chlorodibromomethane	10.9	0.50	µg/L	10.0		109		70-130				
Chloroethane	12.0	2.0	µg/L	10.0		120		70-130				
Chloroform	10.5	2.0	µg/L	10.0		105		70-130				
Chloromethane	12.0	2.0	µg/L	10.0		120		40-160				†
Cyclohexane	10.1	5.0	µg/L	10.0		101		70-130				
1,2-Dibromo-3-chloropropane (DBCP)	13.0	5.0	µg/L	10.0		130		70-130			V-20	
1,2-Dibromoethane (EDB)	11.4	0.50	µg/L	10.0		114		70-130				
1,2-Dichlorobenzene	10.6	1.0	µg/L	10.0		106		70-130				
1,3-Dichlorobenzene	10.7	1.0	µg/L	10.0		107		70-130				
1,4-Dichlorobenzene	10.9	1.0	µg/L	10.0		109		70-130				
Dichlorodifluoromethane (Freon 12)	9.27	2.0	µg/L	10.0		92.7		40-160				†
1,1-Dichloroethane	10.7	1.0	µg/L	10.0		107		70-130				
1,2-Dichloroethane	9.79	1.0	µg/L	10.0		97.9		70-130				
1,1-Dichloroethylene	11.6	1.0	µg/L	10.0		116		70-130				
cis-1,2-Dichloroethylene	10.5	1.0	µg/L	10.0		105		70-130				
trans-1,2-Dichloroethylene	10.7	1.0	µg/L	10.0		107		70-130				
1,2-Dichloropropane	10.8	1.0	µg/L	10.0		108		70-130				
cis-1,3-Dichloropropene	9.96	0.50	µg/L	10.0		99.6		70-130				
trans-1,3-Dichloropropene	9.81	0.50	µg/L	10.0		98.1		70-130				
1,4-Dioxane	112	50	µg/L	100		112		40-130				†
Ethylbenzene	10.7	1.0	µg/L	10.0		107		70-130				
2-Hexanone (MBK)	139	10	µg/L	100		139		70-160			V-20	†
Isopropylbenzene (Cumene)	10.6	1.0	µg/L	10.0		106		70-130				
Methyl Acetate	15.2	1.0	µg/L	10.0		**152**	*	70-130			L-02, V-20	
Methyl tert-Butyl Ether (MTBE)	10.2	1.0	µg/L	10.0		102		70-130				
Methyl Cyclohexane	9.68	1.0	µg/L	10.0		96.8		70-130				
Methylene Chloride	12.5	5.0	µg/L	10.0		125		70-130				
4-Methyl-2-pentanone (MIBK)	141	10	µg/L	100		141		70-160			V-20	†
Styrene	10.8	1.0	µg/L	10.0		108		70-130				
1,1,2,2-Tetrachloroethane	12.8	0.50	µg/L	10.0		128		70-130				
Tetrachloroethylene	10.6	1.0	µg/L	10.0		106		70-130				
Toluene	10.0	1.0	µg/L	10.0		100		70-130				
1,2,3-Trichlorobenzene	13.3	5.0	µg/L	10.0		**133**	*	70-130			L-07	
1,2,4-Trichlorobenzene	11.4	1.0	µg/L	10.0		114		70-130				
1,1,1-Trichloroethane	10.9	1.0	µg/L	10.0		109		70-130				

con-test® A Pace Analytical® Laboratory

39 Spruce Street * East Longmeadow, MA 01028 * FAX 413/525-6405 * TEL. 413/525-2332

QUALITY CONTROL

Volatile Organic Compounds by GC/MS - Quality Control

Analyte	Result	Reporting Limit	Units	Spike Level	Source Result	%REC	%REC Limits	RPD	RPD Limit	Notes	
Batch B305259 - SW-846 5030B											
LCS (B305259-BS1)				Prepared & Analyzed: 04/08/22							
1,1,2-Trichloroethane	10.9	1.0	µg/L	10.0		109	70-130				
Trichloroethylene	10.5	1.0	µg/L	10.0		105	70-130				
Trichlorofluoromethane (Freon 11)	10.9	2.0	µg/L	10.0		109	70-130				
1,1,2-Trichloro-1,2,2-trifluoroethane (Freon 113)	9.63	1.0	µg/L	10.0		96.3	70-130				
Vinyl Chloride	13.3	2.0	µg/L	10.0		133	40-160				†
m+p Xylene	20.8	2.0	µg/L	20.0		104	70-130				
o-Xylene	10.5	1.0	µg/L	10.0		105	70-130				
Xylenes (total)	31.3		µg/L	30.0		104	0-200				
Surrogate: 1,2-Dichloroethane-d4	*27.2*		µg/L	25.0		109	70-130				
Surrogate: Toluene-d8	*24.7*		µg/L	25.0		98.6	70-130				
Surrogate: 4-Bromofluorobenzene	*24.6*		µg/L	25.0		98.6	70-130				
LCS Dup (B305259-BSD1)				Prepared & Analyzed: 04/08/22							
Acetone	139	50	µg/L	100		139	70-160	6.28	25	V-06	†
Benzene	9.76	1.0	µg/L	10.0		97.6	70-130	2.03	25		
Bromochloromethane	11.6	1.0	µg/L	10.0		116	70-130	1.88	25		
Bromodichloromethane	10.2	0.50	µg/L	10.0		102	70-130	6.45	25		
Bromoform	13.0	1.0	µg/L	10.0		130	70-130	1.22	25	V-20	
Bromomethane	12.1	2.0	µg/L	10.0		121	40-160	0.498	25		†
2-Butanone (MEK)	129	20	µg/L	100		129	40-160	13.6	25	V-06	†
Carbon Disulfide	109	5.0	µg/L	100		109	70-130	3.37	25		
Carbon Tetrachloride	10.6	5.0	µg/L	10.0		106	70-130	2.23	25		
Chlorobenzene	10.6	1.0	µg/L	10.0		106	70-130	0.664	25		
Chlorodibromomethane	10.9	0.50	µg/L	10.0		109	70-130	0.642	25		
Chloroethane	10.8	2.0	µg/L	10.0		108	70-130	10.9	25		
Chloroform	10.1	2.0	µg/L	10.0		101	70-130	3.68	25		
Chloromethane	9.84	2.0	µg/L	10.0		98.4	40-160	19.7	25		†
Cyclohexane	9.82	5.0	µg/L	10.0		98.2	70-130	2.61	25		
1,2-Dibromo-3-chloropropane (DBCP)	12.6	5.0	µg/L	10.0		126	70-130	3.13	25	V-20	
1,2-Dibromoethane (EDB)	11.3	0.50	µg/L	10.0		113	70-130	0.176	25		
1,2-Dichlorobenzene	10.5	1.0	µg/L	10.0		105	70-130	1.04	25		
1,3-Dichlorobenzene	10.7	1.0	µg/L	10.0		107	70-130	0.187	25		
1,4-Dichlorobenzene	10.4	1.0	µg/L	10.0		104	70-130	4.68	25		
Dichlorodifluoromethane (Freon 12)	8.93	2.0	µg/L	10.0		89.3	40-160	3.74	25		†
1,1-Dichloroethane	10.4	1.0	µg/L	10.0		104	70-130	3.12	25		
1,2-Dichloroethane	9.47	1.0	µg/L	10.0		94.7	70-130	3.32	25		
1,1-Dichloroethylene	11.2	1.0	µg/L	10.0		112	70-130	3.87	25		
cis-1,2-Dichloroethylene	10.4	1.0	µg/L	10.0		104	70-130	0.382	25		
trans-1,2-Dichloroethylene	10.4	1.0	µg/L	10.0		104	70-130	3.32	25		
1,2-Dichloropropane	10.6	1.0	µg/L	10.0		106	70-130	2.34	25		
cis-1,3-Dichloropropene	9.80	0.50	µg/L	10.0		98.0	70-130	1.62	25		
trans-1,3-Dichloropropene	9.82	0.50	µg/L	10.0		98.2	70-130	0.102	25		
1,4-Dioxane	118	50	µg/L	100		118	40-130	5.28	50		† ‡
Ethylbenzene	10.6	1.0	µg/L	10.0		106	70-130	0.843	25		
2-Hexanone (MBK)	129	10	µg/L	100		129	70-160	7.57	25	V-20	†
Isopropylbenzene (Cumene)	10.4	1.0	µg/L	10.0		104	70-130	2.38	25		
Methyl Acetate	15.2	1.0	µg/L	10.0		**152**	* 70-130	0.264	25	L-02, V-20	
Methyl tert-Butyl Ether (MTBE)	9.83	1.0	µg/L	10.0		98.3	70-130	3.40	25		
Methyl Cyclohexane	9.38	1.0	µg/L	10.0		93.8	70-130	3.15	25		
Methylene Chloride	11.6	5.0	µg/L	10.0		116	70-130	7.47	25		
4-Methyl-2-pentanone (MIBK)	128	10	µg/L	100		128	70-160	9.72	25	V-20	†
Styrene	10.7	1.0	µg/L	10.0		107	70-130	0.372	25		

con-test® A Pace Analytical® Laboratory

39 Spruce Street * East Longmeadow, MA 01028 * FAX 413/525-6405 * TEL. 413/525-2332

QUALITY CONTROL

Volatile Organic Compounds by GC/MS - Quality Control

Analyte	Result	Reporting Limit	Units	Spike Level	Source Result	%REC		%REC Limits	RPD	RPD Limit	Notes
Batch B305259 - SW-846 5030B											
LCS Dup (B305259-BSD1)				Prepared & Analyzed: 04/08/22							
1,1,2,2-Tetrachloroethane	12.2	0.50	µg/L	10.0		122		70-130	4.41	25	
Tetrachloroethylene	10.4	1.0	µg/L	10.0		104		70-130	1.81	25	
Toluene	10.0	1.0	µg/L	10.0		100		70-130	0.200	25	
1,2,3-Trichlorobenzene	12.1	5.0	µg/L	10.0		121		70-130	9.04	25	
1,2,4-Trichlorobenzene	10.9	1.0	µg/L	10.0		109		70-130	4.03	25	
1,1,1-Trichloroethane	10.6	1.0	µg/L	10.0		106		70-130	3.16	25	
1,1,2-Trichloroethane	10.8	1.0	µg/L	10.0		108		70-130	0.735	25	
Trichloroethylene	10.3	1.0	µg/L	10.0		103		70-130	2.03	25	
Trichlorofluoromethane (Freon 11)	10.5	2.0	µg/L	10.0		105		70-130	3.74	25	
1,1,2-Trichloro-1,2,2-trifluoroethane (Freon 113)	9.56	1.0	µg/L	10.0		95.6		70-130	0.730	25	
Vinyl Chloride	12.5	2.0	µg/L	10.0		125		40-160	6.67	25	†
m+p Xylene	20.9	2.0	µg/L	20.0		104		70-130	0.288	25	
o-Xylene	10.3	1.0	µg/L	10.0		103		70-130	1.92	25	
Xylenes (total)	31.2		µg/L	30.0		104		0-200	0.448		
Surrogate: 1,2-Dichloroethane-d4	*25.8*		µg/L	25.0		103		70-130			
Surrogate: Toluene-d8	*24.3*		µg/L	25.0		97.2		70-130			
Surrogate: 4-Bromofluorobenzene	*24.5*		µg/L	25.0		98.0		70-130			
Matrix Spike (B305259-MS2)	**Source: 22D0442-01**			Prepared & Analyzed: 04/08/22							
Acetone	135	50	µg/L	100	ND	**135**	*	70-130			V-06, MS-15
Benzene	9.76	1.0	µg/L	10.0	ND	97.6		70-130			
Bromochloromethane	11.7	1.0	µg/L	10.0	ND	117		70-130			
Bromodichloromethane	10.8	0.50	µg/L	10.0	ND	108		70-130			
Bromoform	13.2	1.0	µg/L	10.0	ND	**132**	*	70-130			V-20, MS-22
Bromomethane	11.5	2.0	µg/L	10.0	ND	115		70-130			
2-Butanone (MEK)	133	20	µg/L	100	ND	**133**	*	70-130			V-06, MS-22
Carbon Disulfide	106	5.0	µg/L	100	ND	106		70-130			
Carbon Tetrachloride	10.8	5.0	µg/L	10.0	ND	108		70-130			
Chlorobenzene	10.5	1.0	µg/L	10.0	ND	105		70-130			
Chlorodibromomethane	10.9	0.50	µg/L	10.0	ND	109		70-130			
Chloroethane	11.3	2.0	µg/L	10.0	ND	113		70-130			
Chloroform	12.2	2.0	µg/L	10.0	2.09	101		70-130			
Chloromethane	10.3	2.0	µg/L	10.0	ND	103		70-130			
Cyclohexane	9.65	5.0	µg/L	10.0	ND	96.5		70-130			
1,2-Dibromo-3-chloropropane (DBCP)	12.0	5.0	µg/L	10.0	ND	120		70-130			V-20
1,2-Dibromoethane (EDB)	11.1	0.50	µg/L	10.0	ND	111		70-130			
1,2-Dichlorobenzene	10.2	1.0	µg/L	10.0	ND	102		70-130			
1,3-Dichlorobenzene	10.3	1.0	µg/L	10.0	ND	103		70-130			
1,4-Dichlorobenzene	10.3	1.0	µg/L	10.0	ND	103		70-130			
Dichlorodifluoromethane (Freon 12)	8.06	2.0	µg/L	10.0	ND	80.6		70-130			
1,1-Dichloroethane	10.4	1.0	µg/L	10.0	ND	104		70-130			
1,2-Dichloroethane	9.65	1.0	µg/L	10.0	ND	96.5		70-130			
1,1-Dichloroethylene	11.5	1.0	µg/L	10.0	ND	115		70-130			
cis-1,2-Dichloroethylene	10.2	1.0	µg/L	10.0	ND	102		70-130			
trans-1,2-Dichloroethylene	10.2	1.0	µg/L	10.0	ND	102		70-130			
1,2-Dichloropropane	10.8	1.0	µg/L	10.0	ND	108		70-130			
cis-1,3-Dichloropropene	9.33	0.50	µg/L	10.0	ND	93.3		70-130			
trans-1,3-Dichloropropene	9.24	0.50	µg/L	10.0	ND	92.4		70-130			
1,4-Dioxane	109	50	µg/L	100	ND	109		70-130			
Ethylbenzene	10.6	1.0	µg/L	10.0	ND	106		70-130			
2-Hexanone (MBK)	134	10	µg/L	100	ND	**134**	*	70-130			V-20, MS-22
Isopropylbenzene (Cumene)	10.6	1.0	µg/L	10.0	ND	106		70-130			

con-test®
A Pace Analytical® Laboratory

39 Spruce Street * East Longmeadow, MA 01028 * FAX 413/525-6405 * TEL. 413/525-2332

QUALITY CONTROL

Volatile Organic Compounds by GC/MS - Quality Control

Analyte	Result	Reporting Limit	Units	Spike Level	Source Result	%REC		%REC Limits	RPD	RPD Limit	Notes
Batch B305259 - SW-846 5030B											
Matrix Spike (B305259-MS2)	**Source: 22D0442-01**			Prepared & Analyzed: 04/08/22							
Methyl Acetate	13.3	1.0	µg/L	10.0	ND	**133**	*	70-130			L-02, MS-15, V-20
Methyl tert-Butyl Ether (MTBE)	9.60	1.0	µg/L	10.0	ND	96.0		70-130			
Methyl Cyclohexane	8.92	1.0	µg/L	10.0	ND	89.2		70-130			
Methylene Chloride	11.7	5.0	µg/L	10.0	ND	117		70-130			
4-Methyl-2-pentanone (MIBK)	131	10	µg/L	100	ND	**131**	*	70-130			V-20, MS-22
Styrene	10.6	1.0	µg/L	10.0	ND	106		70-130			
1,1,2,2-Tetrachloroethane	12.4	0.50	µg/L	10.0	ND	124		70-130			
Tetrachloroethylene	15.7	1.0	µg/L	10.0	5.32	103		70-130			
Toluene	10.2	1.0	µg/L	10.0	ND	102		70-130			
1,2,3-Trichlorobenzene	11.7	5.0	µg/L	10.0	ND	117		70-130			
1,2,4-Trichlorobenzene	10.1	1.0	µg/L	10.0	ND	101		70-130			
1,1,1-Trichloroethane	10.9	1.0	µg/L	10.0	ND	109		70-130			
1,1,2-Trichloroethane	10.9	1.0	µg/L	10.0	ND	109		70-130			
Trichloroethylene	10.5	1.0	µg/L	10.0	ND	105		70-130			
Trichlorofluoromethane (Freon 11)	10.6	2.0	µg/L	10.0	ND	106		70-130			
1,1,2-Trichloro-1,2,2-trifluoroethane (Freon 113)	9.30	1.0	µg/L	10.0	ND	93.0		70-130			
Vinyl Chloride	12.0	2.0	µg/L	10.0	ND	120		70-130			
m+p Xylene	21.0	2.0	µg/L	20.0	ND	105		70-130			
o-Xylene	10.5	1.0	µg/L	10.0	ND	105		70-130			
Xylenes (total)	31.6		µg/L	30.0	0.00	105		0-200			
Surrogate: 1,2-Dichloroethane-d4	*25.6*		µg/L	25.0		102		70-130			
Surrogate: Toluene-d8	*24.6*		µg/L	25.0		98.3		70-130			
Surrogate: 4-Bromofluorobenzene	*24.7*		µg/L	25.0		98.8		70-130			
Matrix Spike Dup (B305259-MSD2)	**Source: 22D0442-01**			Prepared & Analyzed: 04/08/22							
Acetone	131	50	µg/L	100	ND	**131**	*	70-130	2.88	30	V-06, MS-15
Benzene	10.0	1.0	µg/L	10.0	ND	100		70-130	2.53	30	
Bromochloromethane	12.0	1.0	µg/L	10.0	ND	120		70-130	2.95	30	
Bromodichloromethane	10.8	0.50	µg/L	10.0	ND	108		70-130	0.370	30	
Bromoform	12.7	1.0	µg/L	10.0	ND	127		70-130	4.40	30	V-20
Bromomethane	12.1	2.0	µg/L	10.0	ND	121		70-130	5.43	30	
2-Butanone (MEK)	118	20	µg/L	100	ND	118		70-130	12.0	30	V-06
Carbon Disulfide	111	5.0	µg/L	100	ND	111		70-130	4.42	30	
Carbon Tetrachloride	11.1	5.0	µg/L	10.0	ND	111		70-130	2.55	30	
Chlorobenzene	10.8	1.0	µg/L	10.0	ND	108		70-130	2.72	30	
Chlorodibromomethane	10.9	0.50	µg/L	10.0	ND	109		70-130	0.184	30	
Chloroethane	11.8	2.0	µg/L	10.0	ND	118		70-130	4.76	30	
Chloroform	12.6	2.0	µg/L	10.0	2.09	105		70-130	3.47	30	
Chloromethane	12.7	2.0	µg/L	10.0	ND	127		70-130	20.8	30	
Cyclohexane	9.84	5.0	µg/L	10.0	ND	98.4		70-130	1.95	30	
1,2-Dibromo-3-chloropropane (DBCP)	13.0	5.0	µg/L	10.0	ND	130		70-130	8.23	30	V-20
1,2-Dibromoethane (EDB)	11.0	0.50	µg/L	10.0	ND	110		70-130	0.542	30	
1,2-Dichlorobenzene	10.4	1.0	µg/L	10.0	ND	104		70-130	1.55	30	
1,3-Dichlorobenzene	10.4	1.0	µg/L	10.0	ND	104		70-130	0.868	30	
1,4-Dichlorobenzene	10.6	1.0	µg/L	10.0	ND	106		70-130	3.16	30	
Dichlorodifluoromethane (Freon 12)	8.29	2.0	µg/L	10.0	ND	82.9		70-130	2.81	30	
1,1-Dichloroethane	10.9	1.0	µg/L	10.0	ND	109		70-130	4.71	30	
1,2-Dichloroethane	9.58	1.0	µg/L	10.0	ND	95.8		70-130	0.728	30	
1,1-Dichloroethylene	11.8	1.0	µg/L	10.0	ND	118		70-130	3.18	30	
cis-1,2-Dichloroethylene	10.6	1.0	µg/L	10.0	ND	106		70-130	3.85	30	
trans-1,2-Dichloroethylene	10.2	1.0	µg/L	10.0	ND	102		70-130	0.294	30	

con-test® A Pace Analytical® Laboratory

39 Spruce Street * East Longmeadow, MA 01028 * FAX 413/525-6405 * TEL. 413/525-2332

QUALITY CONTROL

Volatile Organic Compounds by GC/MS - Quality Control

Analyte	Result	Reporting Limit	Units	Spike Level	Source Result	%REC		%REC Limits	RPD	RPD Limit	Notes
Batch B305259 - SW-846 5030B											
Matrix Spike Dup (B305259-MSD2)	**Source: 22D0442-01**			Prepared & Analyzed: 04/08/22							
1,2-Dichloropropane	11.0	1.0	µg/L	10.0	ND	110		70-130	1.93	30	
cis-1,3-Dichloropropene	9.42	0.50	µg/L	10.0	ND	94.2		70-130	0.960	30	
trans-1,3-Dichloropropene	9.35	0.50	µg/L	10.0	ND	93.5		70-130	1.18	30	
1,4-Dioxane	102	50	µg/L	100	ND	102		70-130	7.09	30	
Ethylbenzene	11.1	1.0	µg/L	10.0	ND	111		70-130	3.96	30	
2-Hexanone (MBK)	125	10	µg/L	100	ND	125		70-130	7.14	30	V-20
Isopropylbenzene (Cumene)	10.6	1.0	µg/L	10.0	ND	106		70-130	0.00	30	
Methyl Acetate	13.5	1.0	µg/L	10.0	ND	**135**	*	70-130	1.72	30	L-02, MS-15, V-20
Methyl tert-Butyl Ether (MTBE)	9.56	1.0	µg/L	10.0	ND	95.6		70-130	0.418	30	
Methyl Cyclohexane	9.02	1.0	µg/L	10.0	ND	90.2		70-130	1.11	30	
Methylene Chloride	12.1	5.0	µg/L	10.0	ND	121		70-130	3.52	30	
4-Methyl-2-pentanone (MIBK)	125	10	µg/L	100	ND	125		70-130	4.87	30	V-20
Styrene	10.6	1.0	µg/L	10.0	ND	106		70-130	0.282	30	
1,1,2,2-Tetrachloroethane	12.3	0.50	µg/L	10.0	ND	123		70-130	1.14	30	
Tetrachloroethylene	16.1	1.0	µg/L	10.0	5.32	107		70-130	2.52	30	
Toluene	10.5	1.0	µg/L	10.0	ND	105		70-130	3.20	30	
1,2,3-Trichlorobenzene	12.5	5.0	µg/L	10.0	ND	125		70-130	6.76	30	
1,2,4-Trichlorobenzene	10.9	1.0	µg/L	10.0	ND	109		70-130	7.41	30	
1,1,1-Trichloroethane	11.4	1.0	µg/L	10.0	ND	114		70-130	4.40	30	
1,1,2-Trichloroethane	11.0	1.0	µg/L	10.0	ND	110		70-130	0.548	30	
Trichloroethylene	10.8	1.0	µg/L	10.0	ND	108		70-130	3.66	30	
Trichlorofluoromethane (Freon 11)	10.8	2.0	µg/L	10.0	ND	108		70-130	1.87	30	
1,1,2-Trichloro-1,2,2-trifluoroethane (Freon 113)	9.53	1.0	µg/L	10.0	ND	95.3		70-130	2.44	30	
Vinyl Chloride	12.8	2.0	µg/L	10.0	ND	128		70-130	6.39	30	
m+p Xylene	21.4	2.0	µg/L	20.0	ND	107		70-130	2.03	20	
o-Xylene	10.7	1.0	µg/L	10.0	ND	107		70-130	1.32	30	
Xylenes (total)	32.1		µg/L	30.0	0.00	107		0-200	1.79		
Surrogate: 1,2-Dichloroethane-d4	*25.4*		µg/L	25.0		102		70-130			
Surrogate: Toluene-d8	*24.6*		µg/L	25.0		98.4		70-130			
Surrogate: 4-Bromofluorobenzene	*24.5*		µg/L	25.0		98.1		70-130			

39 Spruce Street * East Longmeadow, MA 01028 * FAX 413/525-6405 * TEL. 413/525-2332

FLAG/QUALIFIER SUMMARY

*	QC result is outside of established limits.
†	Wide recovery limits established for difficult compound.
‡	Wide RPD limits established for difficult compound.
#	Data exceeded client recommended or regulatory level
ND	Not Detected
RL	Reporting Limit is at the level of quantitation (LOQ)
DL	Detection Limit is the lower limit of detection determined by the MDL study
MCL	Maximum Contaminant Level
	Percent recoveries and relative percent differences (RPDs) are determined by the software using values in the calculation which have not been rounded.
	No results have been blank subtracted unless specified in the case narrative section.
J	Detected but below the Reporting Limit (lowest calibration standard); therefore, result is an estimated concentration (CLP J-Flag).
L-02	Laboratory fortified blank/laboratory control sample recovery and duplicate recoveries outside of control limits. Data validation is not affected since all results are "not detected" for associated samples in this batch and bias is on the high side.
L-07	Either laboratory fortified blank/laboratory control sample or duplicate recovery is outside of control limits, but the other is within limits. RPD between the two LFB/LCS results is within method specified criteria.
MS-15	Matrix spike and matrix spike duplicate recoveries are outside of control limits. Data validation is not affected since results for this compound in this sample are "not detected", and recovery bias is on the high side.
MS-22	Either matrix spike or MS duplicate is outside of control limits, but the other is within limits. RPD between the two MS/MSD results is within method specified criteria.
RL-11	Elevated reporting limit due to high concentration of target compounds.
V-06	Continuing calibration verification (CCV) did not meet method specifications and was biased on the high side for this compound.
V-20	Continuing calibration verification (CCV) did not meet method specifications and was biased on the high side. Data validation is not affected since sample result was "not detected" for this compound.

con-test®
A Pace Analytical® Laboratory

39 Spruce Street * East Longmeadow, MA 01028 * FAX 413/525-6405 * TEL. 413/525-2332

CERTIFICATIONS

Certified Analyses included in this Report

Analyte	Certifications
SW-846 8260D in Water	
Acetone	CT,ME,NH,VA,NY
Benzene	CT,ME,NH,VA,NY
Bromochloromethane	ME,NH,VA,NY
Bromodichloromethane	CT,ME,NH,VA,NY
Bromoform	CT,ME,NH,VA,NY
Bromomethane	CT,ME,NH,VA,NY
2-Butanone (MEK)	CT,ME,NH,VA,NY
Carbon Disulfide	CT,ME,NH,VA,NY
Carbon Tetrachloride	CT,ME,NH,VA,NY
Chlorobenzene	CT,ME,NH,VA,NY
Chlorodibromomethane	CT,ME,NH,VA,NY
Chloroethane	CT,ME,NH,VA,NY
Chloroform	CT,ME,NH,VA,NY
Chloromethane	CT,ME,NH,VA,NY
Cyclohexane	ME,NY
1,2-Dibromo-3-chloropropane (DBCP)	ME,NY
1,2-Dibromoethane (EDB)	ME,NY
1,2-Dichlorobenzene	CT,ME,NH,VA,NY
1,3-Dichlorobenzene	CT,ME,NH,VA,NY
1,4-Dichlorobenzene	CT,ME,NH,VA,NY
Dichlorodifluoromethane (Freon 12)	ME,NH,VA,NY
1,1-Dichloroethane	CT,ME,NH,VA,NY
1,2-Dichloroethane	CT,ME,NH,VA,NY
1,1-Dichloroethylene	CT,ME,NH,VA,NY
cis-1,2-Dichloroethylene	ME,NY
trans-1,2-Dichloroethylene	CT,ME,NH,VA,NY
1,2-Dichloropropane	CT,ME,NH,VA,NY
cis-1,3-Dichloropropene	CT,ME,NH,VA,NY
trans-1,3-Dichloropropene	CT,ME,NH,VA,NY
1,4-Dioxane	ME,NY
Ethylbenzene	CT,ME,NH,VA,NY
2-Hexanone (MBK)	CT,ME,NH,VA,NY
Isopropylbenzene (Cumene)	ME,VA,NY
Methyl Acetate	ME,NY
Methyl tert-Butyl Ether (MTBE)	CT,ME,NH,VA,NY
Methyl Cyclohexane	NY
Methylene Chloride	CT,ME,NH,VA,NY
4-Methyl-2-pentanone (MIBK)	CT,ME,NH,VA,NY
Styrene	CT,ME,NH,VA,NY
1,1,2,2-Tetrachloroethane	CT,ME,NH,VA,NY
Tetrachloroethylene	CT,ME,NH,VA,NY
Toluene	CT,ME,NH,VA,NY
1,2,3-Trichlorobenzene	ME,NH,VA,NY
1,2,4-Trichlorobenzene	CT,ME,NH,VA,NY
1,1,1-Trichloroethane	CT,ME,NH,VA,NY
1,1,2-Trichloroethane	CT,ME,NH,VA,NY
Trichloroethylene	CT,ME,NH,VA,NY

con-test®
A Pace Analytical® Laboratory

39 Spruce Street * East Longmeadow, MA 01028 * FAX 413/525-6405 * TEL. 413/525-2332

CERTIFICATIONS

Certified Analyses included in this Report

Analyte	Certifications
SW-846 8260D in Water	
Trichlorofluoromethane (Freon 11)	CT,ME,NH,VA,NY
1,1,2-Trichloro-1,2,2-trifluoroethane (Freon 113)	VA,NY
Vinyl Chloride	CT,ME,NH,VA,NY
Xylenes (total)	ME,NY

Con-Test, a Pace Environmental Laboratory, operates under the following certifications and accreditations:

Code	Description	Number	Expires
AIHA	AIHA-LAP, LLC - ISO17025:2017	100033	03/1/2024
MA	Massachusetts DEP	M-MA100	06/30/2022
CT	Connecticut Department of Publilc Health	PH-0165	12/31/2022
NY	New York State Department of Health	10899 NELAP	04/1/2023
NH-S	New Hampshire Environmental Lab	2516 NELAP	02/5/2023
RI	Rhode Island Department of Health	LAO00373	12/30/2022
NC	North Carolina Div. of Water Quality	652	12/31/2022
NJ	New Jersey DEP	MA007 NELAP	06/30/2022
FL	Florida Department of Health	E871027 NELAP	06/30/2022
VT	Vermont Department of Health Lead Laboratory	LL720741	07/30/2022
ME	State of Maine	MA00100	06/9/2023
VA	Commonwealth of Virginia	460217	12/14/2022
NH-P	New Hampshire Environmental Lab	2557 NELAP	09/6/2022
VT-DW	Vermont Department of Health Drinking Water	VT-255716	06/12/2022
NC-DW	North Carolina Department of Health	25703	07/31/2022
PA	Commonwealth of Pennsylvania DEP	68-05812	06/30/2022
MI	Dept. of Env, Great Lakes, and Energy	9100	09/6/2022

22D0442

http://www.contestlabs.com Doc # 380 Rev 1_03242017

con-test ANALYTICAL LABORATORY

Phone: 413-525-2332
Fax: 413-525-6405
Email: info@contestlabs.com

CHAIN OF CUSTODY RECORD (New York)

39 Spruce Street
East Longmeadow, MA 01028

Page 1 of 1

Company Name: GES
Address: 415 Lawrence Bell Drive, Suite 6
Phone: 800.287.7857
Project Name: NYSDEC/Buffalo/NY/Franklin Street
Project Location: 250 Franklin St., Buffalo, NY
Project Number: GES-0901718
Project Manager: NYSDEC PM: Meghan Kucza
Con-Test Quote Name/Number:
Invoice Recipient:
Sampled By: Barbara Delaney

Requested Turnaround Time
7-Day ☐ 10-Day ☐
Due Date: 14 Day TA

Rush-Approval Required
1-Day ☐ 3-Day ☐
2-Day ☐ 4-Day ☐

Data Delivery
Format: PDF ☐ EXCEL ☐
Other:
CLP Like Data Pkg Required: ☐
Email To:
Fax To #:

ANALYSIS REQUESTED

Con-Test Work Order#	Client Sample ID / Description	~~Beginning Date/Time~~	~~Ending Date/~~Time	Composite	Grab	[1]Matrix Code	Conc Code	TCL VOCs via Method 8260	MS/MSD									# of Containers
								10	4									[2] Preservation Code
								H	H									[3] Container Code
								V	V									
1	MW-27S	4/6/22	0920			GW		X	X									
2	DUP	4/6/22	0920			GW		X										
3	MW-26S	4/6/22	1040			GW		X										
4	MW-25S	4/6/22	1320			GW		X										
5	MW-23D	4/6/22	1455			GW		X										

Dissolved Metals Samples
☐ Field Filtered
☐ Lab to Filter

Orthophosphate Samples
☐ Field Filtered
☐ Lab to Filter

[1] **Matrix Codes:**
GW = Ground Water
WW = Waste Water
DW = Drinking Water
A = Air
S = Soil
SL = Sludge
SOL = Solid
O = Other (please define)

[2] Preservation Codes:
I = Iced
H = HCL
M = Methanol
N = Nitric Acid
S = Sulfuric Acid
B = Sodium Bisulfate
X = Sodium Hydroxide
T = Sodium Thiosulfate
O = Other (please define)

[3] Container Codes:
A = Amber Glass
G = Glass
P = Plastic
ST = Sterile
V = Vial
S = Summa Canister
T = Tedlar Bag
O = Other (please define)

Comments: NYSDEC Site No. C915208A *
GES Project Manager: Thomas Palmer email: tpalmer@gesonline.com
Callout ID: 144192 *

Please use the following codes to indicate possible sample concentration within the Conc Code column above:
H - High; M - Medium; L - Low; C - Clean; U - Unknown

Relinquished by: (signature)	Date/Time:
Barbara Delaney	4/6/22 1645
Received by: (signature) [signature] 2.8 CS	Date/Time: 4/7/22 941
Relinquished by: (signature)	Date/Time:
eived by: (signature)	Date/Time:
inquished by: (signature)	Date/Time:
eived by: (signature)	Date/Time:

Program & Regulatory Information
☐ AWQ STDS ☐ NY TOGS
☐ NYC Sewer Discharge ☐ NY CP-51
☐ Part 360 GW (Landfill)
☐ NY Restricted Use
☐ NY Unrestricted Use
☐ NY Part 375
Other:

Deliverables
☐ Enhanced Data Package
☒ NYSDEC EQuIS EDD
☒ EQuIS (Standard) EDD
☐ NY Regulatory EDD
☐ NY Regs Hits-Only EDD
Other: NYASP Catergory B X
NELAC and AIHA-LAP, LLC Accredited

Project Entity
☐ Government ☐ Municipality ☐ MWRA ☐ WRTA
☐ Federal ☐ 21 J ☐ School
☐ City ☐ Brownfield ☐ MBTA

Other
☐ Chromatogram
☐ AIHA-LAP,LLC

PCB ONLY
☐ Soxhlet
☐ Non Soxhlet

Table of Contents

FedEx® Tracking

872871857198

ADD NICKNAME

Delivered
Thursday, 4/7/2022 at 9:41 am

DELIVERED

Signed for by: L.RIOS



GET STATUS UPDATES

OBTAIN PROOF OF DELIVERY

FROM

GES

T PALMER

415 LAWRENCE BELL DR STE 6
WIL, US 14221

TO

CONTEST PACE LAB SAMPLE RECEIV

US
MA US 01028

MANAGE DELIVERY

Travel History

TIME ZONE
Local Scan Time

Thursday, April 7, 2022

9:41 AM	MA	Delivered
7:22 AM	WINDSOR LOCKS, CT	On FedEx vehicle for delivery
7:14 AM	WINDSOR LOCKS, CT	At local FedEx facility
2:53 AM	NEWARK, NJ	Departed FedEx hub

I Have Not Confirmed Sample Container Numbers With Lab Staff Before Relinquishing Over Samples_____

con-test® ANALYTICAL LABORATORY

Doc# 277 Rev 5 2017

Login Sample Receipt Checklist - (Rejection Criteria Listing - Using Acceptance Policy) Any False Statement will be brought to the attention of the Client - State True or False

Client GES

Received By LA Date 4/7/22 Time 941

How were the samples received? In Cooler T No Cooler _____ On Ice T No Ice _____

Direct from Sampling F Ambient _____ Melted Ice _____

By Gun # 5 Actual Temp - 2.8

Were samples within Temperature? 2-6°C T By Blank # _____ Actual Temp - _____

Was Custody Seal Intact? T Were Samples Tampered with? F

Was COC Relinquished ? T Does Chain Agree With Samples? T

Are there broken/leaking/loose caps on any samples? F

Is COC in ink/ Legible? T Were samples received within holding time? T

Did COC include all pertinent Information? Client T Analysis T Sampler Name T

Project T ID's T Collection Dates/Times T

Are Sample labels filled out and legible? T

Are there Lab to Filters? F Who was notified? _____

Are there Rushes? F Who was notified? _____

Are there Short Holds? F Who was notified? _____

Is there enough Volume? T

Is there Headspace where applicable? N/A MS/MSD? T

Proper Media/Containers Used? T Is splitting samples required? F

Were trip blanks received? N/A T On COC? F

Do all samples have the proper pH? Acid _____ Base _____

Via'	#	Containers:	#		#		#
Unp-		1 Liter Amb.		1 Liter Plastic		16 oz Amb.	
HCL-	16	500 mL Amb.		500 mL Plastic		8oz Amb/Clear	
Meoh-		250 mL Amb.		250 mL Plastic		4oz Amb/Clear	
Bisulfate-		Flashpoint		Col./Bacteria		2oz Amb/Clear	
DI-		Other Glass		Other Plastic		Encore	
Thiosulfate-		SOC Kit		Plastic Bag		Frozen:	
Sulfuric-		Perchlorate		Ziplock			

Unused Media

Vials	#	Containers:	#		#		#
Unp-		1 Liter Amb.		1 Liter Plastic		16 oz Amb.	
HCL-		500 mL Amb.		500 mL Plastic		8oz Amb/Clear	
Meoh-		250 mL Amb.		250 mL Plastic		4oz Amb/Clear	
Bisulfate-		Col./Bacteria		Flashpoint		2oz Amb/Clear	
DI-		Other Plastic		Other Glass		Encore	
Thiosulfate-		SOC Kit		Plastic Bag		Frozen:	
Sulfuric-		Perchlorate		Ziplock			

Comments:

APPENDIX E

GROUNDWATER MONITORING TREND CHARTS

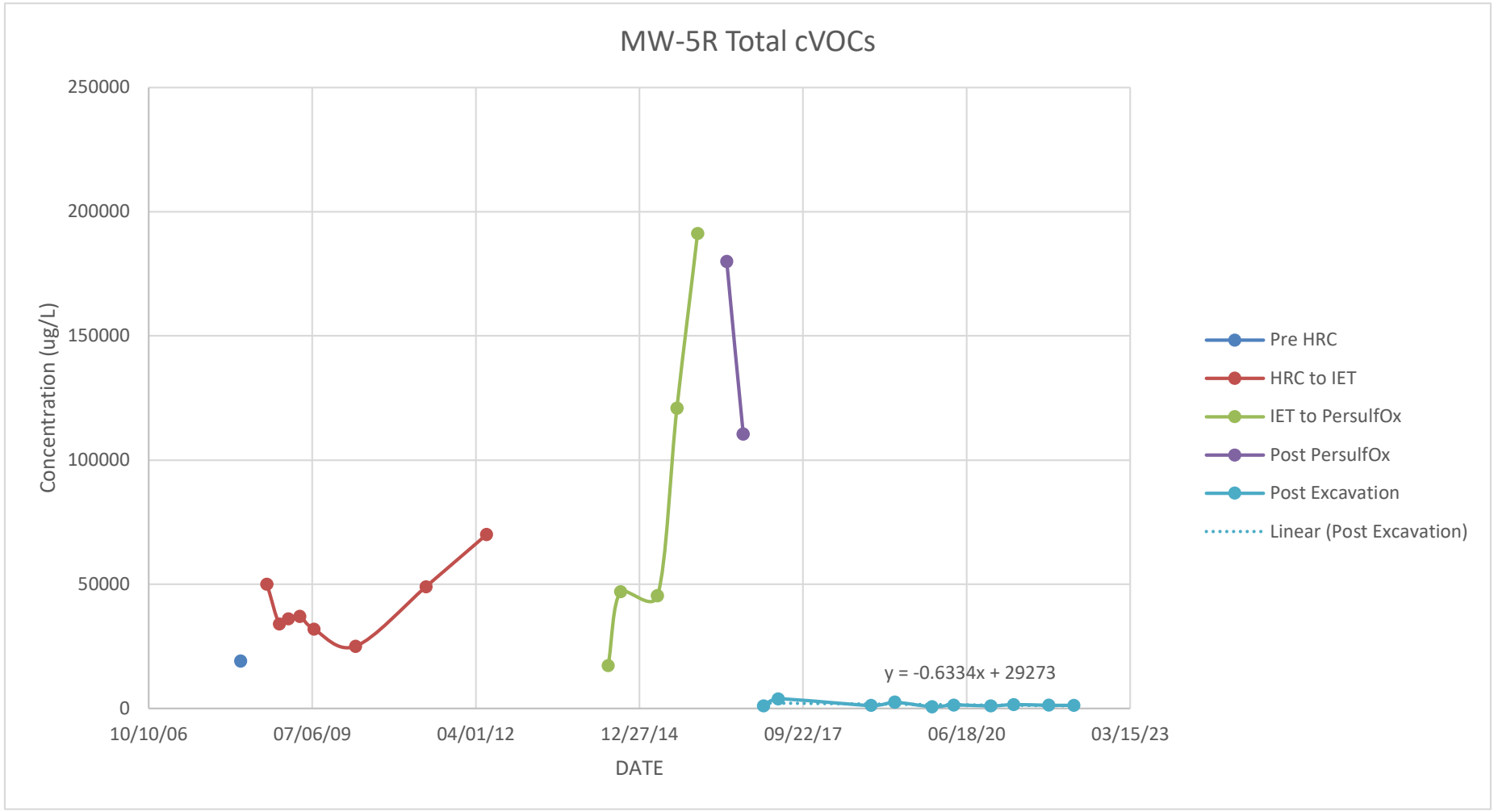
MW-5R Total cVOCs
250000
200000
150000
100000
50000
0
Concentration (ug/L)
10/10/06
07/06/09
04/01/12
12/27/14
09/22/17
06/18/20
03/15/23
DATE
y = -0.6334x + 29273
Pre HRC
HRC to IET
IET to PersulfOx
Post PersulfOx
Post Excavation
Linear (Post Excavation)

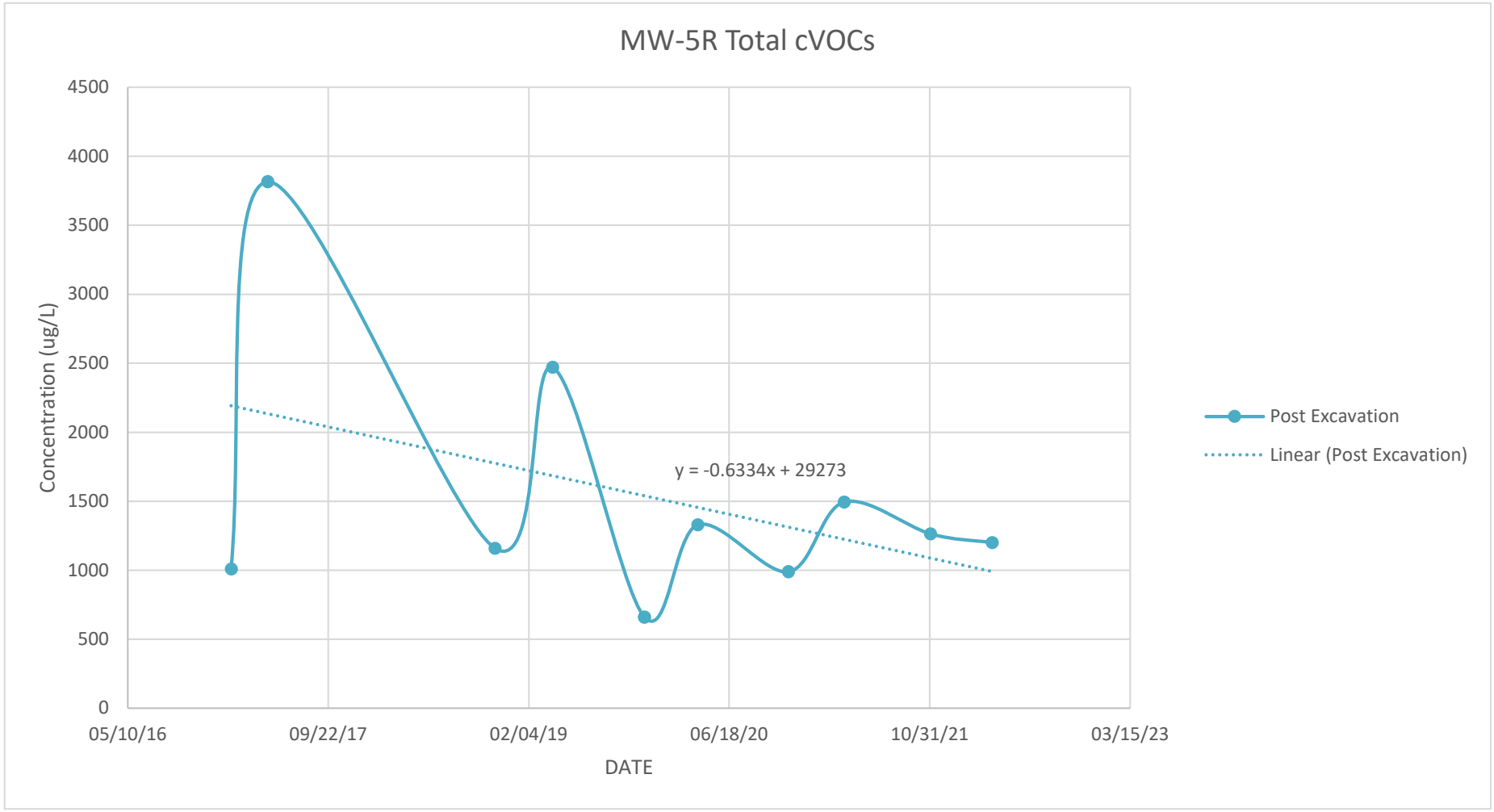
MW-5R Total cVOCs
Concentration (ug/L)
4500
4000
3500
3000
2500
2000
1500
1000
500
0
05/10/16
09/22/17
02/04/19
06/18/20
10/31/21
03/15/23
DATE
y = -0.6334x + 29273
Post Excavation
Linear (Post Excavation)

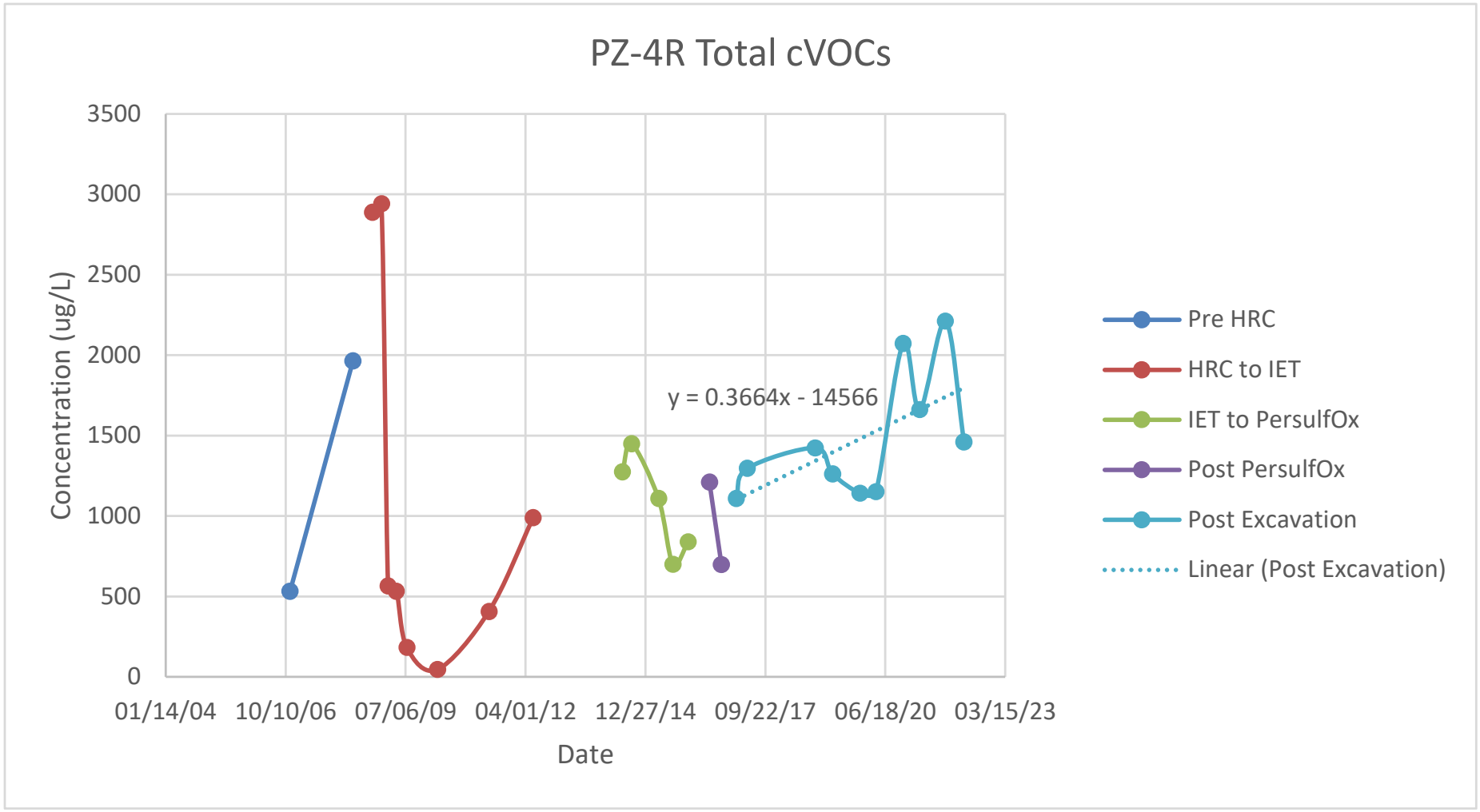
PZ-4R Total cVOCs
Concentration (ug/L)
3500
3000
2500
2000
1500
1000
500
0
01/14/04
10/10/06
07/06/09
04/01/12
12/27/14
09/22/17
06/18/20
03/15/23
Date
y = 0.3664x - 14566
Pre HRC
HRC to IET
IET to PersulfOx
Post PersulfOx
Post Excavation
Linear (Post Excavation)

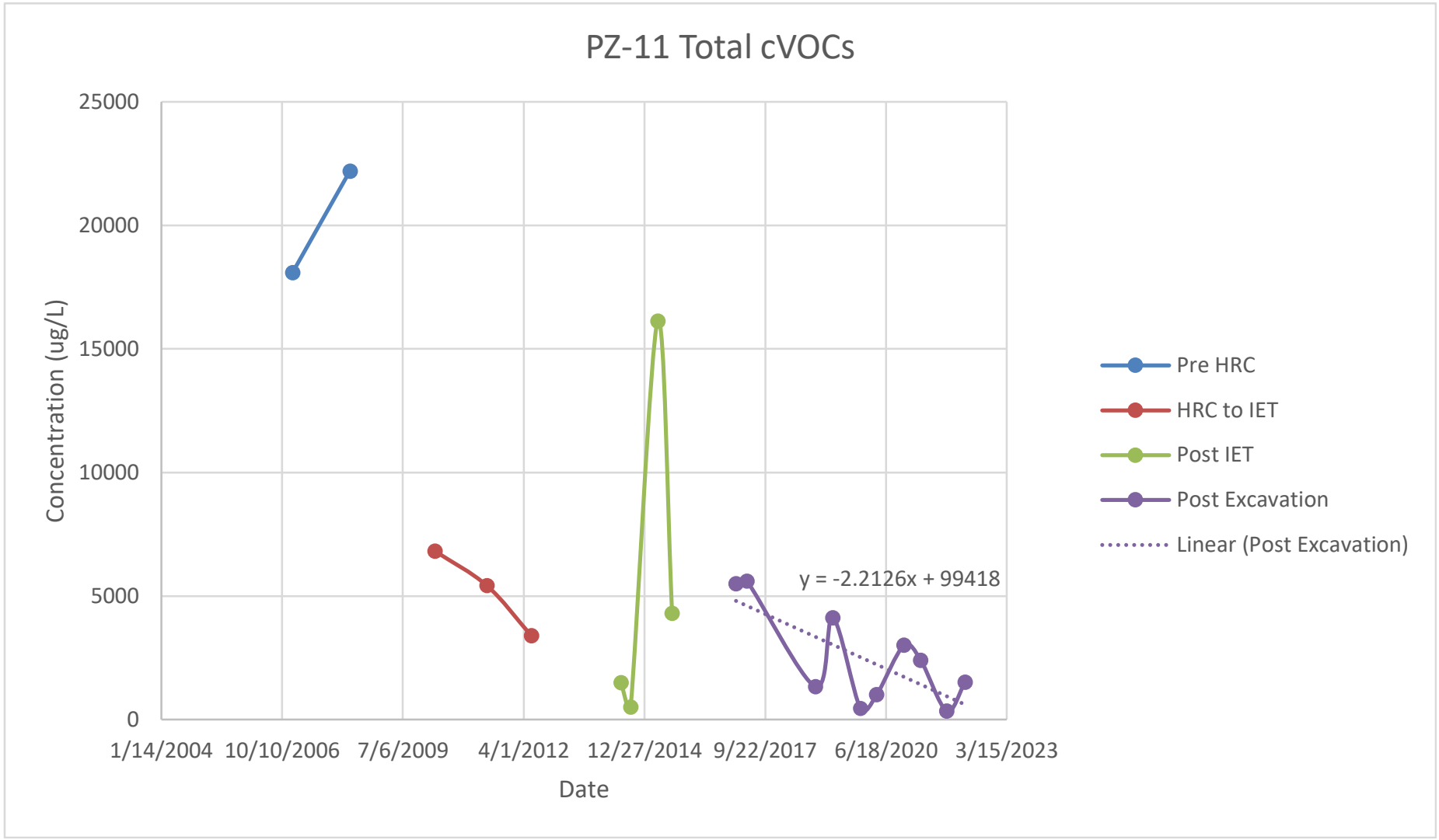
PZ-11 Total cVOCs
25000
20000
15000
10000
5000
0
Concentration (ug/L)
1/14/2004
10/10/2006
7/6/2009
4/1/2012
12/27/2014
9/22/2017
6/18/2020
3/15/2023
Date
y = -2.2126x + 99418
Pre HRC
HRC to IET
Post IET
Post Excavation
Linear (Post Excavation)

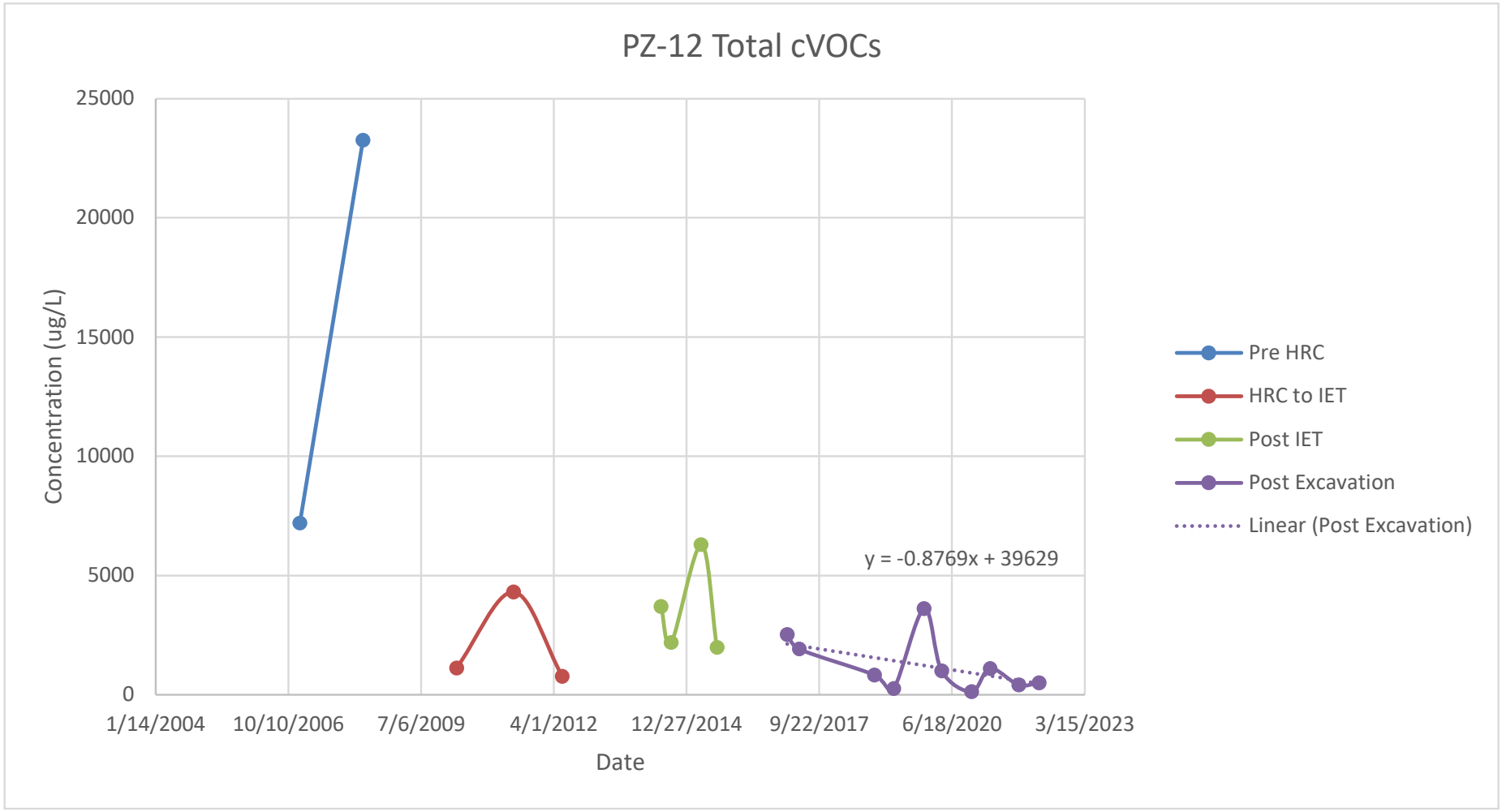
PZ-12 Total cVOCs
25000
20000
15000
10000
5000
0
Concentration (ug/L)
1/14/2004
10/10/2006
7/6/2009
4/1/2012
12/27/2014
9/22/2017
6/18/2020
3/15/2023
Date
y = -0.8769x + 39629
Pre HRC
HRC to IET
Post IET
Post Excavation
Linear (Post Excavation)

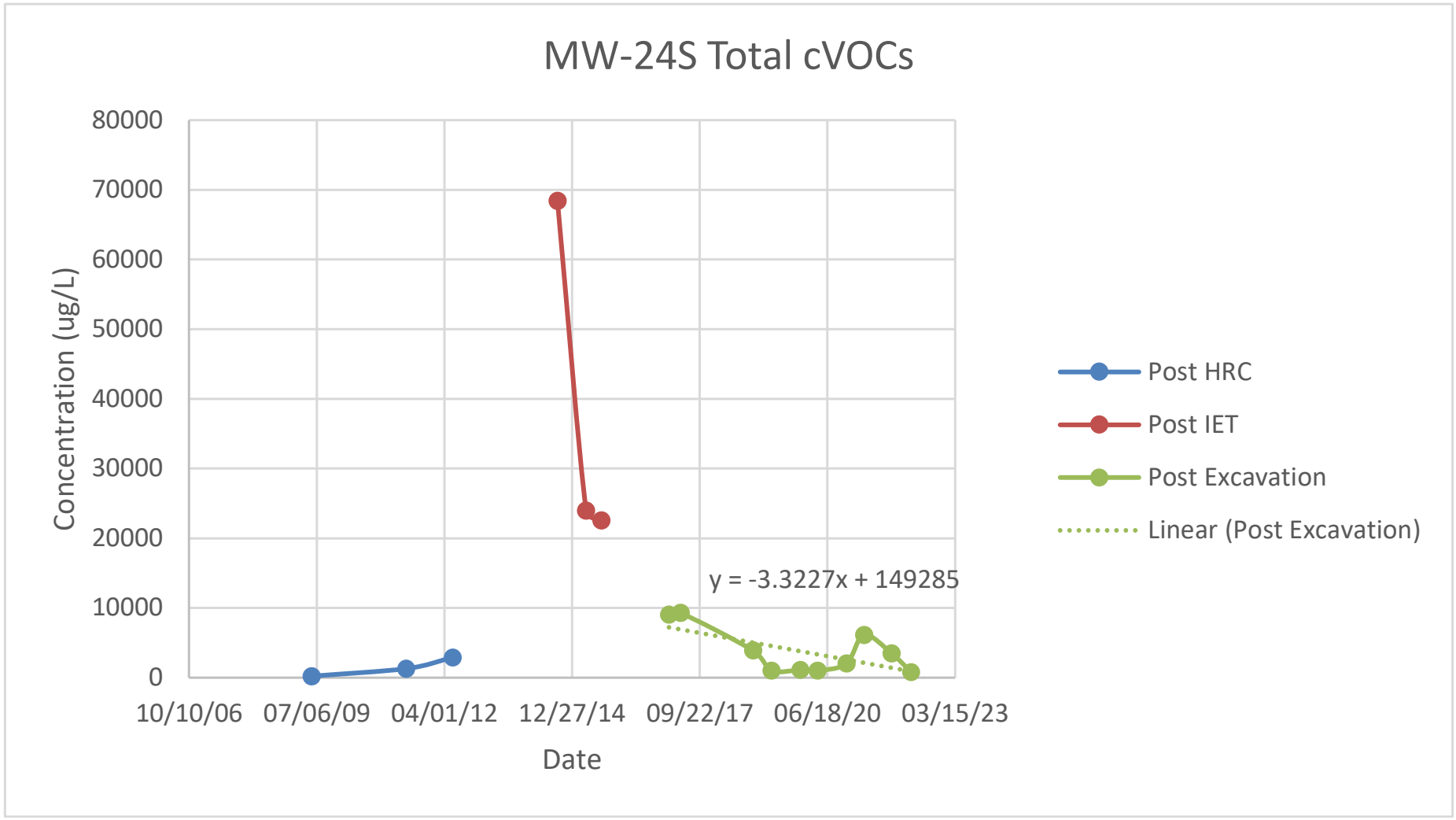
MW-24S Total cVOCs
Concentration (ug/L)
80000
70000
60000
50000
40000
30000
20000
10000
0
10/10/06
07/06/09
04/01/12
12/27/14
09/22/17
06/18/20
03/15/23
Date
y = -3.3227x + 149285
Post HRC
Post IET
Post Excavation
Linear (Post Excavation)

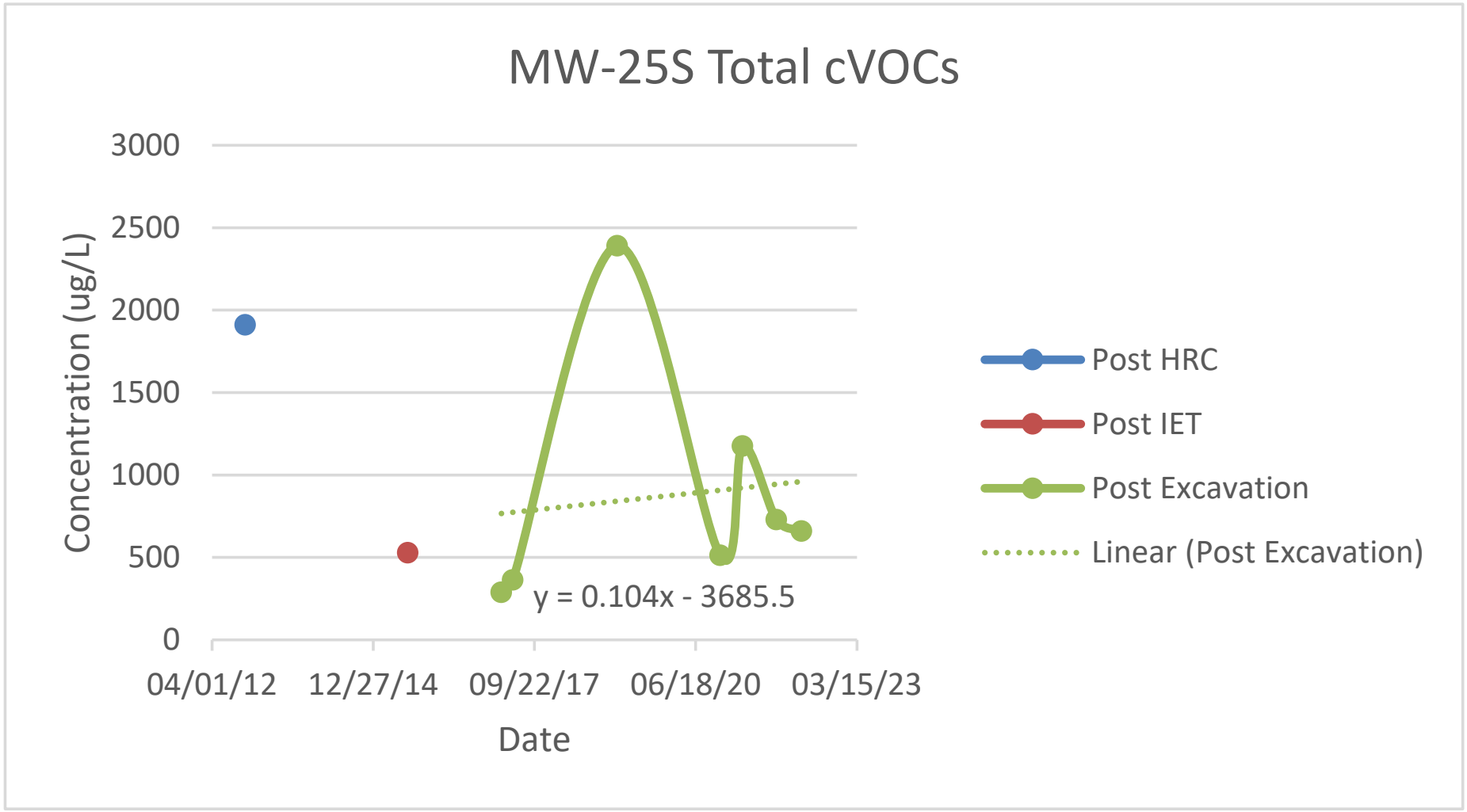
MW-25S Total cVOCs
Concentration (ug/L)
3000
2500
2000
1500
1000
500
0
04/01/12
12/27/14
09/22/17
06/18/20
03/15/23
Date
y = 0.104x - 3685.5
Post HRC
Post IET
Post Excavation
Linear (Post Excavation)

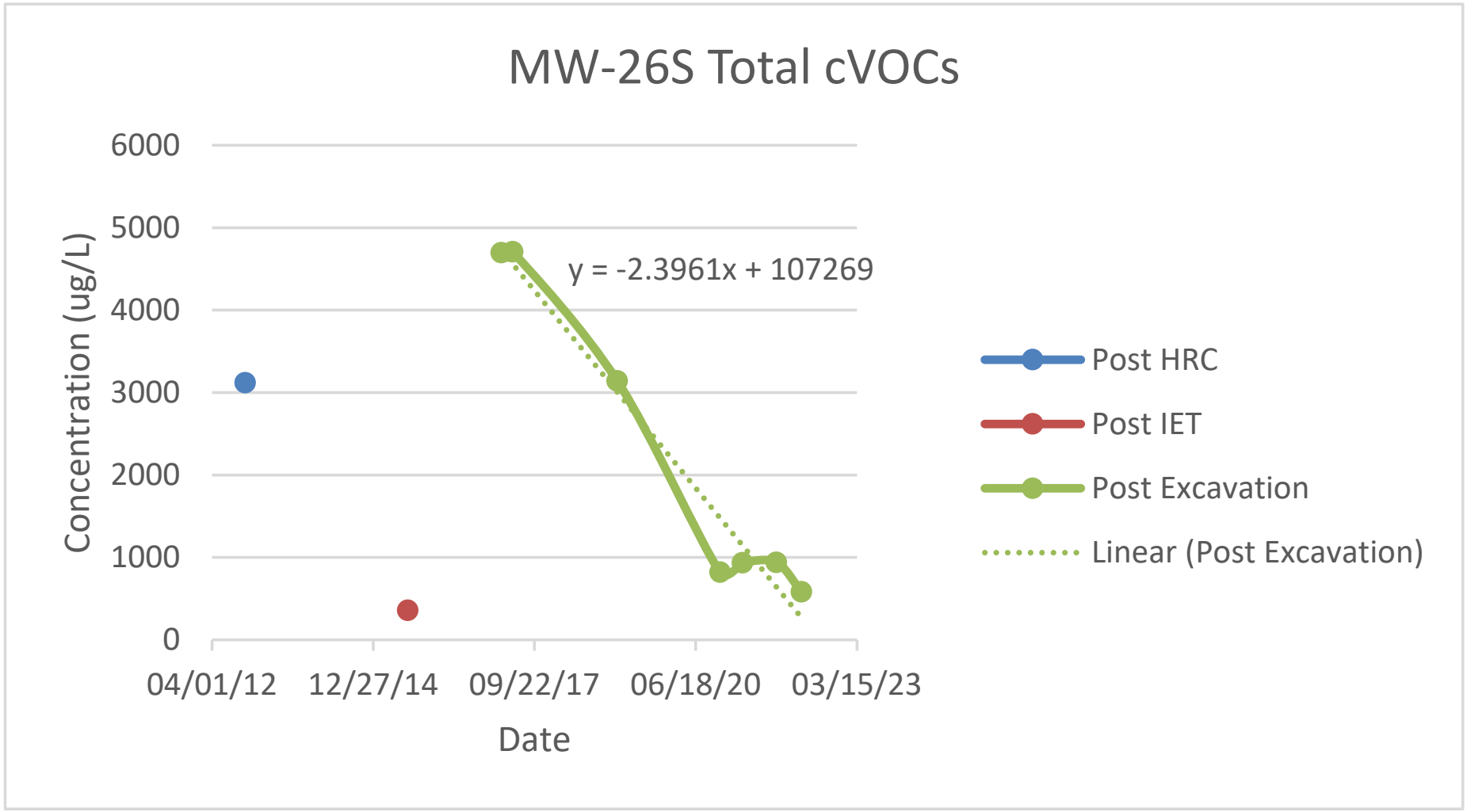
MW-26S Total cVOCs
6000
5000
4000
3000
2000
1000
0
Concentration (ug/L)
y = -2.3961x + 107269
04/01/12
12/27/14
09/22/17
06/18/20
03/15/23
Date
Post HRC
Post IET
Post Excavation
Linear (Post Excavation)

APPENDIX F

DATA USABILITY SUMMARY REPORTS

Data Validation Services

120 Cobble Creek Road P. O. Box 208
North Creek, NY 12853
Phone (518) 251-4429
harry@frontiernet.net

May 1, 2022

Charlotte Clark
Benchmark Civil/Environmental Engineering and Geology, PLLC
2558 Hamburg Turnpike Suite 300
Buffalo, NY 14218

RE: Validation of 275 Franklin Street Analytical Data
Data Usability Summary Report (DUSR)
Alpha Analytical SDG No. L2160162 and L2217568

Dear Ms. Clark:

Review has been completed for the data packages generated by Alpha Analytical that pertain to samples collected 11/02/21 and 04/05/22 at the 275 Franklin Steet. In each of two events, eleven aqueous samples, a field duplicate, and a trip blank were processed for TCL and 6 NYCRR Part 375 CP-51 volatiles by USEPA Method 8260D.

The data packages submitted by the laboratory contain full deliverables for validation, and this usability report is generated from review of the QC summary form information, with full review of sample raw data and limited review of associated QC raw data. The reported QC summary forms and sample raw data have been reviewed for application of validation qualifiers, with guidance from the USEPA national and regional validation documents and the specific requirements of the analytical methodology. The following items were reviewed:

* Data Completeness
* Case Narrative
* Custody Documentation
* Holding Times
* Surrogate/Internal Standard Recoveries
* Matrix Spike Recoveries/Duplicate Correlations
* Blind Field Duplicate Correlations
* Method/Preparation Blanks
* Laboratory Control Sample (LCS)
* Instrumental Tunes

* Initial and Continuing Calibration Standards
* Method Compliance
* Sample Result Verification

Those items listed above which show deficiencies are discussed within the text of this narrative. All of the other items were determined to be acceptable for the DUSR level review, as discussed in NYS DER-10 Appendix B Section 2.0 (c). Documentation of the outlying parameters cited in this report can be found in the laboratory data package.

In summary, the results for the samples are usable either as reported or with minor qualification, with the exception that the results for 1,4-dioxane are rejected and not usable due to limitations of the methodology.

Data completeness, accuracy, precision, representativeness, reproducibility, and comparability are acceptable.

Validation data qualifier definitions and client sample identifications are attached to this text. Also included in this report are the laboratory EDDs with recommended qualifiers/edits applied in red.

Chain-of- Custody

The custody forms for samples collected in April did not include the date and time on the initial relinquish entries. That date/time is implied by the other entries on the forms.

Blind Field Duplicates

The blind field duplicate correlations for MW-5R (November) and MW-24D (April) are within validation guidelines.

TCL and CP-51 Volatile Analyses by EPA 8260D

The results for 1,4-dioxane in the samples are rejected due to low response inherent in the methodology. Other calibration standards show responses within validation action levels, with the exception of that for bromoform (21%D) in that associated with PW-4R (November). The result for that compound in that sample is qualified as estimated, with a low bias.

Holding times were met. Surrogate and internal standard recoveries are within validation guidelines, and blanks show no contamination.

Matrix spike evaluations of MW-24S in each event show recoveries and correlations, with the exception of those for Freon 113 and methyl cyclohexane in MW-24S (April), both of which showed low recoveries (62% and 64%) in the matrix spikes and elevated duplicate correlations (28%RPD and 32%RPD). The results for those two compounds in that parent sample have been qualified as estimated in value.

Please do not hesitate to contact me if questions or comments arise during your review of this report.

Very truly yours,

Judy Harry

Attachments: Validation Data Qualifier Definitions
Sample Identifications
Qualified Laboratory EQuIS EDDs

VALIDATION DATA QUALIFIER DEFINITIONS

U	The analyte was analyzed for, but was not detected above the level of the associated reported quantitation limit.
J	The analyte was positively identified; the associated numerical value is an approximate concentration of the analyte in the sample.
J-	The analyte was positively identified; the associated numerical value is an estimated quantity that may be biased low.
J+	The analyte was positively identified; the associated numerical value is an estimated quantity that may be biased high.
UJ	The analyte was analyzed for, but was not detected. The associated reported quantitation limit is approximate and may be inaccurate or imprecise.
NJ	The detection is tentative in identification and estimated in value. Although there is presumptive evidence of the analyte, the result should be used with caution as a potential false positive and/or elevated quantitative value.
R	The data are unusable. The sample results are rejected due to serious deficiencies in meeting Quality Control limits. The analyte may or may not be present.
EMPC	The results do not meet all criteria for a confirmed identification. The quantitative value represents the Estimated Maximum Possible Concentration of the analyte in the sample.

Sample Summaries

Project Name: 275 FRANKLIN ST. SITE
Project Number: B0156-021-001-001-00

Lab Number: L2160162
Report Date: 11/11/21

Alpha Sample ID	Client ID	Matrix	Sample Location	Collection Date/Time	Receive Date
L2160162-01	PZ-4R	WATER	BUFFALO NY	11/02/21 11:12	11/02/21
L2160162-02	MW-5R	WATER	BUFFALO NY	11/02/21 10:10	11/02/21
L2160162-03	PZ-5	WATER	BUFFALO NY	11/02/21 10:10	11/02/21
L2160162-04	PZ-6	WATER	BUFFALO NY	11/02/21 10:38	11/02/21
L2160162-05	PZ-11	WATER	BUFFALO NY	11/02/21 13:04	11/02/21
L2160162-06	PZ-12	WATER	BUFFALO NY	11/02/21 12:38	11/02/21
L2160162-07	PZ-13	WATER	BUFFALO NY	11/02/21 11:45	11/02/21
L2160162-08	PZ-14	WATER	BUFFALO NY	11/02/21 12:10	11/02/21
L2160162-09	MW-24D	WATER	BUFFALO NY	11/02/21 12:00	11/02/21
L2160162-10	MW-24S	WATER	BUFFALO NY	11/02/21 11:16	11/02/21
L2160162-11	BLIND DUP	WATER	BUFFALO NY	11/02/21 08:00	11/02/21
L2160162-12	MW-23S	WATER	BUFFALO NY	11/02/21 13:05	11/02/21
L2160162-13	TRIP BLANK	WATER	BUFFALO NY	11/02/21 00:00	11/02/21

Project Name: 275 FRANKLIN ST. SITE
Project Number: B0156-021-001-001

Lab Number: L2217568
Report Date: 04/14/22

Alpha Sample ID	Client ID	Matrix	Sample Location	Collection Date/Time	Receive Date
L2217568-01	PZ-4R	WATER	BUFFALO, NY	04/05/22 10:50	04/05/22
L2217568-02	MW-5R	WATER	BUFFALO, NY	04/05/22 09:36	04/05/22
L2217568-03	PZ-5	WATER	BUFFALO, NY	04/05/22 14:20	04/05/22
L2217568-04	PZ-6	WATER	BUFFALO, NY	04/05/22 09:50	04/05/22
L2217568-05	PZ-11	WATER	BUFFALO, NY	04/05/22 13:48	04/05/22
L2217568-06	PZ-12	WATER	BUFFALO, NY	04/05/22 13:07	04/05/22
L2217568-07	PZ-13	WATER	BUFFALO, NY	04/05/22 11:30	04/05/22
L2217568-08	PZ-14	WATER	BUFFALO, NY	04/05/22 12:12	04/05/22
L2217568-09	MW-24D	WATER	BUFFALO, NY	04/05/22 11:10	04/05/22
L2217568-10	MW-24S	WATER	BUFFALO, NY	04/05/22 12:10	04/05/22
L2217568-11	BLIND DUP	WATER	BUFFALO, NY	04/05/22 08:00	04/05/22
L2217568-12	MW-23S	WATER	BUFFALO, NY	04/05/22 13:13	04/05/22
L2217568-13	TRIP BLANK	WATER	BUFFALO, NY	04/05/22 00:00	04/05/22

Project: NYSDEC 275 Franklin Street #C915208A
Groundwater Sampling
Laboratory: Eurofins Environment Testing TestAmerica
Job Number: 480-19738-1
Fraction: Organic
Matrix: Groundwater
Report Date: 12/10/2021 (Revised 12/14/2021)

This data usability summary report is based upon a review of analytical data generated for groundwater samples. New York State Department of Environmental Conservation Analytical Services Protocol (NYSDEC ASP) Category B format data packages were provided by the laboratory.

The sample locations, laboratory identification numbers, sample collection dates, sample matrix, and analyses performed are presented in Table 1.

The sample was analyzed for volatile organic compounds. The sample analyses were performed in accordance with the procedures referenced at the end of this report.

All sample analyses have undergone an analytical validation review to ensure adherence to the required protocols. Results have been validated or qualified according to general guidance provided in USEPA Region II "Hazardous Waste Support Section, SOM02.2 Low/Medium Volatile Data Validation", SOP HW-33A, Revision 1, September 2016. Region II references this guidance for validation requirements. The quality control requirements specified in the analysis method and associated acceptance criteria were also used to evaluate the data. The following parameters were evaluated.

X	•	Data Completeness
X	•	Chain of Custody Documentation/Sample Receipt
X	•	Holding Times
X	•	Instrument Performance
X	•	Initial and Continuing Calibrations
X	•	Laboratory and Field Blank Analysis Results
X	•	Surrogate Compound Recoveries
X	•	Summaries of Matrix Spike/Matrix Spike Duplicate Recoveries and Reproducibility
X	•	Field Duplicate Analysis Results
X	•	Laboratory Fortified Blank Results
X	•	Internal Standard Performance
X	•	Qualitative Identification
X	•	Quantitation/Reporting Limits

X - Denotes parameter evaluated.

It is recommended that the data only be used according to the qualifiers presented, and discussed in this report. All other data should be considered qualitatively and quantitatively valid as reported by the laboratory, based on the items evaluated.

Report Approved By:

Shawne M. Rodgers
President

December 10, 2021
Revised December 14, 2021

1.0 DATA COMPLETENESS

The data deliverables provided by the laboratory were New York State Department of Environmental Conservation Analytical Services Protocol (NYSDEC ASP) Category B format.

A completeness review of the data package revealed no missing items or issues.

The case narrative did not specifically discuss the unacceptable results for the matrix spike/matrix spike duplicate results for sample MW-25S. The laboratory was contacted and indicated that the procedure for highlighting quality control nonconformances was to flag the affected analysis results, and reference the definitions section of the data package. The case narrative was subsequently revised to discuss the unacceptable matrix spike/matrix spike duplicate results.

2.0 CHAIN OF CUSTODY DOCUMENTATION/SAMPLE RECEIPT

The chain of custody was complete. No problems were noted at sample receipt.

3.0 HOLDING TIMES

All criteria were met. No qualifiers were applied.

4.0 INSTRUMENT PERFORMANCE

All criteria were met. No qualifiers were applied.

5.0 INITIAL AND CONTINUING CALIBRATIONS

All criteria were met. No qualifiers were applied.

6.0 LABORATORY AND FIELD BLANK ANALYSIS RESULTS

No compounds were detected in the associated volatile laboratory method blank.

7.0 SURROGATE COMPOUNDS

All criteria were met. No qualifiers were applied.

8.0 SUMMARIES OF MATRIX SPIKE/MATRIX SPIKE DUPLICATE RECOVERIES AND REPRODUCIBILITY

The volatile matrix spike/matrix spike duplicate (MS/MSD) results that did not meet the indicated quality control (QC) limits for the MS/MSD analysis of sample MW-25S are presented below.

Compound	MS %REC	MSD %REC	QC Limits	RPD	QC Limits
cis-1,2-Dichloroethene	73	68	74-124		15
Tetrachloroethene	53	40	74-122		20

The unacceptable results indicate the presence of interferences for parent sample MW-25S. The results for cis-1,2-dichloroethene and tetrachloroethene for the samples are considered biased low quantitative estimates and may by higher than reported. The positive results are marked "J" to indicate that they are biased low quantitative estimates.

9.0 FIELD DUPLICATE RESULTS

Duplicate samples MW-26S and DUP were submitted to the laboratory to evaluate sampling and analytical precision for those organic compounds determined to be present. Results for the duplicate samples are presented in Table 2.

10.0 LABORATORY FORTIFIED BLANK RESULTS

All criteria were met. No qualifiers were applied.

11.0 INTERNAL STANDARD PERFORMANCE

All criteria were met. No qualifiers were applied.

13.0 QUALITATIVE IDENTIFICATION

All criteria were met. No qualifiers were applied.

14.0 QUANTITATION/REPORTING LIMITS

The following samples were analyzed at dilutions for volatile organic compounds. The dilution analyses were performed because of the suspected presence of elevated levels of target compounds and/or interferences. Reporting limits (RLs) are elevated by the dilution factor for the samples for target compounds that were not detected. The elevated RLs should be noted when assessing the data for the samples.

Sample	Dilution Factor
DUP	20.0
MW-26S	20.0
MW-25S	8.0

As required by USEPA protocol, all compounds, which were qualitatively identified at concentrations below their respective RLs, have been marked with "J" qualifiers to indicate that they are quantitative estimates.

METHODOLOGY REFERENCES

Analysis	Reference
Volatile Organic Compounds	Method 8260C, "Test Methods for Evaluating Solid Wastes", SW-846, third edition, Promulgated Updates I, II, IIA, IIB, III, IIIA, IIIB, IVA and IVB, and V, October 2013

Table 1 Data Usability Summary Report
NYSDEC 275 Franklin Street #C915208A
Groundwater Sampling
Eurofins Environment Testing TestAmerica Job Number 480-191738-1

				Analyses Performed
Sample ID	Lab ID	Collection Date	Matrix	SW8260C
MW-25S	480-191738-1	11/1/2021	Groundwater	X
MW-26S	480-191738-2	11/1/2021	Groundwater	X
MW-27S	480-191738-3	11/1/2021	Groundwater	X
MW-23D	480-191738-4	11/1/2021	Groundwater	X
DUP	480-191738-5	11/1/2021	Groundwater	X
TRIP BLANK	480-191738-6	11/1/2021	Groundwater	X

Table 2 Field Duplicate Sample Results for Organic Analyses
Groundwater Samples MW-26S and DUP

	Analyte	MW-26S Result, µg/L		DUP Result, µg/L	RPD
VOC					
	Tetrachloroethene	920		1100	18
	Trichloroethene	19	J	23	19

Project: NYSDEC 275 Franklin Street #C915208A
Groundwater Sampling
Laboratory: Con-Test
Job Number: 22D0442
Fraction: Organic
Matrix: Groundwater
Report Date: 5/10/2022

This data usability summary report is based upon a review of analytical data generated for groundwater samples. New York State Department of Environmental Conservation Analytical Services Protocol (NYSDEC ASP) Category B format data packages were provided by the laboratory.

The sample locations, laboratory identification numbers, sample collection dates, sample matrix, and analyses performed are presented in Table 1.

The samples were analyzed for volatile organic compounds. The sample analyses were performed in accordance with the procedures referenced at the end of this report.

All sample analyses have undergone an analytical validation review to ensure adherence to the required protocols. Results have been validated or qualified according to general guidance provided in USEPA Region II "Hazardous Waste Support Section, SOM02.2 Low/Medium Volatile Data Validation", SOP HW-33A, Revision 1, September 2016. Region II references this guidance for validation requirements. The quality control requirements specified in the analysis method and associated acceptance criteria were also used to evaluate the data. The following parameters were evaluated.

X	•	Data Completeness
X	•	Chain of Custody Documentation/Sample Receipt
X	•	Holding Times
X	•	Instrument Performance
X	•	Initial and Continuing Calibrations
X	•	Laboratory and Field Blank Analysis Results
X	•	Surrogate Compound Recoveries
X	•	Summaries of Matrix Spike/Matrix Spike Duplicate Recoveries and Reproducibility
X	•	Field Duplicate Analysis Results
X	•	Laboratory Control Sample Results
X	•	Internal Standard Performance
X	•	Qualitative Identification
X	•	Quantitation/Reporting Limits

X - Denotes parameter evaluated.

It is recommended that the data only be used according to the qualifiers presented, and discussed in this report. All other data should be considered qualitatively and quantitatively valid as reported by the laboratory, based on the items evaluated.

Report Approved By:

Shawne M. Rodgers
President

May 10, 2022

1.0 DATA COMPLETENESS

The data deliverables provided by the laboratory were New York State Department of Environmental Conservation Analytical Services Protocol (NYSDEC ASP) Category B format.

A completeness review of the data package revealed the following missing items or issues.

The case narrative did not specifically discuss the unacceptable results for the matrix spike/matrix spike duplicate results for sample MW-27S or the laboratory control sample/ laboratory control sample duplicate. The laboratory has indicated that the procedure for highlighting quality control nonconformances was to flag the affected analysis results, and reference the definitions section of the data package.

The summary and raw data for the tune associated with the initial calibration performed on 1/4/2022 on instrument GCMSVOA5 was missing from the data package. The laboratory was contacted for the missing information.

2.0 CHAIN OF CUSTODY DOCUMENTATION/SAMPLE RECEIPT

The chain of custody was complete. No problems were noted at sample receipt.

3.0 HOLDING TIMES

All criteria were met. No qualifiers were applied.

4.0 INSTRUMENT PERFORMANCE

All criteria were met. No qualifiers were applied.

5.0 INITIAL AND CONTINUING CALIBRATIONS

The continuing calibration precision criterion (the percent difference between initial and continuing RRFs $\leq$ 20 percent) was exceeded for the

following volatile continuing calibration standards. This indicates a lack of instrument stability for these compounds. Results for these compounds for associated samples are considered quantitative estimates. Positive results have been marked with "J" qualifiers to indicate that they are quantitative estimates. Reporting limits (RLs) are marked "UJ".

Calibration Standard	Analyte	%Difference	Associated Samples
S070200-CCV1 (File ID E22V109805.D)	Acetone	29.9	All Samples
	Bromoform	28.2	
	2-Butanone	23.5	
	1,2-Dibromo-3-chloropropane	30.8	
	2-Hexanone	25.7	
	Methyl Acetate	48.0	
	4-Methyl-2-pentanone	22.6	

6.0 LABORATORY AND FIELD BLANK ANALYSIS RESULTS

No compounds were detected in the associated volatile laboratory method and trip blanks.

7.0 SURROGATE COMPOUNDS

All criteria were met. No qualifiers were applied.

8.0 SUMMARIES OF MATRIX SPIKE/MATRIX SPIKE DUPLICATE RECOVERIES AND REPRODUCIBILITY

The volatile matrix spike/matrix spike duplicate (MS/MSD) results that did not meet the indicated quality control (QC) limits for the MS/MSD analysis of sample MW-27S are presented on the following page.

Compound	MS %REC	MSD %REC	QC Limits	RPD	QC Limits
Acetone	135	131	70-130		30
Bromoform	132		70-130		30
2-Butanone	133		70-130		30
2-Hexanone	134		70-130		30
Methyl Acetate	133	135	70-130		30
4-Methyl-2-pentanone	131		70-130		30

The unacceptable results indicate the presence of interferences for parent sample MW-27S. Positive results for affected compounds for the sample are considered biased high quantitative estimates and may be lower than reported. The results for these compounds for the parent sample were nondetect. Qualification was unnecessary.

9.0 FIELD DUPLICATE RESULTS

Duplicate samples MW-27S and DUP were submitted to the laboratory to evaluate sampling and analytical precision for those organic compounds determined to be present. Results for the duplicate samples are presented in Table 2.

10.0 LABORATORY CONTROL SAMPLE RESULTS

The following table summarizes the volatile laboratory control sample (LCS)/ laboratory control sample duplicate (LSCD) results that did not meet the indicated acceptance limits:

Compound	LCS (B305259-BS1) %REC	LCSD (B305259-BSD1) %REC	QC Limits	RPD	QC Limits
Bromoform	132		70-130		25
Methyl Acetate	152	152	70-130		25
1,2,3-Trichlorobenzene	133		70-130		25

The high recoveries indicate inefficiencies with the sample analytical process. Positive results for affected compounds for the sample are considered biased high quantitative estimates and may be lower than reported. All samples were associated with the unacceptable LCS/LCSD. Bromform and methyl acetate results for the samples were previously qualified due to continuing calibration. The 1,2,3-trichlorobenzene results for the samples were nondetect. Qualification was unnecessary.

11.0 INTERNAL STANDARD PERFORMANCE

All criteria were met. No qualifiers were applied.

13.0 QUALITATIVE IDENTIFICATION

All criteria were met. No qualifiers were applied.

14.0 QUANTITATION/REPORTING LIMITS

The following samples were analyzed at dilutions for volatile organic compounds. The dilution analyses were performed because of the suspected presence of elevated levels of target compounds and/or interferences. RLs are elevated by the dilution factor for the samples for target compounds that were not detected. The elevated RLs should be noted when assessing the data for the samples.

Sample	Dilution Factor
MW-25S	5.0
MW-26S	5.0

As required by USEPA protocol, all compounds, which were qualitatively identified at concentrations below their respective RLs, have been marked with "J" qualifiers to indicate that they are quantitative estimates.

METHODOLOGY REFERENCES

Analysis	Reference
Volatile Organic Compounds	Method 8260C, "Test Methods for Evaluating Solid Wastes", SW-846, third edition, Promulgated Updates I, II, IIA, IIB, III, IIIA, IIIB, IVA and IVB, and V, October 2013

Table 1 Data Usability Summary Report
NYSDEC 275 Franklin Street #C915208A
Groundwater Sampling
Pace Analytical Sample Delivery Group 22D0442

				Analyses Performed
Sample ID	Lab ID	Collection Date	Matrix	SW8260C
MW-27S	22D0442-01	4/6/2022	Groundwater	X
DUP	22D0442-02	4/6/2022	Groundwater	X
MW-26S	22D0442-03	4/6/2022	Groundwater	X
MW-25S	22D0442-04	4/6/2022	Groundwater	X
MW-23D	22D0442-05	4/6/2022	Groundwater	X
Trip Blank	22D0442-06	4/6/2022	Groundwater	X

Table 2 Field Duplicate Sample Results for Organic Analyses
Groundwater Samples MW-27S and DUP

	Analyte	MW-27S Result, µg/L	DUP Result, µg/L	RPD
VOC				
	Chloroform	2.1	2.0	5
	Tetrachloroethene	5.3	5.6	6

39 Spruce Street * East Longmeadow, MA 01028 * FAX 413/525-6405 * TEL. 413/525-2332

Project Location: 250 Franklin St, Buffalo, NY Sample Description: Work Order: 22D0442

Date Received: 4/7/2022

Field Sample #: MW-27S Sampled: 4/6/2022 09:20

Sample ID: 22D0442-01

Sample Matrix: Ground Water

Volatile Organic Compounds by GC/MS

Analyte	Results	RL	DL	Units	Dilution	Flag/Qual	Method	Date Prepared	Date/Time Analyzed	Analyst
Acetone	ND	50	2.0	µg/L	1		SW-846 8260D	4/8/22	4/8/22 15:08	EEH
Benzene	ND	1.0	0.20	µg/L	1		SW-846 8260D	4/8/22	4/8/22 15:08	EEH
Bromochloromethane	ND	1.0	0.31	µg/L	1		SW-846 8260D	4/8/22	4/8/22 15:08	EEH
Bromodichloromethane	ND	0.50	0.18	µg/L	1		SW-846 8260D	4/8/22	4/8/22 15:08	EEH
Bromoform	ND	1.0	0.38	µg/L	1		SW-846 8260D	4/8/22	4/8/22 15:08	EEH
Bromomethane	ND	2.0	1.5	µg/L	1		SW-846 8260D	4/8/22	4/8/22 15:08	EEH
2-Butanone (MEK)	ND	20	1.6	µg/L	1		SW-846 8260D	4/8/22	4/8/22 15:08	EEH
Carbon Disulfide	ND	5.0	1.4	µg/L	1		SW-846 8260D	4/8/22	4/8/22 15:08	EEH
Carbon Tetrachloride	ND	5.0	0.16	µg/L	1		SW-846 8260D	4/8/22	4/8/22 15:08	EEH
Chlorobenzene	ND	1.0	0.11	µg/L	1		SW-846 8260D	4/8/22	4/8/22 15:08	EEH
Chlorodibromomethane	ND	0.50	0.22	µg/L	1		SW-846 8260D	4/8/22	4/8/22 15:08	EEH
Chloroethane	ND	2.0	0.32	µg/L	1		SW-846 8260D	4/8/22	4/8/22 15:08	EEH
Chloroform	2.1	2.0	0.17	µg/L	1		SW-846 8260D	4/8/22	4/8/22 15:08	EEH
Chloromethane	ND	2.0	0.52	µg/L	1		SW-846 8260D	4/8/22	4/8/22 15:08	EEH
Cyclohexane	ND	5.0	1.8	µg/L	1		SW-846 8260D	4/8/22	4/8/22 15:08	EEH
1,2-Dibromo-3-chloropropane (DBCP)	ND	5.0	0.80	µg/L	1		SW-846 8260D	4/8/22	4/8/22 15:08	EEH
1,2-Dibromoethane (EDB)	ND	0.50	0.17	µg/L	1		SW-846 8260D	4/8/22	4/8/22 15:08	EEH
1,2-Dichlorobenzene	ND	1.0	0.12	µg/L	1		SW-846 8260D	4/8/22	4/8/22 15:08	EEH
1,3-Dichlorobenzene	ND	1.0	0.12	µg/L	1		SW-846 8260D	4/8/22	4/8/22 15:08	EEH
1,4-Dichlorobenzene	ND	1.0	0.13	µg/L	1		SW-846 8260D	4/8/22	4/8/22 15:08	EEH
Dichlorodifluoromethane (Freon 12)	ND	2.0	0.19	µg/L	1		SW-846 8260D	4/8/22	4/8/22 15:08	EEH
1,1-Dichloroethane	ND	1.0	0.14	µg/L	1		SW-846 8260D	4/8/22	4/8/22 15:08	EEH
1,2-Dichloroethane	ND	1.0	0.31	µg/L	1		SW-846 8260D	4/8/22	4/8/22 15:08	EEH
1,1-Dichloroethylene	ND	1.0	0.14	µg/L	1		SW-846 8260D	4/8/22	4/8/22 15:08	EEH
cis-1,2-Dichloroethylene	ND	1.0	0.15	µg/L	1		SW-846 8260D	4/8/22	4/8/22 15:08	EEH
trans-1,2-Dichloroethylene	ND	1.0	0.17	µg/L	1		SW-846 8260D	4/8/22	4/8/22 15:08	EEH
1,2-Dichloropropane	ND	1.0	0.18	µg/L	1		SW-846 8260D	4/8/22	4/8/22 15:08	EEH
cis-1,3-Dichloropropene	ND	0.50	0.16	µg/L	1		SW-846 8260D	4/8/22	4/8/22 15:08	EEH
trans-1,3-Dichloropropene	ND	0.50	0.17	µg/L	1		SW-846 8260D	4/8/22	4/8/22 15:08	EEH
1,4-Dioxane	ND	50	21	µg/L	1		SW-846 8260D	4/8/22	4/8/22 15:08	EEH
Ethylbenzene	ND	1.0	0.21	µg/L	1		SW-846 8260D	4/8/22	4/8/22 15:08	EEH
2-Hexanone (MBK)	ND	10	1.1	µg/L	1		SW-846 8260D	4/8/22	4/8/22 15:08	EEH
Isopropylbenzene (Cumene)	ND	1.0	0.11	µg/L	1		SW-846 8260D	4/8/22	4/8/22 15:08	EEH
Methyl Acetate	ND	1.0	0.45	µg/L	1		SW-846 8260D	4/8/22	4/8/22 15:08	EEH
Methyl tert-Butyl Ether (MTBE)	ND	1.0	0.17	µg/L	1		SW-846 8260D	4/8/22	4/8/22 15:08	EEH
Methyl Cyclohexane	ND	1.0	0.24	µg/L	1		SW-846 8260D	4/8/22	4/8/22 15:08	EEH
Methylene Chloride	ND	5.0	0.23	µg/L	1		SW-846 8260D	4/8/22	4/8/22 15:08	EEH
4-Methyl-2-pentanone (MIBK)	ND	10	1.3	µg/L	1		SW-846 8260D	4/8/22	4/8/22 15:08	EEH
Styrene	ND	1.0	0.11	µg/L	1		SW-846 8260D	4/8/22	4/8/22 15:08	EEH
1,1,2,2-Tetrachloroethane	ND	0.50	0.13	µg/L	1		SW-846 8260D	4/8/22	4/8/22 15:08	EEH
Tetrachloroethylene	5.3	1.0	0.19	µg/L	1		SW-846 8260D	4/8/22	4/8/22 15:08	EEH
Toluene	ND	1.0	0.22	µg/L	1		SW-846 8260D	4/8/22	4/8/22 15:08	EEH
1,2,3-Trichlorobenzene	ND	5.0	0.30	µg/L	1		SW-846 8260D	4/8/22	4/8/22 15:08	EEH
1,2,4-Trichlorobenzene	ND	1.0	0.25	µg/L	1		SW-846 8260D	4/8/22	4/8/22 15:08	EEH

39 Spruce Street * East Longmeadow, MA 01028 * FAX 413/525-6405 * TEL. 413/525-2332

Project Location: 250 Franklin St, Buffalo, NY Sample Description: Work Order: 22D0442

Date Received: 4/7/2022

Field Sample #: MW-27S Sampled: 4/6/2022 09:20

Sample ID: 22D0442-01

Sample Matrix: Ground Water

Volatile Organic Compounds by GC/MS

Analyte	Results	RL	DL	Units	Dilution	Flag/Qual	Method	Date Prepared	Date/Time Analyzed	Analyst
1,1,1-Trichloroethane	ND	1.0	0.17	µg/L	1		SW-846 8260D	4/8/22	4/8/22 15:08	EEH
1,1,2-Trichloroethane	ND	1.0	0.18	µg/L	1		SW-846 8260D	4/8/22	4/8/22 15:08	EEH
Trichloroethylene	ND	1.0	0.19	µg/L	1		SW-846 8260D	4/8/22	4/8/22 15:08	EEH
Trichlorofluoromethane (Freon 11)	ND	2.0	0.18	µg/L	1		SW-846 8260D	4/8/22	4/8/22 15:08	EEH
1,1,2-Trichloro-1,2,2-trifluoroethane (Freon 113)	ND	1.0	0.23	µg/L	1		SW-846 8260D	4/8/22	4/8/22 15:08	EEH
Vinyl Chloride	ND	2.0	0.21	µg/L	1		SW-846 8260D	4/8/22	4/8/22 15:08	EEH
Xylenes (total)	0.0			µg/L	1		SW-846 8260D	4/8/22	4/8/22 15:08	EEH

Surrogates	% Recovery	Recovery Limits	Flag/Qual	
1,2-Dichloroethane-d4	105	70-130		4/8/22 15:08
Toluene-d8	97.5	70-130		4/8/22 15:08
4-Bromofluorobenzene	97.6	70-130		4/8/22 15:08

con-test® A Pace Analytical® Laboratory
39 Spruce Street * East Longmeadow, MA 01028 * FAX 413/525-6405 * TEL. 413/525-2332

Project Location: 250 Franklin St, Buffalo, NY | Sample Description: | Work Order: 22D0442

Date Received: 4/7/2022

Field Sample #: DUP | Sampled: 4/6/2022 09:20

Sample ID: 22D0442-02

Sample Matrix: Ground Water

Volatile Organic Compounds by GC/MS

Analyte	Results	RL	DL	Units	Dilution	Flag/Qual	Method	Date Prepared	Date/Time Analyzed	Analyst
Acetone	ND	50	2.0	µg/L	1		SW-846 8260D	4/8/22	4/8/22 15:36	EEH
Benzene	ND	1.0	0.20	µg/L	1		SW-846 8260D	4/8/22	4/8/22 15:36	EEH
Bromochloromethane	ND	1.0	0.31	µg/L	1		SW-846 8260D	4/8/22	4/8/22 15:36	EEH
Bromodichloromethane	ND	0.50	0.18	µg/L	1		SW-846 8260D	4/8/22	4/8/22 15:36	EEH
Bromoform	ND	1.0	0.38	µg/L	1		SW-846 8260D	4/8/22	4/8/22 15:36	EEH
Bromomethane	ND	2.0	1.5	µg/L	1		SW-846 8260D	4/8/22	4/8/22 15:36	EEH
2-Butanone (MEK)	ND	20	1.6	µg/L	1		SW-846 8260D	4/8/22	4/8/22 15:36	EEH
Carbon Disulfide	ND	5.0	1.4	µg/L	1		SW-846 8260D	4/8/22	4/8/22 15:36	EEH
Carbon Tetrachloride	ND	5.0	0.16	µg/L	1		SW-846 8260D	4/8/22	4/8/22 15:36	EEH
Chlorobenzene	ND	1.0	0.11	µg/L	1		SW-846 8260D	4/8/22	4/8/22 15:36	EEH
Chlorodibromomethane	ND	0.50	0.22	µg/L	1		SW-846 8260D	4/8/22	4/8/22 15:36	EEH
Chloroethane	ND	2.0	0.32	µg/L	1		SW-846 8260D	4/8/22	4/8/22 15:36	EEH
Chloroform	2.0	2.0	0.17	µg/L	1		SW-846 8260D	4/8/22	4/8/22 15:36	EEH
Chloromethane	ND	2.0	0.52	µg/L	1		SW-846 8260D	4/8/22	4/8/22 15:36	EEH
Cyclohexane	ND	5.0	1.8	µg/L	1		SW-846 8260D	4/8/22	4/8/22 15:36	EEH
1,2-Dibromo-3-chloropropane (DBCP)	ND	5.0	0.80	µg/L	1		SW-846 8260D	4/8/22	4/8/22 15:36	EEH
1,2-Dibromoethane (EDB)	ND	0.50	0.17	µg/L	1		SW-846 8260D	4/8/22	4/8/22 15:36	EEH
1,2-Dichlorobenzene	ND	1.0	0.12	µg/L	1		SW-846 8260D	4/8/22	4/8/22 15:36	EEH
1,3-Dichlorobenzene	ND	1.0	0.12	µg/L	1		SW-846 8260D	4/8/22	4/8/22 15:36	EEH
1,4-Dichlorobenzene	ND	1.0	0.13	µg/L	1		SW-846 8260D	4/8/22	4/8/22 15:36	EEH
Dichlorodifluoromethane (Freon 12)	ND	2.0	0.19	µg/L	1		SW-846 8260D	4/8/22	4/8/22 15:36	EEH
1,1-Dichloroethane	ND	1.0	0.14	µg/L	1		SW-846 8260D	4/8/22	4/8/22 15:36	EEH
1,2-Dichloroethane	ND	1.0	0.31	µg/L	1		SW-846 8260D	4/8/22	4/8/22 15:36	EEH
1,1-Dichloroethylene	ND	1.0	0.14	µg/L	1		SW-846 8260D	4/8/22	4/8/22 15:36	EEH
cis-1,2-Dichloroethylene	ND	1.0	0.15	µg/L	1		SW-846 8260D	4/8/22	4/8/22 15:36	EEH
trans-1,2-Dichloroethylene	ND	1.0	0.17	µg/L	1		SW-846 8260D	4/8/22	4/8/22 15:36	EEH
1,2-Dichloropropane	ND	1.0	0.18	µg/L	1		SW-846 8260D	4/8/22	4/8/22 15:36	EEH
cis-1,3-Dichloropropene	ND	0.50	0.16	µg/L	1		SW-846 8260D	4/8/22	4/8/22 15:36	EEH
trans-1,3-Dichloropropene	ND	0.50	0.17	µg/L	1		SW-846 8260D	4/8/22	4/8/22 15:36	EEH
1,4-Dioxane	ND	50	21	µg/L	1		SW-846 8260D	4/8/22	4/8/22 15:36	EEH
Ethylbenzene	ND	1.0	0.21	µg/L	1		SW-846 8260D	4/8/22	4/8/22 15:36	EEH
2-Hexanone (MBK)	ND	10	1.1	µg/L	1		SW-846 8260D	4/8/22	4/8/22 15:36	EEH
Isopropylbenzene (Cumene)	ND	1.0	0.11	µg/L	1		SW-846 8260D	4/8/22	4/8/22 15:36	EEH
Methyl Acetate	ND	1.0	0.45	µg/L	1		SW-846 8260D	4/8/22	4/8/22 15:36	EEH
Methyl tert-Butyl Ether (MTBE)	ND	1.0	0.17	µg/L	1		SW-846 8260D	4/8/22	4/8/22 15:36	EEH
Methyl Cyclohexane	ND	1.0	0.24	µg/L	1		SW-846 8260D	4/8/22	4/8/22 15:36	EEH
Methylene Chloride	ND	5.0	0.23	µg/L	1		SW-846 8260D	4/8/22	4/8/22 15:36	EEH
4-Methyl-2-pentanone (MIBK)	ND	10	1.3	µg/L	1		SW-846 8260D	4/8/22	4/8/22 15:36	EEH
Styrene	ND	1.0	0.11	µg/L	1		SW-846 8260D	4/8/22	4/8/22 15:36	EEH
1,1,2,2-Tetrachloroethane	ND	0.50	0.13	µg/L	1		SW-846 8260D	4/8/22	4/8/22 15:36	EEH
Tetrachloroethylene	5.6	1.0	0.19	µg/L	1		SW-846 8260D	4/8/22	4/8/22 15:36	EEH
Toluene	ND	1.0	0.22	µg/L	1		SW-846 8260D	4/8/22	4/8/22 15:36	EEH
1,2,3-Trichlorobenzene	ND	5.0	0.30	µg/L	1		SW-846 8260D	4/8/22	4/8/22 15:36	EEH
1,2,4-Trichlorobenzene	ND	1.0	0.25	µg/L	1		SW-846 8260D	4/8/22	4/8/22 15:36	EEH

39 Spruce Street * East Longmeadow, MA 01028 * FAX 413/525-6405 * TEL. 413/525-2332

Project Location: 250 Franklin St, Buffalo, NY | Sample Description: | Work Order: 22D0442

Date Received: 4/7/2022

Field Sample #: DUP | Sampled: 4/6/2022 09:20

Sample ID: 22D0442-02

Sample Matrix: Ground Water

Volatile Organic Compounds by GC/MS

Analyte	Results	RL	DL	Units	Dilution	Flag/Qual	Method	Date Prepared	Date/Time Analyzed	Analyst
1,1,1-Trichloroethane	ND	1.0	0.17	µg/L	1		SW-846 8260D	4/8/22	4/8/22 15:36	EEH
1,1,2-Trichloroethane	ND	1.0	0.18	µg/L	1		SW-846 8260D	4/8/22	4/8/22 15:36	EEH
Trichloroethylene	ND	1.0	0.19	µg/L	1		SW-846 8260D	4/8/22	4/8/22 15:36	EEH
Trichlorofluoromethane (Freon 11)	ND	2.0	0.18	µg/L	1		SW-846 8260D	4/8/22	4/8/22 15:36	EEH
1,1,2-Trichloro-1,2,2-trifluoroethane (Freon 113)	ND	1.0	0.23	µg/L	1		SW-846 8260D	4/8/22	4/8/22 15:36	EEH
Vinyl Chloride	ND	2.0	0.21	µg/L	1		SW-846 8260D	4/8/22	4/8/22 15:36	EEH
Xylenes (total)	0.0			µg/L	1		SW-846 8260D	4/8/22	4/8/22 15:36	EEH

Surrogates	% Recovery	Recovery Limits	Flag/Qual	
1,2-Dichloroethane-d4	106	70-130		4/8/22 15:36
Toluene-d8	96.8	70-130		4/8/22 15:36
4-Bromofluorobenzene	97.6	70-130		4/8/22 15:36

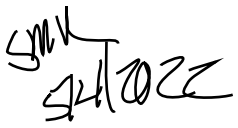

con-test® A Pace Analytical® Laboratory
39 Spruce Street * East Longmeadow, MA 01028 * FAX 413/525-6405 * TEL. 413/525-2332

Project Location: 250 Franklin St, Buffalo, NY | Sample Description: | Work Order: 22D0442

Date Received: 4/7/2022

Field Sample #: MW-26S | Sampled: 4/6/2022 10:40

Sample ID: 22D0442-03

Sample Matrix: Ground Water

Sample Flags: RL-11

Volatile Organic Compounds by GC/MS

Analyte	Results	RL	DL	Units	Dilution	Flag/Qual	Method	Date Prepared	Date/Time Analyzed	Analyst
Acetone	52	500	20	µg/L	10	V-06, J	SW-846 8260D	4/8/22	4/8/22 16:03	EEH
Benzene	ND	10	2.0	µg/L	10		SW-846 8260D	4/8/22	4/8/22 16:03	EEH
Bromochloromethane	ND	10	3.1	µg/L	10		SW-846 8260D	4/8/22	4/8/22 16:03	EEH
Bromodichloromethane	ND	5.0	1.8	µg/L	10		SW-846 8260D	4/8/22	4/8/22 16:03	EEH
Bromoform	ND	10	3.8	µg/L	10		SW-846 8260D	4/8/22	4/8/22 16:03	EEH
Bromomethane	ND	20	15	µg/L	10		SW-846 8260D	4/8/22	4/8/22 16:03	EEH
2-Butanone (MEK)	110	200	16	µg/L	10	V-06, J	SW-846 8260D	4/8/22	4/8/22 16:03	EEH
Carbon Disulfide	ND	50	14	µg/L	10		SW-846 8260D	4/8/22	4/8/22 16:03	EEH
Carbon Tetrachloride	ND	50	1.6	µg/L	10		SW-846 8260D	4/8/22	4/8/22 16:03	EEH
Chlorobenzene	ND	10	1.1	µg/L	10		SW-846 8260D	4/8/22	4/8/22 16:03	EEH
Chlorodibromomethane	ND	5.0	2.2	µg/L	10		SW-846 8260D	4/8/22	4/8/22 16:03	EEH
Chloroethane	ND	20	3.2	µg/L	10		SW-846 8260D	4/8/22	4/8/22 16:03	EEH
Chloroform	ND	20	1.7	µg/L	10		SW-846 8260D	4/8/22	4/8/22 16:03	EEH
Chloromethane	ND	20	5.2	µg/L	10		SW-846 8260D	4/8/22	4/8/22 16:03	EEH
Cyclohexane	ND	50	18	µg/L	10		SW-846 8260D	4/8/22	4/8/22 16:03	EEH
1,2-Dibromo-3-chloropropane (DBCP)	ND	50	8.0	µg/L	10		SW-846 8260D	4/8/22	4/8/22 16:03	EEH
1,2-Dibromoethane (EDB)	ND	5.0	1.7	µg/L	10		SW-846 8260D	4/8/22	4/8/22 16:03	EEH
1,2-Dichlorobenzene	ND	10	1.2	µg/L	10		SW-846 8260D	4/8/22	4/8/22 16:03	EEH
1,3-Dichlorobenzene	ND	10	1.2	µg/L	10		SW-846 8260D	4/8/22	4/8/22 16:03	EEH
1,4-Dichlorobenzene	ND	10	1.3	µg/L	10		SW-846 8260D	4/8/22	4/8/22 16:03	EEH
Dichlorodifluoromethane (Freon 12)	ND	20	1.9	µg/L	10		SW-846 8260D	4/8/22	4/8/22 16:03	EEH
1,1-Dichloroethane	ND	10	1.4	µg/L	10		SW-846 8260D	4/8/22	4/8/22 16:03	EEH
1,2-Dichloroethane	ND	10	3.1	µg/L	10		SW-846 8260D	4/8/22	4/8/22 16:03	EEH
1,1-Dichloroethylene	ND	10	1.4	µg/L	10		SW-846 8260D	4/8/22	4/8/22 16:03	EEH
cis-1,2-Dichloroethylene	13	10	1.5	µg/L	10		SW-846 8260D	4/8/22	4/8/22 16:03	EEH
trans-1,2-Dichloroethylene	ND	10	1.7	µg/L	10		SW-846 8260D	4/8/22	4/8/22 16:03	EEH
1,2-Dichloropropane	ND	10	1.8	µg/L	10		SW-846 8260D	4/8/22	4/8/22 16:03	EEH
cis-1,3-Dichloropropene	ND	5.0	1.6	µg/L	10		SW-846 8260D	4/8/22	4/8/22 16:03	EEH
trans-1,3-Dichloropropene	ND	5.0	1.7	µg/L	10		SW-846 8260D	4/8/22	4/8/22 16:03	EEH
1,4-Dioxane	ND	500	210	µg/L	10		SW-846 8260D	4/8/22	4/8/22 16:03	EEH
Ethylbenzene	ND	10	2.1	µg/L	10		SW-846 8260D	4/8/22	4/8/22 16:03	EEH
2-Hexanone (MBK)	ND	100	11	µg/L	10		SW-846 8260D	4/8/22	4/8/22 16:03	EEH
Isopropylbenzene (Cumene)	ND	10	1.1	µg/L	10		SW-846 8260D	4/8/22	4/8/22 16:03	EEH
Methyl Acetate	ND	10	4.5	µg/L	10		SW-846 8260D	4/8/22	4/8/22 16:03	EEH
Methyl tert-Butyl Ether (MTBE)	ND	10	1.7	µg/L	10		SW-846 8260D	4/8/22	4/8/22 16:03	EEH
Methyl Cyclohexane	ND	10	2.4	µg/L	10		SW-846 8260D	4/8/22	4/8/22 16:03	EEH
Methylene Chloride	ND	50	2.3	µg/L	10		SW-846 8260D	4/8/22	4/8/22 16:03	EEH
4-Methyl-2-pentanone (MIBK)	ND	100	13	µg/L	10		SW-846 8260D	4/8/22	4/8/22 16:03	EEH
Styrene	ND	10	1.1	µg/L	10		SW-846 8260D	4/8/22	4/8/22 16:03	EEH
1,1,2,2-Tetrachloroethane	ND	5.0	1.3	µg/L	10		SW-846 8260D	4/8/22	4/8/22 16:03	EEH
Tetrachloroethylene	440	10	1.9	µg/L	10		SW-846 8260D	4/8/22	4/8/22 16:03	EEH
Toluene	ND	10	2.2	µg/L	10		SW-846 8260D	4/8/22	4/8/22 16:03	EEH
1,2,3-Trichlorobenzene	ND	50	3.0	µg/L	10		SW-846 8260D	4/8/22	4/8/22 16:03	EEH
1,2,4-Trichlorobenzene	ND	10	2.5	µg/L	10		SW-846 8260D	4/8/22	4/8/22 16:03	EEH

39 Spruce Street * East Longmeadow, MA 01028 * FAX 413/525-6405 * TEL. 413/525-2332

Project Location: 250 Franklin St, Buffalo, NY Sample Description: Work Order: 22D0442

Date Received: 4/7/2022

Field Sample #: MW-26S Sampled: 4/6/2022 10:40

Sample ID: 22D0442-03

Sample Matrix: Ground Water

Sample Flags: RL-11

Volatile Organic Compounds by GC/MS

Analyte	Results	RL	DL	Units	Dilution	Flag/Qual	Method	Date Prepared	Date/Time Analyzed	Analyst
1,1,1-Trichloroethane	ND	10	1.7	µg/L	10		SW-846 8260D	4/8/22	4/8/22 16:03	EEH
1,1,2-Trichloroethane	ND	10	1.8	µg/L	10		SW-846 8260D	4/8/22	4/8/22 16:03	EEH
Trichloroethylene	17	10	1.9	µg/L	10		SW-846 8260D	4/8/22	4/8/22 16:03	EEH
Trichlorofluoromethane (Freon 11)	ND	20	1.8	µg/L	10		SW-846 8260D	4/8/22	4/8/22 16:03	EEH
1,1,2-Trichloro-1,2,2-trifluoroethane (Freon 113)	ND	10	2.3	µg/L	10		SW-846 8260D	4/8/22	4/8/22 16:03	EEH
Vinyl Chloride	ND	20	2.1	µg/L	10		SW-846 8260D	4/8/22	4/8/22 16:03	EEH
Xylenes (total)	0.0			µg/L	10		SW-846 8260D	4/8/22	4/8/22 16:03	EEH

Surrogates	% Recovery	Recovery Limits	Flag/Qual		
1,2-Dichloroethane-d4	104	70-130		4/8/22	16:03
Toluene-d8	98.4	70-130		4/8/22	16:03
4-Bromofluorobenzene	97.4	70-130		4/8/22	16:03

5/4/2022

con-test® A Pace Analytical® Laboratory
39 Spruce Street * East Longmeadow, MA 01028 * FAX 413/525-6405 * TEL. 413/525-2332

Project Location: 250 Franklin St, Buffalo, NY | Sample Description: | Work Order: 22D0442

Date Received: 4/7/2022

Field Sample #: MW-25S | Sampled: 4/6/2022 13:20

Sample ID: 22D0442-04

Sample Matrix: Ground Water

Sample Flags: RL-11

Volatile Organic Compounds by GC/MS

Analyte	Results	RL	DL	Units	Dilution	Flag/Qual	Method	Date Prepared	Date/Time Analyzed	Analyst
Acetone	23	250	10	µg/L	5	V-06, J	SW-846 8260D	4/8/22	4/8/22 16:31	EEH
Benzene	ND	5.0	1.0	µg/L	5		SW-846 8260D	4/8/22	4/8/22 16:31	EEH
Bromochloromethane	ND	5.0	1.5	µg/L	5		SW-846 8260D	4/8/22	4/8/22 16:31	EEH
Bromodichloromethane	ND	2.5	0.90	µg/L	5		SW-846 8260D	4/8/22	4/8/22 16:31	EEH
Bromoform	ND	5.0	1.9	µg/L	5		SW-846 8260D	4/8/22	4/8/22 16:31	EEH
Bromomethane	ND	10	7.7	µg/L	5		SW-846 8260D	4/8/22	4/8/22 16:31	EEH
2-Butanone (MEK)	58	100	8.1	µg/L	5	V-06, J	SW-846 8260D	4/8/22	4/8/22 16:31	EEH
Carbon Disulfide	ND	25	7.2	µg/L	5		SW-846 8260D	4/8/22	4/8/22 16:31	EEH
Carbon Tetrachloride	ND	25	0.82	µg/L	5		SW-846 8260D	4/8/22	4/8/22 16:31	EEH
Chlorobenzene	ND	5.0	0.53	µg/L	5		SW-846 8260D	4/8/22	4/8/22 16:31	EEH
Chlorodibromomethane	ND	2.5	1.1	µg/L	5		SW-846 8260D	4/8/22	4/8/22 16:31	EEH
Chloroethane	ND	10	1.6	µg/L	5		SW-846 8260D	4/8/22	4/8/22 16:31	EEH
Chloroform	ND	10	0.84	µg/L	5		SW-846 8260D	4/8/22	4/8/22 16:31	EEH
Chloromethane	ND	10	2.6	µg/L	5		SW-846 8260D	4/8/22	4/8/22 16:31	EEH
Cyclohexane	ND	25	8.8	µg/L	5		SW-846 8260D	4/8/22	4/8/22 16:31	EEH
1,2-Dibromo-3-chloropropane (DBCP)	ND	25	4.0	µg/L	5		SW-846 8260D	4/8/22	4/8/22 16:31	EEH
1,2-Dibromoethane (EDB)	ND	2.5	0.85	µg/L	5		SW-846 8260D	4/8/22	4/8/22 16:31	EEH
1,2-Dichlorobenzene	ND	5.0	0.61	µg/L	5		SW-846 8260D	4/8/22	4/8/22 16:31	EEH
1,3-Dichlorobenzene	ND	5.0	0.59	µg/L	5		SW-846 8260D	4/8/22	4/8/22 16:31	EEH
1,4-Dichlorobenzene	ND	5.0	0.65	µg/L	5		SW-846 8260D	4/8/22	4/8/22 16:31	EEH
Dichlorodifluoromethane (Freon 12)	ND	10	0.96	µg/L	5		SW-846 8260D	4/8/22	4/8/22 16:31	EEH
1,1-Dichloroethane	ND	5.0	0.71	µg/L	5		SW-846 8260D	4/8/22	4/8/22 16:31	EEH
1,2-Dichloroethane	ND	5.0	1.5	µg/L	5		SW-846 8260D	4/8/22	4/8/22 16:31	EEH
1,1-Dichloroethylene	ND	5.0	0.71	µg/L	5		SW-846 8260D	4/8/22	4/8/22 16:31	EEH
cis-1,2-Dichloroethylene	300	5.0	0.73	µg/L	5		SW-846 8260D	4/8/22	4/8/22 16:31	EEH
trans-1,2-Dichloroethylene	3.6	5.0	0.84	µg/L	5	J	SW-846 8260D	4/8/22	4/8/22 16:31	EEH
1,2-Dichloropropane	ND	5.0	0.91	µg/L	5		SW-846 8260D	4/8/22	4/8/22 16:31	EEH
cis-1,3-Dichloropropene	ND	2.5	0.79	µg/L	5		SW-846 8260D	4/8/22	4/8/22 16:31	EEH
trans-1,3-Dichloropropene	ND	2.5	0.84	µg/L	5		SW-846 8260D	4/8/22	4/8/22 16:31	EEH
1,4-Dioxane	ND	250	100	µg/L	5		SW-846 8260D	4/8/22	4/8/22 16:31	EEH
Ethylbenzene	ND	5.0	1.1	µg/L	5		SW-846 8260D	4/8/22	4/8/22 16:31	EEH
2-Hexanone (MBK)	ND	50	5.6	µg/L	5		SW-846 8260D	4/8/22	4/8/22 16:31	EEH
Isopropylbenzene (Cumene)	ND	5.0	0.54	µg/L	5		SW-846 8260D	4/8/22	4/8/22 16:31	EEH
Methyl Acetate	ND	5.0	2.3	µg/L	5		SW-846 8260D	4/8/22	4/8/22 16:31	EEH
Methyl tert-Butyl Ether (MTBE)	ND	5.0	0.86	µg/L	5		SW-846 8260D	4/8/22	4/8/22 16:31	EEH
Methyl Cyclohexane	ND	5.0	1.2	µg/L	5		SW-846 8260D	4/8/22	4/8/22 16:31	EEH
Methylene Chloride	ND	25	1.2	µg/L	5		SW-846 8260D	4/8/22	4/8/22 16:31	EEH
4-Methyl-2-pentanone (MIBK)	ND	50	6.4	µg/L	5		SW-846 8260D	4/8/22	4/8/22 16:31	EEH
Styrene	ND	5.0	0.53	µg/L	5		SW-846 8260D	4/8/22	4/8/22 16:31	EEH
1,1,2,2-Tetrachloroethane	ND	2.5	0.63	µg/L	5		SW-846 8260D	4/8/22	4/8/22 16:31	EEH
Tetrachloroethylene	270	5.0	0.94	µg/L	5		SW-846 8260D	4/8/22	4/8/22 16:31	EEH
Toluene	ND	5.0	1.1	µg/L	5		SW-846 8260D	4/8/22	4/8/22 16:31	EEH
1,2,3-Trichlorobenzene	ND	25	1.5	µg/L	5		SW-846 8260D	4/8/22	4/8/22 16:31	EEH
1,2,4-Trichlorobenzene	ND	5.0	1.2	µg/L	5		SW-846 8260D	4/8/22	4/8/22 16:31	EEH

39 Spruce Street * East Longmeadow, MA 01028 * FAX 413/525-6405 * TEL. 413/525-2332

Project Location: 250 Franklin St, Buffalo, NY Sample Description: Work Order: 22D0442

Date Received: 4/7/2022

Field Sample #: MW-25S Sampled: 4/6/2022 13:20

Sample ID: 22D0442-04

Sample Matrix: Ground Water

Sample Flags: RL-11

Volatile Organic Compounds by GC/MS

Analyte	Results	RL	DL	Units	Dilution	Flag/Qual	Method	Date Prepared	Date/Time Analyzed	Analyst
1,1,1-Trichloroethane	ND	5.0	0.84	µg/L	5		SW-846 8260D	4/8/22	4/8/22 16:31	EEH
1,1,2-Trichloroethane	ND	5.0	0.91	µg/L	5		SW-846 8260D	4/8/22	4/8/22 16:31	EEH
Trichloroethylene	24	5.0	0.95	µg/L	5		SW-846 8260D	4/8/22	4/8/22 16:31	EEH
Trichlorofluoromethane (Freon 11)	ND	10	0.88	µg/L	5		SW-846 8260D	4/8/22	4/8/22 16:31	EEH
1,1,2-Trichloro-1,2,2-trifluoroethane (Freon 113)	ND	5.0	1.1	µg/L	5		SW-846 8260D	4/8/22	4/8/22 16:31	EEH
Vinyl Chloride	3.4	10	1.0	µg/L	5	J	SW-846 8260D	4/8/22	4/8/22 16:31	EEH
Xylenes (total)	0.0			µg/L	5		SW-846 8260D	4/8/22	4/8/22 16:31	EEH

Surrogates	% Recovery	Recovery Limits	Flag/Qual		
1,2-Dichloroethane-d4	102	70-130		4/8/22	16:31
Toluene-d8	97.8	70-130		4/8/22	16:31
4-Bromofluorobenzene	97.3	70-130		4/8/22	16:31

SMK 5/4/2022

con-test® A Pace Analytical® Laboratory
39 Spruce Street * East Longmeadow, MA 01028 * FAX 413/525-6405 * TEL. 413/525-2332

Project Location: 250 Franklin St, Buffalo, NY | Sample Description: | Work Order: 22D0442

Date Received: 4/7/2022

Field Sample #: MW-23D | Sampled: 4/6/2022 14:55

Sample ID: 22D0442-05

Sample Matrix: Ground Water

Volatile Organic Compounds by GC/MS

Analyte	Results	RL	DL	Units	Dilution	Flag/Qual	Method	Date Prepared	Date/Time Analyzed	Analyst
Acetone	ND	50	2.0	µg/L	1		SW-846 8260D	4/8/22	4/8/22 16:58	EEH
Benzene	ND	1.0	0.20	µg/L	1		SW-846 8260D	4/8/22	4/8/22 16:58	EEH
Bromochloromethane	ND	1.0	0.31	µg/L	1		SW-846 8260D	4/8/22	4/8/22 16:58	EEH
Bromodichloromethane	ND	0.50	0.18	µg/L	1		SW-846 8260D	4/8/22	4/8/22 16:58	EEH
Bromoform	ND	1.0	0.38	µg/L	1		SW-846 8260D	4/8/22	4/8/22 16:58	EEH
Bromomethane	ND	2.0	1.5	µg/L	1		SW-846 8260D	4/8/22	4/8/22 16:58	EEH
2-Butanone (MEK)	ND	20	1.6	µg/L	1		SW-846 8260D	4/8/22	4/8/22 16:58	EEH
Carbon Disulfide	ND	5.0	1.4	µg/L	1		SW-846 8260D	4/8/22	4/8/22 16:58	EEH
Carbon Tetrachloride	ND	5.0	0.16	µg/L	1		SW-846 8260D	4/8/22	4/8/22 16:58	EEH
Chlorobenzene	ND	1.0	0.11	µg/L	1		SW-846 8260D	4/8/22	4/8/22 16:58	EEH
Chlorodibromomethane	ND	0.50	0.22	µg/L	1		SW-846 8260D	4/8/22	4/8/22 16:58	EEH
Chloroethane	ND	2.0	0.32	µg/L	1		SW-846 8260D	4/8/22	4/8/22 16:58	EEH
Chloroform	0.30	2.0	0.17	µg/L	1	J	SW-846 8260D	4/8/22	4/8/22 16:58	EEH
Chloromethane	ND	2.0	0.52	µg/L	1		SW-846 8260D	4/8/22	4/8/22 16:58	EEH
Cyclohexane	ND	5.0	1.8	µg/L	1		SW-846 8260D	4/8/22	4/8/22 16:58	EEH
1,2-Dibromo-3-chloropropane (DBCP)	ND	5.0	0.80	µg/L	1		SW-846 8260D	4/8/22	4/8/22 16:58	EEH
1,2-Dibromoethane (EDB)	ND	0.50	0.17	µg/L	1		SW-846 8260D	4/8/22	4/8/22 16:58	EEH
1,2-Dichlorobenzene	ND	1.0	0.12	µg/L	1		SW-846 8260D	4/8/22	4/8/22 16:58	EEH
1,3-Dichlorobenzene	ND	1.0	0.12	µg/L	1		SW-846 8260D	4/8/22	4/8/22 16:58	EEH
1,4-Dichlorobenzene	ND	1.0	0.13	µg/L	1		SW-846 8260D	4/8/22	4/8/22 16:58	EEH
Dichlorodifluoromethane (Freon 12)	ND	2.0	0.19	µg/L	1		SW-846 8260D	4/8/22	4/8/22 16:58	EEH
1,1-Dichloroethane	ND	1.0	0.14	µg/L	1		SW-846 8260D	4/8/22	4/8/22 16:58	EEH
1,2-Dichloroethane	ND	1.0	0.31	µg/L	1		SW-846 8260D	4/8/22	4/8/22 16:58	EEH
1,1-Dichloroethylene	ND	1.0	0.14	µg/L	1		SW-846 8260D	4/8/22	4/8/22 16:58	EEH
cis-1,2-Dichloroethylene	ND	1.0	0.15	µg/L	1		SW-846 8260D	4/8/22	4/8/22 16:58	EEH
trans-1,2-Dichloroethylene	ND	1.0	0.17	µg/L	1		SW-846 8260D	4/8/22	4/8/22 16:58	EEH
1,2-Dichloropropane	ND	1.0	0.18	µg/L	1		SW-846 8260D	4/8/22	4/8/22 16:58	EEH
cis-1,3-Dichloropropene	ND	0.50	0.16	µg/L	1		SW-846 8260D	4/8/22	4/8/22 16:58	EEH
trans-1,3-Dichloropropene	ND	0.50	0.17	µg/L	1		SW-846 8260D	4/8/22	4/8/22 16:58	EEH
1,4-Dioxane	ND	50	21	µg/L	1		SW-846 8260D	4/8/22	4/8/22 16:58	EEH
Ethylbenzene	ND	1.0	0.21	µg/L	1		SW-846 8260D	4/8/22	4/8/22 16:58	EEH
2-Hexanone (MBK)	ND	10	1.1	µg/L	1		SW-846 8260D	4/8/22	4/8/22 16:58	EEH
Isopropylbenzene (Cumene)	ND	1.0	0.11	µg/L	1		SW-846 8260D	4/8/22	4/8/22 16:58	EEH
Methyl Acetate	ND	1.0	0.45	µg/L	1		SW-846 8260D	4/8/22	4/8/22 16:58	EEH
Methyl tert-Butyl Ether (MTBE)	ND	1.0	0.17	µg/L	1		SW-846 8260D	4/8/22	4/8/22 16:58	EEH
Methyl Cyclohexane	ND	1.0	0.24	µg/L	1		SW-846 8260D	4/8/22	4/8/22 16:58	EEH
Methylene Chloride	ND	5.0	0.23	µg/L	1		SW-846 8260D	4/8/22	4/8/22 16:58	EEH
4-Methyl-2-pentanone (MIBK)	ND	10	1.3	µg/L	1		SW-846 8260D	4/8/22	4/8/22 16:58	EEH
Styrene	ND	1.0	0.11	µg/L	1		SW-846 8260D	4/8/22	4/8/22 16:58	EEH
1,1,2,2-Tetrachloroethane	ND	0.50	0.13	µg/L	1		SW-846 8260D	4/8/22	4/8/22 16:58	EEH
Tetrachloroethylene	0.72	1.0	0.19	µg/L	1	J	SW-846 8260D	4/8/22	4/8/22 16:58	EEH
Toluene	ND	1.0	0.22	µg/L	1		SW-846 8260D	4/8/22	4/8/22 16:58	EEH
1,2,3-Trichlorobenzene	ND	5.0	0.30	µg/L	1		SW-846 8260D	4/8/22	4/8/22 16:58	EEH
1,2,4-Trichlorobenzene	ND	1.0	0.25	µg/L	1		SW-846 8260D	4/8/22	4/8/22 16:58	EEH

39 Spruce Street * East Longmeadow, MA 01028 * FAX 413/525-6405 * TEL. 413/525-2332

Project Location: 250 Franklin St, Buffalo, NY Sample Description: Work Order: 22D0442

Date Received: 4/7/2022

Field Sample #: MW-23D Sampled: 4/6/2022 14:55

Sample ID: 22D0442-05

Sample Matrix: Ground Water

Volatile Organic Compounds by GC/MS

Analyte	Results	RL	DL	Units	Dilution	Flag/Qual	Method	Date Prepared	Date/Time Analyzed	Analyst
1,1,1-Trichloroethane	ND	1.0	0.17	µg/L	1		SW-846 8260D	4/8/22	4/8/22 16:58	EEH
1,1,2-Trichloroethane	ND	1.0	0.18	µg/L	1		SW-846 8260D	4/8/22	4/8/22 16:58	EEH
Trichloroethylene	ND	1.0	0.19	µg/L	1		SW-846 8260D	4/8/22	4/8/22 16:58	EEH
Trichlorofluoromethane (Freon 11)	ND	2.0	0.18	µg/L	1		SW-846 8260D	4/8/22	4/8/22 16:58	EEH
1,1,2-Trichloro-1,2,2-trifluoroethane (Freon 113)	ND	1.0	0.23	µg/L	1		SW-846 8260D	4/8/22	4/8/22 16:58	EEH
Vinyl Chloride	ND	2.0	0.21	µg/L	1		SW-846 8260D	4/8/22	4/8/22 16:58	EEH
Xylenes (total)	0.0			µg/L	1		SW-846 8260D	4/8/22	4/8/22 16:58	EEH

Surrogates	% Recovery	Recovery Limits	Flag/Qual	
1,2-Dichloroethane-d4	104	70-130		4/8/22 16:58
Toluene-d8	96.9	70-130		4/8/22 16:58
4-Bromofluorobenzene	95.6	70-130		4/8/22 16:58

SMK 4/12/2022

con-test® A Pace Analytical® Laboratory
39 Spruce Street * East Longmeadow, MA 01028 * FAX 413/525-6405 * TEL. 413/525-2332

Project Location: 250 Franklin St, Buffalo, NY | Sample Description: | Work Order: 22D0442

Date Received: 4/7/2022

Field Sample #: Trip Blank | Sampled: 4/6/2022 00:00

Sample ID: 22D0442-06

Sample Matrix: Ground Water

Volatile Organic Compounds by GC/MS

Analyte	Results	RL	DL	Units	Dilution	Flag/Qual	Method	Date Prepared	Date/Time Analyzed	Analyst
Acetone	ND	50	2.0	µg/L	1		SW-846 8260D	4/8/22	4/8/22 11:56	EEH
Benzene	ND	1.0	0.20	µg/L	1		SW-846 8260D	4/8/22	4/8/22 11:56	EEH
Bromochloromethane	ND	1.0	0.31	µg/L	1		SW-846 8260D	4/8/22	4/8/22 11:56	EEH
Bromodichloromethane	ND	0.50	0.18	µg/L	1		SW-846 8260D	4/8/22	4/8/22 11:56	EEH
Bromoform	ND	1.0	0.38	µg/L	1		SW-846 8260D	4/8/22	4/8/22 11:56	EEH
Bromomethane	ND	2.0	1.5	µg/L	1		SW-846 8260D	4/8/22	4/8/22 11:56	EEH
2-Butanone (MEK)	ND	20	1.6	µg/L	1		SW-846 8260D	4/8/22	4/8/22 11:56	EEH
Carbon Disulfide	ND	5.0	1.4	µg/L	1		SW-846 8260D	4/8/22	4/8/22 11:56	EEH
Carbon Tetrachloride	ND	5.0	0.16	µg/L	1		SW-846 8260D	4/8/22	4/8/22 11:56	EEH
Chlorobenzene	ND	1.0	0.11	µg/L	1		SW-846 8260D	4/8/22	4/8/22 11:56	EEH
Chlorodibromomethane	ND	0.50	0.22	µg/L	1		SW-846 8260D	4/8/22	4/8/22 11:56	EEH
Chloroethane	ND	2.0	0.32	µg/L	1		SW-846 8260D	4/8/22	4/8/22 11:56	EEH
Chloroform	ND	2.0	0.17	µg/L	1		SW-846 8260D	4/8/22	4/8/22 11:56	EEH
Chloromethane	ND	2.0	0.52	µg/L	1		SW-846 8260D	4/8/22	4/8/22 11:56	EEH
Cyclohexane	ND	5.0	1.8	µg/L	1		SW-846 8260D	4/8/22	4/8/22 11:56	EEH
1,2-Dibromo-3-chloropropane (DBCP)	ND	5.0	0.80	µg/L	1		SW-846 8260D	4/8/22	4/8/22 11:56	EEH
1,2-Dibromoethane (EDB)	ND	0.50	0.17	µg/L	1		SW-846 8260D	4/8/22	4/8/22 11:56	EEH
1,2-Dichlorobenzene	ND	1.0	0.12	µg/L	1		SW-846 8260D	4/8/22	4/8/22 11:56	EEH
1,3-Dichlorobenzene	ND	1.0	0.12	µg/L	1		SW-846 8260D	4/8/22	4/8/22 11:56	EEH
1,4-Dichlorobenzene	ND	1.0	0.13	µg/L	1		SW-846 8260D	4/8/22	4/8/22 11:56	EEH
Dichlorodifluoromethane (Freon 12)	ND	2.0	0.19	µg/L	1		SW-846 8260D	4/8/22	4/8/22 11:56	EEH
1,1-Dichloroethane	ND	1.0	0.14	µg/L	1		SW-846 8260D	4/8/22	4/8/22 11:56	EEH
1,2-Dichloroethane	ND	1.0	0.31	µg/L	1		SW-846 8260D	4/8/22	4/8/22 11:56	EEH
1,1-Dichloroethylene	ND	1.0	0.14	µg/L	1		SW-846 8260D	4/8/22	4/8/22 11:56	EEH
cis-1,2-Dichloroethylene	ND	1.0	0.15	µg/L	1		SW-846 8260D	4/8/22	4/8/22 11:56	EEH
trans-1,2-Dichloroethylene	ND	1.0	0.17	µg/L	1		SW-846 8260D	4/8/22	4/8/22 11:56	EEH
1,2-Dichloropropane	ND	1.0	0.18	µg/L	1		SW-846 8260D	4/8/22	4/8/22 11:56	EEH
cis-1,3-Dichloropropene	ND	0.50	0.16	µg/L	1		SW-846 8260D	4/8/22	4/8/22 11:56	EEH
trans-1,3-Dichloropropene	ND	0.50	0.17	µg/L	1		SW-846 8260D	4/8/22	4/8/22 11:56	EEH
1,4-Dioxane	ND	50	21	µg/L	1		SW-846 8260D	4/8/22	4/8/22 11:56	EEH
Ethylbenzene	ND	1.0	0.21	µg/L	1		SW-846 8260D	4/8/22	4/8/22 11:56	EEH
2-Hexanone (MBK)	ND	10	1.1	µg/L	1		SW-846 8260D	4/8/22	4/8/22 11:56	EEH
Isopropylbenzene (Cumene)	ND	1.0	0.11	µg/L	1		SW-846 8260D	4/8/22	4/8/22 11:56	EEH
Methyl Acetate	ND	1.0	0.45	µg/L	1		SW-846 8260D	4/8/22	4/8/22 11:56	EEH
Methyl tert-Butyl Ether (MTBE)	ND	1.0	0.17	µg/L	1		SW-846 8260D	4/8/22	4/8/22 11:56	EEH
Methyl Cyclohexane	ND	1.0	0.24	µg/L	1		SW-846 8260D	4/8/22	4/8/22 11:56	EEH
Methylene Chloride	ND	5.0	0.23	µg/L	1		SW-846 8260D	4/8/22	4/8/22 11:56	EEH
4-Methyl-2-pentanone (MIBK)	ND	10	1.3	µg/L	1		SW-846 8260D	4/8/22	4/8/22 11:56	EEH
Styrene	ND	1.0	0.11	µg/L	1		SW-846 8260D	4/8/22	4/8/22 11:56	EEH
1,1,2,2-Tetrachloroethane	ND	0.50	0.13	µg/L	1		SW-846 8260D	4/8/22	4/8/22 11:56	EEH
Tetrachloroethylene	ND	1.0	0.19	µg/L	1		SW-846 8260D	4/8/22	4/8/22 11:56	EEH
Toluene	ND	1.0	0.22	µg/L	1		SW-846 8260D	4/8/22	4/8/22 11:56	EEH
1,2,3-Trichlorobenzene	ND	5.0	0.30	µg/L	1		SW-846 8260D	4/8/22	4/8/22 11:56	EEH
1,2,4-Trichlorobenzene	ND	1.0	0.25	µg/L	1		SW-846 8260D	4/8/22	4/8/22 11:56	EEH

39 Spruce Street * East Longmeadow, MA 01028 * FAX 413/525-6405 * TEL. 413/525-2332

Project Location: 250 Franklin St, Buffalo, NY Sample Description: Work Order: 22D0442

Date Received: 4/7/2022

Field Sample #: Trip Blank Sampled: 4/6/2022 00:00

Sample ID: 22D0442-06

Sample Matrix: Ground Water

Volatile Organic Compounds by GC/MS

Analyte	Results	RL	DL	Units	Dilution	Flag/Qual	Method	Date Prepared	Date/Time Analyzed	Analyst
1,1,1-Trichloroethane	ND	1.0	0.17	µg/L	1		SW-846 8260D	4/8/22	4/8/22 11:56	EEH
1,1,2-Trichloroethane	ND	1.0	0.18	µg/L	1		SW-846 8260D	4/8/22	4/8/22 11:56	EEH
Trichloroethylene	ND	1.0	0.19	µg/L	1		SW-846 8260D	4/8/22	4/8/22 11:56	EEH
Trichlorofluoromethane (Freon 11)	ND	2.0	0.18	µg/L	1		SW-846 8260D	4/8/22	4/8/22 11:56	EEH
1,1,2-Trichloro-1,2,2-trifluoroethane (Freon 113)	ND	1.0	0.23	µg/L	1		SW-846 8260D	4/8/22	4/8/22 11:56	EEH
Vinyl Chloride	ND	2.0	0.21	µg/L	1		SW-846 8260D	4/8/22	4/8/22 11:56	EEH
Xylenes (total)	0.0			µg/L	1		SW-846 8260D	4/8/22	4/8/22 11:56	EEH

Surrogates	% Recovery	Recovery Limits	Flag/Qual	
1,2-Dichloroethane-d4	109	70-130		4/8/22 11:56
Toluene-d8	99.7	70-130		4/8/22 11:56
4-Bromofluorobenzene	97.4	70-130		4/8/22 11:56