

2025 - 2026

PERIODIC REVIEW REPORT

FOR

**FORMER MOBIL SERVICE STATION 99-MST
979 MAIN STREET (1001 MAIN STREET)
NYSDEC SITE #C915260
CITY OF BUFFALO, ERIE COUNTY, NEW YORK**

Prepared by:



C&S ENGINEERS, INC.
141 ELM STREET
BUFFALO, NEW YORK 14203

Prepared on Behalf of:

**KALEIDA HEALTH
KALEIDA PROPERTIES, INC.
FG RTH Helm Conventus, LLC**

JUNE 2026

TABLE OF CONTENTS

<u>EXECUTIVE SUMMARY</u>	<u>1</u>
<u>1 SITE OVERVIEW</u>	<u>2</u>
1.1 SITE DESCRIPTION	2
1.2 GEOLOGY AND HYDROGEOLOGY	3
1.3 NATURE AND EXTENT OF CONTAMINATION	4
1.4 SITE HISTORY	4
1.4.1 PUMP AND TREAT PILOT STUDIES	6
1.4.2 IN-SITU INJECTIONS	7
<u>2 REMEDY PERFORMANCE, EFFECTIVENESS AND PROTECTIVENESS</u>	<u>9</u>
<u>3 IC/EC PLAN COMPLIANCE REPORT</u>	<u>11</u>
3.1 IC/EC REQUIREMENTS AND COMPLIANCE	11
3.1.1 GROUNDWATER	11
3.1.2 SOIL	11
3.1.3 SOIL VAPOR	11
3.1.4 INSTITUTIONAL CONTROLS	11
3.1.5 ENGINEERING CONTROLS	12
3.2 IC/EC CERTIFICATION	12
<u>4 MONITORING PLAN COMPLIANCE REPORT</u>	<u>12</u>
<u>5 OPERATION AND MAINTENANCE PLAN COMPLIANCE</u>	<u>13</u>
<u>6 CONCLUSIONS</u>	<u>14</u>
<u>7 RECOMMENDATIONS</u>	<u>14</u>

FIGURES

- FIGURE 1 SITE LOCATION
- FIGURE 2 PROJECT BOUNDARIES
- FIGURE 3 HISTORIC BTEX CONCENTRATIONS
- FIGURE 4 GROUNDWATER CONTOURS

TABLES

TABLE 1 SUMMARY OF DETECTED COMPOUNDS FROM APRIL AND NOVEMBER 2025

GRAPHS

GRAPH 1 GROUNDWATER TREATMENT MONITORING – TOTAL BTEX

GRAPH 2 GROUNDWATER TREATMENT MONITORING – TOTAL VOC

APPENDICES

APPENDIX A..... INSTITUTIONAL AND ENGINEERING CONTROLS CERTIFICATION FORM

APPENDIX B..... LABORATORY ANALYTICAL RESULTS

APPENDIX C..... FIELD DATA FORMS

APPENDIX D DUSR

APPENDIX E..... PHOTO LOG

APPENDIX FCHANGE OF USE DOCUMENTATION

ACRONYM LIST

C&S	C&S ENGINEERS, INC.
BGS	BELOW GROUND SURFACE
BCP	BROWNFIELD CLEANUP PROGRAM
BCA	BROWNFIELD CLEANUP AGREEMENT
BTEX	BENZENE, TOLUENE, ETHYLBENZENE AND XYLENE
DUSR	DATA USABILITY AND SUMMARY REPORT
LNAPL	LIGHT NON-AQUEOUS PHASE LIQUID
IRM	INTERIM REMEDIAL MEASURES
NYSDEC	NEW YORK STATE DEPARTMENT OF ENVIRONMENTAL CONSERVATION
PCOC	PRIMARY CONTAMINANT OF CONCERN
PID	PHOTO-IONIZATION DETECTOR
PPM	PARTS PER MILLION
RI	REMEDIAL INVESTIGATION
SCO	SOIL CLEANUP OBJECTIVES

**Periodic Review Report
Former Mobil Service Station 99-MST
979 Main Street (1001 Main Street), BCP No. C915260**

SMP	SITE MANAGEMENT PLAN
SVOC	SEMI-VOLATILE ORGANIC COMPOUNDS
VOC	VOLATILE ORGANIC COMPOUNDS

EXECUTIVE SUMMARY

C&S Engineers, Inc. (C&S) has prepared this 2025 Periodic Review Report for the former Mobil Service Station 99-MST - 979 Main Street (1001 Main Street) (hereinafter referred to as the Site) located at 1001 Main Street in Buffalo, New York.

The Site was remediated in accordance with Brownfield Cleanup Agreement (BCA) Index #C915260-03-12, Site #C915260, which was executed on June 15, 2012 and amended on:

- August 7, 2012 to modify the BCP boundary increasing the size of the Site;
- January 3, 2014 to add Conventus Partners, LLC as an owner; and
- November 7, 2014 to change SBL numbers for the Site.

BCA Volunteers included Kaleida Properties Inc., Kaleida Health and F.L.C 50 High Street Corporation. In December 2020, Conventus Partners, LLC and Kaleida Properties Inc. entered a ground lease for the property with Seavest Core Buffalo Conventus LLC to operate and maintain the property. A figure showing the Site location and boundaries is provided in **Figure 1** and **Figure 2**.

Remedial activities consisted of installing steel shoring around the property and removing contaminated soil and groundwater to approximately 26 – 40 feet below ground surface. After completion of the remedial work, some contamination remained in the subsurface at this Site. A Site Management Plan (SMP) was prepared on November 28, 2014 to manage remaining groundwater contamination at the Site until the Environmental Easement is extinguished in accordance with ECL Article 71, Title 36.

Petroleum contaminated groundwater is present within a discontinuous layer of coarse sand and gravel located between 32 and 35 feet below ground surface. This layer generally ranges from six inches to three feet thick, provides a preferential pathway for groundwater flow, and is confined within dense silt and fine sand present above and below the groundwater bearing zone.

During the remedial efforts, seven groundwater monitoring wells were installed prior to the installation of the two floors of underground parking. These monitoring wells were used to conduct in-situ injections by gravity feeding chemical oxidants into the groundwater bearing zone. A total of 2,480 pounds of chemical oxidant was used over three treatment events. Treatments occurred from December 2013 to June 2015. Groundwater samples following the in-situ injections show minor reductions in petroleum compounds.

In 2016, C&S conducted a limited groundwater extraction on the wells with the highest contaminant levels. Contaminated groundwater was pumped from the wells and treated with 200 pounds of activated carbon before discharging into the sanitary sewer. A total of 4,762.2 gallons of contaminated groundwater was removed. Groundwater samples collected in December 2015, January 2016, and March 2016 showed a slight reduction in petroleum compound concentrations.

The current ISCO treatment method is smaller pressurized injections around each target location on a periodic schedule. A total of six temporary PVC injection points were installed around BCP-MW-6 and BCP-MW-5. Each treatment injects a total of 800 pounds (130 pounds per injection point) of chemical oxidant. Groundwater monitoring is conducted biannually.

All institutional and engineering controls are in compliance with the SMP, and no excavations were performed onsite during the certifying period.

The Institutional and Engineering Controls Certification form is provided in **Appendix A**.

1 SITE OVERVIEW

1.1 Site Description

The Site is located in the City of Buffalo County of Erie County, New York and is identified below on the Erie County Tax Map.

SBL: 100.79 – 1- 1.1

Street Number: 1001 Main Street, Buffalo

(formerly 979 Main Street)

Land Owner:

SBL: 100.79 – 1- 1.1/1

Street Number: 1001 Main Street, Buffalo

(formerly 979 Main Street)

Land Owner: FG RTH Helm Conventus, LLC

SBL: 100.79 – 1- 1.1/2

Street Number: 1001 Main Street, Buffalo

(formerly 979 Main Street)

1st – 6th Floor Building Owner: FG RTH Helm Conventus, LLC

SBL: 100.79 – 1- 1.1/3

Street Number: 1001 Main Street, Buffalo

(formerly 979 Main Street)

7th Floor Building Owner: Fort Schuyler Management Corp. (an entity New York State)

The Site is an approximately 1.72-acre area bounded by Goodrich Street to the north, High Street to the south, parking lot to the east, and Main Street to the west. The BCP project boundary extends approximately 40 feet east onto the adjacent eastern parcel, (818 Ellicott Street, SBL: 100.79-1-2.11) owned by Kaleida Health (see **Figure 1 and 2**).

During the certifying period, there was a change of site use including change of ownership, change of remedial parties, and transfer of certificate of completion, from Seavest Core Buffalo Conventus, LLC to the above mentioned owner, FG RTH Helm Conventus, LLC. The change of use form and acknowledgment letter are provided in **Appendix F**.

1.2 Geology and Hydrogeology

The Conventus Medical Office Building currently occupies the Site. During remedial activities, steel shoring was installed to a depth of 40 to 50 feet below grade around the Site. Across the majority of the Site, soils were excavated to 26 feet below ground surface (bgs). Two floors of underground parking were constructed underneath the Conventus Building.

The Site geology begins at 26 feet bgs. Subsurface soils consist of dry to moist fine sand and silt formation extends to nearly 70 feet bgs. Below this massive sand and silt formation is a discontinuous coarse sand and gravel layer that grades to a sand, gravel, and clay till formation. Underlying the overburden is a grey cherty limestone formation at approximately 90 feet bgs.

The principal groundwater bearing zone beneath the Site is located within the coarse sand and gravel layer between 32 and 35 feet bgs. This layer is of variable thickness (generally 6 inches to three feet) but is horizontally discontinuous. The layer is located within the central and northeastern portions of the Site, but does not extend completely to the southern, northwestern or southeastern areas of the Site and is confined by the dense fine sands and silt above and below the groundwater bearing zone.

1.3 Nature and Extent of Contamination

During the Interim Remedial Measure (IRM), grossly contaminated soil and groundwater were removed from the Site. In total, 67,458 tons of soil were sent for disposal or treatment due to gasoline contamination. The remaining contamination left on-site consists of petroleum impacted groundwater. Groundwater sampling that occurred prior to the IRM confirmed that the Primary Contaminants of Concern (PCOCs) are limited to petroleum hydrocarbons.

Groundwater flows within the coarse sand/gravel groundwater bearing zone to the northeast. Groundwater recharge from the surface has been eliminated due to the concrete floor of the parking garage, which effectively covers 100% of the Site recharge area. Additionally, below grade migration has been effectively stopped by the presence of deep sheet piling that cuts off the groundwater bearing zone from the remaining off-site formation around the majority of the Site. The lack of a vertical recharge from the surface and the horizontal containment in the groundwater bearing zone was designed to contain the remaining groundwater on-site and reduces the future contaminant loading into the surrounding off-site formation. However, a small gap in the sheet piling along the southwestern corner may provide a route for off-site contamination to impact the Site's groundwater.

1.4 Site History

Contamination is related to the historic use of the property as a gas station and originally was sourced from leaking underground storage tanks located above the "Deep Excavation Area" (see **Figure 3**).

For over 40 years, the light non-aqueous phase liquid (LNAPL) filtered downward from the base of the tank to a depth of approximately 40 feet bgs. LNAPL intercepted the groundwater at approximately 32 feet bgs. The water table is present within a semi-confined coarse sand and gravel lens. This lens varies in thickness (1/2 to 3 feet) and extends to the northeast, confined laterally to the east and west. Because of low carbon in the fine sand silt and gravel formations, breakdown of benzene, toluene, ethylbenzene and xylene (BTEX) compounds was slow. This resulted in high volatile organic compounds (VOC) soil gas in the unsaturated zone below the release area and the continual loading of BTEX into the groundwater from the LNAPL. Soil Contamination (exceeding Residential Use SCOs), below the LNAPL

layer was noted to extend to a depth of 35 to 40 feet bgs. This area has been identified as the Source Area for groundwater contamination.

Dissolved BTEX, once entering the groundwater bearing zone was transported via localized, preferential groundwater flow to the northeast corner of the Site (Following the location of the coarse sand/gravel lens).

To redevelop the property into a medical office building, the Applicants (BCP F.L.C. 50 High Street, Corporation, Kaleida Health, Kaleida Properties, Inc. and Conventus Partners, LLC) acting as Brownfield Cleanup Program (BCP) Volunteers, submitted a BCP Application for the Site on November 28, 2011. The Applicants and the New York State Department of Environmental Conservation (NYSDEC) signed the Brownfield Cleanup Agreement (BCA) on June 15, 2012.

The NYSDEC approved IRM was implemented on January 2013. The following is a summary of the IRM performed at the Site:

1. Excavation of soil/fill exceeding restricted residential SCO's to 26 feet bgs;
2. Excavation of soil from the Source Area to 40 feet bgs;
3. Removal of LNAPL and contaminated groundwater;
4. Backfilling with clean fill and construction of concrete floor;
5. Backfilling the Source Area with flowable fill; and
6. Execution and recording of an Environmental Easement to restrict land use and prevent future exposure to any contamination remaining at the Site.

The removal of soils in the Source Area ("Area of Deep Excavation" in **Figure 3**) also included the removal of the groundwater bearing zone. During soil removal, 1,997 tons of groundwater and LNAPL was removed from the excavation and properly disposed off-site. The groundwater bearing zone within the Source Area was replaced with flowable fill, sealing this area off from the adjacent groundwater bearing zone beneath the Site.

Remedial activities were completed at the Site in October 2013. Implementation of the IRM, including source removal, was effective in removing any remaining free product grossly contaminated soils and the groundwater containing the highest dissolved BTEX. However, residual groundwater contamination remains on-site.

Following mass excavation activities, seven new wells were installed on-site.

Table 1-1: Post-Remediation Wells

Well ID	Diameter (in)	Depth to Water (ft)	Monitoring Well Elevation (ft)
BCP-MW-1	2	9.11	639.475
BCP-MW-2	8	N/A	N/A
BCP-MW-3	8	8.09	639.065
BCP-MW-4	2	8.26	639.225
BCP-MW-5	2	8.46	640.175
BCP-MW-6	8	9.17	639.305
BCP-MW-7	2	11.10	638.985

Note that one well (BCP-MW-2) was installed adjacent to the flowable fill within the Source Area. This well did not produce water. A second well, BCP-MW-6, was installed along the western side of the deep excavation, along the tiered excavation area and did intercept the portion of the groundwater bearing zone remaining along the shoring. This well did produce water for sampling. All other wells were installed through native materials and the gravel water bearing layer. All wells were installed to an approximate depth of 43 feet below surrounding grade (approximately 16 feet below basement floor elevation).

The monitoring wells are located in areas of previously identified groundwater contamination and to the south of the plume to confirm that contamination had not moved off-site to the south.

BCP-MW-2 was installed adjacent to the Source Area that was backfilled with flowable fill. Since its installation, this well has been dry. NYSDEC requested the well be modified to evaluate if groundwater underneath the flowable fill mass contains residual contamination. On October 7, 2015 Nature's Way Environmental installed a 1-inch PVC well through the existing BCP-MW-2 to a final depth of 50 feet bgs. The modified well has remained dry. This provides additional evidence that groundwater and petroleum contamination are limited to the coarse sand and gravel layer 32 to 35 feet bgs.

1.4.1 Pump and Treat Pilot Studies

Limited groundwater extraction was conducted on-site to determine if contaminant levels could be reduced using pump and treat techniques. The first pilot study was implemented from December 2015 to March 2016. A second pilot study was implemented from November 2016 to January 2017.

Groundwater was removed using submersible electric pumps. The total volume of groundwater removed was 4,762.2 gallons during the first event and 6,161 gallons during the second event.

Groundwater sampling was conducted before and after groundwater withdrawal events. Based on sampling results, the Pump-and-Treat Pilot studies did not appear to have a significant effect on groundwater contaminant concentrations.

1.4.2 In-situ Injections

The remedial method selected for the Site was in-situ chemical oxidation (ISCO) using RegenOX manufactured by Regenesis. RegenOX is sodium percarbonate formulated to degrade petroleum hydrocarbons through direct oxidation and through the generation of free radical compounds which will also oxidize contaminants. RegenOx produces minimal heat and pressure and is non-corrosive, making it a relatively safe chemical oxidant that is compatible for use in direct contact with underground infrastructure such as utilities, tanks, piping, and communication lines. This was an important characteristic when selecting the ISCO product due to the close proximity of the monitoring wells to the earth retention sheeting for the Conventus Building.

The amount of RegenOX used was calculated based on Site specific data and professional experience of C&S and Regenesis. RegenOX was mixed with tap water in 55-gallon drums at a concentration of 100 pounds of RegenOX with 110 gallons of water for each location.

In-situ treatment consisted of gravity-feeding a chemical oxidizer mixed with water directly into monitoring wells, BCP-MW-3, BCP-MW-4, BCP-MW-5, and BCP-MW-6. Groundwater samples were collected approximately three months after treatment. The first ISCO treatment was conducted on December 12, 2013.

Evaluation of the gravity fed treatments determined this method was not effective at reducing groundwater contaminants. A work plan for increasing the amount of treatment solution using pressure injections was developed. Borings were advanced in the lower floor of underground parking to apply in-situ treatments under pressure directly into the contaminated sand and gravel lens.

The ISCO solution was directly injected into the soil in 12 borings in the sub-basement. Three borings were advanced adjacent to each monitoring well listed below:

- BCP-MW-3
- BCP-MW-5
- BCP-MW-4

- BCP-MW-6

Each injection boring had to be carefully located to avoid hitting utilities located underneath the floor, with the intent of being within 10 to 15 feet of each monitoring well. Each injection boring was advanced into the coarse sand and gravel layer, approximately 15 feet below the concrete floor.

The ISCO solution was pumped from the mixing station to a truck mounted geo-probe and into the subsurface. The mix of RegenOX and water was injected under pressure in each boring, and the 12 injection borings received approximately 100 pounds of RegenOx. Additionally, 100 pounds of ISCO material was gravity fed directly into each monitoring well. A total of 1,600 pounds of RegenOx was used for each treatment event. For two treatments, a total of 3,200 pounds of RegenOX was used. These large treatment events resulted in mixed results; some locations showed an increase in contaminant concentrations, likely due to additional petroleum desorption, other locations indicated a significant decrease of petroleum contaminants.

Starting in 2018 ISCO treatment method changed to smaller pressurized injections around each target location on a quarterly schedule. A total of six temporary PVC injection points were installed around BCP-MW-6 and BCP-MW-5. Each quarterly treatment injects a total of 800 pounds (130 pounds per injection point) of chemical oxidant. Groundwater monitoring is conducted biannually.

The following provides all ISCO injections that have occurred to date:

December 12, 2013
July 28, 2014
June 24, 2015
May 24 - 25, 2017
September 13 - 15, 2017
May 31, 2018
July 6, 2018
October 1, 2018
January 8 - 11, 2019
June 11 - 12, 2019
October 16 - 17, 2019
November 12 - 13, 2019

**Periodic Review Report
Former Mobil Service Station 99-MST
979 Main Street (1001 Main Street), BCP No. C915260**

March 31 – April 1, 2020

June 23 – 24, 2020

September 21 – 24, 2020

January 5 – 8, 2021

June 1 – 4, 2021

August 13 – 14, 2021

October 13 – 14, 2021

2 REMEDY PERFORMANCE, EFFECTIVENESS AND PROTECTIVENESS

The table below presents a comparison of total VOC and BTEX concentrations from each monitoring well and the percent change from pre-treatment and post-treatment groundwater monitoring. A copy of complete laboratory analytical results is provided in **Appendix B**. The field data forms are provided in **Appendix C**.

Table 2-1: VOC Concentration Change

<i>Monitoring Well</i>	<i>Percent Change Post Injections October 2024 to April 2025</i>	<i>Percent Change Post Injections April 2025 to November 2025</i>	<i>Maximum Concentration since September 2013</i>	<i>Percent Change Post Remediation Maximum to November 2025</i>
BCP MW-1	-100	+100	216.7	-98
BCP MW-3	+40	-49	11,730	-94
BCP MW-4	-66	-2	4,577	-91
BCP MW-5	-66	+182	18,072	-68
BCP MW-6	-100	+100	5,526	-100
BCP MW-7	+100	-77	136.17	-99

Note: Negative value indicates decrease in concentration and positives value indicates increase in concentration
BCP-MW-2 was dry. No samples were collected. (First round of post-remediation sampling occurred on September 20th, 2013.)

Table 2-2: BTEX Concentration Change

<i>Monitoring Well</i>	<i>Percent Change Post Injections October 2024 to April 2025</i>	<i>Percent Change Post Injections April 2025 to November 2025</i>	<i>Maximum Concentration since September 2013</i>	<i>Percent Change Post Remediation Maximum to November 2025</i>
BCP MW-1	-100	+100	82.7	-97

**Periodic Review Report
Former Mobil Service Station 99-MST
979 Main Street (1001 Main Street), BCP No. C915260**

BCP MW-3	+89	-41	11,610	-96
BCP MW-4	-71	+4	4,191	-96
BCP MW-5	-77	+329	17,670	-80
BCP MW-6	-100	+100	5,398	-100
BCP MW-7	-100	0	115.70	-100

Note: Negative value indicates decrease in concentration and positives value indicates increase in concentration
BCP-MW-2 was dry. No samples were collected. (First round of post-remediation sampling occurred on September 20th, 2013.)

Table 2-1 and **Table 2-2** show consistent decreases in contaminant concentrations from when remedial activities began in September 2013. However, from April 2025 to November 2025, BCP-MW-1, BCP-MW-5, and BCP-MW-6 showed increases in both VOC and BTEX concentrations, and BCP-MW-4 showed a marginal increase in BTEX concentrations. These increases have been observed during the in-situ injection program multiple times. The injection product has chemicals that actively desorb VOCs from the soil and still may be having an effect over time. This temporarily increases the dissolved VOC concentrations in the groundwater while other chemicals degrade the VOCs. In addition, injection products have a significant delayed reduction on contaminant concentrations due to nearly zero groundwater movement within the footprint of the Conventus Building. Permanent steel shoring has cut off the groundwater underneath the building resulting in very slow movement of treatment solution to contaminated areas. However, compared to the maximum concentrations observed post remediation, all monitoring wells have experienced a decrease in both BTEX and total VOCs, most of which have decreased over ninety percent.

Graph 1 shows total BTEX concentrations over time. **Figure 3** shows the historic BTEX concentrations from each well. **Graph 2** shows total VOC concentrations over time.

Despite the increase in VOC concentrations in three out of the six sampled monitoring wells, the remedy is demonstrating effectiveness and protectiveness for the following reasons:

- The residual contamination is over 30 feet below ground surface or seven to ten feet below the surface of the lowest parking floor. The general public would not be exposed to contaminated water. Most utilities in the area are much shallower than the contamination; therefore, the risk to construction workers is low.
- Based on previous investigations conducted by C&S (including downgradient sampling conducted 2016), the residual contamination is confined to the footprint of the building and the Main Street Right-of-Way site along the western foundation of the Conventus Building due to the steel shoring cutting off groundwater flow.

- Exposure to any potential soil vapor is significantly mitigated to the occupants of the building and surrounding area due to two floors of underground parking designed with ventilation systems, vapor barrier on the lower floor and a passive sub-slab depressurization system.

Considering that the residual contamination is isolated both vertically and horizontally on the Site, the remedy is protective of the public and environment.

3 IC/EC PLAN COMPLIANCE REPORT

3.1 IC/EC Requirements and Compliance

As stated in the 2014 Decision Document, the remedial action objectives (RAO) selected for this Site are:

3.1.1 Groundwater

RAOs for Public Health Protection

- Prevent ingestion of groundwater with contaminant levels exceeding drinking water standards.
- Prevent contact with, or inhalation of volatiles, from contaminated groundwater.

RAOs for Environmental Protection

- Restore ground water aquifer to pre-disposal/pre-release conditions, to the extent practicable.
- Prevent the discharge of contaminants to surface water.

3.1.2 Soil

RAOs for Public Health Protection

- Prevent ingestion/direct contact with contaminated soil.
- Prevent inhalation of or exposure from contaminants volatilizing from contaminants in soil.

RAOs for Environmental Protection

- Prevent migration of contaminants that would result in groundwater or surface water contamination.

3.1.3 Soil Vapor

RAOs for Public Health Protection

- Mitigate impacts to public health resulting from existing, or the potential for, soil vapor intrusion directly into buildings at a site.

3.1.4 Institutional Controls

The institutional controls for this Site are:

- The Site may only be used for restricted residential use provided that the long-term Engineering and Institutional Controls included in this SMP are employed;
- The Site may not be used for a higher level of use, unrestricted or residential use, without additional remediation and amendment of the Environmental Easement, as approved by the NYSDEC;
- All future activities on the Site that will disturb remaining contaminated material must be conducted in accordance with this SMP;
- The use of the groundwater underlying the Site is prohibited by the City of Buffalo; and
- Vegetable gardens and farming on the Site are prohibited.

During this certifying period the site changed owners from Seavest Core Buffalo Conventus, LLC. The land use of the Site has not changed. All institutional controls for this Site are in accordance with requirements of the Environmental Easement.

3.1.5 Engineering Controls

The engineering controls for this Site are:

- Groundwater treatment and monitoring using the seven wells installed in the sub-basement of the building

All engineering controls for this Site are in accordance with requirements of the Environmental Easement.

3.2 IC/EC Certification

As required, the Site Management Periodic Review Report Notice – Institutional and Engineering Controls Certificate Form has been completed and a copy is provided in **Appendix A**.

4 MONITORING PLAN COMPLIANCE REPORT

The SMP identified the need for continued monitoring of groundwater conditions at the Site, including the periodic measuring of water levels and collecting groundwater samples for VOC analysis.

The following monitoring wells are included in the groundwater monitoring plan:

- BCP-MW-1
- BCP-MW-2
- BCP-MW-3

- BCP-MW-4
- BCP-MW-5
- BCP-MW-6
- BCP-MW-7

All monitoring wells were sampled with the exception of BCP-MW-2, which has remained dry since its installation.

The groundwater monitoring activities included the collection of depth-to-water measurements at each monitoring well, collecting PID readings from the well heads before sampling as well as during sampling, and the collection of groundwater samples for laboratory analysis. Once the groundwater samples were collected excess purge water are contained in approved drums containing activated carbon that are stored onsite. No drums were removed from the Site for disposal during this reporting period. Groundwater sampling was conducted in accordance with the U.S. Environmental Protection Agency Low flow sample procedure. Groundwater sample occurred on the dates below:

September 20, 2013	March 22, 2016	November 30, 2018	December 14, 2022
March 19, 2014	June 3, 2016	July 30, 2019	March 28, 2023
May 22, 2014	October 25, 2016	December 4, 2019	August 24, 2023
March 11, 2015	December 8, 2016	May 13, 2020	October 2, 2024
June 17, 2015	January 20, 2017	November 25, 2020	April 25, 2025
August 3, 2015	May 17, 2017	May 14, 2021	November 25, 2025
October 7, 2015	July 5, 2017	December 14, 2021	
December 14, 2015	November 2, 2017	April 7, 2022	
January 27, 2016	August 18, 2018	August 25, 2022	

Figure 3 shows the location of the groundwater wells in the sub-basement of the Conventus Building. **Figure 4** shows groundwater contours.

Table 1 provides sample results for this reporting period. Data Usability Summary Reports (DUSR) for this reporting period are provided in **Appendix D**.

5 OPERATION AND MAINTENANCE PLAN COMPLIANCE

The only maintenance items are those associated with the monitoring wells. Maintenance to the PVC risers and road box are recommended for BCP-MW-5. The BCP-MW-5 road box is severely rusted, and large pieces are chipping off the top of

the road box due to water overflowing inside the well. These issues do not interfere with groundwater monitoring or the integrity of the samples.

The exterior road box was in good condition. The cover was severely rusted. The cover, seal and bolts were replaced on November 26, 2025.

Each monitoring well has a J-plug, and all well caps on all monitoring wells have bolts.

All maintenance items previously noted for the monitoring wells are now complete.

6 CONCLUSIONS

Based upon the remedial activities performed, the following conclusions have been formulated:

- All of the required work was completed and is reported herein.
- The remedial activities performed at the Site have prevented any adverse risk to human health and the environment.

7 RECOMMENDATIONS

On May 21, 2025, a meeting was conducted with the NYSDEC to discuss the status of residual groundwater contamination beneath the Conventus Building, with particular focus on the proposed discontinuation of in-situ injection activities. Following this meeting, on May 29, 2025, the NYSDEC formally requested submission of a written proposal to cease in-situ injections. The proposal was subsequently submitted on September 5, 2025. NYSDEC issued its response to the Injection Cessation Request on October 31, 2025, which stated, in part:

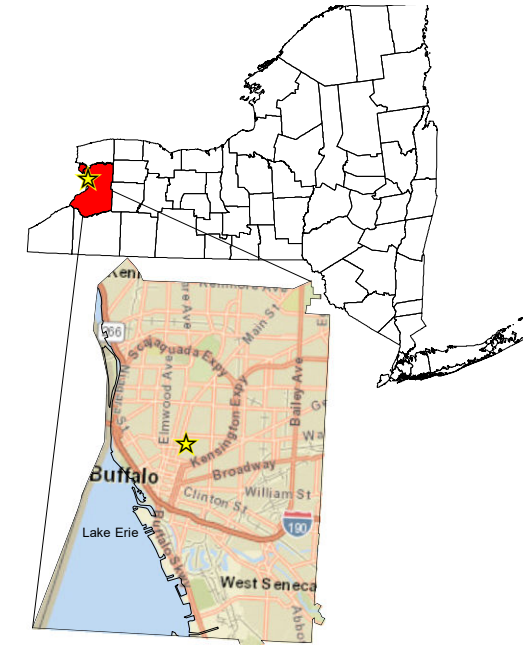
Based on the limited effectiveness of prior injection efforts and the site's geologic conditions, NYSDEC is amenable to the cessation of routine injections, provided that the groundwater monitoring network is substantially expanded to confirm that off-site migration is not occurring. The groundwater contour data suggest a radial flow pattern originating from the interior of the Site; therefore, additional monitoring wells are recommended along the entire Site perimeter, outside of the sheet piling.

The installation of additional perimeter monitoring wells presents logistical and technical challenges that require further evaluation and will be addressed in a subsequent work plan.

In the interim, semiannual groundwater monitoring will continue at the Site until conditions warrant modification of the current program. The next semiannual sampling event will be conducted on or around May 25, 2026.

FIGURES

Path: F:\Project\U86 - Seavest Core Buffalo Conventus, LLC\PRR\2023\figure1_site location.mxd



C&S COMPANIES
 C&S Engineers, Inc.
 141 Elm Street
 Buffalo, New York 14203
 Phone: 716-847-1630
 Fax: 716-847-1454
 www.cscos.com



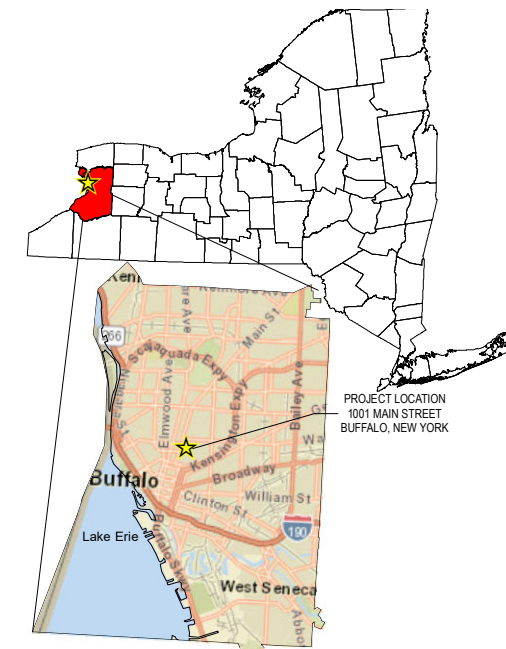
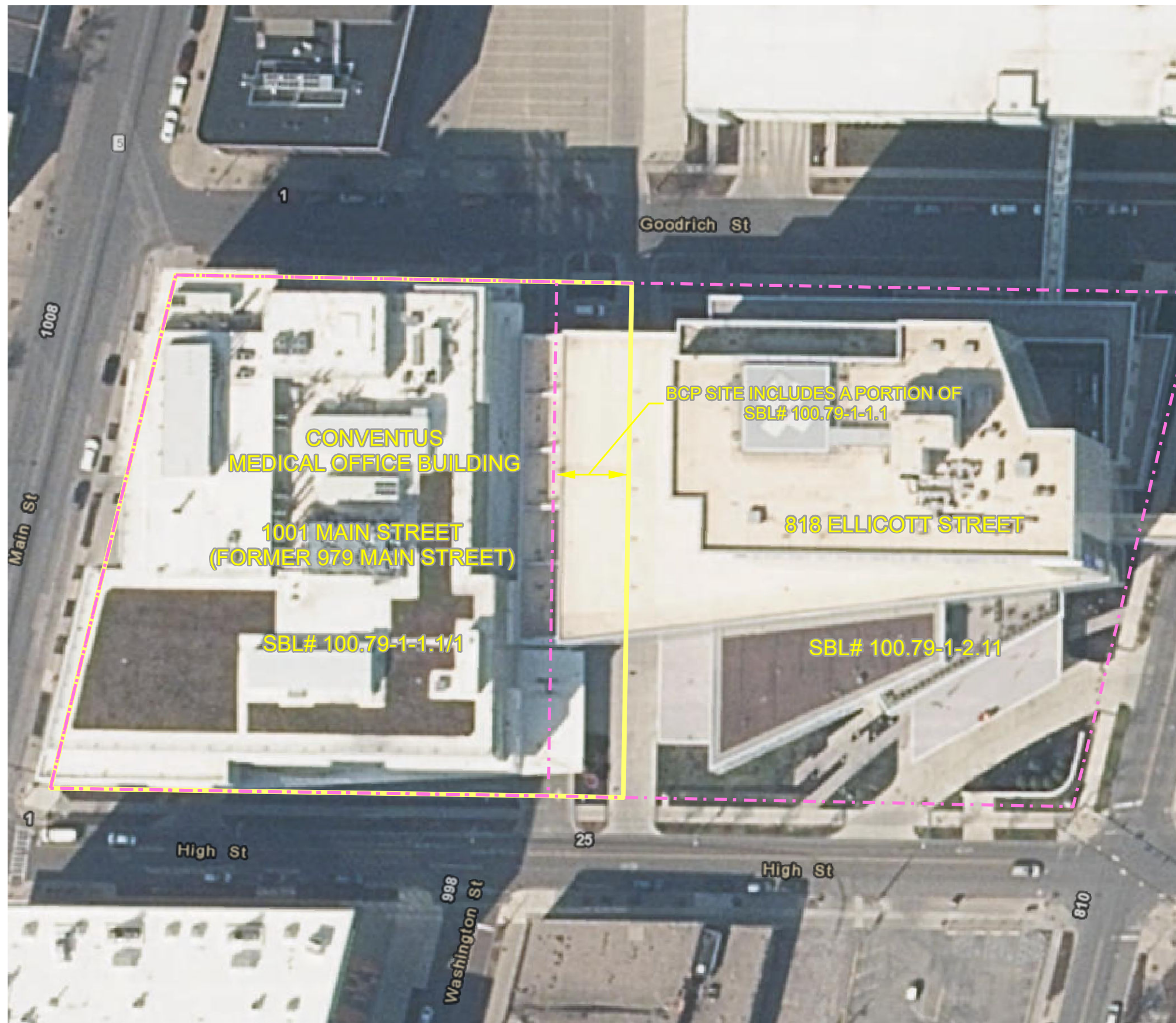
**FORMER MOBIL STATION 99-MST
 979 MAIN ST (1001 MAIN ST)
 BUFFALO, NEW YORK**

MARK	DATE	DESCRIPTION
REVISIONS		
PROJECT NO: U86.001.005		
DATE: APRIL 2023		
DRAWN BY: C. MARTIN		
DESIGNED BY: C. MARTIN		
CHECKED BY: D. RIKER		
NO ALTERATION PERMITTED HEREON EXCEPT AS PROVIDED UNDER SECTION 7209 SUBDIVISION 2 OF THE NEW YORK EDUCATION LAW		

SITE LOCATION

FIGURE 1

Path: F:\Project\U86 - Seavest Core Buffalo Conventus, LLC\PRR\2023\figure2_project boundaries.mxd



Legend

- Parcel Boundary
- Brownfield Cleanup Program Boundary

Property Note

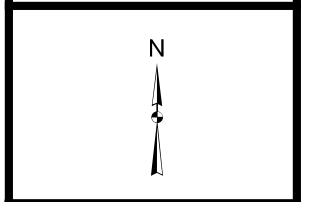
1) The BCP Project Area ("Site") includes the entire western parcel [1001 Main Street (formerly 979 Main Street)] and extends approximately 40 feet east onto the adjacent eastern parcel (818 Ellicott Street). Total acreage of the BCP Project Site is 1.72 acres.

Notes

- 1) Groundwater elevation benchmark.
- 2) Coordinate System: NAD 1983 StatePlane NY West FIPS 3103
Projection: Transverse Mercator
Datum: North American 1983
Units: Foot US



C&S COMPANIES
 C&S Engineers, Inc.
 141 Elm Street
 Buffalo, New York 14203
 Phone: 716-847-1630
 Fax: 716-847-1454
 www.cscos.com



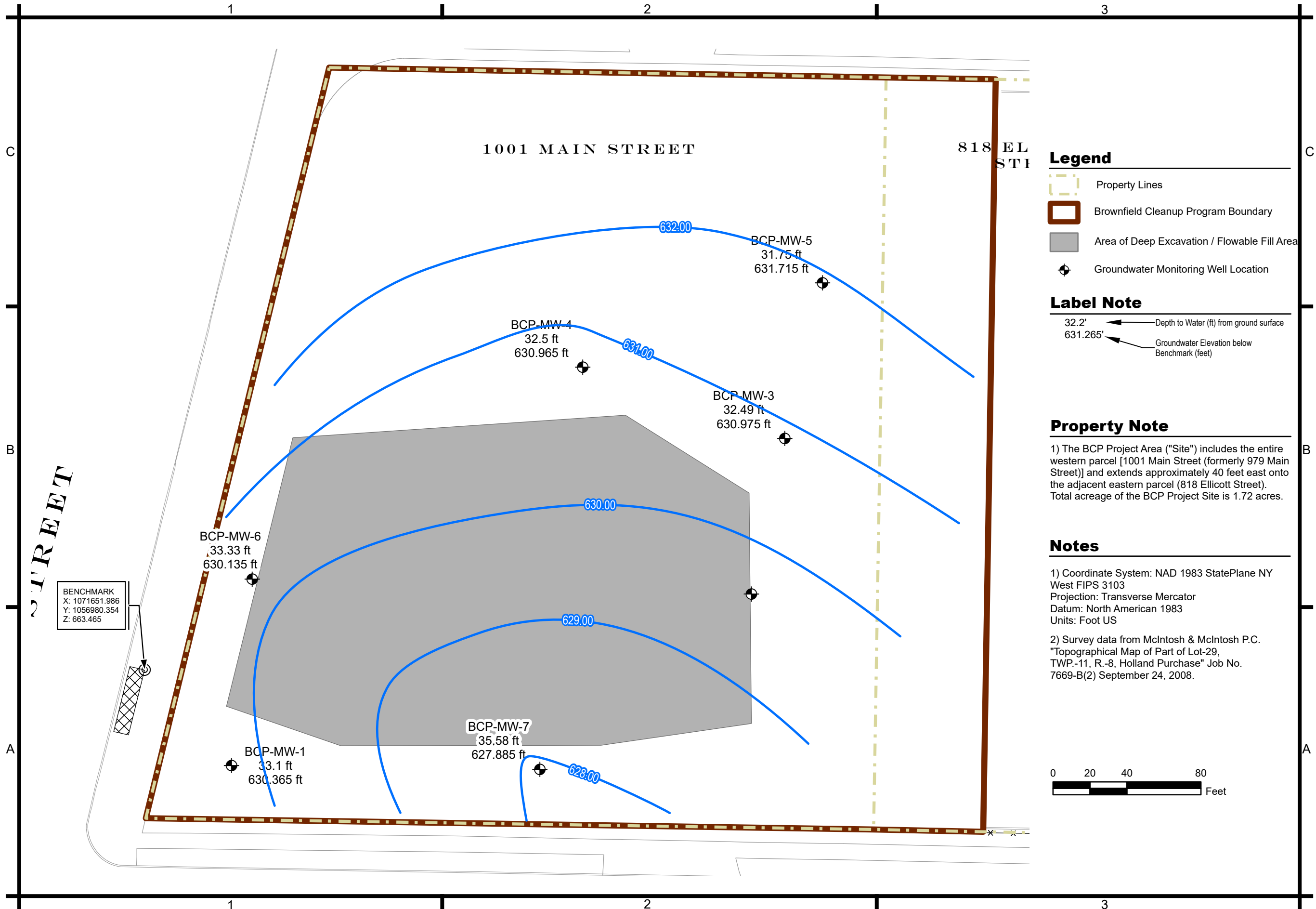
**FORMER MOBIL STATION 99-MST
 979 MAIN ST (1001 MAIN ST)
 BUFFALO, NEW YORK**

MARK	DATE	DESCRIPTION
REVISIONS		
PROJECT NO: U86.001.005		
DATE: APRIL 2023		
DRAWN BY: C. MARTIN		
DESIGNED BY: C. MARTIN		
CHECKED BY:		
NO ALTERATION PERMITTED HEREON EXCEPT AS PROVIDED UNDER SECTION 7209 SUBDIVISION 2 OF THE NEW YORK EDUCATION LAW		

PROJECT
 BOUNDARIES

FIGURE 2

Path: F:\Project\U86 - Seavest Core Buffalo Conventus, LLC\PRR\2025\Figures\Conventus\Conventus.aprx



Legend

- Property Lines
- Brownfield Cleanup Program Boundary
- Area of Deep Excavation / Flowable Fill Area
- Groundwater Monitoring Well Location

Label Note

- 32.2' ← Depth to Water (ft) from ground surface
- 631.265' ← Groundwater Elevation below Benchmark (feet)

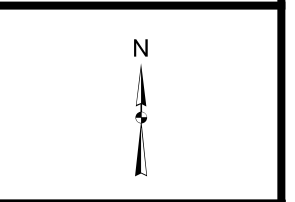
Property Note

1) The BCP Project Area ("Site") includes the entire western parcel [1001 Main Street (formerly 979 Main Street)] and extends approximately 40 feet east onto the adjacent eastern parcel (818 Ellicott Street). Total acreage of the BCP Project Site is 1.72 acres.

Notes

- 1) Coordinate System: NAD 1983 StatePlane NY West FIPS 3103
Projection: Transverse Mercator
Datum: North American 1983
Units: Foot US
- 2) Survey data from McIntosh & McIntosh P.C. "Topographical Map of Part of Lot-29, TWP.-11, R.-8, Holland Purchase" Job No. 7669-B(2) September 24, 2008.

C&S Engineers, Inc.
141 Elm Street
Buffalo, New York 14203
Phone: 716-847-1630
Fax: 716-847-1454
www.cscos.com



FORMER MOBIL STATION 99-MST
979 MAIN ST (1001 MAIN ST)
BUFFALO, NEW YORK

MARK	DATE	DESCRIPTION
REVISIONS		
PROJECT NO: U86.001.005		
DATE: APRIL 2026		
DRAWN BY: C. MARTIN		
DESIGNED BY: C. MARTIN		
CHECKED BY: D. RIKER		
NO ALTERATION PERMITTED HEREON EXCEPT AS PROVIDED UNDER SECTION 7209 SUBDIVISION 2 OF THE NEW YORK EDUCATION LAW		

GROUNDWATER
CONTOUR

FIGURE 4

TABLES

TABLE 1

GROUNDWATER ANALYTICAL RESULTS
SUMMARY OF DETECTED COMPOUNDS APRIL AND NOVEMBER 2025
FORMER MOBIL STATION 99-MST 979 MAIN STREET (1001 MAIN STREET) BROWNFIELD CLEANUP



NY-AWQS (ug/l)	LOCATION:	BCP MW-1			BCP MW-3			BCP MW-4			BCP MW-5			BCP MW-6			BCP MW-7			BCP MW-1		
	COLLECTION DATE:	4/25/2025			4/25/2025			4/25/2025			4/25/2025			4/25/2025			4/25/2025			11/25/2025		
	SAMPLE MATRIX:	WATER			WATER			WATER			WATER			WATER			WATER			WATER		
		Result	Flg	RL	Result	Flg	RL	Result	Flg	RL	Result	Flg	RL	Result	Flg	RL	Result	Flg	RL	Result	Flg	RL
VOCs																						
Methylene chloride	5	ND	2.5	ND	12	ND	5	ND	25	ND	2.5	ND	2.5	ND	2.5	ND	2.5	ND	2.5	ND	2.5	
1,1-Dichloroethane	5	ND	2.5	ND	12	ND	5	ND	25	ND	2.5	ND	2.5	ND	2.5	ND	2.5	ND	2.5	ND	2.5	
Chloroform	7	ND	2.5	ND	12	ND	5	ND	25	ND	2.5	ND	2.5	ND	2.5	ND	2.5	ND	2.5	ND	2.5	
Carbon tetrachloride	5	ND	UJ	0.5	ND	UJ	2.5	ND	UJ	1	ND	UJ	5	ND	0.5	ND	UJ	0.5	ND	UJ	0.5	
1,2-Dichloropropane	1	ND	1	ND	5	ND	2	ND	10	ND	1	ND	1	ND	1	ND	1	ND	1	ND	1	
Dibromochloromethane	50	ND	0.5	ND	2.5	ND	1	ND	5	ND	0.5	ND	0.5	ND	0.5	ND	0.5	ND	0.5	ND	0.5	
1,1,2-Trichloroethane	1	ND	1.5	ND	7.5	ND	3	ND	15	ND	1.5	ND	1.5	ND	1.5	ND	1.5	ND	1.5	ND	1.5	
Tetrachloroethene	5	ND	0.5	ND	2.5	ND	1	ND	5	ND	0.5	ND	0.5	ND	0.5	ND	0.5	ND	0.5	ND	0.5	
Chlorobenzene	5	ND	2.5	ND	12	ND	5	ND	25	ND	2.5	ND	2.5	ND	2.5	ND	2.5	ND	2.5	ND	2.5	
Trichlorofluoromethane	5	ND	UJ	2.5	ND	UJ	12	ND	UJ	5	ND	UJ	25	ND	2.5	ND	UJ	2.5	ND	UJ	2.5	
1,2-Dichloroethane	0.6	ND	0.5	ND	2.5	ND	1	ND	5	ND	0.5	ND	0.5	ND	0.5	ND	0.5	ND	0.5	ND	0.5	
1,1,1-Trichloroethane	5	ND	2.5	ND	12	ND	5	ND	25	ND	2.5	ND	2.5	ND	2.5	ND	2.5	ND	2.5	ND	2.5	
Bromodichloromethane	50	ND	0.5	ND	2.5	ND	1	ND	5	ND	0.5	ND	0.5	ND	0.5	ND	0.5	ND	0.5	ND	0.5	
trans-1,3-Dichloropropene	0.4	ND	UJ	0.5	ND	UJ	2.5	ND	UJ	1	ND	UJ	5	ND	0.5	ND	UJ	0.5	ND	UJ	0.5	
cis-1,3-Dichloropropene	0.4	ND	0.5	ND	2.5	ND	1	ND	5	ND	0.5	ND	0.5	ND	0.5	ND	0.5	ND	0.5	ND	0.5	
Bromoform	50	ND	2	ND	10	ND	4	ND	20	ND	2	ND	2	ND	2	ND	2	ND	2	ND	2	
1,1,2,2-Tetrachloroethane	5	ND	UJ	0.5	ND	UJ	2.5	ND	UJ	1	ND	UJ	5	ND	0.5	ND	UJ	0.5	ND	UJ	0.5	
Benzene	1	ND	0.5	ND	2.5	2.3	1	ND	5	ND	0.5	ND	0.5	ND	0.5	ND	0.5	ND	0.5	ND	0.5	
Toluene	5	ND	2.5	7.7	J	5	28	5	28	25	ND	2.5	ND	2.5	ND	2.5	ND	2.5	ND	2.5	2.5	
Ethylbenzene	5	ND	2.5	290	J	12	160	5	700	25	ND	2.5	ND	2.5	ND	2.5	ND	2.5	ND	2.5	2.5	
Chloromethane	NA	ND	2.5	ND	12	ND	5	ND	25	ND	2.5	ND	2.5	ND	2.5	ND	2.5	ND	2.5	ND	2.5	
Bromomethane	5	ND	2.5	ND	12	ND	5	ND	25	ND	UJ	2.5	ND	2.5	ND	2.5	ND	2.5	ND	UJ	2.5	
Vinyl chloride	2	ND	1	ND	5	ND	2	ND	10	ND	1	ND	1	ND	1	ND	1	ND	1	ND	1	
Chloroethane	5	ND	2.5	ND	12	ND	5	ND	25	ND	2.5	ND	2.5	ND	2.5	ND	2.5	ND	2.5	ND	2.5	
1,1-Dichloroethene	5	ND	0.5	ND	2.5	ND	1	ND	5	ND	0.5	ND	0.5	ND	0.5	ND	0.5	ND	0.5	ND	0.5	
trans-1,2-Dichloroethene	5	ND	2.5	ND	12	ND	5	ND	25	ND	2.5	ND	2.5	ND	2.5	ND	2.5	ND	2.5	ND	2.5	
Trichloroethene	5	ND	0.5	ND	2.5	ND	1	ND	5	ND	0.5	ND	0.5	ND	0.5	ND	0.5	ND	0.5	ND	0.5	
1,2-Dichlorobenzene	3	ND	2.5	ND	12	ND	5	ND	25	ND	2.5	ND	2.5	ND	2.5	ND	2.5	ND	2.5	ND	2.5	
1,3-Dichlorobenzene	3	ND	2.5	ND	12	ND	5	ND	25	ND	2.5	ND	2.5	ND	2.5	ND	2.5	ND	2.5	ND	2.5	
1,4-Dichlorobenzene	3	ND	2.5	ND	12	ND	5	ND	25	ND	2.5	ND	2.5	ND	2.5	ND	2.5	ND	2.5	ND	2.5	
Methyl tert butyl ether	10	ND	2.5	ND	12	ND	5	ND	25	ND	2.5	ND	2.5	ND	2.5	ND	2.5	ND	2.5	ND	2.5	
o/m-Xylene	5	ND	2.5	370	J	12	5.1	5	73	25	ND	2.5	ND	2.5	ND	2.5	ND	2.5	ND	1.5	J	
p-Xylene	5	ND	2.5	20	12	ND	5	33	25	ND	2.5	ND	2.5	ND	2.5	ND	2.5	ND	2.5	ND	2.5	
cis-1,2-Dichloroethene	5	ND	2.5	ND	12	ND	5	ND	25	ND	2.5	ND	2.5	ND	2.5	ND	2.5	ND	2.5	ND	2.5	
Styrene	5	ND	2.5	ND	12	ND	5	ND	25	ND	2.5	ND	2.5	ND	2.5	ND	2.5	ND	2.5	ND	2.5	
Dichlorodifluoromethane	5	ND	5	ND	25	ND	10	ND	50	ND	5	ND	5	ND	5	ND	5	ND	5	ND	5	
Acetone	50	ND	5	ND	25	ND	10	ND	50	5	J UJ	5	3.2	J	5	6	UJ	5	6	UJ	5	
Carbon disulfide	60	ND	5	ND	25	ND	10	ND	50	ND	5	ND	5	ND	5	ND	5	ND	5	ND	5	
2-Butanone	50	ND	UJ	5	ND	UJ	25	ND	UJ	10	47	J J	50	ND	UJ	5	ND	UJ	5	ND	UJ	
4-Methyl-2-pentanone	NA	ND	UJ	5	ND	UJ	25	ND	UJ	10	26	J J	50	ND	UJ	5	ND	UJ	5	ND	UJ	
2-Hexanone	50	ND	UJ	5	ND	UJ	25	ND	UJ	10	23	J J	50	ND	UJ	5	ND	UJ	5	ND	UJ	
1,2-Dibromoethane	0.0006	ND	2	ND	10	ND	4	ND	20	ND	2	ND	2	ND	2	ND	2	ND	2	ND	2	
n-Butylbenzene	5	ND	2.5	ND	12	1.8	J	5	ND	25	ND	2.5	ND	2.5	ND	2.5	ND	2.5	ND	2.5	2.5	
sec-Butylbenzene	5	ND	2.5	ND	12	ND	5	ND	25	ND	2.5	ND	2.5	ND	2.5	ND	2.5	ND	2.5	ND	2.5	
tert-Butylbenzene	5	ND	2.5	ND	12	ND	5	ND	25	ND	2.5	ND	2.5	ND	2.5	ND	2.5	ND	2.5	ND	2.5	
1,2-Dibromo-3-chloropropane	0.04	ND	2.5	ND	12	ND	5	ND	25	ND	2.5	ND	2.5	ND	2.5	ND	2.5	ND	2.5	ND	2.5	
Isopropylbenzene	5	ND	2.5	ND	12	8.6	J	5	10	J	25	ND	2.5	ND	2.5	ND	2.5	ND	2.5	ND	2.5	
p-Isopropyltoluene	5	ND	2.5	ND	12	ND	5	ND	25	ND	2.5	ND	2.5	ND	2.5	ND	2.5	ND	2.5	ND	2.5	
Naphthalene	10	ND	2.5	150	J	12	38	5	73	25	ND	2.5	ND	2.5	ND	2.5	ND	2.5	ND	0.84	J	
n-Propylbenzene	5	ND	2.5	13	12	37	5	42	25	ND	2.5	ND	2.5	ND	2.5	ND	2.5	ND	2.5	ND	2.5	
1,2,4-Trichlorobenzene	5	ND	2.5	ND	12	ND	5	ND	25	ND	2.5	ND	2.5	ND	2.5	ND	2.5	ND	2.5	ND	2.5	
1,3,5-Trimethylbenzene	5	ND	2.5	7.2	J	12	ND	5	11	J	25	ND	2.5	ND	2.5	ND	2.5	ND	2.5	ND	2.5	
1,2,4-Trimethylbenzene	5	ND	2.5	510	J	12	130	5	880	25	ND	2.5	ND	2.5	ND	2.5	ND	2.5	ND	0.89	J	
Methyl Acetate	NA	ND	2	ND	10	ND	4	ND	20	ND	2	ND	2	ND	2	ND	2	ND	2	ND	2	
Cyclohexane	NA	ND	10	61	50	20	20	85	J	100	ND	10	ND	10	ND	10	ND	10	ND	UJ	10	
Freon-113	5	ND	2.5	ND	12	ND	5	ND	25	ND	2.5	ND	2.5	ND	2.5	ND	2.5	ND	2.5	ND	2.5	
Methyl cyclohexane	NA	ND	10	6.5	J	50	6.5	J	20	32	J	100	ND	10	ND	10	ND	10	ND	10	ND	
VOC TOTAL		0		1452.9		414.3		2063		0		3.2		0		0		4.23		0		2.5
BTEX TOTAL		0		687.7		172.4		834		0		0		0		0		2.5		0		2.5

NY-AWQS: New York TOGS 111 Ambient Water Quality Standards & Guidance Values Criteria per Standards & Guidance Values including all addenda through February 2023.
 J - Presumptive evidence of compound. This represents an estimated concentration for Tentatively Identified Compounds (TICs), where the identification is based on a mass spectral library search.
 U - Not detected at the reported detection limit for the sample.

TABLE 1

GROUNDWATER ANALYTICAL RESULTS
SUMMARY OF DETECTED COMPOUNDS APRIL AND NOVEMBER 2025
FORMER MOBIL STATION 99-MST 979 MAIN STREET (1001 MAIN STREET) BROWNFIELD CLEANUP

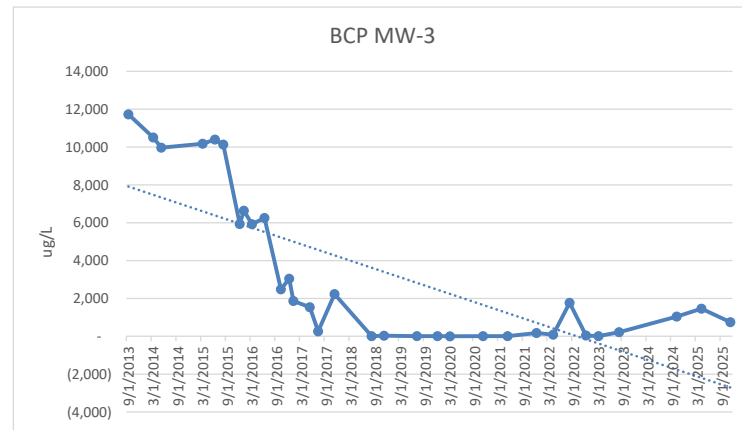
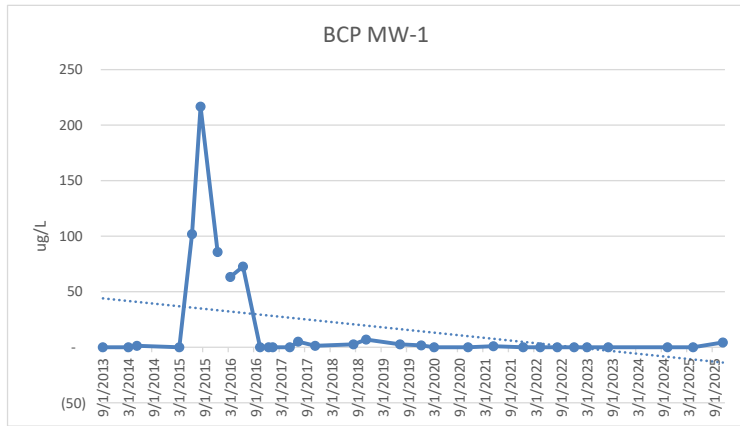
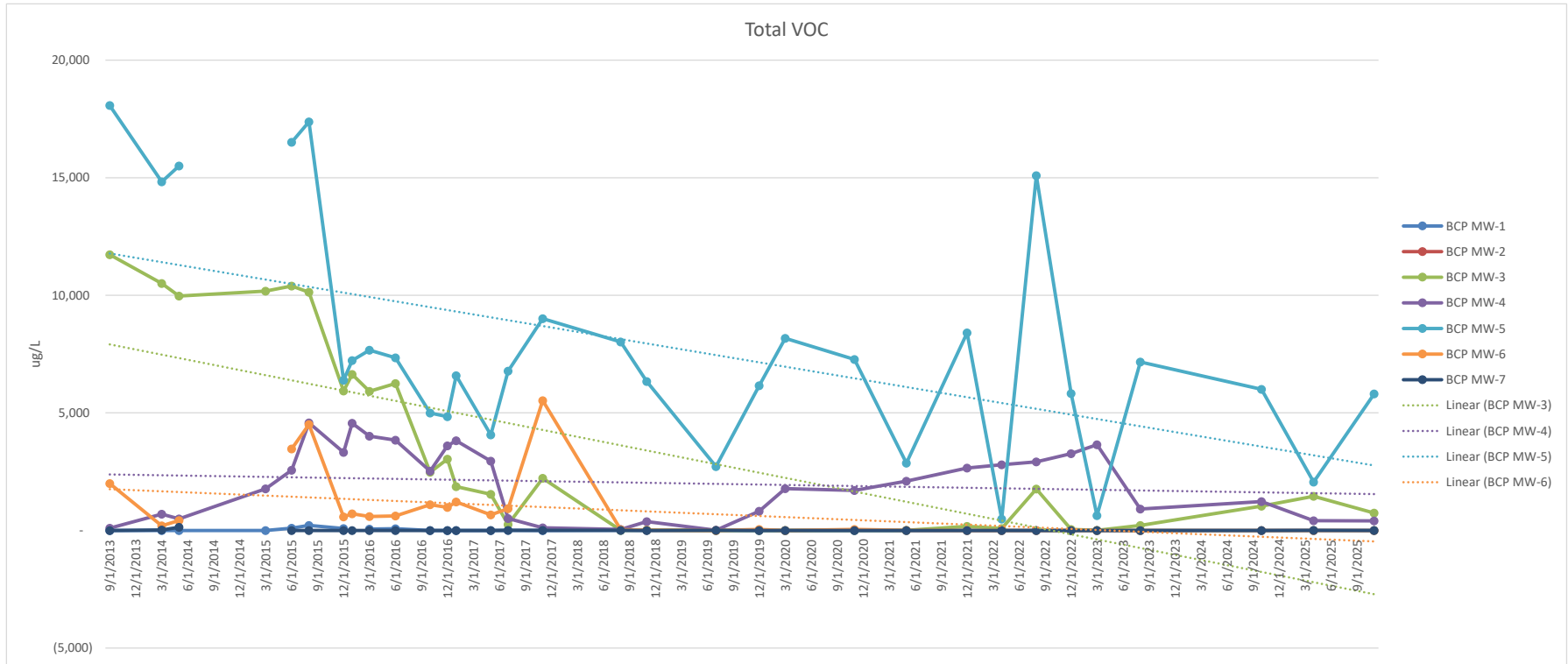


	LOCATION:	BCP MW-3			BCP MW-4			BCP MW-5			BCP MW-6			BCP MW-7			DUP-11252025			TRIP BLANK			
	COLLECTION DATE:	11/25/2025			11/25/2025			11/25/2025			11/25/2025			11/25/2025			11/25/2025						
	SAMPLE MATRIX:	WATER			WATER			WATER			WATER			WATER			WATER						
	NY-AWQS (ug/l)	Result	Flg	RL	Result	Flg	RL	Result	Flg	RL	Result	Flg	RL	Result	Flg	RL	Result	Flg	RL	Result	Flg	RL	
VOCs																							
Methylene chloride	5	ND		5	ND		100	ND		25	ND		2.5	ND		2.5	ND		2.5	ND		2.5	
1,1-Dichloroethane	5	ND		5	ND		100	ND		25	ND		2.5	ND		2.5	ND		2.5	ND		2.5	
Chloroform	7	ND		5	ND		100	ND		25	ND		2.5	ND		2.5	ND		2.5	ND		2.5	
Carbon tetrachloride	5	ND		1	ND		20	ND		5	ND		0.5	ND		0.5	ND		0.5	ND		0.5	
1,2-Dichloropropane	1	ND		2	ND		40	ND		10	ND		1	ND		1	ND		1	ND		1	
Dibromochloromethane	50	ND		1	ND		20	ND		5	ND		0.5	ND		0.5	ND		0.5	ND		0.5	
1,1,2-Trichloroethane	1	ND		3	ND		60	ND		15	ND		1.5	ND		1.5	ND		1.5	ND		1.5	
Tetrachloroethene	5	ND		1	ND		20	ND		5	ND		0.5	ND		0.5	ND		0.5	ND		0.5	
Chlorobenzene	5	ND		5	ND		100	ND		25	ND		2.5	ND		2.5	ND		2.5	ND		2.5	
Trichlorofluoromethane	5	ND		5	ND		100	ND		25	ND		2.5	ND		2.5	ND		2.5	ND		2.5	
1,2-Dichloroethane	0.6	ND		1	ND		20	ND		5	ND		0.5	ND		0.5	ND		0.5	ND		0.5	
1,1,1-Trichloroethane	5	ND		5	ND		100	ND		25	ND		2.5	ND		2.5	ND		2.5	ND		2.5	
Bromodichloromethane	50	ND		1	ND		20	ND		5	ND		0.5	ND		0.5	ND		0.5	ND		0.5	
trans-1,3-Dichloropropene	0.4	ND		1	ND		20	ND		5	ND		0.5	ND		0.5	ND		0.5	ND		0.5	
cis-1,3-Dichloropropene	0.4	ND		1	ND		20	ND		5	ND		0.5	ND		0.5	ND		0.5	ND		0.5	
Bromoform	50	ND		4	ND		80	ND		20	ND		2	ND		2	ND		2	ND		2	
1,1,2,2-Tetrachloroethane	5	ND		1	ND		20	ND		5	ND		0.5	ND		0.5	ND		0.5	ND		0.5	
Benzene	1	ND		1	ND		20	ND		5	ND		0.5	ND		0.5	ND		0.5	ND		0.5	
Toluene	5	2.5	J	5	ND		100	18	J	25	ND		2.5	ND		2.5	ND		2.5	ND		2.5	
Ethylbenzene	5	160	J	5	180	J	100	1300	J	25	0.76	J	2.5	ND		2.5	ND		2.5	ND		2.5	
Chloromethane	NA	ND		5	ND		100	ND		25	ND		2.5	ND		2.5	ND		2.5	ND		2.5	
Bromomethane	5	ND		U	5	ND	U	100	ND	U	25	ND	U	2.5	ND	U	2.5	ND	U	2.5	ND	U	
Vinyl chloride	2	ND		2	ND		40	ND		10	ND		1	ND		1	ND		1	ND		1	
Chloroethane	5	ND		5	ND		100	ND		25	ND		2.5	ND		2.5	ND		2.5	ND		2.5	
1,1-Dichloroethene	5	ND		1	ND		20	ND		5	ND		0.5	ND		0.5	ND		0.5	ND		0.5	
trans-1,2-Dichloroethene	5	ND		1	ND		20	ND		5	ND		0.5	ND		0.5	ND		0.5	ND		0.5	
Trichloroethene	5	ND		1	ND		20	ND		5	ND		0.5	ND		0.5	ND		0.5	ND		0.5	
1,2-Dichlorobenzene	3	ND		5	ND		100	ND		25	ND		2.5	ND		2.5	ND		2.5	ND		2.5	
1,3-Dichlorobenzene	3	ND		5	ND		100	ND		25	ND		2.5	ND		2.5	ND		2.5	ND		2.5	
1,4-Dichlorobenzene	3	ND		5	ND		100	ND		25	ND		2.5	ND		2.5	ND		2.5	ND		2.5	
Methyl tert butyl ether	10	ND		5	ND		100	ND		25	ND		2.5	ND		2.5	ND		2.5	ND		2.5	
o/m-Xylene	5	240	J	5	ND		100	2200	J	25	1.1	J	2.5	ND		2.5	ND		2.5	ND		2.5	
p-Xylene	5	6.2	J	5	ND		100	62	J	25	ND		2.5	ND		2.5	ND		2.5	ND		2.5	
cis-1,2-Dichloroethene	5	ND		5	ND		100	ND		25	ND		2.5	ND		2.5	ND		2.5	ND		2.5	
Styrene	5	ND		5	ND		100	ND		25	ND		2.5	ND		2.5	ND		2.5	ND		2.5	
Dichlorodifluoromethane	5	ND		10	ND		200	ND		50	ND		5	ND		5	ND		5	ND		5	
Acetone	50	ND		10	ND		200	50	U	50	5.4	U	5	5	U	5	5	U	5	4.7	J	5	
Carbon disulfide	60	ND		10	ND		200	ND		50	ND		5	ND		5	ND		5	ND		5	
2-Butanone	50	ND		10	ND		200	130	J	50	ND		5	ND		5	ND		5	ND		5	
4-Methyl-2-pentanone	NA	ND		10	ND		200	ND		50	ND		5	ND		5	ND		5	ND		5	
2-Hexanone	50	ND		10	ND		200	53	J	50	ND		5	ND		5	ND		5	ND		5	
1,2-Dibromoethane	0.0006	ND		4	ND		80	ND		20	ND		2	ND		2	ND		2	ND		2	
n-Butylbenzene	5	1.6	J	5	ND		100	ND		25	ND		2.5	ND		2.5	ND		2.5	ND		2.5	
sec-Butylbenzene	5	ND		5	ND		100	ND		25	ND		2.5	ND		2.5	ND		2.5	ND		2.5	
tert-Butylbenzene	5	ND		5	ND		100	ND		25	ND		2.5	ND		2.5	ND		2.5	ND		2.5	
1,2-Dibromo-3-chloropropane	0.04	ND		5	ND		100	ND		25	ND		2.5	ND		2.5	ND		2.5	ND		2.5	
Isopropylbenzene	5	2.1	J	5	ND		100	16	J	25	ND		2.5	ND		2.5	ND		2.5	ND		2.5	
p-Isopropyltoluene	5	ND		5	ND		100	ND		25	ND		2.5	ND		2.5	ND		2.5	ND		2.5	
Naphthalene	10	77	J	5	96	J	100	550	J	25	ND		2.5	0.74	J	2.5	ND		2.5	ND		2.5	
n-Propylbenzene	5	10	J	5	37	J	100	74	J	25	ND		2.5	ND		2.5	ND		2.5	ND		2.5	
1,2,4-Trichlorobenzene	5	ND		5	ND		100	ND		25	ND		2.5	ND		2.5	ND		2.5	ND		2.5	
1,3,5-Trimethylbenzene	5	13	J	5	ND		100	170	J	25	ND		2.5	ND		2.5	ND		2.5	ND		2.5	
1,2,4-Trimethylbenzene	5	190	J	5	69	J	100	1200	J	25	ND		2.5	ND		2.5	ND		2.5	ND		2.5	
Methyl Acetate	NA	ND		4	ND		80	ND		20	ND		2	ND		2	ND		2	ND		2	
Cyclohexane	NA	31	J	20	24	J	400	28	J	100	ND		U	10	ND		10	ND		U	10	ND	U
Freon-113	5	ND		5	ND		100	ND		25	ND		2.5	ND		2.5	ND		2.5	ND		2.5	
Methyl cyclohexane	NA	10	J	20	ND		400	6.8	J	100	ND		10	ND		10	ND		10	ND		10	
VOC TOTAL				743.4			406			5807.8			1.86			0.74			5			4.7	
BTEX TOTAL				408.7			180			3580			1.86			0			0			0	

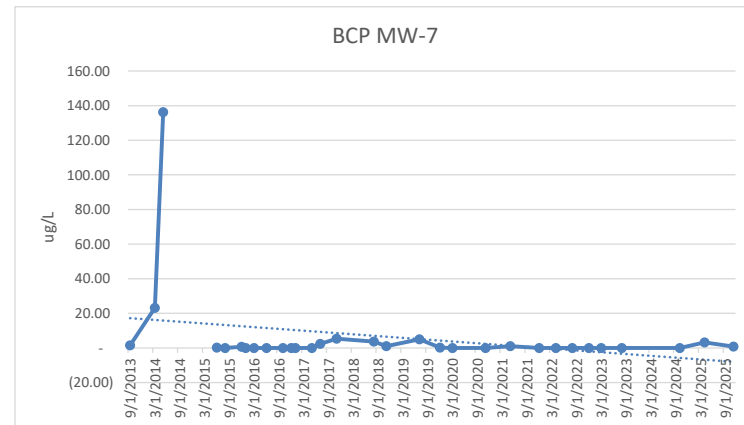
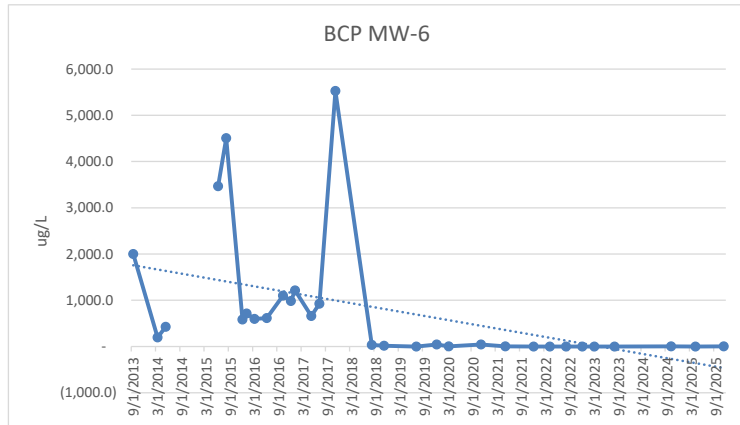
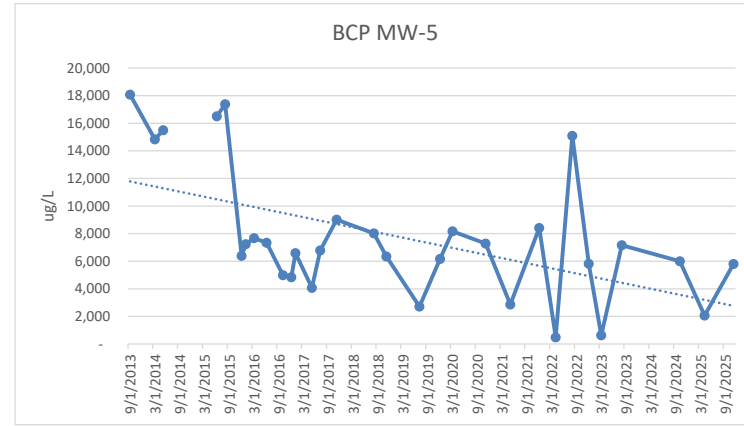
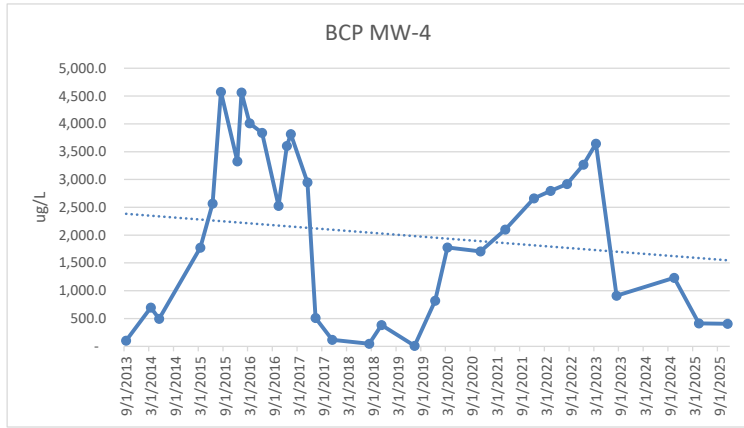
NY-AWQS: New York TOGS 111 Ambient Water Quality Standards & Guida
 J - Presumptive evidence of compound. This represents an estimated conc
 U - Not detected at the reported detection limit for the sample.

GRAPHS

Former Mobil Station 99-MST 979 Main Street (1001 Main Street)
 Conventus Groundwater Remediation



Former Mobil Station 99-MST 979 Main Street (1001 Main Street)
 Conventus Groundwater Remediation



APPENDICES

APPENDIX A

INSTITUTIONAL AND ENGINEERING
CONTROLS CERTIFICATION FORM



Enclosure 2
NEW YORK STATE DEPARTMENT OF ENVIRONMENTAL CONSERVATION
Site Management Periodic Review Report Notice
Institutional and Engineering Controls Certification Form



	Site Details	Box 1	
Site No.	C915260		
Site Name Former Mobil Service Station 99-MST			
Site Address: 979 Main Street		Zip Code: 14203	
City/Town: Buffalo			
County: Erie			
Site Acreage: 1.725			
Reporting Period: March 24, 2025 to March 24, 2026			
		YES	NO
1.	Is the information above correct?	<input checked="" type="checkbox"/>	<input type="checkbox"/>
	If NO, include handwritten above or on a separate sheet.		
2.	Has some or all of the site property been sold, subdivided, merged, or undergone a tax map amendment during this Reporting Period?	<input type="checkbox"/>	<input checked="" type="checkbox"/>
3.	Has there been any change of use at the site during this Reporting Period (see 6NYCRR 375-1.11(d))?	<input checked="" type="checkbox"/>	<input type="checkbox"/>
4.	Have any federal, state, and/or local permits (e.g., building, discharge) been issued for or at the property during this Reporting Period?	<input type="checkbox"/>	<input checked="" type="checkbox"/>
	If you answered YES to questions 2 thru 4, include documentation or evidence that documentation has been previously submitted with this certification form.		
5.	Is the site currently undergoing development?	<input type="checkbox"/>	<input checked="" type="checkbox"/>
		Box 2	
		YES	NO
6.	Is the current site use consistent with the use(s) listed below? Restricted-Residential, Commercial, and Industrial	<input checked="" type="checkbox"/>	<input type="checkbox"/>
7.	Are all ICs in place and functioning as designed?	<input checked="" type="checkbox"/>	<input type="checkbox"/>
IF THE ANSWER TO EITHER QUESTION 6 OR 7 IS NO, sign and date below and DO NOT COMPLETE THE REST OF THIS FORM. Otherwise continue.			
A Corrective Measures Work Plan must be submitted along with this form to address these issues.			
_____ Signature of Owner, Remedial Party or Designated Representative		_____ Date	

Box 2A

8. Has any new information revealed that assumptions made in the Qualitative Exposure Assessment regarding offsite contamination are no longer valid?

YES NO

If you answered YES to question 8, include documentation or evidence that documentation has been previously submitted with this certification form.

9. Are the assumptions in the Qualitative Exposure Assessment still valid?
(The Qualitative Exposure Assessment must be certified every five years)

If you answered NO to question 9, the Periodic Review Report must include an updated Qualitative Exposure Assessment based on the new assumptions.

SITE NO. C915260

Box 3

Description of Institutional Controls

<u>Parcel</u>	<u>Owner</u>	<u>Institutional Control</u>
100.79-1-1.1/1	Seavest Core Buffalo Conventus, LLC FG RTH Helm Conventus, LLC	Ground Water Use Restriction Soil Management Plan Landuse Restriction Monitoring Plan Site Management Plan IC/EC Plan
		<ol style="list-style-type: none"> 1. Prohibition of use of groundwater. 2. Landuse Restriction for Restricted Residential, Commercial or Industrial use. 3. Soil Management or Excavation Work Plan for any future intrusive work. 4. Groundwater Monitoring Plan.
100.79-1-1.1/2	Seavest Core Buffalo Conventus, LLC FG RTH Helm Conventus, LLC	Ground Water Use Restriction Soil Management Plan Landuse Restriction Monitoring Plan Site Management Plan IC/EC Plan
		<ol style="list-style-type: none"> 1. Prohibition of use of groundwater. 2. Landuse Restriction for Restricted Residential, Commercial or Industrial use. 3. Soil Management or Excavation Work Plan for any future intrusive work. 4. Groundwater Monitoring Plan.
100.79-1-1.1/3	Fort Schuyler Management Corp.	Ground Water Use Restriction Soil Management Plan Landuse Restriction Monitoring Plan Site Management Plan IC/EC Plan
		<ol style="list-style-type: none"> 1. Prohibition of use of groundwater. 2. Landuse Restriction for Restricted Residential, Commercial or Industrial use. 3. Soil Management or Excavation Work Plan for any future intrusive work. 4. Groundwater Monitoring Plan.
Portion of 100.79-1-2.11	Kaleida Health	Ground Water Use Restriction Soil Management Plan Landuse Restriction Monitoring Plan Site Management Plan IC/EC Plan
		<ol style="list-style-type: none"> 1. Prohibition of use of groundwater. 2. Landuse Restriction for Restricted Residential, Commercial or Industrial use. 3. Soil Management or Excavation Work Plan for any future intrusive work. 4. Groundwater Monitoring Plan.

Box 4

Description of Engineering Controls

<u>Parcel</u>	<u>Engineering Control</u>
100.79-1-1.1/1	Groundwater Treatment System Groundwater will be treated in-situ by injections of oxygen release compounds (ORC) to degrade petroleum hydrocarbons to harmless compounds.
100.79-1-1.1/2	Groundwater Treatment System Groundwater will be treated in-situ by injections of oxygen release compounds (ORC) to degrade petroleum hydrocarbons to harmless compounds.

Parcel

100.79-1-1.1/3

Engineering Control

Groundwater Treatment System

Groundwater will be treated in-situ by injections of oxygen release compounds (ORC) to degrade petroleum hydrocarbons to harmless compounds.

Portion of 100.79-1-2.11

Groundwater Treatment System

Groundwater will be treated in-situ by injections of oxygen release compounds (ORC) to degrade petroleum hydrocarbons to harmless compounds

Box 5

Periodic Review Report (PRR) Certification Statements

1. I certify by checking "YES" below that:

a) the Periodic Review report and all attachments were prepared under the direction of, and reviewed by, the party making the Engineering Control certification;

b) to the best of my knowledge and belief, the work and conclusions described in this certification are in accordance with the requirements of the site remedial program, and generally accepted engineering practices; and the information presented is accurate and complete.

YES NO

X □

2. For each Engineering control listed in Box 4, I certify by checking "YES" below that all of the following statements are true:

(a) The Engineering Control(s) employed at this site is unchanged since the date that the Control was put in-place, or was last approved by the Department;

(b) nothing has occurred that would impair the ability of such Control, to protect public health and the environment;

(c) access to the site will continue to be provided to the Department, to evaluate the remedy, including access to evaluate the continued maintenance of this Control;

(d) nothing has occurred that would constitute a violation or failure to comply with the Site Management Plan for this Control; and

(e) if a financial assurance mechanism is required by the oversight document for the site, the mechanism remains valid and sufficient for its intended purpose established in the document.

YES NO

X □

IF THE ANSWER TO QUESTION 2 IS NO, sign and date below and DO NOT COMPLETE THE REST OF THIS FORM. Otherwise continue.

A Corrective Measures Work Plan must be submitted along with this form to address these issues.

Signature of Owner, Remedial Party or Designated Representative

Date

**IC CERTIFICATIONS
SITE NO. C915260**


Box 6

SITE OWNER OR DESIGNATED REPRESENTATIVE SIGNATURE

I certify that all information and statements in Boxes 1,2, and 3 are true. I understand that a false statement made herein is punishable as a Class "A" misdemeanor, pursuant to Section 210.45 of the Penal Law.

I Cody Martin at C&S Engineers, Inc. 141 Elm Street, Buffalo, NY 14203,
print name print business address
Representative for Kaleida Health, Kaleida Properties, Inc.,
am certifying as and FG RTH Helm Conventus, LLC (Owner or Remedial Party)

for the Site named in the Site Details Section of this form.



Signature of Owner, Remedial Party, or Designated Representative
Rendering Certification

6/8/2026
Date

EC CERTIFICATIONS

Box 7

Professional Engineer Signature

I certify that all information in Boxes 4 and 5 are true. I understand that a false statement made herein is punishable as a Class "A" misdemeanor, pursuant to Section 210.45 of the Penal Law.

I H. Nevin Bradford at C&S Engineers, Inc. 141 Elm Street, Buffalo, NY 14203,
print name print business address

Representative for Kaleida Health, Kaleida Properties,
am certifying as a Professional Engineer for the Inc., and FG RTH Helm Conventus, LLC
(Owner or Remedial Party)



Registration Expires: 04.30.2029

05/22/2026

Signature of Professional Engineer, for the Owner or Remedial Party, Rendering Certification

Stamp
(Required for PE)

Date

APPENDIX B

LABORATORY ANALYTICAL
RESULTS



ANALYTICAL REPORT

Lab Number:	L2525831
Client:	C&S Companies 141 Elm Street Suite 100 Buffalo, NY 14203
ATTN:	Richard Backert
Phone:	(716) 955-3024
Project Name:	CONVENTUS PRR
Project Number:	U86
Report Date:	05/12/25

The original project report/data package is held by Pace Analytical Services. This report/data package is paginated and should be reproduced only in its entirety. Pace Analytical Services holds no responsibility for results and/or data that are not consistent with the original.

Certifications & Approvals: MA (M-MA086), NH NELAP (2064), CT (PH-0826), IL (200077), IN (C-MA-03), KY (KY98045), ME (MA00086), MD (348), NJ (MA935), NY (11148), NC (25700/666), OR (MA-1316), PA (68-03671), RI (LAO00065), TX (T104704476), VT (VT-0935), VA (460195), USDA (Permit #525-23-122-91930A1).

Eight Walkup Drive, Westborough, MA 01581-1019
508-898-9220 (Fax) 508-898-9193 800-624-9220 - www.alphalab.com



Project Name: CONVENTUS PRR
Project Number: U86

Lab Number: L2525831
Report Date: 05/12/25

Lab Sample ID	Client ID	Matrix	Sample Location	Collection Date/Time	Receive Date
L2525831-01	BCP MW-6	WATER	BUFFALO, NY	04/25/25 09:50	04/25/25
L2525831-02	BCP MW-1	WATER	BUFFALO, NY	04/25/25 11:20	04/25/25
L2525831-03	DUP	WATER	BUFFALO, NY	04/25/25 11:20	04/25/25
L2525831-04	BCP MW-7	WATER	BUFFALO, NY	04/25/25 13:00	04/25/25
L2525831-05	BCP MW-5	WATER	BUFFALO, NY	04/25/25 14:05	04/25/25
L2525831-06	BCP MW-3	WATER	BUFFALO, NY	04/25/25 15:10	04/25/25
L2525831-07	BCP MW-4	WATER	BUFFALO, NY	04/25/25 16:00	04/25/25

Project Name: CONVENTUS PRR
Project Number: U86

Lab Number: L2525831
Report Date: 05/12/25

Case Narrative

The samples were received in accordance with the Chain of Custody and no significant deviations were encountered during the preparation or analysis unless otherwise noted. Sample Receipt, Container Information, and the Chain of Custody are located at the back of the report.

Results contained within this report relate only to the samples submitted under this Pace Lab Number and meet NELAP requirements for all NELAP accredited parameters unless otherwise noted in the following narrative. The data presented in this report is organized by parameter (i.e. VOC, SVOC, etc.). Sample specific Quality Control data (i.e. Surrogate Spike Recovery) is reported at the end of the target analyte list for each individual sample, followed by the Laboratory Batch Quality Control at the end of each parameter. Tentatively Identified Compounds (TICs), if requested, are reported for compounds identified to be present and are not part of the method/program Target Compound List, even if only a subset of the TCL are being reported. If a sample was re-analyzed or re-extracted due to a required quality control corrective action and if both sets of data are reported, the Laboratory ID of the re-analysis or re-extraction is designated with an "R" or "RE", respectively.

When multiple Batch Quality Control elements are reported (e.g. more than one LCS), the associated samples for each element are noted in the grey shaded header line of each data table. Any Laboratory Batch, Sample Specific % recovery or RPD value that is outside the listed Acceptance Criteria is bolded in the report. In reference to questions H (CAM) or 4 (RCP) when "NO" is checked, the performance criteria for CAM and RCP methods allow for some quality control failures to occur and still be within method compliance. In these instances, the specific failure is not narrated but noted in the associated QC Outlier Summary Report, located directly after the Case Narrative. QC information is also incorporated in the Data Usability Assessment table (Format 11) of our Data Merger tool, where it can be reviewed in conjunction with the sample result, associated regulatory criteria and any associated data usability implications.

Soil/sediments and solids are reported on a dry weight basis unless otherwise noted. Tissues are reported "as received" or on a wet weight basis, unless otherwise noted. Definitions of all data qualifiers and acronyms used in this report are provided in the Glossary located at the back of the report.

HOLD POLICY - For samples submitted on hold, Pace's policy is to hold samples (with the exception of Air canisters) free of charge for 21 calendar days from the date the project is completed. After 21 calendar days, we will dispose of all samples submitted including those put on hold unless you have contacted your Pace Project Manager and made arrangements for Pace to continue to hold the samples. Air canisters will be disposed after 3 business days from the date the project is completed.

Please contact Project Management at 800-624-9220 with any questions.

Project Name: CONVENTUS PRR
Project Number: U86

Lab Number: L2525831
Report Date: 05/12/25

Case Narrative (continued)

Report Submission

All non-detect (ND) or estimated concentrations (J-qualified) have been quantitated to the limit noted in the MDL column.

I, the undersigned, attest under the pains and penalties of perjury that, to the best of my knowledge and belief and based upon my personal inquiry of those responsible for providing the information contained in this analytical report, such information is accurate and complete. This certificate of analysis is not complete unless this page accompanies any and all pages of this report.

Authorized Signature:  Caitlin Walukevich

Title: Technical Director/Representative

Date: 05/12/25

ORGANICS

VOLATILES

Project Name: CONVENTUS PRR
Project Number: U86

Lab Number: L2525831
Report Date: 05/12/25

SAMPLE RESULTS

Lab ID: L2525831-01
 Client ID: BCP MW-6
 Sample Location: BUFFALO, NY

Date Collected: 04/25/25 09:50
 Date Received: 04/25/25
 Field Prep: Not Specified

Sample Depth:

Matrix: Water
 Analytical Method: 1,8260D
 Analytical Date: 05/08/25 14:41
 Analyst: MJV

Parameter	Result	Qualifier	Units	RL	MDL	Dilution Factor
Volatile Organics by GC/MS - Westborough Lab						
Methylene chloride	ND		ug/l	2.5	0.70	1
1,1-Dichloroethane	ND		ug/l	2.5	0.70	1
Chloroform	ND		ug/l	2.5	0.70	1
Carbon tetrachloride	ND		ug/l	0.50	0.13	1
1,2-Dichloropropane	ND		ug/l	1.0	0.14	1
Dibromochloromethane	ND		ug/l	0.50	0.15	1
1,1,2-Trichloroethane	ND		ug/l	1.5	0.50	1
Tetrachloroethene	ND		ug/l	0.50	0.18	1
Chlorobenzene	ND		ug/l	2.5	0.70	1
Trichlorofluoromethane	ND		ug/l	2.5	0.70	1
1,2-Dichloroethane	ND		ug/l	0.50	0.13	1
1,1,1-Trichloroethane	ND		ug/l	2.5	0.70	1
Bromodichloromethane	ND		ug/l	0.50	0.19	1
trans-1,3-Dichloropropene	ND		ug/l	0.50	0.16	1
cis-1,3-Dichloropropene	ND		ug/l	0.50	0.14	1
Bromoform	ND		ug/l	2.0	0.65	1
1,1,2,2-Tetrachloroethane	ND		ug/l	0.50	0.17	1
Benzene	ND		ug/l	0.50	0.16	1
Toluene	ND		ug/l	2.5	0.70	1
Ethylbenzene	ND		ug/l	2.5	0.70	1
Chloromethane	ND		ug/l	2.5	0.70	1
Bromomethane	ND		ug/l	2.5	0.70	1
Vinyl chloride	ND		ug/l	1.0	0.07	1
Chloroethane	ND		ug/l	2.5	0.70	1
1,1-Dichloroethene	ND		ug/l	0.50	0.17	1
trans-1,2-Dichloroethene	ND		ug/l	2.5	0.70	1
Trichloroethene	ND		ug/l	0.50	0.18	1
1,2-Dichlorobenzene	ND		ug/l	2.5	0.70	1



Project Name: CONVENTUS PRR
Project Number: U86

Lab Number: L2525831
Report Date: 05/12/25

SAMPLE RESULTS

Lab ID: L2525831-01
 Client ID: BCP MW-6
 Sample Location: BUFFALO, NY

Date Collected: 04/25/25 09:50
 Date Received: 04/25/25
 Field Prep: Not Specified

Sample Depth:

Parameter	Result	Qualifier	Units	RL	MDL	Dilution Factor
Volatile Organics by GC/MS - Westborough Lab						
1,3-Dichlorobenzene	ND		ug/l	2.5	0.70	1
1,4-Dichlorobenzene	ND		ug/l	2.5	0.70	1
Methyl tert butyl ether	ND		ug/l	2.5	0.17	1
p/m-Xylene	ND		ug/l	2.5	0.70	1
o-Xylene	ND		ug/l	2.5	0.70	1
cis-1,2-Dichloroethene	ND		ug/l	2.5	0.70	1
Styrene	ND		ug/l	2.5	0.70	1
Dichlorodifluoromethane	ND		ug/l	5.0	1.0	1
Acetone	3.9	J	ug/l	5.0	1.5	1
Carbon disulfide	ND		ug/l	5.0	1.0	1
2-Butanone	ND		ug/l	5.0	1.9	1
4-Methyl-2-pentanone	ND		ug/l	5.0	1.0	1
2-Hexanone	ND		ug/l	5.0	1.0	1
1,2-Dibromoethane	ND		ug/l	2.0	0.65	1
n-Butylbenzene	ND		ug/l	2.5	0.70	1
sec-Butylbenzene	ND		ug/l	2.5	0.70	1
tert-Butylbenzene	ND		ug/l	2.5	0.70	1
1,2-Dibromo-3-chloropropane	ND		ug/l	2.5	0.70	1
Isopropylbenzene	ND		ug/l	2.5	0.70	1
p-Isopropyltoluene	ND		ug/l	2.5	0.70	1
Naphthalene	ND		ug/l	2.5	0.70	1
n-Propylbenzene	ND		ug/l	2.5	0.70	1
1,2,4-Trichlorobenzene	ND		ug/l	2.5	0.70	1
1,3,5-Trimethylbenzene	ND		ug/l	2.5	0.70	1
1,2,4-Trimethylbenzene	ND		ug/l	2.5	0.70	1
Methyl Acetate	ND		ug/l	2.0	0.23	1
Cyclohexane	ND		ug/l	10	0.27	1
Freon-113	ND		ug/l	2.5	0.70	1
Methyl cyclohexane	ND		ug/l	10	0.40	1

Surrogate	% Recovery	Qualifier	Acceptance Criteria
1,2-Dichloroethane-d4	104		70-130
Toluene-d8	100		70-130
4-Bromofluorobenzene	95		70-130
Dibromofluoromethane	105		70-130



Project Name: CONVENTUS PRR
Project Number: U86

Lab Number: L2525831
Report Date: 05/12/25

SAMPLE RESULTS

Lab ID: L2525831-02
 Client ID: BCP MW-1
 Sample Location: BUFFALO, NY

Date Collected: 04/25/25 11:20
 Date Received: 04/25/25
 Field Prep: Not Specified

Sample Depth:

Matrix: Water
 Analytical Method: 1,8260D
 Analytical Date: 05/08/25 12:36
 Analyst: MJV

Parameter	Result	Qualifier	Units	RL	MDL	Dilution Factor
Volatile Organics by GC/MS - Westborough Lab						
Methylene chloride	ND		ug/l	2.5	0.70	1
1,1-Dichloroethane	ND		ug/l	2.5	0.70	1
Chloroform	ND		ug/l	2.5	0.70	1
Carbon tetrachloride	ND		ug/l	0.50	0.13	1
1,2-Dichloropropane	ND		ug/l	1.0	0.14	1
Dibromochloromethane	ND		ug/l	0.50	0.15	1
1,1,2-Trichloroethane	ND		ug/l	1.5	0.50	1
Tetrachloroethene	ND		ug/l	0.50	0.18	1
Chlorobenzene	ND		ug/l	2.5	0.70	1
Trichlorofluoromethane	ND		ug/l	2.5	0.70	1
1,2-Dichloroethane	ND		ug/l	0.50	0.13	1
1,1,1-Trichloroethane	ND		ug/l	2.5	0.70	1
Bromodichloromethane	ND		ug/l	0.50	0.19	1
trans-1,3-Dichloropropene	ND		ug/l	0.50	0.16	1
cis-1,3-Dichloropropene	ND		ug/l	0.50	0.14	1
Bromoform	ND		ug/l	2.0	0.65	1
1,1,2,2-Tetrachloroethane	ND		ug/l	0.50	0.17	1
Benzene	ND		ug/l	0.50	0.16	1
Toluene	ND		ug/l	2.5	0.70	1
Ethylbenzene	ND		ug/l	2.5	0.70	1
Chloromethane	ND		ug/l	2.5	0.70	1
Bromomethane	ND		ug/l	2.5	0.70	1
Vinyl chloride	ND		ug/l	1.0	0.07	1
Chloroethane	ND		ug/l	2.5	0.70	1
1,1-Dichloroethene	ND		ug/l	0.50	0.17	1
trans-1,2-Dichloroethene	ND		ug/l	2.5	0.70	1
Trichloroethene	ND		ug/l	0.50	0.18	1
1,2-Dichlorobenzene	ND		ug/l	2.5	0.70	1

Project Name: CONVENTUS PRR
Project Number: U86

Lab Number: L2525831
Report Date: 05/12/25

SAMPLE RESULTS

Lab ID: L2525831-02
 Client ID: BCP MW-1
 Sample Location: BUFFALO, NY

Date Collected: 04/25/25 11:20
 Date Received: 04/25/25
 Field Prep: Not Specified

Sample Depth:

Parameter	Result	Qualifier	Units	RL	MDL	Dilution Factor
Volatile Organics by GC/MS - Westborough Lab						
1,3-Dichlorobenzene	ND		ug/l	2.5	0.70	1
1,4-Dichlorobenzene	ND		ug/l	2.5	0.70	1
Methyl tert butyl ether	ND		ug/l	2.5	0.17	1
p/m-Xylene	ND		ug/l	2.5	0.70	1
o-Xylene	ND		ug/l	2.5	0.70	1
cis-1,2-Dichloroethene	ND		ug/l	2.5	0.70	1
Styrene	ND		ug/l	2.5	0.70	1
Dichlorodifluoromethane	ND		ug/l	5.0	1.0	1
Acetone	ND		ug/l	5.0	1.5	1
Carbon disulfide	ND		ug/l	5.0	1.0	1
2-Butanone	ND		ug/l	5.0	1.9	1
4-Methyl-2-pentanone	ND		ug/l	5.0	1.0	1
2-Hexanone	ND		ug/l	5.0	1.0	1
1,2-Dibromoethane	ND		ug/l	2.0	0.65	1
n-Butylbenzene	ND		ug/l	2.5	0.70	1
sec-Butylbenzene	ND		ug/l	2.5	0.70	1
tert-Butylbenzene	ND		ug/l	2.5	0.70	1
1,2-Dibromo-3-chloropropane	ND		ug/l	2.5	0.70	1
Isopropylbenzene	ND		ug/l	2.5	0.70	1
p-Isopropyltoluene	ND		ug/l	2.5	0.70	1
Naphthalene	ND		ug/l	2.5	0.70	1
n-Propylbenzene	ND		ug/l	2.5	0.70	1
1,2,4-Trichlorobenzene	ND		ug/l	2.5	0.70	1
1,3,5-Trimethylbenzene	ND		ug/l	2.5	0.70	1
1,2,4-Trimethylbenzene	ND		ug/l	2.5	0.70	1
Methyl Acetate	ND		ug/l	2.0	0.23	1
Cyclohexane	ND		ug/l	10	0.27	1
Freon-113	ND		ug/l	2.5	0.70	1
Methyl cyclohexane	ND		ug/l	10	0.40	1

Surrogate	% Recovery	Qualifier	Acceptance Criteria
1,2-Dichloroethane-d4	97		70-130
Toluene-d8	93		70-130
4-Bromofluorobenzene	82		70-130
Dibromofluoromethane	121		70-130



Project Name: CONVENTUS PRR
Project Number: U86

Lab Number: L2525831
Report Date: 05/12/25

SAMPLE RESULTS

Lab ID: L2525831-03
 Client ID: DUP
 Sample Location: BUFFALO, NY

Date Collected: 04/25/25 11:20
 Date Received: 04/25/25
 Field Prep: Not Specified

Sample Depth:

Matrix: Water
 Analytical Method: 1,8260D
 Analytical Date: 05/08/25 13:01
 Analyst: MJV

Parameter	Result	Qualifier	Units	RL	MDL	Dilution Factor
Volatile Organics by GC/MS - Westborough Lab						
Methylene chloride	ND		ug/l	2.5	0.70	1
1,1-Dichloroethane	ND		ug/l	2.5	0.70	1
Chloroform	ND		ug/l	2.5	0.70	1
Carbon tetrachloride	ND		ug/l	0.50	0.13	1
1,2-Dichloropropane	ND		ug/l	1.0	0.14	1
Dibromochloromethane	ND		ug/l	0.50	0.15	1
1,1,2-Trichloroethane	ND		ug/l	1.5	0.50	1
Tetrachloroethene	ND		ug/l	0.50	0.18	1
Chlorobenzene	ND		ug/l	2.5	0.70	1
Trichlorofluoromethane	ND		ug/l	2.5	0.70	1
1,2-Dichloroethane	ND		ug/l	0.50	0.13	1
1,1,1-Trichloroethane	ND		ug/l	2.5	0.70	1
Bromodichloromethane	ND		ug/l	0.50	0.19	1
trans-1,3-Dichloropropene	ND		ug/l	0.50	0.16	1
cis-1,3-Dichloropropene	ND		ug/l	0.50	0.14	1
Bromoform	ND		ug/l	2.0	0.65	1
1,1,2,2-Tetrachloroethane	ND		ug/l	0.50	0.17	1
Benzene	ND		ug/l	0.50	0.16	1
Toluene	ND		ug/l	2.5	0.70	1
Ethylbenzene	ND		ug/l	2.5	0.70	1
Chloromethane	ND		ug/l	2.5	0.70	1
Bromomethane	ND		ug/l	2.5	0.70	1
Vinyl chloride	ND		ug/l	1.0	0.07	1
Chloroethane	ND		ug/l	2.5	0.70	1
1,1-Dichloroethene	ND		ug/l	0.50	0.17	1
trans-1,2-Dichloroethene	ND		ug/l	2.5	0.70	1
Trichloroethene	ND		ug/l	0.50	0.18	1
1,2-Dichlorobenzene	ND		ug/l	2.5	0.70	1

Project Name: CONVENTUS PRR
Project Number: U86

Lab Number: L2525831
Report Date: 05/12/25

SAMPLE RESULTS

Lab ID: L2525831-03
 Client ID: DUP
 Sample Location: BUFFALO, NY

Date Collected: 04/25/25 11:20
 Date Received: 04/25/25
 Field Prep: Not Specified

Sample Depth:

Parameter	Result	Qualifier	Units	RL	MDL	Dilution Factor
Volatile Organics by GC/MS - Westborough Lab						
1,3-Dichlorobenzene	ND		ug/l	2.5	0.70	1
1,4-Dichlorobenzene	ND		ug/l	2.5	0.70	1
Methyl tert butyl ether	ND		ug/l	2.5	0.17	1
p/m-Xylene	ND		ug/l	2.5	0.70	1
o-Xylene	ND		ug/l	2.5	0.70	1
cis-1,2-Dichloroethene	ND		ug/l	2.5	0.70	1
Styrene	ND		ug/l	2.5	0.70	1
Dichlorodifluoromethane	ND		ug/l	5.0	1.0	1
Acetone	ND		ug/l	5.0	1.5	1
Carbon disulfide	ND		ug/l	5.0	1.0	1
2-Butanone	ND		ug/l	5.0	1.9	1
4-Methyl-2-pentanone	ND		ug/l	5.0	1.0	1
2-Hexanone	ND		ug/l	5.0	1.0	1
1,2-Dibromoethane	ND		ug/l	2.0	0.65	1
n-Butylbenzene	ND		ug/l	2.5	0.70	1
sec-Butylbenzene	ND		ug/l	2.5	0.70	1
tert-Butylbenzene	ND		ug/l	2.5	0.70	1
1,2-Dibromo-3-chloropropane	ND		ug/l	2.5	0.70	1
Isopropylbenzene	ND		ug/l	2.5	0.70	1
p-Isopropyltoluene	ND		ug/l	2.5	0.70	1
Naphthalene	ND		ug/l	2.5	0.70	1
n-Propylbenzene	ND		ug/l	2.5	0.70	1
1,2,4-Trichlorobenzene	ND		ug/l	2.5	0.70	1
1,3,5-Trimethylbenzene	ND		ug/l	2.5	0.70	1
1,2,4-Trimethylbenzene	ND		ug/l	2.5	0.70	1
Methyl Acetate	ND		ug/l	2.0	0.23	1
Cyclohexane	ND		ug/l	10	0.27	1
Freon-113	ND		ug/l	2.5	0.70	1
Methyl cyclohexane	ND		ug/l	10	0.40	1

Surrogate	% Recovery	Qualifier	Acceptance Criteria
1,2-Dichloroethane-d4	99		70-130
Toluene-d8	93		70-130
4-Bromofluorobenzene	84		70-130
Dibromofluoromethane	125		70-130



Project Name: CONVENTUS PRR
Project Number: U86

Lab Number: L2525831
Report Date: 05/12/25

SAMPLE RESULTS

Lab ID: L2525831-04
 Client ID: BCP MW-7
 Sample Location: BUFFALO, NY

Date Collected: 04/25/25 13:00
 Date Received: 04/25/25
 Field Prep: Not Specified

Sample Depth:

Matrix: Water
 Analytical Method: 1,8260D
 Analytical Date: 05/08/25 13:25
 Analyst: MJV

Parameter	Result	Qualifier	Units	RL	MDL	Dilution Factor
Volatile Organics by GC/MS - Westborough Lab						
Methylene chloride	ND		ug/l	2.5	0.70	1
1,1-Dichloroethane	ND		ug/l	2.5	0.70	1
Chloroform	ND		ug/l	2.5	0.70	1
Carbon tetrachloride	ND		ug/l	0.50	0.13	1
1,2-Dichloropropane	ND		ug/l	1.0	0.14	1
Dibromochloromethane	ND		ug/l	0.50	0.15	1
1,1,2-Trichloroethane	ND		ug/l	1.5	0.50	1
Tetrachloroethene	ND		ug/l	0.50	0.18	1
Chlorobenzene	ND		ug/l	2.5	0.70	1
Trichlorofluoromethane	ND		ug/l	2.5	0.70	1
1,2-Dichloroethane	ND		ug/l	0.50	0.13	1
1,1,1-Trichloroethane	ND		ug/l	2.5	0.70	1
Bromodichloromethane	ND		ug/l	0.50	0.19	1
trans-1,3-Dichloropropene	ND		ug/l	0.50	0.16	1
cis-1,3-Dichloropropene	ND		ug/l	0.50	0.14	1
Bromoform	ND		ug/l	2.0	0.65	1
1,1,2,2-Tetrachloroethane	ND		ug/l	0.50	0.17	1
Benzene	ND		ug/l	0.50	0.16	1
Toluene	ND		ug/l	2.5	0.70	1
Ethylbenzene	ND		ug/l	2.5	0.70	1
Chloromethane	ND		ug/l	2.5	0.70	1
Bromomethane	ND		ug/l	2.5	0.70	1
Vinyl chloride	ND		ug/l	1.0	0.07	1
Chloroethane	ND		ug/l	2.5	0.70	1
1,1-Dichloroethene	ND		ug/l	0.50	0.17	1
trans-1,2-Dichloroethene	ND		ug/l	2.5	0.70	1
Trichloroethene	ND		ug/l	0.50	0.18	1
1,2-Dichlorobenzene	ND		ug/l	2.5	0.70	1

Project Name: CONVENTUS PRR
Project Number: U86

Lab Number: L2525831
Report Date: 05/12/25

SAMPLE RESULTS

Lab ID: L2525831-04
 Client ID: BCP MW-7
 Sample Location: BUFFALO, NY

Date Collected: 04/25/25 13:00
 Date Received: 04/25/25
 Field Prep: Not Specified

Sample Depth:

Parameter	Result	Qualifier	Units	RL	MDL	Dilution Factor
Volatile Organics by GC/MS - Westborough Lab						
1,3-Dichlorobenzene	ND		ug/l	2.5	0.70	1
1,4-Dichlorobenzene	ND		ug/l	2.5	0.70	1
Methyl tert butyl ether	ND		ug/l	2.5	0.17	1
p/m-Xylene	ND		ug/l	2.5	0.70	1
o-Xylene	ND		ug/l	2.5	0.70	1
cis-1,2-Dichloroethene	ND		ug/l	2.5	0.70	1
Styrene	ND		ug/l	2.5	0.70	1
Dichlorodifluoromethane	ND		ug/l	5.0	1.0	1
Acetone	3.2	J	ug/l	5.0	1.5	1
Carbon disulfide	ND		ug/l	5.0	1.0	1
2-Butanone	ND		ug/l	5.0	1.9	1
4-Methyl-2-pentanone	ND		ug/l	5.0	1.0	1
2-Hexanone	ND		ug/l	5.0	1.0	1
1,2-Dibromoethane	ND		ug/l	2.0	0.65	1
n-Butylbenzene	ND		ug/l	2.5	0.70	1
sec-Butylbenzene	ND		ug/l	2.5	0.70	1
tert-Butylbenzene	ND		ug/l	2.5	0.70	1
1,2-Dibromo-3-chloropropane	ND		ug/l	2.5	0.70	1
Isopropylbenzene	ND		ug/l	2.5	0.70	1
p-Isopropyltoluene	ND		ug/l	2.5	0.70	1
Naphthalene	ND		ug/l	2.5	0.70	1
n-Propylbenzene	ND		ug/l	2.5	0.70	1
1,2,4-Trichlorobenzene	ND		ug/l	2.5	0.70	1
1,3,5-Trimethylbenzene	ND		ug/l	2.5	0.70	1
1,2,4-Trimethylbenzene	ND		ug/l	2.5	0.70	1
Methyl Acetate	ND		ug/l	2.0	0.23	1
Cyclohexane	ND		ug/l	10	0.27	1
Freon-113	ND		ug/l	2.5	0.70	1
Methyl cyclohexane	ND		ug/l	10	0.40	1

Surrogate	% Recovery	Qualifier	Acceptance Criteria
1,2-Dichloroethane-d4	101		70-130
Toluene-d8	93		70-130
4-Bromofluorobenzene	83		70-130
Dibromofluoromethane	124		70-130



Project Name: CONVENTUS PRR
Project Number: U86

Lab Number: L2525831
Report Date: 05/12/25

SAMPLE RESULTS

Lab ID: L2525831-05 D
 Client ID: BCP MW-5
 Sample Location: BUFFALO, NY

Date Collected: 04/25/25 14:05
 Date Received: 04/25/25
 Field Prep: Not Specified

Sample Depth:

Matrix: Water
 Analytical Method: 1,8260D
 Analytical Date: 05/08/25 13:49
 Analyst: MJV

Parameter	Result	Qualifier	Units	RL	MDL	Dilution Factor
Volatile Organics by GC/MS - Westborough Lab						
Methylene chloride	ND		ug/l	25	7.0	10
1,1-Dichloroethane	ND		ug/l	25	7.0	10
Chloroform	ND		ug/l	25	7.0	10
Carbon tetrachloride	ND		ug/l	5.0	1.3	10
1,2-Dichloropropane	ND		ug/l	10	1.4	10
Dibromochloromethane	ND		ug/l	5.0	1.5	10
1,1,2-Trichloroethane	ND		ug/l	15	5.0	10
Tetrachloroethene	ND		ug/l	5.0	1.8	10
Chlorobenzene	ND		ug/l	25	7.0	10
Trichlorofluoromethane	ND		ug/l	25	7.0	10
1,2-Dichloroethane	ND		ug/l	5.0	1.3	10
1,1,1-Trichloroethane	ND		ug/l	25	7.0	10
Bromodichloromethane	ND		ug/l	5.0	1.9	10
trans-1,3-Dichloropropene	ND		ug/l	5.0	1.6	10
cis-1,3-Dichloropropene	ND		ug/l	5.0	1.4	10
Bromoform	ND		ug/l	20	6.5	10
1,1,2,2-Tetrachloroethane	ND		ug/l	5.0	1.7	10
Benzene	ND		ug/l	5.0	1.6	10
Toluene	28		ug/l	25	7.0	10
Ethylbenzene	700		ug/l	25	7.0	10
Chloromethane	ND		ug/l	25	7.0	10
Bromomethane	ND		ug/l	25	7.0	10
Vinyl chloride	ND		ug/l	10	0.71	10
Chloroethane	ND		ug/l	25	7.0	10
1,1-Dichloroethene	ND		ug/l	5.0	1.7	10
trans-1,2-Dichloroethene	ND		ug/l	25	7.0	10
Trichloroethene	ND		ug/l	5.0	1.8	10
1,2-Dichlorobenzene	ND		ug/l	25	7.0	10

Project Name: CONVENTUS PRR
Project Number: U86

Lab Number: L2525831
Report Date: 05/12/25

SAMPLE RESULTS

Lab ID: L2525831-05 D
 Client ID: BCP MW-5
 Sample Location: BUFFALO, NY

Date Collected: 04/25/25 14:05
 Date Received: 04/25/25
 Field Prep: Not Specified

Sample Depth:

Parameter	Result	Qualifier	Units	RL	MDL	Dilution Factor
Volatile Organics by GC/MS - Westborough Lab						
1,3-Dichlorobenzene	ND		ug/l	25	7.0	10
1,4-Dichlorobenzene	ND		ug/l	25	7.0	10
Methyl tert butyl ether	ND		ug/l	25	1.7	10
p/m-Xylene	73		ug/l	25	7.0	10
o-Xylene	33		ug/l	25	7.0	10
cis-1,2-Dichloroethene	ND		ug/l	25	7.0	10
Styrene	ND		ug/l	25	7.0	10
Dichlorodifluoromethane	ND		ug/l	50	10.	10
Acetone	ND		ug/l	50	15.	10
Carbon disulfide	ND		ug/l	50	10.	10
2-Butanone	47	J	ug/l	50	19.	10
4-Methyl-2-pentanone	26	J	ug/l	50	10.	10
2-Hexanone	23	J	ug/l	50	10.	10
1,2-Dibromoethane	ND		ug/l	20	6.5	10
n-Butylbenzene	ND		ug/l	25	7.0	10
sec-Butylbenzene	ND		ug/l	25	7.0	10
tert-Butylbenzene	ND		ug/l	25	7.0	10
1,2-Dibromo-3-chloropropane	ND		ug/l	25	7.0	10
Isopropylbenzene	10	J	ug/l	25	7.0	10
p-Isopropyltoluene	ND		ug/l	25	7.0	10
Naphthalene	73		ug/l	25	7.0	10
n-Propylbenzene	42		ug/l	25	7.0	10
1,2,4-Trichlorobenzene	ND		ug/l	25	7.0	10
1,3,5-Trimethylbenzene	11	J	ug/l	25	7.0	10
1,2,4-Trimethylbenzene	880		ug/l	25	7.0	10
Methyl Acetate	ND		ug/l	20	2.3	10
Cyclohexane	85	J	ug/l	100	2.7	10
Freon-113	ND		ug/l	25	7.0	10
Methyl cyclohexane	32	J	ug/l	100	4.0	10

Surrogate	% Recovery	Qualifier	Acceptance Criteria
1,2-Dichloroethane-d4	98		70-130
Toluene-d8	93		70-130
4-Bromofluorobenzene	82		70-130
Dibromofluoromethane	120		70-130



Project Name: CONVENTUS PRR
Project Number: U86

Lab Number: L2525831
Report Date: 05/12/25

SAMPLE RESULTS

Lab ID: L2525831-06 D
 Client ID: BCP MW-3
 Sample Location: BUFFALO, NY

Date Collected: 04/25/25 15:10
 Date Received: 04/25/25
 Field Prep: Not Specified

Sample Depth:

Matrix: Water
 Analytical Method: 1,8260D
 Analytical Date: 05/08/25 14:13
 Analyst: MJV

Parameter	Result	Qualifier	Units	RL	MDL	Dilution Factor
Volatile Organics by GC/MS - Westborough Lab						
Methylene chloride	ND		ug/l	12	3.5	5
1,1-Dichloroethane	ND		ug/l	12	3.5	5
Chloroform	ND		ug/l	12	3.5	5
Carbon tetrachloride	ND		ug/l	2.5	0.67	5
1,2-Dichloropropane	ND		ug/l	5.0	0.68	5
Dibromochloromethane	ND		ug/l	2.5	0.74	5
1,1,2-Trichloroethane	ND		ug/l	7.5	2.5	5
Tetrachloroethene	ND		ug/l	2.5	0.90	5
Chlorobenzene	ND		ug/l	12	3.5	5
Trichlorofluoromethane	ND		ug/l	12	3.5	5
1,2-Dichloroethane	ND		ug/l	2.5	0.66	5
1,1,1-Trichloroethane	ND		ug/l	12	3.5	5
Bromodichloromethane	ND		ug/l	2.5	0.96	5
trans-1,3-Dichloropropene	ND		ug/l	2.5	0.82	5
cis-1,3-Dichloropropene	ND		ug/l	2.5	0.72	5
Bromoform	ND		ug/l	10	3.2	5
1,1,2,2-Tetrachloroethane	ND		ug/l	2.5	0.84	5
Benzene	ND		ug/l	2.5	0.80	5
Toluene	7.7	J	ug/l	12	3.5	5
Ethylbenzene	290		ug/l	12	3.5	5
Chloromethane	ND		ug/l	12	3.5	5
Bromomethane	ND		ug/l	12	3.5	5
Vinyl chloride	ND		ug/l	5.0	0.36	5
Chloroethane	ND		ug/l	12	3.5	5
1,1-Dichloroethene	ND		ug/l	2.5	0.84	5
trans-1,2-Dichloroethene	ND		ug/l	12	3.5	5
Trichloroethene	ND		ug/l	2.5	0.88	5
1,2-Dichlorobenzene	ND		ug/l	12	3.5	5



Project Name: CONVENTUS PRR
Project Number: U86

Lab Number: L2525831
Report Date: 05/12/25

SAMPLE RESULTS

Lab ID: L2525831-06 D
 Client ID: BCP MW-3
 Sample Location: BUFFALO, NY

Date Collected: 04/25/25 15:10
 Date Received: 04/25/25
 Field Prep: Not Specified

Sample Depth:

Parameter	Result	Qualifier	Units	RL	MDL	Dilution Factor
Volatile Organics by GC/MS - Westborough Lab						
1,3-Dichlorobenzene	ND		ug/l	12	3.5	5
1,4-Dichlorobenzene	ND		ug/l	12	3.5	5
Methyl tert butyl ether	ND		ug/l	12	0.83	5
p/m-Xylene	370		ug/l	12	3.5	5
o-Xylene	20		ug/l	12	3.5	5
cis-1,2-Dichloroethene	ND		ug/l	12	3.5	5
Styrene	ND		ug/l	12	3.5	5
Dichlorodifluoromethane	ND		ug/l	25	5.0	5
Acetone	ND		ug/l	25	7.3	5
Carbon disulfide	ND		ug/l	25	5.0	5
2-Butanone	ND		ug/l	25	9.7	5
4-Methyl-2-pentanone	ND		ug/l	25	5.0	5
2-Hexanone	ND		ug/l	25	5.0	5
1,2-Dibromoethane	ND		ug/l	10	3.2	5
n-Butylbenzene	ND		ug/l	12	3.5	5
sec-Butylbenzene	ND		ug/l	12	3.5	5
tert-Butylbenzene	ND		ug/l	12	3.5	5
1,2-Dibromo-3-chloropropane	ND		ug/l	12	3.5	5
Isopropylbenzene	ND		ug/l	12	3.5	5
p-Isopropyltoluene	ND		ug/l	12	3.5	5
Naphthalene	150		ug/l	12	3.5	5
n-Propylbenzene	13		ug/l	12	3.5	5
1,2,4-Trichlorobenzene	ND		ug/l	12	3.5	5
1,3,5-Trimethylbenzene	7.2	J	ug/l	12	3.5	5
1,2,4-Trimethylbenzene	510		ug/l	12	3.5	5
Methyl Acetate	ND		ug/l	10	1.2	5
Cyclohexane	61		ug/l	50	1.4	5
Freon-113	ND		ug/l	12	3.5	5
Methyl cyclohexane	24	J	ug/l	50	2.0	5

Surrogate	% Recovery	Qualifier	Acceptance Criteria
1,2-Dichloroethane-d4	95		70-130
Toluene-d8	92		70-130
4-Bromofluorobenzene	85		70-130
Dibromofluoromethane	114		70-130



Project Name: CONVENTUS PRR
Project Number: U86

Lab Number: L2525831
Report Date: 05/12/25

SAMPLE RESULTS

Lab ID: L2525831-07 D
 Client ID: BCP MW-4
 Sample Location: BUFFALO, NY

Date Collected: 04/25/25 16:00
 Date Received: 04/25/25
 Field Prep: Not Specified

Sample Depth:

Matrix: Water
 Analytical Method: 1,8260D
 Analytical Date: 05/08/25 14:38
 Analyst: MJV

Parameter	Result	Qualifier	Units	RL	MDL	Dilution Factor
Volatile Organics by GC/MS - Westborough Lab						
Methylene chloride	ND		ug/l	5.0	1.4	2
1,1-Dichloroethane	ND		ug/l	5.0	1.4	2
Chloroform	ND		ug/l	5.0	1.4	2
Carbon tetrachloride	ND		ug/l	1.0	0.27	2
1,2-Dichloropropane	ND		ug/l	2.0	0.27	2
Dibromochloromethane	ND		ug/l	1.0	0.30	2
1,1,2-Trichloroethane	ND		ug/l	3.0	1.0	2
Tetrachloroethene	ND		ug/l	1.0	0.36	2
Chlorobenzene	ND		ug/l	5.0	1.4	2
Trichlorofluoromethane	ND		ug/l	5.0	1.4	2
1,2-Dichloroethane	ND		ug/l	1.0	0.26	2
1,1,1-Trichloroethane	ND		ug/l	5.0	1.4	2
Bromodichloromethane	ND		ug/l	1.0	0.38	2
trans-1,3-Dichloropropene	ND		ug/l	1.0	0.33	2
cis-1,3-Dichloropropene	ND		ug/l	1.0	0.29	2
Bromoform	ND		ug/l	4.0	1.3	2
1,1,2,2-Tetrachloroethane	ND		ug/l	1.0	0.33	2
Benzene	2.3		ug/l	1.0	0.32	2
Toluene	5.0		ug/l	5.0	1.4	2
Ethylbenzene	160		ug/l	5.0	1.4	2
Chloromethane	ND		ug/l	5.0	1.4	2
Bromomethane	ND		ug/l	5.0	1.4	2
Vinyl chloride	ND		ug/l	2.0	0.14	2
Chloroethane	ND		ug/l	5.0	1.4	2
1,1-Dichloroethene	ND		ug/l	1.0	0.34	2
trans-1,2-Dichloroethene	ND		ug/l	5.0	1.4	2
Trichloroethene	ND		ug/l	1.0	0.35	2
1,2-Dichlorobenzene	ND		ug/l	5.0	1.4	2



Project Name: CONVENTUS PRR
Project Number: U86

Lab Number: L2525831
Report Date: 05/12/25

SAMPLE RESULTS

Lab ID: L2525831-07 D
 Client ID: BCP MW-4
 Sample Location: BUFFALO, NY

Date Collected: 04/25/25 16:00
 Date Received: 04/25/25
 Field Prep: Not Specified

Sample Depth:

Parameter	Result	Qualifier	Units	RL	MDL	Dilution Factor
Volatile Organics by GC/MS - Westborough Lab						
1,3-Dichlorobenzene	ND		ug/l	5.0	1.4	2
1,4-Dichlorobenzene	ND		ug/l	5.0	1.4	2
Methyl tert butyl ether	ND		ug/l	5.0	0.33	2
p/m-Xylene	5.1		ug/l	5.0	1.4	2
o-Xylene	ND		ug/l	5.0	1.4	2
cis-1,2-Dichloroethene	ND		ug/l	5.0	1.4	2
Styrene	ND		ug/l	5.0	1.4	2
Dichlorodifluoromethane	ND		ug/l	10	2.0	2
Acetone	ND		ug/l	10	2.9	2
Carbon disulfide	ND		ug/l	10	2.0	2
2-Butanone	ND		ug/l	10	3.9	2
4-Methyl-2-pentanone	ND		ug/l	10	2.0	2
2-Hexanone	ND		ug/l	10	2.0	2
1,2-Dibromoethane	ND		ug/l	4.0	1.3	2
n-Butylbenzene	1.8	J	ug/l	5.0	1.4	2
sec-Butylbenzene	ND		ug/l	5.0	1.4	2
tert-Butylbenzene	ND		ug/l	5.0	1.4	2
1,2-Dibromo-3-chloropropane	ND		ug/l	5.0	1.4	2
Isopropylbenzene	8.6		ug/l	5.0	1.4	2
p-Isopropyltoluene	ND		ug/l	5.0	1.4	2
Naphthalene	38		ug/l	5.0	1.4	2
n-Propylbenzene	37		ug/l	5.0	1.4	2
1,2,4-Trichlorobenzene	ND		ug/l	5.0	1.4	2
1,3,5-Trimethylbenzene	ND		ug/l	5.0	1.4	2
1,2,4-Trimethylbenzene	130		ug/l	5.0	1.4	2
Methyl Acetate	ND		ug/l	4.0	0.47	2
Cyclohexane	20		ug/l	20	0.54	2
Freon-113	ND		ug/l	5.0	1.4	2
Methyl cyclohexane	6.5	J	ug/l	20	0.79	2

Surrogate	% Recovery	Qualifier	Acceptance Criteria
1,2-Dichloroethane-d4	92		70-130
Toluene-d8	94		70-130
4-Bromofluorobenzene	87		70-130
Dibromofluoromethane	114		70-130



Project Name: CONVENTUS PRR
Project Number: U86

Lab Number: L2525831
Report Date: 05/12/25

Method Blank Analysis
Batch Quality Control

Analytical Method: 1,8260D
Analytical Date: 05/08/25 09:30
Analyst: MJV

Parameter	Result	Qualifier	Units	RL	MDL
Volatile Organics by GC/MS - Westborough Lab for sample(s): 01 Batch: WG2064186-5					
Methylene chloride	ND		ug/l	2.5	0.70
1,1-Dichloroethane	ND		ug/l	2.5	0.70
Chloroform	ND		ug/l	2.5	0.70
Carbon tetrachloride	ND		ug/l	0.50	0.13
1,2-Dichloropropane	ND		ug/l	1.0	0.14
Dibromochloromethane	ND		ug/l	0.50	0.15
1,1,2-Trichloroethane	ND		ug/l	1.5	0.50
Tetrachloroethene	ND		ug/l	0.50	0.18
Chlorobenzene	ND		ug/l	2.5	0.70
Trichlorofluoromethane	ND		ug/l	2.5	0.70
1,2-Dichloroethane	ND		ug/l	0.50	0.13
1,1,1-Trichloroethane	ND		ug/l	2.5	0.70
Bromodichloromethane	ND		ug/l	0.50	0.19
trans-1,3-Dichloropropene	ND		ug/l	0.50	0.16
cis-1,3-Dichloropropene	ND		ug/l	0.50	0.14
Bromoform	ND		ug/l	2.0	0.65
1,1,2,2-Tetrachloroethane	ND		ug/l	0.50	0.17
Benzene	ND		ug/l	0.50	0.16
Toluene	ND		ug/l	2.5	0.70
Ethylbenzene	ND		ug/l	2.5	0.70
Chloromethane	ND		ug/l	2.5	0.70
Bromomethane	1.3	J	ug/l	2.5	0.70
Vinyl chloride	ND		ug/l	1.0	0.07
Chloroethane	ND		ug/l	2.5	0.70
1,1-Dichloroethene	ND		ug/l	0.50	0.17
trans-1,2-Dichloroethene	ND		ug/l	2.5	0.70
Trichloroethene	ND		ug/l	0.50	0.18
1,2-Dichlorobenzene	ND		ug/l	2.5	0.70
1,3-Dichlorobenzene	ND		ug/l	2.5	0.70

Project Name: CONVENTUS PRR
Project Number: U86

Lab Number: L2525831
Report Date: 05/12/25

Method Blank Analysis
Batch Quality Control

Analytical Method: 1,8260D
Analytical Date: 05/08/25 09:30
Analyst: MJV

Parameter	Result	Qualifier	Units	RL	MDL
Volatile Organics by GC/MS - Westborough Lab for sample(s): 01 Batch: WG2064186-5					
1,4-Dichlorobenzene	ND		ug/l	2.5	0.70
Methyl tert butyl ether	ND		ug/l	2.5	0.17
p/m-Xylene	ND		ug/l	2.5	0.70
o-Xylene	ND		ug/l	2.5	0.70
cis-1,2-Dichloroethene	ND		ug/l	2.5	0.70
Styrene	ND		ug/l	2.5	0.70
Dichlorodifluoromethane	ND		ug/l	5.0	1.0
Acetone	1.6	J	ug/l	5.0	1.5
Carbon disulfide	ND		ug/l	5.0	1.0
2-Butanone	ND		ug/l	5.0	1.9
4-Methyl-2-pentanone	ND		ug/l	5.0	1.0
2-Hexanone	ND		ug/l	5.0	1.0
1,2-Dibromoethane	ND		ug/l	2.0	0.65
n-Butylbenzene	ND		ug/l	2.5	0.70
sec-Butylbenzene	ND		ug/l	2.5	0.70
tert-Butylbenzene	ND		ug/l	2.5	0.70
1,2-Dibromo-3-chloropropane	ND		ug/l	2.5	0.70
Isopropylbenzene	ND		ug/l	2.5	0.70
p-Isopropyltoluene	ND		ug/l	2.5	0.70
Naphthalene	ND		ug/l	2.5	0.70
n-Propylbenzene	ND		ug/l	2.5	0.70
1,2,4-Trichlorobenzene	ND		ug/l	2.5	0.70
1,3,5-Trimethylbenzene	ND		ug/l	2.5	0.70
1,2,4-Trimethylbenzene	ND		ug/l	2.5	0.70
Methyl Acetate	ND		ug/l	2.0	0.23
Cyclohexane	ND		ug/l	10	0.27
Freon-113	ND		ug/l	2.5	0.70
Methyl cyclohexane	ND		ug/l	10	0.40

Project Name: CONVENTUS PRR
Project Number: U86

Lab Number: L2525831
Report Date: 05/12/25

Method Blank Analysis
Batch Quality Control

Analytical Method: 1,8260D
Analytical Date: 05/08/25 09:30
Analyst: MJV

Parameter	Result	Qualifier	Units	RL	MDL
Volatile Organics by GC/MS - Westborough Lab for sample(s): 01 Batch: WG2064186-5					

Surrogate	%Recovery	Qualifier	Acceptance Criteria
1,2-Dichloroethane-d4	101		70-130
Toluene-d8	100		70-130
4-Bromofluorobenzene	99		70-130
Dibromofluoromethane	102		70-130

Project Name: CONVENTUS PRR
Project Number: U86

Lab Number: L2525831
Report Date: 05/12/25

Method Blank Analysis
Batch Quality Control

Analytical Method: 1,8260D
Analytical Date: 05/08/25 09:21
Analyst: MJV

Parameter	Result	Qualifier	Units	RL	MDL
Volatile Organics by GC/MS - Westborough Lab for sample(s): 02-07 Batch: WG2065078-5					
Methylene chloride	ND		ug/l	2.5	0.70
1,1-Dichloroethane	ND		ug/l	2.5	0.70
Chloroform	ND		ug/l	2.5	0.70
Carbon tetrachloride	ND		ug/l	0.50	0.13
1,2-Dichloropropane	ND		ug/l	1.0	0.14
Dibromochloromethane	ND		ug/l	0.50	0.15
1,1,2-Trichloroethane	ND		ug/l	1.5	0.50
Tetrachloroethene	ND		ug/l	0.50	0.18
Chlorobenzene	ND		ug/l	2.5	0.70
Trichlorofluoromethane	ND		ug/l	2.5	0.70
1,2-Dichloroethane	ND		ug/l	0.50	0.13
1,1,1-Trichloroethane	ND		ug/l	2.5	0.70
Bromodichloromethane	ND		ug/l	0.50	0.19
trans-1,3-Dichloropropene	ND		ug/l	0.50	0.16
cis-1,3-Dichloropropene	ND		ug/l	0.50	0.14
Bromoform	ND		ug/l	2.0	0.65
1,1,2,2-Tetrachloroethane	ND		ug/l	0.50	0.17
Benzene	ND		ug/l	0.50	0.16
Toluene	ND		ug/l	2.5	0.70
Ethylbenzene	ND		ug/l	2.5	0.70
Chloromethane	ND		ug/l	2.5	0.70
Bromomethane	ND		ug/l	2.5	0.70
Vinyl chloride	ND		ug/l	1.0	0.07
Chloroethane	ND		ug/l	2.5	0.70
1,1-Dichloroethene	ND		ug/l	0.50	0.17
trans-1,2-Dichloroethene	ND		ug/l	2.5	0.70
Trichloroethene	ND		ug/l	0.50	0.18
1,2-Dichlorobenzene	ND		ug/l	2.5	0.70
1,3-Dichlorobenzene	ND		ug/l	2.5	0.70

Project Name: CONVENTUS PRR
Project Number: U86

Lab Number: L2525831
Report Date: 05/12/25

Method Blank Analysis
Batch Quality Control

Analytical Method: 1,8260D
Analytical Date: 05/08/25 09:21
Analyst: MJV

Parameter	Result	Qualifier	Units	RL	MDL
Volatile Organics by GC/MS - Westborough Lab for sample(s): 02-07 Batch: WG2065078-5					
1,4-Dichlorobenzene	ND		ug/l	2.5	0.70
Methyl tert butyl ether	ND		ug/l	2.5	0.17
p/m-Xylene	ND		ug/l	2.5	0.70
o-Xylene	ND		ug/l	2.5	0.70
cis-1,2-Dichloroethene	ND		ug/l	2.5	0.70
Styrene	ND		ug/l	2.5	0.70
Dichlorodifluoromethane	ND		ug/l	5.0	1.0
Acetone	ND		ug/l	5.0	1.5
Carbon disulfide	ND		ug/l	5.0	1.0
2-Butanone	ND		ug/l	5.0	1.9
4-Methyl-2-pentanone	ND		ug/l	5.0	1.0
2-Hexanone	ND		ug/l	5.0	1.0
1,2-Dibromoethane	ND		ug/l	2.0	0.65
n-Butylbenzene	ND		ug/l	2.5	0.70
sec-Butylbenzene	ND		ug/l	2.5	0.70
tert-Butylbenzene	ND		ug/l	2.5	0.70
1,2-Dibromo-3-chloropropane	ND		ug/l	2.5	0.70
Isopropylbenzene	ND		ug/l	2.5	0.70
p-Isopropyltoluene	ND		ug/l	2.5	0.70
Naphthalene	ND		ug/l	2.5	0.70
n-Propylbenzene	ND		ug/l	2.5	0.70
1,2,4-Trichlorobenzene	ND		ug/l	2.5	0.70
1,3,5-Trimethylbenzene	ND		ug/l	2.5	0.70
1,2,4-Trimethylbenzene	ND		ug/l	2.5	0.70
Methyl Acetate	ND		ug/l	2.0	0.23
Cyclohexane	ND		ug/l	10	0.27
Freon-113	ND		ug/l	2.5	0.70
Methyl cyclohexane	ND		ug/l	10	0.40

Project Name: CONVENTUS PRR
Project Number: U86

Lab Number: L2525831
Report Date: 05/12/25

Method Blank Analysis
Batch Quality Control

Analytical Method: 1,8260D
Analytical Date: 05/08/25 09:21
Analyst: MJV

Parameter	Result	Qualifier	Units	RL	MDL
Volatile Organics by GC/MS - Westborough Lab for sample(s): 02-07 Batch: WG2065078-5					

Surrogate	%Recovery	Qualifier	Acceptance Criteria
1,2-Dichloroethane-d4	100		70-130
Toluene-d8	93		70-130
4-Bromofluorobenzene	84		70-130
Dibromofluoromethane	120		70-130

Lab Control Sample Analysis Batch Quality Control

Project Name: CONVENTUS PRR

Lab Number: L2525831

Project Number: U86

Report Date: 05/12/25

Parameter	LCS %Recovery	Qual	LCSD %Recovery	Qual	%Recovery Limits	RPD	Qual	RPD Limits
Volatile Organics by GC/MS - Westborough Lab Associated sample(s): 01 Batch: WG2064186-3 WG2064186-4								
Methylene chloride	95		94		70-130	1		20
1,1-Dichloroethane	95		90		70-130	5		20
Chloroform	97		96		70-130	1		20
Carbon tetrachloride	92		88		63-132	4		20
1,2-Dichloropropane	94		94		70-130	0		20
Dibromochloromethane	93		92		63-130	1		20
1,1,2-Trichloroethane	94		93		70-130	1		20
Tetrachloroethene	96		93		70-130	3		20
Chlorobenzene	94		93		75-130	1		20
Trichlorofluoromethane	95		90		62-150	5		20
1,2-Dichloroethane	100		98		70-130	2		20
1,1,1-Trichloroethane	97		94		67-130	3		20
Bromodichloromethane	98		97		67-130	1		20
trans-1,3-Dichloropropene	86		83		70-130	4		20
cis-1,3-Dichloropropene	98		97		70-130	1		20
Bromoform	90		89		54-136	1		20
1,1,2,2-Tetrachloroethane	98		93		67-130	5		20
Benzene	96		94		70-130	2		20
Toluene	93		89		70-130	4		20
Ethylbenzene	93		90		70-130	3		20
Chloromethane	89		80		64-130	11		20
Bromomethane	70		74		39-139	6		20
Vinyl chloride	93		87		55-140	7		20

Lab Control Sample Analysis

Batch Quality Control

Project Name: CONVENTUS PRR

Lab Number: L2525831

Project Number: U86

Report Date: 05/12/25

Parameter	LCS %Recovery	Qual	LCSD %Recovery	Qual	%Recovery Limits	RPD	Qual	RPD Limits
Volatile Organics by GC/MS - Westborough Lab Associated sample(s): 01 Batch: WG2064186-3 WG2064186-4								
Chloroethane	96		89		55-138	8		20
1,1-Dichloroethene	89		86		61-145	3		20
trans-1,2-Dichloroethene	96		94		70-130	2		20
Trichloroethene	96		94		70-130	2		20
1,2-Dichlorobenzene	96		95		70-130	1		20
1,3-Dichlorobenzene	96		93		70-130	3		20
1,4-Dichlorobenzene	92		91		70-130	1		20
Methyl tert butyl ether	99		97		63-130	2		20
p/m-Xylene	95		95		70-130	0		20
o-Xylene	95		95		70-130	0		20
cis-1,2-Dichloroethene	100		95		70-130	5		20
Styrene	95		95		70-130	0		20
Dichlorodifluoromethane	86		81		36-147	6		20
Acetone	120		95		58-148	23	Q	20
Carbon disulfide	96		96		51-130	0		20
2-Butanone	100		85		63-138	16		20
4-Methyl-2-pentanone	84		82		59-130	2		20
2-Hexanone	77		82		57-130	6		20
1,2-Dibromoethane	97		94		70-130	3		20
n-Butylbenzene	92		87		53-136	6		20
sec-Butylbenzene	90		86		70-130	5		20
tert-Butylbenzene	92		89		70-130	3		20
1,2-Dibromo-3-chloropropane	88		88		41-144	0		20

Lab Control Sample Analysis Batch Quality Control

Project Name: CONVENTUS PRR
Project Number: U86

Lab Number: L2525831
Report Date: 05/12/25

Parameter	LCS %Recovery	Qual	LCSD %Recovery	Qual	%Recovery Limits	RPD	Qual	RPD Limits
Volatile Organics by GC/MS - Westborough Lab Associated sample(s): 01 Batch: WG2064186-3 WG2064186-4								
Isopropylbenzene	89		86		70-130	3		20
p-Isopropyltoluene	93		89		70-130	4		20
Naphthalene	90		92		70-130	2		20
n-Propylbenzene	90		86		69-130	5		20
1,2,4-Trichlorobenzene	92		94		70-130	2		20
1,3,5-Trimethylbenzene	92		89		64-130	3		20
1,2,4-Trimethylbenzene	93		90		70-130	3		20
Methyl Acetate	95		91		70-130	4		20
Cyclohexane	83		80		70-130	4		20
Freon-113	88		88		70-130	0		20
Methyl cyclohexane	88		85		70-130	3		20

Surrogate	LCS %Recovery	Qual	LCSD %Recovery	Qual	Acceptance Criteria
1,2-Dichloroethane-d4	100		101		70-130
Toluene-d8	98		99		70-130
4-Bromofluorobenzene	97		95		70-130
Dibromofluoromethane	102		104		70-130



Lab Control Sample Analysis Batch Quality Control

Project Name: CONVENTUS PRR

Lab Number: L2525831

Project Number: U86

Report Date: 05/12/25

Parameter	LCS %Recovery	Qual	LCSD %Recovery	Qual	%Recovery Limits	RPD	Qual	RPD Limits
Volatile Organics by GC/MS - Westborough Lab Associated sample(s): 02-07 Batch: WG2065078-3 WG2065078-4								
Methylene chloride	100		100		70-130	0		20
1,1-Dichloroethane	93		94		70-130	1		20
Chloroform	99		100		70-130	1		20
Carbon tetrachloride	120		120		63-132	0		20
1,2-Dichloropropane	85		84		70-130	1		20
Dibromochloromethane	100		110		63-130	10		20
1,1,2-Trichloroethane	81		81		70-130	0		20
Tetrachloroethene	120		110		70-130	9		20
Chlorobenzene	100		100		75-130	0		20
Trichlorofluoromethane	120		120		62-150	0		20
1,2-Dichloroethane	93		93		70-130	0		20
1,1,1-Trichloroethane	110		110		67-130	0		20
Bromodichloromethane	98		98		67-130	0		20
trans-1,3-Dichloropropene	78		78		70-130	0		20
cis-1,3-Dichloropropene	90		90		70-130	0		20
Bromoform	95		97		54-136	2		20
1,1,2,2-Tetrachloroethane	77		76		67-130	1		20
Benzene	92		92		70-130	0		20
Toluene	91		88		70-130	3		20
Ethylbenzene	89		87		70-130	2		20
Chloromethane	84		86		64-130	2		20
Bromomethane	110		100		39-139	10		20
Vinyl chloride	85		83		55-140	2		20

Lab Control Sample Analysis

Batch Quality Control

Project Name: CONVENTUS PRR

Lab Number: L2525831

Project Number: U86

Report Date: 05/12/25

Parameter	LCS		LCSD		%Recovery Limits	RPD	Qual	RPD Limits
	%Recovery	Qual	%Recovery	Qual				
Volatile Organics by GC/MS - Westborough Lab Associated sample(s): 02-07 Batch: WG2065078-3 WG2065078-4								
Chloroethane	100		100		55-138	0		20
1,1-Dichloroethene	110		110		61-145	0		20
trans-1,2-Dichloroethene	110		100		70-130	10		20
Trichloroethene	100		100		70-130	0		20
1,2-Dichlorobenzene	110		100		70-130	10		20
1,3-Dichlorobenzene	100		100		70-130	0		20
1,4-Dichlorobenzene	100		100		70-130	0		20
Methyl tert butyl ether	88		90		63-130	2		20
p/m-Xylene	100		95		70-130	5		20
o-Xylene	95		95		70-130	0		20
cis-1,2-Dichloroethene	110		110		70-130	0		20
Styrene	90		85		70-130	6		20
Dichlorodifluoromethane	100		98		36-147	2		20
Acetone	83		87		58-148	5		20
Carbon disulfide	99		98		51-130	1		20
2-Butanone	89		82		63-138	8		20
4-Methyl-2-pentanone	67		68		59-130	1		20
2-Hexanone	64		66		57-130	3		20
1,2-Dibromoethane	96		93		70-130	3		20
n-Butylbenzene	88		84		53-136	5		20
sec-Butylbenzene	92		88		70-130	4		20
tert-Butylbenzene	84		81		70-130	4		20
1,2-Dibromo-3-chloropropane	94		97		41-144	3		20

Lab Control Sample Analysis Batch Quality Control

Project Name: CONVENTUS PRR

Lab Number: L2525831

Project Number: U86

Report Date: 05/12/25

Parameter	LCS		LCSD		%Recovery Limits	RPD	RPD	
	%Recovery	Qual	%Recovery	Qual			Qual	Limits
Volatile Organics by GC/MS - Westborough Lab Associated sample(s): 02-07 Batch: WG2065078-3 WG2065078-4								
Isopropylbenzene	89		87		70-130	2		20
p-Isopropyltoluene	90		88		70-130	2		20
Naphthalene	94		96		70-130	2		20
n-Propylbenzene	84		82		69-130	2		20
1,2,4-Trichlorobenzene	100		100		70-130	0		20
1,3,5-Trimethylbenzene	91		90		64-130	1		20
1,2,4-Trimethylbenzene	93		90		70-130	3		20
Methyl Acetate	81		83		70-130	2		20
Cyclohexane	91		84		70-130	8		20
Freon-113	120		110		70-130	9		20
Methyl cyclohexane	83		77		70-130	8		20

Surrogate	LCS		LCSD		Acceptance Criteria
	%Recovery	Qual	%Recovery	Qual	
1,2-Dichloroethane-d4	96		96		70-130
Toluene-d8	92		92		70-130
4-Bromofluorobenzene	84		85		70-130
Dibromofluoromethane	116		118		70-130

Project Name: CONVENTUS PRR**Lab Number:** L2525831**Project Number:** U86**Report Date:** 05/12/25**Sample Receipt and Container Information**

Were project specific reporting limits specified?

YES

Cooler Information

Cooler	Custody Seal
A	Absent

Container Information

Container ID	Container Type	Cooler	Initial pH	Final pH	Temp deg C	Pres	Seal	Frozen Date/Time	Analysis(*)
L2525831-01A	Vial HCl preserved	A	NA		4.4	Y	Absent		NYTCL-8260-R2(14)
L2525831-01B	Vial HCl preserved	A	NA		4.4	Y	Absent		NYTCL-8260-R2(14)
L2525831-01C	Vial HCl preserved	A	NA		4.4	Y	Absent		NYTCL-8260-R2(14)
L2525831-02A	Vial HCl preserved	A	NA		4.4	Y	Absent		NYTCL-8260-R2(14)
L2525831-02B	Vial HCl preserved	A	NA		4.4	Y	Absent		NYTCL-8260-R2(14)
L2525831-02C	Vial HCl preserved	A	NA		4.4	Y	Absent		NYTCL-8260-R2(14)
L2525831-03A	Vial HCl preserved	A	NA		4.4	Y	Absent		NYTCL-8260-R2(14)
L2525831-03B	Vial HCl preserved	A	NA		4.4	Y	Absent		NYTCL-8260-R2(14)
L2525831-03C	Vial HCl preserved	A	NA		4.4	Y	Absent		NYTCL-8260-R2(14)
L2525831-04A	Vial HCl preserved	A	NA		4.4	Y	Absent		NYTCL-8260-R2(14)
L2525831-04B	Vial HCl preserved	A	NA		4.4	Y	Absent		NYTCL-8260-R2(14)
L2525831-04C	Vial HCl preserved	A	NA		4.4	Y	Absent		NYTCL-8260-R2(14)
L2525831-05A	Vial HCl preserved	A	NA		4.4	Y	Absent		NYTCL-8260-R2(14)
L2525831-05B	Vial HCl preserved	A	NA		4.4	Y	Absent		NYTCL-8260-R2(14)
L2525831-05C	Vial HCl preserved	A	NA		4.4	Y	Absent		NYTCL-8260-R2(14)
L2525831-06A	Vial HCl preserved	A	NA		4.4	Y	Absent		NYTCL-8260-R2(14)
L2525831-06B	Vial HCl preserved	A	NA		4.4	Y	Absent		NYTCL-8260-R2(14)
L2525831-06C	Vial HCl preserved	A	NA		4.4	Y	Absent		NYTCL-8260-R2(14)
L2525831-07A	Vial HCl preserved	A	NA		4.4	Y	Absent		NYTCL-8260-R2(14)
L2525831-07B	Vial HCl preserved	A	NA		4.4	Y	Absent		NYTCL-8260-R2(14)
L2525831-07C	Vial HCl preserved	A	NA		4.4	Y	Absent		NYTCL-8260-R2(14)

Project Name: CONVENTUS PRR
Project Number: U86

Lab Number: L2525831
Report Date: 05/12/25

GLOSSARY

Acronyms

DL	- Detection Limit: This value represents the level to which target analyte concentrations are reported as estimated values, when those target analyte concentrations are quantified below the limit of quantitation (LOQ). The DL includes any adjustments from dilutions, concentrations or moisture content, where applicable. (DoD report formats only.)
EDL	- Estimated Detection Limit: This value represents the level to which target analyte concentrations are reported as estimated values, when those target analyte concentrations are quantified below the reporting limit (RL). The EDL includes any adjustments from dilutions, concentrations or moisture content, where applicable. The use of EDLs is specific to the analysis of PAHs using Solid-Phase Microextraction (SPME).
EMPC	- Estimated Maximum Possible Concentration: The concentration that results from the signal present at the retention time of an analyte when the ions meet all of the identification criteria except the ion abundance ratio criteria. An EMPC is a worst-case estimate of the concentration.
EPA	- Environmental Protection Agency.
LCS	- Laboratory Control Sample: A sample matrix, free from the analytes of interest, spiked with verified known amounts of analytes or a material containing known and verified amounts of analytes.
LCSD	- Laboratory Control Sample Duplicate: Refer to LCS.
LFB	- Laboratory Fortified Blank: A sample matrix, free from the analytes of interest, spiked with verified known amounts of analytes or a material containing known and verified amounts of analytes.
LOD	- Limit of Detection: This value represents the level to which a target analyte can reliably be detected for a specific analyte in a specific matrix by a specific method. The LOD includes any adjustments from dilutions, concentrations or moisture content, where applicable. (DoD report formats only.)
LOQ	- Limit of Quantitation: The value at which an instrument can accurately measure an analyte at a specific concentration. The LOQ includes any adjustments from dilutions, concentrations or moisture content, where applicable. (DoD report formats only.) Limit of Quantitation: The value at which an instrument can accurately measure an analyte at a specific concentration. The LOQ includes any adjustments from dilutions, concentrations or moisture content, where applicable. (DoD report formats only.)
MDL	- Method Detection Limit: This value represents the level to which target analyte concentrations are reported as estimated values, when those target analyte concentrations are quantified below the reporting limit (RL). The MDL includes any adjustments from dilutions, concentrations or moisture content, where applicable.
MS	- Matrix Spike Sample: A sample prepared by adding a known mass of target analyte to a specified amount of matrix sample for which an independent estimate of target analyte concentration is available. For Method 332.0, the spike recovery is calculated using the native concentration, including estimated values.
MSD	- Matrix Spike Sample Duplicate: Refer to MS.
NA	- Not Applicable.
NC	- Not Calculated: Term is utilized when one or more of the results utilized in the calculation are non-detect at the parameter's reporting unit.
NDPA/DPA	- N-Nitrosodiphenylamine/Diphenylamine.
NI	- Not Ignitable.
NP	- Non-Plastic: Term is utilized for the analysis of Atterberg Limits in soil.
NR	- No Results: Term is utilized when 'No Target Compounds Requested' is reported for the analysis of Volatile or Semivolatile Organic TIC only requests.
RL	- Reporting Limit: The value at which an instrument can accurately measure an analyte at a specific concentration. The RL includes any adjustments from dilutions, concentrations or moisture content, where applicable.
RPD	- Relative Percent Difference: The results from matrix and/or matrix spike duplicates are primarily designed to assess the precision of analytical results in a given matrix and are expressed as relative percent difference (RPD). Values which are less than five times the reporting limit for any individual parameter are evaluated by utilizing the absolute difference between the values; although the RPD value will be provided in the report.
SRM	- Standard Reference Material: A reference sample of a known or certified value that is of the same or similar matrix as the associated field samples.
STLP	- Semi-dynamic Tank Leaching Procedure per EPA Method 1315.
TEF	- Toxic Equivalency Factors: The values assigned to each dioxin and furan to evaluate their toxicity relative to 2,3,7,8-TCDD.
TEQ	- Toxic Equivalent: The measure of a sample's toxicity derived by multiplying each dioxin and furan by its corresponding TEF and then summing the resulting values.
TIC	- Tentatively Identified Compound: A compound that has been identified to be present and is not part of the target compound list (TCL) for the method and/or program. All TICs are qualitatively identified and reported as estimated concentrations.

Report Format: DU Report with 'J' Qualifiers



Project Name: CONVENTUS PRR
Project Number: U86

Lab Number: L2525831
Report Date: 05/12/25

Footnotes

- 1 - The reference for this analyte should be considered modified since this analyte is absent from the target analyte list of the original method.

Terms

Analytical Method: Both the document from which the method originates and the analytical reference method. (Example: EPA 8260B is shown as 1,8260B.) The codes for the reference method documents are provided in the References section of the Addendum.

Chlordane: The target compound Chlordane (CAS No. 57-74-9) is reported for GC ECD analyses. Per EPA, this compound "refers to a mixture of chlordane isomers, other chlorinated hydrocarbons and numerous other components." (Reference: USEPA Toxicological Review of Chlordane, In Support of Summary Information on the Integrated Risk Information System (IRIS), December 1997.)

Difference: With respect to Total Oxidizable Precursor (TOP) Assay analysis, the difference is defined as the Post-Treatment value minus the Pre-Treatment value.

Final pH: As it pertains to Sample Receipt & Container Information section of the report, Final pH reflects pH of container determined after adjustment at the laboratory, if applicable. If no adjustment required, value reflects Initial pH.

Frozen Date/Time: With respect to Volatile Organics in soil, Frozen Date/Time reflects the date/time at which associated Reagent Water-preserved vials were initially frozen. Note: If frozen date/time is beyond 48 hours from sample collection, value will be reflected in 'bold'.

Gasoline Range Organics (GRO): Gasoline Range Organics (GRO) results include all chromatographic peaks eluting from Methyl tert butyl ether through Naphthalene, with the exception of GRO analysis in support of State of Ohio programs, which includes all chromatographic peaks eluting from Hexane through Dodecane.

Initial pH: As it pertains to Sample Receipt & Container Information section of the report, Initial pH reflects pH of container determined upon receipt, if applicable.

PAH Total: With respect to Alkylated PAH analyses, the 'PAHs, Total' result is defined as the summation of results for all or a subset of the following compounds: Naphthalene, C1-C4 Naphthalenes, 2-Methylnaphthalene, 1-Methylnaphthalene, Biphenyl, Acenaphthylene, Acenaphthene, Fluorene, C1-C3 Fluorenes, Phenanthrene, C1-C4 Phenanthrenes/Anthracenes, Anthracene, Fluoranthene, Pyrene, C1-C4 Fluoranthenes/Pyrenes, Benz(a)anthracene, Chrysene, C1-C4 Chrysenes, Benzo(b)fluoranthene, Benzo(j)+(k)fluoranthene, Benzo(e)pyrene, Benzo(a)pyrene, Perylene, Indeno(1,2,3-cd)pyrene, Dibenz(ah)+(ac)anthracene, Benzo(g,h,i)perylene. If a 'Total' result is requested, the results of its individual components will also be reported.

PFAS Total: With respect to PFAS analyses, the 'PFAS, Total (5)' result is defined as the summation of results for: PFHpA, PFHxS, PFOA, PFNA and PFOS. In addition, the 'PFAS, Total (6)' result is defined as the summation of results for: PFHpA, PFHxS, PFOA, PFNA, PFDA and PFOS. For MassDEP DW compliance analysis only, the 'PFAS, Total (6)' result is defined as the summation of results at or above the RL. Note: If a 'Total' result is requested, the results of its individual components will also be reported.

Total: With respect to Organic analyses, a 'Total' result is defined as the summation of results for individual isomers or Aroclors. If a 'Total' result is requested, the results of its individual components will also be reported. This is applicable to 'Total' results for methods 8260, 8081 and 8082.

Data Qualifiers

- A** - Spectra identified as "Aldol Condensates" are byproducts of the extraction/concentration procedures when acetone is introduced in the process.
- B** - The analyte was detected above the reporting limit in the associated method blank. Flag only applies to associated field samples that have detectable concentrations of the analyte at less than ten times (10x) the concentration found in the blank. For MCP-related projects, flag only applies to associated field samples that have detectable concentrations of the analyte at less than ten times (10x) the concentration found in the blank. For DOD-related projects, flag only applies to associated field samples that have detectable concentrations of the analyte at less than ten times (10x) the concentration found in the blank AND the analyte was detected above one-half the reporting limit (or above the reporting limit for common lab contaminants) in the associated method blank. For NJ-Air-related projects, flag only applies to associated field samples that have detectable concentrations of the analyte above the reporting limit. For NJ-related projects (excluding Air), flag only applies to associated field samples that have detectable concentrations of the analyte, which was detected above the reporting limit in the associated method blank or above five times the reporting limit for common lab contaminants (Phthalates, Acetone, Methylene Chloride, 2-Butanone).
- C** - Co-elution: The target analyte co-elutes with a known lab standard (i.e. surrogate, internal standards, etc.) for co-extracted analyses.
- D** - Concentration of analyte was quantified from diluted analysis. Flag only applies to field samples that have detectable concentrations of the analyte.
- E** - Concentration of analyte exceeds the range of the calibration curve and/or linear range of the instrument.
- F** - The ratio of quantifier ion response to qualifier ion response falls outside of the laboratory criteria. Results are considered to be an estimated maximum concentration.
- G** - The concentration may be biased high due to matrix interferences (i.e. co-elution) with non-target compound(s). The result should be considered estimated.
- H** - The analysis of pH was performed beyond the regulatory-required holding time of 15 minutes from the time of sample collection.
- I** - The lower value for the two columns has been reported due to obvious interference.
- J** - Estimated value. The Target analyte concentration is below the quantitation limit (RL), but above the Method Detection Limit (MDL) or Estimated Detection Limit (EDL) for SPME-related analyses. This represents an estimated concentration for Tentatively

Report Format: DU Report with 'J' Qualifiers



Project Name: CONVENTUS PRR
Project Number: U86

Lab Number: L2525831
Report Date: 05/12/25

Data Qualifiers

Identified Compounds (TICs). For calculated parameters, this represents that one or more values used in the calculation were estimated.

- M** - Reporting Limit (RL) exceeds the MCP CAM Reporting Limit for this analyte.
- ND** - Not detected at the method detection limit (MDL) for the sample, or estimated detection limit (EDL) for SPME-related analyses.
- NJ** - Presumptive evidence of compound. This represents an estimated concentration for Tentatively Identified Compounds (TICs), where the identification is based on a mass spectral library search.
- P** - The RPD between the results for the two columns exceeds the method-specified criteria.
- Q** - The quality control sample exceeds the associated acceptance criteria. For DOD-related projects, LCS and/or Continuing Calibration Standard exceedences are also qualified on all associated sample results. Note: This flag is not applicable for matrix spike recoveries when the sample concentration is greater than 4x the spike added or for batch duplicate RPD when the sample concentrations are less than 5x the RL. (Metals only.)
- R** - Analytical results are from sample re-analysis.
- RE** - Analytical results are from sample re-extraction.
- S** - Analytical results are from modified screening analysis.
- V** - The surrogate associated with this target analyte has a recovery outside the QC acceptance limits. (Applicable to MassDEP DW Compliance samples only.)
- Z** - The batch matrix spike and/or duplicate associated with this target analyte has a recovery/RPD outside the QC acceptance limits. (Applicable to MassDEP DW Compliance samples only.)

Project Name: CONVENTUS PRR
Project Number: U86

Lab Number: L2525831
Report Date: 05/12/25

REFERENCES

- 1 Test Methods for Evaluating Solid Waste: Physical/Chemical Methods. EPA SW-846. Third Edition. Updates I - VI, 2018.

LIMITATION OF LIABILITIES

Pace Analytical Services performs services with reasonable care and diligence normal to the analytical testing laboratory industry. In the event of an error, the sole and exclusive responsibility of Pace Analytical Services shall be to re-perform the work at it's own expense. In no event shall Pace Analytical Services be held liable for any incidental, consequential or special damages, including but not limited to, damages in any way connected with the use of, interpretation of, information or analysis provided by Pace Analytical Services.

We strongly urge our clients to comply with EPA protocol regarding sample volume, preservation, cooling, containers, sampling procedures, holding time and splitting of samples in the field.



Certification Information

The following analytes are not included in our Primary NELAP Scope of Accreditation:

Westborough Facility – 8 Walkup Dr. Westborough, MA 01581

EPA 624.1: m/p-xylene, o-xylene, Naphthalene

EPA 625.1: alpha-Terpineol

EPA 8260D: NPW: 1,2,4,5-Tetramethylbenzene; 4-Ethyltoluene; SCM: Iodomethane (methyl iodide), 1,2,4,5-Tetramethylbenzene; 4-Ethyltoluene.

EPA 8270E: NPW: Dimethylnaphthalene, 1,4-Diphenylhydrazine, alpha-Terpineol, Azobenzene; SCM: Dimethylnaphthalene, 1,4-Diphenylhydrazine.

SM4500: NPW: Amenable Cyanide; SCM: Total Phosphorus, TKN, NO₂, NO₃.

Mansfield Facility – 320 Forbes Blvd. Mansfield, MA 02048

SM 2540D: TSS.

EPA TO-15: Halothane, 2,4,4-Trimethyl-2-pentene, 2,4,4-Trimethyl-1-pentene, Thiophene, 2-Methylthiophene,

3-Methylthiophene, 2-Ethylthiophene, 1,2,3-Trimethylbenzene, Indan, Indene, 1,2,4,5-Tetramethylbenzene, Benzothiophene, 1-Methylnaphthalene.

MADEP-APH.

Nonpotable Water: EPA RSK-175 Dissolved Gases

Biological Tissue Matrix: EPA 3050B

Mansfield Facility – 120 Forbes Blvd. Mansfield, MA 02048

EPA TO-15: Halothane, 2,4,4-Trimethyl-2-pentene, 2,4,4-Trimethyl-1-pentene, Thiophene, 2-Methylthiophene,

3-Methylthiophene, 2-Ethylthiophene, 1,2,3-Trimethylbenzene, Indan, Indene, 1,2,4,5-Tetramethylbenzene, Benzothiophene, 1-Methylnaphthalene.

Nonpotable Water: EPA RSK-175 Dissolved Gases

The following test method is not included in our New Jersey Secondary NELAP Scope of Accreditation:

Mansfield Facility – 320 Forbes Blvd. Mansfield, MA 02048

Determination of Selected Perfluorinated Alkyl Substances by Solid Phase Extraction and Liquid Chromatography/Tandem Mass Spectrometry Isotope Dilution (via Alpha SOP 23528)

The following analytes are included in our Massachusetts DEP Scope of Accreditation

Westborough Facility – 8 Walkup Dr. Westborough, MA 01581

Drinking Water

EPA 300.0: Chloride, Nitrate-N, Fluoride, Sulfate; **EPA 353.2:** Nitrate-N, Nitrite-N; **SM4500NO3-F:** Nitrate-N, Nitrite-N; **SM4500F-C, SM4500CN-CE,**

EPA 180.1, SM2130B, SM4500Cl-D, SM2320B, SM2540C, SM4500H-B, SM4500NO2-B

EPA 524.2: THMs and VOCs; **EPA 504.1:** EDB, DBCP.

Microbiology: SM9215B; SM9223-P/A, SM9223B-Colilert-QT, SM9222D.

Non-Potable Water

SM4500H,B, EPA 120.1, SM2510B, SM2540C, SM2320B, SM4500CL-E, SM4500F-BC, SM4500NH3-BH: Ammonia-N and Kjeldahl-N, **EPA 350.1:**

Ammonia-N, **LCHAT 10-107-06-1-B:** Ammonia-N, **EPA 351.1, SM4500NO3-F, EPA 353.2:** Nitrate-N, **SM4500P-E, SM4500P-B, E, SM4500SO4-E,**

SM5220D, EPA 410.4, SM5210B, SM5310C, SM4500CL-D, EPA 1664, EPA 420.1, SM4500-CN-CE, SM2540D, EPA 300: Chloride, Sulfate, Nitrate.

EPA 624.1: Volatile Halocarbons & Aromatics,

EPA 608.3: Chlordane, Toxaphene, Aldrin, alpha-BHC, beta-BHC, gamma-BHC, delta-BHC, Dieldrin, DDD, DDE, DDT, Endosulfan I, Endosulfan II,

Endosulfan sulfate, Endrin, Endrin Aldehyde, Heptachlor, Heptachlor Epoxide, PCBs

EPA 625.1: SVOC (Acid/Base/Neutral Extractables).

Microbiology: SM9223B-Colilert-QT; Enterolert-QT, EPA 1600, EPA 1603, SM9222D.

Mansfield Facility – 320 Forbes Blvd. Mansfield, MA 02048

Drinking Water

EPA 200.7: Al, Ba, Cd, Cr, Cu, Fe, Mn, Ni, Na, Ag, Ca, Zn. **EPA 200.8:** Al, Sb, As, Ba, Be, Cd, Cr, Cu, Pb, Mn, Ni, Se, Ag, TL, Zn. **EPA 245.1** Hg.

EPA 522, EPA 537.1.

Non-Potable Water

EPA 200.7: Al, Sb, As, Be, Cd, Ca, Cr, Co, Cu, Fe, Pb, Mg, Mn, Mo, Ni, K, Se, Ag, Na, Sr, TL, Ti, V, Zn.

EPA 200.8: Al, Sb, As, Be, Cd, Cr, Cu, Fe, Pb, Mn, Ni, K, Se, Ag, Na, TL, Zn.

EPA 245.1 Hg.

SM2340B

Pace Analytical Services LLC

ID No.:17873

Facility: **Northeast**

Revision 27

Department: **Quality Assurance**

Published Date: 01/24/2025

Title: **Certificate/Approval Program Summary**

Page 2 of 2

Certification IDs:**Westborough Facility – 8 Walkup Dr. Westborough, MA 01581**

CT PH-0826, IL 200077, IN C-MA-03, KY JY98045, ME MA00086, MD 348, MA M-MA086, NH 2064, NJ MA935, NY 11148, NC (DW) 25700, NC (NPW/SCM) 666, OR MA-1316, PA 68-03671, RI LAO00065, TX T104704476, VT VT-0935, VA 460195



Mansfield Facility – 320 Forbes Blvd. Mansfield, MA 02048

CT PH-0825, ANAB/DoD L2474, IL 200081, IN C-MA-04, KY KY98046, LA 3090, ME MA00030, MI 9110, MN 025-999-495, NH 2062, NJ MA015, NY 11627, NC (NPW/SCM) 685, OR MA-0262, PA 68-02089, RI LAO00299, TX T-104704419, VT VT-0015, VA 460194, WA C954

Mansfield Facility – 120 Forbes Blvd. Mansfield, MA 02048

ANAB/DoD L2474, ME MA01156, MN 025-999-498, NH 2249, NJ MA025, NY 12191, OR 4203, TX T104704583, VA 460311, WA C1104.

For a complete listing of analytes and methods, please contact your Project Manager.

 NEW YORK CHAIN OF CUSTODY Westborough, MA 01581 8 Walkup Dr. TEL: 508-898-9220 FAX: 508-898-9193	Service Centers Mahwah, NJ 07430: 35 Whitney Rd, Suite 5 Albany, NY 12205: 14 Walker Way Tonawanda, NY 14150: 275 Cooper Ave, Suite 105	Page	Date Rec'd in Lab	L2525831 C&SCOMP 	
		of			
Client Information Client: C+S Engineers Address: 141 Elm St. Buffalo NY 14203 Phone: Fax: Email: Cmartin@csco.com		Project Information Project Name: Conventus PRR Project Location: Buffalo, NY Project # U86 (Use Project name as Project #) <input type="checkbox"/>		Deliverables <input type="checkbox"/> ASP-A <input checked="" type="checkbox"/> ASP-B <input checked="" type="checkbox"/> EQUIS (1 File) <input type="checkbox"/> EQUIS (4 File) <input type="checkbox"/> Other	
Turn-Around Time Standard <input checked="" type="checkbox"/> Due Date: Rush (only if pre approved) <input type="checkbox"/> # of Days:		Regulatory Requirement <input type="checkbox"/> NY TOGS <input checked="" type="checkbox"/> NY Part 375 <input type="checkbox"/> AWQ Standards <input type="checkbox"/> NY CP-51 <input type="checkbox"/> NY Restricted Use <input type="checkbox"/> Other <input type="checkbox"/> NY Unrestricted Use <input type="checkbox"/> NYC Sewer Discharge		Disposal Site Information Please identify below location of applicable disposal facilities. Disposal Facility: <input type="checkbox"/> NJ <input checked="" type="checkbox"/> NY <input type="checkbox"/> Other:	
These samples have been previously analyzed by Alpha <input type="checkbox"/>		ANALYSIS		Sample Filtration <input type="checkbox"/> Done <input type="checkbox"/> Lab to do Preservation <input type="checkbox"/> Lab to do (Please Specify below)	
Other project specific requirements/comments:		Please specify Metals or TAL.		Total Bottles	
ALPHA Lab ID (Lab Use Only) Sample ID Collection Date Time Sample Matrix Sampler's Initials					
25831-01 BCP#MW-6 4/25/25 9:50 GW NFO X					
02 BCP MW-1 ↓ 11:20 ↓ ↓ X					
03 DUP ↓ 11:20 ↓ ↓ X					
04 BCP MW-7 ↓ 1:00 ↓ ↓ X					
05 BCP MW-5 ↓ 2:05 ↓ ↓ X					
06 BCP MW-3 ↓ 3:10 ↓ ↓ X					
07 BCP MW-4 ↓ 4:00 ↓ ↓ X					
Preservative Code: A = None B = HCl C = HNO ₃ D = H ₂ SO ₄ E = NaOH F = MeOH G = NaHSO ₄ H = Na ₂ S ₂ O ₃ K/E = Zn Ac/NaOH O = Other		Container Code: P = Plastic A = Amber Glass V = Vial G = Glass B = Bacteria Cup C = Cube O = Other E = Encore D = BOD Bottle		Westboro: Certification No: MA935 Mansfield: Certification No: MA015	
Relinquished By:		Date/Time		Received By:	
Charles G. Pace		4-25-25 16:40		Charles G. Pace	
Russell B. ...		4-25-25 16:45		Buffalo St	
Form No: 01-25 HC (rev. 30-Sept-2013)		01:30		Please print clearly, legibly and completely. Samples can not be logged in and turnaround time clock will not start until any ambiguities are resolved. BY EXECUTING THIS COC, THE CLIENT HAS READ AND AGREES TO BE BOUND BY ALPHA'S TERMS & CONDITIONS. (See reverse side.)	



ANALYTICAL REPORT

Lab Number:	L2575607
Client:	C&S Companies 141 Elm Street, Suite 100 Buffalo, NY 14203
ATTN:	Cody Martin
Phone:	(716) 847-1630
Project Name:	CONVENTUS PRR
Project Number:	U86
Report Date:	12/11/25

The original project report/data package is held by Pace Analytical Services. This report/data package is paginated and should be reproduced only in its entirety. Pace Analytical Services holds no responsibility for results and/or data that are not consistent with the original.

Certifications & Approvals: MA (M-MA086), NH NELAP (2064), CT (PH-0826), IL (200077), IN (C-MA-03), KY (KY98045), ME (MA00086), MD (348), NJ (MA935), NY (11148), NC (25700/666), OR (MA-1316), PA (68-03671), RI (LAO00065), TX (T104704476), VT (VT-0935), VA (460195), USDA (Permit #525-23-122-91930A1).

Eight Walkup Drive, Westborough, MA 01581-1019
508-898-9220 (Fax) 508-898-9193 800-624-9220 - www.alphalab.com



Project Name: CONVENTUS PRR
Project Number: U86

Lab Number: L2575607
Report Date: 12/11/25

Lab Sample ID	Client ID	Matrix	Sample Location	Collection Date/Time	Receive Date
L2575607-01	MW-7-11252025	WATER	BUFFALO, NY	11/25/25 09:20	11/25/25
L2575607-02	DUP-11252025	WATER	BUFFALO, NY	11/25/25 09:25	11/25/25
L2575607-03	MW-3-11252025	WATER	BUFFALO, NY	11/25/25 10:35	11/25/25
L2575607-04	MW-5-11252025	WATER	BUFFALO, NY	11/25/25 12:20	11/25/25
L2575607-05	MW-1-11252025	WATER	BUFFALO, NY	11/25/25 13:10	11/25/25
L2575607-06	MW-6-11252025	WATER	BUFFALO, NY	11/25/25 13:55	11/25/25
L2575607-07	MW-4-11252025	WATER	BUFFALO, NY	11/25/25 14:55	11/25/25
L2575607-08	TRIP BLANK	WATER	BUFFALO, NY	11/25/25 00:00	11/25/25

Project Name: CONVENTUS PRR
Project Number: U86

Lab Number: L2575607
Report Date: 12/11/25

Case Narrative

The samples were received in accordance with the Chain of Custody and no significant deviations were encountered during the preparation or analysis unless otherwise noted. Sample Receipt, Container Information, and the Chain of Custody are located at the back of the report.

Results contained within this report relate only to the samples submitted under this Pace Lab Number and meet NELAP requirements for all NELAP accredited parameters unless otherwise noted in the following narrative. The data presented in this report is organized by parameter (i.e. VOC, SVOC, etc.). Sample specific Quality Control data (i.e. Surrogate Spike Recovery) is reported at the end of the target analyte list for each individual sample, followed by the Laboratory Batch Quality Control at the end of each parameter. Tentatively Identified Compounds (TICs), if requested, are reported for compounds identified to be present and are not part of the method/program Target Compound List, even if only a subset of the TCL are being reported. If a sample was re-analyzed or re-extracted due to a required quality control corrective action and if both sets of data are reported, the Laboratory ID of the re-analysis or re-extraction is designated with an "R" or "RE", respectively.

When multiple Batch Quality Control elements are reported (e.g. more than one LCS), the associated samples for each element are noted in the grey shaded header line of each data table. Any Laboratory Batch, Sample Specific % recovery or RPD value that is outside the listed Acceptance Criteria is bolded in the report. In reference to questions H (CAM) or 4 (RCP) when "NO" is checked, the performance criteria for CAM and RCP methods allow for some quality control failures to occur and still be within method compliance. In these instances, the specific failure is not narrated but noted in the associated QC Outlier Summary Report, located directly after the Case Narrative. QC information is also incorporated in the Data Usability Assessment table (Format 11) of our Data Merger tool, where it can be reviewed in conjunction with the sample result, associated regulatory criteria and any associated data usability implications.

Soil/sediments and solids are reported on a dry weight basis unless otherwise noted. Tissues are reported "as received" or on a wet weight basis, unless otherwise noted. Definitions of all data qualifiers and acronyms used in this report are provided in the Glossary located at the back of the report.

HOLD POLICY - For samples submitted on hold, Pace's policy is to hold samples (with the exception of Air canisters) free of charge for 21 calendar days from the date the project is completed. After 21 calendar days, we will dispose of all samples submitted including those put on hold unless you have contacted your Pace Project Manager and made arrangements for Pace to continue to hold the samples. Air canisters will be disposed after 3 business days from the date the project is completed.

Please contact Project Management at 800-624-9220 with any questions.

Project Name: CONVENTUS PRR
Project Number: U86

Lab Number: L2575607
Report Date: 12/11/25

Case Narrative (continued)

Report Submission

All non-detect (ND) or estimated concentrations (J-qualified) have been quantitated to the limit noted in the MDL column.

I, the undersigned, attest under the pains and penalties of perjury that, to the best of my knowledge and belief and based upon my personal inquiry of those responsible for providing the information contained in this analytical report, such information is accurate and complete. This certificate of analysis is not complete unless this page accompanies any and all pages of this report.

Authorized Signature:  Tiffani Morrissey

Title: Technical Director/Representative

Date: 12/11/25

ORGANICS

VOLATILES

Project Name: CONVENTUS PRR
Project Number: U86

Lab Number: L2575607
Report Date: 12/11/25

SAMPLE RESULTS

Lab ID: L2575607-01
 Client ID: MW-7-11252025
 Sample Location: BUFFALO, NY

Date Collected: 11/25/25 09:20
 Date Received: 11/25/25
 Field Prep: Not Specified

Sample Depth:

Matrix: Water
 Analytical Method: 1,8260D
 Analytical Date: 12/07/25 14:01
 Analyst: MJV

Parameter	Result	Qualifier	Units	RL	MDL	Dilution Factor
Volatile Organics by GC/MS - Westborough Lab						
Methylene chloride	ND		ug/l	2.5	0.70	1
1,1-Dichloroethane	ND		ug/l	2.5	0.70	1
Chloroform	ND		ug/l	2.5	0.70	1
Carbon tetrachloride	ND		ug/l	0.50	0.13	1
1,2-Dichloropropane	ND		ug/l	1.0	0.14	1
Dibromochloromethane	ND		ug/l	0.50	0.15	1
1,1,2-Trichloroethane	ND		ug/l	1.5	0.50	1
Tetrachloroethene	ND		ug/l	0.50	0.18	1
Chlorobenzene	ND		ug/l	2.5	0.70	1
Trichlorofluoromethane	ND		ug/l	2.5	0.70	1
1,2-Dichloroethane	ND		ug/l	0.50	0.13	1
1,1,1-Trichloroethane	ND		ug/l	2.5	0.70	1
Bromodichloromethane	ND		ug/l	0.50	0.19	1
trans-1,3-Dichloropropene	ND		ug/l	0.50	0.16	1
cis-1,3-Dichloropropene	ND		ug/l	0.50	0.14	1
Bromoform	ND		ug/l	2.0	0.65	1
1,1,2,2-Tetrachloroethane	ND		ug/l	0.50	0.17	1
Benzene	ND		ug/l	0.50	0.16	1
Toluene	ND		ug/l	2.5	0.70	1
Ethylbenzene	ND		ug/l	2.5	0.70	1
Chloromethane	ND		ug/l	2.5	0.70	1
Bromomethane	ND		ug/l	2.5	0.70	1
Vinyl chloride	ND		ug/l	1.0	0.07	1
Chloroethane	ND		ug/l	2.5	0.70	1
1,1-Dichloroethene	ND		ug/l	0.50	0.17	1
trans-1,2-Dichloroethene	ND		ug/l	2.5	0.70	1
Trichloroethene	ND		ug/l	0.50	0.18	1
1,2-Dichlorobenzene	ND		ug/l	2.5	0.70	1

Project Name: CONVENTUS PRR

Lab Number: L2575607

Project Number: U86

Report Date: 12/11/25

SAMPLE RESULTS

Lab ID: L2575607-01

Date Collected: 11/25/25 09:20

Client ID: MW-7-11252025

Date Received: 11/25/25

Sample Location: BUFFALO, NY

Field Prep: Not Specified

Sample Depth:

Parameter	Result	Qualifier	Units	RL	MDL	Dilution Factor
Volatile Organics by GC/MS - Westborough Lab						
1,3-Dichlorobenzene	ND		ug/l	2.5	0.70	1
1,4-Dichlorobenzene	ND		ug/l	2.5	0.70	1
Methyl tert butyl ether	ND		ug/l	2.5	0.17	1
p/m-Xylene	ND		ug/l	2.5	0.70	1
o-Xylene	ND		ug/l	2.5	0.70	1
cis-1,2-Dichloroethene	ND		ug/l	2.5	0.70	1
Styrene	ND		ug/l	2.5	0.70	1
Dichlorodifluoromethane	ND		ug/l	5.0	1.0	1
Acetone	2.3	J	ug/l	5.0	1.5	1
Carbon disulfide	ND		ug/l	5.0	1.0	1
2-Butanone	ND		ug/l	5.0	1.9	1
4-Methyl-2-pentanone	ND		ug/l	5.0	1.0	1
2-Hexanone	ND		ug/l	5.0	1.0	1
1,2-Dibromoethane	ND		ug/l	2.0	0.65	1
n-Butylbenzene	ND		ug/l	2.5	0.70	1
sec-Butylbenzene	ND		ug/l	2.5	0.70	1
tert-Butylbenzene	ND		ug/l	2.5	0.70	1
1,2-Dibromo-3-chloropropane	ND		ug/l	2.5	0.70	1
Isopropylbenzene	ND		ug/l	2.5	0.70	1
p-Isopropyltoluene	ND		ug/l	2.5	0.70	1
Naphthalene	0.74	J	ug/l	2.5	0.70	1
n-Propylbenzene	ND		ug/l	2.5	0.70	1
1,2,4-Trichlorobenzene	ND		ug/l	2.5	0.70	1
1,3,5-Trimethylbenzene	ND		ug/l	2.5	0.70	1
1,2,4-Trimethylbenzene	ND		ug/l	2.5	0.70	1
Methyl Acetate	ND		ug/l	2.0	0.23	1
Cyclohexane	ND		ug/l	10	0.27	1
Freon-113	ND		ug/l	2.5	0.70	1
Methyl cyclohexane	ND		ug/l	10	0.40	1

Surrogate	% Recovery	Qualifier	Acceptance Criteria
1,2-Dichloroethane-d4	104		70-130
Toluene-d8	94		70-130
4-Bromofluorobenzene	100		70-130
Dibromofluoromethane	100		70-130



Project Name: CONVENTUS PRR
Project Number: U86

Lab Number: L2575607
Report Date: 12/11/25

SAMPLE RESULTS

Lab ID: L2575607-02
 Client ID: DUP-11252025
 Sample Location: BUFFALO, NY

Date Collected: 11/25/25 09:25
 Date Received: 11/25/25
 Field Prep: Not Specified

Sample Depth:

Matrix: Water
 Analytical Method: 1,8260D
 Analytical Date: 12/07/25 14:27
 Analyst: MJV

Parameter	Result	Qualifier	Units	RL	MDL	Dilution Factor
Volatile Organics by GC/MS - Westborough Lab						
Methylene chloride	ND		ug/l	2.5	0.70	1
1,1-Dichloroethane	ND		ug/l	2.5	0.70	1
Chloroform	ND		ug/l	2.5	0.70	1
Carbon tetrachloride	ND		ug/l	0.50	0.13	1
1,2-Dichloropropane	ND		ug/l	1.0	0.14	1
Dibromochloromethane	ND		ug/l	0.50	0.15	1
1,1,2-Trichloroethane	ND		ug/l	1.5	0.50	1
Tetrachloroethene	ND		ug/l	0.50	0.18	1
Chlorobenzene	ND		ug/l	2.5	0.70	1
Trichlorofluoromethane	ND		ug/l	2.5	0.70	1
1,2-Dichloroethane	ND		ug/l	0.50	0.13	1
1,1,1-Trichloroethane	ND		ug/l	2.5	0.70	1
Bromodichloromethane	ND		ug/l	0.50	0.19	1
trans-1,3-Dichloropropene	ND		ug/l	0.50	0.16	1
cis-1,3-Dichloropropene	ND		ug/l	0.50	0.14	1
Bromoform	ND		ug/l	2.0	0.65	1
1,1,2,2-Tetrachloroethane	ND		ug/l	0.50	0.17	1
Benzene	ND		ug/l	0.50	0.16	1
Toluene	ND		ug/l	2.5	0.70	1
Ethylbenzene	ND		ug/l	2.5	0.70	1
Chloromethane	ND		ug/l	2.5	0.70	1
Bromomethane	ND		ug/l	2.5	0.70	1
Vinyl chloride	ND		ug/l	1.0	0.07	1
Chloroethane	ND		ug/l	2.5	0.70	1
1,1-Dichloroethene	ND		ug/l	0.50	0.17	1
trans-1,2-Dichloroethene	ND		ug/l	2.5	0.70	1
Trichloroethene	ND		ug/l	0.50	0.18	1
1,2-Dichlorobenzene	ND		ug/l	2.5	0.70	1

Project Name: CONVENTUS PRR
Project Number: U86

Lab Number: L2575607
Report Date: 12/11/25

SAMPLE RESULTS

Lab ID: L2575607-02
 Client ID: DUP-11252025
 Sample Location: BUFFALO, NY

Date Collected: 11/25/25 09:25
 Date Received: 11/25/25
 Field Prep: Not Specified

Sample Depth:

Parameter	Result	Qualifier	Units	RL	MDL	Dilution Factor
Volatile Organics by GC/MS - Westborough Lab						
1,3-Dichlorobenzene	ND		ug/l	2.5	0.70	1
1,4-Dichlorobenzene	ND		ug/l	2.5	0.70	1
Methyl tert butyl ether	ND		ug/l	2.5	0.17	1
p/m-Xylene	ND		ug/l	2.5	0.70	1
o-Xylene	ND		ug/l	2.5	0.70	1
cis-1,2-Dichloroethene	ND		ug/l	2.5	0.70	1
Styrene	ND		ug/l	2.5	0.70	1
Dichlorodifluoromethane	ND		ug/l	5.0	1.0	1
Acetone	1.8	J	ug/l	5.0	1.5	1
Carbon disulfide	ND		ug/l	5.0	1.0	1
2-Butanone	ND		ug/l	5.0	1.9	1
4-Methyl-2-pentanone	ND		ug/l	5.0	1.0	1
2-Hexanone	ND		ug/l	5.0	1.0	1
1,2-Dibromoethane	ND		ug/l	2.0	0.65	1
n-Butylbenzene	ND		ug/l	2.5	0.70	1
sec-Butylbenzene	ND		ug/l	2.5	0.70	1
tert-Butylbenzene	ND		ug/l	2.5	0.70	1
1,2-Dibromo-3-chloropropane	ND		ug/l	2.5	0.70	1
Isopropylbenzene	ND		ug/l	2.5	0.70	1
p-Isopropyltoluene	ND		ug/l	2.5	0.70	1
Naphthalene	ND		ug/l	2.5	0.70	1
n-Propylbenzene	ND		ug/l	2.5	0.70	1
1,2,4-Trichlorobenzene	ND		ug/l	2.5	0.70	1
1,3,5-Trimethylbenzene	ND		ug/l	2.5	0.70	1
1,2,4-Trimethylbenzene	ND		ug/l	2.5	0.70	1
Methyl Acetate	ND		ug/l	2.0	0.23	1
Cyclohexane	ND		ug/l	10	0.27	1
Freon-113	ND		ug/l	2.5	0.70	1
Methyl cyclohexane	ND		ug/l	10	0.40	1

Surrogate	% Recovery	Qualifier	Acceptance Criteria
1,2-Dichloroethane-d4	102		70-130
Toluene-d8	92		70-130
4-Bromofluorobenzene	100		70-130
Dibromofluoromethane	101		70-130



Project Name: CONVENTUS PRR
Project Number: U86

Lab Number: L2575607
Report Date: 12/11/25

SAMPLE RESULTS

Lab ID: L2575607-03 D
 Client ID: MW-3-11252025
 Sample Location: BUFFALO, NY

Date Collected: 11/25/25 10:35
 Date Received: 11/25/25
 Field Prep: Not Specified

Sample Depth:

Matrix: Water
 Analytical Method: 1,8260D
 Analytical Date: 12/07/25 14:54
 Analyst: MJV

Parameter	Result	Qualifier	Units	RL	MDL	Dilution Factor
Volatile Organics by GC/MS - Westborough Lab						
Methylene chloride	ND		ug/l	5.0	1.4	2
1,1-Dichloroethane	ND		ug/l	5.0	1.4	2
Chloroform	ND		ug/l	5.0	1.4	2
Carbon tetrachloride	ND		ug/l	1.0	0.27	2
1,2-Dichloropropane	ND		ug/l	2.0	0.27	2
Dibromochloromethane	ND		ug/l	1.0	0.30	2
1,1,2-Trichloroethane	ND		ug/l	3.0	1.0	2
Tetrachloroethene	ND		ug/l	1.0	0.36	2
Chlorobenzene	ND		ug/l	5.0	1.4	2
Trichlorofluoromethane	ND		ug/l	5.0	1.4	2
1,2-Dichloroethane	ND		ug/l	1.0	0.26	2
1,1,1-Trichloroethane	ND		ug/l	5.0	1.4	2
Bromodichloromethane	ND		ug/l	1.0	0.38	2
trans-1,3-Dichloropropene	ND		ug/l	1.0	0.33	2
cis-1,3-Dichloropropene	ND		ug/l	1.0	0.29	2
Bromoform	ND		ug/l	4.0	1.3	2
1,1,2,2-Tetrachloroethane	ND		ug/l	1.0	0.33	2
Benzene	ND		ug/l	1.0	0.32	2
Toluene	2.5	J	ug/l	5.0	1.4	2
Ethylbenzene	160		ug/l	5.0	1.4	2
Chloromethane	ND		ug/l	5.0	1.4	2
Bromomethane	ND		ug/l	5.0	1.4	2
Vinyl chloride	ND		ug/l	2.0	0.14	2
Chloroethane	ND		ug/l	5.0	1.4	2
1,1-Dichloroethene	ND		ug/l	1.0	0.34	2
trans-1,2-Dichloroethene	ND		ug/l	5.0	1.4	2
Trichloroethene	ND		ug/l	1.0	0.35	2
1,2-Dichlorobenzene	ND		ug/l	5.0	1.4	2

Project Name: CONVENTUS PRR

Lab Number: L2575607

Project Number: U86

Report Date: 12/11/25

SAMPLE RESULTS

Lab ID: L2575607-03 D

Date Collected: 11/25/25 10:35

Client ID: MW-3-11252025

Date Received: 11/25/25

Sample Location: BUFFALO, NY

Field Prep: Not Specified

Sample Depth:

Parameter	Result	Qualifier	Units	RL	MDL	Dilution Factor
Volatile Organics by GC/MS - Westborough Lab						
1,3-Dichlorobenzene	ND		ug/l	5.0	1.4	2
1,4-Dichlorobenzene	ND		ug/l	5.0	1.4	2
Methyl tert butyl ether	ND		ug/l	5.0	0.33	2
p/m-Xylene	240		ug/l	5.0	1.4	2
o-Xylene	6.2		ug/l	5.0	1.4	2
cis-1,2-Dichloroethene	ND		ug/l	5.0	1.4	2
Styrene	ND		ug/l	5.0	1.4	2
Dichlorodifluoromethane	ND		ug/l	10	2.0	2
Acetone	ND		ug/l	10	2.9	2
Carbon disulfide	ND		ug/l	10	2.0	2
2-Butanone	ND		ug/l	10	3.9	2
4-Methyl-2-pentanone	ND		ug/l	10	2.0	2
2-Hexanone	ND		ug/l	10	2.0	2
1,2-Dibromoethane	ND		ug/l	4.0	1.3	2
n-Butylbenzene	1.6	J	ug/l	5.0	1.4	2
sec-Butylbenzene	ND		ug/l	5.0	1.4	2
tert-Butylbenzene	ND		ug/l	5.0	1.4	2
1,2-Dibromo-3-chloropropane	ND		ug/l	5.0	1.4	2
Isopropylbenzene	2.1	J	ug/l	5.0	1.4	2
p-Isopropyltoluene	ND		ug/l	5.0	1.4	2
Naphthalene	77		ug/l	5.0	1.4	2
n-Propylbenzene	10		ug/l	5.0	1.4	2
1,2,4-Trichlorobenzene	ND		ug/l	5.0	1.4	2
1,3,5-Trimethylbenzene	13		ug/l	5.0	1.4	2
1,2,4-Trimethylbenzene	190		ug/l	5.0	1.4	2
Methyl Acetate	ND		ug/l	4.0	0.47	2
Cyclohexane	31		ug/l	20	0.54	2
Freon-113	ND		ug/l	5.0	1.4	2
Methyl cyclohexane	10	J	ug/l	20	0.79	2

Surrogate	% Recovery	Qualifier	Acceptance Criteria
1,2-Dichloroethane-d4	97		70-130
Toluene-d8	96		70-130
4-Bromofluorobenzene	99		70-130
Dibromofluoromethane	95		70-130



Project Name: CONVENTUS PRR
Project Number: U86

Lab Number: L2575607
Report Date: 12/11/25

SAMPLE RESULTS

Lab ID: L2575607-04 D
 Client ID: MW-5-11252025
 Sample Location: BUFFALO, NY

Date Collected: 11/25/25 12:20
 Date Received: 11/25/25
 Field Prep: Not Specified

Sample Depth:

Matrix: Water
 Analytical Method: 1,8260D
 Analytical Date: 12/07/25 15:21
 Analyst: MJV

Parameter	Result	Qualifier	Units	RL	MDL	Dilution Factor
Volatile Organics by GC/MS - Westborough Lab						
Methylene chloride	ND		ug/l	25	7.0	10
1,1-Dichloroethane	ND		ug/l	25	7.0	10
Chloroform	ND		ug/l	25	7.0	10
Carbon tetrachloride	ND		ug/l	5.0	1.3	10
1,2-Dichloropropane	ND		ug/l	10	1.4	10
Dibromochloromethane	ND		ug/l	5.0	1.5	10
1,1,2-Trichloroethane	ND		ug/l	15	5.0	10
Tetrachloroethene	ND		ug/l	5.0	1.8	10
Chlorobenzene	ND		ug/l	25	7.0	10
Trichlorofluoromethane	ND		ug/l	25	7.0	10
1,2-Dichloroethane	ND		ug/l	5.0	1.3	10
1,1,1-Trichloroethane	ND		ug/l	25	7.0	10
Bromodichloromethane	ND		ug/l	5.0	1.9	10
trans-1,3-Dichloropropene	ND		ug/l	5.0	1.6	10
cis-1,3-Dichloropropene	ND		ug/l	5.0	1.4	10
Bromoform	ND		ug/l	20	6.5	10
1,1,2,2-Tetrachloroethane	ND		ug/l	5.0	1.7	10
Benzene	ND		ug/l	5.0	1.6	10
Toluene	18	J	ug/l	25	7.0	10
Ethylbenzene	1300		ug/l	25	7.0	10
Chloromethane	ND		ug/l	25	7.0	10
Bromomethane	ND		ug/l	25	7.0	10
Vinyl chloride	ND		ug/l	10	0.71	10
Chloroethane	ND		ug/l	25	7.0	10
1,1-Dichloroethene	ND		ug/l	5.0	1.7	10
trans-1,2-Dichloroethene	ND		ug/l	25	7.0	10
Trichloroethene	ND		ug/l	5.0	1.8	10
1,2-Dichlorobenzene	ND		ug/l	25	7.0	10



Project Name: CONVENTUS PRR

Lab Number: L2575607

Project Number: U86

Report Date: 12/11/25

SAMPLE RESULTS

Lab ID: L2575607-04 D

Date Collected: 11/25/25 12:20

Client ID: MW-5-11252025

Date Received: 11/25/25

Sample Location: BUFFALO, NY

Field Prep: Not Specified

Sample Depth:

Parameter	Result	Qualifier	Units	RL	MDL	Dilution Factor
Volatile Organics by GC/MS - Westborough Lab						
1,3-Dichlorobenzene	ND		ug/l	25	7.0	10
1,4-Dichlorobenzene	ND		ug/l	25	7.0	10
Methyl tert butyl ether	ND		ug/l	25	1.7	10
p/m-Xylene	2200		ug/l	25	7.0	10
o-Xylene	62		ug/l	25	7.0	10
cis-1,2-Dichloroethene	ND		ug/l	25	7.0	10
Styrene	ND		ug/l	25	7.0	10
Dichlorodifluoromethane	ND		ug/l	50	10.	10
Acetone	46	J	ug/l	50	15.	10
Carbon disulfide	ND		ug/l	50	10.	10
2-Butanone	130		ug/l	50	19.	10
4-Methyl-2-pentanone	ND		ug/l	50	10.	10
2-Hexanone	53		ug/l	50	10.	10
1,2-Dibromoethane	ND		ug/l	20	6.5	10
n-Butylbenzene	ND		ug/l	25	7.0	10
sec-Butylbenzene	ND		ug/l	25	7.0	10
tert-Butylbenzene	ND		ug/l	25	7.0	10
1,2-Dibromo-3-chloropropane	ND		ug/l	25	7.0	10
Isopropylbenzene	16	J	ug/l	25	7.0	10
p-Isopropyltoluene	ND		ug/l	25	7.0	10
Naphthalene	550		ug/l	25	7.0	10
n-Propylbenzene	74		ug/l	25	7.0	10
1,2,4-Trichlorobenzene	ND		ug/l	25	7.0	10
1,3,5-Trimethylbenzene	170		ug/l	25	7.0	10
1,2,4-Trimethylbenzene	1200		ug/l	25	7.0	10
Methyl Acetate	ND		ug/l	20	2.3	10
Cyclohexane	28	J	ug/l	100	2.7	10
Freon-113	ND		ug/l	25	7.0	10
Methyl cyclohexane	6.8	J	ug/l	100	4.0	10

Surrogate	% Recovery	Qualifier	Acceptance Criteria
1,2-Dichloroethane-d4	99		70-130
Toluene-d8	95		70-130
4-Bromofluorobenzene	99		70-130
Dibromofluoromethane	96		70-130



Project Name: CONVENTUS PRR
Project Number: U86

Lab Number: L2575607
Report Date: 12/11/25

SAMPLE RESULTS

Lab ID: L2575607-05
 Client ID: MW-1-11252025
 Sample Location: BUFFALO, NY

Date Collected: 11/25/25 13:10
 Date Received: 11/25/25
 Field Prep: Not Specified

Sample Depth:

Matrix: Water
 Analytical Method: 1,8260D
 Analytical Date: 12/07/25 16:14
 Analyst: MJV

Parameter	Result	Qualifier	Units	RL	MDL	Dilution Factor
Volatile Organics by GC/MS - Westborough Lab						
Methylene chloride	ND		ug/l	2.5	0.70	1
1,1-Dichloroethane	ND		ug/l	2.5	0.70	1
Chloroform	ND		ug/l	2.5	0.70	1
Carbon tetrachloride	ND		ug/l	0.50	0.13	1
1,2-Dichloropropane	ND		ug/l	1.0	0.14	1
Dibromochloromethane	ND		ug/l	0.50	0.15	1
1,1,2-Trichloroethane	ND		ug/l	1.5	0.50	1
Tetrachloroethene	ND		ug/l	0.50	0.18	1
Chlorobenzene	ND		ug/l	2.5	0.70	1
Trichlorofluoromethane	ND		ug/l	2.5	0.70	1
1,2-Dichloroethane	ND		ug/l	0.50	0.13	1
1,1,1-Trichloroethane	ND		ug/l	2.5	0.70	1
Bromodichloromethane	ND		ug/l	0.50	0.19	1
trans-1,3-Dichloropropene	ND		ug/l	0.50	0.16	1
cis-1,3-Dichloropropene	ND		ug/l	0.50	0.14	1
Bromoform	ND		ug/l	2.0	0.65	1
1,1,2,2-Tetrachloroethane	ND		ug/l	0.50	0.17	1
Benzene	ND		ug/l	0.50	0.16	1
Toluene	ND		ug/l	2.5	0.70	1
Ethylbenzene	1.0	J	ug/l	2.5	0.70	1
Chloromethane	ND		ug/l	2.5	0.70	1
Bromomethane	ND		ug/l	2.5	0.70	1
Vinyl chloride	ND		ug/l	1.0	0.07	1
Chloroethane	ND		ug/l	2.5	0.70	1
1,1-Dichloroethene	ND		ug/l	0.50	0.17	1
trans-1,2-Dichloroethene	ND		ug/l	2.5	0.70	1
Trichloroethene	ND		ug/l	0.50	0.18	1
1,2-Dichlorobenzene	ND		ug/l	2.5	0.70	1

Project Name: CONVENTUS PRR

Lab Number: L2575607

Project Number: U86

Report Date: 12/11/25

SAMPLE RESULTS

Lab ID: L2575607-05

Date Collected: 11/25/25 13:10

Client ID: MW-1-11252025

Date Received: 11/25/25

Sample Location: BUFFALO, NY

Field Prep: Not Specified

Sample Depth:

Parameter	Result	Qualifier	Units	RL	MDL	Dilution Factor
Volatile Organics by GC/MS - Westborough Lab						
1,3-Dichlorobenzene	ND		ug/l	2.5	0.70	1
1,4-Dichlorobenzene	ND		ug/l	2.5	0.70	1
Methyl tert butyl ether	ND		ug/l	2.5	0.17	1
p/m-Xylene	1.5	J	ug/l	2.5	0.70	1
o-Xylene	ND		ug/l	2.5	0.70	1
cis-1,2-Dichloroethene	ND		ug/l	2.5	0.70	1
Styrene	ND		ug/l	2.5	0.70	1
Dichlorodifluoromethane	ND		ug/l	5.0	1.0	1
Acetone	6.0		ug/l	5.0	1.5	1
Carbon disulfide	ND		ug/l	5.0	1.0	1
2-Butanone	ND		ug/l	5.0	1.9	1
4-Methyl-2-pentanone	ND		ug/l	5.0	1.0	1
2-Hexanone	ND		ug/l	5.0	1.0	1
1,2-Dibromoethane	ND		ug/l	2.0	0.65	1
n-Butylbenzene	ND		ug/l	2.5	0.70	1
sec-Butylbenzene	ND		ug/l	2.5	0.70	1
tert-Butylbenzene	ND		ug/l	2.5	0.70	1
1,2-Dibromo-3-chloropropane	ND		ug/l	2.5	0.70	1
Isopropylbenzene	ND		ug/l	2.5	0.70	1
p-Isopropyltoluene	ND		ug/l	2.5	0.70	1
Naphthalene	0.84	J	ug/l	2.5	0.70	1
n-Propylbenzene	ND		ug/l	2.5	0.70	1
1,2,4-Trichlorobenzene	ND		ug/l	2.5	0.70	1
1,3,5-Trimethylbenzene	ND		ug/l	2.5	0.70	1
1,2,4-Trimethylbenzene	0.89	J	ug/l	2.5	0.70	1
Methyl Acetate	ND		ug/l	2.0	0.23	1
Cyclohexane	ND		ug/l	10	0.27	1
Freon-113	ND		ug/l	2.5	0.70	1
Methyl cyclohexane	ND		ug/l	10	0.40	1

Surrogate	% Recovery	Qualifier	Acceptance Criteria
1,2-Dichloroethane-d4	104		70-130
Toluene-d8	93		70-130
4-Bromofluorobenzene	100		70-130
Dibromofluoromethane	100		70-130



Project Name: CONVENTUS PRR
Project Number: U86

Lab Number: L2575607
Report Date: 12/11/25

SAMPLE RESULTS

Lab ID: L2575607-06
 Client ID: MW-6-11252025
 Sample Location: BUFFALO, NY

Date Collected: 11/25/25 13:55
 Date Received: 11/25/25
 Field Prep: Not Specified

Sample Depth:

Matrix: Water
 Analytical Method: 1,8260D
 Analytical Date: 12/07/25 16:40
 Analyst: MJV

Parameter	Result	Qualifier	Units	RL	MDL	Dilution Factor
Volatile Organics by GC/MS - Westborough Lab						
Methylene chloride	ND		ug/l	2.5	0.70	1
1,1-Dichloroethane	ND		ug/l	2.5	0.70	1
Chloroform	ND		ug/l	2.5	0.70	1
Carbon tetrachloride	ND		ug/l	0.50	0.13	1
1,2-Dichloropropane	ND		ug/l	1.0	0.14	1
Dibromochloromethane	ND		ug/l	0.50	0.15	1
1,1,2-Trichloroethane	ND		ug/l	1.5	0.50	1
Tetrachloroethene	ND		ug/l	0.50	0.18	1
Chlorobenzene	ND		ug/l	2.5	0.70	1
Trichlorofluoromethane	ND		ug/l	2.5	0.70	1
1,2-Dichloroethane	ND		ug/l	0.50	0.13	1
1,1,1-Trichloroethane	ND		ug/l	2.5	0.70	1
Bromodichloromethane	ND		ug/l	0.50	0.19	1
trans-1,3-Dichloropropene	ND		ug/l	0.50	0.16	1
cis-1,3-Dichloropropene	ND		ug/l	0.50	0.14	1
Bromoform	ND		ug/l	2.0	0.65	1
1,1,2,2-Tetrachloroethane	ND		ug/l	0.50	0.17	1
Benzene	ND		ug/l	0.50	0.16	1
Toluene	ND		ug/l	2.5	0.70	1
Ethylbenzene	0.76	J	ug/l	2.5	0.70	1
Chloromethane	ND		ug/l	2.5	0.70	1
Bromomethane	ND		ug/l	2.5	0.70	1
Vinyl chloride	ND		ug/l	1.0	0.07	1
Chloroethane	ND		ug/l	2.5	0.70	1
1,1-Dichloroethene	ND		ug/l	0.50	0.17	1
trans-1,2-Dichloroethene	ND		ug/l	2.5	0.70	1
Trichloroethene	ND		ug/l	0.50	0.18	1
1,2-Dichlorobenzene	ND		ug/l	2.5	0.70	1

Project Name: CONVENTUS PRR

Lab Number: L2575607

Project Number: U86

Report Date: 12/11/25

SAMPLE RESULTS

Lab ID: L2575607-06

Date Collected: 11/25/25 13:55

Client ID: MW-6-11252025

Date Received: 11/25/25

Sample Location: BUFFALO, NY

Field Prep: Not Specified

Sample Depth:

Parameter	Result	Qualifier	Units	RL	MDL	Dilution Factor
Volatile Organics by GC/MS - Westborough Lab						
1,3-Dichlorobenzene	ND		ug/l	2.5	0.70	1
1,4-Dichlorobenzene	ND		ug/l	2.5	0.70	1
Methyl tert butyl ether	ND		ug/l	2.5	0.17	1
p/m-Xylene	1.1	J	ug/l	2.5	0.70	1
o-Xylene	ND		ug/l	2.5	0.70	1
cis-1,2-Dichloroethene	ND		ug/l	2.5	0.70	1
Styrene	ND		ug/l	2.5	0.70	1
Dichlorodifluoromethane	ND		ug/l	5.0	1.0	1
Acetone	5.4		ug/l	5.0	1.5	1
Carbon disulfide	ND		ug/l	5.0	1.0	1
2-Butanone	ND		ug/l	5.0	1.9	1
4-Methyl-2-pentanone	ND		ug/l	5.0	1.0	1
2-Hexanone	ND		ug/l	5.0	1.0	1
1,2-Dibromoethane	ND		ug/l	2.0	0.65	1
n-Butylbenzene	ND		ug/l	2.5	0.70	1
sec-Butylbenzene	ND		ug/l	2.5	0.70	1
tert-Butylbenzene	ND		ug/l	2.5	0.70	1
1,2-Dibromo-3-chloropropane	ND		ug/l	2.5	0.70	1
Isopropylbenzene	ND		ug/l	2.5	0.70	1
p-Isopropyltoluene	ND		ug/l	2.5	0.70	1
Naphthalene	ND		ug/l	2.5	0.70	1
n-Propylbenzene	ND		ug/l	2.5	0.70	1
1,2,4-Trichlorobenzene	ND		ug/l	2.5	0.70	1
1,3,5-Trimethylbenzene	ND		ug/l	2.5	0.70	1
1,2,4-Trimethylbenzene	ND		ug/l	2.5	0.70	1
Methyl Acetate	ND		ug/l	2.0	0.23	1
Cyclohexane	ND		ug/l	10	0.27	1
Freon-113	ND		ug/l	2.5	0.70	1
Methyl cyclohexane	ND		ug/l	10	0.40	1

Surrogate	% Recovery	Qualifier	Acceptance Criteria
1,2-Dichloroethane-d4	103		70-130
Toluene-d8	93		70-130
4-Bromofluorobenzene	100		70-130
Dibromofluoromethane	101		70-130



Project Name: CONVENTUS PRR
Project Number: U86

Lab Number: L2575607
Report Date: 12/11/25

SAMPLE RESULTS

Lab ID: L2575607-07 D
 Client ID: MW-4-11252025
 Sample Location: BUFFALO, NY

Date Collected: 11/25/25 14:55
 Date Received: 11/25/25
 Field Prep: Not Specified

Sample Depth:

Matrix: Water
 Analytical Method: 1,8260D
 Analytical Date: 12/07/25 15:47
 Analyst: MJV

Parameter	Result	Qualifier	Units	RL	MDL	Dilution Factor
Volatile Organics by GC/MS - Westborough Lab						
Methylene chloride	ND		ug/l	100	28.	40
1,1-Dichloroethane	ND		ug/l	100	28.	40
Chloroform	ND		ug/l	100	28.	40
Carbon tetrachloride	ND		ug/l	20	5.4	40
1,2-Dichloropropane	ND		ug/l	40	5.5	40
Dibromochloromethane	ND		ug/l	20	6.0	40
1,1,2-Trichloroethane	ND		ug/l	60	20.	40
Tetrachloroethene	ND		ug/l	20	7.2	40
Chlorobenzene	ND		ug/l	100	28.	40
Trichlorofluoromethane	ND		ug/l	100	28.	40
1,2-Dichloroethane	ND		ug/l	20	5.3	40
1,1,1-Trichloroethane	ND		ug/l	100	28.	40
Bromodichloromethane	ND		ug/l	20	7.7	40
trans-1,3-Dichloropropene	ND		ug/l	20	6.6	40
cis-1,3-Dichloropropene	ND		ug/l	20	5.8	40
Bromoform	ND		ug/l	80	26.	40
1,1,2,2-Tetrachloroethane	ND		ug/l	20	6.7	40
Benzene	ND		ug/l	20	6.4	40
Toluene	ND		ug/l	100	28.	40
Ethylbenzene	180		ug/l	100	28.	40
Chloromethane	ND		ug/l	100	28.	40
Bromomethane	ND		ug/l	100	28.	40
Vinyl chloride	ND		ug/l	40	2.8	40
Chloroethane	ND		ug/l	100	28.	40
1,1-Dichloroethene	ND		ug/l	20	6.8	40
trans-1,2-Dichloroethene	ND		ug/l	100	28.	40
Trichloroethene	ND		ug/l	20	7.0	40
1,2-Dichlorobenzene	ND		ug/l	100	28.	40

Project Name: CONVENTUS PRR

Lab Number: L2575607

Project Number: U86

Report Date: 12/11/25

SAMPLE RESULTS

Lab ID: L2575607-07 D

Date Collected: 11/25/25 14:55

Client ID: MW-4-11252025

Date Received: 11/25/25

Sample Location: BUFFALO, NY

Field Prep: Not Specified

Sample Depth:

Parameter	Result	Qualifier	Units	RL	MDL	Dilution Factor
Volatile Organics by GC/MS - Westborough Lab						
1,3-Dichlorobenzene	ND		ug/l	100	28.	40
1,4-Dichlorobenzene	ND		ug/l	100	28.	40
Methyl tert butyl ether	ND		ug/l	100	6.6	40
p/m-Xylene	ND		ug/l	100	28.	40
o-Xylene	ND		ug/l	100	28.	40
cis-1,2-Dichloroethene	ND		ug/l	100	28.	40
Styrene	ND		ug/l	100	28.	40
Dichlorodifluoromethane	ND		ug/l	200	40.	40
Acetone	ND		ug/l	200	58.	40
Carbon disulfide	ND		ug/l	200	40.	40
2-Butanone	ND		ug/l	200	78.	40
4-Methyl-2-pentanone	ND		ug/l	200	40.	40
2-Hexanone	ND		ug/l	200	40.	40
1,2-Dibromoethane	ND		ug/l	80	26.	40
n-Butylbenzene	ND		ug/l	100	28.	40
sec-Butylbenzene	ND		ug/l	100	28.	40
tert-Butylbenzene	ND		ug/l	100	28.	40
1,2-Dibromo-3-chloropropane	ND		ug/l	100	28.	40
Isopropylbenzene	ND		ug/l	100	28.	40
p-Isopropyltoluene	ND		ug/l	100	28.	40
Naphthalene	96	J	ug/l	100	28.	40
n-Propylbenzene	37	J	ug/l	100	28.	40
1,2,4-Trichlorobenzene	ND		ug/l	100	28.	40
1,3,5-Trimethylbenzene	ND		ug/l	100	28.	40
1,2,4-Trimethylbenzene	69	J	ug/l	100	28.	40
Methyl Acetate	ND		ug/l	80	9.4	40
Cyclohexane	24	J	ug/l	400	11.	40
Freon-113	ND		ug/l	100	28.	40
Methyl cyclohexane	ND		ug/l	400	16.	40

Surrogate	% Recovery	Qualifier	Acceptance Criteria
1,2-Dichloroethane-d4	101		70-130
Toluene-d8	95		70-130
4-Bromofluorobenzene	99		70-130
Dibromofluoromethane	99		70-130



Project Name: CONVENTUS PRR
Project Number: U86

Lab Number: L2575607
Report Date: 12/11/25

SAMPLE RESULTS

Lab ID: L2575607-08
 Client ID: TRIP BLANK
 Sample Location: BUFFALO, NY

Date Collected: 11/25/25 00:00
 Date Received: 11/25/25
 Field Prep: Not Specified

Sample Depth:

Matrix: Water
 Analytical Method: 1,8260D
 Analytical Date: 12/07/25 17:07
 Analyst: MJV

Parameter	Result	Qualifier	Units	RL	MDL	Dilution Factor
Volatile Organics by GC/MS - Westborough Lab						
Methylene chloride	ND		ug/l	2.5	0.70	1
1,1-Dichloroethane	ND		ug/l	2.5	0.70	1
Chloroform	ND		ug/l	2.5	0.70	1
Carbon tetrachloride	ND		ug/l	0.50	0.13	1
1,2-Dichloropropane	ND		ug/l	1.0	0.14	1
Dibromochloromethane	ND		ug/l	0.50	0.15	1
1,1,2-Trichloroethane	ND		ug/l	1.5	0.50	1
Tetrachloroethene	ND		ug/l	0.50	0.18	1
Chlorobenzene	ND		ug/l	2.5	0.70	1
Trichlorofluoromethane	ND		ug/l	2.5	0.70	1
1,2-Dichloroethane	ND		ug/l	0.50	0.13	1
1,1,1-Trichloroethane	ND		ug/l	2.5	0.70	1
Bromodichloromethane	ND		ug/l	0.50	0.19	1
trans-1,3-Dichloropropene	ND		ug/l	0.50	0.16	1
cis-1,3-Dichloropropene	ND		ug/l	0.50	0.14	1
Bromoform	ND		ug/l	2.0	0.65	1
1,1,2,2-Tetrachloroethane	ND		ug/l	0.50	0.17	1
Benzene	ND		ug/l	0.50	0.16	1
Toluene	ND		ug/l	2.5	0.70	1
Ethylbenzene	ND		ug/l	2.5	0.70	1
Chloromethane	ND		ug/l	2.5	0.70	1
Bromomethane	ND		ug/l	2.5	0.70	1
Vinyl chloride	ND		ug/l	1.0	0.07	1
Chloroethane	ND		ug/l	2.5	0.70	1
1,1-Dichloroethene	ND		ug/l	0.50	0.17	1
trans-1,2-Dichloroethene	ND		ug/l	2.5	0.70	1
Trichloroethene	ND		ug/l	0.50	0.18	1
1,2-Dichlorobenzene	ND		ug/l	2.5	0.70	1

Project Name: CONVENTUS PRR
Project Number: U86

Lab Number: L2575607
Report Date: 12/11/25

SAMPLE RESULTS

Lab ID: L2575607-08
 Client ID: TRIP BLANK
 Sample Location: BUFFALO, NY

Date Collected: 11/25/25 00:00
 Date Received: 11/25/25
 Field Prep: Not Specified

Sample Depth:

Parameter	Result	Qualifier	Units	RL	MDL	Dilution Factor
Volatile Organics by GC/MS - Westborough Lab						
1,3-Dichlorobenzene	ND		ug/l	2.5	0.70	1
1,4-Dichlorobenzene	ND		ug/l	2.5	0.70	1
Methyl tert butyl ether	ND		ug/l	2.5	0.17	1
p/m-Xylene	ND		ug/l	2.5	0.70	1
o-Xylene	ND		ug/l	2.5	0.70	1
cis-1,2-Dichloroethene	ND		ug/l	2.5	0.70	1
Styrene	ND		ug/l	2.5	0.70	1
Dichlorodifluoromethane	ND		ug/l	5.0	1.0	1
Acetone	4.7	J	ug/l	5.0	1.5	1
Carbon disulfide	ND		ug/l	5.0	1.0	1
2-Butanone	ND		ug/l	5.0	1.9	1
4-Methyl-2-pentanone	ND		ug/l	5.0	1.0	1
2-Hexanone	ND		ug/l	5.0	1.0	1
1,2-Dibromoethane	ND		ug/l	2.0	0.65	1
n-Butylbenzene	ND		ug/l	2.5	0.70	1
sec-Butylbenzene	ND		ug/l	2.5	0.70	1
tert-Butylbenzene	ND		ug/l	2.5	0.70	1
1,2-Dibromo-3-chloropropane	ND		ug/l	2.5	0.70	1
Isopropylbenzene	ND		ug/l	2.5	0.70	1
p-Isopropyltoluene	ND		ug/l	2.5	0.70	1
Naphthalene	ND		ug/l	2.5	0.70	1
n-Propylbenzene	ND		ug/l	2.5	0.70	1
1,2,4-Trichlorobenzene	ND		ug/l	2.5	0.70	1
1,3,5-Trimethylbenzene	ND		ug/l	2.5	0.70	1
1,2,4-Trimethylbenzene	ND		ug/l	2.5	0.70	1
Methyl Acetate	ND		ug/l	2.0	0.23	1
Cyclohexane	ND		ug/l	10	0.27	1
Freon-113	ND		ug/l	2.5	0.70	1
Methyl cyclohexane	ND		ug/l	10	0.40	1

Surrogate	% Recovery	Qualifier	Acceptance Criteria
1,2-Dichloroethane-d4	101		70-130
Toluene-d8	93		70-130
4-Bromofluorobenzene	101		70-130
Dibromofluoromethane	99		70-130



Project Name: CONVENTUS PRR
Project Number: U86

Lab Number: L2575607
Report Date: 12/11/25

Method Blank Analysis
Batch Quality Control

Analytical Method: 1,8260D
Analytical Date: 12/07/25 10:28
Analyst: PID

Parameter	Result	Qualifier	Units	RL	MDL
Volatile Organics by GC/MS - Westborough Lab for sample(s): 01-08 Batch: WG2150839-5					
Methylene chloride	ND		ug/l	2.5	0.70
1,1-Dichloroethane	ND		ug/l	2.5	0.70
Chloroform	ND		ug/l	2.5	0.70
Carbon tetrachloride	ND		ug/l	0.50	0.13
1,2-Dichloropropane	ND		ug/l	1.0	0.14
Dibromochloromethane	ND		ug/l	0.50	0.15
1,1,2-Trichloroethane	ND		ug/l	1.5	0.50
Tetrachloroethene	ND		ug/l	0.50	0.18
Chlorobenzene	ND		ug/l	2.5	0.70
Trichlorofluoromethane	ND		ug/l	2.5	0.70
1,2-Dichloroethane	ND		ug/l	0.50	0.13
1,1,1-Trichloroethane	ND		ug/l	2.5	0.70
Bromodichloromethane	ND		ug/l	0.50	0.19
trans-1,3-Dichloropropene	ND		ug/l	0.50	0.16
cis-1,3-Dichloropropene	ND		ug/l	0.50	0.14
Bromoform	ND		ug/l	2.0	0.65
1,1,2,2-Tetrachloroethane	ND		ug/l	0.50	0.17
Benzene	ND		ug/l	0.50	0.16
Toluene	ND		ug/l	2.5	0.70
Ethylbenzene	ND		ug/l	2.5	0.70
Chloromethane	ND		ug/l	2.5	0.70
Bromomethane	ND		ug/l	2.5	0.70
Vinyl chloride	ND		ug/l	1.0	0.07
Chloroethane	ND		ug/l	2.5	0.70

Project Name: CONVENTUS PRR
Project Number: U86

Lab Number: L2575607
Report Date: 12/11/25

Method Blank Analysis
Batch Quality Control

Analytical Method: 1,8260D
Analytical Date: 12/07/25 10:28
Analyst: PID

Parameter	Result	Qualifier	Units	RL	MDL
Volatile Organics by GC/MS - Westborough Lab for sample(s): 01-08 Batch: WG2150839-5					
1,1-Dichloroethene	ND		ug/l	0.50	0.17
trans-1,2-Dichloroethene	ND		ug/l	2.5	0.70
Trichloroethene	ND		ug/l	0.50	0.18
1,2-Dichlorobenzene	ND		ug/l	2.5	0.70
1,3-Dichlorobenzene	ND		ug/l	2.5	0.70
1,4-Dichlorobenzene	ND		ug/l	2.5	0.70
Methyl tert butyl ether	ND		ug/l	2.5	0.17
p/m-Xylene	ND		ug/l	2.5	0.70
o-Xylene	ND		ug/l	2.5	0.70
cis-1,2-Dichloroethene	ND		ug/l	2.5	0.70
Styrene	ND		ug/l	2.5	0.70
Dichlorodifluoromethane	ND		ug/l	5.0	1.0
Acetone	ND		ug/l	5.0	1.5
Carbon disulfide	ND		ug/l	5.0	1.0
2-Butanone	ND		ug/l	5.0	1.9
4-Methyl-2-pentanone	ND		ug/l	5.0	1.0
2-Hexanone	ND		ug/l	5.0	1.0
1,2-Dibromoethane	ND		ug/l	2.0	0.65
n-Butylbenzene	ND		ug/l	2.5	0.70
sec-Butylbenzene	ND		ug/l	2.5	0.70
tert-Butylbenzene	ND		ug/l	2.5	0.70
1,2-Dibromo-3-chloropropane	ND		ug/l	2.5	0.70
Isopropylbenzene	ND		ug/l	2.5	0.70
p-Isopropyltoluene	ND		ug/l	2.5	0.70

Project Name: CONVENTUS PRR
Project Number: U86

Lab Number: L2575607
Report Date: 12/11/25

**Method Blank Analysis
Batch Quality Control**

Analytical Method: 1,8260D
Analytical Date: 12/07/25 10:28
Analyst: PID

Parameter	Result	Qualifier	Units	RL	MDL
Volatile Organics by GC/MS - Westborough Lab for sample(s): 01-08 Batch: WG2150839-5					
Naphthalene	ND		ug/l	2.5	0.70
n-Propylbenzene	ND		ug/l	2.5	0.70
1,2,4-Trichlorobenzene	ND		ug/l	2.5	0.70
1,3,5-Trimethylbenzene	ND		ug/l	2.5	0.70
1,2,4-Trimethylbenzene	ND		ug/l	2.5	0.70
Methyl Acetate	ND		ug/l	2.0	0.23
Cyclohexane	ND		ug/l	10	0.27
Freon-113	ND		ug/l	2.5	0.70
Methyl cyclohexane	ND		ug/l	10	0.40

Surrogate	%Recovery	Qualifier	Acceptance Criteria
1,2-Dichloroethane-d4	102		70-130
Toluene-d8	92		70-130
4-Bromofluorobenzene	101		70-130
Dibromofluoromethane	101		70-130

Lab Control Sample Analysis

Batch Quality Control

Project Name: CONVENTUS PRR

Lab Number: L2575607

Project Number: U86

Report Date: 12/11/25

Parameter	LCS %Recovery	Qual	LCSD %Recovery	Qual	%Recovery Limits	RPD	Qual	RPD Limits
Volatile Organics by GC/MS - Westborough Lab Associated sample(s): 01-08 Batch: WG2150839-3 WG2150839-4								
Methylene chloride	100		93		70-130	7		20
1,1-Dichloroethane	110		97		70-130	13		20
Chloroform	100		97		70-130	3		20
Carbon tetrachloride	110		99		63-132	11		20
1,2-Dichloropropane	100		96		70-130	4		20
Dibromochloromethane	99		91		63-130	8		20
1,1,2-Trichloroethane	100		94		70-130	6		20
Tetrachloroethene	120		100		70-130	18		20
Chlorobenzene	100		94		75-130	6		20
Trichlorofluoromethane	120		100		62-150	18		20
1,2-Dichloroethane	110		100		70-130	10		20
1,1,1-Trichloroethane	110		99		67-130	11		20
Bromodichloromethane	100		94		67-130	6		20
trans-1,3-Dichloropropene	100		94		70-130	6		20
cis-1,3-Dichloropropene	110		96		70-130	14		20
Bromoform	98		89		54-136	10		20
1,1,1,2-Tetrachloroethane	100		93		67-130	7		20
Benzene	110		100		70-130	10		20
Toluene	110		94		70-130	16		20

Lab Control Sample Analysis Batch Quality Control

Project Name: CONVENTUS PRR

Lab Number: L2575607

Project Number: U86

Report Date: 12/11/25

Parameter	LCS %Recovery	Qual	LCS %Recovery	Qual	%Recovery Limits	RPD	Qual	RPD Limits
Volatile Organics by GC/MS - Westborough Lab Associated sample(s): 01-08 Batch: WG2150839-3 WG2150839-4								
Ethylbenzene	110		95		70-130	15		20
Chloromethane	110		100		64-130	10		20
Bromomethane	30	Q	28	Q	39-139	7		20
Vinyl chloride	110		97		55-140	13		20
Chloroethane	86		74		55-138	15		20
1,1-Dichloroethene	110		100		61-145	10		20
trans-1,2-Dichloroethene	110		96		70-130	14		20
Trichloroethene	110		96		70-130	14		20
1,2-Dichlorobenzene	100		94		70-130	6		20
1,3-Dichlorobenzene	110		94		70-130	16		20
1,4-Dichlorobenzene	100		94		70-130	6		20
Methyl tert butyl ether	100		96		63-130	4		20
p/m-Xylene	110		95		70-130	15		20
o-Xylene	110		95		70-130	15		20
cis-1,2-Dichloroethene	110		99		70-130	11		20
Styrene	110		100		70-130	10		20
Dichlorodifluoromethane	120		110		36-147	9		20
Acetone	98		100		58-148	2		20
Carbon disulfide	110		100		51-130	10		20

Lab Control Sample Analysis

Batch Quality Control

Project Name: CONVENTUS PRR

Lab Number: L2575607

Project Number: U86

Report Date: 12/11/25

Parameter	LCS %Recovery	Qual	LCSD %Recovery	Qual	%Recovery Limits	RPD	Qual	RPD Limits
Volatile Organics by GC/MS - Westborough Lab Associated sample(s): 01-08 Batch: WG2150839-3 WG2150839-4								
2-Butanone	110		110		63-138	0		20
4-Methyl-2-pentanone	95		91		59-130	4		20
2-Hexanone	100		96		57-130	4		20
1,2-Dibromoethane	98		91		70-130	7		20
n-Butylbenzene	100		91		53-136	9		20
sec-Butylbenzene	120		100		70-130	18		20
tert-Butylbenzene	110		98		70-130	12		20
1,2-Dibromo-3-chloropropane	90		87		41-144	3		20
Isopropylbenzene	120		100		70-130	18		20
p-Isopropyltoluene	100		91		70-130	9		20
Naphthalene	90		85		70-130	6		20
n-Propylbenzene	110		99		69-130	11		20
1,2,4-Trichlorobenzene	100		93		70-130	7		20
1,3,5-Trimethylbenzene	110		97		64-130	13		20
1,2,4-Trimethylbenzene	110		96		70-130	14		20
Methyl Acetate	110		110		70-130	0		20
Cyclohexane	120		110		70-130	9		20
Freon-113	120		100		70-130	18		20
Methyl cyclohexane	110		97		70-130	13		20

Lab Control Sample Analysis Batch Quality Control

Project Name: CONVENTUS PRR

Lab Number: L2575607

Project Number: U86

Report Date: 12/11/25

Parameter	LCS %Recovery	Qual	LCSD %Recovery	Qual	%Recovery Limits	RPD	Qual	RPD Limits
Volatile Organics by GC/MS - Westborough Lab Associated sample(s): 01-08 Batch: WG2150839-3 WG2150839-4								

Surrogate	LCS %Recovery	Qual	LCSD %Recovery	Qual	Acceptance Criteria
1,2-Dichloroethane-d4	100		101		70-130
Toluene-d8	97		97		70-130
4-Bromofluorobenzene	100		100		70-130
Dibromofluoromethane	96		97		70-130

Project Name: CONVENTUS PRR**Lab Number:** L2575607**Project Number:** U86**Report Date:** 12/11/25**Sample Receipt and Container Information**

Were project specific reporting limits specified?

YES

Cooler Information

Cooler	Custody Seal
A	Absent

Container Information

Container ID	Container Type	Cooler	Initial pH	Final pH	Temp deg C	Pres	Seal	Frozen Date/Time	Analysis(*)
L2575607-01A	Vial HCl preserved	NA	NA			Y	Absent		NYTCL-8260-R2(14)
L2575607-01B	Vial HCl preserved	NA	NA			Y	Absent		NYTCL-8260-R2(14)
L2575607-01C	Vial HCl preserved	NA	NA			Y	Absent		NYTCL-8260-R2(14)
L2575607-02A	Vial HCl preserved	NA	NA			Y	Absent		NYTCL-8260-R2(14)
L2575607-02B	Vial HCl preserved	NA	NA			Y	Absent		NYTCL-8260-R2(14)
L2575607-02C	Vial HCl preserved	NA	NA			Y	Absent		NYTCL-8260-R2(14)
L2575607-03A	Vial HCl preserved	NA	NA			Y	Absent		NYTCL-8260-R2(14)
L2575607-03B	Vial HCl preserved	NA	NA			Y	Absent		NYTCL-8260-R2(14)
L2575607-03C	Vial HCl preserved	NA	NA			Y	Absent		NYTCL-8260-R2(14)
L2575607-04A	Vial HCl preserved	NA	NA			Y	Absent		NYTCL-8260-R2(14)
L2575607-04B	Vial HCl preserved	NA	NA			Y	Absent		NYTCL-8260-R2(14)
L2575607-04C	Vial HCl preserved	NA	NA			Y	Absent		NYTCL-8260-R2(14)
L2575607-05A	Vial HCl preserved	NA	NA			Y	Absent		NYTCL-8260-R2(14)
L2575607-05B	Vial HCl preserved	NA	NA			Y	Absent		NYTCL-8260-R2(14)
L2575607-05C	Vial HCl preserved	NA	NA			Y	Absent		NYTCL-8260-R2(14)
L2575607-06A	Vial HCl preserved	NA	NA			Y	Absent		NYTCL-8260-R2(14)
L2575607-06B	Vial HCl preserved	NA	NA			Y	Absent		NYTCL-8260-R2(14)
L2575607-06C	Vial HCl preserved	NA	NA			Y	Absent		NYTCL-8260-R2(14)
L2575607-07A	Vial HCl preserved	NA	NA			Y	Absent		NYTCL-8260-R2(14)
L2575607-07B	Vial HCl preserved	NA	NA			Y	Absent		NYTCL-8260-R2(14)
L2575607-07C	Vial HCl preserved	NA	NA			Y	Absent		NYTCL-8260-R2(14)
L2575607-08A	Vial HCl preserved	NA	NA			Y	Absent		NYTCL-8260-R2(14)

Project Name: CONVENTUS PRR
Project Number: U86

Lab Number: L2575607
Report Date: 12/11/25

GLOSSARY

Acronyms

DL	- Detection Limit: This value represents the level to which target analyte concentrations are reported as estimated values, when those target analyte concentrations are quantified below the limit of quantitation (LOQ). The DL includes any adjustments from dilutions, concentrations or moisture content, where applicable. (DoD report formats only.)
EDL	- Estimated Detection Limit: This value represents the level to which target analyte concentrations are reported as estimated values, when those target analyte concentrations are quantified below the reporting limit (RL). The EDL includes any adjustments from dilutions, concentrations or moisture content, where applicable. The use of EDLs is specific to the analysis of PAHs using Solid-Phase Microextraction (SPME).
EMPC	- Estimated Maximum Possible Concentration: The concentration that results from the signal present at the retention time of an analyte when the ions meet all of the identification criteria except the ion abundance ratio criteria. An EMPC is a worst-case estimate of the concentration.
EPA	- Environmental Protection Agency.
LCS	- Laboratory Control Sample: A sample matrix, free from the analytes of interest, spiked with verified known amounts of analytes or a material containing known and verified amounts of analytes.
LCSD	- Laboratory Control Sample Duplicate: Refer to LCS.
LFB	- Laboratory Fortified Blank: A sample matrix, free from the analytes of interest, spiked with verified known amounts of analytes or a material containing known and verified amounts of analytes.
LOD	- Limit of Detection: This value represents the level to which a target analyte can reliably be detected for a specific analyte in a specific matrix by a specific method. The LOD includes any adjustments from dilutions, concentrations or moisture content, where applicable. (DoD report formats only.)
LOQ	- Limit of Quantitation: The value at which an instrument can accurately measure an analyte at a specific concentration. The LOQ includes any adjustments from dilutions, concentrations or moisture content, where applicable. (DoD report formats only.) Limit of Quantitation: The value at which an instrument can accurately measure an analyte at a specific concentration. The LOQ includes any adjustments from dilutions, concentrations or moisture content, where applicable. (DoD report formats only.)
MDL	- Method Detection Limit: This value represents the level to which target analyte concentrations are reported as estimated values, when those target analyte concentrations are quantified below the reporting limit (RL). The MDL includes any adjustments from dilutions, concentrations or moisture content, where applicable.
MS	- Matrix Spike Sample: A sample prepared by adding a known mass of target analyte to a specified amount of matrix sample for which an independent estimate of target analyte concentration is available. For Method 332.0, the spike recovery is calculated using the native concentration, including estimated values.
MSD	- Matrix Spike Sample Duplicate: Refer to MS.
NA	- Not Applicable.
NC	- Not Calculated: Term is utilized when one or more of the results utilized in the calculation are non-detect at the parameter's reporting unit.
NDPA/DPA	- N-Nitrosodiphenylamine/Diphenylamine.
NI	- Not Ignitable.
NP	- Non-Plastic: Term is utilized for the analysis of Atterberg Limits in soil.
NR	- No Results: Term is utilized when 'No Target Compounds Requested' is reported for the analysis of Volatile or Semivolatile Organic TIC only requests.
RL	- Reporting Limit: The value at which an instrument can accurately measure an analyte at a specific concentration. The RL includes any adjustments from dilutions, concentrations or moisture content, where applicable.
RPD	- Relative Percent Difference: The results from matrix and/or matrix spike duplicates are primarily designed to assess the precision of analytical results in a given matrix and are expressed as relative percent difference (RPD). Values which are less than five times the reporting limit for any individual parameter are evaluated by utilizing the absolute difference between the values; although the RPD value will be provided in the report.
SRM	- Standard Reference Material: A reference sample of a known or certified value that is of the same or similar matrix as the associated field samples.
STLP	- Semi-dynamic Tank Leaching Procedure per EPA Method 1315.
TEF	- Toxic Equivalency Factors: The values assigned to each dioxin and furan to evaluate their toxicity relative to 2,3,7,8-TCDD.
TEQ	- Toxic Equivalent: The measure of a sample's toxicity derived by multiplying each dioxin and furan by its corresponding TEF and then summing the resulting values.
TIC	- Tentatively Identified Compound: A compound that has been identified to be present and is not part of the target compound list (TCL) for the method and/or program. All TICs are qualitatively identified and reported as estimated concentrations.

Report Format: DU Report with 'J' Qualifiers



Project Name: CONVENTUS PRR
Project Number: U86

Lab Number: L2575607
Report Date: 12/11/25

Footnotes

- 1 - The reference for this analyte should be considered modified since this analyte is absent from the target analyte list of the original method.

Terms

Analytical Method: Both the document from which the method originates and the analytical reference method. (Example: EPA 8260B is shown as 1,8260B.) The codes for the reference method documents are provided in the References section of the Addendum.

Chlordane: The target compound Chlordane (CAS No. 57-74-9) is reported for GC ECD analyses. Per EPA, this compound "refers to a mixture of chlordane isomers, other chlorinated hydrocarbons and numerous other components." (Reference: USEPA Toxicological Review of Chlordane, In Support of Summary Information on the Integrated Risk Information System (IRIS), December 1997.)

Difference: With respect to Total Oxidizable Precursor (TOP) Assay analysis, the difference is defined as the Post-Treatment value minus the Pre-Treatment value.

Final pH: As it pertains to Sample Receipt & Container Information section of the report, Final pH reflects pH of container determined after adjustment at the laboratory, if applicable. If no adjustment required, value reflects Initial pH.

Frozen Date/Time: With respect to Volatile Organics in soil, Frozen Date/Time reflects the date/time at which associated Reagent Water-preserved vials were initially frozen. Note: If frozen date/time is beyond 48 hours from sample collection, value will be reflected in 'bold'.

Gasoline Range Organics (GRO): Gasoline Range Organics (GRO) results include all chromatographic peaks eluting from Methyl tert butyl ether through Naphthalene, with the exception of GRO analysis in support of State of Ohio programs, which includes all chromatographic peaks eluting from Hexane through Dodecane.

Initial pH: As it pertains to Sample Receipt & Container Information section of the report, Initial pH reflects pH of container determined upon receipt, if applicable.

PAH Total: With respect to Alkylated PAH analyses, the 'PAHs, Total' result is defined as the summation of results for all or a subset of the following compounds: Naphthalene, C1-C4 Naphthalenes, 2-Methylnaphthalene, 1-Methylnaphthalene, Biphenyl, Acenaphthylene, Acenaphthene, Fluorene, C1-C3 Fluorenes, Phenanthrene, C1-C4 Phenanthrenes/Anthracenes, Anthracene, Fluoranthene, Pyrene, C1-C4 Fluoranthenes/Pyrenes, Benz(a)anthracene, Chrysene, C1-C4 Chrysenes, Benzo(b)fluoranthene, Benzo(j)+(k)fluoranthene, Benzo(e)pyrene, Benzo(a)pyrene, Perylene, Indeno(1,2,3-cd)pyrene, Dibenz(ah)+(ac)anthracene, Benzo(g,h,i)perylene. If a 'Total' result is requested, the results of its individual components will also be reported.

PFAS Total: With respect to PFAS analyses, the 'PFAS, Total (5)' result is defined as the summation of results for: PFHpA, PFHxS, PFOA, PFNA and PFOS. In addition, the 'PFAS, Total (6)' result is defined as the summation of results for: PFHpA, PFHxS, PFOA, PFNA, PFDA and PFOS. For MassDEP DW compliance analysis only, the 'PFAS, Total (6)' result is defined as the summation of results at or above the RL. Note: If a 'Total' result is requested, the results of its individual components will also be reported.

Total: With respect to Organic analyses, a 'Total' result is defined as the summation of results for individual isomers or Aroclors. If a 'Total' result is requested, the results of its individual components will also be reported. This is applicable to 'Total' results for methods 8260, 8081 and 8082.

Data Qualifiers

- A** - Spectra identified as "Aldol Condensates" are byproducts of the extraction/concentration procedures when acetone is introduced in the process.
- B** - The analyte was detected above the reporting limit in the associated method blank. Flag only applies to associated field samples that have detectable concentrations of the analyte at less than ten times (10x) the concentration found in the blank. For MCP-related projects, flag only applies to associated field samples that have detectable concentrations of the analyte at less than ten times (10x) the concentration found in the blank. For DOD-related projects, flag only applies to associated field samples that have detectable concentrations of the analyte at less than ten times (10x) the concentration found in the blank AND the analyte was detected above one-half the reporting limit (or above the reporting limit for common lab contaminants) in the associated method blank. For NJ-Air-related projects, flag only applies to associated field samples that have detectable concentrations of the analyte above the reporting limit. For NJ-related projects (excluding Air), flag only applies to associated field samples that have detectable concentrations of the analyte, which was detected above the reporting limit in the associated method blank or above five times the reporting limit for common lab contaminants (Phthalates, Acetone, Methylene Chloride, 2-Butanone).
- C** - Co-elution: The target analyte co-elutes with a known lab standard (i.e. surrogate, internal standards, etc.) for co-extracted analyses.
- D** - Concentration of analyte was quantified from diluted analysis. Flag only applies to field samples that have detectable concentrations of the analyte.
- E** - Concentration of analyte exceeds the range of the calibration curve and/or linear range of the instrument.
- F** - The ratio of quantifier ion response to qualifier ion response falls outside of the laboratory criteria. Results are considered to be an estimated maximum concentration.
- G** - The concentration may be biased high due to matrix interferences (i.e. co-elution) with non-target compound(s). The result should be considered estimated.
- H** - The analysis of pH was performed beyond the regulatory-required holding time of 15 minutes from the time of sample collection.
- I** - The lower value for the two columns has been reported due to obvious interference.
- J** - Estimated value. The Target analyte concentration is below the quantitation limit (RL), but above the Method Detection Limit (MDL) or Estimated Detection Limit (EDL) for SPME-related analyses. This represents an estimated concentration for Tentatively Identified Compounds (TICs). For calculated parameters, this represents that one or more values used in the calculation were

Report Format: DU Report with 'J' Qualifiers



Project Name: CONVENTUS PRR
Project Number: U86

Lab Number: L2575607
Report Date: 12/11/25

Data Qualifiers

estimated.

- M** - Reporting Limit (RL) exceeds the MCP CAM Reporting Limit for this analyte.
- ND** - Not detected at the method detection limit (MDL) for the sample, or estimated detection limit (EDL) for SPME-related analyses.
- NJ** - Presumptive evidence of compound. This represents an estimated concentration for Tentatively Identified Compounds (TICs), where the identification is based on a mass spectral library search.
- P** - The RPD between the results for the two columns exceeds the method-specified criteria.
- Q** - The quality control sample exceeds the associated acceptance criteria. For DOD-related projects, LCS and/or Continuing Calibration Standard exceedences are also qualified on all associated sample results. Note: This flag is not applicable for matrix spike recoveries when the sample concentration is greater than 4x the spike added or for batch duplicate RPD when the sample concentrations are less than 5x the RL. (Metals only.)
- R** - Analytical results are from sample re-analysis.
- RE** - Analytical results are from sample re-extraction.
- S** - Analytical results are from modified screening analysis.
- V** - The surrogate associated with this target analyte has a recovery outside the QC acceptance limits. (Applicable to MassDEP DW Compliance samples only.)
- Z** - The batch matrix spike and/or duplicate associated with this target analyte has a recovery/RPD outside the QC acceptance limits. (Applicable to MassDEP DW Compliance samples only.)

Project Name: CONVENTUS PRR
Project Number: U86

Lab Number: L2575607
Report Date: 12/11/25

REFERENCES

- 1 Test Methods for Evaluating Solid Waste: Physical/Chemical Methods. EPA SW-846. Third Edition. Updates I - VI, 2018.

LIMITATION OF LIABILITIES

Pace Analytical Services performs services with reasonable care and diligence normal to the analytical testing laboratory industry. In the event of an error, the sole and exclusive responsibility of Pace Analytical Services shall be to re-perform the work at it's own expense. In no event shall Pace Analytical Services be held liable for any incidental, consequential or special damages, including but not limited to, damages in any way connected with the use of, interpretation of, information or analysis provided by Pace Analytical Services.

We strongly urge our clients to comply with EPA protocol regarding sample volume, preservation, cooling, containers, sampling procedures, holding time and splitting of samples in the field.



Certification Information

The following analytes are not included in our Primary NELAP Scope of Accreditation:

Westborough Facility – 8 Walkup Dr. Westborough, MA 01581

EPA 624.1: m/p-xylene, o-xylene, Naphthalene

EPA 625.1: alpha-Terpineol

EPA 8260D: NPW: 1,2,4,5-Tetramethylbenzene; 4-Ethyltoluene; SCM: Iodomethane (methyl iodide), 1,2,4,5-Tetramethylbenzene; 4-Ethyltoluene.

EPA 8270E: NPW: Dimethylnaphthalene, 1,4-Diphenylhydrazine, alpha-Terpineol, Azobenzene; SCM: Dimethylnaphthalene, 1,4-Diphenylhydrazine.

SM4500: NPW: Amenable Cyanide; SCM: Total Phosphorus, TKN, NO₂, NO₃.

Mansfield Facility – 320 Forbes Blvd. Mansfield, MA 02048

SM 2540D: TSS.

EPA TO-15: Halothane, 2,4,4-Trimethyl-2-pentene, 2,4,4-Trimethyl-1-pentene, Thiophene, 2-Methylthiophene,

3-Methylthiophene, 2-Ethylthiophene, 1,2,3-Trimethylbenzene, Indan, Indene, 1,2,4,5-Tetramethylbenzene, Benzothiophene, 1-Methylnaphthalene.

MADEP-APH.

Nonpotable Water: EPA RSK-175 Dissolved Gases

Biological Tissue Matrix: EPA 3050B

Mansfield Facility – 120 Forbes Blvd. Mansfield, MA 02048

EPA TO-15: Halothane, 2,4,4-Trimethyl-2-pentene, 2,4,4-Trimethyl-1-pentene, Thiophene, 2-Methylthiophene,

3-Methylthiophene, 2-Ethylthiophene, 1,2,3-Trimethylbenzene, Indan, Indene, 1,2,4,5-Tetramethylbenzene, Benzothiophene, 1-Methylnaphthalene.

Nonpotable Water: EPA RSK-175 Dissolved Gases

The following test method is not included in our New Jersey Secondary NELAP Scope of Accreditation:

Mansfield Facility – 320 Forbes Blvd. Mansfield, MA 02048

Determination of Selected Perfluorinated Alkyl Substances by Solid Phase Extraction and Liquid Chromatography/Tandem Mass Spectrometry Isotope Dilution (via Alpha SOP 23528)

The following analytes are included in our Massachusetts DEP Scope of Accreditation

Westborough Facility – 8 Walkup Dr. Westborough, MA 01581

Drinking Water

EPA 300.0: Chloride, Nitrate-N, Fluoride, Sulfate; **EPA 353.2:** Nitrate-N, Nitrite-N; **SM4500NO3-F:** Nitrate-N, Nitrite-N; **SM4500F-C, SM4500CN-CE,**

EPA 180.1, SM2130B, SM4500Cl-D, SM2320B, SM2540C, SM4500H-B, SM4500NO2-B

EPA 524.2: THMs and VOCs; **EPA 504.1:** EDB, DBCP.

Microbiology: SM9215B; SM9223-P/A, SM9223B-Colilert-QT, SM9222D.

Non-Potable Water

SM4500H,B, EPA 120.1, SM2510B, SM2540C, SM2320B, SM4500CL-E, SM4500F-BC, SM4500NH3-BH: Ammonia-N and Kjeldahl-N, **EPA 350.1:** Ammonia-N, **LACHAT 10-107-06-1-B:** Ammonia-N, **EPA 351.1, SM4500NO3-F, EPA 353.2:** Nitrate-N, **SM4500P-E, SM4500P-B, E, SM4500SO4-E, SM5220D, EPA 410.4, SM5210B, SM5310C, SM4500CL-D, SM4500CL-G, EPA 1664, EPA 420.1, SM4500-CN-CE, SM2540D, EPA 300:** Chloride, Sulfate, Nitrate.

EPA 624.1: Volatile Halocarbons & Aromatics,

EPA 608.3: Chlordane, Toxaphene, Aldrin, alpha-BHC, beta-BHC, gamma-BHC, delta-BHC, Dieldrin, DDD, DDE, DDT, Endosulfan I, Endosulfan II, Endosulfan sulfate, Endrin, Endrin Aldehyde, Heptachlor, Heptachlor Epoxide, PCBs

EPA 625.1: SVOC (Acid/Base/Neutral Extractables).

Microbiology: SM9223B-Colilert-QT; Enterolert-QT.

Mansfield Facility – 320 Forbes Blvd. Mansfield, MA 02048

Drinking Water

EPA 200.7: Al, Ba, Cd, Cr, Cu, Fe, Mn, Ni, Na, Ag, Ca, Zn. **EPA 200.8:** Al, Sb, As, Ba, Be, Cd, Cr, Cu, Pb, Mn, Ni, Se, Ag, TL, Zn. **EPA 245.1 Hg.**

EPA 522, EPA 537.1.

Non-Potable Water

EPA 200.7: Al, Sb, As, Be, Cd, Ca, Cr, Co, Cu, Fe, Pb, Mg, Mn, Mo, Ni, K, Se, Ag, Na, Sr, TL, Ti, V, Zn.

EPA 200.8: Al, Sb, As, Be, Cd, Ca, Cr, Cu, Fe, Pb, Mg, Mn, Ni, K, Se, Ag, Na, TL, Zn.

EPA 245.1: Hg. **EPA 245.7:** Hg.

SM2340B

Pace Analytical Services LLC

ID No.:17873

Facility: **Northeast**

Revision 28

Department: **Quality Assurance**

Published Date: 07/25/2025

Title: **Certificate/Approval Program Summary**

Page 2 of 2

Certification IDs:**Westborough Facility – 8 Walkup Dr. Westborough, MA 01581**

CT PH-0826, IL 200077, IN C-MA-03, KY KY98045, ME MA00086, MD 348, MA M-MA086, NH 2064, NJ MA935, NY 11148, NC (DW) 25700, NC (NPW/SCM) 666, OR MA-1316, PA 68-03671, RI LAO00065, TX T104704476, VT VT-0935, VA 460195


Mansfield Facility – 320 Forbes Blvd. Mansfield, MA 02048

MA M-MA00030, CT PH-0825, ANAB/DoD L2474, IL 200081, IN C-MA-04, KY KY98046, LA 85084, ME MA00030, MI 9110, MN 025-999-495, NH 2062, NJ MA015, NY 11627, NC (NPW/SCM) 685, OR MA-0262, PA 68-02089, RI LAO00299, TX T-104704419, VT VT-0015, VA 460194, WA C954

Mansfield Facility – 120 Forbes Blvd. Mansfield, MA 02048

ANAB/DoD L2474, LA 245052, ME MA01156, MN 025-999-498, NH 2249, NJ MA025, NY 12191, OR 4203, TX T104704583, VA 460311, WA C1104.

For a complete listing of analytes and methods, please contact your Project Manager.

 Pace <small>ANALYTICAL SERVICES</small>	NEW YORK CHAIN OF CUSTODY	Service Centers Woodcliff Lake, NJ 07677: 123 Tice Blvd, Suite 101 Albany, NY 12205: 14 Walker Way Tonawanda, NY 14150: 275 Cooper Ave, Suite 105	Page	Date Rec'd in Lab	11/26/25	Pace Job #	L2575607
			2 of 2				
Westborough, MA 01581 8 Walkup Dr. TEL: 508-898-9220 FAX: 508-898-9193	Mansfield, MA 02048 320 Forbes Blvd TEL: 508-822-9300 FAX: 508-822-3288						
Client Information		Project Information		Deliverables		Billing Information	
Client: C+S Engineers		Project Name: Conventus PRR		<input type="checkbox"/> ASP-A <input checked="" type="checkbox"/> ASP-B <input checked="" type="checkbox"/> EQulS (1 File) <input type="checkbox"/> EQulS (4 File) <input type="checkbox"/> Other		<input checked="" type="checkbox"/> Same as Client Info PO #	
Address: 141 Elm Street Buffalo, NY 14203		Project Location: Buffalo, NY		Regulatory Requirement <input checked="" type="checkbox"/> NY TOGS <input type="checkbox"/> NY Part 375 <input checked="" type="checkbox"/> AWQ Standards <input type="checkbox"/> NY CP-51 <input type="checkbox"/> NY Restricted Use <input type="checkbox"/> Other <input type="checkbox"/> NY Unrestricted Use <input type="checkbox"/> NYC Sewer Discharge		Disposal Site Information Please identify below location of applicable disposal facilities. Disposal Facility: <input type="checkbox"/> NJ <input checked="" type="checkbox"/> NY <input type="checkbox"/> Other:	
Phone: (315) 455-2000		Project # U86					
Fax:		Project Manager: Cody Martin					
Email: nbrien@cscos.com		PACE Quote #:					
		Turn-Around Time					
		Standard <input checked="" type="checkbox"/> Due Date:					
		Rush (only if pre approved) <input type="checkbox"/> # of Days:					
These samples have been previously analyzed by Pace <input type="checkbox"/>				ANALYSIS		Sample Filtration	
Other project specific requirements/comments:				NYTCL-8260		<input type="checkbox"/> Done <input type="checkbox"/> Lab to do Preservation <input type="checkbox"/> Lab to do (Please Specify below)	
Please specify Metals or TAL.							
PACE Lab ID (Lab Use Only)	Sample ID	Collection		Sample Matrix	Sampler's Initials		
		Date	Time				
15607-01	MW-7-11252025	11/25/25	9:20	GW	NO	X	
-02	DUP-11252025		9:25	GW	NO	X	
-03	MW-3-11252025		10:35	GW	NO	X	
-04	MW-5-11252025		12:20	GW	NO	X	
-05	MW-1-11252025		1:10	GW	NO	X	
-06	MW-6-11252025		1:55	GW	NO	X	
-07	MW-4-11252025		2:55	GW	NO	X	
-08	Trip Blank	10/22/25				X	
Preservative Code:		Container Code		Westboro: Certification No: MA935		Container Type	
A = None B = HCl C = HNO ₃ D = H ₂ SO ₄ E = NaOH F = MeOH G = NaHSO ₄ H = Na ₂ S ₂ O ₃ K/E = Zn Ac/NaOH O = Other		P = Plastic A = Amber Glass V = Vial G = Glass B = Bacteria Cup C = Cube O = Other E = Encore D = BOD Bottle		Mansfield: Certification No: MA015		V B	
				Relinquished By:		Date/Time	
				Matalie O'Brien		11/25/25 4:35	
				Charles O'Neil		11-25-25 4:38	
				Received By:		Date/Time	
				Charles O'Neil		11-25-25 4:38	
						11/26/25-0330	



Sample Delivery Group Summary

Pace Job Number : L2575607

Received : 25-NOV-2025

Reviewer : Jordan Riley

Account Name : C&S Companies

Project Number : U86

Project Name : CONVENTUS PRR

Delivery Information

Samples Delivered By : Pace Courier

Chain of Custody : Present

Cooler Information

Cooler	Seal/Seal#	Preservation	Temperature(°C)	Additional Information
A	Absent/	Ice	4.2	

Condition Information

- | | |
|--|------------|
| 1) All samples on COC received? | YES |
| 2) Extra samples received? | NO |
| 3) Are there any sample container discrepancies? | NO |
| 4) Are there any discrepancies between COC & sample labels? | NO |
| 5) Are samples in appropriate containers for requested analysis? | YES |
| 6) Are samples properly preserved for requested analysis?
Following containers were received with headspace: -02B, -03B | NO |
| 7) Are samples within holding time for requested analysis? | YES |
| 8) All sampling equipment returned? | NA |

Volatile Organics/VPH

- | | |
|--|-----------|
| 1) Reagent Water Vials Frozen by Client? | NO |
|--|-----------|

APPENDIX C

FIELD DATA FORMS

Groundwater Equipment Calibration Log



Site Name: Conventus
Site Address: 1001 Main Street, Buffalo, New York
C&S Staff: Natalie O'Brien
C&S Project #: U86
Instrument Model: Horiba U-5000G
Serial Number: HE8RDNVN

Date	Standard	11/25/2025	4/25/2025			
Time		8:20				
pH (Std. Units)	4.01	3.92				
Turbidity (NTU)	0	0				
D.O. (mg/L)	8.92	8.21				
Temperature (°C)	25	22				

If calibration adjustments are needed:

Parameter	Units	Adjustment Made	Post-Calibration Value

Comments:



C&S Engineers, Inc.
 499 Col Eileen Collins Blvd
 Syracuse, NY 13212
 Phone: 315-455-2000
 Fax: 315-455-9667
 www.cscos.com

Well Sampling Field Data Sheet

Well Casing Unit Volume

(gal/l.f.)

1 1/4" = 0.08 2" = 0.17 3" = 0.38
 4" = 0.66 6" = 1.5 8" = 2.6

Client Name: _____
Site Name: Conventus
Project No.: U86
Field Staff: NFO

WELL DATA

Date	4/25/2025	
Time	10:20	
Water meter utilized and date last calibrated		
Well Number	MW-1	
PID Reading (ppm)	0.1	
Diameter (inches)	2.0	
Total Sounded Depth (feet)	15.00	
Static Water Level (feet)	9.13	
H ₂ O Column (feet)	5.87	
Pump Intake (feet)		
Well Volume (gallons)		
Amount to Evacuate (gallons)		
Amount Evacuated (gallons)		

SAMPLE DATA

Sample Date	4/25/2025	
Sample Time	11:20	
Sampler Initials	NFO	
Sample I.D.	BCPMW-1	
Dupe Collected?	<input type="checkbox"/> Yes <input type="checkbox"/> No	ID:
MS Collected?	<input type="checkbox"/> Yes <input type="checkbox"/> No	ID:
MSD Collected?	<input type="checkbox"/> Yes <input type="checkbox"/> No	ID:
Trip Blank Collected?	<input type="checkbox"/> Yes <input type="checkbox"/> No	ID:
EQ Blank Collected?	<input type="checkbox"/> Yes <input type="checkbox"/> No	ID:
Comments		

FIELD READINGS

Date	Stabilization Criteria	4/25/2025	4/25/2025	4/25/2025	4/25/2025	4/25/2025	4/25/2025	4/25/2025	4/25/2025
Time		10:25	10:30	10:35	10:40	10:45	10:50	10:55	11:00
Volume Extracted	gallons	0	0.25	0.5	0.75	1	1.25	1.5	1.75
Static Water Level (feet)	NA	9.13	9.17	9.2	9.2	9.2	9.2	9.18	9.19
pH (Std. Units)	+/-0.1	8.23	7.64	7.46	7.36	7.31	7.27	7.26	7.26
Conductivity (mS/cm)	3%	6.64	7.31	7.46	7.51	7.54	7.57	7.61	7.63
Turbidity (NTU)	10%	0.79	0.24	0.23	0.04	0.43	0	0	0
D.O. (mg/L)	10%	2.84	1.57	1.36	1.28	1.24	1.29	1.34	1.36
Temperature (°C) (°F)	3%	13.49	12.66	12.16	11.94	11.83	11.79	11.73	11.73
ORP ³ (mV)	+/-10 mv	114	126	127	126	122	113	102	91
Appearance		C	C	C	C	C	C	C	C
Free Product (Yes/No)		No	No	No	No	No	No	No	No
Odor									

Date	Stabilization Criteria	4/25/2025	4/25/2025	4/25/2025	4/25/2025	4/25/2025			
Time		11:05	11:10	11:15	11:20				
Volume Extracted	gallons	2	2.25	2.5	2.75				
Static Water Level (feet)	NA	9.2	9.2	9.2	9.2				
pH (Std. Units)	+/-0.1	7.26	7.26	7.26	7.26				
Conductivity (mS/cm)	3%	7.66	7.68	7.7	7.7				
Turbidity (NTU)	10%	0	0	0	0				
D.O. (mg/L)	10%	1.35	1.35	1.32	1.3				
Temperature (°C) (°F)	3%	11.69	11.69	11.67	11.68				
ORP ³ (mV)	+/-10 mv	78	67	63	58				
Appearance		C	C	C	C				
Free Product (Yes/No)		No	No	No	No				
Odor									

C = Clear T = Turbid ST = Semi Turbid VT = Very Turbid

Comments: The total depth to groundwater from the ground surface of the underground parking garage was 9.13 ft. The depth to groundwater from the benchmark (ground surface on Main Street above the underground parking garage) was 33.12 ft.



C&S Engineers, Inc.
 499 Col Eileen Collins Blvd
 Syracuse, NY 13212
 Phone: 315-455-2000
 Fax: 315-455-9667
 www.cscos.com

Well Sampling Field Data Sheet

Well Casing Unit Volume		
(gal/l.f.)		
1¼" = 0.08	2" = 0.17	3" = 0.38
4" = 0.66	6" = 1.5	8" = 2.6

Client Name: _____
 Site Name: Conventus
 Project No.: U86
 Field Staff: NFO

WELL DATA

Date	4/25/2025
Time	2:35
Water meter utilized and date last calibrated	
Well Number	MW-3
PID Reading (ppm)	0.5
Diameter (inches)	8.0
Total Sounded Depth (feet)	15'
Static Water Level (feet)	7.68
H ₂ O Column (feet)	
Pump Intake (feet)	
Well Volume (gallons)	
Amount to Evacuate (gallons)	
Amount Evacuated (gallons)	

SAMPLE DATA

Sample Date	4/25/2025
Sample Time	3:10
Sampler Initials	NFO
Sample I.D.	BCPMW-3
Dupe Collected?	<input type="checkbox"/> Yes <input type="checkbox"/> No ID:
MS Collected?	<input type="checkbox"/> Yes <input type="checkbox"/> No ID:
MSD Collected?	<input type="checkbox"/> Yes <input type="checkbox"/> No ID:
Trip Blank Collected?	<input type="checkbox"/> Yes <input type="checkbox"/> No ID:
EQ Blank Collected?	<input type="checkbox"/> Yes <input type="checkbox"/> No ID:
Comments	

FIELD READINGS

Date	Stabilization Criteria	4/25/2025						
Time		2:40	2:45	2:50	2:55	3:00	3:05	3:10
Volume Extracted	gallons	0.25	0.5	0.75	1	1.25	1.5	1.75
Static Water Level (feet)	NA	7.68						
pH (Std. Units)	+/-0.1	8.12	8.08	8.08	8.09	8.11	8.11	8.12
Conductivity (mS/cm)	3%	5.46	5.54	5.49	5.44	5.35	5.33	5.32
Turbidity (NTU)	10%	26	24.1	22.3	20.3	16.3	14.2	13.4
D.O. (mg/L)	10%	2.6	1.14	1.3	1.65	2.17	2.32	2.34
Temperature (°C) (°F)	3%	13.92	13.91	13.83	13.76	13.69	13.68	13.69
ORP ³ (mV)	+/-10 mv	-103	-147	-164	-155	-143	-137	-134
Appearance		ST	ST	ST	C	C	C	C
Free Product (Yes/No)		No	No	No	No	No	No	No
Odor								

Date								
Time								
Volume Extracted	gallons							
Static Water Level (feet)	NA							
pH (Std. Units)	+/-0.1							
Conductivity (mS/cm)	3%							
Turbidity (NTU)	10%							
D.O. (mg/L)	10%							
Temperature (°C) (°F)	3%							
ORP ³ (mV)	+/-10 mv							
Appearance								
Free Product (Yes/No)								
Odor								

C = Clear T = Turbid ST = Semi Turbid VT = Very Turbid

Comments: The total depth to groundwater from the ground surface of the underground parking garage was 7.68 ft. The depth to groundwater from the benchmark (ground surface on Main Street above the underground parking garage) was 32.08 ft.



C&S Engineers, Inc.
 499 Col Eileen Collins Blvd
 Syracuse, NY 13212
 Phone: 315-455-2000
 Fax: 315-455-9667
 www.cscos.com

Well Sampling Field Data Sheet

Well Casing Unit Volume		
(gal/l.f.)		
1¼" = 0.08	2" = 0.17	3" = 0.38
4" = 0.66	6" = 1.5	8" = 2.6

Client Name: _____
 Site Name: Conventus
 Project No.: U86
 Field Staff: NFO

WELL DATA

Date	4/25/2025
Time	3:20
Water meter utilized and date last calibrated	
Well Number	MW-4
PID Reading (ppm)	0.2
Diameter (inches)	8.0
Total Sounded Depth (feet)	15'
Static Water Level (feet)	
H ₂ O Column (feet)	
Pump Intake (feet)	
Well Volume (gallons)	
Amount to Evacuate (gallons)	
Amount Evacuated (gallons)	

SAMPLE DATA

Sample Date	4/25/2025
Sample Time	4:00
Sampler Initials	NFO
Sample I.D.	BCPMW-4
Dupe Collected?	<input type="checkbox"/> Yes <input type="checkbox"/> No ID:
MS Collected?	<input type="checkbox"/> Yes <input type="checkbox"/> No ID:
MSD Collected?	<input type="checkbox"/> Yes <input type="checkbox"/> No ID:
Trip Blank Collected?	<input type="checkbox"/> Yes <input type="checkbox"/> No ID:
EQ Blank Collected?	<input type="checkbox"/> Yes <input type="checkbox"/> No ID:
Comments	

FIELD READINGS

Date	Stabilization Criteria	4/25/2025							
		3:25	3:30	3:35	3:40	3:45	3:50	3:55	4:00
Volume Extracted	gallons	0.25	0.5	0.75	1	1.25	1.5	1.75	2
Static Water Level (feet)	NA								
pH (Std. Units)	+/-0.1	7.82	7.8	7.77	7.78	7.9	8	8.07	8.09
Conductivity (mS/cm)	3%	4.45	4.46	4.47	4.47	4.44	4.43	4.43	4.43
Turbidity (NTU)	10%	15.2	13.2	12.7	12.7	10.1	7.73	7.3	7.63
D.O. (mg/L)	10%	1.46	1.23	0.94	0.86	0.8	0.77	0.75	0.74
Temperature (°C) (°F)	3%	13.43	13.34	13.19	13.15	13.02	13	12.99	12.98
ORP ³ (mV)	+/-10 mv	-181	-187	-207	-217	-241	-252	-258	-261
Appearance		C	C	C	C	C	C	C	C
Free Product (Yes/No)		No	No	No	No	No	No	No	No
Odor									

Date	Stabilization Criteria								
Time	Criteria								
Volume Extracted	gallons								
Static Water Level (feet)	NA								
pH (Std. Units)	+/-0.1								
Conductivity (mS/cm)	3%								
Turbidity (NTU)	10%								
D.O. (mg/L)	10%								
Temperature (°C) (°F)	3%								
ORP ³ (mV)	+/-10 mv								
Appearance									
Free Product (Yes/No)									
Odor									

C = Clear T = Turbid ST = Semi Turbid VT = Very Turbid

Comments



C&S Engineers, Inc.
 499 Col Eileen Collins Blvd
 Syracuse, NY 13212
 Phone: 315-455-2000
 Fax: 315-455-9667
 www.cscos.com

Well Sampling Field Data Sheet

Well Casing Unit Volume		
(gal/l.f.)		
1¼" = 0.08	2" = 0.17	3" = 0.38
4" = 0.66	6" = 1.5	8" = 2.6

Client Name: _____
 Site Name: Conventus
 Project No.: U86
 Field Staff: NFO

WELL DATA

Date	4/25/2025	
Time	1:45	
Water meter utilized and date last calibrated		
Well Number	MW-5	
PID Reading (ppm)	0.4	
Diameter (inches)	2.0	
Total Sounded Depth (feet)	15'	
Static Water Level (feet)		
H ₂ O Column (feet)		
Pump Intake (feet)		
Well Volume (gallons)		
Amount to Evacuate (gallons)		
Amount Evacuated (gallons)		

SAMPLE DATA

Sample Date	4/25/2025
Sample Time	2:05
Sampler Initials	NFO
Sample I.D.	BCPMW-5
Dupe Collected?	<input type="checkbox"/> Yes <input type="checkbox"/> No ID:
MS Collected?	<input type="checkbox"/> Yes <input type="checkbox"/> No ID:
MSD Collected?	<input type="checkbox"/> Yes <input type="checkbox"/> No ID:
Trip Blank Collected?	<input type="checkbox"/> Yes <input type="checkbox"/> No ID:
EQ Blank Collected?	<input type="checkbox"/> Yes <input type="checkbox"/> No ID:
Comments	

FIELD READINGS

Date	Stabilization Criteria	4/25/2025							
Time		1:50	1:55	2:00	2:05				
Volume Extracted	gallons	0.25	0.5	0.75	1				
Static Water Level (feet)	NA								
pH (Std. Units)	+/-0.1	7.26	7.26	7.27	7.27				
Conductivity (mS/cm)	3%	0.009	0.009	0.009	0.009				
Turbidity (NTU)	10%	3.08	2.76	2.74	2.78				
D.O. (mg/L)	10%	11.89	11.75	11.68	11.58				
Temperature (°C) (°F)	3%	13.87	13.89	13.89	13.95				
ORP ³ (mV)	+/-10 mv	-119	-115	-112	-109				
Appearance		ST	ST	ST	ST				
Free Product (Yes/No)		No	No	No	No				
Odor		P	P	P	P				

Date									
Time	Stabilization Criteria								
Volume Extracted	gallons								
Static Water Level (feet)	NA								
pH (Std. Units)	+/-0.1								
Conductivity (mS/cm)	3%								
Turbidity (NTU)	10%								
D.O. (mg/L)	10%								
Temperature (°C) (°F)	3%								
ORP ³ (mV)	+/-10 mv								
Appearance									
Free Product (Yes/No)									
Odor									

C = Clear T = Turbid ST = Semi Turbid VT = Very Turbid

Comments



C&S Engineers, Inc.
 499 Col Eileen Collins Blvd
 Syracuse, NY 13212
 Phone: 315-455-2000
 Fax: 315-455-9667
 www.cscos.com

Well Sampling Field Data Sheet

Well Casing Unit Volume

(gal/l.f.)

1 1/4" = 0.08 2" = 0.17 3" = 0.38
 4" = 0.66 6" = 1.5 8" = 2.6

Client Name: _____
Site Name: Conventus
Project No.: U86
Field Staff: NFO

WELL DATA

Date	4/25/2025	
Time	9:10	
Water meter utilized and date last calibrated		
Well Number	MW-6	
PID Reading (ppm)	0.2	
Diameter (inches)	8.0	
Total Sounded Depth (feet)	15.00	
Static Water Level (feet)	9.20	
H ₂ O Column (feet)	5.80	
Pump Intake (feet)		
Well Volume (gallons)		
Amount to Evacuate (gallons)		
Amount Evacuated (gallons)		

SAMPLE DATA

Sample Date	4/25/2025
Sample Time	9:50
Sampler Initials	NFO
Sample I.D.	BCPMW-6
Dupe Collected?	<input checked="" type="checkbox"/> Yes <input type="checkbox"/> No ID: DUP
MS Collected?	<input type="checkbox"/> Yes <input type="checkbox"/> No ID:
MSD Collected?	<input type="checkbox"/> Yes <input type="checkbox"/> No ID:
Trip Blank Collected?	<input type="checkbox"/> Yes <input type="checkbox"/> No ID:
EQ Blank Collected?	<input type="checkbox"/> Yes <input type="checkbox"/> No ID:
Comments	

FIELD READINGS

Date	Stabilization Criteria	4/25/2025							
Time		9:15	9:20	9:25	9:30	9:35	9:40	9:45	9:50
Volume Extracted	gallons	0.25	0.5	0.75	1	1.25	1.5	1.75	2
Static Water Level (feet)	NA	9.2	9.35	9.42	9.52	9.63	9.75	9.84	9.92
pH (Std. Units)	+/-0.1	8	8.53	8.65	8.65	8.65	8.66	8.67	8.67
Conductivity (mS/cm)	3%	7.29	7.39	7.6	7.68	7.74	7.77	7.79	7.79
Turbidity (NTU)	10%	15.6	7.95	3.31	2.98	2.55	2.2	2.09	2.04
D.O. (mg/L)	10%	10.55	9.18	8.82	8.83	8.84	8.74	8.76	8.72
Temperature (°C) (°F)	3%	17.22	16.18	14.61	14.13	13.81	13.61	13.52	13.47
ORP ³ (mV)	+/-10 mv	41	41	51	58	65	69	72	74
Appearance		C	C	C	C	C	C	C	C
Free Product (Yes/No)		No	No	No	No	No	No	No	No
Odor									

Date	Stabilization Criteria								
Time									
Volume Extracted	gallons								
Static Water Level (feet)	NA								
pH (Std. Units)	+/-0.1								
Conductivity (mS/cm)	3%								
Turbidity (NTU)	10%								
D.O. (mg/L)	10%								
Temperature (°C) (°F)	3%								
ORP ³ (mV)	+/-10 mv								
Appearance									
Free Product (Yes/No)									
Odor									

C = Clear T = Turbid ST = Semi Turbid VT = Very Turbid

Comments: The total depth to groundwater from the ground surface of the underground parking garage was 9.2 ft. The depth to groundwater from the benchmark (ground surface on Main Street above the underground parking garage) was 33.36 ft.



C&S Engineers, Inc.
 499 Col Eileen Collins Blvd
 Syracuse, NY 13212
 Phone: 315-455-2000
 Fax: 315-455-9667
 www.cscos.com

Well Sampling Field Data Sheet

Well Casing Unit Volume

(gal/l.f.)

1 1/4" = 0.08 2" = 0.17 3" = 0.38
 4" = 0.66 6" = 1.5 8" = 2.6

Client Name: _____
Site Name: Conventus
Project No.: U86
Field Staff: NFO

WELL DATA

Date	4/25/2025	
Time	11:50	
Water meter utilized and date last calibrated		
Well Number	MW-7	
PID Reading (ppm)	0.4	
Diameter (inches)	2.0	
Total Sounded Depth (feet)	15.00	
Static Water Level (feet)	11.79	
H ₂ O Column (feet)	3.21	
Pump Intake (feet)		
Well Volume (gallons)		
Amount to Evacuate (gallons)		
Amount Evacuated (gallons)		

SAMPLE DATA

Sample Date	4/25/2025
Sample Time	1:00
Sampler Initials	NFO
Sample I.D.	BCPMW-7
Dupe Collected?	<input type="checkbox"/> Yes <input type="checkbox"/> No ID:
MS Collected?	<input type="checkbox"/> Yes <input type="checkbox"/> No ID:
MSD Collected?	<input type="checkbox"/> Yes <input type="checkbox"/> No ID:
Trip Blank Collected?	<input type="checkbox"/> Yes <input type="checkbox"/> No ID:
EQ Blank Collected?	<input type="checkbox"/> Yes <input type="checkbox"/> No ID:
Comments	

FIELD READINGS

Date	Stabilization Criteria	4/25/2025							
Time		11:55	12:00	12:05	12:10	12:15	12:20	12:25	12:30
Volume Extracted	gallons	0.25	0.5	0.75	1	1.25	1.5	1.75	2
Static Water Level (feet)	NA	11.79	11.9	11.96	11.98	12	12.02	12.05	12.1
pH (Std. Units)	+/-0.1	7.64	7.56	7.46	7.39	7.33	7.3	7.27	7.25
Conductivity (mS/cm)	3%	4.5	4.54	4.9	5.26	5.54	5.66	5.79	5.98
Turbidity (NTU)	10%	224	178	612	905	629	389	242	445
D.O. (mg/L)	10%	8.14	4.78	3.5	2.68	2.02	1.81	1.67	1.49
Temperature (°C) (°F)	3%	12.94	12.9	12.85	12.78	12.69	12.68	12.79	12.6
ORP ³ (mV)	+/-10 mv	110	111	113	116	118	118	118	119
Appearance		T	T	T	T	T	T	T	T
Free Product (Yes/No)		No	No	No	No	No	No	No	No
Odor									

Date	Stabilization Criteria								
Time		12:35	12:40	12:45	12:50	12:55	1:00		
Volume Extracted	gallons	2.25	2.5	2.75	3	3.25	3.5		
Static Water Level (feet)	NA	12	11.83	11.77	11.75	11.7			
pH (Std. Units)	+/-0.1	7.22	7.2	7.2	7.2	7.2	7.21		
Conductivity (mS/cm)	3%	5.99	6	6.05	6.15	6.23	6.29		
Turbidity (NTU)	10%	230	89.5	52.1	47.1	33.9	24.4		
D.O. (mg/L)	10%	1.42	1.99	1.98	1.89	1.85	1.87		
Temperature (°C) (°F)	3%	12.78	12.93	12.99	13.04	13.05	13.07		
ORP ³ (mV)	+/-10 mv	118	119	119	119	118	118		
Appearance		T	T	T	T	T	T		
Free Product (Yes/No)		No	No	No	No	No	No		
Odor									

C = Clear T = Turbid ST = Semi Turbid VT = Very Turbid

Comments: The total depth to groundwater from the ground surface of the underground parking garage was 11.79 ft. The depth to groundwater from the benchmark (ground surface on Main Street above the underground parking garage) was 36.27 ft.



C&S Engineers, Inc.
 141 Elm Street, Suite 100
 Buffalo, NY 14203
 Phone: 716-847-1630
 Fax: 716-847-1454
 www.cscos.com

WELL SAMPLING FIELD DATA SHEET

Well Casing Unit Volume

(gal/l.f.)

1 1/4" = 0.08 2" = 0.17 3" = 0.38
 4" = 0.66 6" = 1.5 8" = 2.6

Client Name: Kaleida Health / Seavest Core Buffalo Conventus, LLC
Site Name: Conventus
Project No.: U86
Field Staff: NO

WELL DATA

Date	11/25/2025
Time	Start 12:50
Water meter ID	
Well Number	MW-1
PID Reading (ppm)	0.1
Diameter (inches)	2.0
Total Sounded Depth (feet)	15.00
Static Water Level (feet)	9.11
H ₂ O Column (feet)	5.89
Pump Intake (feet)	
Well Volume (gal)	0.96
Amount to Evacuate (gal)	
Amount Evacuated (gal)	

SAMPLE DATA

Sample Date	11/25/2025	
Sample Time	1:10	
Sampler Initials	NO	
Sample I.D.	MW-1-11252025	
Dupe Collected?	<input type="checkbox"/>	ID:
MS Collected?	<input type="checkbox"/>	ID:
MSD Collected?	<input type="checkbox"/>	ID:
Trip Blank Collected?	<input checked="" type="checkbox"/>	ID: Trip Blank
EQ Blank Collected?	<input type="checkbox"/>	ID:
Comments		

FIELD READINGS

Date	Stabilization	11/25/2025	11/25/2025	11/25/2025	11/25/2025	11/25/2025	11/25/2025	11/25/2025	11/25/2025
Time	Criteria	12:55	1:00	1:05	1:10				
Volume Extracted	gallons	0.25	0.5	0.75	1				
Flow Rate	mL/min								
Static Water Level (feet)	NA	9.12	9.12	9.12	9.12				
pH (Std. Units)	+/-0.1	7.19	7.09	7.05	7.01				
Conductivity (mS/cm)	3%	7.2	7.37	7.43	7.46				
Turbidity (NTU)	10%	0	0	0	0				
D.O. (mg/L)	10%	0.46	0.5	0.51	0.52				
Temperature (°C) (°F)	3%	14.66	14.49	14.35	14.25				
ORP ³ (mV)	+/- 10 mv	-58	-66	-69	-69				
Appearance		C	C	C	C				
Color		Clear	Clear	Clear	Clear				
Free Product (Yes/No)		No	No	No	No				
Odor		No	No	No	No				

Date	Stabilization								
Time	Criteria								
Volume Extracted	gallons								
Flow Rate	mL/min								
Static Water Level (feet)	NA								
pH (Std. Units)	+/-0.1								
Conductivity (mS/cm)	3%								
Turbidity (NTU)	10%								
D.O. (mg/L)	10%								
Temperature (°C) (°F)	3%								
ORP ³ (mV)	+/- 10 mv								
Appearance									
Color									
Free Product (Yes/No)									
Odor									

C = Clear ST = Slightly Turbid T = Turbid VT = Very Turbid

Comments: Horiba was calibrated on 11/25/2025 at 8:20 am prior to sampling. The total depth to groundwater from the ground surface of the underground parking garage was 9.11 ft. The depth to groundwater from the benchmark (ground surface on Main Street above the underground parking garage) was 33.1 ft.

Light yellow shading indicates the static water level is 0.3 feet or lower from initial level

Light green shading indicates that stabilization criteria have been achieved across three consecutive readings

Red shading indicates that the flow rate is higher than 500 mL/min, above the threshold for "low-flow" sampling.



C&S Engineers, Inc.
 141 Elm Street, Suite 100
 Buffalo, NY 14203
 Phone: 716-847-1630
 Fax: 716-847-1454
 www.cscos.com

WELL SAMPLING FIELD DATA SHEET

Well Casing Unit Volume

(gal/l.f.)

1 1/4" = 0.08 2" = 0.17 3" = 0.38
 4" = 0.66 6" = 1.5 8" = 2.6

Client Name: Kaleida Health / Seavest Core Buffalo Conventus, LLC

Site Name: Conventus

Project No.: U86

Field Staff: NO

WELL DATA

Date	11/25/2025
Time	Start 9:55
Water meter ID	
Well Number	MW-3
PID Reading (ppm)	0.3
Diameter (inches)	8.0
Total Sounded Depth (feet)	15.00
Static Water Level (feet)	8.09
H ₂ O Column (feet)	6.91
Pump Intake (feet)	
Well Volume (gal)	18.04
Amount to Evacuate (gal)	
Amount Evacuated (gal)	

SAMPLE DATA

Sample Date	11/25/2025	
Sample Time	10:35	
Sampler Initials	NO	
Sample I.D.	MW-3-11252025	
Dupe Collected?	<input type="checkbox"/>	ID:
MS Collected?	<input type="checkbox"/>	ID:
MSD Collected?	<input type="checkbox"/>	ID:
Trip Blank Collected?	<input checked="" type="checkbox"/>	ID: Trip Blank
EQ Blank Collected?	<input type="checkbox"/>	ID:
Comments		

FIELD READINGS

Date	Stabilization	11/25/2025	11/25/2025	11/25/2025	11/25/2025	11/25/2025	11/25/2025	11/25/2025	11/25/2025
Time	Criteria	10:00	10:05	10:10	10:15	10:20	10:25	10:30	10:35
Volume Extracted	gallons	0.25	0.5	0.75	1	1.25	1.5	1.75	2
Flow Rate	mL/min								
Static Water Level (feet)	NA								
pH (Std. Units)	+/-0.1	7.22	7.3	7.34	7.38	7.4	7.42	7.42	7.44
Conductivity (mS/cm)	3%	4.06	4.05	4.05	4.05	4.04	4.04	4.04	4.03
Turbidity (NTU)	10%	4.76	3.26	3.03	3.15	3.15	3.28	3.19	2.98
D.O. (mg/L)	10%	1.07	1	0.99	0.96	0.94	0.89	0.89	0.88
Temperature (°C) (°F)	3%	15.16	15.26	15.32	15.38	15.4	15.43	15.45	15.45
ORP ³ (mV)	+/- 10 mv	166	158	147	119	74	38	-55	-51
Appearance		C	C	C	C	C	C	C	C
Color		Clear	Clear	Clear	Clear	Clear	Clear	Clear	Clear
Free Product (Yes/No)		No	No	No	No	No	No	No	No
Odor		Petroleum	Petroleum	Petroleum	Petroleum	Petroleum	Petroleum	Petroleum	Petroleum

Date	Stabilization	11/25/2025	11/25/2025						
Time	Criteria	10:40							
Volume Extracted	gallons	2.25							
Flow Rate	mL/min								
Static Water Level (feet)	NA	8.92							
pH (Std. Units)	+/-0.1	7.44							
Conductivity (mS/cm)	3%	4.02							
Turbidity (NTU)	10%	2.9							
D.O. (mg/L)	10%	0.91							
Temperature (°C) (°F)	3%	15.46							
ORP ³ (mV)	+/- 10 mv	-58							
Appearance		C							
Color		Clear							
Free Product (Yes/No)		No							
Odor		Petroleum							

C = Clear ST = Slightly Turbid T = Turbid VT = Very Turbid

Comments: Horiba was calibrated on 11/25/2025 at 8:20 am prior to sampling. The total depth to groundwater from the ground surface of the underground parking garage was 8.09 ft. The depth to groundwater from the benchmark (ground surface on Main Street above the underground parking garage) was 32.49 ft.

Light yellow shading indicates the static water level is 0.3 feet or lower from initial level

Light green shading indicates that stabilization criteria have been achieved across three consecutive readings

Red shading indicates that the flow rate is higher than 500 mL/min, above the threshold for "low-flow" sampling.



C&S Engineers, Inc.
 141 Elm Street, Suite 100
 Buffalo, NY 14203
 Phone: 716-847-1630
 Fax: 716-847-1454
 www.cscos.com

WELL SAMPLING FIELD DATA SHEET

Well Casing Unit Volume

(gal/l.f.)

1 1/4" = 0.08 2" = 0.17 3" = 0.38
 4" = 0.66 6" = 1.5 8" = 2.6

Client Name: Kaleida Health / Seavest Core Buffalo Conventus, LLC

Site Name: Conventus

Project No.: U86

Field Staff: NO

WELL DATA

Date	11/25/2025
Time	Start 2:55
Water meter ID	
Well Number	MW-4
PID Reading (ppm)	0.3
Diameter (inches)	8.0
Total Sounded Depth (feet)	15.00
Static Water Level (feet)	8.26
H ₂ O Column (feet)	6.74
Pump Intake (feet)	
Well Volume (gal)	17.60
Amount to Evacuate (gal)	
Amount Evacuated (gal)	

SAMPLE DATA

Sample Date	11/25/2025	
Sample Time	2:55	
Sampler Initials	NO	
Sample I.D.	MW-4-11252025	
Dupe Collected?	<input type="checkbox"/>	ID:
MS Collected?	<input type="checkbox"/>	ID:
MSD Collected?	<input type="checkbox"/>	ID:
Trip Blank Collected?	<input checked="" type="checkbox"/>	ID: Trip Blank
EQ Blank Collected?	<input type="checkbox"/>	ID:
Comments		

FIELD READINGS

Date	Stabilization	11/25/2025	11/25/2025	11/25/2025	11/25/2025	11/25/2025	11/25/2025	11/25/2025	11/25/2025
Time	Criteria	2:30	2:35	2:40	2:45	2:50	2:55		
Volume Extracted	gallons								
Flow Rate	mL/min								
Static Water Level (feet)	NA								
pH (Std. Units)	+/-0.1	8.1	8.06	8.08	8.14	8.16	8.18		
Conductivity (mS/cm)	3%	4.22	4.23	3.8	3.81	3.81	3.8		
Turbidity (NTU)	10%	1.14	0.51	0	0	0	0		
D.O. (mg/L)	10%	1.17	0.58	0.46	0.38	0.37	0.36		
Temperature (°C) (°F)	3%	13.75	14.61	14.33	14.27	14.28	14.32		
ORP ³ (mV)	+/- 10 mv	-232	-245	-179	-164	-160	-157		
Appearance		C	C	C	C	C	C		
Color		Clear	Clear	Clear	Clear	Clear	Clear		
Free Product (Yes/No)		No	No	No	No	No	No		
Odor		Petroleum	Petroleum	Petroleum	Petroleum	Petroleum	Petroleum		

Date	Stabilization								
Time	Criteria								
Volume Extracted	gallons								
Flow Rate	mL/min								
Static Water Level (feet)	NA								
pH (Std. Units)	+/-0.1								
Conductivity (mS/cm)	3%								
Turbidity (NTU)	10%								
D.O. (mg/L)	10%								
Temperature (°C) (°F)	3%								
ORP ³ (mV)	+/- 10 mv								
Appearance									
Color									
Free Product (Yes/No)									
Odor									

C = Clear ST = Slightly Turbid T = Turbid VT = Very Turbid

Comments: Horiba was calibrated on 11/25/2025 at 8:20 am prior to sampling. The total depth to groundwater from the ground surface of the underground parking garage was 8.26 ft. The depth to groundwater from the benchmark (ground surface on Main Street above the underground parking garage) was 32.5 ft.

Light yellow shading indicates the static water level is 0.3 feet or lower from initial level

Light green shading indicates that stabilization criteria have been achieved across three consecutive readings

Red shading indicates that the flow rate is higher than 500 mL/min, above the threshold for "low-flow" sampling.



C&S Engineers, Inc.
 141 Elm Street, Suite 100
 Buffalo, NY 14203
 Phone: 716-847-1630
 Fax: 716-847-1454
 www.cscos.com

WELL SAMPLING FIELD DATA SHEET

Well Casing Unit Volume

(gal/l.f.)

1 1/4" = 0.08 2" = 0.17 3" = 0.38
 4" = 0.66 6" = 1.5 8" = 2.6

Client Name: Kaleida Health / Seavest Core Buffalo Conventus, LLC
Site Name: Conventus
Project No.: U86
Field Staff: NO

WELL DATA

Date	11/25/2025
Time	Start 11:05
Water meter ID	
Well Number	MW-5
PID Reading (ppm)	0.3
Diameter (inches)	2.0
Total Sounded Depth (feet)	15.00
Static Water Level (feet)	8.46
H ₂ O Column (feet)	6.54
Pump Intake (feet)	
Well Volume (gal)	1.07
Amount to Evacuate (gal)	
Amount Evacuated (gal)	

SAMPLE DATA

Sample Date	11/25/2025	
Sample Time	12:20	
Sampler Initials	NO	
Sample I.D.	MW-5-11252025	
Dupe Collected?	<input type="checkbox"/>	ID:
MS Collected?	<input type="checkbox"/>	ID:
MSD Collected?	<input type="checkbox"/>	ID:
Trip Blank Collected?	<input checked="" type="checkbox"/>	ID: Trip Blank
EQ Blank Collected?	<input type="checkbox"/>	ID:
Comments		

FIELD READINGS

Date	Stabilization	11/25/2025	11/25/2025	11/25/2025	11/25/2025	11/25/2025	11/25/2025	11/25/2025	11/25/2025
Time	Criteria	11:10	11:15	11:20	11:25	11:30	11:35	11:40	11:45
Volume Extracted	gallons	0.25	0.5	0.75	1	1.25	1.5	1.75	2
Flow Rate	mL/min								
Static Water Level (feet)	NA								
pH (Std. Units)	+/-0.1	7.52	7.52	7.55	7.45	7.41	7.43	7.49	7.49
Conductivity (mS/cm)	3%	11.5	11.6	11.6	8.64	5.5	4.9	4.86	4.83
Turbidity (NTU)	10%	28.5	25.4	23.6	10.4	2.99	3.98	7.78	11
D.O. (mg/L)	10%	0.45	0.42	0.38	0.48	0.93	2.21	4.42	5.34
Temperature (°C) (°F)	3%	14.76	14.84	14.96	15.08	15.21	5.31	15.38	15.43
ORP ³ (mV)	+/- 10 mv	-264	-287	-303	-296	-285	-254	-233	-217
Appearance		C	C	C	C	C	C	C	C
Color		Brown	Brown	Black	Black	Black	Black	Black	Black
Free Product (Yes/No)		No	No	No	No	No	No	No	No
Odor		Petroleum	Petroleum	Petroleum	Petroleum	Petroleum	Petroleum	Petroleum	Petroleum

Date	Stabilization	11/25/2025	11/25/2025	11/25/2025	11/25/2025	11/25/2025	11/25/2025	11/25/2025
Time	Criteria	11:50	11:55	12:00	12:05	12:10	12:15	12:20
Volume Extracted	gallons	2.25	2.5	2.75	3	3.25	3.5	3.75
Flow Rate	mL/min							
Static Water Level (feet)	NA							
pH (Std. Units)	+/-0.1	7.48	7.47	7.46	7.46	7.46	7.47	7.48
Conductivity (mS/cm)	3%	4.82	4.83	4.86	4.88	4.9	4.93	4.93
Turbidity (NTU)	10%	14.9	14.2	14.5	13.3	11.5	9.87	9.98
D.O. (mg/L)	10%	5.78	6.23	5.76	5.59	5.85	5.74	5.75
Temperature (°C) (°F)	3%	15.46	15.48	15.5	15.52	15.54	15.56	15.57
ORP ³ (mV)	+/- 10 mv	-205	-192	-180	-170	-159	-151	-157
Appearance		C	C	C	C	C	C	C
Color		Black	Black	Black	Brown	Brown	Brown	Brown
Free Product (Yes/No)		No	No	No	No	No	No	No
Odor		Petroleum	Petroleum	Petroleum	Petroleum	Petroleum	Petroleum	Petroleum

C = Clear ST = Slightly Turbid T = Turbid VT = Very Turbid

Comments: Horiba was calibrated on 11/25/2025 at 8:20 am prior to sampling. The total depth to groundwater from the ground surface of the underground parking garage was 8.46 ft. The depth to groundwater from the benchmark (ground surface on Main Street above the underground parking garage) was 31.75 ft.

Light yellow shading indicates the static water level is 0.3 feet or lower from initial level

Light green shading indicates that stabilization criteria have been achieved across three consecutive readings

Red shading indicates that the flow rate is higher than 500 mL/min, above the threshold for "low-flow" sampling.



C&S Engineers, Inc.
 141 Elm Street, Suite 100
 Buffalo, NY 14203
 Phone: 716-847-1630
 Fax: 716-847-1454
 www.cscos.com

WELL SAMPLING FIELD DATA SHEET

Well Casing Unit Volume

(gal/l.f.)

1 1/4" = 0.08 2" = 0.17 3" = 0.38
 4" = 0.66 6" = 1.5 8" = 2.6

Client Name: Kaleida Health / Seavest Core Buffalo Conventus, LLC

Site Name: Conventus

Project No.: U86

Field Staff: NO

WELL DATA

Date	11/25/2025
Time	Start 1:35
Water meter ID	
Well Number	MW-6
PID Reading (ppm)	0.1
Diameter (inches)	8.0
Total Sounded Depth (feet)	15.00
Static Water Level (feet)	9.17
H ₂ O Column (feet)	5.83
Pump Intake (feet)	
Well Volume (gal)	15.22
Amount to Evacuate (gal)	
Amount Evacuated (gal)	

SAMPLE DATA

Sample Date	11/25/2025	
Sample Time	1:55	
Sampler Initials	NO	
Sample I.D.	MW-6-11252025	
Dupe Collected?	<input type="checkbox"/>	ID:
MS Collected?	<input type="checkbox"/>	ID:
MSD Collected?	<input type="checkbox"/>	ID:
Trip Blank Collected?	<input checked="" type="checkbox"/>	ID: Trip Blank
EQ Blank Collected?	<input type="checkbox"/>	ID:
Comments		

FIELD READINGS

Date	Stabilization	11/25/2025	11/25/2025	11/25/2025	11/25/2025	11/25/2025	11/25/2025	11/25/2025	11/25/2025
Time	Criteria	1:40	1:45	1:50	1:55				
Volume Extracted	gallons	0.25	0.5	0.75	1				
Flow Rate	mL/min								
Static Water Level (feet)	NA								
pH (Std. Units)	+/-0.1	8.2	8.37	8.4	8.41				
Conductivity (mS/cm)	3%	7.4	7.42	7.41	7.41				
Turbidity (NTU)	10%	0	0	0	0				
D.O. (mg/L)	10%	3.72	3.73	3.71	3.72				
Temperature (°C) (°F)	3%	13.92	13.97	14.01	14.04				
ORP ³ (mV)	+/- 10 mv	11	13	17	20				
Appearance		C	C	C	C				
Color		Clear	Clear	Clear	Clear				
Free Product (Yes/No)		No	No	No	No				
Odor		No	No	No	No				

Date	Stabilization								
Time	Criteria								
Volume Extracted	gallons								
Flow Rate	mL/min								
Static Water Level (feet)	NA								
pH (Std. Units)	+/-0.1								
Conductivity (mS/cm)	3%								
Turbidity (NTU)	10%								
D.O. (mg/L)	10%								
Temperature (°C) (°F)	3%								
ORP ³ (mV)	+/- 10 mv								
Appearance									
Color									
Free Product (Yes/No)									
Odor									

C = Clear ST = Slightly Turbid T = Turbid VT = Very Turbid

Comments: Horiba was calibrated on 11/25/2025 at 8:20 am prior to sampling. The total depth to groundwater from the ground surface of the underground parking garage was 9.17 ft. The depth to groundwater from the benchmark (ground surface on Main Street above the underground parking garage) was 33.3 ft.

Light yellow shading indicates the static water level is 0.3 feet or lower from initial level

Light green shading indicates that stabilization criteria have been achieved across three consecutive readings

Red shading indicates that the flow rate is higher than 500 mL/min, above the threshold for "low-flow" sampling.



C&S Engineers, Inc.
 141 Elm Street, Suite 100
 Buffalo, NY 14203
 Phone: 716-847-1630
 Fax: 716-847-1454
 www.cscos.com

WELL SAMPLING FIELD DATA SHEET

Well Casing Unit Volume

(gal/l.f.)

1 1/4" = 0.08 2" = 0.17 3" = 0.38
 4" = 0.66 6" = 1.5 8" = 2.6

Client Name: Kaleida Health / Seavest Core Buffalo Conventus, LLC
Site Name: Conventus
Project No.: U86
Field Staff: NO

WELL DATA

Date	11/25/2025
Time	Start 8:30
Water meter ID	
Well Number	MW-7
PID Reading (ppm)	0.0
Diameter (inches)	2.0
Total Sounded Depth (feet)	15.00
Static Water Level (feet)	11.10
H ₂ O Column (feet)	3.90
Pump Intake (feet)	
Well Volume (gal)	0.64
Amount to Evacuate (gal)	
Amount Evacuated (gal)	

SAMPLE DATA

Sample Date	11/25/2025	
Sample Time	9:20	
Sampler Initials	NO	
Sample I.D.	MW-7-11252025	
Dupe Collected?	<input checked="" type="checkbox"/>	ID: DUP-11252025
MS Collected?	<input type="checkbox"/>	ID:
MSD Collected?	<input type="checkbox"/>	ID:
Trip Blank Collected?	<input checked="" type="checkbox"/>	ID: Trip Blank
EQ Blank Collected?	<input type="checkbox"/>	ID:
Comments		

FIELD READINGS

Date	Stabilization	11/25/2025	11/25/2025	11/25/2025	11/25/2025	11/25/2025	11/25/2025	11/25/2025	11/25/2025
Time	Criteria	8:35	8:40	8:45	8:50	8:55	9:00	9:05	9:10
Volume Extracted	gallons	0.25	0.5	0.75	1	1.25	1.5	1.75	2
Flow Rate	mL/min								
Static Water Level (feet)	NA	11.72	11.76	11.8	11.83	11.86	11.88	11.88	11.88
pH (Std. Units)	+/-0.1	5.81	6.08	6.25	6.36	6.43	6.48	6.53	6.56
Conductivity (mS/cm)	3%	3.84	3.87	3.91	3.96	4.02	4.09	4.2	4.3
Turbidity (NTU)	10%	5.46	2.8	2.06	1.64	1.45	0.77	0.68	0.58
D.O. (mg/L)	10%	2.32	1.84	1.5	1.32	1.2	1.09	1.01	0.92
Temperature (°C) (°F)	3%	18.56	18.2	17.82	17.48	17.2	16.94	16.62	16.35
ORP ³ (mV)	+/- 10 mv	264	255	246	240	234	228	218	211
Appearance		C	C	C	C	C	C	C	C
Color		Clear	Clear	Clear	Clear	Clear	Clear	Clear	Clear
Free Product (Yes/No)		No	No	No	No	No	No	No	No
Odor		No	No	No	No	No	No	No	No

Date	Stabilization	11/25/2025	11/25/2025	11/25/2025					
Time	Criteria	9:15	9:20	9:25					
Volume Extracted	gallons	2.25	2.5	2.75					
Flow Rate	mL/min								
Static Water Level (feet)	NA	11.9	11.9	11.9					
pH (Std. Units)	+/-0.1	6.6	6.62	6.63					
Conductivity (mS/cm)	3%	4.43	4.5	4.56					
Turbidity (NTU)	10%	0.49	0.21	0.28					
D.O. (mg/L)	10%	0.86	0.83	0.81					
Temperature (°C) (°F)	3%	16.15	16.04	15.92					
ORP ³ (mV)	+/- 10 mv	200	196	191					
Appearance		C	C	C					
Color		Clear	Clear	Clear					
Free Product (Yes/No)		No	No	No					
Odor		No	No	No					

C = Clear ST = Slightly Turbid T = Turbid VT = Very Turbid

Comments: Horiba was calibrated on 11/25/2025 at 8:20 am prior to sampling. The total depth to groundwater from the ground surface of the underground parking garage was 11.1 ft. The depth to groundwater from the benchmark (ground surface on Main Street above the underground parking garage) was 35.58 ft.

Light yellow shading indicates the static water level is 0.3 feet or lower from initial level

Light green shading indicates that stabilization criteria have been achieved across three consecutive readings

Red shading indicates that the flow rate is higher than 500 mL/min, above the threshold for "low-flow" sampling.

APPENDIX D

DUSR

DATA USABILITY SUMMARY REPORT (DUSR)

**Conventus PRR
Buffalo, NY
Project # U86**

SDG: L2525831
7 Water Samples

Prepared for:

**C&S Companies
141 Elm Street, Suite 100
Buffalo, NY 14203
Attention: Cody Martin**

May 2025



Environmental Data Usability 10028 Deer Park Dr. Dansville, NY 14437 585-991-9156

Table of Contents

	<u>Page No.</u>
REVIEWER'S NARRATIVE	
1.0 SUMMARY	1
2.0 INTRODUCTION	1
3.0 SAMPLE AND ANALYSIS SUMMARY	2
4.0 GUIDANCE DOCUMENTS AND DATA REVIEW CRITERIA	2
5.0 DATA VALIDATION QUALIFIERS	3
6.0 RESULTS OF THE DATA REVIEW	4
7.0 TOTAL USABLE DATA	4
<hr/>	
APPENDIX A	Validated Analytical Results
APPENDIX B	Laboratory QC Documentation
APPENDIX C	Validator Qualifications

Tables

Table 4-1	Data Validation Guidance Documents
Table 4-2	Quality Control Criteria for Validating Laboratory Analytical Data

Summaries of Validated Results

Table 6-1	VOCs
-----------	------

REVIEWER'S NARRATIVE
C&S Companies SDG L2525831 Conventus PRR

The data associated with this Sample Delivery Groups (SDG) L2525831, analyzed by Pace Analytical, Services, Westborough, MA have been reviewed in accordance with assessment criteria provided by the New York State Department of Environmental Conservation following the review procedures provided in the USEPA Functional Guidelines for evaluating organic and inorganic data.

All analytical results reported by the laboratory are considered valid and acceptable except results that have been qualified as rejected, "R". Results qualified as estimated "J", or as non-detects, "U", are considered usable for the purpose of evaluating water and/or soil quality. However, these qualifiers indicate that the accuracy and/or precision of the analytical result is questionable. A summary of all data that have been qualified and the reasons for qualification are provided in the following data usability summary report (DUSR).

Two facts should be noted by all data users. First, the "R" qualifier means that the associated value is unusable. In other words, due to significant quality control (QC) problems, the analysis is invalid and provides no information as to whether the analyte is present or not. Values qualified with an "R" should not appear on the final data tables because they cannot be relied upon, even as the last resort. Second, no analyte concentration, even if it has passed all QC tests, is guaranteed to be accurate. Strict QC serves to increase confidence in data, but any value potentially contains error.

Reviewer's Signature: Michael K. Perry Date: 5/20/2025
Michael K. Perry
Chemist

1.0 EVENT SUMMARY

SITE:	Conventus PRR Buffalo, NY Project #: U86
SAMPLING DATES:	April 25, 2025
SAMPLE TYPE:	7 water samples
LABORATORY:	Pace Analytical Services Westborough, MA
SDG No.:	SDG L2525831

2.0 INTRODUCTION

This data usability summary report (DUSR) was prepared in accordance with guidance provided by the New York State Department of Environmental Conservation (NYSDEC). The DUSR is based on a review and evaluation of the laboratory analytical data package. Specifically, the NYSDEC guidance recommends review and evaluation of the following elements of the data package:

- Completeness of the data package as defined under the requirements of the NYSDEC Analytical Services Protocols (ASP) Category B or the United States Environmental Protection Agency (USEPA) Contract Laboratory Program (CLP) deliverables,
- Compliance with established analyte holding times,
- Adherence to quality control (QC) limits and specifications for blanks, instrument tuning and calibration, surrogate recoveries, spike recoveries, laboratory duplicate analyses, and other QC criteria,
- Adherence to established analytical protocols,
- Conformance of data summary sheets with raw analytical data, and
- Use of correct data qualifiers.

Data deficiencies, analytical protocol deviations, and quality control problems identified using the review criteria above and their effect on the analytical results are discussed in this report.

3.0 SAMPLE AND ANALYSIS SUMMARY

The data package consists of analytical results for 7 water samples collected on 4/25/25. These samples were analyzed for Volatile Organic Compounds (VOCs).

All laboratory analyses were submitted to Pace Analytical Services, Westborough, MA and analyzed as SDG L2525831. The analytical results were provided in NYSDEC ASP Category B format, which includes all raw analytical data and laboratory QC data.

4.0 GUIDANCE DOCUMENTS AND DATA REVIEW CRITERIA

The guidance documents appropriate for reviewing laboratory quality control (QC) data and assigning data qualifiers (flags) to analytical results were selected from those listed in Table 4-1. The QC limits established in the documents applicable to this data review were used to assess the quality of the analytical results. In some cases, however, QC limits established internally by the laboratory were taken into account to determine data quality.

The QC criteria considered for assessing the usability of the reported analytical results provided for each analyte type (i.e. VOCs, SVOCs, metals, etc.) are listed in Table 4-2. These criteria may vary with the analytical method utilized by the laboratory. These criteria comply with the guidance recommended in Section 2.0 above.

5.0 DATA VALIDATION QUALIFIERS

The letter qualifiers (flags) used to define data usability are described briefly below. These letters are assigned by the data validator to analytical results having questionable accuracy and/or precision as determined by reviewing the laboratory QC data associated with the analytical results.

TABLE 4-1

Guidance Used For Validating Laboratory Analytical Data

Analyte Group	Guidance	Date
Metals (ICP-AES)	USEPA SOP HW-3a, Rev. 1	September 2016
Metals (Hg & CN)	USEPA SOP HW-3c, Rev. 1	September 2016
Volatile Organic Compounds (by Methods 8260B & 8260C)	USEPA SOP HW-24, Rev. 4	September 2014
Semi-Volatile Organic Compounds (by Method 8270D)	USEPA SOP HW-22 Rev. 5	December 2010
Pesticides (by Method 8181B)	USEPA SOP HW-44, Rev. 1.1	December 2010
Chlorinated Herbicides (by Method 8151A)	USEPA SOP HW-17, Rev. 3.1	December 2010
Polychlorinated Biphenyls (PCBs)	USEPA SOP HW-37A, Rev. 0	June 2015
Volatile Organic Compounds (Air) (by Method TO-15)	USEPA SOP HW-31, Rev. 6	September 2016
Per- and PolyFluoroAlkyl Substances (PFAS)	* NYSDEC	January 2021
	** US Dept. of Defense	November 2022
Radiological Analysis		
Uranium	USEPA Method 908.0	June 1999
Radium-226	USEPA Method 903.1	1980
General Chemistry Parameters	per NYSDEC ASP	July 2005

* Sampling, Analysis, and Assessment of Per- and Polyfluoroalkyl Substances (PFAS) Under NYSDEC's Part 375 Remedial Programs, Appendix I

** Data Validation Guidelines Module 6: Data Validation Procedures for Per- and Polyfluoroalkyl Substances Analysis by QSM Table B-24

TABLE 4-2

**QUALITY CONTROL CRITERIA USED FOR VALIDATING
LABORATORY ANALYTICAL DATA**

VOCs	SVOCs	Pesticides/PCBs	Metals	Gen Chemistry	PFAS
Completeness of Pkg Sample Preservation Holding Time System Monitoring Compounds Lab Control Sample Matrix Spikes Blanks Instrument Tuning Internal Standards Initial Calibration Continuing Calibration Lab Qualifiers Field Duplicate	Completeness of Pkg Sample Preservation Holding Time Surrogate Recoveries Lab Control Sample Matrix Spikes Blanks Instrument Tuning Internal Standards Initial Calibration Continuing Calibration Lab Qualifiers Field Duplicate	Completeness of Pkg Sample Preservation Holding Time Surrogate Recoveries Matrix Spikes Blanks Instrument Calibration & Verification Comparison of duplicate GC column results Analyte ID Lab Qualifiers Field Duplicate	Completeness of Pkg Sample Preservation Holding Time Initial/Continuing Calibration CRDL Standards Blanks Interference Check Sample Spike Recoveries Lab Duplicate Lab Control Sample ICP Serial Dilutions Lab Qualifiers Field Duplicate	Completeness of Pkg Sample Preservation Holding Times Calibration Lab Control Samples Blanks Spike Recoveries Lab Duplicates	Completeness of Pkg Sample Preservation Holding Time Instr Performance Check Initial Calibration Continuing Calibration Blanks Surrogates Lab Fortified Blank Matrix Spikes Internal Standards

Method TO-15 (Air)	Radiological (U and Ra)
Completeness of Pkg Sample Preservation Holding Time Canister Certification Instrument Tuning Initial Calibration and Instrument Performance Daily Calibration Blanks Lab Control Sample Field Duplicate	Completeness of Pkg Sample Preservation Holding Time Sample Specific Yield Required Detection Limit Laboratory Control Sample Matrix Spikes Method Blank Instrument Calibration

The laboratory may also use various letters and symbols to flag analytical results generated when QC limits were exceeded. The meanings of these flags may differ from those used by the independent data validator. Those used by the laboratory are provided with the analytical results.

NOTE: The assignment of data qualifiers by the data reviewer (validator) to laboratory analytical results should not necessarily be interpreted by the data user as a measure of laboratory ability or proficiency. Rather, the qualifiers are intended to provide a measure of data accuracy and precision to the data user, which, for example, may provide a level of confidence in determining whether or not standards or cleanup objectives have been met.

- U** The analyte was analyzed for but was not detected at or above the sample quantitation limit.
- J** The analyte was positively identified; the associated numerical value is the *approximate* concentration of the analyte in the sample. (The magnitude of any \pm value associated with the result is not determined by data validation).
- J+** The result is an estimated quantity and may be biased high.
- J-** The result is an estimated quantity and may be biased low.
- UJ** The analyte was analyzed for but not detected. The reported quantitation limit is approximate and may be inaccurate or imprecise.
- R** The sample result is rejected (i.e., is unusable) due to serious deficiencies in the ability to analyze the sample and meet quality control criteria. The presence or absence of the analyte cannot be verified.
- NJ** The analysis indicates the presence of an analyte that has been “tentatively identified” and the associated numerical value represents its approximate concentration.

The validated analytical results are attached to this report. Validation qualifiers (flags) are indicated in red print. Data sheets having qualified data are signed and dated by the data reviewer.

6.0 RESULTS OF THE DATA REVIEW

The results of the data review are summarized in Table 6-1. The table lists the samples where QC criteria were found to exceed acceptable limits and the actions taken to qualify the associated analytical results.

7.0 TOTAL USABLE DATA

For SDG L2528531, seven samples were analyzed and results were reported for 406 analytes. Even though some results were flagged with a “J” as estimated, all results (100 %) are considered usable. See the summary table for the analyses that have been rejected and qualified and the associated QC reasons.

Table 6-1 **VOCs**

SAMPLES AFFECTED	ANALYTES	ACTION	QC VIOLATION	COMMENTS
BCP MW-6	Acetone	CRQL-U	Analyte detected in method blank	Data changed to non-detect
All samples	2-Butanone	UJ non-detects J detects	ICAL RF < 0.05	Data are estimated
BCP MW-6	Bromomethane 2-Hexanone	UJ non-detects J detects	CCV % D > QC limit	Data are estimated
BCP MW-1 Dup BCP MW-7 BCP MW-5 BCP MW-3 BCP MW-4	Trichlorofluouomethane Carbon tetrachloride 4-Methyl-2-pentanone trans-1,3-Dichloropropane 1,1,2,2-Tetrachloroethane 2-Hexanone	UJ non-detects J detects	CCV % D > QC limit	Data are estimated

ACRONYMS

BSP	Blank Spike
CCAL	Continuing Calibration
CCB	Continuing Calibration Blank
CCV	Continuing Calibration Verification
CRDL	Contract Required Detection Limit
CRQL	Contract Required Quantitation Limit
%D	Percent Difference
ICAL	Initial Calibration
ICB	Initial Calibration Blank
IS	Internal Standard
LCS	Laboratory Control Sample
MS/MSD	Matrix Spike/Matrix Spike Duplicate
QA	Quality Assurance
QC	Quality Control
%R	Percent recovery
RPD	Relative Percent Difference
RRF	Relative Response Factor
%RSD	Percent Relative Standard Deviation
TAL	Target Analyte List (metals)
TCL	Target Compound List (organics)

Appendix A

*Validated
Analytical
Results*



Pace Analytical Services

Laboratory Code: 11148

SDG Number: L2525831

The original project report/data package is held by Pace Analytical Services. This report/data package is paginated and should be reproduced only in its entirety. Pace Analytical Services holds no responsibility for results and/or data that are not consistent with the original.

Project Name: CONVENTUS PRR
Project Number: U86

Lab Number: L2525831
Report Date: 05/12/25

Lab Sample ID	Client ID	Matrix	Sample Location	Collection Date/Time	Receive Date
L2525831-01	BCP MW-6	WATER	BUFFALO, NY	04/25/25 09:50	04/25/25
L2525831-02	BCP MW-1	WATER	BUFFALO, NY	04/25/25 11:20	04/25/25
L2525831-03	DUP	WATER	BUFFALO, NY	04/25/25 11:20	04/25/25
L2525831-04	BCP MW-7	WATER	BUFFALO, NY	04/25/25 13:00	04/25/25
L2525831-05	BCP MW-5	WATER	BUFFALO, NY	04/25/25 14:05	04/25/25
L2525831-06	BCP MW-3	WATER	BUFFALO, NY	04/25/25 15:10	04/25/25
L2525831-07	BCP MW-4	WATER	BUFFALO, NY	04/25/25 16:00	04/25/25



Project Name: CONVENTUS PRR
Project Number: U86

Lab Number: L2525831
Report Date: 05/12/25

Case Narrative (continued)

Report Submission

All non-detect (ND) or estimated concentrations (J-qualified) have been quantitated to the limit noted in the MDL column.

I, the undersigned, attest under the pains and penalties of perjury that, to the best of my knowledge and belief and based upon my personal inquiry of those responsible for providing the information contained in this analytical report, such information is accurate and complete. This certificate of analysis is not complete unless this page accompanies any and all pages of this report.

Authorized Signature: *Caitlin Walukuh* Report Date: 05/12/25

Title: Technical Director/Representative



DATA PACKAGE GLOSSARY

Acronyms

DL	- Detection Limit: This value represents the level to which target analyte concentrations are reported as estimated values, when those target analyte concentrations are quantified below the limit of quantitation (LOQ). The DL includes any adjustments from dilutions, concentrations or moisture content, where applicable. (DoD report formats only.)
EDL	- Estimated Detection Limit: This value represents the level to which target analyte concentrations are reported as estimated values, when those target analyte concentrations are quantified below the reporting limit (RL). The EDL includes any adjustments from dilutions, concentrations or moisture content, where applicable. The use of EDLs is specific to the analysis of PAHs using Solid-Phase Microextraction (SPME).
EMPC	- Estimated Maximum Possible Concentration: The concentration that results from the signal present at the retention time of an analyte when the ions meet all of the identification criteria except the ion abundance ratio criteria. An EMPC is a worst-case estimate of the concentration.
EPA	- Environmental Protection Agency.
LCS	- Laboratory Control Sample: A sample matrix, free from the analytes of interest, spiked with verified known amounts of analytes or a material containing known and verified amounts of analytes.
LCSD	- Laboratory Control Sample Duplicate: Refer to LCS.
LFB	- Laboratory Fortified Blank: A sample matrix, free from the analytes of interest, spiked with verified known amounts of analytes or a material containing known and verified amounts of analytes.
LOD	- Limit of Detection: This value represents the level to which a target analyte can reliably be detected for a specific analyte in a specific matrix by a specific method. The LOD includes any adjustments from dilutions, concentrations or moisture content, where applicable. (DoD report formats only.)
LOQ	- Limit of Quantitation: The value at which an instrument can accurately measure an analyte at a specific concentration. The LOQ includes any adjustments from dilutions, concentrations or moisture content, where applicable. (DoD report formats only.) Limit of Quantitation: The value at which an instrument can accurately measure an analyte at a specific concentration. The LOQ includes any adjustments from dilutions, concentrations or moisture content, where applicable. (DoD report formats only.)
MDL	- Method Detection Limit: This value represents the level to which target analyte concentrations are reported as estimated values, when those target analyte concentrations are quantified below the reporting limit (RL). The MDL includes any adjustments from dilutions, concentrations or moisture content, where applicable.
MS	- Matrix Spike Sample: A sample prepared by adding a known mass of target analyte to a specified amount of matrix sample for which an independent estimate of target analyte concentration is available. For Method 332.0, the spike recovery is calculated using the native concentration, including estimated values.
MSD	- Matrix Spike Sample Duplicate: Refer to MS.
NA	- Not Applicable.
NC	- Not Calculated: Term is utilized when one or more of the results utilized in the calculation are non-detect at the parameter's reporting unit.
NDPA/DPA	- N-Nitrosodiphenylamine/Diphenylamine.
NI	- Not Ignitable.
NP	- Non-Plastic: Term is utilized for the analysis of Atterberg Limits in soil.
NR	- No Results: Term is utilized when 'No Target Compounds Requested' is reported for the analysis of Volatile or Semivolatile Organic TIC only requests.
RL	- Reporting Limit: The value at which an instrument can accurately measure an analyte at a specific concentration. The RL includes any adjustments from dilutions, concentrations or moisture content, where applicable.
RPD	- Relative Percent Difference: The results from matrix and/or matrix spike duplicates are primarily designed to assess the precision of analytical results in a given matrix and are expressed as relative percent difference (RPD). Values which are less than five times the reporting limit for any individual parameter are evaluated by utilizing the absolute difference between the values; although the RPD value will be provided in the report.
SRM	- Standard Reference Material: A reference sample of a known or certified value that is of the same or similar matrix as the associated field samples.
STLP	- Semi-dynamic Tank Leaching Procedure per EPA Method 1315.
TEF	- Toxic Equivalency Factors: The values assigned to each dioxin and furan to evaluate their toxicity relative to 2,3,7,8-TCDD.
TEQ	- Toxic Equivalent: The measure of a sample's toxicity derived by multiplying each dioxin and furan by its corresponding TEF and then summing the resulting values.
TIC	- Tentatively Identified Compound: A compound that has been identified to be present and is not part of the target compound list (TCL) for the method and/or program. All TICs are qualitatively identified and reported as estimated concentrations.

Report Format: DU Report with 'J' Qualifiers



GC/MS 8260

Analysis

Results Summary

Form 1

Volatile Organics by GC/MS

Client : C&S Companies
 Project Name : CONVENTUS PRR
 Lab ID : L2525831-01
 Client ID : BCP MW-6
 Sample Location : BUFFALO, NY
 Sample Matrix : WATER
 Analytical Method : 1,8260D
 Lab File ID : V01250508A17
 Sample Amount : 10 ml
 Level : LOW
 Extract Volume (MeOH) : N/A

Lab Number : L2525831
 Project Number : U86
 Date Collected : 04/25/25 09:50
 Date Received : 04/25/25
 Date Analyzed : 05/08/25 14:41
 Dilution Factor : 1
 Analyst : MJV
 Instrument ID : VOA101
 GC Column : RTX-502.2
 %Solids : N/A
 Injection Volume : N/A

CAS NO.	Parameter	ug/L			Qualifier
		Results	RL	MDL	
75-09-2	Methylene chloride	ND	2.5	0.70	U
75-34-3	1,1-Dichloroethane	ND	2.5	0.70	U
67-66-3	Chloroform	ND	2.5	0.70	U
56-23-5	Carbon tetrachloride	ND	0.50	0.13	U
78-87-5	1,2-Dichloropropane	ND	1.0	0.14	U
124-48-1	Dibromochloromethane	ND	0.50	0.15	U
79-00-5	1,1,2-Trichloroethane	ND	1.5	0.50	U
127-18-4	Tetrachloroethene	ND	0.50	0.18	U
108-90-7	Chlorobenzene	ND	2.5	0.70	U
75-69-4	Trichlorofluoromethane	ND	2.5	0.70	U
107-06-2	1,2-Dichloroethane	ND	0.50	0.13	U
71-55-6	1,1,1-Trichloroethane	ND	2.5	0.70	U
75-27-4	Bromodichloromethane	ND	0.50	0.19	U
10061-02-6	trans-1,3-Dichloropropene	ND	0.50	0.16	U
10061-01-5	cis-1,3-Dichloropropene	ND	0.50	0.14	U
75-25-2	Bromoform	ND	2.0	0.65	U
79-34-5	1,1,2,2-Tetrachloroethane	ND	0.50	0.17	U
71-43-2	Benzene	ND	0.50	0.16	U
108-88-3	Toluene	ND	2.5	0.70	U
100-41-4	Ethylbenzene	ND	2.5	0.70	U
74-87-3	Chloromethane	ND	2.5	0.70	U
74-83-9	Bromomethane	ND	2.5	0.70	U UJ
75-01-4	Vinyl chloride	ND	1.0	0.07	U
75-00-3	Chloroethane	ND	2.5	0.70	U
75-35-4	1,1-Dichloroethene	ND	0.50	0.17	U

Results Summary

Form 1

Volatile Organics by GC/MS

Client : C&S Companies
 Project Name : CONVENTUS PRR
 Lab ID : L2525831-01
 Client ID : BCP MW-6
 Sample Location : BUFFALO, NY
 Sample Matrix : WATER
 Analytical Method : 1,8260D
 Lab File ID : V01250508A17
 Sample Amount : 10 ml
 Level : LOW
 Extract Volume (MeOH) : N/A

Lab Number : L2525831
 Project Number : U86
 Date Collected : 04/25/25 09:50
 Date Received : 04/25/25
 Date Analyzed : 05/08/25 14:41
 Dilution Factor : 1
 Analyst : MJV
 Instrument ID : VOA101
 GC Column : RTX-502.2
 %Solids : N/A
 Injection Volume : N/A

CAS NO.	Parameter	ug/L			Qualifier		
		Results	RL	MDL			
156-60-5	trans-1,2-Dichloroethene	ND	2.5	0.70	U		
79-01-6	Trichloroethene	ND	0.50	0.18	U		
95-50-1	1,2-Dichlorobenzene	ND	2.5	0.70	U		
541-73-1	1,3-Dichlorobenzene	ND	2.5	0.70	U		
106-46-7	1,4-Dichlorobenzene	ND	2.5	0.70	U		
1634-04-4	Methyl tert butyl ether	ND	2.5	0.17	U		
179601-23-1	p/m-Xylene	ND	2.5	0.70	U		
95-47-6	o-Xylene	ND	2.5	0.70	U		
156-59-2	cis-1,2-Dichloroethene	ND	2.5	0.70	U		
100-42-5	Styrene	ND	2.5	0.70	U		
75-71-8	Dichlorodifluoromethane	ND	5.0	1.0	U		
67-64-1	Acetone	5.0 UJ	2.9	5.0	1.5	J	UJ
75-15-0	Carbon disulfide	ND	5.0	1.0	U		
78-93-3	2-Butanone	ND	5.0	1.9	U	UJ	
108-10-1	4-Methyl-2-pentanone	ND	5.0	1.0	U		
591-78-6	2-Hexanone	ND	5.0	1.0	U	UJ	
106-93-4	1,2-Dibromoethane	ND	2.0	0.65	U		
104-51-8	n-Butylbenzene	ND	2.5	0.70	U		
135-98-8	sec-Butylbenzene	ND	2.5	0.70	U		
98-06-6	tert-Butylbenzene	ND	2.5	0.70	U		
96-12-8	1,2-Dibromo-3-chloropropane	ND	2.5	0.70	U		
98-82-8	Isopropylbenzene	ND	2.5	0.70	U		
99-87-6	p-Isopropyltoluene	ND	2.5	0.70	U		
91-20-3	Naphthalene	ND	2.5	0.70	U		
103-65-1	n-Propylbenzene	ND	2.5	0.70	U		

MKP 5/20/2025



Results Summary
Form 1
Volatile Organics by GC/MS

Client	: C&S Companies	Lab Number	: L2525831
Project Name	: CONVENTUS PRR	Project Number	: U86
Lab ID	: L2525831-01	Date Collected	: 04/25/25 09:50
Client ID	: BCP MW-6	Date Received	: 04/25/25
Sample Location	: BUFFALO, NY	Date Analyzed	: 05/08/25 14:41
Sample Matrix	: WATER	Dilution Factor	: 1
Analytical Method	: 1,8260D	Analyst	: MJV
Lab File ID	: V01250508A17	Instrument ID	: VOA101
Sample Amount	: 10 ml	GC Column	: RTX-502.2
Level	: LOW	%Solids	: N/A
Extract Volume (MeOH)	: N/A	Injection Volume	: N/A

CAS NO.	Parameter	ug/L			Qualifier
		Results	RL	MDL	
120-82-1	1,2,4-Trichlorobenzene	ND	2.5	0.70	U
108-67-8	1,3,5-Trimethylbenzene	ND	2.5	0.70	U
95-63-6	1,2,4-Trimethylbenzene	ND	2.5	0.70	U
79-20-9	Methyl Acetate	ND	2.0	0.23	U
110-82-7	Cyclohexane	ND	10	0.27	U
76-13-1	Freon-113	ND	2.5	0.70	U
108-87-2	Methyl cyclohexane	ND	10	0.40	U



Results Summary

Form 1

Volatile Organics by GC/MS

Client : C&S Companies
 Project Name : CONVENTUS PRR
 Lab ID : L2525831-02
 Client ID : BCP MW-1
 Sample Location : BUFFALO, NY
 Sample Matrix : WATER
 Analytical Method : 1,8260D
 Lab File ID : V22250508A13
 Sample Amount : 10 ml
 Level : LOW
 Extract Volume (MeOH) : N/A

Lab Number : L2525831
 Project Number : U86
 Date Collected : 04/25/25 11:20
 Date Received : 04/25/25
 Date Analyzed : 05/08/25 12:36
 Dilution Factor : 1
 Analyst : MJV
 Instrument ID : VOA122
 GC Column : RTX-502.2
 %Solids : N/A
 Injection Volume : N/A

CAS NO.	Parameter	ug/L			Qualifier
		Results	RL	MDL	
75-09-2	Methylene chloride	ND	2.5	0.70	U
75-34-3	1,1-Dichloroethane	ND	2.5	0.70	U
67-66-3	Chloroform	ND	2.5	0.70	U
56-23-5	Carbon tetrachloride	ND	0.50	0.13	U UJ
78-87-5	1,2-Dichloropropane	ND	1.0	0.14	U
124-48-1	Dibromochloromethane	ND	0.50	0.15	U
79-00-5	1,1,2-Trichloroethane	ND	1.5	0.50	U
127-18-4	Tetrachloroethene	ND	0.50	0.18	U
108-90-7	Chlorobenzene	ND	2.5	0.70	U
75-69-4	Trichlorofluoromethane	ND	2.5	0.70	U UJ
107-06-2	1,2-Dichloroethane	ND	0.50	0.13	U
71-55-6	1,1,1-Trichloroethane	ND	2.5	0.70	U
75-27-4	Bromodichloromethane	ND	0.50	0.19	U
10061-02-6	trans-1,3-Dichloropropene	ND	0.50	0.16	U UJ
10061-01-5	cis-1,3-Dichloropropene	ND	0.50	0.14	U
75-25-2	Bromoform	ND	2.0	0.65	U
79-34-5	1,1,2,2-Tetrachloroethane	ND	0.50	0.17	U UJ
71-43-2	Benzene	ND	0.50	0.16	U
108-88-3	Toluene	ND	2.5	0.70	U
100-41-4	Ethylbenzene	ND	2.5	0.70	U
74-87-3	Chloromethane	ND	2.5	0.70	U
74-83-9	Bromomethane	ND	2.5	0.70	U
75-01-4	Vinyl chloride	ND	1.0	0.07	U
75-00-3	Chloroethane	ND	2.5	0.70	U
75-35-4	1,1-Dichloroethene	ND	0.50	0.17	U

Results Summary

Form 1

Volatile Organics by GC/MS

Client : C&S Companies
 Project Name : CONVENTUS PRR
 Lab ID : L2525831-02
 Client ID : BCP MW-1
 Sample Location : BUFFALO, NY
 Sample Matrix : WATER
 Analytical Method : 1,8260D
 Lab File ID : V22250508A13
 Sample Amount : 10 ml
 Level : LOW
 Extract Volume (MeOH) : N/A

Lab Number : L2525831
 Project Number : U86
 Date Collected : 04/25/25 11:20
 Date Received : 04/25/25
 Date Analyzed : 05/08/25 12:36
 Dilution Factor : 1
 Analyst : MJV
 Instrument ID : VOA122
 GC Column : RTX-502.2
 %Solids : N/A
 Injection Volume : N/A

CAS NO.	Parameter	ug/L			Qualifier
		Results	RL	MDL	
156-60-5	trans-1,2-Dichloroethene	ND	2.5	0.70	U
79-01-6	Trichloroethene	ND	0.50	0.18	U
95-50-1	1,2-Dichlorobenzene	ND	2.5	0.70	U
541-73-1	1,3-Dichlorobenzene	ND	2.5	0.70	U
106-46-7	1,4-Dichlorobenzene	ND	2.5	0.70	U
1634-04-4	Methyl tert butyl ether	ND	2.5	0.17	U
179601-23-1	p/m-Xylene	ND	2.5	0.70	U
95-47-6	o-Xylene	ND	2.5	0.70	U
156-59-2	cis-1,2-Dichloroethene	ND	2.5	0.70	U
100-42-5	Styrene	ND	2.5	0.70	U
75-71-8	Dichlorodifluoromethane	ND	5.0	1.0	U
67-64-1	Acetone	ND	5.0	1.5	U
75-15-0	Carbon disulfide	ND	5.0	1.0	U
78-93-3	2-Butanone	ND	5.0	1.9	U UJ
108-10-1	4-Methyl-2-pentanone	ND	5.0	1.0	U UJ
591-78-6	2-Hexanone	ND	5.0	1.0	U UJ
106-93-4	1,2-Dibromoethane	ND	2.0	0.65	U
104-51-8	n-Butylbenzene	ND	2.5	0.70	U
135-98-8	sec-Butylbenzene	ND	2.5	0.70	U
98-06-6	tert-Butylbenzene	ND	2.5	0.70	U
96-12-8	1,2-Dibromo-3-chloropropane	ND	2.5	0.70	U
98-82-8	Isopropylbenzene	ND	2.5	0.70	U
99-87-6	p-Isopropyltoluene	ND	2.5	0.70	U
91-20-3	Naphthalene	ND	2.5	0.70	U
103-65-1	n-Propylbenzene	ND	2.5	0.70	U



Results Summary
Form 1
Volatile Organics by GC/MS

Client : C&S Companies
 Project Name : CONVENTUS PRR
 Lab ID : L2525831-02
 Client ID : BCP MW-1
 Sample Location : BUFFALO, NY
 Sample Matrix : WATER
 Analytical Method : 1,8260D
 Lab File ID : V22250508A13
 Sample Amount : 10 ml
 Level : LOW
 Extract Volume (MeOH) : N/A

Lab Number : L2525831
 Project Number : U86
 Date Collected : 04/25/25 11:20
 Date Received : 04/25/25
 Date Analyzed : 05/08/25 12:36
 Dilution Factor : 1
 Analyst : MJV
 Instrument ID : VOA122
 GC Column : RTX-502.2
 %Solids : N/A
 Injection Volume : N/A

CAS NO.	Parameter	ug/L			Qualifier
		Results	RL	MDL	
120-82-1	1,2,4-Trichlorobenzene	ND	2.5	0.70	U
108-67-8	1,3,5-Trimethylbenzene	ND	2.5	0.70	U
95-63-6	1,2,4-Trimethylbenzene	ND	2.5	0.70	U
79-20-9	Methyl Acetate	ND	2.0	0.23	U
110-82-7	Cyclohexane	ND	10	0.27	U
76-13-1	Freon-113	ND	2.5	0.70	U
108-87-2	Methyl cyclohexane	ND	10	0.40	U



Results Summary

Form 1

Volatile Organics by GC/MS

Client : C&S Companies
 Project Name : CONVENTUS PRR
 Lab ID : L2525831-03
 Client ID : DUP
 Sample Location : BUFFALO, NY
 Sample Matrix : WATER
 Analytical Method : 1,8260D
 Lab File ID : V22250508A14
 Sample Amount : 10 ml
 Level : LOW
 Extract Volume (MeOH) : N/A

Lab Number : L2525831
 Project Number : U86
 Date Collected : 04/25/25 11:20
 Date Received : 04/25/25
 Date Analyzed : 05/08/25 13:01
 Dilution Factor : 1
 Analyst : MJV
 Instrument ID : VOA122
 GC Column : RTX-502.2
 %Solids : N/A
 Injection Volume : N/A

CAS NO.	Parameter	ug/L			Qualifier
		Results	RL	MDL	
75-09-2	Methylene chloride	ND	2.5	0.70	U
75-34-3	1,1-Dichloroethane	ND	2.5	0.70	U
67-66-3	Chloroform	ND	2.5	0.70	U
56-23-5	Carbon tetrachloride	ND	0.50	0.13	U UJ
78-87-5	1,2-Dichloropropane	ND	1.0	0.14	U
124-48-1	Dibromochloromethane	ND	0.50	0.15	U
79-00-5	1,1,2-Trichloroethane	ND	1.5	0.50	U
127-18-4	Tetrachloroethene	ND	0.50	0.18	U
108-90-7	Chlorobenzene	ND	2.5	0.70	U
75-69-4	Trichlorofluoromethane	ND	2.5	0.70	U UJ
107-06-2	1,2-Dichloroethane	ND	0.50	0.13	U
71-55-6	1,1,1-Trichloroethane	ND	2.5	0.70	U
75-27-4	Bromodichloromethane	ND	0.50	0.19	U
10061-02-6	trans-1,3-Dichloropropene	ND	0.50	0.16	U UJ
10061-01-5	cis-1,3-Dichloropropene	ND	0.50	0.14	U
75-25-2	Bromoform	ND	2.0	0.65	U
79-34-5	1,1,2,2-Tetrachloroethane	ND	0.50	0.17	U UJ
71-43-2	Benzene	ND	0.50	0.16	U
108-88-3	Toluene	ND	2.5	0.70	U
100-41-4	Ethylbenzene	ND	2.5	0.70	U
74-87-3	Chloromethane	ND	2.5	0.70	U
74-83-9	Bromomethane	ND	2.5	0.70	U
75-01-4	Vinyl chloride	ND	1.0	0.07	U
75-00-3	Chloroethane	ND	2.5	0.70	U
75-35-4	1,1-Dichloroethene	ND	0.50	0.17	U

MKP 5/20/2025



Results Summary

Form 1

Volatile Organics by GC/MS

Client : C&S Companies
 Project Name : CONVENTUS PRR
 Lab ID : L2525831-03
 Client ID : DUP
 Sample Location : BUFFALO, NY
 Sample Matrix : WATER
 Analytical Method : 1,8260D
 Lab File ID : V22250508A14
 Sample Amount : 10 ml
 Level : LOW
 Extract Volume (MeOH) : N/A

Lab Number : L2525831
 Project Number : U86
 Date Collected : 04/25/25 11:20
 Date Received : 04/25/25
 Date Analyzed : 05/08/25 13:01
 Dilution Factor : 1
 Analyst : MJV
 Instrument ID : VOA122
 GC Column : RTX-502.2
 %Solids : N/A
 Injection Volume : N/A

CAS NO.	Parameter	ug/L			Qualifier
		Results	RL	MDL	
156-60-5	trans-1,2-Dichloroethene	ND	2.5	0.70	U
79-01-6	Trichloroethene	ND	0.50	0.18	U
95-50-1	1,2-Dichlorobenzene	ND	2.5	0.70	U
541-73-1	1,3-Dichlorobenzene	ND	2.5	0.70	U
106-46-7	1,4-Dichlorobenzene	ND	2.5	0.70	U
1634-04-4	Methyl tert butyl ether	ND	2.5	0.17	U
179601-23-1	p/m-Xylene	ND	2.5	0.70	U
95-47-6	o-Xylene	ND	2.5	0.70	U
156-59-2	cis-1,2-Dichloroethene	ND	2.5	0.70	U
100-42-5	Styrene	ND	2.5	0.70	U
75-71-8	Dichlorodifluoromethane	ND	5.0	1.0	U
67-64-1	Acetone	ND	5.0	1.5	U
75-15-0	Carbon disulfide	ND	5.0	1.0	U
78-93-3	2-Butanone	ND	5.0	1.9	U UJ
108-10-1	4-Methyl-2-pentanone	ND	5.0	1.0	U UJ
591-78-6	2-Hexanone	ND	5.0	1.0	U UJ
106-93-4	1,2-Dibromoethane	ND	2.0	0.65	U
104-51-8	n-Butylbenzene	ND	2.5	0.70	U
135-98-8	sec-Butylbenzene	ND	2.5	0.70	U
98-06-6	tert-Butylbenzene	ND	2.5	0.70	U
96-12-8	1,2-Dibromo-3-chloropropane	ND	2.5	0.70	U
98-82-8	Isopropylbenzene	ND	2.5	0.70	U
99-87-6	p-Isopropyltoluene	ND	2.5	0.70	U
91-20-3	Naphthalene	ND	2.5	0.70	U
103-65-1	n-Propylbenzene	ND	2.5	0.70	U

MKP 5/20/2025



Results Summary
Form 1
Volatile Organics by GC/MS

Client : C&S Companies
 Project Name : CONVENTUS PRR
 Lab ID : L2525831-03
 Client ID : DUP
 Sample Location : BUFFALO, NY
 Sample Matrix : WATER
 Analytical Method : 1,8260D
 Lab File ID : V22250508A14
 Sample Amount : 10 ml
 Level : LOW
 Extract Volume (MeOH) : N/A

Lab Number : L2525831
 Project Number : U86
 Date Collected : 04/25/25 11:20
 Date Received : 04/25/25
 Date Analyzed : 05/08/25 13:01
 Dilution Factor : 1
 Analyst : MJV
 Instrument ID : VOA122
 GC Column : RTX-502.2
 %Solids : N/A
 Injection Volume : N/A

CAS NO.	Parameter	ug/L			Qualifier
		Results	RL	MDL	
120-82-1	1,2,4-Trichlorobenzene	ND	2.5	0.70	U
108-67-8	1,3,5-Trimethylbenzene	ND	2.5	0.70	U
95-63-6	1,2,4-Trimethylbenzene	ND	2.5	0.70	U
79-20-9	Methyl Acetate	ND	2.0	0.23	U
110-82-7	Cyclohexane	ND	10	0.27	U
76-13-1	Freon-113	ND	2.5	0.70	U
108-87-2	Methyl cyclohexane	ND	10	0.40	U



Results Summary

Form 1

Volatile Organics by GC/MS

Client : C&S Companies
 Project Name : CONVENTUS PRR
 Lab ID : L2525831-04
 Client ID : BCP MW-7
 Sample Location : BUFFALO, NY
 Sample Matrix : WATER
 Analytical Method : 1,8260D
 Lab File ID : V22250508A15
 Sample Amount : 10 ml
 Level : LOW
 Extract Volume (MeOH) : N/A

Lab Number : L2525831
 Project Number : U86
 Date Collected : 04/25/25 13:00
 Date Received : 04/25/25
 Date Analyzed : 05/08/25 13:25
 Dilution Factor : 1
 Analyst : MJV
 Instrument ID : VOA122
 GC Column : RTX-502.2
 %Solids : N/A
 Injection Volume : N/A

CAS NO.	Parameter	ug/L			Qualifier
		Results	RL	MDL	
75-09-2	Methylene chloride	ND	2.5	0.70	U
75-34-3	1,1-Dichloroethane	ND	2.5	0.70	U
67-66-3	Chloroform	ND	2.5	0.70	U
56-23-5	Carbon tetrachloride	ND	0.50	0.13	U UJ
78-87-5	1,2-Dichloropropane	ND	1.0	0.14	U
124-48-1	Dibromochloromethane	ND	0.50	0.15	U
79-00-5	1,1,2-Trichloroethane	ND	1.5	0.50	U
127-18-4	Tetrachloroethene	ND	0.50	0.18	U
108-90-7	Chlorobenzene	ND	2.5	0.70	U
75-69-4	Trichlorofluoromethane	ND	2.5	0.70	U UJ
107-06-2	1,2-Dichloroethane	ND	0.50	0.13	U
71-55-6	1,1,1-Trichloroethane	ND	2.5	0.70	U
75-27-4	Bromodichloromethane	ND	0.50	0.19	U
10061-02-6	trans-1,3-Dichloropropene	ND	0.50	0.16	U UJ
10061-01-5	cis-1,3-Dichloropropene	ND	0.50	0.14	U
75-25-2	Bromoform	ND	2.0	0.65	U
79-34-5	1,1,2,2-Tetrachloroethane	ND	0.50	0.17	U UJ
71-43-2	Benzene	ND	0.50	0.16	U
108-88-3	Toluene	ND	2.5	0.70	U
100-41-4	Ethylbenzene	ND	2.5	0.70	U
74-87-3	Chloromethane	ND	2.5	0.70	U
74-83-9	Bromomethane	ND	2.5	0.70	U
75-01-4	Vinyl chloride	ND	1.0	0.07	U
75-00-3	Chloroethane	ND	2.5	0.70	U
75-35-4	1,1-Dichloroethene	ND	0.50	0.17	U

MKP 5/20/2025



Results Summary

Form 1

Volatile Organics by GC/MS

Client : C&S Companies
 Project Name : CONVENTUS PRR
 Lab ID : L2525831-04
 Client ID : BCP MW-7
 Sample Location : BUFFALO, NY
 Sample Matrix : WATER
 Analytical Method : 1,8260D
 Lab File ID : V22250508A15
 Sample Amount : 10 ml
 Level : LOW
 Extract Volume (MeOH) : N/A

Lab Number : L2525831
 Project Number : U86
 Date Collected : 04/25/25 13:00
 Date Received : 04/25/25
 Date Analyzed : 05/08/25 13:25
 Dilution Factor : 1
 Analyst : MJV
 Instrument ID : VOA122
 GC Column : RTX-502.2
 %Solids : N/A
 Injection Volume : N/A

CAS NO.	Parameter	ug/L			Qualifier
		Results	RL	MDL	
156-60-5	trans-1,2-Dichloroethene	ND	2.5	0.70	U
79-01-6	Trichloroethene	ND	0.50	0.18	U
95-50-1	1,2-Dichlorobenzene	ND	2.5	0.70	U
541-73-1	1,3-Dichlorobenzene	ND	2.5	0.70	U
106-46-7	1,4-Dichlorobenzene	ND	2.5	0.70	U
1634-04-4	Methyl tert butyl ether	ND	2.5	0.17	U
179601-23-1	p/m-Xylene	ND	2.5	0.70	U
95-47-6	o-Xylene	ND	2.5	0.70	U
156-59-2	cis-1,2-Dichloroethene	ND	2.5	0.70	U
100-42-5	Styrene	ND	2.5	0.70	U
75-71-8	Dichlorodifluoromethane	ND	5.0	1.0	U
67-64-1	Acetone	3.2	5.0	1.5	J
75-15-0	Carbon disulfide	ND	5.0	1.0	U
78-93-3	2-Butanone	ND	5.0	1.9	U UJ
108-10-1	4-Methyl-2-pentanone	ND	5.0	1.0	U UJ
591-78-6	2-Hexanone	ND	5.0	1.0	U UJ
106-93-4	1,2-Dibromoethane	ND	2.0	0.65	U
104-51-8	n-Butylbenzene	ND	2.5	0.70	U
135-98-8	sec-Butylbenzene	ND	2.5	0.70	U
98-06-6	tert-Butylbenzene	ND	2.5	0.70	U
96-12-8	1,2-Dibromo-3-chloropropane	ND	2.5	0.70	U
98-82-8	Isopropylbenzene	ND	2.5	0.70	U
99-87-6	p-Isopropyltoluene	ND	2.5	0.70	U
91-20-3	Naphthalene	ND	2.5	0.70	U
103-65-1	n-Propylbenzene	ND	2.5	0.70	U

MKP 5/20/2025



Results Summary
Form 1
Volatile Organics by GC/MS

Client : C&S Companies
 Project Name : CONVENTUS PRR
 Lab ID : L2525831-04
 Client ID : BCP MW-7
 Sample Location : BUFFALO, NY
 Sample Matrix : WATER
 Analytical Method : 1,8260D
 Lab File ID : V22250508A15
 Sample Amount : 10 ml
 Level : LOW
 Extract Volume (MeOH) : N/A

Lab Number : L2525831
 Project Number : U86
 Date Collected : 04/25/25 13:00
 Date Received : 04/25/25
 Date Analyzed : 05/08/25 13:25
 Dilution Factor : 1
 Analyst : MJV
 Instrument ID : VOA122
 GC Column : RTX-502.2
 %Solids : N/A
 Injection Volume : N/A

CAS NO.	Parameter	ug/L			Qualifier
		Results	RL	MDL	
120-82-1	1,2,4-Trichlorobenzene	ND	2.5	0.70	U
108-67-8	1,3,5-Trimethylbenzene	ND	2.5	0.70	U
95-63-6	1,2,4-Trimethylbenzene	ND	2.5	0.70	U
79-20-9	Methyl Acetate	ND	2.0	0.23	U
110-82-7	Cyclohexane	ND	10	0.27	U
76-13-1	Freon-113	ND	2.5	0.70	U
108-87-2	Methyl cyclohexane	ND	10	0.40	U



Results Summary

Form 1

Volatile Organics by GC/MS

Client : C&S Companies
 Project Name : CONVENTUS PRR
 Lab ID : L2525831-05D
 Client ID : BCP MW-5
 Sample Location : BUFFALO, NY
 Sample Matrix : WATER
 Analytical Method : 1,8260D
 Lab File ID : V22250508A16
 Sample Amount : 1 ml
 Level : LOW
 Extract Volume (MeOH) : N/A

Lab Number : L2525831
 Project Number : U86
 Date Collected : 04/25/25 14:05
 Date Received : 04/25/25
 Date Analyzed : 05/08/25 13:49
 Dilution Factor : 10
 Analyst : MJV
 Instrument ID : VOA122
 GC Column : RTX-502.2
 %Solids : N/A
 Injection Volume : N/A

CAS NO.	Parameter	ug/L			Qualifier
		Results	RL	MDL	
75-09-2	Methylene chloride	ND	25	7.0	U
75-34-3	1,1-Dichloroethane	ND	25	7.0	U
67-66-3	Chloroform	ND	25	7.0	U
56-23-5	Carbon tetrachloride	ND	5.0	1.3	U UJ
78-87-5	1,2-Dichloropropane	ND	10	1.4	U
124-48-1	Dibromochloromethane	ND	5.0	1.5	U
79-00-5	1,1,2-Trichloroethane	ND	15	5.0	U
127-18-4	Tetrachloroethene	ND	5.0	1.8	U
108-90-7	Chlorobenzene	ND	25	7.0	U
75-69-4	Trichlorofluoromethane	ND	25	7.0	U UJ
107-06-2	1,2-Dichloroethane	ND	5.0	1.3	U
71-55-6	1,1,1-Trichloroethane	ND	25	7.0	U
75-27-4	Bromodichloromethane	ND	5.0	1.9	U
10061-02-6	trans-1,3-Dichloropropene	ND	5.0	1.6	U UJ
10061-01-5	cis-1,3-Dichloropropene	ND	5.0	1.4	U
75-25-2	Bromoform	ND	20	6.5	U
79-34-5	1,1,2,2-Tetrachloroethane	ND	5.0	1.7	U UJ
71-43-2	Benzene	ND	5.0	1.6	U
108-88-3	Toluene	28	25	7.0	
100-41-4	Ethylbenzene	700	25	7.0	
74-87-3	Chloromethane	ND	25	7.0	U
74-83-9	Bromomethane	ND	25	7.0	U
75-01-4	Vinyl chloride	ND	10	0.71	U
75-00-3	Chloroethane	ND	25	7.0	U
75-35-4	1,1-Dichloroethene	ND	5.0	1.7	U

MKP 5/20/2025



Results Summary

Form 1

Volatile Organics by GC/MS

Client : C&S Companies
 Project Name : CONVENTUS PRR
 Lab ID : L2525831-05D
 Client ID : BCP MW-5
 Sample Location : BUFFALO, NY
 Sample Matrix : WATER
 Analytical Method : 1,8260D
 Lab File ID : V22250508A16
 Sample Amount : 1 ml
 Level : LOW
 Extract Volume (MeOH) : N/A

Lab Number : L2525831
 Project Number : U86
 Date Collected : 04/25/25 14:05
 Date Received : 04/25/25
 Date Analyzed : 05/08/25 13:49
 Dilution Factor : 10
 Analyst : MJV
 Instrument ID : VOA122
 GC Column : RTX-502.2
 %Solids : N/A
 Injection Volume : N/A

CAS NO.	Parameter	ug/L			Qualifier
		Results	RL	MDL	
156-60-5	trans-1,2-Dichloroethene	ND	25	7.0	U
79-01-6	Trichloroethene	ND	5.0	1.8	U
95-50-1	1,2-Dichlorobenzene	ND	25	7.0	U
541-73-1	1,3-Dichlorobenzene	ND	25	7.0	U
106-46-7	1,4-Dichlorobenzene	ND	25	7.0	U
1634-04-4	Methyl tert butyl ether	ND	25	1.7	U
179601-23-1	p/m-Xylene	73	25	7.0	
95-47-6	o-Xylene	33	25	7.0	
156-59-2	cis-1,2-Dichloroethene	ND	25	7.0	U
100-42-5	Styrene	ND	25	7.0	U
75-71-8	Dichlorodifluoromethane	ND	50	10.	U
67-64-1	Acetone	ND	50	15.	U
75-15-0	Carbon disulfide	ND	50	10.	U
78-93-3	2-Butanone	47	50	19.	J J
108-10-1	4-Methyl-2-pentanone	26	50	10.	J J
591-78-6	2-Hexanone	23	50	10.	J J
106-93-4	1,2-Dibromoethane	ND	20	6.5	U
104-51-8	n-Butylbenzene	ND	25	7.0	U
135-98-8	sec-Butylbenzene	ND	25	7.0	U
98-06-6	tert-Butylbenzene	ND	25	7.0	U
96-12-8	1,2-Dibromo-3-chloropropane	ND	25	7.0	U
98-82-8	Isopropylbenzene	10	25	7.0	J
99-87-6	p-Isopropyltoluene	ND	25	7.0	U
91-20-3	Naphthalene	73	25	7.0	
103-65-1	n-Propylbenzene	42	25	7.0	

Results Summary
Form 1
Volatile Organics by GC/MS

Client : C&S Companies
 Project Name : CONVENTUS PRR
 Lab ID : L2525831-05D
 Client ID : BCP MW-5
 Sample Location : BUFFALO, NY
 Sample Matrix : WATER
 Analytical Method : 1,8260D
 Lab File ID : V22250508A16
 Sample Amount : 1 ml
 Level : LOW
 Extract Volume (MeOH) : N/A

Lab Number : L2525831
 Project Number : U86
 Date Collected : 04/25/25 14:05
 Date Received : 04/25/25
 Date Analyzed : 05/08/25 13:49
 Dilution Factor : 10
 Analyst : MJV
 Instrument ID : VOA122
 GC Column : RTX-502.2
 %Solids : N/A
 Injection Volume : N/A

CAS NO.	Parameter	ug/L			Qualifier
		Results	RL	MDL	
120-82-1	1,2,4-Trichlorobenzene	ND	25	7.0	U
108-67-8	1,3,5-Trimethylbenzene	11	25	7.0	J
95-63-6	1,2,4-Trimethylbenzene	880	25	7.0	
79-20-9	Methyl Acetate	ND	20	2.3	U
110-82-7	Cyclohexane	85	100	2.7	J
76-13-1	Freon-113	ND	25	7.0	U
108-87-2	Methyl cyclohexane	32	100	4.0	J



Results Summary

Form 1

Volatile Organics by GC/MS

Client : C&S Companies
 Project Name : CONVENTUS PRR
 Lab ID : L2525831-06D
 Client ID : BCP MW-3
 Sample Location : BUFFALO, NY
 Sample Matrix : WATER
 Analytical Method : 1,8260D
 Lab File ID : V22250508A17
 Sample Amount : 2 ml
 Level : LOW
 Extract Volume (MeOH) : N/A

Lab Number : L2525831
 Project Number : U86
 Date Collected : 04/25/25 15:10
 Date Received : 04/25/25
 Date Analyzed : 05/08/25 14:13
 Dilution Factor : 5
 Analyst : MJV
 Instrument ID : VOA122
 GC Column : RTX-502.2
 %Solids : N/A
 Injection Volume : N/A

CAS NO.	Parameter	ug/L			Qualifier
		Results	RL	MDL	
75-09-2	Methylene chloride	ND	12	3.5	U
75-34-3	1,1-Dichloroethane	ND	12	3.5	U
67-66-3	Chloroform	ND	12	3.5	U
56-23-5	Carbon tetrachloride	ND	2.5	0.67	U UJ
78-87-5	1,2-Dichloropropane	ND	5.0	0.68	U
124-48-1	Dibromochloromethane	ND	2.5	0.74	U
79-00-5	1,1,2-Trichloroethane	ND	7.5	2.5	U
127-18-4	Tetrachloroethene	ND	2.5	0.90	U
108-90-7	Chlorobenzene	ND	12	3.5	U
75-69-4	Trichlorofluoromethane	ND	12	3.5	U UJ
107-06-2	1,2-Dichloroethane	ND	2.5	0.66	U
71-55-6	1,1,1-Trichloroethane	ND	12	3.5	U
75-27-4	Bromodichloromethane	ND	2.5	0.96	U
10061-02-6	trans-1,3-Dichloropropene	ND	2.5	0.82	U UJ
10061-01-5	cis-1,3-Dichloropropene	ND	2.5	0.72	U
75-25-2	Bromoform	ND	10	3.2	U
79-34-5	1,1,2,2-Tetrachloroethane	ND	2.5	0.84	U UJ
71-43-2	Benzene	ND	2.5	0.80	U
108-88-3	Toluene	7.7	12	3.5	J
100-41-4	Ethylbenzene	290	12	3.5	
74-87-3	Chloromethane	ND	12	3.5	U
74-83-9	Bromomethane	ND	12	3.5	U
75-01-4	Vinyl chloride	ND	5.0	0.36	U
75-00-3	Chloroethane	ND	12	3.5	U
75-35-4	1,1-Dichloroethene	ND	2.5	0.84	U

MKP 5/20/2025



Results Summary

Form 1

Volatile Organics by GC/MS

Client : C&S Companies
 Project Name : CONVENTUS PRR
 Lab ID : L2525831-06D
 Client ID : BCP MW-3
 Sample Location : BUFFALO, NY
 Sample Matrix : WATER
 Analytical Method : 1,8260D
 Lab File ID : V22250508A17
 Sample Amount : 2 ml
 Level : LOW
 Extract Volume (MeOH) : N/A

Lab Number : L2525831
 Project Number : U86
 Date Collected : 04/25/25 15:10
 Date Received : 04/25/25
 Date Analyzed : 05/08/25 14:13
 Dilution Factor : 5
 Analyst : MJV
 Instrument ID : VOA122
 GC Column : RTX-502.2
 %Solids : N/A
 Injection Volume : N/A

CAS NO.	Parameter	ug/L			Qualifier
		Results	RL	MDL	
156-60-5	trans-1,2-Dichloroethene	ND	12	3.5	U
79-01-6	Trichloroethene	ND	2.5	0.88	U
95-50-1	1,2-Dichlorobenzene	ND	12	3.5	U
541-73-1	1,3-Dichlorobenzene	ND	12	3.5	U
106-46-7	1,4-Dichlorobenzene	ND	12	3.5	U
1634-04-4	Methyl tert butyl ether	ND	12	0.83	U
179601-23-1	p/m-Xylene	370	12	3.5	
95-47-6	o-Xylene	20	12	3.5	
156-59-2	cis-1,2-Dichloroethene	ND	12	3.5	U
100-42-5	Styrene	ND	12	3.5	U
75-71-8	Dichlorodifluoromethane	ND	25	5.0	U
67-64-1	Acetone	ND	25	7.3	U
75-15-0	Carbon disulfide	ND	25	5.0	U
78-93-3	2-Butanone	ND	25	9.7	U UJ
108-10-1	4-Methyl-2-pentanone	ND	25	5.0	U UJ
591-78-6	2-Hexanone	ND	25	5.0	U UJ
106-93-4	1,2-Dibromoethane	ND	10	3.2	U
104-51-8	n-Butylbenzene	ND	12	3.5	U
135-98-8	sec-Butylbenzene	ND	12	3.5	U
98-06-6	tert-Butylbenzene	ND	12	3.5	U
96-12-8	1,2-Dibromo-3-chloropropane	ND	12	3.5	U
98-82-8	Isopropylbenzene	ND	12	3.5	U
99-87-6	p-Isopropyltoluene	ND	12	3.5	U
91-20-3	Naphthalene	150	12	3.5	
103-65-1	n-Propylbenzene	13	12	3.5	

MKP 5/20/2025



Results Summary
Form 1
Volatile Organics by GC/MS

Client : C&S Companies
 Project Name : CONVENTUS PRR
 Lab ID : L2525831-06D
 Client ID : BCP MW-3
 Sample Location : BUFFALO, NY
 Sample Matrix : WATER
 Analytical Method : 1,8260D
 Lab File ID : V22250508A17
 Sample Amount : 2 ml
 Level : LOW
 Extract Volume (MeOH) : N/A

Lab Number : L2525831
 Project Number : U86
 Date Collected : 04/25/25 15:10
 Date Received : 04/25/25
 Date Analyzed : 05/08/25 14:13
 Dilution Factor : 5
 Analyst : MJV
 Instrument ID : VOA122
 GC Column : RTX-502.2
 %Solids : N/A
 Injection Volume : N/A

CAS NO.	Parameter	ug/L			Qualifier
		Results	RL	MDL	
120-82-1	1,2,4-Trichlorobenzene	ND	12	3.5	U
108-67-8	1,3,5-Trimethylbenzene	7.2	12	3.5	J
95-63-6	1,2,4-Trimethylbenzene	510	12	3.5	
79-20-9	Methyl Acetate	ND	10	1.2	U
110-82-7	Cyclohexane	61	50	1.4	
76-13-1	Freon-113	ND	12	3.5	U
108-87-2	Methyl cyclohexane	24	50	2.0	J



Results Summary

Form 1

Volatile Organics by GC/MS

Client : C&S Companies
 Project Name : CONVENTUS PRR
 Lab ID : L2525831-07D
 Client ID : BCP MW-4
 Sample Location : BUFFALO, NY
 Sample Matrix : WATER
 Analytical Method : 1,8260D
 Lab File ID : V22250508A18
 Sample Amount : 5 ml
 Level : LOW
 Extract Volume (MeOH) : N/A

Lab Number : L2525831
 Project Number : U86
 Date Collected : 04/25/25 16:00
 Date Received : 04/25/25
 Date Analyzed : 05/08/25 14:38
 Dilution Factor : 2
 Analyst : MJV
 Instrument ID : VOA122
 GC Column : RTX-502.2
 %Solids : N/A
 Injection Volume : N/A

CAS NO.	Parameter	ug/L			Qualifier
		Results	RL	MDL	
75-09-2	Methylene chloride	ND	5.0	1.4	U
75-34-3	1,1-Dichloroethane	ND	5.0	1.4	U
67-66-3	Chloroform	ND	5.0	1.4	U
56-23-5	Carbon tetrachloride	ND	1.0	0.27	U UJ
78-87-5	1,2-Dichloropropane	ND	2.0	0.27	U
124-48-1	Dibromochloromethane	ND	1.0	0.30	U
79-00-5	1,1,2-Trichloroethane	ND	3.0	1.0	U
127-18-4	Tetrachloroethene	ND	1.0	0.36	U
108-90-7	Chlorobenzene	ND	5.0	1.4	U
75-69-4	Trichlorofluoromethane	ND	5.0	1.4	U UJ
107-06-2	1,2-Dichloroethane	ND	1.0	0.26	U
71-55-6	1,1,1-Trichloroethane	ND	5.0	1.4	U
75-27-4	Bromodichloromethane	ND	1.0	0.38	U
10061-02-6	trans-1,3-Dichloropropene	ND	1.0	0.33	U UJ
10061-01-5	cis-1,3-Dichloropropene	ND	1.0	0.29	U
75-25-2	Bromoform	ND	4.0	1.3	U
79-34-5	1,1,2,2-Tetrachloroethane	ND	1.0	0.33	U UJ
71-43-2	Benzene	2.3	1.0	0.32	
108-88-3	Toluene	5.0	5.0	1.4	
100-41-4	Ethylbenzene	160	5.0	1.4	
74-87-3	Chloromethane	ND	5.0	1.4	U
74-83-9	Bromomethane	ND	5.0	1.4	U
75-01-4	Vinyl chloride	ND	2.0	0.14	U
75-00-3	Chloroethane	ND	5.0	1.4	U
75-35-4	1,1-Dichloroethene	ND	1.0	0.34	U

MKP 5/20/2025



Results Summary

Form 1

Volatile Organics by GC/MS

Client : C&S Companies
 Project Name : CONVENTUS PRR
 Lab ID : L2525831-07D
 Client ID : BCP MW-4
 Sample Location : BUFFALO, NY
 Sample Matrix : WATER
 Analytical Method : 1,8260D
 Lab File ID : V22250508A18
 Sample Amount : 5 ml
 Level : LOW
 Extract Volume (MeOH) : N/A

Lab Number : L2525831
 Project Number : U86
 Date Collected : 04/25/25 16:00
 Date Received : 04/25/25
 Date Analyzed : 05/08/25 14:38
 Dilution Factor : 2
 Analyst : MJV
 Instrument ID : VOA122
 GC Column : RTX-502.2
 %Solids : N/A
 Injection Volume : N/A

CAS NO.	Parameter	ug/L			Qualifier
		Results	RL	MDL	
156-60-5	trans-1,2-Dichloroethene	ND	5.0	1.4	U
79-01-6	Trichloroethene	ND	1.0	0.35	U
95-50-1	1,2-Dichlorobenzene	ND	5.0	1.4	U
541-73-1	1,3-Dichlorobenzene	ND	5.0	1.4	U
106-46-7	1,4-Dichlorobenzene	ND	5.0	1.4	U
1634-04-4	Methyl tert butyl ether	ND	5.0	0.33	U
179601-23-1	p/m-Xylene	5.1	5.0	1.4	
95-47-6	o-Xylene	ND	5.0	1.4	U
156-59-2	cis-1,2-Dichloroethene	ND	5.0	1.4	U
100-42-5	Styrene	ND	5.0	1.4	U
75-71-8	Dichlorodifluoromethane	ND	10	2.0	U
67-64-1	Acetone	ND	10	2.9	U
75-15-0	Carbon disulfide	ND	10	2.0	U
78-93-3	2-Butanone	ND	10	3.9	U UJ
108-10-1	4-Methyl-2-pentanone	ND	10	2.0	U UJ
591-78-6	2-Hexanone	ND	10	2.0	U UJ
106-93-4	1,2-Dibromoethane	ND	4.0	1.3	U
104-51-8	n-Butylbenzene	1.8	5.0	1.4	J
135-98-8	sec-Butylbenzene	ND	5.0	1.4	U
98-06-6	tert-Butylbenzene	ND	5.0	1.4	U
96-12-8	1,2-Dibromo-3-chloropropane	ND	5.0	1.4	U
98-82-8	Isopropylbenzene	8.6	5.0	1.4	
99-87-6	p-Isopropyltoluene	ND	5.0	1.4	U
91-20-3	Naphthalene	38	5.0	1.4	
103-65-1	n-Propylbenzene	37	5.0	1.4	

MKP 5/20/2025



Results Summary
Form 1
Volatile Organics by GC/MS

Client : C&S Companies
 Project Name : CONVENTUS PRR
 Lab ID : L2525831-07D
 Client ID : BCP MW-4
 Sample Location : BUFFALO, NY
 Sample Matrix : WATER
 Analytical Method : 1,8260D
 Lab File ID : V22250508A18
 Sample Amount : 5 ml
 Level : LOW
 Extract Volume (MeOH) : N/A

Lab Number : L2525831
 Project Number : U86
 Date Collected : 04/25/25 16:00
 Date Received : 04/25/25
 Date Analyzed : 05/08/25 14:38
 Dilution Factor : 2
 Analyst : MJV
 Instrument ID : VOA122
 GC Column : RTX-502.2
 %Solids : N/A
 Injection Volume : N/A

CAS NO.	Parameter	ug/L			Qualifier
		Results	RL	MDL	
120-82-1	1,2,4-Trichlorobenzene	ND	5.0	1.4	U
108-67-8	1,3,5-Trimethylbenzene	ND	5.0	1.4	U
95-63-6	1,2,4-Trimethylbenzene	130	5.0	1.4	
79-20-9	Methyl Acetate	ND	4.0	0.47	U
110-82-7	Cyclohexane	20	20	0.54	
76-13-1	Freon-113	ND	5.0	1.4	U
108-87-2	Methyl cyclohexane	6.5	20	0.79	J



Appendix B

*Laboratory
QC
Documentation*

Results Summary

Form 1

Volatile Organics by GC/MS

Client : C&S Companies
 Project Name : CONVENTUS PRR
 Lab ID : WG2064186-5
 Client ID : WG2064186-5BLANK
 Sample Location :
 Sample Matrix : WATER
 Analytical Method : 1,8260D
 Lab File ID : V01250508A05
 Sample Amount : 10 ml
 Level : LOW
 Extract Volume (MeOH) : N/A

Lab Number : L2525831
 Project Number : U86
 Date Collected : NA
 Date Received : NA
 Date Analyzed : 05/08/25 09:30
 Dilution Factor : 1
 Analyst : MJV
 Instrument ID : VOA101
 GC Column : RTX-502.2
 %Solids : N/A
 Injection Volume : N/A

CAS NO.	Parameter	ug/L			Qualifier
		Results	RL	MDL	
75-09-2	Methylene chloride	ND	2.5	0.70	U
75-34-3	1,1-Dichloroethane	ND	2.5	0.70	U
67-66-3	Chloroform	ND	2.5	0.70	U
56-23-5	Carbon tetrachloride	ND	0.50	0.13	U
78-87-5	1,2-Dichloropropane	ND	1.0	0.14	U
124-48-1	Dibromochloromethane	ND	0.50	0.15	U
79-00-5	1,1,2-Trichloroethane	ND	1.5	0.50	U
127-18-4	Tetrachloroethene	ND	0.50	0.18	U
108-90-7	Chlorobenzene	ND	2.5	0.70	U
75-69-4	Trichlorofluoromethane	ND	2.5	0.70	U
107-06-2	1,2-Dichloroethane	ND	0.50	0.13	U
71-55-6	1,1,1-Trichloroethane	ND	2.5	0.70	U
75-27-4	Bromodichloromethane	ND	0.50	0.19	U
10061-02-6	trans-1,3-Dichloropropene	ND	0.50	0.16	U
10061-01-5	cis-1,3-Dichloropropene	ND	0.50	0.14	U
75-25-2	Bromoform	ND	2.0	0.65	U
79-34-5	1,1,1,2-Tetrachloroethane	ND	0.50	0.17	U
71-43-2	Benzene	ND	0.50	0.16	U
108-88-3	Toluene	ND	2.5	0.70	U
100-41-4	Ethylbenzene	ND	2.5	0.70	U
74-87-3	Chloromethane	ND	2.5	0.70	U
74-83-9	Bromomethane	1.3	2.5	0.70	J
75-01-4	Vinyl chloride	ND	1.0	0.07	U
75-00-3	Chloroethane	ND	2.5	0.70	U
75-35-4	1,1-Dichloroethene	ND	0.50	0.17	U



Results Summary

Form 1

Volatile Organics by GC/MS

Client : C&S Companies
 Project Name : CONVENTUS PRR
 Lab ID : WG2064186-5
 Client ID : WG2064186-5BLANK
 Sample Location :
 Sample Matrix : WATER
 Analytical Method : 1,8260D
 Lab File ID : V01250508A05
 Sample Amount : 10 ml
 Level : LOW
 Extract Volume (MeOH) : N/A

Lab Number : L2525831
 Project Number : U86
 Date Collected : NA
 Date Received : NA
 Date Analyzed : 05/08/25 09:30
 Dilution Factor : 1
 Analyst : MJV
 Instrument ID : VOA101
 GC Column : RTX-502.2
 %Solids : N/A
 Injection Volume : N/A

CAS NO.	Parameter	ug/L			Qualifier
		Results	RL	MDL	
156-60-5	trans-1,2-Dichloroethene	ND	2.5	0.70	U
79-01-6	Trichloroethene	ND	0.50	0.18	U
95-50-1	1,2-Dichlorobenzene	ND	2.5	0.70	U
541-73-1	1,3-Dichlorobenzene	ND	2.5	0.70	U
106-46-7	1,4-Dichlorobenzene	ND	2.5	0.70	U
1634-04-4	Methyl tert butyl ether	ND	2.5	0.17	U
179601-23-1	p/m-Xylene	ND	2.5	0.70	U
95-47-6	o-Xylene	ND	2.5	0.70	U
156-59-2	cis-1,2-Dichloroethene	ND	2.5	0.70	U
100-42-5	Styrene	ND	2.5	0.70	U
75-71-8	Dichlorodifluoromethane	ND	5.0	1.0	U
67-64-1	Acetone	1.6	5.0	1.5	J
75-15-0	Carbon disulfide	ND	5.0	1.0	U
78-93-3	2-Butanone	ND	5.0	1.9	U
108-10-1	4-Methyl-2-pentanone	ND	5.0	1.0	U
591-78-6	2-Hexanone	ND	5.0	1.0	U
106-93-4	1,2-Dibromoethane	ND	2.0	0.65	U
104-51-8	n-Butylbenzene	ND	2.5	0.70	U
135-98-8	sec-Butylbenzene	ND	2.5	0.70	U
98-06-6	tert-Butylbenzene	ND	2.5	0.70	U
96-12-8	1,2-Dibromo-3-chloropropane	ND	2.5	0.70	U
98-82-8	Isopropylbenzene	ND	2.5	0.70	U
99-87-6	p-Isopropyltoluene	ND	2.5	0.70	U
91-20-3	Naphthalene	ND	2.5	0.70	U
103-65-1	n-Propylbenzene	ND	2.5	0.70	U



Initial Calibration Summary

Form 6

Volatiles

Client : C&S Companies
Project Name : CONVENTUS PRR
Instrument ID : VOA122
Calibration dates : 04/05/25 16:58 04/06/25 11:37

Lab Number : L2525831
Project Number : U86
Ical Ref : ICAL22177

Calibration Files

L11 =V22250406A02.D L1 =V22250405A05.D L2 =V22250405A07.D L3 =V22250405A09.D L4 =V22250405A10.D
 L6 =V22250405A11.D L8 =V22250405A12.D L10 =V22250405A13.D

Compound	L11	L1	L2	L3	L4	L6	L8	L10	Avg	%RSD
1) I Fluorobenzene	-----ISTD-----									
2) TP Dichlorodifluo		0.127	0.171	0.175	0.174	0.170	0.168	0.160	0.164	10.42
3) TP Chloromethane		0.220	0.255	0.254	0.238	0.223	0.213	0.198	0.229	9.32
4) TP Vinyl chloride	0.225	0.175	0.204	0.208	0.198	0.194	0.195	0.191	0.199	7.27
5) TP Bromomethane		0.052	0.056	0.055	0.053	0.064	0.074	0.081	0.062	18.29
6) TP Chloroethane		0.101	0.116	0.116	0.105	0.099	0.094	0.085	0.102	11.07
7) TP Trichlorofluor		0.158	0.206	0.201	0.195	0.193	0.192	0.188	0.190	8.13
8) TP Ethyl ether		0.058	0.060	0.061	0.059	0.057	0.060	0.061	0.060	2.73
10) TP 1,1-Dichloroet		0.097	0.115	0.125	0.119	0.115	0.117	0.117	0.115	7.39
11) TP Carbon disulfide		0.402	0.444	0.439	0.408	0.401	0.403	0.401	0.414	4.57
12) TP Freon-113		0.102	0.124	0.128	0.120	0.118	0.121	0.123	0.119	7.08
13) TP Iodomethane									0.000#	-1.00
14) TP Acrolein		0.013	0.017	0.018	0.019	0.018	0.019	0.019	0.017	12.53
15) TP Methylene chlo		0.147	0.156	0.146	0.136	0.132	0.133	0.132	0.140	6.61
17) TP Acetone			0.037	0.030	0.028	0.026	0.026	0.026	0.029	14.56
18) TP trans-1,2-Dich		0.118	0.141	0.140	0.133	0.129	0.130	0.130	0.132	5.91
19) TP Methyl acetate		0.087	0.084	0.075	0.074	0.069	0.071	0.072	0.076	9.03
21) TP Methyl tert butyl ether		0.190	0.228	0.254	0.255	0.257	0.274	0.280	0.248	12.29
22) TP tert-Butyl alc		0.005	0.005	0.006	0.006	0.006	0.006	0.007	0.006#	10.45
24) TP Diisopropyl ether		0.400	0.456	0.511	0.520	0.521	0.518	0.511	0.491	9.39
25) TP 1,1-Dichloroet		0.266	0.314	0.307	0.294	0.286	0.282	0.276	0.289#	5.80
26) TP Halothane		0.093	0.100	0.102	0.096	0.095	0.099	0.099	0.098	3.03
27) TP Acrylonitrile		0.027	0.034	0.036	0.036	0.034	0.034	0.035	0.034	9.27
28) TP Ethyl tert-but		0.253	0.287	0.341	0.360	0.370	0.387	0.391	0.341	15.34
29) TP Vinyl acetate			0.229	0.257	0.273	0.277	0.286	0.285	0.268	8.12
30) TP cis-1,2-Dichlo		0.125	0.151	0.151	0.142	0.139	0.139	0.138	0.141#	6.28
31) TP 2,2-Dichloropr		0.166	0.196	0.196	0.187	0.187	0.188	0.187	0.187	5.29
32) TP Bromochloromet		0.067	0.064	0.067	0.063	0.060	0.058	0.057	0.062#	5.96
33) TP Cyclohexane		0.191	0.282	0.325	0.327	0.325	0.324	0.319	0.299	16.80
34) TP Chloroform		0.239	0.263	0.244	0.234	0.230	0.236	0.235	0.240#	4.49
35) TP Ethyl acetate			0.081	0.092	0.095	0.093	0.097	0.098	0.093	6.38
36) TP Carbon tetrachloride	0.183	0.137	0.181	0.187	0.183	0.183	0.187	0.185	0.178	9.46
37) TP Tetrahydrofuran			0.029	0.033	0.030	0.029	0.030	0.030	0.030	5.31
38) S Dibromofluoromethane	0.285	0.299	0.297	0.283	0.265	0.258	0.256	0.257	0.275	6.62
39) TP 1,1,1-Trichlor		0.156	0.209	0.211	0.204	0.204	0.201	0.202	0.198	9.50
41) TP 2-Butanone			0.040	0.037	0.043	0.038	0.042	0.042	0.040	3.90



Initial Calibration Summary

Form 6

Volatiles

Client : C&S Companies
Project Name : CONVENTUS PRR
Instrument ID : VOA101
Calibration dates : 05/03/25 06:07 05/03/25 10:26

Lab Number : L2525831
Project Number : U86
Ical Ref : ICAL22247

Calibration Files

L11 =V01250503B03.D L1 =V01250503B05.D L2 =V01250503B08.D L3 =V01250503B09.D L4 =V01250503B10.D
 L6 =V01250503B11.D L8 =V01250503B12.D L10 =V01250503B13.D

Compound	L11	L1	L2	L3	L4	L6	L8	L10	Avg	%RSD
1) I Fluorobenzene	-----ISTD-----									
2) TP Dichlorodifluo		0.198	0.320	0.320	0.347	0.338	0.323	0.292	0.305	16.48
3) TP Chloromethane		0.141	0.174	0.163	0.194	0.196	0.200	0.201	0.181	12.63
4) TP Vinyl chloride	0.220	0.174	0.261	0.259	0.294	0.306	0.302	0.282	0.262	17.31
5) TP Bromomethane		0.051	0.051	0.061	0.084	0.124	0.143		*Q	0.9988
6) TP Chloroethane		0.126	0.169	0.151	0.155	0.151	0.149	0.137	0.148	9.28
7) TP Trichlorofluor		0.280	0.384	0.369	0.373	0.364	0.353	0.332	0.351	10.10
8) TP Ethyl ether		0.110	0.108	0.106	0.105	0.105	0.104	0.098	0.105	3.64
10) TP 1,1-Dichloroet		0.155	0.227	0.226	0.227	0.223	0.225	0.226	0.215	12.40
11) TP Carbon disulfide		0.583	0.724	0.727	0.744	0.735	0.759	0.760	0.719	8.57
12) TP Freon-113		0.156	0.224	0.241	0.235	0.222	0.226	0.219	0.217	12.96
14) TP Acrolein			0.015	0.018	0.018	0.018	0.019	0.020	0.018	8.10
15) TP Methylene chlo		0.274	0.261	0.245	0.246	0.244	0.245	0.241	0.251	4.82
17) TP Acetone			0.028	0.025	0.025	0.024	0.025	0.025	0.025	5.71
18) TP trans-1,2-Dich		0.188	0.247	0.242	0.249	0.244	0.248	0.240	0.237	9.17
19) TP Methyl acetate		0.062	0.061	0.059	0.060	0.062	0.066	0.065	0.062	4.14
20) TP Methyl tert butyl ether		0.463	0.484	0.489	0.504	0.494	0.501	0.481	0.488	2.88
21) TP tert-Butyl alc		0.004	0.007	0.007	0.007	0.007	0.007	0.007	0.006#	19.45
22) TP Diisopropyl ether		0.448	0.483	0.493	0.499	0.505	0.534	0.535	0.500	6.08
23) TP 1,1-Dichloroet		0.343	0.434	0.418	0.424	0.415	0.426	0.414	0.411	7.46
24) TP Halothane		0.143	0.193	0.185	0.190	0.186	0.188	0.179	0.180	9.57
25) TP Acrylonitrile			0.027	0.033	0.033	0.034	0.036	0.036	0.033	9.19
26) TP Ethyl tert-but		0.458	0.493	0.499	0.517	0.522	0.540	0.526	0.508	5.36
27) TP Vinyl acetate		0.199	0.213	0.230	0.230	0.232	0.250	0.241	0.228	7.46
28) TP cis-1,2-Dichlo		0.226	0.283	0.268	0.269	0.267	0.270	0.260	0.263	6.80
29) TP 2,2-Dichloropr		0.245	0.338	0.320	0.342	0.334	0.337	0.320	0.319	10.71
30) TP Bromochloromet		0.110	0.119	0.117	0.119	0.109	0.104	0.096	0.110	7.95
31) TP Cyclohexane		0.244	0.344	0.355	0.358	0.361	0.384	0.378	0.346	13.60
32) TP Chloroform		0.399	0.448	0.430	0.446	0.430	0.434	0.413	0.429	4.08
33) TP Ethyl acetate			0.084	0.088	0.087	0.090	0.095	0.093	0.090	4.43
34) TP Carbon tetrachloride	0.284	0.236	0.327	0.340	0.350	0.344	0.342	0.329	0.319	12.27
35) TP Tetrahydrofuran			0.027	0.026	0.027	0.026	0.028	0.027	0.027	2.68
36) S Dibromofluoromethane	0.265	0.266	0.265	0.266	0.272	0.262	0.259	0.250	0.263	2.49
37) TP 1,1,1-Trichlor		0.278	0.382	0.380	0.393	0.381	0.382	0.363	0.366	10.79
39) TP 2-Butanone			0.035	0.034	0.034	0.035	0.037	0.035	0.035	4.10
40) TP 1,1-Dichloropr		0.229	0.326	0.329	0.340	0.332	0.338	0.325	0.317	12.36



Calibration Verification Summary

Form 7

Volatiles

Client : C&S Companies
 Project Name : CONVENTUS PRR
 Instrument ID : VOA101
 Lab File ID : V01250508A01
 Sample No : WG2064186-2
 Channel :

Lab Number : L2525831
 Project Number : U86
 Calibration Date : 05/08/25 07:46
 Init. Calib. Date(s) : 05/03/25 05/03/25
 Init. Calib. Times : 06:07 10:26

Compound	Ave. RRF	RRF	Min RRF	%D	Max %D	Area%	Dev(min)
Fluorobenzene	1	1	-	0	20	89	0
Dichlorodifluoromethane	0.305	0.263	-	13.8	20	73	0
Chloromethane	0.181	0.161	-	11	20	88	0
Vinyl chloride	0.262	0.244	-	6.9	20	84	0
Bromomethane	10	7.052	-	29.5*	20	71	0
Chloroethane	0.148	0.142	-	4.1	20	84	0
Trichlorofluoromethane	0.351	0.332	-	5.4	20	80	0
Ethyl ether	0.105	0.107	-	-1.9	20	90	0
1,1-Dichloroethene	0.215	0.193	-	10.2	20	76	0
Carbon disulfide	0.719	0.693	-	3.6	20	85	0
Freon-113	0.217	0.19	-	12.4	20	70	0
Acrolein	0.018	0.013	-	27.8*	20	64	0
Methylene chloride	0.251	0.24	-	4.4	20	87	0
Acetone	0.025	0.029	-	-16	20	106	0
trans-1,2-Dichloroethene	0.237	0.228	-	3.8	20	84	0
Methyl acetate	0.062	0.059	-	4.8	20	90	0
Methyl tert-butyl ether	0.488	0.482	-	1.2	20	88	0
tert-Butyl alcohol	0.00638	0.00759*	-	-19	20	102	0
Diisopropyl ether	0.5	0.453	-	9.4	20	82	0
1,1-Dichloroethane	0.411	0.389	-	5.4	20	83	0
Halothane	0.18	0.173	-	3.9	20	84	0
Acrylonitrile	0.033	0.029	-	12.1	20	79	0
Ethyl tert-butyl ether	0.508	0.473	-	6.9	20	85	0
Vinyl acetate	0.228	0.229	-	-0.4	20	89	0
cis-1,2-Dichloroethene	0.263	0.267	-	-1.5	20	89	0
2,2-Dichloropropane	0.319	0.32	-	-0.3	20	89	0
Bromochloromethane	0.11	0.117	-	-6.4	20	89	0
Cyclohexane	0.346	0.286	-	17.3	20	72	0
Chloroform	0.429	0.416	-	3	20	86	0
Ethyl acetate	0.09	0.081	-	10	20	82	0
Carbon tetrachloride	0.319	0.294	-	7.8	20	77	0
Tetrahydrofuran	0.027	0.026	-	3.7	20	87	-.01
Dibromofluoromethane	0.263	0.268	-	-1.9	20	90	0
1,1,1-Trichloroethane	0.366	0.354	-	3.3	20	83	0
2-Butanone	0.035	0.035	-	0	20	93	0
1,1-Dichloropropene	0.317	0.291	-	8.2	20	79	0
Benzene	0.981	0.943	-	3.9	20	84	0
tert-Amyl methyl ether	0.494	0.477	-	3.4	20	88	0
1,2-Dichloroethane-d4	0.262	0.262	-	0	20	88	0
1,2-Dichloroethane	0.25	0.25	-	0	20	87	0
Methyl cyclohexane	0.436	0.383	-	12.2	20	75	0
Trichloroethene	0.26	0.251	-	3.5	20	85	-.01
Dibromomethane	0.122	0.123	-	-0.8	20	89	0

* Value outside of QC limits.



Calibration Verification Summary

Form 7

Volatiles

Client : C&S Companies
 Project Name : CONVENTUS PRR
 Instrument ID : VOA101
 Lab File ID : V01250508A01
 Sample No : WG2064186-2
 Channel :

Lab Number : L2525831
 Project Number : U86
 Calibration Date : 05/08/25 07:46
 Init. Calib. Date(s) : 05/03/25 05/03/25
 Init. Calib. Times : 06:07 10:26

Compound	Ave. RRF	RRF	Min RRF	%D	Max %D	Area%	Dev(min)
1,2-Dichloropropane	0.229	0.215	-	6.1	20	83	0
Bromodichloromethane	0.316	0.312	-	1.3	20	88	0
1,4-Dioxane	0.00093	0.00123*	-	-32.3*	20	113	0 NT
cis-1,3-Dichloropropene	0.346	0.338	-	2.3	20	86	-.03
Chlorobenzene-d5	1	1	-	0	20	93	0
Toluene-d8	1.375	1.348	-	2	20	90	0
Toluene	0.818	0.762	-	6.8	20	83	0
4-Methyl-2-pentanone	0.049	0.042	-	14.3	20	84	0
Tetrachloroethene	0.331	0.319	-	3.6	20	82	-.02
trans-1,3-Dichloropropene	10	8.568	-	14.3	20	86	-.02
Ethyl methacrylate	0.274	0.238	-	13.1	20	86	0
1,1,2-Trichloroethane	0.197	0.186*	-	5.6	20	85	0
Chlorodibromomethane	0.276	0.257	-	6.9	20	86	0
1,3-Dichloropropane	0.413	0.387	-	6.3	20	87	0
1,2-Dibromoethane	0.214	0.207	-	3.3	20	88	0
2-Hexanone	0.072	0.056	-	22.2*	20	79	0
Chlorobenzene	0.921	0.866	-	6	20	87	0
Ethylbenzene	1.603	1.485	-	7.4	20	84	0
1,1,1,2-Tetrachloroethane	0.308	0.285	-	7.5	20	86	0
p/m Xylene	0.605	0.585	-	3.3	20	86	0
o Xylene	0.584	0.566	-	3.1	20	86	0
Styrene	0.945	0.917	-	3	20	87	0
1,4-Dichlorobenzene-d4	1	1	-	0	20	95	0
Bromoform	0.259	0.234	-	9.7	20	86	0
Isopropylbenzene	3.017	2.682	-	11.1	20	83	0
4-Bromofluorobenzene	0.968	0.935	-	3.4	20	95	0
Bromobenzene	0.655	0.615	-	6.1	20	89	0
n-Propylbenzene	3.525	3.19	-	9.5	20	84	0
1,4-Dichlorobutane	0.561	0.491	-	12.5	20	86	0
1,1,2,2-Tetrachloroethane	0.471	0.461	-	2.1	20	91	0
4-Ethyltoluene	2.891	2.671	-	7.6	20	86	0
2-Chlorotoluene	2.083	1.863	-	10.6	20	86	0
1,3,5-Trimethylbenzene	2.395	2.2	-	8.1	20	86	0
1,2,3-Trichloropropane	0.383	0.317	-	17.2	20	79	0
trans-1,4-Dichloro-2-buten	0.086	0.046	-	46.5*	20	57	.01 NT
4-Chlorotoluene	2.105	1.936	-	8	20	88	0
tert-Butylbenzene	2.007	1.846	-	8	20	85	0
1,2,4-Trimethylbenzene	2.31	2.156	-	6.7	20	88	0
sec-Butylbenzene	2.969	2.681	-	9.7	20	85	0
p-Isopropyltoluene	2.426	2.248	-	7.3	20	86	0
1,3-Dichlorobenzene	1.253	1.203	-	4	20	91	0
1,4-Dichlorobenzene	1.292	1.196	-	7.4	20	90	0
p-Diethylbenzene	1.372	1.276	-	7	20	87	0

* Value outside of QC limits.



Calibration Verification Summary

Form 7

Volatiles

Client : C&S Companies
 Project Name : CONVENTUS PRR
 Instrument ID : VOA122
 Lab File ID : V22250508A02
 Sample No : WG2065078-2
 Channel :

Lab Number : L2525831
 Project Number : U86
 Calibration Date : 05/08/25 08:08
 Init. Calib. Date(s) : 04/05/25 04/06/25
 Init. Calib. Times : 16:58 11:37

Compound	Ave. RRF	RRF	Min RRF	%D	Max %D	Area%	Dev(min)
Fluorobenzene	1	1	-	0	20	74	0
Dichlorodifluoromethane	0.164	0.17	-	-3.7	20	72	0
Chloromethane	0.229	0.191	-	16.6	20	56	0
Vinyl chloride	0.199	0.169	-	15.1	20	60	0
Bromomethane	0.062	0.066	-	-6.5	20	90	0
Chloroethane	0.102	0.104	-	-2	20	67	0
Trichlorofluoromethane	0.19	0.236	-	-24.2*	20	87	0
Ethyl ether	0.06	0.053	-	11.7	20	64	0
1,1-Dichloroethene	0.115	0.127	-	-10.4	20	76	0
Carbon disulfide	0.414	0.408	-	1.4	20	69	0
Freon-113	0.119	0.138	-	-16	20	81	0
Acrolein	0.017	0.014	-	17.6	20	55	0
Methylene chloride	0.14	0.143	-	-2.1	20	73	0
Acetone	0.029	0.024	-	17.2	20	59	0
trans-1,2-Dichloroethene	0.132	0.141	-	-6.8	20	75	0
Methyl acetate	0.076	0.061	-	19.7	20	61	0
Methyl tert-butyl ether	0.248	0.22	-	11.3	20	64	0
tert-Butyl alcohol	0.00581	0.00537*	-	7.6	20	69	0
Diisopropyl ether	0.491	0.383	-	22*	20	56	0 NT
1,1-Dichloroethane	0.289	0.269*	-	6.9	20	65	0
Halothane	0.098	0.117	-	-19.4	20	86	0
Acrylonitrile	0.034	0.031	-	8.8	20	63	0
Ethyl tert-butyl ether	0.341	0.287	-	15.8	20	63	0
Vinyl acetate	0.268	0.181	-	32.5*	20	52	0 NT
cis-1,2-Dichloroethene	0.141	0.155*	-	-9.9	20	76	0
2,2-Dichloropropane	0.187	0.197	-	-5.3	20	75	0
Bromochloromethane	0.062	0.08*	-	-29*	20	89	0 NT
Cyclohexane	0.299	0.274	-	8.4	20	62	0
Chloroform	0.24	0.238*	-	0.8	20	73	0
Ethyl acetate	0.093	0.073	-	21.5*	20	59	0 NT
Carbon tetrachloride	0.178	0.222	-	-24.7*	20	88	0
Tetrahydrofuran	0.03	0.025	-	16.7	20	56	0
Dibromofluoromethane	0.275	0.319	-	-16	20	84	0
1,1,1-Trichloroethane	0.198	0.225	-	-13.6	20	79	0
2-Butanone	0.04	0.036	-	10	20	72	0
1,1-Dichloropropene	0.178	0.159	-	10.7	20	64	0
Benzene	0.519	0.475	-	8.5	20	66	0
tert-Amyl methyl ether	0.242	0.199	-	17.8	20	64	0
1,2-Dichloroethane-d4	0.303	0.292	-	3.6	20	71	0
1,2-Dichloroethane	0.173	0.161	-	6.9	20	69	0
Methyl cyclohexane	0.236	0.197	-	16.5	20	67	0
Trichloroethene	0.141	0.146*	-	-3.5	20	78	0
Dibromomethane	0.053	0.061	-	-15.1	20	84	0

* Value outside of QC limits.



Calibration Verification Summary

Form 7

Volatiles

Client : C&S Companies
 Project Name : CONVENTUS PRR
 Instrument ID : VOA122
 Lab File ID : V22250508A02
 Sample No : WG2065078-2
 Channel :

Lab Number : L2525831
 Project Number : U86
 Calibration Date : 05/08/25 08:08
 Init. Calib. Date(s) : 04/05/25 04/06/25
 Init. Calib. Times : 16:58 11:37

Compound	Ave. RRF	RRF	Min RRF	%D	Max %D	Area%	Dev(min)
1,2-Dichloropropane	0.152	0.129*	-	15.1	20	60	0
Bromodichloromethane	0.172	0.169*	-	1.7	20	70	0
1,4-Dioxane	0.00064	0.00069*	-	-7.8	20	78	0
cis-1,3-Dichloropropene	0.191	0.172*	-	9.9	20	67	0
Chlorobenzene-d5	1	1	-	0	20	83	0
Toluene-d8	1.352	1.24	-	8.3	20	77	0
Toluene	0.429	0.389	-	9.3	20	74	0
4-Methyl-2-pentanone	10	6.689	-	33.1*	20	62	0
Tetrachloroethene	0.174	0.204	-	-17.2	20	96	0
trans-1,3-Dichloropropene	0.204	0.16*	-	21.6*	20	67	0
Ethyl methacrylate	0.123	0.081	-	34.1*	20	62	0 NT
1,1,2-Trichloroethane	0.098	0.079*	-	19.4	20	67	0
Chlorodibromomethane	0.139	0.144*	-	-3.6	20	86	0
1,3-Dichloropropane	0.211	0.164	-	22.3*	20	64	0 NT
1,2-Dibromoethane	0.107	0.102*	-	4.7	20	79	0
2-Hexanone	0.063	0.041	-	34.9*	20	61	0
Chlorobenzene	0.484	0.486	-	-0.4	20	82	0
Ethylbenzene	0.832	0.74	-	11.1	20	71	0
1,1,1,2-Tetrachloroethane	0.152	0.161	-	-5.9	20	89	0
p/m Xylene	0.312	0.307	-	1.6	20	78	0
o Xylene	0.3	0.287	-	4.3	20	76	0
Styrene	20	18.011	-	9.9	20	78	0
1,4-Dichlorobenzene-d4	1	1	-	0	20	91	0
Bromoform	10	9.533	-	4.7	20	95	0
Isopropylbenzene	1.594	1.417	-	11.1	20	75	0
4-Bromofluorobenzene	0.919	0.776	-	15.6	20	75	0
Bromobenzene	0.351	0.371	-	-5.7	20	92	0
n-Propylbenzene	1.904	1.595	-	16.2	20	70	0
1,4-Dichlorobutane	0.471	0.35	-	25.7*	20	66	0 NT
1,1,1,2,2-Tetrachloroethane	0.256	0.197*	-	23*	20	69	0
4-Ethyltoluene	1.488	1.364	-	8.3	20	77	0
2-Chlorotoluene	1.125	0.943	-	16.2	20	71	0
1,3,5-Trimethylbenzene	1.228	1.121	-	8.7	20	78	0
1,2,3-Trichloropropane	0.21	0.157	-	25.2*	20	69	0 NT
trans-1,4-Dichloro-2-buten	0.078	0.056	-	28.2*	20	65	0 NT
4-Chlorotoluene	1.154	0.982	-	14.9	20	73	0
tert-Butylbenzene	1.263	1.059	-	16.2	20	70	0
1,2,4-Trimethylbenzene	1.361	1.268	-	6.8	20	79	0
sec-Butylbenzene	1.63	1.504	-	7.7	20	77	0
p-Isopropyltoluene	10	9.032	-	9.7	20	81	0
1,3-Dichlorobenzene	0.725	0.766	-	-5.7	20	91	0
1,4-Dichlorobenzene	0.722	0.744	-	-3	20	90	0
p-Diethylbenzene	0.822	0.733	-	10.8	20	81	0

* Value outside of QC limits.



Appendix C

Validator Qualifications

KENNETH R. APPLIN
Geochemist/Data Validator

Ph.D., Geochemistry and Mineralogy, The Pennsylvania State University

M.S., Geochemistry and Mineralogy, The Pennsylvania State University

B.A., Geological Sciences, SUNY at Geneseo, NY

Dr. Applin has over 35 years of experience working with the geochemistry of natural waters. His prior experience includes working as an Assistant Professor of Geology at the University of Missouri-Columbia and as Chief Hydrogeologist and Geochemist with a leading engineering firm in Rochester, NY. In 1993, he established KR Applin and Associates, a small consulting business that focuses on the geochemistry of natural waters, especially as applied to problems involving the contamination of groundwater and surface water.

Dr. Applin is also an experienced analytical data validator and has provided data validation services since 1994 to a variety of clients performing brownfield cleanup projects, hazardous waste remediation, groundwater monitoring at solid waste facilities, and other projects requiring third-party data validation. Dr. Applin has several years of hands-on experience with the laboratory analysis of natural waters and has successfully completed the USEPA Region II certification courses for performing inorganic and organic analytical data validation.

MICHAEL K. PERRY
Chemist/Data Validator

B.S. Chemistry, Georgia State University, Atlanta, GA

A.A.S., Chemical Technology, Alfred State College, Alfred, NY

Mr. Perry has over 30 years of experience in the analytical laboratory business. During his early career, he spent several years as a laboratory analyst performing the analysis of soil, water, and air samples for inorganic and organic chemical parameters. During his last 20 years in the environmental laboratory business, he managed and directed two major analytical laboratories in Rochester, NY. His management responsibilities included oversight of the daily operations of the lab, staff training and supervision, the selection, purchase, and maintenance of analytical instruments, the introduction of new laboratory methods, analytical quality assurance and quality control, data acquisition and management, and other business-related activities.

Mr. Perry has an extensive working knowledge of the methods and procedures used for sampling and analyzing both inorganic and organic analytes in soil, water, and air. He is an accomplished laboratory chemist and is familiar with the analytical methods and procedures established under the USEPA Contract Laboratory Protocols (CLP), the NYSDEC Analytical Services Protocols (ASP), and the NYSDOH Environmental Laboratory Approval Program (ELAP).

DATA USABILITY SUMMARY REPORT (DUSR)

**Conventus PRR
Buffalo, NY
Project # U86**

SDG: L2575607
7 Water Samples and 1 Trip Blank

Prepared for:

**C&S Companies
141 Elm Street, Suite 100
Buffalo, NY 14203
Attention: Natalie O'Brien**

December 2025



Environmental Data Usability 10028 Deer Park Dr. Dansville, NY 14437 585-991-9156

Table of Contents

	<u>Page No.</u>
REVIEWER'S NARRATIVE	
1.0 SUMMARY	1
2.0 INTRODUCTION	1
3.0 SAMPLE AND ANALYSIS SUMMARY	2
4.0 GUIDANCE DOCUMENTS AND DATA REVIEW CRITERIA	2
5.0 DATA VALIDATION QUALIFIERS	3
6.0 RESULTS OF THE DATA REVIEW	4
7.0 TOTAL USABLE DATA	4
<hr/>	
APPENDIX A	Validated Analytical Results
APPENDIX B	Laboratory QC Documentation
APPENDIX C	Validator Qualifications

Tables

Table 4-1	Data Validation Guidance Documents
Table 4-2	Quality Control Criteria for Validating Laboratory Analytical Data

Summaries of Validated Results

Table 6-1	VOCs
-----------	------

REVIEWER'S NARRATIVE
C&S Companies SDG L2575607 Conventus PRR

The data associated with this Sample Delivery Groups (SDG) L2575607, analyzed by Pace Analytical, Westborough, MA have been reviewed in accordance with assessment criteria provided by the New York State Department of Environmental Conservation following the review procedures provided in the USEPA Functional Guidelines for evaluating organic and inorganic data.

All analytical results reported by the laboratory are considered valid and acceptable except results that have been qualified as rejected, "R". Results qualified as estimated "J", or as non-detects, "U", are considered usable for the purpose of evaluating water and/or soil quality. However, these qualifiers indicate that the accuracy and/or precision of the analytical result is questionable. A summary of all data that have been qualified and the reasons for qualification are provided in the following data usability summary report (DUSR).

Two facts should be noted by all data users. First, the "R" qualifier means that the associated value is unusable. In other words, due to significant quality control (QC) problems, the analysis is invalid and provides no information as to whether the analyte is present or not. Values qualified with an "R" should not appear on the final data tables because they cannot be relied upon, even as the last resort. Second, no analyte concentration, even if it has passed all QC tests, is guaranteed to be accurate. Strict QC serves to increase confidence in data, but any value potentially contains error.

Reviewer's Signature: Michael K Perry Date: 12/23/2025
Michael K. Perry
Chemist

1.0 EVENT SUMMARY

SITE:	Conventus PRR Buffalo, NY Project #: U86
SAMPLING DATES:	August 24, 2023
SAMPLE TYPE:	7 water samples and 1 trip blank
LABORATORY:	Pace Analytical Westborough, MA
SDG No.:	SDG L2575607

2.0 INTRODUCTION

This data usability summary report (DUSR) was prepared in accordance with guidance provided by the New York State Department of Environmental Conservation (NYSDEC). The DUSR is based on a review and evaluation of the laboratory analytical data package. Specifically, the NYSDEC guidance recommends review and evaluation of the following elements of the data package:

- Completeness of the data package as defined under the requirements of the NYSDEC Analytical Services Protocols (ASP) Category B or the United States Environmental Protection Agency (USEPA) Contract Laboratory Program (CLP) deliverables,
- Compliance with established analyte holding times,
- Adherence to quality control (QC) limits and specifications for blanks, instrument tuning and calibration, surrogate recoveries, spike recoveries, laboratory duplicate analyses, and other QC criteria,
- Adherence to established analytical protocols,
- Conformance of data summary sheets with raw analytical data, and
- Use of correct data qualifiers.

Data deficiencies, analytical protocol deviations, and quality control problems identified using the review criteria above and their effect on the analytical results are discussed in this report.

3.0 SAMPLE AND ANALYSIS SUMMARY

The data package consists of analytical results for 7 water samples and 1 trip blank collected on 11/25/25. These samples were analyzed for Volatile Organic Compounds (VOCs).

All laboratory analyses were submitted to Pace Analytical, Westborough, MA and analyzed as SDG L2575607. The analytical results were provided in NYSDEC ASP Category B format, which includes all raw analytical data and laboratory QC data.

4.0 GUIDANCE DOCUMENTS AND DATA REVIEW CRITERIA

The guidance documents appropriate for reviewing laboratory quality control (QC) data and assigning data qualifiers (flags) to analytical results were selected from those listed in Table 4-1. The QC limits established in the documents applicable to this data review were used to assess the quality of the analytical results. In some cases, however, QC limits established internally by the laboratory were taken into account to determine data quality.

The QC criteria considered for assessing the usability of the reported analytical results provided for each analyte type (i.e. VOCs, SVOCs, metals, etc.) are listed in Table 4-2. These criteria may vary with the analytical method utilized by the laboratory. These criteria comply with the guidance recommended in Section 2.0 above.

5.0 DATA VALIDATION QUALIFIERS

The letter qualifiers (flags) used to define data usability are described briefly below. These letters are assigned by the data validator to analytical results having questionable accuracy and/or precision as determined by reviewing the laboratory QC data associated with the analytical results.

TABLE 4-1

Guidance Used For Validating Laboratory Analytical Data

Analyte Group	Guidance	Date
Metals (ICP-AES)	USEPA SOP HW-3a, Rev. 1	September 2016
Metals (Hg & CN)	USEPA SOP HW-3c, Rev. 1	September 2016
Volatile Organic Compounds (by Methods 8260B & 8260C)	USEPA SOP HW-24, Rev. 4	September 2014
Semi-Volatile Organic Compounds (by Method 8270D)	USEPA SOP HW-22 Rev. 5	December 2010
Pesticides (by Method 8181B)	USEPA SOP HW-44, Rev. 1.1	December 2010
Chlorinated Herbicides (by Method 8151A)	USEPA SOP HW-17, Rev. 3.1	December 2010
Polychlorinated Biphenyls (PCBs)	USEPA SOP HW-37A, Rev. 0	June 2015
Volatile Organic Compounds (Air) (by Method TO-15)	USEPA SOP HW-31, Rev. 6	September 2016
Per- and PolyFluoroAlkyl Substances (PFAS)	* NYSDEC ** US Dept. of Defense	January 2021 November 2022
Radiological Analysis Uranium	USEPA Method 908.0	June 1999
Radium-226	USEPA Method 903.1	1980
General Chemistry Parameters	per NYSDEC ASP	July 2005

* Sampling, Analysis, and Assessment of Per- and Polyfluoroalkyl Substances (PFAS) Under NYSDEC's Part 375 Remedial Programs, Appendix I

** Data Validation Guidelines Module 6: Data Validation Procedures for Per- and Polyfluoroalkyl Substances Analysis by QSM Table B-24

TABLE 4-2

**QUALITY CONTROL CRITERIA USED FOR VALIDATING
LABORATORY ANALYTICAL DATA**

VOCs	SVOCs	Pesticides/PCBs	Metals	Gen Chemistry	PFAS
Completeness of Pkg Sample Preservation Holding Time System Monitoring Compounds Lab Control Sample Matrix Spikes Blanks Instrument Tuning Internal Standards Initial Calibration Continuing Calibration Lab Qualifiers Field Duplicate	Completeness of Pkg Sample Preservation Holding Time Surrogate Recoveries Lab Control Sample Matrix Spikes Blanks Instrument Tuning Internal Standards Initial Calibration Continuing Calibration Lab Qualifiers Field Duplicate	Completeness of Pkg Sample Preservation Holding Time Surrogate Recoveries Matrix Spikes Blanks Instrument Calibration & Verification Comparison of duplicate GC column results Analyte ID Lab Qualifiers Field Duplicate	Completeness of Pkg Sample Preservation Holding Time Initial/Continuing Calibration CRDL Standards Blanks Interference Check Sample Spike Recoveries Lab Duplicate Lab Control Sample ICP Serial Dilutions Lab Qualifiers Field Duplicate	Completeness of Pkg Sample Preservation Holding Times Calibration Lab Control Samples Blanks Spike Recoveries Lab Duplicates	Completeness of Pkg Sample Preservation Holding Time Instr Performance Check Initial Calibration Continuing Calibration Blanks Surrogates Lab Fortified Blank Matrix Spikes Internal Standards

Method TO-15 (Air)	Radiological (U and Ra)
Completeness of Pkg Sample Preservation Holding Time Canister Certification Instrument Tuning Initial Calibration and Instrument Performance Daily Calibration Blanks Lab Control Sample Field Duplicate	Completeness of Pkg Sample Preservation Holding Time Sample Specific Yield Required Detection Limit Laboratory Control Sample Matrix Spikes Method Blank Instrument Calibration

The laboratory may also use various letters and symbols to flag analytical results generated when QC limits were exceeded. The meanings of these flags may differ from those used by the independent data validator. Those used by the laboratory are provided with the analytical results.

NOTE: The assignment of data qualifiers by the data reviewer (validator) to laboratory analytical results should not necessarily be interpreted by the data user as a measure of laboratory ability or proficiency. Rather, the qualifiers are intended to provide a measure of data accuracy and precision to the data user, which, for example, may provide a level of confidence in determining whether or not standards or cleanup objectives have been met.

- U** The analyte was analyzed for but was not detected at or above the sample quantitation limit.
- J** The analyte was positively identified; the associated numerical value is the *approximate* concentration of the analyte in the sample. (The magnitude of any \pm value associated with the result is not determined by data validation).
- J+** The result is an estimated quantity and may be biased high.
- J-** The result is an estimated quantity and may be biased low.
- UJ** The analyte was analyzed for but not detected. The reported quantitation limit is approximate and may be inaccurate or imprecise.
- R** The sample result is rejected (i.e., is unusable) due to serious deficiencies in the ability to analyze the sample and meet quality control criteria. The presence or absence of the analyte cannot be verified.
- NJ** The analysis indicates the presence of an analyte that has been “tentatively identified” and the associated numerical value represents its approximate concentration.

The validated analytical results are attached to this report. Validation qualifiers (flags) are indicated in red print. Data sheets having qualified data are signed and dated by the data reviewer.

6.0 RESULTS OF THE DATA REVIEW

The results of the data review are summarized in Table 6-1. The table lists the samples where QC criteria were found to exceed acceptable limits and the actions taken to qualify the associated analytical results.

7.0 TOTAL USABLE DATA

For SDG L2575607, eight samples were analyzed and results were reported for 464 analytes. Even though some results were flagged with a “J” as estimated, all results (100 %) are considered usable. See the summary table for the analyses that have been rejected and qualified and the associated QC reasons.

Table 6-1 **VOCs**

SAMPLES AFFECTED	ANALYTES	ACTION	QC VIOLATION	COMMENTS
MW-7-11252025 Dup -11252025 MW-3-11252025 MW-5-11252025 MW-1-11252025 MW-6-11252025 MW-4-11252025 Trip blank	Bromomethane Cyclohexane	J detects UJ non-detects	CCV > 20 % QC limit and/or LCS rec < QC limits	Data are estimated

ACRONYMS

BSP	Blank Spike
CCAL	Continuing Calibration
CCB	Continuing Calibration Blank
CCV	Continuing Calibration Verification
CRDL	Contract Required Detection Limit
CRQL	Contract Required Quantitation Limit
%D	Percent Difference
ICAL	Initial Calibration
ICB	Initial Calibration Blank
IS	Internal Standard
LCS	Laboratory Control Sample
MS/MSD	Matrix Spike/Matrix Spike Duplicate
QA	Quality Assurance
QC	Quality Control
%R	Percent recovery
RPD	Relative Percent Difference
RRF	Relative Response Factor
%RSD	Percent Relative Standard Deviation
TAL	Target Analyte List (metals)
TCL	Target Compound List (organics)

Appendix A

*Validated
Analytical
Results*



Pace Analytical Services

Laboratory Code: 11148

SDG Number: L2575607

The original project report/data package is held by Pace Analytical Services. This report/data package is paginated and should be reproduced only in its entirety. Pace Analytical Services holds no responsibility for results and/or data that are not consistent with the original.

Project Name: CONVENTUS PRR
Project Number: U86

Lab Number: L2575607
Report Date: 12/11/25

Lab Sample ID	Client ID	Matrix	Sample Location	Collection Date/Time	Receive Date
L2575607-01	MW-7-11252025	WATER	BUFFALO, NY	11/25/25 09:20	11/25/25
L2575607-02	DUP-11252025	WATER	BUFFALO, NY	11/25/25 09:25	11/25/25
L2575607-03	MW-3-11252025	WATER	BUFFALO, NY	11/25/25 10:35	11/25/25
L2575607-04	MW-5-11252025	WATER	BUFFALO, NY	11/25/25 12:20	11/25/25
L2575607-05	MW-1-11252025	WATER	BUFFALO, NY	11/25/25 13:10	11/25/25
L2575607-06	MW-6-11252025	WATER	BUFFALO, NY	11/25/25 13:55	11/25/25
L2575607-07	MW-4-11252025	WATER	BUFFALO, NY	11/25/25 14:55	11/25/25
L2575607-08	TRIP BLANK	WATER	BUFFALO, NY	11/25/25 00:00	11/25/25



Project Name: CONVENTUS PRR
Project Number: U86

Lab Number: L2575607
Report Date: 12/11/25

Case Narrative (continued)

Report Submission

All non-detect (ND) or estimated concentrations (J-qualified) have been quantitated to the limit noted in the MDL column.

I, the undersigned, attest under the pains and penalties of perjury that, to the best of my knowledge and belief and based upon my personal inquiry of those responsible for providing the information contained in this analytical report, such information is accurate and complete. This certificate of analysis is not complete unless this page accompanies any and all pages of this report.

Authorized Signature: *Siffani Morrissey*

Report Date: 12/11/25

Title: Technical Director/Representative





Sample Delivery Group Summary

Pace Job Number : L2575607

Received : 25-NOV-2025

Account Name : C&S Companies

Reviewer : Jordan Riley

Project Number : U86

Project Name : CONVENTUS PRR

Delivery Information

Samples Delivered By : Pace Courier

Chain of Custody : Present

Cooler Information

Cooler	Seal/Seal#	Preservation	Temperature(°C)	Additional Information
A	Absent/	Ice	4.2	

Condition Information

- 1) All samples on COC received? **YES**
- 2) Extra samples received? **NO**
- 3) Are there any sample container discrepancies? **NO**
- 4) Are there any discrepancies between COC & sample labels? **NO**
- 5) Are samples in appropriate containers for requested analysis? **YES**
- 6) Are samples properly preserved for requested analysis? **NO**
Following containers were received with headspace: -02B, -03B
- 7) Are samples within holding time for requested analysis? **YES**
- 8) All sampling equipment returned? **NA**

Volatile Organics/VPH

- 1) Reagent Water Vials Frozen by Client? **NO**

GC/MS 8260

Analysis

Results Summary

Form 1

Volatile Organics by GC/MS

Client : C&S Companies
 Project Name : CONVENTUS PRR
 Lab ID : L2575607-01
 Client ID : MW-7-11252025
 Sample Location : BUFFALO, NY
 Sample Matrix : WATER
 Analytical Method : 1,8260D
 Lab File ID : VG251207A13
 Sample Amount : 10 ml
 Level : LOW
 Extract Volume (MeOH) : N/A

Lab Number : L2575607
 Project Number : U86
 Date Collected : 11/25/25 09:20
 Date Received : 11/25/25
 Date Analyzed : 12/07/25 14:01
 Dilution Factor : 1
 Analyst : MJV
 Instrument ID : GONZO
 GC Column : RTX-502.2
 %Solids : N/A
 Injection Volume : N/A

CAS NO.	Parameter	ug/L			Qualifier
		Results	RL	MDL	
75-09-2	Methylene chloride	ND	2.5	0.70	U
75-34-3	1,1-Dichloroethane	ND	2.5	0.70	U
67-66-3	Chloroform	ND	2.5	0.70	U
56-23-5	Carbon tetrachloride	ND	0.50	0.13	U
78-87-5	1,2-Dichloropropane	ND	1.0	0.14	U
124-48-1	Dibromochloromethane	ND	0.50	0.15	U
79-00-5	1,1,2-Trichloroethane	ND	1.5	0.50	U
127-18-4	Tetrachloroethene	ND	0.50	0.18	U
108-90-7	Chlorobenzene	ND	2.5	0.70	U
75-69-4	Trichlorofluoromethane	ND	2.5	0.70	U
107-06-2	1,2-Dichloroethane	ND	0.50	0.13	U
71-55-6	1,1,1-Trichloroethane	ND	2.5	0.70	U
75-27-4	Bromodichloromethane	ND	0.50	0.19	U
10061-02-6	trans-1,3-Dichloropropene	ND	0.50	0.16	U
10061-01-5	cis-1,3-Dichloropropene	ND	0.50	0.14	U
75-25-2	Bromoform	ND	2.0	0.65	U
79-34-5	1,1,1,2-Tetrachloroethane	ND	0.50	0.17	U
71-43-2	Benzene	ND	0.50	0.16	U
108-88-3	Toluene	ND	2.5	0.70	U
100-41-4	Ethylbenzene	ND	2.5	0.70	U
74-87-3	Chloromethane	ND	2.5	0.70	U
74-83-9	Bromomethane	ND	2.5	0.70	U UJ
75-01-4	Vinyl chloride	ND	1.0	0.07	U
75-00-3	Chloroethane	ND	2.5	0.70	U
75-35-4	1,1-Dichloroethene	ND	0.50	0.17	U

MKP 12/23/2025



Results Summary

Form 1

Volatile Organics by GC/MS

Client : C&S Companies
 Project Name : CONVENTUS PRR
 Lab ID : L2575607-01
 Client ID : MW-7-11252025
 Sample Location : BUFFALO, NY
 Sample Matrix : WATER
 Analytical Method : 1,8260D
 Lab File ID : VG251207A13
 Sample Amount : 10 ml
 Level : LOW
 Extract Volume (MeOH) : N/A

Lab Number : L2575607
 Project Number : U86
 Date Collected : 11/25/25 09:20
 Date Received : 11/25/25
 Date Analyzed : 12/07/25 14:01
 Dilution Factor : 1
 Analyst : MJV
 Instrument ID : GONZO
 GC Column : RTX-502.2
 %Solids : N/A
 Injection Volume : N/A

CAS NO.	Parameter	ug/L			Qualifier
		Results	RL	MDL	
156-60-5	trans-1,2-Dichloroethene	ND	2.5	0.70	U
79-01-6	Trichloroethene	ND	0.50	0.18	U
95-50-1	1,2-Dichlorobenzene	ND	2.5	0.70	U
541-73-1	1,3-Dichlorobenzene	ND	2.5	0.70	U
106-46-7	1,4-Dichlorobenzene	ND	2.5	0.70	U
1634-04-4	Methyl tert butyl ether	ND	2.5	0.17	U
179601-23-1	p/m-Xylene	ND	2.5	0.70	U
95-47-6	o-Xylene	ND	2.5	0.70	U
156-59-2	cis-1,2-Dichloroethene	ND	2.5	0.70	U
100-42-5	Styrene	ND	2.5	0.70	U
75-71-8	Dichlorodifluoromethane	ND	5.0	1.0	U
67-64-1	Acetone	5.0 UJ 2.3	5.0	1.5	J UJ
75-15-0	Carbon disulfide	ND	5.0	1.0	U
78-93-3	2-Butanone	ND	5.0	1.9	U
108-10-1	4-Methyl-2-pentanone	ND	5.0	1.0	U
591-78-6	2-Hexanone	ND	5.0	1.0	U
106-93-4	1,2-Dibromoethane	ND	2.0	0.65	U
104-51-8	n-Butylbenzene	ND	2.5	0.70	U
135-98-8	sec-Butylbenzene	ND	2.5	0.70	U
98-06-6	tert-Butylbenzene	ND	2.5	0.70	U
96-12-8	1,2-Dibromo-3-chloropropane	ND	2.5	0.70	U
98-82-8	Isopropylbenzene	ND	2.5	0.70	U
99-87-6	p-Isopropyltoluene	ND	2.5	0.70	U
91-20-3	Naphthalene	0.74	2.5	0.70	J
103-65-1	n-Propylbenzene	ND	2.5	0.70	U

MKP 12/23/2025



Results Summary Form 1 Volatile Organics by GC/MS

Client	: C&S Companies	Lab Number	: L2575607
Project Name	: CONVENTUS PRR	Project Number	: U86
Lab ID	: L2575607-01	Date Collected	: 11/25/25 09:20
Client ID	: MW-7-11252025	Date Received	: 11/25/25
Sample Location	: BUFFALO, NY	Date Analyzed	: 12/07/25 14:01
Sample Matrix	: WATER	Dilution Factor	: 1
Analytical Method	: 1,8260D	Analyst	: MJV
Lab File ID	: VG251207A13	Instrument ID	: GONZO
Sample Amount	: 10 ml	GC Column	: RTX-502.2
Level	: LOW	%Solids	: N/A
Extract Volume (MeOH)	: N/A	Injection Volume	: N/A

CAS NO.	Parameter	ug/L			Qualifier
		Results	RL	MDL	
120-82-1	1,2,4-Trichlorobenzene	ND	2.5	0.70	U
108-67-8	1,3,5-Trimethylbenzene	ND	2.5	0.70	U
95-63-6	1,2,4-Trimethylbenzene	ND	2.5	0.70	U
79-20-9	Methyl Acetate	ND	2.0	0.23	U
110-82-7	Cyclohexane	ND	10	0.27	U UJ
76-13-1	Freon-113	ND	2.5	0.70	U
108-87-2	Methyl cyclohexane	ND	10	0.40	U

MKP 12/23/2025



Results Summary

Form 1

Volatile Organics by GC/MS

Client : C&S Companies
 Project Name : CONVENTUS PRR
 Lab ID : L2575607-02
 Client ID : DUP-11252025
 Sample Location : BUFFALO, NY
 Sample Matrix : WATER
 Analytical Method : 1,8260D
 Lab File ID : VG251207A14
 Sample Amount : 10 ml
 Level : LOW
 Extract Volume (MeOH) : N/A

Lab Number : L2575607
 Project Number : U86
 Date Collected : 11/25/25 09:25
 Date Received : 11/25/25
 Date Analyzed : 12/07/25 14:27
 Dilution Factor : 1
 Analyst : MJV
 Instrument ID : GONZO
 GC Column : RTX-502.2
 %Solids : N/A
 Injection Volume : N/A

CAS NO.	Parameter	ug/L			Qualifier
		Results	RL	MDL	
75-09-2	Methylene chloride	ND	2.5	0.70	U
75-34-3	1,1-Dichloroethane	ND	2.5	0.70	U
67-66-3	Chloroform	ND	2.5	0.70	U
56-23-5	Carbon tetrachloride	ND	0.50	0.13	U
78-87-5	1,2-Dichloropropane	ND	1.0	0.14	U
124-48-1	Dibromochloromethane	ND	0.50	0.15	U
79-00-5	1,1,2-Trichloroethane	ND	1.5	0.50	U
127-18-4	Tetrachloroethene	ND	0.50	0.18	U
108-90-7	Chlorobenzene	ND	2.5	0.70	U
75-69-4	Trichlorofluoromethane	ND	2.5	0.70	U
107-06-2	1,2-Dichloroethane	ND	0.50	0.13	U
71-55-6	1,1,1-Trichloroethane	ND	2.5	0.70	U
75-27-4	Bromodichloromethane	ND	0.50	0.19	U
10061-02-6	trans-1,3-Dichloropropene	ND	0.50	0.16	U
10061-01-5	cis-1,3-Dichloropropene	ND	0.50	0.14	U
75-25-2	Bromoform	ND	2.0	0.65	U
79-34-5	1,1,2,2-Tetrachloroethane	ND	0.50	0.17	U
71-43-2	Benzene	ND	0.50	0.16	U
108-88-3	Toluene	ND	2.5	0.70	U
100-41-4	Ethylbenzene	ND	2.5	0.70	U
74-87-3	Chloromethane	ND	2.5	0.70	U
74-83-9	Bromomethane	ND	2.5	0.70	U UJ
75-01-4	Vinyl chloride	ND	1.0	0.07	U
75-00-3	Chloroethane	ND	2.5	0.70	U
75-35-4	1,1-Dichloroethene	ND	0.50	0.17	U

MKP 12/23/2025



Results Summary

Form 1

Volatile Organics by GC/MS

Client : C&S Companies
 Project Name : CONVENTUS PRR
 Lab ID : L2575607-02
 Client ID : DUP-11252025
 Sample Location : BUFFALO, NY
 Sample Matrix : WATER
 Analytical Method : 1,8260D
 Lab File ID : VG251207A14
 Sample Amount : 10 ml
 Level : LOW
 Extract Volume (MeOH) : N/A

Lab Number : L2575607
 Project Number : U86
 Date Collected : 11/25/25 09:25
 Date Received : 11/25/25
 Date Analyzed : 12/07/25 14:27
 Dilution Factor : 1
 Analyst : MJV
 Instrument ID : GONZO
 GC Column : RTX-502.2
 %Solids : N/A
 Injection Volume : N/A

CAS NO.	Parameter	ug/L			Qualifier		
		Results	RL	MDL			
156-60-5	trans-1,2-Dichloroethene	ND	2.5	0.70	U		
79-01-6	Trichloroethene	ND	0.50	0.18	U		
95-50-1	1,2-Dichlorobenzene	ND	2.5	0.70	U		
541-73-1	1,3-Dichlorobenzene	ND	2.5	0.70	U		
106-46-7	1,4-Dichlorobenzene	ND	2.5	0.70	U		
1634-04-4	Methyl tert butyl ether	ND	2.5	0.17	U		
179601-23-1	p/m-Xylene	ND	2.5	0.70	U		
95-47-6	o-Xylene	ND	2.5	0.70	U		
156-59-2	cis-1,2-Dichloroethene	ND	2.5	0.70	U		
100-42-5	Styrene	ND	2.5	0.70	U		
75-71-8	Dichlorodifluoromethane	ND	5.0	1.0	U		
67-64-1	Acetone	5.0 UJ	1.5	5.0	1.5	J	UJ
75-15-0	Carbon disulfide	ND	5.0	1.0	U		
78-93-3	2-Butanone	ND	5.0	1.9	U		
108-10-1	4-Methyl-2-pentanone	ND	5.0	1.0	U		
591-78-6	2-Hexanone	ND	5.0	1.0	U		
106-93-4	1,2-Dibromoethane	ND	2.0	0.65	U		
104-51-8	n-Butylbenzene	ND	2.5	0.70	U		
135-98-8	sec-Butylbenzene	ND	2.5	0.70	U		
98-06-6	tert-Butylbenzene	ND	2.5	0.70	U		
96-12-8	1,2-Dibromo-3-chloropropane	ND	2.5	0.70	U		
98-82-8	Isopropylbenzene	ND	2.5	0.70	U		
99-87-6	p-Isopropyltoluene	ND	2.5	0.70	U		
91-20-3	Naphthalene	ND	2.5	0.70	U		
103-65-1	n-Propylbenzene	ND	2.5	0.70	U		

MKP 12/23/2025



Results Summary
Form 1
Volatile Organics by GC/MS

Client : C&S Companies
 Project Name : CONVENTUS PRR
 Lab ID : L2575607-02
 Client ID : DUP-11252025
 Sample Location : BUFFALO, NY
 Sample Matrix : WATER
 Analytical Method : 1,8260D
 Lab File ID : VG251207A14
 Sample Amount : 10 ml
 Level : LOW
 Extract Volume (MeOH) : N/A

Lab Number : L2575607
 Project Number : U86
 Date Collected : 11/25/25 09:25
 Date Received : 11/25/25
 Date Analyzed : 12/07/25 14:27
 Dilution Factor : 1
 Analyst : MJV
 Instrument ID : GONZO
 GC Column : RTX-502.2
 %Solids : N/A
 Injection Volume : N/A

CAS NO.	Parameter	ug/L			Qualifier
		Results	RL	MDL	
120-82-1	1,2,4-Trichlorobenzene	ND	2.5	0.70	U
108-67-8	1,3,5-Trimethylbenzene	ND	2.5	0.70	U
95-63-6	1,2,4-Trimethylbenzene	ND	2.5	0.70	U
79-20-9	Methyl Acetate	ND	2.0	0.23	U
110-82-7	Cyclohexane	ND	10	0.27	U UJ
76-13-1	Freon-113	ND	2.5	0.70	U
108-87-2	Methyl cyclohexane	ND	10	0.40	U

MKP 12/23/2025



Results Summary

Form 1

Volatile Organics by GC/MS

Client : C&S Companies
 Project Name : CONVENTUS PRR
 Lab ID : L2575607-03D
 Client ID : MW-3-11252025
 Sample Location : BUFFALO, NY
 Sample Matrix : WATER
 Analytical Method : 1,8260D
 Lab File ID : VG251207A15
 Sample Amount : 5 ml
 Level : LOW
 Extract Volume (MeOH) : N/A

Lab Number : L2575607
 Project Number : U86
 Date Collected : 11/25/25 10:35
 Date Received : 11/25/25
 Date Analyzed : 12/07/25 14:54
 Dilution Factor : 2
 Analyst : MJV
 Instrument ID : GONZO
 GC Column : RTX-502.2
 %Solids : N/A
 Injection Volume : N/A

CAS NO.	Parameter	ug/L			Qualifier
		Results	RL	MDL	
75-09-2	Methylene chloride	ND	5.0	1.4	U
75-34-3	1,1-Dichloroethane	ND	5.0	1.4	U
67-66-3	Chloroform	ND	5.0	1.4	U
56-23-5	Carbon tetrachloride	ND	1.0	0.27	U
78-87-5	1,2-Dichloropropane	ND	2.0	0.27	U
124-48-1	Dibromochloromethane	ND	1.0	0.30	U
79-00-5	1,1,2-Trichloroethane	ND	3.0	1.0	U
127-18-4	Tetrachloroethene	ND	1.0	0.36	U
108-90-7	Chlorobenzene	ND	5.0	1.4	U
75-69-4	Trichlorofluoromethane	ND	5.0	1.4	U
107-06-2	1,2-Dichloroethane	ND	1.0	0.26	U
71-55-6	1,1,1-Trichloroethane	ND	5.0	1.4	U
75-27-4	Bromodichloromethane	ND	1.0	0.38	U
10061-02-6	trans-1,3-Dichloropropene	ND	1.0	0.33	U
10061-01-5	cis-1,3-Dichloropropene	ND	1.0	0.29	U
75-25-2	Bromoform	ND	4.0	1.3	U
79-34-5	1,1,2,2-Tetrachloroethane	ND	1.0	0.33	U
71-43-2	Benzene	ND	1.0	0.32	U
108-88-3	Toluene	2.5	5.0	1.4	J
100-41-4	Ethylbenzene	160	5.0	1.4	
74-87-3	Chloromethane	ND	5.0	1.4	U
74-83-9	Bromomethane	ND	5.0	1.4	U UJ
75-01-4	Vinyl chloride	ND	2.0	0.14	U
75-00-3	Chloroethane	ND	5.0	1.4	U
75-35-4	1,1-Dichloroethene	ND	1.0	0.34	U

MKP 12/23/2025



Results Summary

Form 1

Volatile Organics by GC/MS

Client : C&S Companies
 Project Name : CONVENTUS PRR
 Lab ID : L2575607-03D
 Client ID : MW-3-11252025
 Sample Location : BUFFALO, NY
 Sample Matrix : WATER
 Analytical Method : 1,8260D
 Lab File ID : VG251207A15
 Sample Amount : 5 ml
 Level : LOW
 Extract Volume (MeOH) : N/A

Lab Number : L2575607
 Project Number : U86
 Date Collected : 11/25/25 10:35
 Date Received : 11/25/25
 Date Analyzed : 12/07/25 14:54
 Dilution Factor : 2
 Analyst : MJV
 Instrument ID : GONZO
 GC Column : RTX-502.2
 %Solids : N/A
 Injection Volume : N/A

CAS NO.	Parameter	ug/L			Qualifier
		Results	RL	MDL	
156-60-5	trans-1,2-Dichloroethene	ND	5.0	1.4	U
79-01-6	Trichloroethene	ND	1.0	0.35	U
95-50-1	1,2-Dichlorobenzene	ND	5.0	1.4	U
541-73-1	1,3-Dichlorobenzene	ND	5.0	1.4	U
106-46-7	1,4-Dichlorobenzene	ND	5.0	1.4	U
1634-04-4	Methyl tert butyl ether	ND	5.0	0.33	U
179601-23-1	p/m-Xylene	240	5.0	1.4	
95-47-6	o-Xylene	6.2	5.0	1.4	
156-59-2	cis-1,2-Dichloroethene	ND	5.0	1.4	U
100-42-5	Styrene	ND	5.0	1.4	U
75-71-8	Dichlorodifluoromethane	ND	10	2.0	U
67-64-1	Acetone	ND	10	2.9	U
75-15-0	Carbon disulfide	ND	10	2.0	U
78-93-3	2-Butanone	ND	10	3.9	U
108-10-1	4-Methyl-2-pentanone	ND	10	2.0	U
591-78-6	2-Hexanone	ND	10	2.0	U
106-93-4	1,2-Dibromoethane	ND	4.0	1.3	U
104-51-8	n-Butylbenzene	1.6	5.0	1.4	J
135-98-8	sec-Butylbenzene	ND	5.0	1.4	U
98-06-6	tert-Butylbenzene	ND	5.0	1.4	U
96-12-8	1,2-Dibromo-3-chloropropane	ND	5.0	1.4	U
98-82-8	Isopropylbenzene	2.1	5.0	1.4	J
99-87-6	p-Isopropyltoluene	ND	5.0	1.4	U
91-20-3	Naphthalene	77	5.0	1.4	
103-65-1	n-Propylbenzene	10	5.0	1.4	



Results Summary
Form 1
Volatile Organics by GC/MS

Client : C&S Companies
 Project Name : CONVENTUS PRR
 Lab ID : L2575607-03D
 Client ID : MW-3-11252025
 Sample Location : BUFFALO, NY
 Sample Matrix : WATER
 Analytical Method : 1,8260D
 Lab File ID : VG251207A15
 Sample Amount : 5 ml
 Level : LOW
 Extract Volume (MeOH) : N/A

Lab Number : L2575607
 Project Number : U86
 Date Collected : 11/25/25 10:35
 Date Received : 11/25/25
 Date Analyzed : 12/07/25 14:54
 Dilution Factor : 2
 Analyst : MJV
 Instrument ID : GONZO
 GC Column : RTX-502.2
 %Solids : N/A
 Injection Volume : N/A

CAS NO.	Parameter	ug/L			Qualifier
		Results	RL	MDL	
120-82-1	1,2,4-Trichlorobenzene	ND	5.0	1.4	U
108-67-8	1,3,5-Trimethylbenzene	13	5.0	1.4	
95-63-6	1,2,4-Trimethylbenzene	190	5.0	1.4	
79-20-9	Methyl Acetate	ND	4.0	0.47	U
110-82-7	Cyclohexane	31	20	0.54	J
76-13-1	Freon-113	ND	5.0	1.4	U
108-87-2	Methyl cyclohexane	10	20	0.79	J

MKP 12/23/2025



Results Summary

Form 1

Volatile Organics by GC/MS

Client : C&S Companies
 Project Name : CONVENTUS PRR
 Lab ID : L2575607-04D
 Client ID : MW-5-11252025
 Sample Location : BUFFALO, NY
 Sample Matrix : WATER
 Analytical Method : 1,8260D
 Lab File ID : VG251207A16
 Sample Amount : 1 ml
 Level : LOW
 Extract Volume (MeOH) : N/A

Lab Number : L2575607
 Project Number : U86
 Date Collected : 11/25/25 12:20
 Date Received : 11/25/25
 Date Analyzed : 12/07/25 15:21
 Dilution Factor : 10
 Analyst : MJV
 Instrument ID : GONZO
 GC Column : RTX-502.2
 %Solids : N/A
 Injection Volume : N/A

CAS NO.	Parameter	ug/L			Qualifier
		Results	RL	MDL	
75-09-2	Methylene chloride	ND	25	7.0	U
75-34-3	1,1-Dichloroethane	ND	25	7.0	U
67-66-3	Chloroform	ND	25	7.0	U
56-23-5	Carbon tetrachloride	ND	5.0	1.3	U
78-87-5	1,2-Dichloropropane	ND	10	1.4	U
124-48-1	Dibromochloromethane	ND	5.0	1.5	U
79-00-5	1,1,2-Trichloroethane	ND	15	5.0	U
127-18-4	Tetrachloroethene	ND	5.0	1.8	U
108-90-7	Chlorobenzene	ND	25	7.0	U
75-69-4	Trichlorofluoromethane	ND	25	7.0	U
107-06-2	1,2-Dichloroethane	ND	5.0	1.3	U
71-55-6	1,1,1-Trichloroethane	ND	25	7.0	U
75-27-4	Bromodichloromethane	ND	5.0	1.9	U
10061-02-6	trans-1,3-Dichloropropene	ND	5.0	1.6	U
10061-01-5	cis-1,3-Dichloropropene	ND	5.0	1.4	U
75-25-2	Bromoform	ND	20	6.5	U
79-34-5	1,1,1,2-Tetrachloroethane	ND	5.0	1.7	U
71-43-2	Benzene	ND	5.0	1.6	U
108-88-3	Toluene	18	25	7.0	J
100-41-4	Ethylbenzene	1300	25	7.0	
74-87-3	Chloromethane	ND	25	7.0	U
74-83-9	Bromomethane	ND	25	7.0	U UJ
75-01-4	Vinyl chloride	ND	10	0.71	U
75-00-3	Chloroethane	ND	25	7.0	U
75-35-4	1,1-Dichloroethene	ND	5.0	1.7	U

MKP 12/23/2025



Results Summary

Form 1

Volatile Organics by GC/MS

Client : C&S Companies
 Project Name : CONVENTUS PRR
 Lab ID : L2575607-04D
 Client ID : MW-5-11252025
 Sample Location : BUFFALO, NY
 Sample Matrix : WATER
 Analytical Method : 1,8260D
 Lab File ID : VG251207A16
 Sample Amount : 1 ml
 Level : LOW
 Extract Volume (MeOH) : N/A

Lab Number : L2575607
 Project Number : U86
 Date Collected : 11/25/25 12:20
 Date Received : 11/25/25
 Date Analyzed : 12/07/25 15:21
 Dilution Factor : 10
 Analyst : MJV
 Instrument ID : GONZO
 GC Column : RTX-502.2
 %Solids : N/A
 Injection Volume : N/A

CAS NO.	Parameter	ug/L			Qualifier
		Results	RL	MDL	
156-60-5	trans-1,2-Dichloroethene	ND	25	7.0	U
79-01-6	Trichloroethene	ND	5.0	1.8	U
95-50-1	1,2-Dichlorobenzene	ND	25	7.0	U
541-73-1	1,3-Dichlorobenzene	ND	25	7.0	U
106-46-7	1,4-Dichlorobenzene	ND	25	7.0	U
1634-04-4	Methyl tert butyl ether	ND	25	1.7	U
179601-23-1	p/m-Xylene	2200	25	7.0	
95-47-6	o-Xylene	62	25	7.0	
156-59-2	cis-1,2-Dichloroethene	ND	25	7.0	U
100-42-5	Styrene	ND	25	7.0	U
75-71-8	Dichlorodifluoromethane	ND	50	10.	U
67-64-1	Acetone	50 UJ	46	50	15. J UJ
75-15-0	Carbon disulfide	ND	50	10.	U
78-93-3	2-Butanone	130	50	19.	
108-10-1	4-Methyl-2-pentanone	ND	50	10.	U
591-78-6	2-Hexanone	53	50	10.	
106-93-4	1,2-Dibromoethane	ND	20	6.5	U
104-51-8	n-Butylbenzene	ND	25	7.0	U
135-98-8	sec-Butylbenzene	ND	25	7.0	U
98-06-6	tert-Butylbenzene	ND	25	7.0	U
96-12-8	1,2-Dibromo-3-chloropropane	ND	25	7.0	U
98-82-8	Isopropylbenzene	16	25	7.0	J
99-87-6	p-Isopropyltoluene	ND	25	7.0	U
91-20-3	Naphthalene	550	25	7.0	
103-65-1	n-Propylbenzene	74	25	7.0	

MKP 12/23/2025



Results Summary

Form 1

Volatile Organics by GC/MS

Client : C&S Companies
 Project Name : CONVENTUS PRR
 Lab ID : L2575607-04D
 Client ID : MW-5-11252025
 Sample Location : BUFFALO, NY
 Sample Matrix : WATER
 Analytical Method : 1,8260D
 Lab File ID : VG251207A16
 Sample Amount : 1 ml
 Level : LOW
 Extract Volume (MeOH) : N/A

Lab Number : L2575607
 Project Number : U86
 Date Collected : 11/25/25 12:20
 Date Received : 11/25/25
 Date Analyzed : 12/07/25 15:21
 Dilution Factor : 10
 Analyst : MJV
 Instrument ID : GONZO
 GC Column : RTX-502.2
 %Solids : N/A
 Injection Volume : N/A

CAS NO.	Parameter	ug/L			Qualifier
		Results	RL	MDL	
120-82-1	1,2,4-Trichlorobenzene	ND	25	7.0	U
108-67-8	1,3,5-Trimethylbenzene	170	25	7.0	
95-63-6	1,2,4-Trimethylbenzene	1200	25	7.0	
79-20-9	Methyl Acetate	ND	20	2.3	U
110-82-7	Cyclohexane	28	100	2.7	J J
76-13-1	Freon-113	ND	25	7.0	U
108-87-2	Methyl cyclohexane	6.8	100	4.0	J

MKP 12/23/2025



Results Summary

Form 1

Volatile Organics by GC/MS

Client : C&S Companies
 Project Name : CONVENTUS PRR
 Lab ID : L2575607-05
 Client ID : MW-1-11252025
 Sample Location : BUFFALO, NY
 Sample Matrix : WATER
 Analytical Method : 1,8260D
 Lab File ID : VG251207A18
 Sample Amount : 10 ml
 Level : LOW
 Extract Volume (MeOH) : N/A

Lab Number : L2575607
 Project Number : U86
 Date Collected : 11/25/25 13:10
 Date Received : 11/25/25
 Date Analyzed : 12/07/25 16:14
 Dilution Factor : 1
 Analyst : MJV
 Instrument ID : GONZO
 GC Column : RTX-502.2
 %Solids : N/A
 Injection Volume : N/A

CAS NO.	Parameter	ug/L			Qualifier
		Results	RL	MDL	
75-09-2	Methylene chloride	ND	2.5	0.70	U
75-34-3	1,1-Dichloroethane	ND	2.5	0.70	U
67-66-3	Chloroform	ND	2.5	0.70	U
56-23-5	Carbon tetrachloride	ND	0.50	0.13	U
78-87-5	1,2-Dichloropropane	ND	1.0	0.14	U
124-48-1	Dibromochloromethane	ND	0.50	0.15	U
79-00-5	1,1,2-Trichloroethane	ND	1.5	0.50	U
127-18-4	Tetrachloroethene	ND	0.50	0.18	U
108-90-7	Chlorobenzene	ND	2.5	0.70	U
75-69-4	Trichlorofluoromethane	ND	2.5	0.70	U
107-06-2	1,2-Dichloroethane	ND	0.50	0.13	U
71-55-6	1,1,1-Trichloroethane	ND	2.5	0.70	U
75-27-4	Bromodichloromethane	ND	0.50	0.19	U
10061-02-6	trans-1,3-Dichloropropene	ND	0.50	0.16	U
10061-01-5	cis-1,3-Dichloropropene	ND	0.50	0.14	U
75-25-2	Bromoform	ND	2.0	0.65	U
79-34-5	1,1,1,2-Tetrachloroethane	ND	0.50	0.17	U
71-43-2	Benzene	ND	0.50	0.16	U
108-88-3	Toluene	ND	2.5	0.70	U
100-41-4	Ethylbenzene	1.0	2.5	0.70	J
74-87-3	Chloromethane	ND	2.5	0.70	U
74-83-9	Bromomethane	ND	2.5	0.70	U UJ
75-01-4	Vinyl chloride	ND	1.0	0.07	U
75-00-3	Chloroethane	ND	2.5	0.70	U
75-35-4	1,1-Dichloroethene	ND	0.50	0.17	U

MKP 12/23/2025



Results Summary

Form 1

Volatile Organics by GC/MS

Client : C&S Companies
 Project Name : CONVENTUS PRR
 Lab ID : L2575607-05
 Client ID : MW-1-11252025
 Sample Location : BUFFALO, NY
 Sample Matrix : WATER
 Analytical Method : 1,8260D
 Lab File ID : VG251207A18
 Sample Amount : 10 ml
 Level : LOW
 Extract Volume (MeOH) : N/A

Lab Number : L2575607
 Project Number : U86
 Date Collected : 11/25/25 13:10
 Date Received : 11/25/25
 Date Analyzed : 12/07/25 16:14
 Dilution Factor : 1
 Analyst : MJV
 Instrument ID : GONZO
 GC Column : RTX-502.2
 %Solids : N/A
 Injection Volume : N/A

CAS NO.	Parameter	ug/L			Qualifier	
		Results	RL	MDL		
156-60-5	trans-1,2-Dichloroethene	ND	2.5	0.70	U	
79-01-6	Trichloroethene	ND	0.50	0.18	U	
95-50-1	1,2-Dichlorobenzene	ND	2.5	0.70	U	
541-73-1	1,3-Dichlorobenzene	ND	2.5	0.70	U	
106-46-7	1,4-Dichlorobenzene	ND	2.5	0.70	U	
1634-04-4	Methyl tert butyl ether	ND	2.5	0.17	U	
179601-23-1	p/m-Xylene	1.5	2.5	0.70	J	
95-47-6	o-Xylene	ND	2.5	0.70	U	
156-59-2	cis-1,2-Dichloroethene	ND	2.5	0.70	U	
100-42-5	Styrene	ND	2.5	0.70	U	
75-71-8	Dichlorodifluoromethane	ND	5.0	1.0	U	
67-64-1	Acetone	6.0 UJ	6.0	5.0	1.5	UJ
75-15-0	Carbon disulfide	ND	5.0	1.0	U	
78-93-3	2-Butanone	ND	5.0	1.9	U	
108-10-1	4-Methyl-2-pentanone	ND	5.0	1.0	U	
591-78-6	2-Hexanone	ND	5.0	1.0	U	
106-93-4	1,2-Dibromoethane	ND	2.0	0.65	U	
104-51-8	n-Butylbenzene	ND	2.5	0.70	U	
135-98-8	sec-Butylbenzene	ND	2.5	0.70	U	
98-06-6	tert-Butylbenzene	ND	2.5	0.70	U	
96-12-8	1,2-Dibromo-3-chloropropane	ND	2.5	0.70	U	
98-82-8	Isopropylbenzene	ND	2.5	0.70	U	
99-87-6	p-Isopropyltoluene	ND	2.5	0.70	U	
91-20-3	Naphthalene	0.84	2.5	0.70	J	
103-65-1	n-Propylbenzene	ND	2.5	0.70	U	

MKP 12/23/2025



Results Summary
Form 1
Volatile Organics by GC/MS

Client : C&S Companies
 Project Name : CONVENTUS PRR
 Lab ID : L2575607-05
 Client ID : MW-1-11252025
 Sample Location : BUFFALO, NY
 Sample Matrix : WATER
 Analytical Method : 1,8260D
 Lab File ID : VG251207A18
 Sample Amount : 10 ml
 Level : LOW
 Extract Volume (MeOH) : N/A

Lab Number : L2575607
 Project Number : U86
 Date Collected : 11/25/25 13:10
 Date Received : 11/25/25
 Date Analyzed : 12/07/25 16:14
 Dilution Factor : 1
 Analyst : MJV
 Instrument ID : GONZO
 GC Column : RTX-502.2
 %Solids : N/A
 Injection Volume : N/A

CAS NO.	Parameter	ug/L			Qualifier
		Results	RL	MDL	
120-82-1	1,2,4-Trichlorobenzene	ND	2.5	0.70	U
108-67-8	1,3,5-Trimethylbenzene	ND	2.5	0.70	U
95-63-6	1,2,4-Trimethylbenzene	0.89	2.5	0.70	J
79-20-9	Methyl Acetate	ND	2.0	0.23	U
110-82-7	Cyclohexane	ND	10	0.27	U UJ
76-13-1	Freon-113	ND	2.5	0.70	U
108-87-2	Methyl cyclohexane	ND	10	0.40	U

MKP 12/23/2025



Results Summary

Form 1

Volatile Organics by GC/MS

Client : C&S Companies
 Project Name : CONVENTUS PRR
 Lab ID : L2575607-06
 Client ID : MW-6-11252025
 Sample Location : BUFFALO, NY
 Sample Matrix : WATER
 Analytical Method : 1,8260D
 Lab File ID : VG251207A19
 Sample Amount : 10 ml
 Level : LOW
 Extract Volume (MeOH) : N/A

Lab Number : L2575607
 Project Number : U86
 Date Collected : 11/25/25 13:55
 Date Received : 11/25/25
 Date Analyzed : 12/07/25 16:40
 Dilution Factor : 1
 Analyst : MJV
 Instrument ID : GONZO
 GC Column : RTX-502.2
 %Solids : N/A
 Injection Volume : N/A

CAS NO.	Parameter	ug/L			Qualifier
		Results	RL	MDL	
75-09-2	Methylene chloride	ND	2.5	0.70	U
75-34-3	1,1-Dichloroethane	ND	2.5	0.70	U
67-66-3	Chloroform	ND	2.5	0.70	U
56-23-5	Carbon tetrachloride	ND	0.50	0.13	U
78-87-5	1,2-Dichloropropane	ND	1.0	0.14	U
124-48-1	Dibromochloromethane	ND	0.50	0.15	U
79-00-5	1,1,2-Trichloroethane	ND	1.5	0.50	U
127-18-4	Tetrachloroethene	ND	0.50	0.18	U
108-90-7	Chlorobenzene	ND	2.5	0.70	U
75-69-4	Trichlorofluoromethane	ND	2.5	0.70	U
107-06-2	1,2-Dichloroethane	ND	0.50	0.13	U
71-55-6	1,1,1-Trichloroethane	ND	2.5	0.70	U
75-27-4	Bromodichloromethane	ND	0.50	0.19	U
10061-02-6	trans-1,3-Dichloropropene	ND	0.50	0.16	U
10061-01-5	cis-1,3-Dichloropropene	ND	0.50	0.14	U
75-25-2	Bromoform	ND	2.0	0.65	U
79-34-5	1,1,1,2-Tetrachloroethane	ND	0.50	0.17	U
71-43-2	Benzene	ND	0.50	0.16	U
108-88-3	Toluene	ND	2.5	0.70	U
100-41-4	Ethylbenzene	0.76	2.5	0.70	J
74-87-3	Chloromethane	ND	2.5	0.70	U
74-83-9	Bromomethane	ND	2.5	0.70	U UJ
75-01-4	Vinyl chloride	ND	1.0	0.07	U
75-00-3	Chloroethane	ND	2.5	0.70	U
75-35-4	1,1-Dichloroethene	ND	0.50	0.17	U

MKP 12/23/2025



Results Summary

Form 1

Volatile Organics by GC/MS

Client : C&S Companies
 Project Name : CONVENTUS PRR
 Lab ID : L2575607-06
 Client ID : MW-6-11252025
 Sample Location : BUFFALO, NY
 Sample Matrix : WATER
 Analytical Method : 1,8260D
 Lab File ID : VG251207A19
 Sample Amount : 10 ml
 Level : LOW
 Extract Volume (MeOH) : N/A

Lab Number : L2575607
 Project Number : U86
 Date Collected : 11/25/25 13:55
 Date Received : 11/25/25
 Date Analyzed : 12/07/25 16:40
 Dilution Factor : 1
 Analyst : MJV
 Instrument ID : GONZO
 GC Column : RTX-502.2
 %Solids : N/A
 Injection Volume : N/A

CAS NO.	Parameter	ug/L			Qualifier
		Results	RL	MDL	
156-60-5	trans-1,2-Dichloroethene	ND	2.5	0.70	U
79-01-6	Trichloroethene	ND	0.50	0.18	U
95-50-1	1,2-Dichlorobenzene	ND	2.5	0.70	U
541-73-1	1,3-Dichlorobenzene	ND	2.5	0.70	U
106-46-7	1,4-Dichlorobenzene	ND	2.5	0.70	U
1634-04-4	Methyl tert butyl ether	ND	2.5	0.17	U
179601-23-1	p/m-Xylene	1.1	2.5	0.70	J
95-47-6	o-Xylene	ND	2.5	0.70	U
156-59-2	cis-1,2-Dichloroethene	ND	2.5	0.70	U
100-42-5	Styrene	ND	2.5	0.70	U
75-71-8	Dichlorodifluoromethane	ND	5.0	1.0	U
67-64-1	Acetone	5.4 UJ	5.4	1.5	UJ
75-15-0	Carbon disulfide	ND	5.0	1.0	U
78-93-3	2-Butanone	ND	5.0	1.9	U
108-10-1	4-Methyl-2-pentanone	ND	5.0	1.0	U
591-78-6	2-Hexanone	ND	5.0	1.0	U
106-93-4	1,2-Dibromoethane	ND	2.0	0.65	U
104-51-8	n-Butylbenzene	ND	2.5	0.70	U
135-98-8	sec-Butylbenzene	ND	2.5	0.70	U
98-06-6	tert-Butylbenzene	ND	2.5	0.70	U
96-12-8	1,2-Dibromo-3-chloropropane	ND	2.5	0.70	U
98-82-8	Isopropylbenzene	ND	2.5	0.70	U
99-87-6	p-Isopropyltoluene	ND	2.5	0.70	U
91-20-3	Naphthalene	ND	2.5	0.70	U
103-65-1	n-Propylbenzene	ND	2.5	0.70	U

MKP 12/23/2025



Results Summary
Form 1
Volatile Organics by GC/MS

Client : C&S Companies
 Project Name : CONVENTUS PRR
 Lab ID : L2575607-06
 Client ID : MW-6-11252025
 Sample Location : BUFFALO, NY
 Sample Matrix : WATER
 Analytical Method : 1,8260D
 Lab File ID : VG251207A19
 Sample Amount : 10 ml
 Level : LOW
 Extract Volume (MeOH) : N/A

Lab Number : L2575607
 Project Number : U86
 Date Collected : 11/25/25 13:55
 Date Received : 11/25/25
 Date Analyzed : 12/07/25 16:40
 Dilution Factor : 1
 Analyst : MJV
 Instrument ID : GONZO
 GC Column : RTX-502.2
 %Solids : N/A
 Injection Volume : N/A

CAS NO.	Parameter	ug/L			Qualifier
		Results	RL	MDL	
120-82-1	1,2,4-Trichlorobenzene	ND	2.5	0.70	U
108-67-8	1,3,5-Trimethylbenzene	ND	2.5	0.70	U
95-63-6	1,2,4-Trimethylbenzene	ND	2.5	0.70	U
79-20-9	Methyl Acetate	ND	2.0	0.23	U
110-82-7	Cyclohexane	ND	10	0.27	U UJ
76-13-1	Freon-113	ND	2.5	0.70	U
108-87-2	Methyl cyclohexane	ND	10	0.40	U

MKP 12/23/2025



Results Summary

Form 1

Volatile Organics by GC/MS

Client : C&S Companies
 Project Name : CONVENTUS PRR
 Lab ID : L2575607-07D
 Client ID : MW-4-11252025
 Sample Location : BUFFALO, NY
 Sample Matrix : WATER
 Analytical Method : 1,8260D
 Lab File ID : VG251207A17
 Sample Amount : 0.25 ml
 Level : LOW
 Extract Volume (MeOH) : N/A

Lab Number : L2575607
 Project Number : U86
 Date Collected : 11/25/25 14:55
 Date Received : 11/25/25
 Date Analyzed : 12/07/25 15:47
 Dilution Factor : 40
 Analyst : MJV
 Instrument ID : GONZO
 GC Column : RTX-502.2
 %Solids : N/A
 Injection Volume : N/A

CAS NO.	Parameter	ug/L			Qualifier
		Results	RL	MDL	
75-09-2	Methylene chloride	ND	100	28.	U
75-34-3	1,1-Dichloroethane	ND	100	28.	U
67-66-3	Chloroform	ND	100	28.	U
56-23-5	Carbon tetrachloride	ND	20	5.4	U
78-87-5	1,2-Dichloropropane	ND	40	5.5	U
124-48-1	Dibromochloromethane	ND	20	6.0	U
79-00-5	1,1,2-Trichloroethane	ND	60	20.	U
127-18-4	Tetrachloroethene	ND	20	7.2	U
108-90-7	Chlorobenzene	ND	100	28.	U
75-69-4	Trichlorofluoromethane	ND	100	28.	U
107-06-2	1,2-Dichloroethane	ND	20	5.3	U
71-55-6	1,1,1-Trichloroethane	ND	100	28.	U
75-27-4	Bromodichloromethane	ND	20	7.7	U
10061-02-6	trans-1,3-Dichloropropene	ND	20	6.6	U
10061-01-5	cis-1,3-Dichloropropene	ND	20	5.8	U
75-25-2	Bromoform	ND	80	26.	U
79-34-5	1,1,1,2-Tetrachloroethane	ND	20	6.7	U
71-43-2	Benzene	ND	20	6.4	U
108-88-3	Toluene	ND	100	28.	U
100-41-4	Ethylbenzene	180	100	28.	
74-87-3	Chloromethane	ND	100	28.	U
74-83-9	Bromomethane	ND	100	28.	U UJ
75-01-4	Vinyl chloride	ND	40	2.8	U
75-00-3	Chloroethane	ND	100	28.	U
75-35-4	1,1-Dichloroethene	ND	20	6.8	U

MKP 12/23/2025



Results Summary

Form 1

Volatile Organics by GC/MS

Client : C&S Companies
 Project Name : CONVENTUS PRR
 Lab ID : L2575607-07D
 Client ID : MW-4-11252025
 Sample Location : BUFFALO, NY
 Sample Matrix : WATER
 Analytical Method : 1,8260D
 Lab File ID : VG251207A17
 Sample Amount : 0.25 ml
 Level : LOW
 Extract Volume (MeOH) : N/A

Lab Number : L2575607
 Project Number : U86
 Date Collected : 11/25/25 14:55
 Date Received : 11/25/25
 Date Analyzed : 12/07/25 15:47
 Dilution Factor : 40
 Analyst : MJV
 Instrument ID : GONZO
 GC Column : RTX-502.2
 %Solids : N/A
 Injection Volume : N/A

CAS NO.	Parameter	ug/L			Qualifier
		Results	RL	MDL	
156-60-5	trans-1,2-Dichloroethene	ND	100	28.	U
79-01-6	Trichloroethene	ND	20	7.0	U
95-50-1	1,2-Dichlorobenzene	ND	100	28.	U
541-73-1	1,3-Dichlorobenzene	ND	100	28.	U
106-46-7	1,4-Dichlorobenzene	ND	100	28.	U
1634-04-4	Methyl tert butyl ether	ND	100	6.6	U
179601-23-1	p/m-Xylene	ND	100	28.	U
95-47-6	o-Xylene	ND	100	28.	U
156-59-2	cis-1,2-Dichloroethene	ND	100	28.	U
100-42-5	Styrene	ND	100	28.	U
75-71-8	Dichlorodifluoromethane	ND	200	40.	U
67-64-1	Acetone	ND	200	58.	U
75-15-0	Carbon disulfide	ND	200	40.	U
78-93-3	2-Butanone	ND	200	78.	U
108-10-1	4-Methyl-2-pentanone	ND	200	40.	U
591-78-6	2-Hexanone	ND	200	40.	U
106-93-4	1,2-Dibromoethane	ND	80	26.	U
104-51-8	n-Butylbenzene	ND	100	28.	U
135-98-8	sec-Butylbenzene	ND	100	28.	U
98-06-6	tert-Butylbenzene	ND	100	28.	U
96-12-8	1,2-Dibromo-3-chloropropane	ND	100	28.	U
98-82-8	Isopropylbenzene	ND	100	28.	U
99-87-6	p-Isopropyltoluene	ND	100	28.	U
91-20-3	Naphthalene	96	100	28.	J
103-65-1	n-Propylbenzene	37	100	28.	J



Results Summary

Form 1

Volatile Organics by GC/MS

Client : C&S Companies
Project Name : CONVENTUS PRR
Lab ID : L2575607-07D
Client ID : MW-4-11252025
Sample Location : BUFFALO, NY
Sample Matrix : WATER
Analytical Method : 1,8260D
Lab File ID : VG251207A17
Sample Amount : 0.25 ml
Level : LOW
Extract Volume (MeOH) : N/A

Lab Number : L2575607
Project Number : U86
Date Collected : 11/25/25 14:55
Date Received : 11/25/25
Date Analyzed : 12/07/25 15:47
Dilution Factor : 40
Analyst : MJV
Instrument ID : GONZO
GC Column : RTX-502.2
%Solids : N/A
Injection Volume : N/A

CAS NO.	Parameter	ug/L			Qualifier
		Results	RL	MDL	
120-82-1	1,2,4-Trichlorobenzene	ND	100	28.	U
108-67-8	1,3,5-Trimethylbenzene	ND	100	28.	U
95-63-6	1,2,4-Trimethylbenzene	69	100	28.	J
79-20-9	Methyl Acetate	ND	80	9.4	U
110-82-7	Cyclohexane	24	400	11.	J J
76-13-1	Freon-113	ND	100	28.	U
108-87-2	Methyl cyclohexane	ND	400	16.	U

MKP 12/23/2025



Results Summary

Form 1

Volatile Organics by GC/MS

Client : C&S Companies
 Project Name : CONVENTUS PRR
 Lab ID : L2575607-08
 Client ID : TRIP BLANK
 Sample Location : BUFFALO, NY
 Sample Matrix : WATER
 Analytical Method : 1,8260D
 Lab File ID : VG251207A20
 Sample Amount : 10 ml
 Level : LOW
 Extract Volume (MeOH) : N/A

Lab Number : L2575607
 Project Number : U86
 Date Collected : 11/25/25 00:00
 Date Received : 11/25/25
 Date Analyzed : 12/07/25 17:07
 Dilution Factor : 1
 Analyst : MJV
 Instrument ID : GONZO
 GC Column : RTX-502.2
 %Solids : N/A
 Injection Volume : N/A

CAS NO.	Parameter	ug/L			Qualifier
		Results	RL	MDL	
75-09-2	Methylene chloride	ND	2.5	0.70	U
75-34-3	1,1-Dichloroethane	ND	2.5	0.70	U
67-66-3	Chloroform	ND	2.5	0.70	U
56-23-5	Carbon tetrachloride	ND	0.50	0.13	U
78-87-5	1,2-Dichloropropane	ND	1.0	0.14	U
124-48-1	Dibromochloromethane	ND	0.50	0.15	U
79-00-5	1,1,2-Trichloroethane	ND	1.5	0.50	U
127-18-4	Tetrachloroethene	ND	0.50	0.18	U
108-90-7	Chlorobenzene	ND	2.5	0.70	U
75-69-4	Trichlorofluoromethane	ND	2.5	0.70	U
107-06-2	1,2-Dichloroethane	ND	0.50	0.13	U
71-55-6	1,1,1-Trichloroethane	ND	2.5	0.70	U
75-27-4	Bromodichloromethane	ND	0.50	0.19	U
10061-02-6	trans-1,3-Dichloropropene	ND	0.50	0.16	U
10061-01-5	cis-1,3-Dichloropropene	ND	0.50	0.14	U
75-25-2	Bromoform	ND	2.0	0.65	U
79-34-5	1,1,2,2-Tetrachloroethane	ND	0.50	0.17	U
71-43-2	Benzene	ND	0.50	0.16	U
108-88-3	Toluene	ND	2.5	0.70	U
100-41-4	Ethylbenzene	ND	2.5	0.70	U
74-87-3	Chloromethane	ND	2.5	0.70	U
74-83-9	Bromomethane	ND	2.5	0.70	U UJ
75-01-4	Vinyl chloride	ND	1.0	0.07	U
75-00-3	Chloroethane	ND	2.5	0.70	U
75-35-4	1,1-Dichloroethene	ND	0.50	0.17	U

MKP 12/23/2025



Results Summary

Form 1

Volatile Organics by GC/MS

Client : C&S Companies
 Project Name : CONVENTUS PRR
 Lab ID : L2575607-08
 Client ID : TRIP BLANK
 Sample Location : BUFFALO, NY
 Sample Matrix : WATER
 Analytical Method : 1,8260D
 Lab File ID : VG251207A20
 Sample Amount : 10 ml
 Level : LOW
 Extract Volume (MeOH) : N/A

Lab Number : L2575607
 Project Number : U86
 Date Collected : 11/25/25 00:00
 Date Received : 11/25/25
 Date Analyzed : 12/07/25 17:07
 Dilution Factor : 1
 Analyst : MJV
 Instrument ID : GONZO
 GC Column : RTX-502.2
 %Solids : N/A
 Injection Volume : N/A

CAS NO.	Parameter	ug/L			Qualifier
		Results	RL	MDL	
156-60-5	trans-1,2-Dichloroethene	ND	2.5	0.70	U
79-01-6	Trichloroethene	ND	0.50	0.18	U
95-50-1	1,2-Dichlorobenzene	ND	2.5	0.70	U
541-73-1	1,3-Dichlorobenzene	ND	2.5	0.70	U
106-46-7	1,4-Dichlorobenzene	ND	2.5	0.70	U
1634-04-4	Methyl tert butyl ether	ND	2.5	0.17	U
179601-23-1	p/m-Xylene	ND	2.5	0.70	U
95-47-6	o-Xylene	ND	2.5	0.70	U
156-59-2	cis-1,2-Dichloroethene	ND	2.5	0.70	U
100-42-5	Styrene	ND	2.5	0.70	U
75-71-8	Dichlorodifluoromethane	ND	5.0	1.0	U
67-64-1	Acetone	4.7	5.0	1.5	J
75-15-0	Carbon disulfide	ND	5.0	1.0	U
78-93-3	2-Butanone	ND	5.0	1.9	U
108-10-1	4-Methyl-2-pentanone	ND	5.0	1.0	U
591-78-6	2-Hexanone	ND	5.0	1.0	U
106-93-4	1,2-Dibromoethane	ND	2.0	0.65	U
104-51-8	n-Butylbenzene	ND	2.5	0.70	U
135-98-8	sec-Butylbenzene	ND	2.5	0.70	U
98-06-6	tert-Butylbenzene	ND	2.5	0.70	U
96-12-8	1,2-Dibromo-3-chloropropane	ND	2.5	0.70	U
98-82-8	Isopropylbenzene	ND	2.5	0.70	U
99-87-6	p-Isopropyltoluene	ND	2.5	0.70	U
91-20-3	Naphthalene	ND	2.5	0.70	U
103-65-1	n-Propylbenzene	ND	2.5	0.70	U

MKP 12/23/2025



Results Summary
Form 1
Volatile Organics by GC/MS

Client : C&S Companies
 Project Name : CONVENTUS PRR
 Lab ID : L2575607-08
 Client ID : TRIP BLANK
 Sample Location : BUFFALO, NY
 Sample Matrix : WATER
 Analytical Method : 1,8260D
 Lab File ID : VG251207A20
 Sample Amount : 10 ml
 Level : LOW
 Extract Volume (MeOH) : N/A

Lab Number : L2575607
 Project Number : U86
 Date Collected : 11/25/25 00:00
 Date Received : 11/25/25
 Date Analyzed : 12/07/25 17:07
 Dilution Factor : 1
 Analyst : MJV
 Instrument ID : GONZO
 GC Column : RTX-502.2
 %Solids : N/A
 Injection Volume : N/A

CAS NO.	Parameter	ug/L			Qualifier
		Results	RL	MDL	
120-82-1	1,2,4-Trichlorobenzene	ND	2.5	0.70	U
108-67-8	1,3,5-Trimethylbenzene	ND	2.5	0.70	U
95-63-6	1,2,4-Trimethylbenzene	ND	2.5	0.70	U
79-20-9	Methyl Acetate	ND	2.0	0.23	U
110-82-7	Cyclohexane	ND	10	0.27	U UJ
76-13-1	Freon-113	ND	2.5	0.70	U
108-87-2	Methyl cyclohexane	ND	10	0.40	U

MKP 12/23/2025



Appendix B

*Laboratory
QC
Documentation*

Laboratory Control Sample Summary

Form 3

Volatiles

Client : C&S Companies **Lab Number** : L2575607
Project Name : CONVENTUS PRR **Project Number** : U86
Matrix (Level) : WATER (LOW)
LCS Sample ID : WG2150839-3 **Analysis Date** : 12/07/25 08:42 **File ID** : VG251207A01
LCSD Sample ID : WG2150839-4 **Analysis Date** : 12/07/25 09:35 **File ID** : VG251207A03

Parameter	Laboratory Control Sample			Laboratory Control Duplicate			RPD	Recovery Limits	RPD Limit
	True (ug/l)	Found (ug/l)	%R	True (ug/l)	Found (ug/l)	%R			
Methylene chloride	10	10	100	10	9.3	93	7	70-130	20
1,1-Dichloroethane	10	11	110	10	9.7	97	13	70-130	20
Chloroform	10	10	100	10	9.7	97	3	70-130	20
Carbon tetrachloride	10	11	110	10	9.9	99	11	63-132	20
1,2-Dichloropropane	10	10	100	10	9.6	96	4	70-130	20
Dibromochloromethane	10	9.9	99	10	9.1	91	8	63-130	20
1,1,2-Trichloroethane	10	10	100	10	9.4	94	6	70-130	20
Tetrachloroethene	10	12	120	10	10	100	18	70-130	20
Chlorobenzene	10	10	100	10	9.4	94	6	75-130	20
Trichlorofluoromethane	10	12	120	10	10	100	18	62-150	20
1,2-Dichloroethane	10	11	110	10	10	100	10	70-130	20
1,1,1-Trichloroethane	10	11	110	10	9.9	99	11	67-130	20
Bromodichloromethane	10	10	100	10	9.4	94	6	67-130	20
trans-1,3-Dichloropropene	10	10	100	10	9.4	94	6	70-130	20
cis-1,3-Dichloropropene	10	11	110	10	9.6	96	14	70-130	20
Bromoform	10	9.8	98	10	8.9	89	10	54-136	20
1,1,2,2-Tetrachloroethane	10	10	100	10	9.3	93	7	67-130	20
Benzene	10	11	110	10	10	100	10	70-130	20
Toluene	10	11	110	10	9.4	94	16	70-130	20
Ethylbenzene	10	11	110	10	9.5	95	15	70-130	20
Chloromethane	10	11	110	10	10	100	10	64-130	20
Bromomethane	10	3.0	30 Q	10	2.8	28 Q	7	39-139	20
Vinyl chloride	10	11	110	10	9.7	97	13	55-140	20
Chloroethane	10	8.6	86	10	7.4	74	15	55-138	20
1,1-Dichloroethene	10	11	110	10	10	100	10	61-145	20
trans-1,2-Dichloroethene	10	11	110	10	9.6	96	14	70-130	20



Calibration Verification Summary

Form 7

Volatiles

Client : C&S Companies
 Project Name : CONVENTUS PRR
 Instrument ID : GONZO
 Lab File ID : VG251207A01
 Sample No : WG2150839-2
 Channel :

Lab Number : L2575607
 Project Number : U86
 Calibration Date : 12/07/25 08:42
 Init. Calib. Date(s) : 10/24/25 10/24/25
 Init. Calib. Times : 13:08 17:34

Compound	Ave. RRF	RRF	Min RRF	%D	Max %D	Area%	Dev(min)
Fluorobenzene	1	1	-	0	20	93	0
Dichlorodifluoromethane	0.251	0.29	-	-15.5	20	117	0
Chloromethane	0.352	0.38	-	-8	20	98	0
Vinyl chloride	0.303	0.323	-	-6.6	20	99	0
Bromomethane	0.216	0.066	-	69.4*	20	28	0
Chloroethane	0.192	0.165	-	14.1	20	74	0
Trichlorofluoromethane	0.351	0.413	-	-17.7	20	115	0
Ethyl ether	0.116	0.123	-	-6	20	100	0
1,1-Dichloroethene	0.219	0.24	-	-9.6	20	109	0
Carbon disulfide	0.722	0.827	-	-14.5	20	109	0
Freon-113	0.222	0.257	-	-15.8	20	122	0
Acrolein	0.027	0.022	-	18.5	20	83	0
Methylene chloride	0.262	0.271	-	-3.4	20	96	0
Acetone	0.049	0.048	-	2	20	103	0
trans-1,2-Dichloroethene	0.25	0.267	-	-6.8	20	99	0
Methyl acetate	0.115	0.13	-	-13	20	113	0
Methyl tert-butyl ether	0.559	0.568	-	-1.6	20	96	0
tert-Butyl alcohol	0.014	0.013	-	7.1	20	91	0
Diisopropyl ether	0.899	1.083	-	-20.5*	20	112	0 NT
1,1-Dichloroethane	0.504	0.554	-	-9.9	20	99	0
Halothane	0.199	0.223	-	-12.1	20	109	0
Acrylonitrile	0.061	0.065	-	-6.6	20	106	0
Ethyl tert-butyl ether	0.714	0.764	-	-7	20	102	0
Vinyl acetate	0.529	0.641	-	-21.2*	20	117	0 NT
cis-1,2-Dichloroethene	0.276	0.299	-	-8.3	20	97	0
2,2-Dichloropropane	0.345	0.418	-	-21.2*	20	111	0 NT
Bromochloromethane	0.121	0.138	-	-14	20	98	0
Cyclohexane	0.492	0.602	-	-22.4*	20	132	0
Chloroform	0.456	0.483	-	-5.9	20	100	0
Ethyl acetate	0.183	0.201	-	-9.8	20	110	0
Carbon tetrachloride	0.357	0.392	-	-9.8	20	104	0
Tetrahydrofuran	0.058	0.068	-	-17.2	20	111	0
Dibromofluoromethane	0.264	0.252	-	4.5	20	91	0
1,1,1-Trichloroethane	0.39	0.43	-	-10.3	20	105	0
2-Butanone	0.076	0.085	-	-11.8	20	109	0
1,1-Dichloropropene	0.313	0.364	-	-16.3	20	111	0
Benzene	0.987	1.132	-	-14.7	20	103	0
tert-Amyl methyl ether	0.558	0.544	-	2.5	20	93	0
1,2-Dichloroethane-d4	0.285	0.285	-	0	20	90	0
1,2-Dichloroethane	0.32	0.345	-	-7.8	20	100	-0.1
Methyl cyclohexane	0.447	0.508	-	-13.6	20	127	-0.1
Trichloroethene	0.28	0.298	-	-6.4	20	101	0
Dibromomethane	0.132	0.138	-	-4.5	20	99	-0.1

* Value outside of QC limits.



Appendix C

Validator Qualifications

KENNETH R. APPLIN
Geochemist/Data Validator

Ph.D., Geochemistry and Mineralogy, The Pennsylvania State University

M.S., Geochemistry and Mineralogy, The Pennsylvania State University

B.A., Geological Sciences, SUNY at Geneseo, NY

Dr. Applin has over 35 years of experience working with the geochemistry of natural waters. His prior experience includes working as an Assistant Professor of Geology at the University of Missouri-Columbia and as Chief Hydrogeologist and Geochemist with a leading engineering firm in Rochester, NY. In 1993, he established KR Applin and Associates, a small consulting business that focuses on the geochemistry of natural waters, especially as applied to problems involving the contamination of groundwater and surface water.

Dr. Applin is also an experienced analytical data validator and has provided data validation services since 1994 to a variety of clients performing brownfield cleanup projects, hazardous waste remediation, groundwater monitoring at solid waste facilities, and other projects requiring third-party data validation. Dr. Applin has several years of hands-on experience with the laboratory analysis of natural waters and has successfully completed the USEPA Region II certification courses for performing inorganic and organic analytical data validation.

MICHAEL K. PERRY
Chemist/Data Validator

B.S. Chemistry, Georgia State University, Atlanta, GA

A.A.S., Chemical Technology, Alfred State College, Alfred, NY

Mr. Perry has over 30 years of experience in the analytical laboratory business. During his early career, he spent several years as a laboratory analyst performing the analysis of soil, water, and air samples for inorganic and organic chemical parameters. During his last 20 years in the environmental laboratory business, he managed and directed two major analytical laboratories in Rochester, NY. His management responsibilities included oversight of the daily operations of the lab, staff training and supervision, the selection, purchase, and maintenance of analytical instruments, the introduction of new laboratory methods, analytical quality assurance and quality control, data acquisition and management, and other business-related activities.

Mr. Perry has an extensive working knowledge of the methods and procedures used for sampling and analyzing both inorganic and organic analytes in soil, water, and air. He is an accomplished laboratory chemist and is familiar with the analytical methods and procedures established under the USEPA Contract Laboratory Protocols (CLP), the NYSDEC Analytical Services Protocols (ASP), and the NYSDOH Environmental Laboratory Approval Program (ELAP).

APPENDIX E

PHOTO LOG

PHOTOGRAPHIC LOG

Exhibit:

1

Date:

4/25/2025

Conventus PRR Site Visit

Description:

BCPMW-6



Exhibit:

2

Date:

4/25/2025

Conventus PRR Site Visit

Description:

BCPMW-6



PHOTOGRAPHIC LOG

Exhibit:	Date:
3	4/25/2025

Conventus PRR Site Visit

Description:

BCPMW-6




Exhibit:	Date:
4	4/25/2025

Conventus PRR Site Visit

Description:

BCPMW-6



PHOTOGRAPHIC LOG

Exhibit:	Date:
5	4/25/2025

Conventus PRR Site Visit

Description:

BCPMW-7



Exhibit:	Date:
6	4/25/2025

Conventus PRR Site Visit

Description:

BCPMW-7



PHOTOGRAPHIC LOG

Exhibit:	Date:
7	4/25/2025

Conventus PRR Site Visit

Description:

BCPMW-1



Exhibit:	Date:
8	4/25/2025

Conventus PRR Site Visit

Description:

BCPMW-1



PHOTOGRAPHIC LOG

Exhibit:	Date:
9	4/25/2025

Conventus PRR Site Visit

Description:

BCPMW-1



Exhibit:	Date:
10	4/25/2025

Conventus PRR Site Visit

Description:

BCPMW-5



PHOTOGRAPHIC LOG

Exhibit: 11	Date: 4/25/2025
-----------------------	---------------------------

Conventus PRR Site Visit

Description:

BCPMW-5



Exhibit: 12	Date: 4/25/2025
-----------------------	---------------------------

Conventus PRR Site Visit

Description:

BCPMW-3



PHOTOGRAPHIC LOG

Exhibit: 13	Date: 4/25/2025
-----------------------	---------------------------

Conventus PRR Site Visit

Description:

BCPMW-3



Exhibit: 14	Date: 4/25/2025
-----------------------	---------------------------

Conventus PRR Site Visit

Description:

BCPMW-3



PHOTOGRAPHIC LOG

Exhibit: 15	Date: 4/25/2025	Conventus PRR Site Visit
-----------------------	---------------------------	---------------------------------

Description:

BCPMW-4



PHOTOGRAPHIC LOG

Exhibit:	Date:
1	11/25/2025

Conventus PRR

Description:

BCPMW-1. Appeared to be in good condition.



Exhibit:	Date:
2	11/25/2025

Conventus PRR

Description:

BCPMW-1. Appeared to be in good condition.



PHOTOGRAPHIC LOG

Exhibit:	Date:
3	11/25/2025

Conventus PRR

Description:

BCPMW-3. Appeared to be in good condition.



Exhibit:	Date:
4	11/25/2025

Conventus PRR

Description:

BCPMW-3. Appeared to be in good condition.



PHOTOGRAPHIC LOG

Exhibit:	Date:
5	11/25/2025

Conventus PRR

Description:

BCPMW-4. Appeared to be in good condition.



Exhibit:	Date:
6	11/25/2025

Conventus PRR

Description:

BCPMW-4. Appeared to be in good condition.



PHOTOGRAPHIC LOG

Exhibit:	Date:
7	11/25/2025

Conventus PRR

Description:

BCPMW-5. In poor condition. Well road box was rusted and chipping.



Exhibit:	Date:
8	11/25/2025

Conventus PRR

Description:

BCPMW-5. In poor condition. Water surrounded the well casing and overflowed into the well.



PHOTOGRAPHIC LOG

Exhibit:	Date:
9	11/25/2025

Conventus PRR

Description:

Brown / black effluent with strong petroleum odor from BCPMW-5.



Exhibit:	Date:
10	11/25/2025

Conventus PRR

Description:

BCPMW-6. Appeared to be in good condition.



PHOTOGRAPHIC LOG

Exhibit:	Date:
11	11/25/2025

Conventus PRR

Description:

BCPMW-6. Appeared to be in good condition.



Exhibit:	Date:
12	11/25/2025

Conventus PRR

Description:

BCPMW-7. Appeared to be in good condition.



PHOTOGRAPHIC LOG

Exhibit: 13	Date: 11/25/2025
-----------------------	----------------------------

Conventus PRR


Description:
BCPMW-7. Appeared to be in good condition.



Exhibit: 14	Date: 11/26/2025
-----------------------	----------------------------

Conventus PRR

Description:
Replaced cover on BCPMW-5.



APPENDIX F

CHANGE OF OWNERSHIP
DOCUMENTATION



Department of
Environmental
Conservation

60-Day Advance Notification of Site Change of Use

Physical Alteration, Transfer of Certificate of Completion, and/or Ownership Required by 6NYCRR Part 375-1.11(d) and 375-1.9(f)

SUBMITTAL INSTRUCTIONS:

Please submit via Site Control Dropbox as described below, OR, if file size permits, by email to DERSiteControl@dec.ny.gov. Print to pdf before submitting.

You may submit your document(s) via ground mail at the address below however please – DO NOT submit both electronic and ground mail.

a.) VIA SITE CONTROL DROPBOX:

Request an Invitation

In the "Title" field, please include the following: "Change of Use – Site Name, Site # C915260."

After uploading files, an automated email will be sent to the submitter's email address with a link to verify the status of the submission. Please do not send a separate email to confirm receipt.

Packages submitted through third-party file transfer services will not be accepted.

b.) VIA GROUND MAIL:

Save the COU form w/attached file(s) and cover letter (optional) to an external storage device (e.g., thumb drive, flash drive). Do NOT include any paper.

Mail the external storage device to the following address:

Chief, Site Control Section
Division of Environmental Remediation
625 Broadway, 12th Floor
Albany, NY 12233-7020

Section I: Property Information

Site Name: Former Mobil Service Station 99-MST

DEC Site # C915260

Site Address: 979 Main Street, Buffalo, NY 14203

Section II: Contact Information Person Submitting Notification

Name: Christine Leas

Address 1: Sive, Paget & Riesel, P.C.

Address 2: 560 Lexington Avenue, 15th Floor, New York, NY 10022

Phone: (646) 378-7267

E-mail: cleas@sprlaw.com

Section III: Type of Change and Date

Change of Ownership

Change of Remedial Parties

Transfer of Certificate of Completion

Other (e.g., any physical alteration or other change of use)

Proposed Date of Change (mm/dd/yyyy)

Section IV: Description of Proposed Change (Required)


Please provide a brief narrative of the proposed changes(s) indicated above. Attach maps, drawings, and/or parcel information as needed. If "other" the description must explain and advise the DEC how such change may or may not affect the site's proposed, ongoing, or completed remedial program (attach additional sheets if needed).

Planned transfer of title and transfer of COC from current owner and COC holder Seavest Core Buffalo Conventus, LLC to FG RTH Helm Conventus, LLC, or a wholly-owned subsidiary ownership entity.

Section V: Certification Statement

Where the change results in a change in ownership or in responsibility for the proposed, ongoing, or completed remedial program for the site, the following certification must be completed (by owner or designated representative: see § 375-1.11(d)(4)(i):

I hereby certify that the prospective purchaser and/or remedial party has been provided a copy of any order, agreement, Site Management Plan, or State Assistance Contract regarding the Site's remedial program as well as a copy of all approved remedial work plans and reports.

Name: 
(Signature)

11/19/2025
(Date)

Christine Leas
(Print Name)

Address1: Sive, Paget & Riesel, P.C.

Address2: 560 Lexington Ave 15th Floor New York, NY 10022

Phone: (646) 378-7267 Email: cleas@sprlaw.com

Section VI: Contact Information for New Owner, Remedial Party, or CoC Holder

If the site will be sold or there will be a new remedial party, identify the prospective owner(s) or party(ies) along with contact information. If the site is subject to an Environment Easement, Deed Restriction, or Site Management Plan subject to periodic certification of institutional controls/engineering controls (IC/ECs), indicate who will be the certifying party (attach additional sheets if needed).

Prospective Owner Prospective Remedial Party Prospective Owner Representative

Name: FG RTH Helm Conventus, LLC / Attn: Aashik Rao

Address:1 c/o Fengate Asset Management Inc.

Address2: 77 King Street West, Suite 3410, Toronto, Ontario M5K 1H1

Phone: (647) 220-3862 Email: aashik.rao@fengate.com

Cert. Party Name: C&S Engineers, Inc. / Attn: Nevin Bradford

Address:1 141 Elm Street

Address2: Buffalo, New York 14203

Phone: (716) 847-1630 Email: nbradford@cscos.com


Section VII: Agreement to Notify DEC After Transfer

If Section VI applies, i.e., all or part of the site will be sold, in accordance with § 375-1.11(d)(4)(ii) 30 days after the transfer a letter to notify the DEC of the completion of the transfer must be provided. If the current owner is also the CoC holder for the site, the CoC should be transferred to the new owner using DEC's approved "Notice of Transfer of COC" forms found at [Initial Notice And Transfer Of Certificate Of Completion - NYSDEC](#). This form has its own filing requirements at §375-1.9(f).

Signing below indicates that these notices will be provided to the DEC within the specified timeframes as follows:

Within 30 days of the sale of the site, I agree to submit to the DEC:

1. The name and contact information for the new owner(s) per §375-1.11(d)(4)(ii)
2. The name and contact information for any owner representative; and
3. A Notice of Transfer using the DEC form [Initial Notice And Transfer Of Certificate Of Completion - NYSDEC](#).

Name:  _____
(Signature)

11/19/2025

(Date)

Christine Leas

(Print Name)

Address1: **Sive, Paget & Riesel, P.C.**

Address2: **560 Lexington Avenue, 15th Floor, New York, NY 10022**

Phone: **(646) 378-7267** Email: **cleas@sprlaw.com**

Continuation Sheet (if needed for multiple owners, representatives, or remedial parties)

Prospective Owner Prospective Remedial Party Prospective Owner Representative

Name: _____

Address:1 _____

Address2: _____

Phone: _____ Email: _____

Prospective Owner Prospective Remedial Party Prospective Owner Representative

Name: _____

Address:1 _____

Address2: _____

Phone: _____ Email: _____

Prospective Owner Prospective Remedial Party Prospective Owner Representative

Name: _____

Address:1 _____

Address2: _____

Phone: _____ Email: _____

Prospective Owner Prospective Remedial Party Prospective Owner Representative

Name: _____

Address:1 _____

Address2: _____

Phone: _____ Email: _____



Instructions for Completing the 60-Day Advance Notification of Site Change of Use, Transfer of Certificate of Completion (CoC), and/or Ownership Form

Please submit via Site Control Dropbox [Request an Invitation](#)

In the "Title" field, please include the following: "Change of Use – Site Name, Site #

OR, if file size permits, by email to DERSiteControl@dec.ny.gov

Section I	Description
Site Name	Official DEC site name. (see http://www.dec.ny.gov/cfm/x/xtapps/derexternal/index.cfm?pageid=3)
DEC Site ID No.	DEC site identification number.
Section II	Contact Information of Person Submitting Notification
Name	Name of person submitting notification of site change of use, transfer of certificate of completion and/or ownership form.
Address1	Street address or P.O. box number of the person submitting notification.
Address2	City, state and zip code of the person submitting notification.
Phone	Phone number of the person submitting notification.
E-mail	E-mail address of the person submitting notification.
Section III	Type of Change and Date
Check Boxes	Check the appropriate box(es) for the type(s) of change about which you are notifying the Department. Check all that apply.
Proposed Date of Change	Date on which the change in ownership or remedial party, transfer of CoC, or other change is expected to occur.
Section IV	Description
Description	For each change checked in Section III, describe the proposed change. Provide all applicable maps, drawings, and/or parcel information. If "Other" is checked in Section III, explain how the change may affect the site's proposed, ongoing, or completed remedial program at the site. Please attach additional sheets, if needed.

Section Certification

This section must be filled out if the change of use results in a change of ownership or responsibility for the proposed, ongoing, or completed remedial program for the site. When completed, it provides DEC with a certification that the prospective purchaser has been provided a copy of any order, agreement, or State assistance contract as well as a copy of

Name The owner of the site property or their designated representative must sign and date the certification statement. Print owner or designated representative's name on the line provided below the signature.

Address Owner or designated representative's street address or P.O. Box

Address Owner or designated representative's city, state and zip

Phon Owner or designated representative's phone

E-Mail Owner or designated representative's E-

Section Contact Information for New Owner, Remedial Party, and CoC Holder (if a CoC was issued)

Fill out this section only if the site is to be sold or there will be a new remedial party. Check the appropriate box to indicate whether the information being provided is for a Prospective Owner, CoC Holder (if site was ever issued a COC), Prospective Remedial Party, or Prospective Owner Representative. Identify the prospective owner or party and include contact information. A Continuation Sheet is provided at the end of this form for additional

Name Name of Prospective Owner, Prospective Remedial Party or Prospective Owner

Address Street address or P.O. Box number for the Prospective Owner, Prospective Remedial Party, or Prospective Owner Representative.

Address City, state and zip code for the Prospective Owner, Prospective Remedial Party, or Prospective Owner Representative.

Phon Phone number for the Prospective Owner, Prospective Remedial Party or Prospective Owner Representative.

E-Mail E-mail address of the Prospective Owner, Prospective Remedial Party or Prospective Owner Representative.

If the site is subject to an Environmental Easement, Deed Restriction, or Site Management Plan requiring periodic certification of institutional controls/engineering controls (IC/EC), indicate who will be the certifying party(ies). Attach additional sheets, if needed.

Certifying Party Name	Name of Certifying
Address	Certifying Party's street address or P.O. Box
Address	Certifying Party's city, state and zip
Phone	Certifying Party's Phone
E-Mail	Certifying Party's E-mail

Section VII Agreement to Notify DEC After Property Transfer/Sale

This section must be filled out for all property transfers of all or part of the site. If the site also has a CoC, then the CoC shall be transferred using DEC's form found at <http://www.dec.ny.gov/chemical/54736.html>

Filling out and signing this section of the form indicates you will comply with the post transfer notifications within the required timeframes specified on the form. If a CoC has been issued for the site, the DEC will allow 30 days for the post transfer notification so that the "Notice of CoC Transfer Form" and proof of it's filing can be included. Normally the required post transfer notification must be submitted within 15 day (per 375-1.11(d)(3)(ii)) when no CoC is involved.

Name	Current property owner must sign and date the form on the designated lines. Print owner's name on the line provided.
Address1	Current owner's street address.
Address2	Current owner's city, state and zip

code.



December 1, 2025

Christine Leas
Sive, Paget, & Riesel, P.C.
560 Lexington Avenue, 15th Floor
New York, New York 10022

Dear Christine Leas:

Change of Ownership Notification
Former Mobil Service Station 99-MST, C915260

This letter acknowledges receipt of your November 25, 2025 60-Day Advance Notification of Change of Use for the above referenced site, wherein the type of change was indicated as a proposed change of ownership & transfer of the Certificate of Completion (CoC). This acknowledgement is not intended to imply approval or concurrence with the proposed change of use.

Please ensure that post-transfer notification is submitted within 30 days of the transfer, as required under 6 NYCRR Part 375-1.11(d)(3)(ii) and 375-1.9(f)(1)(ii). These notifications must include the name of the new owner, new owner's contact information, contact representative, contact information for such representative, and proof of filing of the Notice of Transfer of CoC.

Failure to comply with the regulatory requirements of transfer notices may prevent successors and assigns from receiving any rights benefits, or protections as provided by statute or regulation.

If you have any questions or need additional information, you may contact me at the address given above.

Sincerely,

Megan Kuczka
Environmental Program Specialist 2

MK/sed

ec: Andrea Caprio – NYSDEC
Malika Basheer – Seavest Core Buffalo Conventus LLC
Douglas Ray – Seavest Core Buffalo Conventus LLC
Aashik Rao – FG RTH Helm Conventus, LLC
Nevin Bradford – C&S Engineers, Inc.
Cody Martin – C&S Engineers, Inc.