REMEDIAL INVESTIGATION
INTERIM REMEDIAL MEASURES
ALTERNATIVES ANALYSIS REPORT

1111 ELMWOOD AVENUE SITE

BUFFALO, NEW YORK

BCP SITE No. C915319

October 2018 B0369-018-001

Prepared for:

Affinity Elmwood Gateway Properties LLC

Prepared By:

BENCHMARK ENVIRONMENTAL ENGINEERING & SCIENCE, PLLC

In Association With:

TURNKEY ENVIRONMENTAL RESTORATION, LLC

REMEDIAL INVESTIGATION
INTERIM REMEDIAL MEASURES
ALTERNATIVES ANALYSIS REPORT
1111 ELMWOOD AVENUE SITE

1.0 INTRODUCTION 1
1.1 Background 1
1.2 Previous Investigations 2
1.2.1 August 2017 – Phase II Environmental Site Investigation 2
1.3 Purpose and Scope 2

2.0 REMEDIAL INVESTIGATION APPROACH 4
2.1 Building Demolition 4
2.2 RI Soil/Fill Investigation 5
2.2.1 Surface Soil/Fill Investigation 5
2.2.2 Subsurface Soil/Fill Investigation 5
2.2.3 Soil/Fill Sample Collection and Analyses 6
2.3 Groundwater Investigation 6
2.3.1 RI Monitoring Well Installation 6
2.3.2 Monitoring Well Development 7
2.3.3 Groundwater Sample Collection and Analyses 7
2.4 Field Specific Quality Assurance/Quality Control Sampling 8
2.5 Site Mapping 9
2.6 Decontamination & Investigation-Derived Waste Management 9
2.7 Community Air Monitoring Program 9

3.0 SITE PHYSICAL CHARACTERISTICS 10
3.1 General Site Features and Site Topography 10
3.2 Geology and Hydrogeology 10
3.2.1 Overburden 10
3.2.2 Bedrock 11
3.2.3 Hydrogeology 11
3.2.4 Hydraulic Gradients 11

4.0 INVESTIGATION RESULTS BY MEDIA 12
4.1 Standards, Criteria, and Guidance 12
4.2 Previous Soil/Fill Investigation Results 13
4.3 RI Soil/Fill Investigation Results 13
4.3.1 Volatile Organic Compounds 13
4.3.2 Semi-Volatile Organic Compounds 14
4.3.3 Inorganic Compounds 14
4.3.4 Polychlorinated Biphenyls 14
4.3.5 Pesticides and Herbicides 14
4.3.6 Subsurface Soil/Fill Summary 15
4.4 Groundwater Investigation 15
4.4.1 Volatile Organic Compounds 15
4.4.2 Semi-volatile Organic Compounds 15
4.4.3 Inorganic Compounds 16

4.4.4 Polychlorinated Biphenyls 16
4.4.5 Pesticides 16
4.4.6 Herbicides 16
4.4.7 Emergent Contaminants 16
4.4.8 Groundwater Summary 16
4.5 Data Usability Summary 16
4.6 Constituents of Concern (COCs) 18

5.0 INTERIM REMEDIAL MEASURES 19
5.1 Building Demolition 19
5.2 Waste Characterization Sampling 19
5.3 Site Preparation Activities 20
5.3.1 Site Security & Safety Fencing 20
5.3.2 Construction Entrance Pad 20
5.3.3 Erosion Control 20
5.3.4 Retaining Wall and Tree Removal 20
5.3.5 Haul Road 21
5.4 Soil/Fill Removal 21
5.4.1 Post Excavation Soil Sampling 22
5.5 IRM Data Usability Summary 23

6.0 FATE AND TRANSPORT OF COCS 24
6.1 Fugitive Dust Generation 24
6.2 Volatilization 24
6.3 Surface Water Runoff 25
6.4 Leaching 25
6.5 Groundwater Transport 26
6.6 Exposure Pathways 26

7.0 QUALITATIVE EXPOSURE ASSESSMENT 27
7.1 On-Site Potential Human Health Exposure 27
7.2 On-Site Potential Ecological Exposure 27
7.3 Off-Site Potential Human Health Exposure 27
7.4 Off-Site Potential Ecological Exposure 28

8.0 REMEDIAL ALTERNATIVES ANALYSIS 29
8.1 Remedial Action Objectives 29
8.1.1 Soil/Fill RAOs 29
8.1.2 Groundwater RAOs 29
8.1.3 Soil Vapor RAOs 29
8.2 Future Land Use Evaluation 31
8.3 Alternatives Evaluation 35
8.3.1 IRM/Unrestricted Use/No Further Action 35

8.4 Recommended Remedial Measure 36

9.0 RI/IRM/AAR SUMMARY AND CONCLUSIONS 37

10.0 REFERENCES 38

LIST OF TABLES

Table 1	Summary of Phase II Investigation Soil/Fill samples Analytical Results
Table 2	Remedial Investigation Sampling and Analysis Program Summary
Table 3	Remedial Investigation Test Pit Observation Summary
Table 4	Remedial Investigation Monitoring Well Construction Details
Table 5	Summary of Remedial Investigation Subsurface Soil/Fill Sample Analytical Results
Table 6	Summary of Remedial Investigation Groundwater Sample Analytical Results
Table 7	Summary of IRM Post Excavation Sample Analytical Results

LIST OF FIGURES

Figure 1	Site Location and Vicinity Map
Figure 2	Site Plan (Aerial)
Figure 3	Phase II Investigation Locations & Soil/Fill Exceedances of SCOs
Figure 4	Remedial Investigation Sample Locations
Figure 5	Groundwater Isopotential Map
Figure 6	IRM Post Excavation Sample Locations

LIST OF APPENDICES

Appendix A	Project Photographs
Appendix B	Borehole Logs and Well Completion Details
Appendix C	Community Air Monitoring Data
Appendix D	Hydraulic Gradient Calculations
Appendix E	Laboratory Analytical Data Packages
Appendix F	Data Usability Summary Reports
Appendix G	NYSDEC Landfill Approvals
Appendix H	Soil/Fill Landfill Disposal Tonnage Summaries

Certification

I, Thomas H. Forbes, certify that I am currently a NYS registered professional engineer as defined in 6NYCRR Part 375 and that this Remedial Investigation/Interim Remedial Measures/Alternatives Analysis Report (RI/IRM/AAR) for the 1111 Elmwood Avenue Site (C915319) was prepared in general accordance with applicable statutes and regulations and in general conformance with the DER Technical Guidance for Site Investigation and Remediation (DER-10) and that activities were performed in general accordance with the DER-approved work plan and any DER-approved modifications.

10-5-18

Date

1.0 INTRODUCTION

This Remedial Investigation/Interim Remedial Measures/Alternatives Analysis Report (RI/IRM/AAR) has been prepared by Benchmark Environmental Engineering and Science, PLLC (Benchmark), in association with TurnKey Environmental Restoration, LLC (TurnKey), referred to herein as Benchmark-Turnkey, on behalf of Affinity Elmwood Gateway Properties LLC (Affinity), for the 1111 Elmwood Avenue Site, located in the City of Buffalo, Erie County, New York (Site; see Figures 1 and 2).

Affinity elected to pursue investigation, cleanup, and redevelopment of the Site under the New York State Brownfield Cleanup Program (BCP) and executed a Brownfield Cleanup Agreement (BCA) with the New York State Department of Environmental Conservation (NYSDEC) in October 2017 (Index No. C915319-09-017). The RI/IRM Work Plan (Ref. 1, RI/IRM WP) was approved by the NYSDEC with concurrence of the New York State Department of Health (NYSDOH) on December 14, 2017. Benchmark-TurnKey performed RI and IRM activities at the Site between January and April 2018.

1.1 Background

The Site, addressed as 1111 Elmwood Avenue, consists of an approximate 0.96-acre parcel, located along Elmwood Avenue, in the City of Buffalo, Erie County, New York. SBL: 89.62-1-1.211. The Site was improved with 12 commercial and residential buildings which were demolished in December 2017 and January 2018 to complete the RI and IRM activities. At the start of the RI, the Site was vacant, consisting of asphalt, concrete, gravel, and vegetated areas. The former buildings and their foundations had been removed.

The Site is bound by Elmwood Avenue the west, residential to the east, Forest Avenue to the north, and a commercial business to the south. Land use surrounding the Site includes commercial, residential, and institutional properties to the north, a commercial and residential to the south, residential properties to the east, and commercial and residential properties to the west. The Site has been utilized for various residential and commercial purposes since the 1900s.

Previous environmental investigations completed at the Site revealed elevated concentrations of semi-volatile organic compounds (SVOCs), specifically polycyclic aromatic hydrocarbons (PAHs) and metals in soil/fill material present at the Site. Details of the previous investigation is presented in Section 1.2 below.

1.2 Previous Investigations

1.2.1 August 2017 – Phase II Environmental Site Investigation

TurnKey completed a Phase II Environmental Site Investigation (Ref. 2; Phase II) at the Site. The findings of TurnKey's Phase II are as follows:

- SVOCs were detected at or above their respective Part 375 Restricted-Residential Use Soil Cleanup Objectives (RRSCOs) (i.e., the applicable SCOs for the intended Site reuse) at three (3) investigation locations, SB-6, HA-6 and TP-4. Benzo(a)pyrene was also detected at two (2) locations (SB-6 and TP-4) in exceedance of its Industrial SCO (ISCO).
- Metal analytes were detected above their respective RRSCOs at seven (7) investigation locations, SB-1, HA-1, HA-5, TP-2, TP-3, TP-4, and TP-6.
  - Arsenic exceeded its ISCO at two (2) locations (HA-1 and TP-6).
  - Chromium exceeded its Commercial SCO (CSCO) at one (1) location, TP-2.
  - Lead exceeded its CSCO at four (4) locations ((SB-1, HA-5, TP-3 and TP-4) and the ISCO at one (1) locations (TP-2).

A summary of Phase II Investigation analytical results, described above, is provided on Table 1. Historic sample locations are illustrated on Figure 3.

1.3 Purpose and Scope

This RI/IRM/AAR has been prepared on behalf of Affinity to describe and present the findings of the RI activities, details of the IRM completed, and evaluate remedial alternatives for the Site.

This report contains the following sections:

- Section 2.0 presents the approach for the RI
- Section 3.0 describes the physical characteristics of the Site as they pertain to the investigation findings
- Section 4.0 presents the investigation results by media
- Section 5.0 describes the Interim Remedial Measures (IRMs)

- Section 6.0 describes the fate and transport of the constituents of primary concern (COPCs)
- Section 7.0 presents the qualitative exposure assessment
- Section 8.0 evaluates remedial alternatives for the Site
- Section 9.0 presents the RI/IRM/AAR summary and conclusions
- Section 10.0 provides a list of references for this report

2.0 REMEDIAL INVESTIGATION APPROACH

The Remedial Investigation (RI) scope of work focused on further defining the nature and extent of contamination, identifying if other potential source(s) of contamination exist, defining chemical constituent migration pathways, qualitatively assessing human health and ecological exposures (if necessary), and obtaining data of sufficient quantity and quality to perform the remedial alternatives evaluation in accordance with NYSDEC DER-10 (Ref. 3).

The RI was performed to supplement previous investigations and to more fully characterize subsurface soil/fill materials, groundwater, and overburden stratigraphy within the Site boundaries. The RI tasks were performed in accordance with the NYSDEC-approved RI/IRM Work Plan dated December 2017. RI activities were completed at the Site in January and February 2018 and the IRM activities were completed from March 19th to April 17, 2018.

Field team personnel collected environmental samples (i.e., subsurface soil/fill and groundwater) in accordance with the rationale and protocols described in the Sampling and Analysis Plan (SAP) of the Quality Assurance Project Plan (included in the RI/IRM WP) as detailed on Table 2. Representative environmental samples were collected during the RI using dedicated sampling devices and were placed in pre-cleaned laboratory provided sample containers, cooled to 4°C in the field, and transported under chain-of-custody command to a NYSDOH Environmental Laboratory Accreditation Program (ELAP) certified analytical laboratory (Alpha Analytical (Alpha)).

Samples for chemical analysis were analyzed in accordance with USEPA SW-846 methodologies to meet the definitive-level data requirements. A Category B deliverable package was provided for each sample delivery group to allow independent third-party data validation and provide defensible data. Analytical results were evaluated by a third-party data validation expert in accordance with provisions described in the QAPP. The investigation activities are described below. Figure 3 present the historic sample locations and Figure 4 presents the RI investigation locations. Appendix A contains photographs of field activities.

2.1 Building Demolition

The Site was improved with 12 commercial and residential buildings which were demolished in accordance with the RI/IRM WP in December 2017 and January 2018 to

complete the RI and IRM activities. The RI activities involved completion of test pits within the former building footprints to assess fill materials present beneath the building. The IRM activities involved the removal of all fill materials from the Site (those present at ground surface grade and those beneath the former buildings). See Section 5.1 for additional details.

2.2 RI Soil/Fill Investigation

A soil/fill investigation was completed across the Site to supplement the previous environmental data (Phase II) and to further investigate contamination at the Site. The soil/fill investigation included the advancement of test pits and monitoring wells across the Site to collect subsurface soil/fill and groundwater from areas of the Site that were previously covered by hardscape (e.g., buildings, asphalt, and concrete). Figure 4 presents the RI sample locations.

2.2.1 Surface Soil/Fill Investigation

No surface soil/fill sampling was completed as part of the RI. Based on the previous investigation and RI (discussed in Section 3.2.1 and 4.3), the fill material present across the Site above native soil is impacted and was removed during the IRM (discussed in Section 5) to achieve a Track 1 Unrestricted Use cleanup objective.

2.2.2 Subsurface Soil/Fill Investigation

The subsurface soil/fill investigation included the advancement of twelve (12) test pits, identified as RI-TP-1 through RI-TP-12. Test pits were advanced to equipment refusal (e.g., top of bedrock) ranging from approximately 13 to 16 feet below ground surface (fbgs). Test pits were completed on January 26th and January 29th, 2018 and were done within the footprints of the former buildings that were demolished.

Four (4) test pits RI-TP-2, -6, -7 and -12 were left open at their completion for 2 days (January 27th through January 28th, 2018) to assess overburden groundwater conditions in the native clayey soils. Groundwater was observed at three (3) of the four (4) test pit locations (RI-TP-6, -7 and -12) at 2 to 3 feet above the top of bedrock.

Soil/fill samples were retrieved from the test pits for visual, olfactory, and photoionization detector (PID) assessment of subsurface conditions. Subsurface soil/fill

samples were collected from the test pits for laboratory analysis (see Table 2). A summary of the observations at the test pits completed is provided in Table 3.

2.2.3 Soil/Fill Sample Collection and Analyses

A total of twenty-four (24) soil/fill samples were collected from the test pits completed during the RI, excluding QA/QC samples. Two (2) samples were selected from each test pit to better identify the vertical and horizontal extent of chemical concentrations of non-native fill and native soil across the Site. Soil/fill samples were collected using dedicated stainless-steel sampling tools from the test pit locations

Representative soil/fill samples were analyzed in accordance with the NYSDEC-approved work plan, for analysis which included Target Compound List (TCL) plus Commissioner Policy (CP-51) VOCs, TCL semi-volatile organic compounds (SVOCs), Target Analyte List (TAL) metals, polychlorinated biphenyls (PCBs), pesticides, and herbicides as shown on Table 2.

Samples were collected and analyzed in accordance with USEPA SW-846 methodology with equivalent NYSDEC Category B deliverables to allow for independent third-party data usability assessment.

2.3 Groundwater Investigation

Benchmark-TurnKey personnel provided oversight for the installation of three (3) groundwater monitoring wells, identified as RI-MW-1 through RI-MW-3, to investigate on-Site overburden groundwater flow direction and quality (see Figure 4). Monitoring wells were installed from January 31st, 2018 through February 2nd, 2018. Details of the well installation, well development, and groundwater sampling are provided below. Soil/fill samples were retrieved from the monitoring wells for visual, olfactory, and PID assessment of subsurface conditions, but were not submitted for laboratory analysis.

2.3.1 RI Monitoring Well Installation

On January 31st, 2018, Benchmark-TurnKey's subcontractor, Earth Dimensions, Inc. (EDI) mobilized a drill rig capable of continuous split-spoon sampling while advancing 4-¼ inch hollow-stem augers to install groundwater monitoring wells to the top of bedrock approximately 11 to 16 fbgs determined by auger refusal.

After completion of the three (3) soil borings, 2-inch inner diameter (ID) flush-joint Schedule 40 PVC monitoring wells were installed at the boring locations. Each well was constructed with a flush-joint Schedule 40 PVC, 0.010-inch machine slotted well screen. The screen lengths used for the well installation were 10 feet. Each well screen and attached riser was placed at the bottom of each borehole and a silica sand filter pack (size #00N) was installed from the base of the well to approximately 2 feet above the top of the screen. A bentonite chip seal was installed and hydrated to mitigate the potential for downhole contamination. The monitoring wells were completed with lockable J-plug,

Detailed soil/fill descriptions are provided in the well construction logs located Appendix B. Monitoring well construction details are provided in Table 4.

2.3.2 Monitoring Well Development

After installation but not within 24 hours, the monitoring wells were developed in accordance with Benchmark-TurnKey and NYSDEC protocols provided in RI/IRM WP. Development of the monitoring wells was completed with dedicated disposable polyethylene bailers via surge and purge methodology. Field parameters including pH, temperature, turbidity, and specific conductance were measured during development until they became relatively stable. Stability was defined as variation between measurements of approximately 10 percent or less with no overall upward or downward trend in the measurements; or a minimum of three (3) well volumes were removed if the well went dry. Wells were developed on February 2nd, 2018 (RI-MW-2) and February 5th, 2018 (RI-MW-1 & RI-MW-3).

2.3.3 Groundwater Sample Collection and Analyses

Prior to sampling, Benchmark-TurnKey personnel purged the monitoring wells of a minimum of three (3) well volumes, or until the wells were purged dry, due to low groundwater well recovery rates using disposable polyethylene bailers. Once a minimum of three (3) well volumes were purged, or the wells recovered with enough groundwater to conduct the sampling, groundwater samples were collected from the three (3) monitoring wells.

Field measurements for pH, specific conductance, temperature, turbidity, dissolved oxygen, and water levels were periodically recorded and monitored for stabilization during

the purging, in addition to visual and olfactory field observations. Groundwater samples collected were placed in pre-cleaned, pre-preserved laboratory provided sample bottles, cooled to 4°C in the field, and transported under chain-of-custody command to Alpha in Westborough, Massachusetts.

On February 7, 2018, groundwater samples were collected and analyzed for TCL plus CP-51 list VOCs, TCL SVOCs, TAL metals, PCBs, pesticides, and herbicides in accordance with the NYSDEC-approved RI/IRM Work Plan and detailed on Table 2. Sampling was performed in accordance with USEPA SW-846 methodology with equivalent NYSDEC Category B deliverables to allow for independent third-party data usability assessment.

On March 22, 2018, additional groundwater sampling was completed at the Site at NYSDEC's request for 1,4-dioxane and per- and polyfluoroalkyl substances (PFAS) also known as emergent contaminants, as part of a state-wide investigation by NYSDEC. Because the Site was undergoing remediation followed by subsequent redevelopment activities (e.g., installation of sheet pile walls), the three (3) groundwater monitoring wells were sampled before the wells were damaged or removed by on-going activities. The 1,4-dioxane testing was completed via EPA Method 3510C for the extraction and analysis was completed using EPA Method 8270D Selective Ion Method (SIM). The PFAS testing was completed via EPA Method 537 for the extraction and analysis.

2.4 Field Specific Quality Assurance/Quality Control Sampling

In addition to the subsurface soil/fill and groundwater samples described above, field-specific quality assurance/quality control (QA/QC) samples were collected and analyzed to ensure the reliability of the generated data as described in the QAPP and to support the required third-party data usability assessment effort. Site-specific QA/QC samples included matrix spikes, matrix spike duplicates, blind duplicates, and trip blanks.

Three (3) site specific QA/QC samples (Matrix Spike (MS), Matrix Spike Duplicate (MDS) and Duplicate) were collected during the RI. Two (2) sets of QA/QC samples were collected from the soil/fill media and one (1) set was collected from the groundwater media. The QA/QC sampling was performed at a frequency of one for every twenty (20) samples that were submitted to the laboratory for analysis (see Table 2 for QA/QC samples and locations).

2.5 Site Mapping

A Site map was developed for the RI field investigation. Benchmark-TurnKey personnel employed a handheld GPS unit to identify the locations of the test pits and monitoring well locations relative to New York state planar grid coordinates. Monitoring well elevations (ground surface and top of riser) were measured by Benchmark-TurnKey's surveyor. An isopotential map showing the groundwater elevations was prepared based on water level measurements relative to an arbitrary benchmark which was established (east bonnet bolt of fire hydrant on Elmwood Avenue) at the Site which was given a vertical datum of 500 ft (see Figure 5).

2.6 Decontamination & Investigation-Derived Waste Management

Every attempt was made to utilize dedicated sampling equipment during the RI, however, non-dedicated equipment was required and/or used (e.g., spilt spoons) and was decontaminated with a non-phosphate detergent (i.e., Alconox®) and potable water mixture, rinsed with distilled water, and air-dried before each use in accordance with the field operating procedure (FOP).

2.7 Community Air Monitoring Program

During the RI activities, real-time community air monitoring was performed during activities at the Site in accordance with the Community Air Monitoring Plan (CAMP) included in the project health and safety plan (HASP). Particulate and VOC monitoring were performed downwind of the excavation areas in accordance with this plan. There were no exceedances of the particulate and total volatile organic levels established caused by site intrusive soil activities. However, there was one instance of a particulate exceedance during the RI: The CAMP station was set up downwind from the drill rig's exhaust pipe; smoke from the pipe apparently carried over the particulate intake causing a minor exceedance on 2/1/18 of the thresholds established in the CAMP for particulates. The CAMP data has been included in Appendix C.

3.0 SITE PHYSICAL CHARACTERISTICS

The physical characteristics of the Site observed during the RI are described in the following sections.

3.1 General Site Features and Site Topography

The Site consists of one (1) parcel addressed 1111 Elmwood Avenue (SBL: 89.62-1-1.211) in the City of Buffalo. The Site is bound by Forest Avenue to the north, a vacant restaurant to the south, residential properties to the east and Elmwood Avenue with commercial properties beyond to the west. The Site is generally flat lying but rises gently to the north toward Forest Avenue.

The Site was formerly improved with nine (9) 3-story residential/commercial buildings, two (2) garages, and one (1) residential cottage. The areas around these buildings consisted of asphalt, concrete, gravel, and vegetated areas. Prior to implementing the RI and IRM, the buildings were abated of ACMs and demolished.

3.2 Geology and Hydrogeology

3.2.1 Overburden

The U.S. Department of Agriculture Soil Conservation Service soil survey map of Erie County characterized the general soil type at the Site as Urban Land (Ud) with level to gently sloping land with at least 80 percent of the soil surface up until recently was covered by existing residential/commercial buildings, asphalt, concrete, and other impervious structures typical of an urban environment. The presence of fill material is widespread and common throughout the City of Buffalo.

The geology at the Site was investigated during the RI. Fill material is generally present in the upper 2 to 6 feet and contains varying amounts of concrete, brick, cinders, piping, glass in addition to non-native sands, gravels and silts. In some areas re-worked sandy lean clay with fill attributes was present over the native soil to depths of up to 7 fbgs in some locations. The native soil consists of sandy lean clay which is present below the fill and above the top of bedrock.

3.2.2 Bedrock

Based on the bedrock geologic map of Erie County, the Site is situated over the Akron Dolostone of the Upper Silurian period. The Akron Dolostone is a fine-grained dolomite and is generally dark gray in color and can contain chert and fossils. Bedrock below the Site was not investigated during the RI by intrusive methods. However, the top of bedrock was observed in the bottom of the test pits and appeared to be a dolostone. It was encountered between approximately 11 and 16 fbgs.

3.2.3 Hydrogeology

Groundwater elevation data was collected on February 12, 2018 from the three (3) monitoring wells and used to evaluate Site hydrogeology. Depth to groundwater ranged from approximately 8 fbgs (RI-MW-2) to 13.5 fbgs (RI-MW-1). In general, groundwater flow direction was estimated to be northerly as shown on Figure 5, which is an overburden groundwater isopotential map. Groundwater elevations are shown on the table below.

Location	Depth of Groundwater (fbgs)	Ground Surface Elevation (ft)	Top of Riser (TOR) Elevation	Groundwater Depth from TOR (ft)	Groundwater Elevation from TOR (ft)
RI-MW-1	13.51	500.74	503.41	16.18	487.23
RI-MW-2	8.06	498.13	500.03	9.96	490.07
RI-MW-3	9.28	500.76	503.53	12.05	491.48

Note: An arbitrary benchmark was established (east bonnet bolt of fire hydrant on Elmwood Avenue) at the Site which was given a vertical datum of 500 ft for determining the relative elevation survey for the ground surface, top of riser and groundwater elevations.

3.2.4 Hydraulic Gradients

Hydraulic gradient of the saturated overburden was determined from groundwater elevation data collected on February 12, 2018.

The estimated horizontal hydraulic gradient for overburden groundwater was calculated to range from 0.008 ft/ft (RI-MW-3 to RI-MW-2) to 0.025 ft/ft (RI-MW-3 to RI-MW-1). The hydraulic gradient calculations are included in Appendix D.

4.0 INVESTIGATION RESULTS BY MEDIA

The nature and extent of contamination at the Site was further characterized using soil and groundwater samples collected and analyzed as part of the RI. As described above, samples collected during the Phase II investigations were used to supplement this RI.

Appendix E contains laboratory analytical data packages for samples analyzed from the RI. Analytical data discussed in this section includes results from the Phase II as well as the RI data collected by Benchmark-TurnKey personnel. Tabulated analytical results are shown only for those parameters for which a value greater than the method detection limit and was detected at a minimum of one (1) sample location.

Table 1 summarizes the previous investigation soil/fill sample analytical results. Table 2 summarizes the sampling and analytical program employed under RI. The soil/fill results are summarized on the Table 5 and the groundwater sample results are summarized on Table 6.

4.1 Standards, Criteria, and Guidance

According to DER-10 Section 1.3(b)71, SCGs mean "*standards and criteria that are generally applicable, consistently applied, and officially promulgated, that are either directly applicable or not directly applicable but are relevant and appropriate, unless good cause exists why conformity should be dispensed with, and with consideration being given to guidance determined, after the exercise of scientific and engineering judgment, to be applicable. This term incorporates both the CERCLA concept of 'applicable or relevant and appropriate requirements' (ARARs) and the USEPA's 'to be considered' (TBCs) category of non-enforceable criteria or guidance. For purposes of this Guidance, 'soil SCGs' means the soil cleanup objectives and supplemental soil cleanup objectives identified in 6NYCRR 375-6.8 and the Commissioner Policy on Soil Cleanup Guidance (CP-Soil).*"

For discussion purposes, analytical results for the investigations and IRM were compared with the following SCG values.

<u>Soil/Fill:</u>

Soil Cleanup Objectives (SCOs) per 6 New York Code Rules and Regulation (6 NYCRR) Part 375 Environmental Remediation Programs, Subparts 375-12 to 375-4 & 375-6, effective December 14, 2006.

Groundwater

Class GA Groundwater Quality Standards and Guidance Values (GWQS/GVs) per NYSDEC's Division of Water, Technical and Operational Guidance Series (TOGS 1.1.1), June 1998, amended April 2000.

Sample results compared to the above criteria are described below according to media and contaminant class.

4.2 Previous Soil/Fill Investigation Results

Fourteen (14) soil/fill samples were collected as part of the previous Phase II Investigation from the 1111 Elmwood Site. Sample analysis included VOCs, SVOCs, and metals. Table 1 summarizes the soil/fill analytical results with comparison to applicable Part 375 SCOs and the sample locations are identified on Figure 3.

SVOCs and/or metals were detected above their respective USCOs (11 locations), RRSCOs (8 locations), CSCOs (5 locations) and ISCOs (5 location) from samples collected from fill material present at the Site. As part of the IRM activities, as discussed in Section 5, soil/fill present in the upper 2 to 6 fbgs associated with these sample locations were excavated and taken to a landfill for disposal.

4.3 RI Soil/Fill Investigation Results

Benchmark-Turnkey completed subsurface sampling across the Site to further assess on-Site conditions. Table 5 summarizes the RI subsurface soil/fill samples with comparison to applicable Part 375 SCOs. Sample locations are shown on Figure 4. Sample results are discussed in the context of pre-IRM activities.

4.3.1 Volatile Organic Compounds

Soil/fill sample analysis had minor VOC detections above method detection limits in five (5) of the six (6) samples analyzed for VOCs. No PID measurements were recorded above background concentrations (i.e., 0 parts per million (ppm)). VOCs were not detected above their respective Part 375 SCOs for USCOs.

4.3.2 Semi-Volatile Organic Compounds

SVOCs were detected above method detection limits in five (5) of the 24 samples analyzed for SVOCs. SVOCs were not detected above their respective USCOs.

4.3.3 Inorganic Compounds

Metal analytes were detected at concentrations above method detection limits at the 24 sample locations. Eight (8) metals were detected at concentrations that exceeded their respective USCOs at three (3) RI test pit locations: lead, mercury and zinc at RI-TP-1 (3.5 to 5.5 ft); nickel at RI-TP-3 (3.5 to 5.5 ft); and, arsenic, barium, cadmium, copper, lead, and zinc at RI-TP-5 (0 to 2 ft). The concentrations of barium and lead at RI-TP-5 (0 to 2 ft) were also above their CSCO and ISCO, respectively (see Table 5). These locations were fill material samples and were removed as part of the IRM activities discussed in Section 5.

4.3.4 Polychlorinated Biphenyls

PCBs (specifically Aroclor 1260) were detected above method detection limits in two (2) of the six (6) samples analyzed for PCBs but below their USCO. The locations were RI-TP-3 (3.5 to 5.5 ft) and RI-TP-5 (0 to 2 ft) which were fill material samples excavated as part of the IRM activities.

PCBs were not detected above laboratory detection limits in the other four (4) samples analyzed for PCBs.

4.3.5 Pesticides and Herbicides

Pesticides (4,4'-DDE and 4,4'-DDT) were detected above their respective USCOs, at test pit sample RI-TP-3 (3.5 to 5.5 ft). This location was fill material excavated as part of the IRM activities.

No pesticides or herbicides were detected above their respective USCOs or laboratory detection limits at other five (5) sampling locations.

4.3.6 Subsurface Soil/Fill Summary

Fill material present at the Site contained PAHs, metals, and pesticides above their USCOs and at some locations RRSCOs, CSCOs and ISCOs. The fill material that was present at the Site was excavated and disposed at a landfill as part of the IRM activities discussed in Section 5.

No VOCs, PCBs, or herbicides were detected above their respective USCOs that required remedial action as part of the previous investigation or RI in the native soil at the Site.

4.4 Groundwater Investigation

Benchmark-TurnKey personnel sampled the three (3) groundwater monitoring wells RI-MW-1, RI-MW-2 and RI-MW-3 installed as part of the RI to investigate on-Site groundwater quality and flow direction. Table 6 presents a comparison of the groundwater sample results to NYSDEC Class GA groundwater quality standards (GWQS). Groundwater samples were collected in accordance with the RI/IRM WP and analyze for the parameters shown on Table 2.

NYSDEC requested Emergent Contaminants sample analysis be completed at the Site (which was not a requirement at the time the RI/IRM WP was approved), prior to starting the IRM activities in case the monitoring wells were inadvertently damaged during the excavation activities. The laboratory analytical data package for the groundwater samples are in Appendix E.

4.4.1 Volatile Organic Compounds

No VOCs were detected above their respective GWQS, with the majority of the results being reported as non-detectable or as trace estimated concentrations (J qualified, concentrations are below the reporting limit but above the method detection limit).

4.4.2 Semi-volatile Organic Compounds

No SVOCs were detected above their respective GWQS, with the majority of the results being reported as non-detect or trace estimated concentrations (J qualified).

4.4.3 Inorganic Compounds

No metal analytes were detected above their respective GWQS, with the majority of the results being reported as trace concentrations above the reporting limit.

4.4.4 Polychlorinated Biphenyls

No PCBs were detected above method detection limits.

4.4.5 Pesticides

No pesticides were detected above method detection limits.

4.4.6 Herbicides

No herbicides were detected above method detection limits.

4.4.7 Emergent Contaminants

Emergent contaminant sampling consisted of groundwater analysis for 1,4-dioxane (via EPA Method 8270 Selective Ion Monitoring (SIM)) and per- and polyfluoroalkyl substances (PFAS, via Method EPA 537). The results for 1,4-dioxane were non-detect. PFAS were detected at low-level concentrations in the three (3) groundwater samples (see Table 6), but do not have GWQS for comparative purposes.

4.4.8 Groundwater Summary

As described above no VOCs, SVOCs, PCBs, pesticides, herbicides or metals were detected above their respective GWQS at the three (3) groundwater monitoring locations at the Site (Table 6). The results for 1,4-dioxane were non-detect and PFAS were detected at low-level concentrations.

4.5 Data Usability Summary

In accordance with the RI Work Plan, the laboratory analytical data from this investigation was assessed and, as required, submitted for independent review. Data Validation Services located in North Creek, New York performed the data usability summary assessment, which involved a review of the summary form information and sample

raw data, and a limited review of associated QC raw data. Specifically, the following items were reviewed:

- Laboratory Narrative Discussion
- Custody Documentation
- Holding Times
- Surrogate and Internal Standard Recoveries
- Matrix Spike Recoveries/Duplicate Recoveries
- Field Duplicate Correlation
- Preparation/Calibration Blanks
- Control Spike/Laboratory Control Samples
- Instrumental IDLs
- Calibration/CRI/CRA Standards
- ICP Interference Check Standards
- ICP Serial Dilution Correlations
- Sample Results Verification

The Data Usability Summary Report (DUSR) was conducted using guidance from the USEPA Region 2 validation Standard Operating Procedures, the USEPA National Functional Guidelines for Data Review, as well as professional judgment.

In summary, the analytical results were usable either as reported or with minor qualification or edit with the exception of the following data.

- 1,4-dioxane was rejected in soil/fill and groundwater samples analyzed for VOCs via EPA Method 8260;
- 3,3'-dichlorobenzidine was rejected in groundwater sample RI- MW-3 (results were non-detect; and
- 2,4-dinitrophenol which was rejected in sample RI-TP-8, 3 - 5 ft (results were non- detect) and its matrix spike duplicate sample.

Additional qualifications of the data have been incorporated to the summary data tables. Appendix F includes the DUSR.

4.6 Constituents of Concern (COCs)

Based on the findings of the Phase II and RI, and the planned redevelopment of the Site, the Constituents of Concern (COC) to be are:

Soil/Fill: SVOCs (specifically PAHs), metals, and pesticides.

Groundwater: None

5.0 INTERIM REMEDIAL MEASURES

Affinity Elmwood Gateway Properties LLC prepared and submitted an 1111 Elmwood Avenue RI/IRM WP detailing the planned IRM activities, which was approved in December 2017. Details of the completed IRM is presented below and will be fully documented in the Final Engineering Report (FER).

5.1 Building Demolition

Prior to the impacted soil/fill removal activities, the twelve (12) structures on the Site underwent asbestos-contained material (ACM) abatement and demolition. The ACM abatement occurred between September 6, 2017 and December 20, 2017. The friable ACMs were taken to Waste Management, Chaffee Landfill facility in Chaffee, NY, and the non-friable and building demolition debris materials were taken to Modern Landfill facility in Model City, NY. The concrete building foundations and floor slabs were taken to Swift River Associates, Inc. in Tonawanda, NY.

During concrete building foundation and concrete floor slab removal, Benchmark-TurnKey conducted CAMP monitoring and oversight as impacted fill material adjacent to and below the foundations and slabs were exposed after concrete removal. There were no exceedances of the thresholds established in the CAMP for particulates and/or total volatile organics during the concrete foundation and slab removal activities. The CAMP data has been included in Appendix C.

5.2 Waste Characterization Sampling

Prior to initiating the IRM activities, four (4) waste characterization samples were collected on January 29, 2018 and analyzed in accordance with the Tonawanda Landfill waste characterization sample requirements. A waste profile was prepared, and approval was received from NYSDEC for disposal of the soil/fill at the Tonawanda Landfill. Six (6) additional waste characterization samples were collected (for a total of 10) to properly characterize the volume of impacted soil/fill excavated and taken off-site for landfill disposal. The laboratory reports for the waste characterization samples are included in Appendix E and Appendix G contains the NYSDEC-approvals for the landfill disposal of the soil/fill disposal.

5.3 Site Preparation Activities

In preparation for of the Site for building demolition, RI, IRM excavation activities, the following activities were completed in addition to contractor mobilization.

5.3.1 Site Security & Safety Fencing

A 6-foot high chain link fence was installed around the perimeter for the Site for safety and security. Concrete jersey barriers were also installed along Elmwood and Forest Avenues for additional site safety and traffic control as construction gates were installed along both Elmwood and Forest Avenues to facilitate access.

5.3.2 Construction Entrance Pad

Due to the soft native of the clay soil present beneath the fill material and to assist with erosion control, a crushed stone (2-inch crusher run) pad, 25-feet wide by 50-feet long by 0.5-feet thick, was installed at the construction entrance to the Site along Forest Avenue. This was the main construction entrance used for building debris removal and IRM equipment and fill material removal. A notification of material imported to the Site was sent to NYSDEC Project Manager for review and approval prior to import on to the Site. Import material documentation will be provided in the FER.

5.3.3 Erosion Control

Silt sock was installed around the majority of the Site perimeter prior to the start of the project for erosion control. The only perimeter location that the silt sock was not installed was at the construction entrance along Forest Avenue. A crushed stone pad (as discussed in Section 5.3.2.) was installed to assist with erosion control and the roadway was manually maintained by the contractor using a street sweeper or laborer/broom.

5.3.4 Retaining Wall and Tree Removal

A concrete retaining wall was former present in the northwest corner of the Site as the Site elevation was higher that the adjacent sidewalks along Elmwood and Forest Avenue. The concrete retaining wall was removed as well and some of the trees present within the IRM excavation area.

5.3.5 Haul Road

During the IRM excavation activities, a haul road was completed for safe ingress and egress during contaminated soil/fill excavation and transportation. The purpose of the haul road was to keep the dump trucks from:

- sinking into the soft underlying clayey native soil (exposed after the impacted soil/fill was removed) and getting stuck;
- preventing truck tire contact with the underlying native soil to prevent recontamination; and,
- minimize the potential for off-site soil tracking to the road ways off-Site.

Specifically, 3 and 4-inch surge stone, and 6-inch surge stone were imported into the Site to build the haul road to allow dump trucks to access the excavation work area of the Site to be loaded and transport the impacted material to landfill.

Notification of materials imported to the Site were sent to NYSDEC Project Manager for review and approval prior to import in to the Site. Import material documentation will be provided in the FER.

5.4 Soil/Fill Removal

The IRM excavation activities were completed to remove and properly dispose impacted soil/fill material between March 19th and April 17, 2018. Impacted soil/fill was present at the Site at depths ranging from approximately 2 to 6 fbgs, based on the findings of the previous Phase II investigation and RI. The contaminants of concern were PAHs, metals, and pesticides. The excavation activities were completed to remove evidence of fill material and collect post-excavation conformation samples to confirm the proper removal.

The IRM excavation removed impacted fill material present in the upper 2 to 6 fbgs across the Site. Approximately 8,410 tons of soil/fill were excavated, transported and disposed of at the Tonawanda Landfill. Appendix H contains the impacted soil/fill manifest tonnage summaries. Figure 6 identifies the area of IRM excavation activities, approximate depth of the excavation activities and approximate post-excavation confirmation samples location at the Site.

5.4.1 Post Excavation Soil Sampling

A total of 89 post-excavation samples (excluding QA/QC samples) were collected from the sidewalls (35 samples) and bottom (54 samples) of the IRM excavation.

The post-excavation sample laboratory analysis primarily included TCL SVOCs and TAL metals at each of the sample locations as the primary constituents of concern. However, pesticide analysis was also included on five (5) post-excavation sample locations (B-4, B-7, B-8, B-9, B-10, and B-11) as pesticides were detected in the fill material at RI-TP-3, 3.5 to 5.5 fbgs.

During the IRM, six (6) post-excavation sample locations (SW-24, SW-25, SW-26, B-34, B-42 and B-43) required additional soil/fill removal activities to achieve the USCOs. After additional soil/fill was removed on April 17, 2018, the areas were resampled. The resample location was given the same initial sample number with a "R" designation (resample) added (e.g., SW-24 became SW-24R). The results are summarized on Table 7. The sample locations that were re-excavated due to USCO exceedances were not included in the summary table.

At the completion of the IRM excavation activities, ten (10) post-excavation sample locations had USCO exceedances: SW-1, SW-20, SW-21, SW-22, SW-23, SW-25R, SW-26R, SW-28, SW-29, and B-43R. Nine (9) of these locations were sidewall samples (SW) which were collected from the BCP boundary/property line. No additional soil/fill was removed, and the analytical results represent an off-site condition. One (1) location, B-43R, a bottom of excavation sample, had detections of chromium (30.5 mg/kg) and nickel (30.2 mg/kg) slightly above their respective USCO of 30 mg/kg. No fill material was remaining at this location and the sample was collected from the native clay soil present at the Site. [Benchmark, via email, requested a NYSDEC opinion on whether the results of B-34R would preclude Affinity from attaining an unrestricted cleanup. Benchmark receive an email response from NYSDEC on April 20th which indicated "*The excavation bottom for sample location B-34R is acceptable for attaining unrestricted use objective provided there was no evidence of additional fill at this location. Otherwise, no further excavation of soil for remediation purposes is required at this location.*"

The IRM laboratory analytical data packages are included in Appendix E.

5.5 IRM Data Usability Summary

The laboratory analytical data from the IRM was also submitted for independent review by Data Validation Services, who performed the data usability summary assessment as outlined in Section 4.5.

In summary, the analytical results were usable either as reported or with minor qualification or edits. The following compounds were rejected due to poor recovery of the matrix spike evaluations associated with the following samples. The rejected data not affect the outcome of the IRM, as the compounds were not detected during the RI or IRM sampling and not of concern for the Site.

- B-9: 3,3-dichlorobenzidine;
- B-15: 2,4-dinitrophenol and 4,6-dinitro-2-methyl-phenol; and
- B-32: 2,4-dinitrophenol;

Additional qualifications of the data have been incorporated to the summary data tables. Appendix F includes the DUSR.

6.0 FATE AND TRANSPORT OF COCS

The IRM excavation activities, removed impacted-soil/fill from the Site to achieve USCOs and an unrestricted use cleanup. The results of the RI native soil samples, groundwater samples, and the IRM post-excavation samples were used evaluate the fate and transport of COCs in Site media. The mechanisms by which the COCs can migrate to other areas or media are briefly outlined below. In all instances, the potential pathways are evaluated in the context of post-IRM conditions.

6.1 Fugitive Dust Generation

Volatile and non-volatile chemicals present in soil can be released to ambient air because of fugitive dust generation. As described above, impacted-soil/fill was excavated and disposed off-site as part of the IRM activities to achieve a Track 1 unrestricted use cleanup. As the IRM excavation activities has removed the impacted soil/fill material from the Site, fugitive dust is not considered a pathway of concern.

During the IRM excavation activities, CAMP monitoring was implemented and documented. There were no exceedances of the particulate and total volatile organic levels established caused by site intrusive soil activities. However, there were two instances of particulate exceedances during the IRM: the first was from approved imported dry stone being dumped and placed downwind and within a few feet of the CAMP station on 3/27/18 and from high humidity and fog conditions on 3/29/18. Because the USCOs were achieve for the Site, no CAMP monitoring will be required for further intrusive activities.

6.2 Volatilization

Volatile chemicals present in soil/fill and groundwater may be released to ambient or indoor air. Volatile chemicals typically have a low organic-carbon partition coefficient (K_{oc}), low molecular weight, and a high Henry's Law constant.

Based on the results of the Phase II investigation and RI, VOC detections were generally non-detect or well below their respective USCOs in the soil/fill, were not detected above their respective GWQS in the groundwater samples and were not required to be included in the IRM post-excavation sample parameters. Volatile organics were not a concern for the Site and therefore volatilization is not considered a pathway of concern.

During the IRM excavation activities to remove the impacted soil/fill CAMP monitoring was performed which included total volatile organics. There were no exceedances of the particulate and total volatile organic levels established. Because the USCOs were achieve for the Site, no CAMP monitoring will be required for further intrusive activities.

6.3 Surface Water Runoff

The potential for soil/fill particle transport due to surface water runoff was very low and considered to be a short-term migration pathway for the Site prior to IRM activities.

Prior to starting the RI and IRM activities, silt sock was placed around the perimeter of the BCP Site. Once the IRM activities began, the surface elevation of the was below the surface elevation of the surrounding properties, so surface water runoff was contained to the Site and could not migrate off-site. The only location during the IRM activities that the Site grade was the same elevation as an off-site location was at the construction entrance along Forest Avenue. A crushed stone construction entrance was installed in this area which helped prevent water and sediment from leaving the Site. The Site contractor maintained the construction entrance along Forest Avenue to prevent surface water and sediment runoff.

As the IRM excavation activities has removed the impacted soil/fill material from the Site to achieve an unrestricted use cleanup, and the Site grades are generally lower than the surrounding properties, surface water runoff is not considered a pathway of concern.

6.4 Leaching

Leaching refers to chemicals present in soil/fill migrating downward to groundwater because of infiltration of precipitation. The Site was partially covered by grass but was primarily hardscape and building footprint prior to the building demolition and IRM activities. Groundwater sample results from the RI indicated that trace levels of VOCs, SVOCs, and metals were detected but a concentration well below their respective GWQS. Additionally, the IRM activities removed the impacted soil/fill present at the Site to achieve an unrestricted use cleanup.

Based on the IRM post-excavation sample analysis, no contaminants remain at the Site and leaching is not considered a pathway of concern.

6.5 Groundwater Transport

Overburden groundwater underlying the Site flows in a northeasterly direction towards Scajaquada Creek. The results of the groundwater samples collected as part of the RI did not indicate GWQS exceedances for VOCs, SVOCs, metals PCBs, pesticides or herbicides.

Due to the lack of groundwater contamination and the impacted soil/fill has been removed from the Site as part of the IRM to achieve an unrestricted use cleanup, groundwater transport is not considered a pathway of concern.

6.6 Exposure Pathways

Based on the fate and transport analysis provided above, and IRM activities completed to achieve an unrestricted use cleanup, there are no relevant pathways or Site contaminants remaining that could potentially reach receptors to create an exposure scenario. There is no groundwater contamination present, therefore there are no exposure pathways associated with the Site in its current condition.

7.0 QUALITATIVE EXPOSURE ASSESSMENT

The IRM activities completed at the Site have achieved an unrestricted use cleanup by achieving the USCOs, and as such is fully protective of human health and the environment.

7.1 On-Site Potential Human Health Exposure

The objective of the IRM was to meet the USCOs and those objectives were achieved. The Site is planned for redevelopment with residential and some commercial use and is consistent with the surrounding property use and zoning.

Human contact with the Site which can be expected by construction workers involved in the redevelopment of the Site and trespassers who may traverse the property during redevelopment activities. However, as the USCOs were achieved by the IRM activities completed and there is no groundwater contamination present, therefore there are no contaminants at the Site to create a human health exposure scenario.

7.2 On-Site Potential Ecological Exposure

The Site was formerly improved with 12 commercial and residential buildings which were demolished in a highly developed area of the City of Buffalo. Prior to demolition the Site was predominantly covered with hardscape and building footprints which provide little or no wildlife habitat or food value.

As the IRM has achieved the USCOs, and the proposed redevelopment will again consist primarily of building footprint and hardscape occupying the majority of the Site, no potential ecological exposure scenario exists.

7.3 Off-Site Potential Human Health Exposure

The Site soil/fill in the upper 2 to 6 fbgs was primarily impacted with PAHs and metals. The IRM excavation activities completed removed the impacted soil/fill present at the Site to the limits of the BCP Site. Based on the sidewall post-excavation sampling that was completed, there are five (5) samples location along the eastern BCP Site/property line boundary which have contaminant concentrations above the Residential SCOs (properties adjacent to the east of the Site are residential): SW-22, SW-23, SW-26R, SW-28 and SW-29. The IRM excavation activities in these areas were completed to the property line and the

contaminant concentrations at these locations are representative of off-site condition at these locations.

Human contact with the contaminants at these off-site locations could be expected by property owners, future construction workers that could perform work in these areas, and trespassers who may traverse these areas. The contaminants of concern, PAHs and metals typically absorb to soil/fill particles and are not known to be mobile via leaching or volatilization. Therefore, ingestion or direct contact with the impacted-soil/fill would provide the exposure pathway. However, there is a vegetative cover over the soil/fill preventing direct contact if someone were to walk or sit in the area as well as preventing migration via dust.

7.4 Off-Site Potential Ecological Exposure

The properties to the east of the Site, where impacts above the RSCOs were identified are improved with residential dwellings in a highly developed area of the City of Buffalo. These areas are predominantly covered with building footprints with a modest amount of greenspace in the form on manicured lawns which provide little or no wildlife habitat or food value.

Although there are contaminants present above the RSCOs, no potential ecological exposure scenario exists.

8.0 REMEDIAL ALTERNATIVES ANALYSIS

8.1 Remedial Action Objectives

The final remedial measures for the 1111 Elmwood Avenue Site must satisfy Remedial Action Objectives (RAOs). Remedial Action Objectives are site-specific statements that convey the goals for minimizing or eliminating substantial risks to public health and the environment. Appropriate RAOs for the Site, per DER-10s generic RAOs appropriate for the Site include:

8.1.1 Soil/Fill RAOs

- Prevent ingestion of and/or direct contact with contaminated soil/fill.
- Prevent migration of contaminants that would result in groundwater and/or surface water contamination.

8.1.2 Groundwater RAOs

- Prevent ingestion of groundwater with contaminant levels exceeding drinking water standards.
- Prevent ingestion of and/or direct contact with groundwater containing contaminant levels exceeding SCGs.

8.1.3 Soil Vapor RAOs

- Mitigate impacts to public health resulting from existing, or the potential for, soil vapor intrusion into buildings at a site.

In addition to achieving RAOs, NYSDEC's Brownfield Cleanup Program calls for remedy evaluation in accordance with DER-10 Technical Guidance for Site Investigation and Remediation. Specifically, the guidance states "When proposing an appropriate remedy, the person responsible for conducting the investigation and/or remediation should identify and develop a remedial action that is based on the following criteria..:"

- **Overall Protection of Public Health and the Environment**. This criterion is an evaluation of the remedy's ability to protect public health and the environment, assessing how risks posed through each existing or potential pathway of exposure are eliminated, reduced, or controlled through removal, treatment, engineering controls, or institutional controls.
- **Compliance with Standards, Criteria, and Guidance (SCGs)**. Compliance with SCGs addresses whether a remedy will meet applicable environmental laws, regulations, standards, and guidance.
- **Long-Term Effectiveness and Permanence**. This criterion evaluates the long-term effectiveness of the remedy after implementation. If wastes or treated residuals remain on-site after the selected remedy has been implemented, the following items are evaluated: (i) the magnitude of the remaining risks (i.e., will there be any significant threats, exposure pathways, or risks to the community and environment from the remaining wastes or treated residuals), (ii) the adequacy of the engineering and institutional controls intended to limit the risk, (iii) the reliability of these controls, and (iv) the ability of the remedy to continue to meet RAOs in the future.
- **Reduction of Toxicity, Mobility or Volume with Treatment**. This criterion evaluates the remedy's ability to reduce the toxicity, mobility, or volume of Site contamination. Preference is given to remedies that permanently and significantly reduce the toxicity, mobility, or volume of the wastes at the Site.
- **Short-Term Effectiveness**. Short-term effectiveness is an evaluation of the potential short-term adverse impacts and risks of the remedy upon the community, the workers, and the environment during construction and/or implementation. This includes a discussion of how the identified adverse impacts and health risks to the community or workers at the Site will be controlled, and the effectiveness of the controls. This criterion also includes a discussion of engineering controls that will be used to mitigate short term impacts (i.e., dust control measures), and an estimate of the length of time needed to achieve the remedial objectives.

- **Implementation**. The implementation criterion evaluates the technical and administrative feasibility of implementing the remedy. Technical feasibility includes the difficulties associated with the construction and the ability to monitor the effectiveness of the remedy. For administrative feasibility, the availability of the necessary personnel and material is evaluated along with potential difficulties in obtaining specific operating approvals, access for construction, etc.
- **Cost**. Capital, operation, maintenance, and monitoring costs are estimated for the remedy and presented on a present worth basis.
- **Community Acceptance**. This criterion evaluates the public's comments, concerns, and overall perception of the remedy.

8.2 Future Land Use Evaluation

In developing and screening remedial alternatives, NYSDEC's Part 375 regulations require that the reasonableness of the anticipated future land be factored into the evaluation. The regulations identify 16 criteria that must be considered. These criteria and the resultant outcome for the Site are presented below.

1. *Current use and historical and/or recent development patterns:* The Site was historically used for residential and various commercial businesses in a historically mixed residential and commercia area of the City of Buffalo. The Site is located in a Neighborhood Center according to the Land Use Plan of the Buffalo Green Code (Ref. 4). A Neighborhood Center is defined as mixed-use commercial areas at neighborhood scale and have a zoning codes of N-2C, N-2E, N-3C or N-3E. The Site has a zoning code of N-2C.

   The planned redevelopment includes the construction of a mixed-use residential/commercial space improved with residential units and commercial retail use on the ground floor. **Accordingly, planned redevelopment is consistent with the historical and/or recent development patterns (Buffalo Green Code) and was approved by the City of Buffalo.**

2. *Applicable zoning laws and maps:* The Site is located in an area of the City of Buffalo identified as a Neighborhood Center which is a mixed-use commercial area at neighborhood scale. **Residential/ commercial use is consistent with current zoning (Buffalo Green Code).**

3. *Brownfield opportunity areas as designated set forth in GML 970-r:* The Brownfield Opportunity Area (BOA) Program provides municipalities and community-based organizations with assistance to complete revitalization plans and implementation strategies for areas or communities affected by the presence of brownfield sites, and site assessments for strategic sites. **The Site does not lie within a BOA.**

4. *Applicable comprehensive community master plans, local waterfront revitalization plans as provided for in EL article 42, or any other applicable land use plan formally adopted by a municipality*: The Site is within an area zoned N-2C, which is a mixed-use commercial area at neighborhood scale. **Redevelopment is consistent with the Buffalo Green Code and will not require rezoning or change in use.**

5. *Proximity to real property currently used for residential use, and to urban, commercial, industrial, agricultural and recreational areas*: Residential properties are located adjacent to Site to the east, with mixed residential and commercial use to the north, south and west. **Nearby and adjacent properties are mixed use, including residential and commercial. The proposed redevelopment does not change the previous land use for the Site and is consistent with local zoning and development plans.**

6. *Any written and oral comments submitted by members of the public on the proposed use as part of the activities performed pursuant to the citizen participation plan*: **No comments have been received from the public to date pursuant to the citizen participation plan.**

7. *Environmental justice concerns, which include the extent to which the proposed use may reasonably be expected to cause or increase a disproportionate burden on the community in which the site is located, including low-income minority communities, or to result in a disproportionate concentration of commercial or industrial uses in what has historically been a mixed use or residential community*: **Nearby and adjacent property is currently a mixed-use commercial and residential capacity. Redeveloping the Site in a commercial-residential capacity does not pose environmental justice issues.**

8. *Federal or State land use designations:* There are no known federal or state land use designations. The Site was remediated in the BCP to an unrestricted use cleanup level. The property is designated by the City of Buffalo Green Code as mixed-use land use. **Redevelopment is consistent with the current land use designation.**

9. *Population growth patterns and projections:* The City of Buffalo, encompassing approximately 40.38 square miles, has a population of 256,902 (2016 estimate - US Census Bureau), a decrease of 1.7 percent from the 2010 census. **Redevelopment is consistent with the past use and would not impact residential capacity.**

10. *Accessibility to existing infrastructure:* Access to the Site is from Elmwood Avenue and Forest Avenue. Utilities (sewer, water, electric, and gas) are present around the Site along Elmwood and Forest Avenues. **Existing infrastructure supports planned reuse**.

11. *Proximity of the site to important cultural resources, including federal or State historic or heritage sites or Native American religious sites*. Per the New York State Historical Preservation Office, there are 4 National Register listed historical sites located within 0.5 miles of the subject Site: Buffalo State Hospital (aka Richardson Complex in which a portion was recently redeveloped into the Hotel Henry (commercial hotel)); Elmwood Historic District West; Elmwood Historic District East; and Delaware Park. **The presence of these historical sites does not affect the future land use of the Site.**

12. *Natural resources, including proximity of the site to important federal, State or local natural resources, including waterways, wildlife refuges, wetlands, or critical habitats of endangered or threatened species:* No State or Federal wetlands exist on the Site. Scajaquada Creek is located approximately 0.4 miles north of the Site. According to the NYSDEC's Environmental Resource Mapper (ERM) the Site is located within a rare plant and/or animal habitat. No specific information regarding the type of rare plant and/or animal habitat was available on the website. Contact was made with NYSDEC Region 9 and NYSDEC Albany Fish & Wildlife Departments. Individuals within the Departments could not provide specific information. The Site and adjacent properties are located in a highly developed urbanized area that does provide a setting suitable for rare plant and/or animal habitats.

    The absence of a suitable setting for ecological resources on or adjacent to the Site indicates that cleanup to unrestricted use conditions will not pose an ecological threat.

13. *Potential vulnerability of groundwater to contamination that might emanate from the site, including proximity to wellhead protection and groundwater recharge areas and other areas identified by the Department and the State's comprehensive groundwater remediation and protection program established set forth in ECL article 15 title 31:* Groundwater at the Site is assigned Class "GA" by 6NYCRR Part 701.15. Three (3) groundwater monitoring wells were installed during the RI and the groundwater data obtained does not indicated the exceedance of the GWQS. There are no groundwater supply well(s) present on the Site or noted in the vicinity of the Site. Regionally, groundwater has not been developed for industrial, commercial agriculture, or public supply purposes. Potable water service is provided by the local municipal water authority. **The absence of potable wells, wellhead protection, lack of groundwater contamination, and cleanup to unrestricted use conditions will not pose a threat to drinking water.**

14. *Proximity to flood plains:* The Erie County Internet Mapping System indicates that the Scajaquada Creek is located approximately 0.4-miles north of the Site, which is a designated flood zone. No flood zones are present on the property, and therefore there is a low risk of erosion due to flooding. **The IRM was completed to unrestricted use cleanup levels and redevelopment of the Site does not pose a threat to surface water.**

15. *Geography and geology:* The Site is located within the Lake Erie-Niagara River major drainage basin, which is typified by little topographic relief, except in the immediate vicinity of major drainage ways. According to the United States Department of Agriculture soil survey, Site soils are generally characterized as Urban Land (UmA) Collamer complex. This complex consists of nearly level and gently sloping areas of urban land and silty, deep and moderately well drained Collamer soils.

    Based on the Phase II investigation and the RI, the Site consisted of fill material present at 2 to 6 feet below grade and was impacted with PAHs and metals. Underlying the fill material were native clayey soils. **The redevelopment plan is consistent with the geography and geology of the Site.**

16. *Current institutional controls applicable to the site:* **No institutional controls are currently present that would affect the proposed redevelopment.**

Based on the above analysis, planned reuse of the Site is consistent with past and current zoning/land use on and around the Site; and it does not pose additional environmental or human health risk. As indicated, this evaluation supports residential/commercial use as the reasonably anticipated future use of the Site, which is consistent with past use.

8.3 Alternatives Evaluation

The Site is intended to be used for residential/commercial purposes, the IRM effectively achieved an unrestricted use cleanup. Therefore, the only alternatives discussed in detail in this section is:

- No Further Action beyond that completed as an IRM; Unrestricted Use Cleanup

8.3.1 IRM/Unrestricted Use/No Further Action

Under this alternative, the Site would remain in its current state, with no additional controls in-place.

Overall Protection of Public Health and the Environment – The Site is fully protective of human health and the environment, based on the achieved level of cleanup (i.e. Unrestricted Use). Accordingly, no further action is protective of public health and satisfies the RAOs.

Compliance with SCGs – Under the current and reasonably anticipated future use scenario (residential/commercial), the concentrations of constituents detected in the soil remaining at the Site and groundwater, comply with applicable USCOs and GWQS, respectively.

Long-Term Effectiveness and Permanence – The no further action alternative involves no additional equipment, institutional controls or facilities subject to maintenance. Based on the extent of removal completed during the IRM, this alternative does provide long-term effectiveness, and achieves the RAOs.

Reduction of Toxicity, Mobility, or Volume with Treatment – The IRM completed at the Site have reduced the toxicity, mobility and volume of COCs. The IRMs were successful in achieving USCOs, and therefore this alternative is protective of public health and satisfies the RAOs.

Short-Term Effectiveness – No short-term adverse impacts and risks to the community, workers, or the environment are attributable to implementation of the no further action alternative.

Implementation – No technical or administrative implementation issues are associated with the no further action alternative.

Cost – The capital cost of implementing the IRM was approximately $1,060,000. There would be no additional capital or long-term operation, maintenance, or monitoring costs associated with the no further action alternative.

Community Acceptance – The RI/IRM Work Plan was made available for comment from July 5, 2017 through August 4, 2017. No comments opposing the work were received. The Site was remediated to a Track 1 unrestricted use cleanup.

8.4 Recommended Remedial Measure

Based on the Alternatives Analysis evaluation, the completed IRM/No Further Action fully satisfies the remedial action objectives, achieved USCOs, and is therefore fully protective of human health and the environment.

Accordingly, the completed IRM/No Further Action is the recommended final remedial approach for the Site.

9.0 RI/IRM/AAR SUMMARY AND CONCLUSIONS

Based on the data and analyses presented in the preceding sections, we offer the following summary and conclusions:

- Based on the Phase II investigation and RI fill material was present at the Site in the upper 2 to 6 feet below grade and contained PAHs and metals at concentrations above their respective RSCOs, CSCOs, and ISCOs.

- No contamination was identified in the groundwater samples collected from the Site.

- The major component of the IRM implemented at the Site consisted of the excavation and landfill disposal of approximately 8,410 tons of contaminated soil/fill.

- Post-excavation confirmatory samples collected, indicated the IRM achieved a Part 375 unrestricted use cleanup by achieving the USCOs.

- Some contamination was identified in few post-excavation sidewall samples collected from the eastern Site boundary, which would be indicative of an off-site condition. These contaminants, PAHs and few metals, are typical of City of Buffalo urban fill conditions and are not a result of migration of contamination from the Site.

- Based on the Alternatives Analysis evaluation, the completed IRM fully satisfies the remedial action objectives, achieved USCOs, and is fully protective of human health and the environment. Accordingly, the completed IRM/No Further Action is the recommended final remedial approach for the Site.

10.0 REFERENCES

1. Benchmark Environmental engineering and Science, PLLC in association with TurnKey Environmental Restoration, LLC. *Remedial Investigation/Interim Remedial Measures Work Plan.* December 2017.

2. TurnKey Environmental Restoration, LLC. *Phase II Environmental Investigation, 1111 Elmwood and 605 Forest Avenues (Site), Buffalo, New York.* August 16, 2017.

3. New York State Department of Environmental Conservation. *DER-10; Technical Guidance for Site Investigation and Remediation.* May 2010.

4. City of Buffalo. *Land Use Plan, City of Buffalo, Green Code.* September 2016.

TABLES

TABLE 1

SUMMARY OF PHASE II INVESTIGATION SOIL/FILL SAMPLE ANALYTICAL RESULTS

REMEDIAL INVESTIGATION/INTERIM REMEDIAL MEASURE/ALTERNATIVE ANALYSIS REPORT
1111 ELMWOOD AVENUE SITE
BUFFALO, NY

PARAMETER[1]	Unrestricted Use SCO's[2]	Restricted Residential Use SCOs [3]	Commercial Use SCOs [3]	Industrial Use SCOs [3]	SAMPLE LOCATION (DEPTH)													
					SB-1 (0-4')	SB-6 (0-4')	SB-7 (0-2')	SB-10 (1-4')	HA-1 (0.1-0.5')	HA-3 (0.3-0.7')	HA-4 (0.1-0.3')	HA-6 (0.3-0.7')	TP-2 (0-0.35')	TP-3 (0-0.35')	TP-4 (0-0.5')	TP-6 (0-0.35')	TP-7 (0-0.5')	TP-9 (0.1-0.5)
					2/8/2016	2/8/2016	2/8/2016	2/8/2016	3/17/2016	3/17/2016	3/17/2016	3/17/2016	2/21/2017	2/21/2017	2/21/2017	2/21/2017	2/21/2017	2/21/2017
Volatile Organic Compounds (SVOCs) - mg/Kg [4]																		
Acetone	**0.05**	**100**	**500**	**1000**	--	--	--	--	--	--	--	--	--	--	0.084 J	--	--	--
Semi-Volatile Organic Compounds (SVOCs) - mg/Kg [4]																		
2-Methylnaphthalene	--	--	--	--	ND	ND	ND	ND	ND	ND	ND	0.047 J	ND	ND	0.22 J	1.2	0.063 J	ND
Acenaphthene	**20**	**100**	**500**	**1000**	ND	ND	ND	ND	ND	ND	ND	0.13 J	0.027 J	ND	0.82 J	ND	ND	ND
Acenaphthylene	**100**	**100**	**500**	**1000**	ND	0.22 J	ND	ND	ND	ND	ND	0.037 J	ND	ND	ND	ND	0.034 J	ND
Anthracene	**100**	**100**	**500**	**1000**	ND	1.1	ND	ND	ND	ND	ND	0.34	0.1 J	ND	2	0.28	0.062 J	ND
Benzo(a)anthracene	**1**	**1**	**5.6**	**11**	0.038 J	**5.4**	ND	ND	0.15	0.042 J	0.052 J	0.89	0.31	0.088 J	**4**	0.5	0.26	ND
Benzo(a)pyrene	**1**	**1**	**1**	**1.1**	0.036 J	**4.9**	ND	ND	0.18	0.083 J	0.096 J	0.66	0.3	0.083 J	**3.4**	0.8	0.26	ND
Benzo(b)fluoranthene	**1**	**1**	**5.6**	**11**	0.053 J	**5.3**	ND	ND	0.22	0.075 J	0.093 J	**1**	0.41	0.11 J	**4.6**	0.4	0.33	ND
Benzo(ghi)perylene	**100**	**100**	**500**	**1000**	0.028 J	3.2	ND	ND	0.094 J	0.027 J	0.034 J	0.52	0.18	0.054 J	1.9	1	0.14 J	ND
Benzo(k)fluoranthene	**0.8**	**3.9**	**56**	**110**	ND	**2.4**	ND	ND	0.09 J	ND	ND	0.42	0.12 J	0.042 J	**1.4**	0.057 J	0.1 J	ND
Biphenyl	--	--	--	--	ND	ND	ND	ND	ND	ND	ND	ND	ND	ND	ND	ND	0.097 J	ND
Bis(2-ethylhexyl) phthalate	--	--	--	--	0.082 J	ND	ND	ND	0.2 J	ND	0.17 J	0.16 J	0.59	0.073 J	ND	ND	ND	ND
Butyl benzyl phthalate	--	--	--	--	ND	ND	ND	ND	ND	ND	ND	ND	ND	ND	0.29 J	ND	ND	ND
Carbazole	--	--	--	--	ND	0.12 J	ND	ND	0.029 J	ND	ND	0.23	0.05 J	ND	1.2	ND	0.02 J	ND
Chrysene	**1**	**3.9**	**56**	**110**	0.047 J	**5**	ND	ND	0.15	0.039 J	0.054 J	0.86	0.31	0.082 J	**3.7**	0.77	0.23	ND
Dibenzofuran	**7**	**59**	**350**	**1000**	ND	ND	ND	ND	ND	ND	ND	0.11 J	ND	ND	0.63 J	0.24	0.022 J	ND
Dibenzo (a,h)anthracene	**0.33**	**0.33**	**0.56**	**1.1**	ND	ND	ND	ND	0.05 J	ND	ND	0.2	0.048 J	ND	**0.58 J**	0.27	0.038 J	ND
Fluoranthene	**100**	**100**	**500**	**1000**	0.091 J	11	ND	ND	0.31	0.08 J	0.1 J	2.3	0.73	0.16	9.8	0.15	0.55	0.16 J
Fluorene	**30**	**100**	**500**	**1000**	ND	ND	ND	ND	ND	ND	ND	0.18 J	0.035 J	ND	1.2	ND	ND	ND
Indeno(1,2,3-cd)pyrene	**0.5**	**0.5**	**5.6**	**11**	ND	**2.5**	ND	ND	0.16	0.093 J	0.11 J	0.44	0.21	0.06 J	**2.3**	0.35	0.17	ND
Naphthalene	**12**	**100**	**500**	**1000**	ND	ND	ND	ND	ND	ND	ND	0.067 J	ND	ND	0.5 J	0.72	0.038 J	ND
Phenanthrene	**100**	**100**	**500**	**1000**	0.059 J	3.2	ND	ND	0.15	0.04 J	0.055 J	1.4	0.41	0.089 J	8.4	1.5	0.23	ND
Pyrene	**100**	**100**	**500**	**1000**	0.076 J	11	ND	ND	0.25	0.065 J	0.082 J	1.8	0.59	0.14	7.4	1	0.46	0.14 J
Total Metals - mg/Kg																		
Arsenic	**13**	**16**	**16**	**16**	6.9	5.4	6.5	3.8	**20**	8.4	7.8	5.5	6.9	11	6.5	**20**	12	11
Barium	**350**	**400**	**400**	**10000**	120 F1	127	181	97.9	93	96	100	100	120	110	120	51	82	98
Cadmium	**2.5**	**4.3**	**9.3**	**60**	0.39	ND	ND	ND	ND	ND	ND	ND	**3.5**	0.83	0.91	0.22 J	0.2 J	**3.2**
Chromium	**30**	**180**	**1500**	**6800**	26.3	26.8	**40.3**	18.7	12	17	18	15	**500**	15	17	6.9	5.5	15
Lead	**63**	**400**	**1000**	**3900**	**732 F2**	18.7	15.8	19.7	**240**	52	**68**	**200**	**4200**	**520**	**470**	31	40	**200**
Mercury	**0.18**	**0.81**	**2.8**	**5.7**	0.048	0.037	ND	ND	**0.28**	0.11	**0.24**	**0.29**	0.14	**0.46**	**0.19**	0.05 J	0.04 J	**0.56**
Selenium	**30**	**180**	**1500**	**10000**	ND	ND	ND	ND	0.74 J	0.69 J	0.57 J	0.867 J	0.62 J	ND	ND	ND	ND	ND
Silver	**2**	**180**	**1500**	**6800**	ND	ND	ND	ND	ND	ND	ND	0.212 J	ND	ND	ND	ND	ND	ND

Notes:

1. Only those parameters detected at a minimum of one sample location are presented in this table; all other compounds were reported as non-detect.
2. Values per NYSDEC Part 375, Table 375-6.8(a) Unrestricted Use Soil Cleanup Objectives (USCOs).
3. Values per NYSDEC Part 375, Table 375-6.8(b) Restricted-Use Soil Cleanup Objectives.
4. Sample results were reported by the laboratory in ug/kg and converted to mg/kg for comparisons to SCOs

Definitions:

ND = Parameter not detected above laboratory detection limit.
"--" = No value available for the parameter, or the parameter was not analysed for.
F2 =MS/MSD RPD exceeds control limits
F1=MS and/or MSD Recovery is outside acceptance limits.
J = Estimated value; result is less than the sample quantitation limit but greater than zero.

BOLD	= Result exceeds Restricted Residential use SCO's.
BOLD	= Result exceeds Commercial use SCO's.
BOLD	= Result exceeds Commercial Use SCOs
BOLD	= Result exceeds Industrial Use SCOs

TABLE 2

REMEDIAL INVESTIGATION SAMPLING AND ANALYSIS PROGRAM SUMMARY

REMEDIAL INVESTIGATION / INTERIM REMEDIAL MEASURES / ALTERNATIVE ANALYSIS REPORT
1111 ELMWOOD AVENUE SITE
BUFFALO, NEW YORK

Date	Remedial Investigation Location	Sample Interval	Sample Matrix	Full List VOCs [1]	TCL SVOCs	TAL Metals	PCBs	Pesticides	Herbicides	Emergent Contaminants (1,4-Dioxane & PFAS)	Notes
Soil/Fill Samples											
1/26/2018	RI-TP-1	(3.5 - 5.5)	Fill		1	1					
1/26/2018	RI-TP-1	(9.5 - 11.5)	Native Soil	1	1	1	1	1	1		MS/MSD
1/26/2018	RI-TP-2	(5 - 7)	Native Soil		1	1					
1/26/2018	RI-TP-2	(11.5 - 13.5)	Native Soil		1	1					
1/26/2018	RI-TP-3	(3.5 - 5.5)	Fill	1	1	1	1	1	1		Blind Dup #1
1/26/2018	RI-TP-3	(7 - 9)	Native Soil		1	1					
1/26/2018	RI-TP-4	(4.5 - 6.5)	Native Soil		1	1					
1/26/2018	RI-TP-4	(9 - 11)	Native Soil		1	1					
1/29/2018	RI-TP-5	(0 - 2)	Fill	1	1	1	1	1	1		
1/29/2018	RI-TP-5	(8 - 10)	Native Soil		1	1					
1/26/2018	RI-TP-6	(5.5 - 7.5)	Fill		1	1					
1/26/2018	RI-TP-6	(9 - 11)	Native Soil		1	1					
1/26/2018	RI-TP-7	(4.5 - 6.5)	Native Soil		1	1					
1/26/2018	RI-TP-7	(8 - 10)	Native Soil	1	1	1	1	1	1		
1/29/2018	RI-TP-8	(3 - 5)	Native Soil		1	1					MS/MSD
1/29/2018	RI-TP-8	(13 - 15)	Native Soil		1	1					Blind Dup #2
1/26/2018	RI-TP-9	(6.5 - 8.5)	Native Soil	1	1	1	1	1	1		
1/26/2018	RI-TP-9	(10 - 12)	Native Soil		1	1					
1/29/2018	RI-TP-10	(6 - 8)	Native Soil		1	1					
1/29/2018	RI-TP-10	(10 - 12)	Native Soil		1	1					
1/26/2018	RI-TP-11	(6 - 8)	Native Soil		1	1					
1/26/2018	RI-TP-11	(12 - 14.5)	Native Soil	1	1	1	1	1	1		
1/26/2018	RI-TP-12	(5 - 7)	Fill		1	1					
1/26/2018	RI-TP-12	(7 - 9)	Native Soil		1	1					
Groundwater Samples											
2/7/2018	RI-MW-1	NA	Groundwater	1	1	1	1	1	1	1	
2/7/2018	RI-MW-2	NA	Groundwater	1	1	1	1	1	1	1	Blind Dup
2/7/2018	RI-MW-3	NA	Groundwater	1	1	1	1	1	1	1	MS/MSD

Notes:

1. Full List VOCs includes TCL VOCs plus CP-51 List VOCs via Method 8260.

Acronyms:

VOCs = volatile organic compounds
SVOCs = semi-volatile organic compounds
TCL = Target Compound List
TAL = Target Analyte List
PCBs = Polychlorinated Biphenyls
NA = Not Applicable
PFAS = per- and polyfluoroalkyl substances

TABLE 3

REMEDIAL INVESTIGATION TEST PIT OBSERVATION SUMMARY

REMEDIAL INVESTIGATION/INTERIM REMEDIAL MEASURE/ALTERNATIVE ANALYSIS REPORT
1111 ELMWOOD AVENUE SITE
BUFFALO, NY

Location	Date	Total Depth (fbgs)	Length (feet)	Width (feet)	Depth to Water (fbgs)	PID Readings (PPM)	Top of Rock (fbgs)	Fill Thickness (fbgs)	Sample Depths (fbgs)	Description
RI-TP-1	1/26/2018	13.0	16.0	3.0	na	0.0	13.0	5.0	(3.5 - 5.5) (9.5 - 11.5)	**Fill - (3.5 - 5.0):** Black/grey, moist, mostly gravel (cinders), trace fine sand, trace non-plastic fines, with concrete and orange brick. **Sandy Lean Clay - (5.0 - 13.0):** Reddish brown, moist, mostly medium plasticity fines, some fine sand, trace fine gravel, medium toughness, medium dry strength, stiff, blocky.
RI-TP-2	1/26/2018	13.5	17.0	3.0	na	0.0	13.5	5.0	(5.0 - 7.0) (11.5 - 13.5)	**Fill - (3.5 - 5.0):** Black/grey, moist, mostly gravel (cinders), trace fine sand, trace non-plastic fines, with concrete and orange brick. **Sandy Lean Clay - (5.0 - 13.5):** Reddish brown, moist, mostly medium plasticity fines, some fine sand, trace fine gravel, medium toughness, medium dry strength, stiff, blocky.
RI-TP-3	1/26/2018	13.5	17.0	3.0	na	0.0	13.5	5.5	(5.5 - 7.5) (9.0 - 11.0	**Fill - (3.5 - 5.5):** Black/grey, moist, mostly gravel (cinders), trace fine sand, trace non-plastic fines, with concrete and orange brick. **Sandy Lean Clay - (5.5 - 13.5):** Reddish brown, moist, mostly medium plasticity fines, some fine sand, trace fine gravel, medium toughness, medium dry strength, stiff, blocky.
RI-TP-4	1/26/2018	13.5	17.0	3.0	na	0.0	13.5	4.5	(4.5 - 6.5) (9.5 - 11.5)	**Fill - (3.5 - 4.5):** Black/grey, moist, mostly gravel (cinders), trace fine sand, trace non-plastic fines, with concrete and orange brick. **Sandy Lean Clay - (4.5 - 13.5):** Reddish brown, moist, mostly medium plasticity fines, some fine sand, trace fine gravel, medium toughness, medium dry strength, stiff, blocky.
RI-TP-5	1/29/2018	15.5	17.0	3.0	na	0.0	15.0	3.5	(0.0 - 2.0) (8.0 - 10.0)	**Fill - (0.0 - 1.0):** Black/grey, moist, mostly gravel (cinders), trace fine sand, trace non-plastic fines, with concrete, orange brick, ash and glass. **Fill - (1.0 - 3.5):** Reworked reddish brown, moist, mostly medium plasticty fines, some fines sand, orange brick and concrete, cast iron drain pipe at 2.5 fbgs. **Sandy Lean Clay - (3.5 - 15.5):** Reddish brown, moist, mostly medium plasticity fines, some fine sand, trace fine gravel, silt and fine sand lenses observed below 9.5 fbgs, medium toughness, medium dry strength, stiff, blocky.
RI-TP-6	1/26/2018	13.0	17.0	3.0	na	0.0	13.0	7.5	(5.5 - 7.5) (9.0 - 11.5)	**Fill - (3.5 - 4.5):** Black/grey, moist, mostly gravel (cinders), trace fine sand, trace non-plastic fines, with concrete, orange brick, ash and glass. **Fill - (4.5 -7.0):** reworked reddish brown/grey, moist, mostly medium plasticty fines, some fines sand, orange brick and concrete, roots, musty odor. **Sandy Lean Clay - (7.0 - 13.5):** Reddish brown, moist, mostly medium plasticity fines, some fine sand, trace fine gravel, medium toughness, medium dry strength, stiff, blocky.

TABLE 3

REMEDIAL INVESTIGATION TEST PIT OBSERVATION SUMMARY

REMEDIAL INVESTIGATION/INTERIM REMEDIAL MEASURE/ALTERNATIVE ANALYSIS REPORT
1111 ELMWOOD AVENUE SITE
BUFFALO, NY

Location	Date	Total Depth (fbgs)	Length (feet)	Width (feet)	Depth to Water (fbgs)	PID Readings (PPM)	Top of Rock (fbgs)	Fill Thickness (fbgs)	Sample Depths (fbgs)	Description
RI-TP-7	1/26/2018	13.5	17.0	3.0	11.0 fbgs	0.0	13.5	7.0	(4.5 - 6.5) (8.0 - 10.0)	**Fill - (3.5 - 4.5):** Black/grey, moist, mostly gravel (cinders), trace fine sand, trace non-plastic fines, with concrete, orange brick, ash and glass. **Fill - (4.5 -7.0):** Reworked reddish brown/grey, moist, mostly medium plasticty fines, some fines sand, orange brick and concrete, roots, musty odor. **Sandy Lean Clay - (7.0 - 13.5):** Reddish brown, moist, mostly medium plasticity fines, some fine sand, wet fine sand seam approximatley 11.0 fbgs, trace fine gravel, medium toughness, medium dry strength, stiff, blocky.
RI-TP-8	1/29/2018	15.0	17.0	3.0	12.0 fbgs	0.0	15.0	3.0	(3.0 - 5.0) (13.0 - 15.0)	**Fill - (0.0 - 1.0):** Black/grey, moist, mostly gravel (cinders), trace fine sand, trace non-plastic fines, with concrete, orange brick, ash and glass. **FILL - (1.0 - 3.0):** Reworked reddish brown, moist, mostly medium plasticty fines, some fines sand, orange brick and concrete, cast iron drain pipe at 2.5 fbgs. **Sandy Lean Clay - (3.0 - 15.0):** Reddish brown, moist, mostly medium plasticity fines, some fine sand, wet fine sand seam approximatley 12.0 fbgs, trace fine gravel, medium toughness, medium dry strength, stiff, blocky.
RI-TP-9	1/26/2018	13.5	17.0	3.0	13.0 fbgs	0.0	13.5	7.0	(6.5 - 8.5) (10.0 - 12.0)	**Fill - (3.5 - 5.0):** Black/grey, moist, mostly gravel (cinders), trace fine sand, trace non-plastic fines, with concrete, orange brick, ash and glass. **Fill - (4.5 -7.0):** Reworked reddish brown, moist, mostly medium plasticty fines, some fines sand, orange brick and concrete. **Sandy Lean Clay - (7.0 - 13.5):** Reddish brown, moist, mostly medium plasticity fines, some fine sand, wet fine sand seam approximatley 13.0 fbgs, trace fine gravel, medium toughness, medium dry strength, stiff, blocky.
RI-TP-10	1/29/2018	16.0	17.0	3.0	13.0 fbgs	0.0	16.0	3.0	(6.0 - 8.0) (10.0 - 12.0)	**Fill - (0.0 - 1.0):** Black/grey, moist, mostly gravel (cinders), trace fine sand, trace non-plastic fines, with concrete, orange brick, ash and glass. **Fill - (1.0 - 3.0):** Reworked reddish brown, moist, mostly medium plasticty fines, some fines sand, orange brick and concrete. **Sandy Lean Clay - (3.0 - 16.0):** Reddish brown, moist, mostly medium plasticity fines, some fine sand, wet fine sand seam approximatley 11.0 fbgs, trace fine gravel, medium toughness, medium dry strength, stiff, blocky.
RI-TP-11	1/26/2018	14.5	17.0	3.0	12.0 fbgs	0.0	14.5	7.0	(6.0 - 8.0) (12.5 - 14.0)	**Fill - (3.5 - 5.0):** Black/grey, moist, mostly gravel (cinders), trace fine sand, trace non-plastic fines, with concrete, orange brick, ash and glass. **Fill - (5.0 -7.0):** Reworked reddish brown, moist, mostly medium plasticty fines, some fines sand, orange brick and concrete. **Sandy Lean Clay - (7.0 - 13.5):** Reddish brown, moist, mostly medium plasticity fines, some fine sand, wet fine sand seam approximatley 11.0 fbgs, trace fine gravel, medium toughness, medium dry strength, stiff, blocky.
RI-TP-12	1/26/2018	15.0	17.0	3.0	13.0 fbgs	0.0	15.0	7.0	(5.0 - 7.0) (7.0 - 9.0)	**Fill - (3.5 - 5.0):** Black/grey, moist, mostly gravel (cinders), trace fine sand, trace non-plastic fines, with concrete, orange brick, ash and glass. **Fill - (5.0 -7.0):** Rework reddish brown, moist, mostly medium plasticty fines, some fines sand, orange brick and concrete. **Sandy Lean Clay - (7.0 - 13.5):** Reddish brown, moist, mostly medium plasticity fines, some fine sand, groundwater entering at bottom of test pit.

TABLE 4

REMEDIAL INVESTIGATION MONITORING WELL CONSTRUCTION DETAILS

REMEDIAL INVESTIGATION/INTERIM REMEDIAL MEASURE/ALTERNATIVE ANALYSIS REPORT
1111 ELMWOOD AVENUE SITE
BUFFALO, NEW YORK

Well Identification			Well Elevations				Well Diameter (inches)	Well Screen Data		
Well Number	Well Type	Date Completed	TOR Elevation (fmsl)	Ground Elevation (fmsl)	Total Depth (fbTOR)	Bottom of Well Elevation (fmsl)		Length of Well Screen (feet)	Screen Interval (fmsl)	Screen Interval (fbTOR)
RI-MW-1	OB	02/01/2018	503.41	500.74	18.46	484.95	2	10	494.95 to 484.95	8.46 to 18.46
RI-MW-2	OB	01/31/2018	500.03	498.13	13.44	486.59	2	10	491.59 to 486.59	8.44 to 13.44
RI-MW-3	OB	02/02/2018	503.53	500.76	18.44	485.09	2	10	495.09 to 485.09	8.44 to 18.44

Abbreviations:

DTW = depth to water
fbgs = feet below ground surface
fbTOR = feet below top of riser
fmsl = feet above mean sea level
OB = unconsolidated overburden
TOR = top of riser

BENCHMARK ENVIRONMENTAL ENGINEERING & SCIENCE, PLLC

TABLE 5

SUMMARY OF REMEDIAL INVESTIGATION SUBSURFACE SOIL/FILL SAMPLE ANALYTICAL RESULTS

REMEDIAL INVESTIGATION/INTERIM REMEDIAL MEASURE/ALTERNATIVE ANALYSIS REPORT
1111 ELMWOOD AVENUE SITE
BUFFALO, NEW YORK

TURNKEY ENVIRONMENTAL RESTORATION, LLC

PARAMETER[1]	Unrestricted Use SCO's[2]	Restricted Residential Use SCO's [3]	Commercial Use SCO's[3]	Industrial Use SCO's[3]	SAMPLE LOCATION (DEPTH)																					
					RI-TP-1 (3.5 - 5.5)	RI-TP-1 (9.5 - 11.5)	RI-TP-2 (5 - 7)	RI-TP-2 (11.5 - 13.5)	RI-TP-3 (3.5 - 5.5)	RI-TP-3 (7 - 9)	RI-TP-4 (4.5 - 6.5)	RI-TP-4 (9 - 11)	RI-TP-5 (0 - 2)	RI-TP-5 (8 - 10)	RI-TP-6 (5.5 - 7.5)	RI-TP-6 (9 - 11)	RI-TP-7 (4.5 - 6.5)	RI-TP-7 (8 - 10)	RI-TP-8 (3 - 5)	RI-TP-8 (13 - 15)	RI-TP-9 (6.5 - 8.5)	RI-TP-9 (10 - 12)	RI-TP-10 (6 - 8)	RI-TP-10 (10 - 12)	RI-TP-11 (6 - 8)	RI-TP-11 (12 - 14.5)	RI-TP-12 (5 - 7)	RI-TP-12 (7 - 9)
					1/26/2018	1/26/2018	1/26/2018	1/26/2018	1/26/2018	1/26/2018	1/26/2018	1/26/2018	1/29/2018	1/29/2018	1/26/2018	1/26/2018	1/26/2018	1/26/2018	1/29/2018	1/29/2018	1/26/2018	1/26/2018	1/29/2018	1/29/2018	1/29/2018	1/26/2018	1/26/2018	1/26/2018
Volatile Organic Compounds (SVOCs) - mg/Kg [4]																										
Acetone	**0.05**	**100**	**500**	**1000**	--	ND	--	--	0.0043 J	--	--	--	0.0034 J	--	--	--	--	ND	--	--	0.089	--	--	--	--	0.0032 J	--	--
2-Butanone	**--**	**--**	**--**	**--**	--	ND	--	--	ND	--	--	--	ND	--	--	--	--	ND	--	--	0.019	--	--	--	--	ND	--	--
Tetrachloroethene	**1.3**	**19**	**150**	**300**	--	0.00078 J	--	--	0.00074 J	--	--	--	0.00064 J	--	--	--	--	ND	--	--	0.0001 J	--	--	--	--	0.00058 J	--	--
Semi-Volatile Organic Compounds (SVOCs) - mg/Kg [4]																										
Anthracene	**100**	**100**	**500**	**1000**	0.046 J	ND	ND	ND	ND	ND	ND	ND	ND	ND	ND	ND	ND	ND	ND	ND	ND	ND	ND	ND	ND	0.039 J	ND
Benzo(a)anthracene	**1**	**1**	**5.6**	**11**	0.13	ND	ND	ND	ND	ND	ND	ND	0.047 J	ND	ND	ND	ND	ND	ND	ND	ND	ND	ND	ND	0.03 J	0.064 J	ND
Benzo(a)pyrene	**1**	**1**	**1**	**1.1**	0.1 J	ND	ND	ND	ND	ND	ND	ND	ND	ND	ND	ND	ND	ND	ND	ND	ND	ND	ND	ND	ND	0.049 J	ND
Benzo(b)fluoranthene	**1**	**1**	**5.6**	**11**	0.12 J	ND	ND	ND	ND	ND	ND	ND	0.062 J	ND	ND	ND	ND	ND	ND	ND	ND	ND	ND	ND	ND	0.065 J	ND
Benzo(ghi)perylene	**100**	**100**	**500**	**1000**	0.069 J	ND	ND	ND	ND	ND	ND	ND	0.036 J	ND	ND	ND	ND	ND	ND	ND	ND	ND	ND	ND	ND	0.03 J	ND
Benzo(k)fluoranthene	**0.8**	**3.9**	**56**	**110**	0.038 J	ND	ND	ND	ND	ND	ND	ND	ND	ND	ND	ND	ND	ND	ND	ND	ND	ND	ND	ND	ND	ND	ND
Butyl benzyl phthalate	**--**	**--**	**--**	**--**	ND	ND	ND	ND	0.063 J	ND	ND	ND	ND	ND	ND	ND	ND	ND	ND	ND	ND	ND	ND	ND	ND	ND	ND
Carbazole	**--**	**--**	**--**	**--**	ND	ND	ND	ND	ND	ND	ND	ND	ND	ND	ND	ND	ND	ND	ND	ND	ND	ND	ND	ND	ND	0.023 J	ND
Chrysene	**1**	**3.9**	**56**	**110**	0.12 J	ND	ND	ND	ND	ND	ND	ND	0.049 J	ND	ND	ND	ND	ND	ND	ND	ND	ND	ND	ND	0.031 J	0.062 J	ND
Fluoranthene	**100**	**100**	**500**	**1000**	0.25	ND	ND	ND	ND	ND	ND	ND	0.098 J	ND	ND	ND	ND	ND	ND	ND	ND	ND	ND	ND	0.071 J	0.16	ND
Indeno(1,2,3-cd)pyrene	**0.5**	**0.5**	**5.6**	**11**	0.064 J	ND	ND	ND	ND	ND	ND	ND	0.034 J	ND	ND	ND	ND	ND	ND	ND	ND	ND	ND	ND	ND	0.032	ND
Phenanthrene	**100**	**100**	**500**	**1000**	0.21	ND	ND	ND	0.04 J	ND	ND	ND	0.09 J	ND	ND	ND	ND	ND	ND	ND	ND	ND	ND	ND	0.8 J	0.16	ND
Pyrene	**100**	**100**	**500**	**1000**	0.27	ND	ND	ND	ND	ND	ND	ND	0.086 J	ND	ND	ND	ND	ND	ND	ND	ND	ND	ND	ND	0.57 J	0.13	ND
Total PCBs - mg/Kg [4]																										
Aroclor 1260	**0.1**	**1**	**1**	**25**	--	ND	--	--	0.00488 J	--	--	--	0.0178 J	--	--	--	--	ND	--	--	ND	--	--	--	--	ND	--	--
Total Metals - mg/Kg																										
Aluminum	**--**	**--**	**--**	**--**	7,440	5,630	8,290	5,010	11400 J	4,160	9,980	5,690	9,240	6,160	15,000	2,880	7,340	2,810	7,560	5,340	14,400	3,960	15,500	3,590	7,030	3,470	9,320	3,010
Antimony	**--**	**--**	**--**	**--**	ND	ND	ND	ND	ND	ND	ND	ND	7.1	ND	ND	ND	ND	ND	ND	ND	ND	ND	ND	ND	ND	ND	ND	ND
Arsenic	**13**	**16**	**16**	**16**	10.4	2.43	3.63	2.39	8.38	2.09	3.78	2.38	**15.4**	2.83	3.02	2.12	3.3	1.9	3.7	2.33	2.58	1.51	4.43	1.74	3.11	1.73	3.68	1.87
Barium	**350**	**400**	**400**	**10000**	77.9	59.4	80.9	46.5	105	38.4	92.6	53.5	**934**	55.1	133	20.2	71.3	21.3	70.7	56.6	134	29.7	157	37.2	76	34.4	77.3	22.1
Beryllium	**7.2**	**72**	**590**	**2700**	0.461 J	0.231 J	0.364 J	0.199 J	0.792	0.164 J	0.459 J	0.227 J	0.427 J	0.247 J	0.882	0.089 J	0.331 J	0.112 J	0.324 J	0.212 J	0.778	0.172 J	0.65	0.131 J	0.335 J	0.149 J	0.416 J	0.11 J
Cadmium	**2.5**	**4.3**	**9.3**	**60**	0.943 J	0.526 J	0.625 J	0.434 J	1	0.427 J	0.665 J	0.544 J	**3.6**	0.653 J	0.924 J	0.365 J	0.582 J	0.334 J	0.741 J	0.576 J	0.838 J	0.48 J	1.16	0.471 J	0.544 J	0.386 J	0.616 J	0.348 J
Calcium	**--**	**--**	**--**	**--**	56,100	63,900	59,300	62,100	22,100	53,900	60,400	65,900	33,200	58,700	3,270	48,400	64,900	48,600	62700 J-	59,000	6,940	55,400	57,600	51,300	67,400	53,100	51,500	49,900
Chromium	**30**	**180**	**1500**	**6800**	12	9.74	13.7	8.36	16.1 J	7.3	14.8	9.22	18.4	12.2	16.2	5.04	11.3	5.06	12.3	8.59	16.3	6.82	22.7	7.44	11.9	6.38	13.1	5.56
Cobalt	**--**	**--**	**--**	**--**	10.9 J	4.57 J	6.91	3.4	14.8	4.01	8.66	4.31	6.81	5.13	8.43	3.07	7.29	2.44	6.71 J	4.78	7.3	4.41	10.6	3.7	5.87	3.74	7.37	2.41
Copper	**50**	**270**	**270**	**10000**	28.3	10.8	16.3	11.3	27.6	11.7	17.3	12.7	**104**	12	9.85	7.59	14	7.16	14.4	11	12.4	10.4	22.1	9.17	12.9	7.78	15.3	7.67
Iron	**--**	**--**	**--**	**--**	14400 J-	12400 J-	16,600	10,600	29,400	9,830	19,400	11,600	20,600	13,000	19,100	7,940	15,000	7,740	15800 J-	11,200	17,800	9,850	26,600	8,720	14,800	8,490	17,100	7,700
Lead	**63**	**400**	**1000**	**3900**	**147**	10.7	11.4	8.19	25.3	9.47	10.9	9.33	**10100**	9.41	13.4	9.09	12.4	7.82	9.94 J	9.1	15.6	11.8	6.17	7.62	10.8	8.78	11.7	7.88
Magnesium	**--**	**--**	**--**	**--**	14900 J-	22700 J-	18,800	24,500	7270 J	20,000	18,000	24,800	6,270	20,800	3,520	19,700	214,000	19,800	20800 J-	21,400	5,100	21,300	11,400	19,800	20,700	20,400	17,900	19,800
Manganese	**1600**	**2000**	**10000**	**10000**	287 J-	357 J-	392	292	570 J	307	459	325	278	348	459	323	554	280	403 J-	ND	380	320	362	287	391	314	558	251
Mercury	**0.18**	**0.81**	**2.8**	**5.7**	**0.47**	ND	ND	ND	0.11	ND	ND	0.02 J	0.15	ND	0.06 J	ND	ND	ND	ND	ND	0.07 J	0.02 J	ND	ND	ND	ND	0.02 J	ND
Nickel	**30**	**310**	**310**	**10000**	17.4	8.81	14.5	7.06	**33.4**	7.41	17.5	9.11	14.3	11.1	13.3	4.68	14.5	4.13 J	13.2 J	8.75 J	14.1	6.76	23.9	6.37	12.2	5.73	15.3	4.14
Potassium	**--**	**--**	**--**	**--**	914	949	1170	847	1160 J	622	1360	887	958	979	797	391	983	401 J	1180	909 J	894 J	650	2000	591	990	532	1140	459
Selenium	**30**	**180**	**1500**	**10000**	0.578 J	ND	ND	ND	ND	ND	ND	ND	ND	0.238 J	ND	0.276 J	ND	ND	ND	0.354 J	ND	ND	ND	ND	ND	ND	ND	ND
Silver	**2**	**180**	**1500**	**6800**	ND	ND	ND	ND	ND	ND	ND	ND	0.705 J	ND	ND	ND	ND	ND	ND	ND	ND	ND	ND	ND	ND	ND	ND	ND
Sodium	**--**	**--**	**--**	**--**	178 J	124 J	150 J	117 J	201 J	113 J	146 J	126 J	152 J	170 J	92.5 J	113 J	127 J	111 J	211 J	159 J	124 J	126 J	515	155 J	148 J	120 J	222	136 J
Vanadium	**--**	**--**	**--**	**--**	19.9	16.2	21.5	15.7	27.8 J	14.6	24.3	16.8	24.2 J	17.8	27.3	12.3	20.3	12.1 J	20.3	15.5	25.4	13.6	33.3	13.2	18.4	12.9	22.2	12.7
Zinc	**109**	**10000**	**10000**	**10000**	**170**	61.3	61.2	58.1	68.5 J	55.8	60.6	65.9	**2530 J**	56.3	64.2	50.8	56.4	48.4 J	55.1 J	54	72.1	63.6	58.9	52.9	59.7	52	57.8	42.4
Pesticides - mg/Kg [6]																										
Dieldrin	**0.005**	**0.2**	**1.4**	**2.8**	--	ND	--	--	0.00375 J	--	--	--	ND	--	--	--	--	ND	--	--	ND	--	--	--	--	ND	--	--
4,4'-DDE	**0.0033**	**8.9**	**62**	**120**	--	ND	--	--	**0.00402 NJ**	--	--	--	ND	--	--	--	--	ND	--	--	ND	--	--	--	--	ND	--	--
4,4'-DDT	**0.0033**	**7.9**	**47**	**94**	--	ND	--	--	**0.0181 J**	--	--	--	0.006 J	--	--	--	--	ND	--	--	ND	--	--	--	--	ND	--	--
Herbicides - mg/Kg [4]																										
	--	**--**	**--**	**--**	--	ND	--	--	ND	--	--	--	ND	--	--	--	--	ND	--	--	ND	--	--	--	--	ND	--	--

Notes:
1. Only those parameters detected at a minimum of one sample location are presented in this table; all other compounds were reported as non-detect.
2. Values per NYSDEC Part 375 Unrestricted Soil Cleanup Objectives (SCOs), Table 375-6(a).
3. Values per NYSDEC Part 375 Restricted Use Soil Cleanup Objectives (SCOs), Table 375-6.8(b).
4. Sample results were reported by the laboratory in ug/kg and converted to mg/kg for comparisons to SCOs

Definitions:
ND = Parameter not detected above laboratory detection limit.
"--" = No value available for the parameter, or the parameter was not analysed for.
P = The RPD betweeen the results for the two columns exceeds the method-specified criteria.
J = Estimated value; result is less than the sample quantitation limit but greater than zero.
J- = The analyte was positively identified; the associated numerical value is an estimated quantity that may be biased low.
NJ = The dection is tentative in identification and estimated in value. Although there is presumptive evidence of the analyte, the result should be used with caution as a potential false positive and/or elevated quantitative value.

BOLD	= Result exceeds Unrestricted use SCO's.
BOLD	= Result exceeds Restricted Residential use SCO's.
BOLD	= Result exceeds Commercial use SCO's.
BOLD	= Result exceeds Industrial use SCO's.

TABLE 6

SUMMERY OF REMEDIAL INVESTIGATION GROUNDWATER SAMPLE ANALYTICAL RESULTS

REMEDIAL INVESTIGATION/INTERIM REMEDIAL MEASURE/ALTERNATIVE ANALYSIS REPORT
1111 ELMWOOD AVENUE SITE
BUFFALO, NEW YORK

Parameter [1]	NYSDEC Class GA GWQS[2]	RI-MW-1	RI-MW-2	RI-MW-3
Volatile Organic Compounds (VOCs) - ug/L				
1,2,4,-Trimethylbenzene	**5**	0.0014 J	ND	ND
2-Butanone (MEK)	**50**	0.0022 J	ND	ND
Acetone	**50**	0.0075	0.0038 J	0.0055
Benzene	**1**	0.00044 J	ND	ND
Bromodichloromethane	**50**	0.00024 J	ND	ND
Carbon disulfide	**60**	0.0012 J	ND	ND
Toluene	**5**	0.00096 J	ND	ND
TCL Semi-Volatile Organic Compounds (SVOCs) - ug/L				
2-Methylnaphthalene	**--**	0.00017	0.0001	0.00015
1,4-Dioxane	**--**	ND	ND	ND
Acenaphthene	**20**	0.00006 J	ND	0.00008 J
Acenapthtylene	**--**	ND	ND	0.00008 J
Anthracene	**50**	ND	ND	0.00006 J
Benzo(a)anthracene	**0.002**	ND	0.00002 J	0.00002 J
Bis(2-ethylhexyl) phthalate	**5**	ND	ND	ND
Fluoranthene	**50**	ND	0.00004 J	0.00011
Fluorene	**50**	0.00030	0.00017	0.00024
Naphthalene	**10**	0.00014	0.00008 J	0.00034
Phenanthrene	**50**	0.00085	0.00061	0.001
Pyrene	**50**	ND	ND	0.00009 J
TAL Metals - ug/L (Dissolved)				
Aluminum	**--**	0.419	0.0448	ND
Antimony	**3**	0.00083 J	ND	0.00118 J
Arsenic	**25**	0.00144	0.0006	0.00121
Barium	**1000**	0.02107	0.04711	0.03987
Cadmium	**5**	0.00022	0.00012 J	0.00155
Calcium	**--**	113	121	180
Chromium	**50**	0.00182	0.0004 J	0.00164
Cobalt	**--**	0.0058	0.00169	0.00488
Copper	**200**	0.00339	0.00158 J	0.00306
Iron	**300**	0.708	0.0689	1.19
Lead	**25**	0.00254	ND	0.0019
Magnesium	**35000**	64.5	39.4	157
Manganese	**300**	0.4181	0.2812	0.2961
Nickel	**100**	0.01136	0.00386	0.0076
Potassium	**--**	5.49	1.81	3.85
Selenium	**10**	0.00274	ND	ND
Sodium	**20000**	44.7	67.4	38 J
Vanadium	**--**	ND	ND	0.00168 J
Zinc	**5000**	0.00997	0.00464 J	0.01118
Organochlorine Pesticides ug/L				
	--	ND	ND	ND
Herbicides ug/L				
	--	ND	ND	ND
Polychlorinated Biphenyls (PCBs) ug/L				
	0.09	ND	ND	ND
Perfluorinated Alkyl Acids ng/L				
Perfluorobutanoic acid (PFBA)	**--**	10.7 J-	4.01 J-	ND
Perfluroropentanoic acid (PFPeA)	**--**	3.53	ND	ND
Perfluorobutanesulfonic acid (PFBS)	**--**	4.66	67	30.9
Perflurorohexanoic acid (PFHxA)	**--**	3.4	ND	ND
Perfluroroheptanoic acid (PFHpA)	**--**	ND	ND	ND
Perfluorohexanesulfonic acid (PFHxS)	**--**	2.47	3.8	ND
Perfluorooctanoic acid (PFOA)	**--**	5.91 J-	ND	ND
1H,1H,2H,2H-Perfluorooctanesulfonic acid (6:2FTS)	**--**	ND	ND	ND
Perfluoroheptanesulfonic acid (PFHpS)	**--**	ND	ND	ND
Perfluorononanoic acid (PFNA)	**--**	ND	ND	ND
Perfluorooctanesulfonic acid (PFOS)	**--**	2.4 J-	2.37 J-	ND
Perfluorodecanoic acid (PFDA)	**--**	ND	ND	ND
1H,1H,2H,2H-Perfluorodecanesulfonic acid (8:2FTS)	**--**	ND	ND	ND
N-Methyl Perfluorooctanesulfonamidoacetic acid (NMeFOSAA)	**--**	ND	ND	ND
Perfluoroundecanoic Acid (PFUnA)	**--**	ND	ND	ND
Perfluorodecanesulfonic acid (PFDS)	**--**	ND	ND	ND
Perfluorooctanesulfonamide (FOSA)	**--**	ND	ND	ND
N-Ethyl Perfluorooctanesulfonamidoacetic Acid (NEtFOSAA)	**--**	ND	ND	ND
Perfluorododecanoic Acid (PFDoA)	**--**	ND	ND	ND
Perfluorotridecanoic Acid (PFTrDA)	**--**	ND	ND	ND
Perfluorotetradecanoic acid (PFTA)	**--**	ND	ND	ND

Notes:
1. Only those parameters detected at a minimum of one sample location are presented in this table; all other compounds were reported as non-detect.
2. Values per NYSDEC TOGS 1.1.1 Class GA Groundwater Quality Standards (GWQS).

Definitions:
ND = Parameter not detected above laboratory detection limit.
ug/L = mirograms per liter.
ng/L = nanograms per liter.
"--" = No GWQS available.
J = Estimated value; result is less than the sample quantitation limit but greater than zero.
BOLD =Exceeds NYSDEC Class GA GWQS.

TABLE 7

SUMMARY OF IRM POST-EXCAVATION CONFIRMATION SAMPLE ANALYTICAL RESULTS

REMEDIAL INVESTIGATION/INTERIM REMEDIAL MEASURE/ALTERNATIVE ANALYSIS REPORT
1111 ELMWOOD AVENUE SITE
BUFFALO, NEW YORK

PARAMETER[1]	Unrestricted Use SCO's[2]	Restricted Residential Use SCO's [3]	Commercial Use SCO's[3]	Industrial Use SCO's[3]	B-1	B-2	B-3	B-4	B-5	B-6	B-7	B-8	B-9	B-10	B-11	B-12	B-13	B-14	B-15	B-16	B-17	B-18	B-19	B-20
					3/19/2018	3/19/2018	3/19/2018	3/19/2018	3/20/2018	3/20/2018	3/20/2018	3/20/2018	3/20/2018	3/20/2018	3/20/2018	3/21/2018	3/21/2018	3/26/2018	3/26/2018	3/26/2018	3/26/2018	3/26/2018	3/26/2018	3/27/2018	3/27/2018
Semi-Volatile Organic Compounds (SVOCs) - mg/Kg [4]																								
2-Methylnaphthalene	--	--	--	--	ND	ND	ND	ND	ND	ND	ND	ND	ND	ND	ND	ND	ND	ND	ND	ND	ND	ND	ND	ND
3 & 4-Methylphenol	0.33	100	500	1000	ND	ND	ND	ND	ND	ND	ND	ND	ND	ND	ND	ND	ND	ND	ND	ND	ND	ND	ND	ND
Acenaphthene	20	100	500	1000	ND	ND	ND	ND	ND	ND	ND	ND	ND	ND	ND	ND	ND	ND	ND	ND	ND	ND	ND	ND
Acenaphthylene	100	100	500	1000	ND	ND	ND	ND	ND	ND	ND	ND	ND	ND	ND	ND	ND	ND	ND	ND	ND	ND	ND	ND
Anthracene	100	100	500	1000	ND	ND	ND	ND	ND	ND	ND	ND	ND	ND	ND	ND	ND	ND	ND	ND	ND	ND	ND	ND
Benzo(a)anthracene	1	1	5.6	11	ND	ND	ND	ND	ND	ND	ND	ND	ND	ND	ND	ND	ND	ND	ND	ND	ND	ND	ND	ND
Benzo(a)pyrene	1	1	1	1.1	ND	ND	ND	ND	ND	ND	ND	ND	ND	ND	ND	ND	ND	ND	ND	ND	ND	ND	ND	ND
Benzo(b)fluoranthene	1	1	5.6	11	ND	ND	ND	ND	ND	ND	ND	ND	ND	ND	ND	ND	ND	ND	ND	ND	ND	ND	ND	ND
Benzo(ghi)perylene	100	100	500	1000	ND	ND	ND	ND	ND	ND	ND	ND	ND	ND	ND	ND	ND	ND	ND	ND	ND	ND	ND	ND
Benzo(k)fluoranthene	0.8	3.9	56	110	ND	ND	ND	ND	ND	ND	ND	ND	ND	ND	ND	ND	ND	ND	ND	ND	ND	ND	ND	ND
Benzaldehyde	--	--	--	--	ND	ND	ND	ND	ND	ND	ND	ND	ND	ND	ND	ND	ND	ND	ND	ND	ND	ND	ND	ND
Biphenyl	--	--	--	--	ND	ND	ND	ND	ND	ND	ND	ND	ND	ND	ND	ND	ND	ND	ND	ND	ND	ND	ND	ND
Bis(2-ethylhexyl) phthalate	--	--	--	--	ND	ND	ND	ND	ND	ND	ND	ND	ND	ND	ND	ND	ND	ND	ND	ND	ND	ND	0.09 J	ND
Butyl benzyl phthalate	--	--	--	--	ND	ND	ND	ND	ND	ND	ND	ND	ND	ND	ND	ND	ND	ND	ND	ND	ND	ND	ND	ND
Carbazole	--	--	--	--	ND	ND	ND	ND	ND	ND	ND	ND	ND	ND	ND	ND	ND	ND	ND	ND	ND	ND	ND	ND
Chrysene	1	3.9	56	110	ND	ND	ND	ND	ND	ND	ND	ND	ND	ND	ND	ND	ND	ND	ND	ND	ND	ND	ND	ND
Dibenzofuran	--	--	--	--	ND	ND	ND	ND	ND	ND	ND	ND	ND	ND	ND	ND	ND	ND	ND	ND	ND	ND	ND	ND
Dibenzo (a,h)anthracene	0.33	0.33	0.56	1.1	ND	ND	ND	ND	ND	ND	ND	ND	ND	ND	ND	ND	ND	ND	ND	ND	ND	ND	ND	ND
Di-n-butylphthalate	--	--	--	--	ND	ND	ND	ND	ND	ND	ND	ND	ND	ND	ND	ND	ND	ND	ND	ND	ND	ND	ND	ND
Fluoranthene	100	100	500	1000	0.03 J	ND	ND	ND	ND	ND	ND	ND	ND	ND	ND	ND	ND	ND	ND	ND	0.021 J	ND	ND	ND
Fluorene	30	100	500	1000	ND	ND	ND	ND	ND	ND	ND	ND	ND	ND	ND	ND	ND	ND	ND	ND	ND	ND	ND	ND
Indeno(1,2,3-cd)pyrene	0.5	0.5	5.6	11	ND	ND	ND	ND	ND	ND	ND	ND	ND	ND	ND	ND	ND	ND	ND	ND	ND	ND	ND	ND
Naphthalene	12	100	500	1000	ND	ND	ND	ND	ND	ND	ND	ND	ND	ND	ND	ND	ND	ND	ND	ND	ND	ND	ND	ND
Phenanthrene	100	100	500	1000	ND	ND	ND	ND	ND	ND	ND	ND	ND	ND	ND	ND	ND	ND	ND	ND	ND	ND	ND	ND
Pyrene	100	100	500	1000	0.025 J	ND	ND	ND	ND	ND	ND	ND	ND	ND	ND	ND	ND	ND	ND	ND	0.018 J	ND	ND	ND
Total Metals - mg/Kg																								
Aluminum	--	--	--	--	7,620	7,570	8,920	7,460	7,580	7,230	9,660	5,350	6,510	5,590	7,020	7,390	7,200	7,080	6020 J-	9,500	9,500	6,280	13,200	4,990
Antimony	--	--	--	--	1.32 J	1.41 J	1.42 J	1.4 J	ND	ND	ND	ND	ND	ND	0.648 J	0.53 J	ND	ND	ND	ND	ND	ND	0.417 J	ND
Arsenic	13	16	16	16	2.90	2.63	2.85	2.44	2.89	2.75	3.04	3.02	3.23	3.42	3.06	3.32	2.35	1.81	1.69	1.52	2.63	2.16	2.39	2.51 J-
Barium	350	400	400	10000	77.8	73.8	78.4	72.2	65.3	60.8	53.7	45.8	58.2	49.1	66.2	75.1	65.2	63.5	51.2 J-	71.9	81.7	54.7	108	45.8
Beryllium	7.2	72	590	2700	0.385 J	0.372 J	0.436 J	0.365 J	0.272 J	0.312 J	0.486	0.186 J	0.256 J	0.195 J	0.342 J	0.368 J	0.287 J	0.276 J	0.19 J	0.4 J	0.396 J	0.308 J	0.719 J	0.223 J
Cadmium	2.5	4.3	9.3	60	0.161 J	ND	ND	ND	0.563 J	0.539 J	0.589 J	0.461 J	0.53 J	0.515 J	ND	ND	0.368 J	0.384 J	0.372 J	0.32 J	0.396 J	0.255 J	0.469 J	ND
Calcium	--	--	--	--	93,200	91,000	86,300	86,900	84,800	31,000	6,270	72,800	74,400	59,000	58,900	62,900	64,800	74,500	65600 J-	11,200	63,200	56200 J-	27,700	43,600
Chromium	30	180	1500	6800	13.3	12.0	13.3	11.7	11.1	9.76	11.3	8.09	9.7	10.9	11.2	11.8	10.7	10.9	9.34	12.7	14	9.89	15	8.3
Cobalt	--	--	--	--	6.94	6.95	7.4	6.1	6.78	6.21	6.85	4.95	5.26	5.34	5.74	6.36	5.98	5.89	5.06	4.19	7.76	5.48	8.55	5.59 J-
Copper	50	270	270	10000	16.5	14.2	16.1	14.0	13.6	12.4	9.62	15.9	18.2	12.8	13.6	14.4	12.5	13.0	12.0	11.2	14.7	13.5	10.5	11.0
Iron	--	--	--	--	15,800	15,700	17,500	15,800	16,000	13,500	17,100	12,300	15,100	13,000	13,800	14,600	14,600	14,500	12800 J-	14,400	17,600	12900 J-	17,700	9,940
Lead	63	400	1000	3900	26.9	11.4	11.2	10.4	11.5	12.7	11.6	10.6	10.1	15.7	12.1	12.5	11	11.2	12.1	11.2	12.2	13.7	14.6	12.7 J-
Magnesium	--	--	--	--	24,800	22,700	20,900	22,400	22,000	14,800	4,770	23,100	23,100	21,100	19,300	20,100	21,500	23,100	22800 J-	6,140	16,700	21,200	3,510	19,400
Manganese	1600	2000	10000	10000	416	421	445	393	385	393	418	344	349	393	363	422	409	450	377	184	380	363 J-	302	370
Mercury	0.18	0.81	2.8	5.7	0.06 J	0.03 J-	ND	ND	0.02 J+	0.02 J	ND	ND	0.02 J+	ND	0.02 J	0.02 J	ND	ND	0.02 J	0.024 J	0.017 J	ND	ND	0.057 J
Nickel	30	310	310	10000	15.1	14.9	16.9	14.5	13.5	10.7	10.6	9.67	11.7	11.4	13.3	15.3	11.5	12	9.66	10.8	15.3	11.7 J	15.2	10.6 J-
Potassium	--	--	--	--	1,180	1,180	1,220	1,160	940	670	466	704	827	705	1,100	1,060	1,280	1,280	1070 J	881	1,390	826	852	720
Selenium	3.9	180	1500	10000	ND	ND	ND	ND	ND	ND	ND	ND	ND	ND	0.504 J	0.368 J	0.377 J	0.731 J	0.752 J	0.578 J	0.645 J	ND	ND	0.294 J-
Silver	2	180	1500	6800	ND	ND	ND	ND	ND	ND	ND	ND	ND	ND	ND	ND	ND	ND	ND	ND	ND	ND	ND	ND
Sodium	--	--	--	--	251	312	195	150 J	117 J	135 J	221	229	114 J	164 J	221	165 J	181 J	172 J	260	110 J	178 J	113 J	77.4 J	118 J
Thallium	--	--	--	--	ND	ND	ND	ND	ND	ND	ND	ND	ND	ND	ND	0.368 J	ND	ND	ND	ND	ND	ND	ND	ND
Vanadium	--	--	--	--	17.4	17.7	19.1	17.1	17.0	15.9	19.3	13.8	16.1	14.9	15.5	16.3	15.9	16	14.3	17.1	18.1	15.4	24.3	13.2
Zinc	109	10000	10000	10000	65.7	54.9	52.7	52.0	52.8	57.4	44.8	55.3	52.7	65.3	56.2	50.8	53.8	52.2	61.0	64.3	53.5	56.2 J	57.9	64.0
Pesticides - mg/Kg [4]																								
					--	--	--	ND	--	--	ND	ND	ND	ND	ND	--	--	--	--	--	--	--	--	--

Notes:

1. Only those parameters detected at a minimum of one sample location are presented in this table; all other compounds were reported as non-detect.
2. Values per NYSDEC Part 375 Unrestricted Soil Cleanup Objectives (SCOs), Table 375-6(a).
3. Values per NYSDEC Part 375 Restricted Use Soil Cleanup Objectives (SCOs), Table 375-6.8(b).
4. Sample results were reported by the laboratory in ug/kg and converted to mg/kg for comparisons to SCOs

Definitions:

ND = Parameter not detected above laboratory detection limit.
"--" = No value available for the parameter, or the parameter was not analysed for.
J = Estimated value; result is less than the sample quantitation limit but greater than zero. the result should be used with caution as a potential false positive and/or elevated quantitative value.

Exceedance of Unrestricted SCOs
Exceedance of Restricted Residential SCOs
Exceedance of Commercial SCOs
Exceedance of Industrial SCOs

TABLE 7

SUMMARY OF IRM POST-EXCAVATION CONFIRMATION SAMPLE ANALYTICAL RESULTS

REMEDIAL INVESTIGATION/INTERIM REMEDIAL MEASURE/ALTERNATIVE ANALYSIS REPORT
1111 ELMWOOD AVENUE SITE
BUFFALO, NEW YORK

PARAMETER[1]	Unrestricted Use SCO's[2]	Restricted Residential Use SCO's[3]	Commercial Use SCO's[3]	Industrial Use SCO's[3]	B-21	B-22	B-23	B-24	B-25 Removed	B-25R	B-26	B-27	B-28	B-29	B-30	B-31	B-32	B-33	B-34 Removed	B-34R	B-35	B-36	B-37	B-38	B-39	B-40
					3/28/2018	3/28/2018	3/28/2018	3/29/2018	3/29/2018	4/17/2018	3/29/2018	3/29/2018	3/29/2018	3/29/2018	3/30/2018	3/30/2018	3/30/2018	3/30/2018	4/2/2018	4/17/2018	4/2/2018	4/2/2018	4/2/2018	4/2/2018	4/2/2018	4/2/2018
Semi-Volatile Organic Compounds (SVOCs) - mg/Kg [4]																										
2-Methylnaphthalene	--	--	--	--	ND	ND	ND	ND	ND	--	ND	ND	ND	ND	ND	ND	ND	ND	0.037 J	ND	ND	ND	ND	ND	ND	ND
3 & 4-Methylphenol	0.33	100	500	1000	ND	ND	ND	ND	ND	--	ND	ND	ND	ND	ND	ND	ND	ND	ND	ND	ND	ND	ND	ND	ND	ND
Acenaphthene	20	100	500	1000	ND	ND	ND	ND	ND	--	ND	ND	ND	ND	ND	ND	ND	ND	0.038 J	ND	ND	ND	ND	ND	ND	0.04 J
Acenaphthylene	100	100	500	1000	ND	ND	ND	ND	ND	--	ND	ND	ND	ND	ND	ND	ND	ND	0.86	ND	ND	ND	ND	ND	ND	ND
Anthracene	100	100	500	1000	ND	ND	ND	ND	ND	--	`	ND	ND	ND	ND	ND	ND	ND	ND	ND	ND	ND	ND	ND	ND	0.075 J
Benzo(a)anthracene	1	1	5.6	11	ND	ND	ND	ND	ND	--	ND	ND	ND	ND	ND	ND	ND	ND	3.5	ND	0.054	ND	ND	ND	ND	0.22
Benzo(a)pyrene	1	1	1	1.1	ND	ND	ND	ND	ND	--	ND	ND	ND	ND	ND	ND	ND	ND	2.6	ND	ND	ND	ND	ND	ND	0.18
Benzo(b)fluoranthene	1	1	5.6	11	ND	ND	ND	ND	ND	--	ND	ND	ND	ND	ND	ND	ND	ND	3.3	ND	0.05 J	ND	ND	ND	ND	0.24
Benzo(ghi)perylene	100	100	500	1000	ND	ND	ND	ND	ND	--	ND	ND	ND	ND	ND	ND	ND	ND	1.5	ND	ND	ND	ND	ND	ND	0.11
Benzo(k)fluoranthene	0.8	3.9	56	110	ND	ND	ND	ND	ND	--	ND	ND	ND	ND	ND	ND	ND	ND	1.5	ND	ND	ND	ND	ND	ND	0.084 J
Benzaldehyde	--	--	--	--	ND	ND	ND	ND	ND	--	ND	ND	ND	ND	ND	ND	ND	ND	ND	ND	ND	ND	ND	ND	ND	ND
Biphenyl	--	--	--	--	ND	ND	ND	ND	ND	--	ND	ND	ND	ND	ND	ND	ND	ND		ND	ND	ND	ND	ND	ND	ND
Bis(2-ethylhexyl) phthalate	--	--	--	--	ND	ND	ND	ND	ND	--	ND	ND	ND	ND	ND	ND	ND	ND	ND	ND	ND	ND	ND	ND	ND	ND
Butyl benzyl phthalate	--	--	--	--	ND	ND	ND	ND	ND	--	ND	ND	ND	ND	ND	ND	ND	ND	ND	ND	ND	ND	ND	ND	ND	ND
Carbazole	--	--	--	--	ND	ND	ND	ND	ND	--	ND	ND	ND	ND	ND	ND	ND	ND	0.89	ND	ND	ND	ND	ND	ND	0.056 J
Chrysene	1	3.9	56	110	ND	ND	ND	ND	ND	--	ND	ND	ND	ND	ND	ND	ND	ND	2.8	ND	0.049 J	ND	ND	0.028 J	ND	0.21
Dibenzofuran	--	--	--	--	ND	ND	ND	ND	ND	--	ND	ND	ND	ND	ND	ND	ND	ND	0.1 J	ND	ND	ND	ND	ND	ND	0.024 J
Dibenzo (a,h)anthracene	0.33	0.33	0.56	1.1	ND	ND	ND	ND	ND	--	ND	ND	ND	ND	ND	ND	ND	ND	0.37	ND	ND	ND	ND	0.031 J	ND	ND
Di-n-butylphthalate	--	--	--	--	ND	ND	ND	ND	ND	--	ND	ND	ND	ND	ND	ND	ND	ND	ND	ND	ND	ND	ND	ND	ND	ND
Fluoranthene	100	100	500	1000	ND	ND	ND	ND	0.034 J	--	ND	ND	ND	ND	ND	ND	ND	ND	6.7	ND	0.12	ND	ND	0.066 J	ND	0.48
Fluorene	30	100	500	1000	ND	ND	ND	ND	ND	--	ND	ND	ND	ND	ND	ND	ND	ND	ND	ND	ND	ND	ND	ND	ND	0.038 J
Indeno(1,2,3-cd)pyrene	0.5	0.5	5.6	11	ND	ND	ND	ND	ND	--	ND	ND	ND	ND	ND	ND	ND	ND	1.8	ND	ND	ND	ND	ND	ND	0.12 J
Naphthalene	12	100	500	1000	ND	ND	ND	ND	ND	--	ND	ND	ND	ND	ND	ND	ND	ND	0.12 J	ND	0.11 J	ND	ND	ND	ND	ND
Phenanthrene	100	100	500	1000	ND	ND	ND	0.026 J	ND	--	ND	ND	ND	ND	ND	ND	ND	ND	4.9	ND	ND	ND	ND	0.063 J	ND	ND
Pyrene	100	100	500	1000	ND	ND	ND	0.021 J	0.031 J	--	ND	ND	ND	ND	ND	ND	ND	ND	ND	ND	0.092 J	ND	ND	0.052 J	ND	0.37
Total Metals - mg/Kg																										
Aluminum	--	--	--	--	7,630	5,280	7,740	6,000	20,800	13,900	4,890	16,300	11,900	14,200	13,500	17500 J-	17,300	16,500	12,000	--	12,200	13,300	3,960	12,600	13,800	14,900
Antimony	--	--	--	--	ND	ND	ND	ND	ND		ND	ND	ND	ND	ND	ND	ND	ND	ND	--	ND	ND	ND	ND	ND	ND
Arsenic	13	16	16	16	4.16 J-	2.79 J-	2.52	2.75	4.63	4.39	2.54	4.76	3.78	5.01	3.97	4.3 J	4.55	5.56	4.02	--	5.01	2.53	1.74	5.22	3.51	4.26
Barium	350	400	400	10000	84.2	52.2	65.9	50.2	166	119	44.6	161	82.1	109	101	153 J	140	128	101	--	90.5	104	35.1	92.6	115	125
Beryllium	7.2	72	590	2700	0.374 J	0.187 J	0.301 J	0.213 J	1.02	0.59	0.169 J	0.712 J	0.465 J	0.604	0.786	0.787 J	0.796	0.737	0.512	--	0.497	0.578	0.149 J	0.505	0.609	0.690
Cadmium	2.5	4.3	9.3	60	ND	ND	ND	ND	0.386 J	0.128 J	ND	ND	ND	ND	ND	ND	ND	ND	ND	--	ND	ND	ND	ND	ND	ND
Calcium	--	--	--	--	62,200	53,200	49,000	57,000	5,900	3,100	60,700	62,000	232,000	31,400	2,020	4940 J-	3,580	11,100	40,000	--	31,700	38,200	54,600	35,400	47,600	1,070
Chromium	30	180	1500	6800	11.8	8.26	10.6	9.64	19.8	18.9	7.83	23.1	16	18.6	16.7	21.9 J	22.9	21.3	16.7	--	17.6	18.4	6.5	17.6	19.3	19.7
Cobalt	--	--	--	--	8.23 J-	5.32 J-	5.45	4.81	7.98	8.74	4.24	12.5	10.8	9.31	9.9	10.2 J	10.4	10.7	9.54	--	9.84	7.88	3.09	11	13.2	9.35
Copper	50	270	270	10000	17.3	12.8	12.1	12.8	20.8	19.2	10.7	23.0	16.4	19.9	14.5	21.8 J	20.7	19.8	21.2	--	22.0	16.8	9.7	21.2	20.9	19.0
Iron	--	--	--	--	15,000	1,100	11,800	11,400	20,300	21,100	9,610	25,100	19,100	24,400	20,200	26000 J-	26,400	26,500	20,300	--	21,500	22,000	9,260	22,200	23,500	22,900
Lead	63	400	1000	3900	14.2 J-	13.9 J-	12.5	16.8	32.8	17	16.2	9.22	7.52	10.1	9	13.6 J	11.2	10	43	--	15.2	5.98	7.89	10.4	8.82	42.1
Magnesium	--	--	--	--	18,000	21,400	17,800	20,500	3,810	4,650	24,900	11,300	7,170	12,100	3,890	6140 J-	6,540	10,600	12,000	--	12,300	8,560	19,000	13,200	9,630	7,510
Manganese	1600	2000	10000	10000	301	322	455	328	1170	425	319	393	439	387	412	421 J-	428	410	382	--	374	359	282	401	548	349
Mercury	0.18	0.81	2.8	5.7	0.02 J	0.03 J	0.029 J	0.016 J	0.251	0.046 J+	0.018 J	ND	0.027 J	0.034 J	0.034 J	0.032 J+	0.034 J	0.037 J	0.045 J	--	0.026 J	0.02 J	ND	0.024 J	ND	0.051 J
Nickel	30	310	310	10000	15.6 J-	10.5 J-	10.2	9.19	16.7	18.8	7.69	26.1	18.5	20.8	18.3	24.3 J	25.5	24.2	17.5	--	21.8	19.5	5.48	22	23.9	20.3
Potassium	--	--	--	--	968	809	960	983	1,400	1,470	731	2,120	1,370	1,510	1,010	1,340	1,650	1,690	1,390	--	1,430	1,430	452	1,420	1,620	1,330
Selenium	3.9	180	1500	10000	0.728 J-	0.302 J-	0.264 J	0.462 J	0.844 J		0.508 J	0.501 J	0.366 J	ND	ND	0.427 J-	0.279 J	0.339 J	0.589 J	--	0.298 J	0.309 J	ND	0.496 J	ND	0.834 J
Silver	2	180	1500	6800	ND	ND	ND	ND	ND		ND	ND	ND	ND	ND	ND	ND	ND	ND	--	ND	ND	ND	ND	ND	ND
Sodium	--	--	--	--	134 J	148 J	215 J	178 J	219 J	106 J	149 J	190 J	127 J	104 J	90.2 J	198	243	404	255	--	129	717	ND	122 J	530	59.7
Thallium	--	--	--	--	ND	ND	ND	ND	ND		ND	ND	ND	ND	ND	ND	ND	ND	ND	--	ND	ND	ND	ND	ND	ND
Vanadium	--	--	--	--	19.4	13.6	16.5	15.1	29.6	26.1	12.7	29.6	21.6	25.8	23.1	29.7 J	29.2	27.3	23.1	--	23.6	23.3	12.6	24.1	25.5	27.4
Zinc	109	10000	10000	10000	65.6	60.3	60.1	61.1	99.1	84.1	51.6	60.4	39.7	51.6	53.8	59.6 J	64.7	60.6	72.1	--	55.7	46.5	50.5	54.3	49.1	63.2
Pesticides - mg/Kg [4]																										
					--	--	--	--	--	--	--	--	--	--	--	--	--	--	--	--	--	--	--	--	--	--

Notes:

1. Only those parameters detected at a minimum of one sample location are presented in this table; all other compounds were reported as non-detect.
2. Values per NYSDEC Part 375 Unrestricted Soil Cleanup Objectives (SCOs), Table 375-6(a).
3. Values per NYSDEC Part 375 Restricted Use Soil Cleanup Objectives (SCOs), Table 375-6.8(b).
4. Sample results were reported by the laboratory in ug/kg and converted to mg/kg for comparisons to SCOs

Definitions:

ND = Parameter not detected above laboratory detection limit.
"--" = No value available for the parameter, or the parameter was not analysed for.
J = Estimated value; result is less than the sample quantitation limit but greater than zero. the result should be used with caution as a potential false positive and/or elevated quantitative value.

Exceedance of Unrestricted SCOs
Exceedance of Restricted Residential SCOs
Exceedance of Commercial SCOs
Exceedance of Industrial SCOs

TABLE 7

SUMMARY OF IRM POST-EXCAVATION CONFIRMATION SAMPLE ANALYTICAL RESULTS

REMEDIAL INVESTIGATION/INTERIM REMEDIAL MEASURE/ALTERNATIVE ANALYSIS REPORT
1111 ELMWOOD AVENUE SITE
BUFFALO, NEW YORK

PARAMETER[1]	Unrestricted Use SCO's[2]	Restricted Residential Use SCO's[3]	Commercial Use SCO's[3]	Industrial Use SCO's[3]	B-41	B-42 Removed	B-42R	B-43 Removed	B-43R	B-44	B-45	B-46	B-47	B-48	B-49	B-50	SW-1	SW-2	SW-3	SW-4	SW-5	SW-6	SW-7	SW-8	SW-9	SW-10	SW-11
					4/2/2018	4/2/2018	4/17/2018	4/3/2018	4/17/2018	4/3/2018	4/3/2018	4/3/2018	4/3/2018	4/3/2018	4/3/2018	4/3/2018	3/19/2018	3/19/2018	3/19/2018	3/19/2018	3/20/2018	3/20/2018	3/21/2018	3/21/2018	3/21/2018	3/26/2018	3/28/2018
Semi-Volatile Organic Compounds (SVOCs) - mg/Kg [4]																											
2-Methylnaphthalene	--	--	--	--	ND	0.036 J	--	ND	--	ND	ND	ND	ND	ND	ND	ND	ND	ND	ND	ND	ND	ND	ND	ND	ND	ND	ND
3 & 4-Methylphenol	0.33	100	500	1000	ND	ND	--	ND	--	ND	ND	ND	ND	ND	ND	ND	ND	ND	ND	ND	ND	ND	ND	ND	ND	ND	ND
Acenaphthene	20	100	500	1000	ND	0.13 J	--	0.068 J	--	ND	ND	ND	ND	0.036 J	ND	ND	ND	ND	ND	ND	ND	ND	ND	ND	ND	ND	ND
Acenaphthylene	100	100	500	1000	ND	ND	--	ND	--	ND	ND	ND	ND	ND	ND	ND	ND	ND	ND	ND	ND	ND	ND	ND	ND	ND	ND
Anthracene	100	100	500	1000	ND	0.31	--	0.16	--	ND	ND	ND	ND	0.076 J	ND	ND	ND	ND	ND	ND	ND	ND	ND	ND	ND	ND	ND
Benzo(a)anthracene	1	1	5.6	11	0.063 J	0.75	--	0.38	--	0.073 J	ND	ND	ND	0.19	0.11 J	ND	0.077 J	ND	0.041 J	ND	ND	ND	ND	ND	ND	ND	ND
Benzo(a)pyrene	1	1	1	1.1	ND	0.61	--	0.29	--	0.072 J	ND	ND	ND	0.15 J	0.13 J	ND	0.068 J	ND	ND	ND	ND	ND	ND	ND	ND	ND	ND
Benzo(b)fluoranthene	1	1	5.6	11	0.06 J	0.87	--	0.4	--	0.09 J	ND	ND	ND	0.2	0.15	ND	0.094 J	ND	0.047 J	ND	ND	ND	ND	ND	ND	ND	ND
Benzo(ghi)perylene	100	100	500	1000	0.031 J	0.36	--	0.16	--	0.05 J	ND	ND	ND	0.091 J	0.092 J	ND	0.056 J	ND	0.027 J	ND	ND	ND	ND	ND	ND	ND	ND
Benzo(k)fluoranthene	0.8	3.9	56	110	ND	0.29	--	0.15	--	0.033 J	ND	ND	ND	0.074 J	0.054 J	ND	0.038 J	ND	ND	ND	ND	ND	ND	ND	ND	ND	ND
Benzaldehyde	--	--	--	--	ND	ND	--	ND	--	ND	ND	ND	ND	ND	ND	ND	ND	ND	ND	ND	ND	ND	ND	ND	ND	ND	ND
Biphenyl	--	--	--	--	ND	ND	--	ND	--	ND	ND	ND	ND	ND	ND	ND	ND	ND	ND	ND	ND	ND	ND	ND	ND	ND	ND
Bis(2-ethylhexyl) phthalate	--	--	--	--	ND	1.6	--	0.14 J	--	ND	ND	ND	0.073 J	ND	ND	ND	0.28	ND	ND	ND	ND	ND	ND	ND	ND	ND	ND
Butyl benzyl phthalate	--	--	--	--	ND	ND	--	ND	--	ND	ND	ND	ND	ND	ND	ND	ND	ND	ND	ND	ND	ND	ND	ND	ND	ND	ND
Carbazole	--	--	--	--	ND	0.22 J	--	0.096 J	--	ND	ND	ND	ND	0.024 J	ND	ND	ND	ND	ND	ND	ND	ND	ND	ND	ND	ND	ND
Chrysene	1	3.9	56	110	0.057 J	0.7	--	0.38	--	0.065 J	ND	ND	ND	0.17	0.1 J	ND	0.078 J	ND	0.04 J	ND	ND	ND	ND	ND	ND	ND	ND
Dibenzofuran	--	--	--	--	ND	0.1 J	--	0.051 J	--	ND	ND	ND	ND	ND	ND	ND	ND	ND	ND	ND	ND	ND	ND	ND	ND	ND	ND
Dibenzo (a,h)anthracene	0.33	0.33	0.56	1.1	ND	0.1 J	--	0.047 J	--	ND	ND	ND	ND	0.028 J	0.032 J	ND	ND	ND	ND	ND	ND	ND	ND	ND	ND	ND	ND
Di-n-butylphthalate	--	--	--	--	ND	ND	--	ND	--	ND	ND	ND	ND	ND	ND	ND	ND	ND	ND	ND	ND	ND	ND	ND	ND	ND	ND
Fluoranthene	100	100	500	1000	ND	1.6	--	0.82	--	0.099 J	ND	0.036 J	ND	0.41	0.17	ND	0.17	ND	0.091 J	ND	ND	ND	ND	ND	ND	ND	ND
Fluorene	30	100	500	1000	ND	0.14 J	--	0.076 J	--	ND	ND	ND	ND	0.03 J	ND	ND	ND	ND	ND	ND	ND	ND	ND	ND	ND	ND	ND
Indeno(1,2,3-cd)pyrene	0.5	0.5	5.6	11	0.032 J	0.42	--	0.2	--	0.054 J	ND	ND	ND	0.1 J	0.11 J	ND	0.055 J	ND	ND	ND	ND	ND	ND	ND	ND	ND	ND
Naphthalene	12	100	500	1000	ND	0.086 J	--	0.34 J	--	ND	ND	ND	ND	ND	ND	ND	ND	ND	ND	ND	ND	ND	ND	ND	ND	ND	ND
Phenanthrene	100	100	500	1000	0.15	1.4	--	0.74	--	ND	ND	ND	ND	0.32	0.068 J	ND	0.065 J	ND	0.051 J	ND	ND	ND	ND	ND	ND	ND	ND
Pyrene	100	100	500	1000	0.11 J	1.3	--	0.65	--	0.097 J	ND	0.027 J	ND	0.33	0.15	ND	0.14	ND	0.078 J	ND	ND	ND	ND	ND	ND	ND	ND
Total Metals - mg/Kg																											
Aluminum	--	--	--	--	16,300	18,300	18,300	14,300	24,900	11,600	18,700	12,300	17,400	14,500	10,200	14,300	9,720	7,720	8,090	8,560	4,630	8,070	4,720	10,400	7,500	6,230	14,000
Antimony	--	--	--	--	ND	ND	ND	ND	ND	ND	ND	ND	ND	ND	ND	ND	1.75 J	1.43 J	1.42 J	1.43 J	ND	ND	0.438 J	0.832 J	0.541 J	ND	ND
Arsenic	13	16	16	16	5.28	4.79	5.98	4.77	4.43	4.14	2.49	4.64	2.96	3.01	2.75	4.05	5.74	2.66	3.76	2.87	2.20	3.87	2.4	3.27	2.94	2.09	6.25 J-
Barium	350	400	400	10000	128	**546**	149	109	160	67.7	131	69.5	64.2	116	75.6	104.0	76.6	71.6	75.1	83.9	37.5	76.7	43.6	91.3	63.7	60.7	100
Beryllium	7.2	72	590	2700	0.730	0.802	0.91	0.608	1.19	0.356 J	1.09	0.434 J	0.556	0.566	0.355 J	0.493	0.510	0.388 J	0.434 J	0.450	0.138 J	0.324 J	0.232 J	0.517	0.372 J	0.242 J	0.783 J
Cadmium	2.5	4.3	9.3	60	ND	0.884 J	0.265 J	0.795 J	ND	0.577 J	0.776 J	0.647 J	0.556 J	0.576 J	0.473 J	0.592 J	0.5 J	ND	0.185 J	0.09 J	0.459 J	0.592 J	ND	ND	ND	0.501 J	ND
Calcium	--	--	--	--	5,370	9,870	2,660	43,400	2,540	2,790	2,050	7,570	1,590	24,100	28,800	50,200	59,200	89,900	66,600	75,200	67,700	83,500	56,000	45,500	49,000	68,400	10,800
Chromium	30	180	1500	6800	21.7	25.4	23.1	18.6	**30.5**	16	24.3	16.4	20.9	18.8	13.6	20.8	21.5	12.4	13.8	13.3	7.12	11.6	7.84	14.6	11.0	9.33	18.6
Cobalt	--	--	--	--	11.60	12.8	12.4	12.9	26.3	9.6	13.6	9.41	7.5	8.3	6.09	11.1	7.19	6.47	6.48	6.89	4.13	7.02	4.44	6.88	6.46	4.99	9.94 J-
Copper	50	270	270	10000	21.6	25	22.1	19.2	21.7	8.9	13.9	18.4	15.3	22.3	12.3	20.2	43.4	16.0	30.0	16.0	10.2	14.3	11.3	15.8	12.8	12.7	13.1
Iron	--	--	--	--	26,000	26,500	28,600	23,500	31,500	21,600	25,600	21,700	24,000	20,400	15,300	23,300	19,200	16,400	16,700	16,900	10,700	17,000	10,900	16,900	14,000	13,000	23,800
Lead	63	400	1000	3900	32.6	**111**	15.8	**97**	12.2	19.4	12.3	39.3	9.09	44.2	38.3	10.8	**109**	13.2	60.8	12.6	9.00	11.6	11.9	11.2	13.8	12.1	14.9 J-
Magnesium	--	--	--	--	5,720	8,050	5,300	26,100	6,670	3,560	5,880	4,610	3,400	9,780	12,300	15,600	17,900	22,700	18,200	19,200	21,400	20,300	22,000	18,000	17,700	22,100	8,210
Manganese	1600	2000	10000	10000	427	443	333	571	442	224	321	294	142	325	293	444	450	422	391	411	298	409	331	338	339	390	258
Mercury	0.18	0.81	2.8	5.7	0.082 J	0.087	0.032 J	0.112	0.034 J	0.041 J	0.041 J	0.47 J	0.028 J	0.100	0.050	0.018 J	0.03 J-	ND	0.04 J-	ND	ND	0.02 J	0.02 J	0.03 J	0.02 J	0.016 J	0.037 J
Nickel	30	310	310	10000	19.6	27.8	28.2	19.3	**30.2**	12.3	29.4	13.1	14.9	17.6	11.6	23.5	20.2	15.0	16.0	16.2	8.14	14.8	9.30	16.0	13.2	9.78	21.7 J-
Potassium	--	--	--	--	1,340	2,090	1,600	1,450	2,070	995	1,860	981	1,350	1,640	1,080	2,330	1540 J	1,300	1,390	1,100	644	893	676	982	954	998	850
Selenium	3.9	180	1500	10000	0.741 J	1.5 J	0.408 J	1.62	0.554	1.19 J	1.5 J	1.27 J	1.09 J	1.44 J	0.892 J	1 J	0.25 J	ND	ND	0.234 J	ND	ND	0.429 J	0.397 J	0.337 J	0.3 J	0.841 J-
Silver	2	180	1500	6800	ND	ND	ND	ND	ND	ND	ND	ND	ND	ND	ND	ND	ND	ND	ND	ND	ND	ND	ND	ND	ND	ND	ND
Sodium	--	--	--	--	61.4	92.9	67.1	96.4 J	81 J	317	88.8 J	89.9 J	475	108 J	171 J	433.0	663	615	372	269	151 J	384	146 J	288	144 J	165 J	90.6 J
Thallium	--	--	--	--	ND	ND	ND	ND	ND	ND	ND	ND	ND	ND	ND	ND	ND	ND	ND	ND	ND	ND	ND	ND	ND	ND	ND
Vanadium	--	--	--	--	31.5	31.7	33.8	25.9	41.3	28.5	28.7	27.9	30.6	25.2	19.8	26.5	20.1	17.4	17.7	18.3	12.2	18.0	12.4	19.6	16.0	14.3	28.3
Zinc	109	10000	10000	10000	72	102	60	87.9	80.4	49.4	69.6	67.6	53.4	92.5	66.0	62.1	**138**	58.4	85.5	55.8	61.0	53.9	60.4	60.2	57.9	63.4	66.4
Pesticides - mg/Kg [4]																											
					--	--	--	--	--	--	--	--	--	--	--	--	--	--	--	--	--	--	--	--	--	--	--

Notes:

1. Only those parameters detected at a minimum of one sample location are presented in this table; all other compounds were reported as non-detect.
2. Values per NYSDEC Part 375 Unrestricted Soil Cleanup Objectives (SCOs), Table 375-6(a).
3. Values per NYSDEC Part 375 Restricted Use Soil Cleanup Objectives (SCOs), Table 375-6.8(b).
4. Sample results were reported by the laboratory in ug/kg and converted to mg/kg for comparisons to SCOs

Definitions:

ND = Parameter not detected above laboratory detection limit.
"--" = No value available for the parameter, or the parameter was not analysed for.
J = Estimated value; result is less than the sample quantitation limit but greater than zero. the result should be used with caution as a potential false positive and/or elevated quantitative value.

Exceedance of Unrestricted SCOs
Exceedance of Restricted Residential SCOs
Exceedance of Commercial SCOs
Exceedance of Industrial SCOs

TABLE 7

SUMMARY OF IRM POST-EXCAVATION CONFIRMATION SAMPLE ANALYTICAL RESULTS

REMEDIAL INVESTIGATION/INTERIM REMEDIAL MEASURE/ALTERNATIVE ANALYSIS REPORT
1111 ELMWOOD AVENUE SITE
BUFFALO, NEW YORK

PARAMETER[1]	Unrestricted Use SCO's[2]	Restricted Residential Use SCO's[3]	Commercial Use SCO's[3]	Industrial Use SCO's[3]	SW-12	SW-13	SW-14	SW-15	SW-16	SW-17	SW-18	SW-19	SW-20	SW-21	SW-22	SW-23	SW-24 (Removed)	SW-24R	SW-25 (Removed)	SW-25R	SW-26 (Removed)	SW-26R	SW-27	SW-28	SW-29	SW-30	SW-31	SW-32
					3/26/2018	3/29/2018	3/29/2018	3/29/2018	4/2/2018	4/2/2018	4/2/2018	4/2/2018	4/2/2018	4/3/2018	4/3/2018	4/3/2018	4/3/2018	4/17/2018	4/3/2018	4/17/2018	4/3/2018	4/17/2018	4/3/2018	4/3/2018	4/3/2018	4/3/2018	4/3/2018	4/3/2018
Semi-Volatile Organic Compounds (SVOCs) - mg/Kg [4]																												
2-Methylnaphthalene	--	--	--	--	ND	ND	ND	ND	ND	ND	ND	ND	ND	ND	0.095 J	0.31	0.19 J	ND	ND	--	0.24 J	ND	ND	ND	ND	ND	ND	ND
3 & 4-Methylphenol	0.33	100	500	1000	ND	ND	ND	ND	ND	ND	ND	ND	ND	ND	ND	0.038 J	ND	ND	ND	--	ND	ND	ND	ND	ND	ND	ND	ND
Acenaphthene	20	100	500	1000	ND	0.046 J	ND	ND	ND	ND	ND	ND	0.023 J	0.052 J	0.35	0.95	0.73	0.055 J	ND	--	0.81	0.049 J	ND	ND	ND	0.022 J	ND	ND
Acenaphthylene	100	100	500	1000	ND	ND	ND	ND	ND	ND	ND	ND	ND	ND	0.24	0.12 J	0.038 J	ND	ND	--	0.13 J	ND	ND	ND	0.051 J	ND	ND	ND
Anthracene	100	100	500	1000	ND	0.074 J	ND	ND	ND	ND	ND	ND	0.046 J	0.15	0.77	1.5	1.2	0.091 J	ND	--	1.5	0.13	ND	0.042 J	0.083 J	0.061 J	ND	ND
Benzo(a)anthracene	1	1	5.6	11	0.06 J	0.24	ND	ND	ND	ND	ND	ND	0.21	0.37	**2.4**	**4**	**2.7**	0.21	0.12	--	**3.8**	0.52	ND	0.2	0.24	0.12	ND	ND
Benzo(a)pyrene	1	1	1	1.1	0.066 J	0.22	ND	ND	ND	ND	ND	ND	0.19	0.31	**2**	**3.3**	**2.2**	0.18	0.13	--	**3.3**	0.55	ND	0.18	0.31	0.092 J	ND	ND
Benzo(b)fluoranthene	1	1	5.6	11	0.088 J	0.31	ND	ND	ND	ND	ND	ND	0.095 J	0.45	**2.8**	**4.8**	**3.2**	0.25	0.19	--	**4.9**	0.79	ND	0.27	0.42	0.12	ND	ND
Benzo(ghi)perylene	100	100	500	1000	0.05 J	0.13 J	ND	ND	ND	ND	ND	ND	0.13 J	0.21	1.2	1.9	1.3	0.11 J	0.084 J	--	2.2	0.35 J	ND	0.17	0.21	0.052 J	ND	ND
Benzo(k)fluoranthene	0.8	3.9	56	110	0.034 J	0.1 J	ND	ND	ND	ND	ND	ND	ND	0.13	**0.89**	**1.2**	**0.86**	0.08 J	0.072 J	--	**1.4**	0.27 J	ND	0.1 J	0.14	0.038 J	ND	ND
Benzaldehyde	--	--	--	--	ND	ND	ND	ND	ND	ND	ND	ND	ND	ND	0.25 J	ND	ND	ND	ND	--	ND	ND	ND	ND	ND	ND	ND	ND
Biphenyl	--	--	--	--	ND	ND	ND	ND	ND	ND	ND	ND	ND	ND	ND	0.085 J	0.057 J	ND	ND	--	0.079 J	ND	ND	ND	ND	ND	ND	ND
Bis(2-ethylhexyl) phthalate	--	--	--	--	0.071 J	ND	ND	ND	ND	ND	ND	ND	ND	ND	ND	ND	ND	ND	ND	--	0.13 J	ND	ND	ND	ND	0.11 J	ND	ND
Butyl benzyl phthalate	--	--	--	--	ND	ND	ND	ND	ND	ND	ND	ND	ND	ND	ND	ND	ND	ND	ND	--	ND	ND	ND	ND	ND	ND	ND	ND
Carbazole	--	--	--	--	ND	0.058 J	ND	ND	ND	ND	ND	ND	0.039 J	0.098 J	0.49	1.2	0.83	0.066 J	0.027 J	--	0.94	0.1 J	ND	0.028 J	0.052 J	ND	ND	ND
Chrysene	1	3.9	56	110	0.063 J	0.27	ND	ND	ND	ND	ND	ND	0.21	0.36	**2.2**	**3.8**	**2.5**	0.2	0.15	--	**3.5**	0.58	ND	0.2	0.29	0.1 J	ND	ND
Dibenzofuran	--	--	--	--	ND	0.022 J	ND	ND	ND	ND	ND	ND	ND	0.05 J	0.21 J	0.68	0.47	0.042 J	ND	--	0.55	0.034 J	ND	ND	0.02 J	ND	ND	ND
Dibenzo (a,h)anthracene	0.33	0.33	0.56	1.1	ND	0.035 J	ND	ND	ND	ND	ND	ND	0.026 J	0.053 J	**0.35**	**0.52**	0.32	0.027 J	ND	--	**0.54**	0.082 J	ND	0.04 J	0.064 J	ND	ND	ND
Di-n-butylphthalate	--	--	--	--	ND	ND	ND	ND	ND	ND	ND	ND	ND	ND	0.2 J	ND	ND	ND	ND	--	ND	ND	ND	ND	ND	ND	ND	ND
Fluoranthene	100	100	500	1000	0.099 J	0.6	ND	ND	ND	ND	ND	ND	0.46	0.88	4.8	8.9	5.9	0.47	0.29 J	--	7.7	1.2	0.036 J	0.36	0.49	0.25	ND	ND
Fluorene	30	100	500	1000	ND	0.033 J	ND	ND	ND	ND	ND	ND	0.025 J	0.071 J	0.37	0.94	0.69	0.049 J	ND	--	0.82	0.053 J	ND	ND	0.03 J	0.021 J	ND	ND
Indeno(1,2,3-cd)pyrene	0.5	0.5	5.6	11	0.055 J	0.14 J	ND	ND	ND	ND	ND	ND	0.15 J	0.23	**1.4**	**2.3**	**1.5**	0.11 J	0.1 J	--	**2.5**	0.4	ND	0.15 J	0.20	0.057 J	ND	ND
Naphthalene	12	100	500	1000	ND	ND	ND	ND	ND	ND	ND	ND	ND	0.041 J	0.18 J	1.1	0.7	0.039 J	ND	--	0.38	0.032 J	ND	0.031 J	0.026 J	ND	ND	ND
Phenanthrene	100	100	500	1000	0.046 J	0.47	ND	ND	ND	ND	ND	ND	0.26	0.69	3.6	8	5.6	0.47 J	0.19 J	--	6.5	0.69	0.033 J	0.18	0.33	0.22	ND	ND
Pyrene	100	100	500	1000	0.081 J	0.5	ND	ND	ND	ND	ND	ND	0.38	0.68	3.7	6.7	4.6	0.39	0.23 J	--	5.9	1,000.0	0.028 J	0.29	0.45	0.21	ND	ND
Total Metals - mg/Kg																												
Aluminum	--	--	--	--	10,200	7,760	14,800	17,100	18,500	6,940	11,100	15,800	13,400	13,200	7,400	9,950	15,400	18,500	11,700	15,200	11,900	8,900	16,900	9,850	12,000	11,400	8,160	10,800
Antimony	--	--	--	--	ND	ND	ND	ND	ND	ND	ND	ND	ND	ND	ND	ND	ND	ND	ND	ND	ND	ND	ND	ND	ND	ND	ND	ND
Arsenic	13	16	16	16	4.26 J-	3.24	4.36	5.63	4.29	2.69	2.58	3.01	5.41	5.92	**21.5**	**14.1**	7.43	5.22	7.87	7.49	6.32	10.90	4.42	**23.8**	**13.7**	3.84	2.75	3.44
Barium	350	400	400	10000	75.1	70	73.7	133	120	53.5	86.2	126	125	256	154	153	168	157	112	120	190	143	118	197	183	119	61.6	78.6
Beryllium	7.2	72	590	2700	0.461 J	0.298 J	0.508 J	0.78 J	0.811	0.283 J	526 J	0.706	0.748	0.602	0.412 J	0.528 J	0.749	0.841	0.513 J	0.63 J	0.548	0.406	0.773	0.556	0.613	0.460	0.259 J	0.355 J
Cadmium	2.5	4.3	9.3	60	ND	ND	ND	ND	ND	ND	ND	ND	ND	1	**5.18**	1.7	1.4	0.28 J	1.03 J	0.34 J	1.23	1.39	0.685	**6.22**	**4.69**	0.671 J	0.481 J	0.463 J
Calcium	--	--	--	--	28,400	58,400	2,530	36,000	4,310	54,600	4,680	37,400	24,200	9,220	3,950	10,500	9,300	4,640	11,800	8,070	26,100	34,300	4,350	4,130	4,130	28,300	63,400	75,800
Chromium	30	180	1500	6800	13.20	11.9	19.2	24	22.5	9.43	13.8	20.7	29.4	21.2	24	20	22.8	24.6	20.2	19.9	24.5	15.5	21.4	23.4	20.9	15.8	12.6	17.1
Cobalt	--	--	--	--	7.43 J-	5.61	11	11.4	26.1	5.23	8.96	9.91	9.92	9.98	8.2	10.5	15.3	12.6	11.4	16.0	8.39	6.45	11.1	12.5	8.48	7.38	6.78	8.28
Copper	50	270	270	10000	16.5	21.2	9.25	28.6	12.7	12.4	9.89	20.6	47.7	37	**91.5**	**50.6**	**61.1**	30.3	35.6	30.4	**55.3**	**76.6**	20.4	**52.3**	**57.3**	19	15.2	16.3
Iron	--	--	--	--	16,400	13,900	24,000	26,400	26,700	12,400	16,300	23,800	21,300	21,600	25,400	18,100	25,000	27,200	20,600	24,800	20,800	17,200	25,900	205,000	26,600	18,200	16,100	18,300
Lead	63	400	1000	3900	33 J-	29.3	13.7	31.3	18	11.6	13.3	8.52	**203**	**178**	**2,400**	**1,060**	**466**	61.8	**188**	**79.2**	**711**	**468**	30.3	**278**	**435**	42.3	11.6	10.6
Magnesium	--	--	--	--	14,100	19,700	3,740	11,000	5,450	16,000	4,180	9,020	8,610	6,470	2,450	6,050	6,950	6,300	7,080	5,670	9,290	13,000	5,030	3,440	3,740	9,600	20,800	10400 J-
Manganese	1600	2000	10000	10000	365	359	413	419	1170	370	464	425	443	476	536	504	866	461	398	438	373	334	245	1,010	506	388	401	318
Mercury	0.18	0.81	2.8	5.7	0.082 J	0.037 J	0.026 J	0.046 J	0.03 J	0.021 J	0.037 J	0.029 J	**0.215**	**0.452**	**0.515**	**0.368**	**0.184**	0.095	**0.254**	0.137	**0.186**	**0.579**	0.039 J	**0.316**	**0.196**	0.067 J	0.019 J	0.026 J
Nickel	30	310	310	10000	13.7 J-	12	14.7	25.6	18.7	10	14	21.8	19.2	20.3	**38.1**	20.2	25.1	27.2	20.4	18.1	21.7	19.3	21	18	22.6	15.3	13.9	19.3
Potassium	--	--	--	--	754	1,210	1,070	2,250	1,340	782	975	1,500	1,240	1,230	454	1,050	1,540	1,680	1,220	1,340	1,680	1,160	1,410	1,010	1,110	1,160	1,250	1690 J
Selenium	3.9	180	1500	10000	0.846 J-	ND	0.546 J	0.791 J	0.896 J	ND	0.45 J	0.266 J	0.686 J	1.33 J	3.08	1.98 J	1.68 J	0.37 J	1.79 J	0.6 J	1.74 J	1.07 J	1.32 J	**5.51**	2.32	1.23 J	1.3 J	1.34 J
Silver	2	180	1500	6800	ND	ND	ND	ND	ND	ND	ND	ND	ND	**6.86**	0.652 J	ND	ND	ND	ND	ND	ND	ND	ND	ND	ND	ND	ND	ND
Sodium	--	--	--	--	124 J	195	103 J	125 J	86.7 J	90.3 J	136 J	429 J	89.6 J	75.3	154 J	220	79 J	95.1 J	79 J	76.3 J	112 J	170 J	98.3 J	56 J	94.3 J	105 J	169 J	388
Thallium	--	--	--	--	ND	ND	ND	ND	ND	ND	ND	ND	ND	ND	0.732 J	ND	0.701 J	ND	ND	ND	ND	ND	ND	1.93 J	ND	ND	ND	ND
Vanadium	--	--	--	--	20.8	16.9	30.7	31.0	30.6	14.9	19.3	27.4	25.3	25.3	20.9	23.1	26.6	35.6	26.2	35.1	23.3	20.5	28.4	14.6	24.6	21.7	18.3	20.4
Zinc	109	10000	10000	10000	66.4	68.1	54.6	83.2	67.1	50.6	49.5	50.4	**111**	**240**	**1,330**	**648**	**227**	86.8	**198**	92.1	**281**	**469**	78.4	**668**	**1,550**	85.2	55.4	50.4
Pesticides - mg/Kg [4]																												
					--	--	--	--	--	--	--	--	--	--	--	--	--	--	--	--	--	--	--	--	--	--	--	--

Notes:

1. Only those parameters detected at a minimum of one sample location are presented in this table; all other compounds were reported as non-detect.
2. Values per NYSDEC Part 375 Unrestricted Soil Cleanup Objectives (SCOs), Table 375-6(a).
3. Values per NYSDEC Part 375 Restricted Use Soil Cleanup Objectives (SCOs), Table 375-6.8(b).
4. Sample results were reported by the laboratory in ug/kg and converted to mg/kg for comparisons to SCOs

Definitions:

ND = Parameter not detected above laboratory detection limit.
"--" = No value available for the parameter, or the parameter was not analysed for.
J = Estimated value; result is less than the sample quantitation limit but greater than zero. the result should be used with caution as a potential false positive and/or elevated quantitative value.

Exceedance of Unrestricted SCOs
Exceedance of Restricted Residential SCOs
Exceedance of Commercial SCOs
Exceedance of Industrial SCOs

FIGURES

F:\CAD\TurnKey\Affinity Elmwood Gateway Properties, LLC\RI_AA Report\Figure 1; Site Location and Vicinity Map.dwg, DWG To PDF.pc3

FIGURE 1

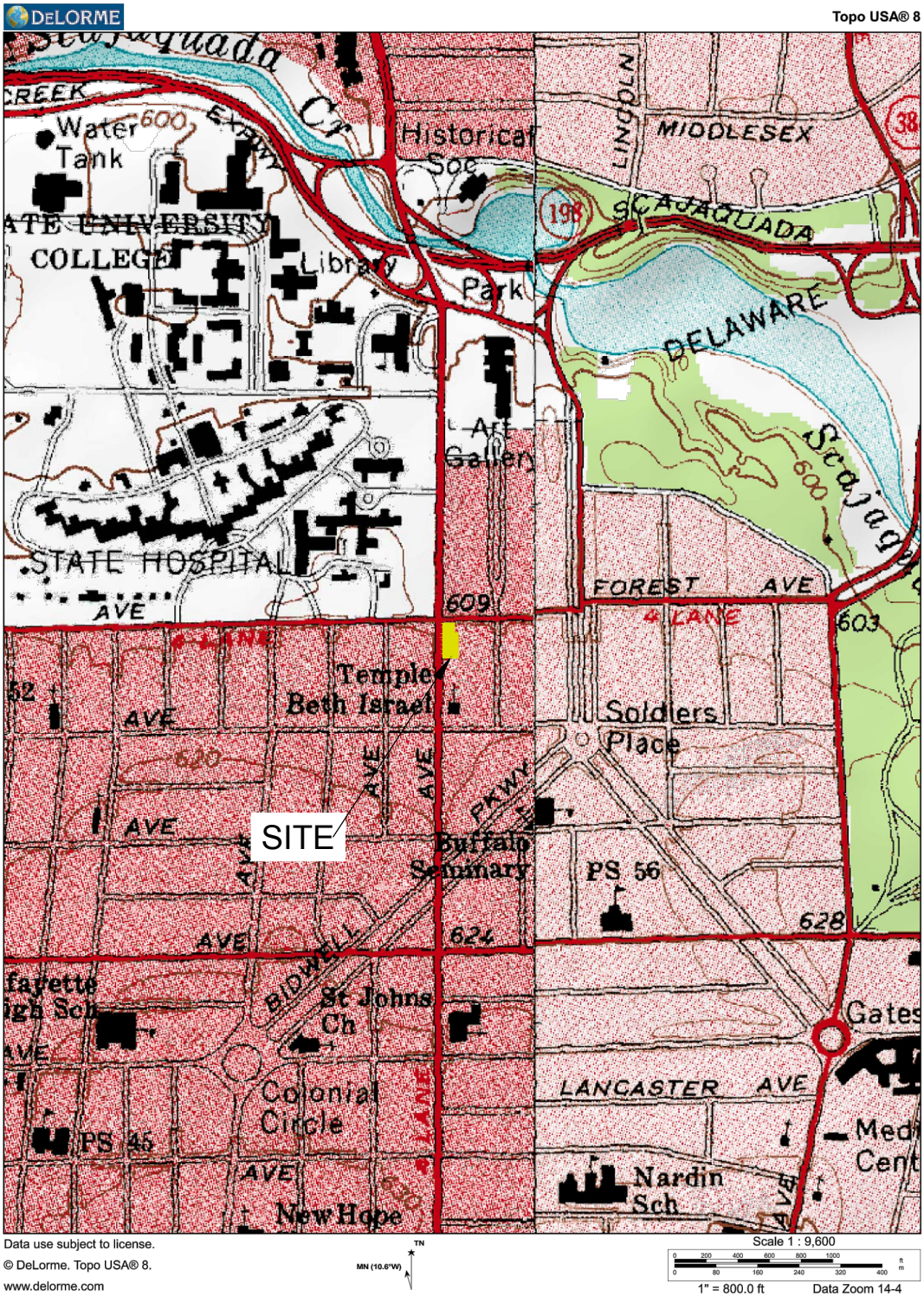

BENCHMARK ENVIRONMENTAL ENGINEERING & SCIENCE, PLLC
TURNKEY ENVIRONMENTAL RESTORATION, LLC
2558 HAMBURG TURNPIKE, SUITE 300, BUFFALO, NY 14218, (716) 856-0599

PROJECT NO.: 0369-018-001

DATE: MAY 2018

DRAFTED BY: CMC

SITE LOCATION AND VICINITY MAP

RI / IRM / AA REPORT

1111 ELMWOOD AVENUE SITE
BCP SITE NO. C915319
BUFFALO, NEW YORK

PREPARED FOR

AFFINITY ELMWOOD GATEWAY PROPERTIES LLC

DISCLAIMER: ***PROPERTY OF BENCHMARK ENVIRONMENTAL ENGINEERING & SCIENCE, PLLC. & TURNKEY ENVIRONMENTAL RESTORATION, LLC*** *IMPORTANT: THIS DRAWING PRINT IS LOANED FOR MUTUAL ASSISTANCE AND AS SUCH IS SUBJECT TO RECALL AT ANY TIME. INFORMATION CONTAINED HEREON IS NOT TO BE DISCLOSED OR REPRODUCED IN ANY FORM FOR THE BENEFIT OF PARTIES OTHER THAN NECESSARY SUBCONTRACTORS & SUPPLIERS WITHOUT THE WRITTEN CONSENT OF BENCHMARK ENVIRONMENTAL ENGINEERING & SCIENCE, PLLC & TURNKEY ENVIRONMENTAL RESTORATION, LLC.*

F:\CAD\TurnKey\Affinity Elmwood Gateway Properties, LLC\RI_AA Report\Figure 2; Site Plan.dwg, DWG To PDF.pc3

FIGURE 2

N

APPROX. SCALE 1" = 50'

LEGEND:

BCP SITE PROPERTY BOUNDARY

PARCEL BOUNDARY

BENCHMARK ENVIRONMENTAL ENGINEERING & SCIENCE, PLLC

TURNKEY ENVIRONMENTAL RESTORATION, LLC

2558 HAMBURG TURNPIKE, SUITE 300, BUFFALO, NY 14218, (716) 856-0599

PROJECT NO.: 0369-018-001

DATE: MAY 2018

DRAFTED BY: CMC/RFL

SITE PLAN

RI / IRM / AA REPORT

1111 ELMWOOD AVENUE SITE
BCP SITE NO. C915319
BUFFALO, NEW YORK

PREPARED FOR

AFFINITY ELMWOOD GATEWAY PROPERTIES LLC

DISCLAIMER: ***PROPERTY OF BENCHMARK ENVIRONMENTAL ENGINEERING & SCIENCE, PLLC. & TURNKEY ENVIRONMENTAL RESTORATION, LLC*** *IMPORTANT: THIS DRAWING PRINT IS LOANED FOR MUTUAL ASSISTANCE AND AS SUCH IS SUBJECT TO RECALL AT ANY TIME. INFORMATION CONTAINED HEREON IS NOT TO BE DISCLOSED OR REPRODUCED IN ANY FORM FOR THE BENEFIT OF PARTIES OTHER THAN NECESSARY SUBCONTRACTORS & SUPPLIERS WITHOUT THE WRITTEN CONSENT OF BENCHMARK ENVIRONMENTAL ENGINEERING & SCIENCE, PLLC & TURNKEY ENVIRONMENTAL RESTORATION, LLC.*

F:\CAD\TurnKey\Affinity Elmwood Gateway Properties, LLC\RI_AA Report\Figure 3; Phase II Investigation Locations & Soil Exceedances of SCOs rev.dwg

LEGEND:

- BCP SITE PROPERTY BOUNDARY
- PARCEL BOUNDARY
- SB-1 ● SOIL BORING SAMPLE
- HA-5 ● HAND AUGER SAMPLE
- TP-5 ✣ TEST PIT SAMPLE
- FORMER STRUCTURE FOOTPRINT

- = USCO EXCEEDANCE
- = RRSCO EXCEEDANCE
- = CSCO EXCEEDANCE
- = ISCO EXCEEDANCE

FOREST AVE

ELMWOOD AVE

TP-2 (0-0.35')	mg/Kg
Cadmium	3.5
Chromium	500
Lead	4200

SB-6 (0.3-0.7')	mg/Kg
Benzo(a)anthracene	5.4
Benzo(a)pyrene	4.9
Benzo(b)fluoranthene	5.3
Benzo(k)fluoranthene	2.4
Chrysene	5
Indeno(1,2,3-cd)pyrene	2.5

HA-4 (0.1-0.3')	mg/Kg
Lead	68
Mercury	0.24

SB-7 (0-2')	mg/Kg
Chromium	40.3

HA-1 (0.1-0.5')	mg/Kg
Arsenic	20
Lead	240
Mercury	0.28

SB-1 (0-4')	mg/Kg
Lead	732

TP-3 (0-0.35')	mg/Kg
Lead	520
Mercury	0.46

TP-9 (0.1-0.5')	mg/Kg
Cadmium	3.2
Lead	200
Mercury	0.56

TP-4 (0-0.5')	mg/Kg
Benzo(a)anthracene	4
Benzo(a)pyrene	3.4
Benzo(b)fluoranthene	4.6
Benzo(k)fluoranthene	1.4
Chrysene	3.7
Dibenzo(a,h)anthracene	0.58
Indeno(1,2,3-cd)pyrene	2.3
Lead	470
Mercury	0.19

TP-6 (0-0.35')	mg/Kg
Arsenic	20

HA-6 (0.3-0.6')	mg/Kg
Benzo(b)fluoranthene	1
Lead	200
Mercury	0.29

SB-1, SB-2, SB-3, SB-4, SB-5, SB-6, SB-7, SB-8, SB-9, SB-10, SB-11, SB-12
HA-1, HA-2, HA-3, HA-4, HA-5, HA-6
TP-1, TP-2, TP-3, TP-4, TP-5, TP-6, TP-7, TP-8, TP-9, TP-10

N

50' 0' 50' 100'

SCALE: 1 INCH = 50 FEET
SCALE IN FEET
(approximate)

DATE: MAY 2018
DRAFTED BY: CMC

BENCHMARK ENVIRONMENTAL ENGINEERING & SCIENCE, PLLC
2558 HAMBURG TURNPIKE, SUITE 300, BUFFALO, NY 14218, (716) 856-0599
TURNKEY ENVIRONMENTAL RESTORATION, LLC

JOB NO.: 0369-018-001

PHASE II INVESTIGATION LOCATIONS & SOIL EXCEEDANCES OF SCOs

RI / IRM / AA REPORT

1111 ELMWOOD AVENUE SITE
BCP SITE NO. C915319
BUFFALO, NEW YORK

PREPARED FOR
AFFINITY ELMWOOD GATEWAY PROPERTIES LLC

FIGURE 3

DISCLAIMER: PROPERTY OF BENCHMARK ENVIRONMENTAL ENGINEERING & SCIENCE, PLLC. & TURNKEY ENVIRONMENTAL RESTORATION, LLC. IMPORTANT: THIS DRAWING PRINT IS LOANED FOR MUTUAL ASSISTANCE AND AS SUCH IS SUBJECT TO RECALL AT ANY TIME. INFORMATION CONTAINED HEREON IS NOT TO BE DISCLOSED OR REPRODUCED IN ANY FORM FOR THE BENEFIT OF PARTIES OTHER THAN NECESSARY SUBCONTRACTORS & SUPPLIERS WITHOUT THE WRITTEN CONSENT OF BENCHMARK ENVIRONMENTAL ENGINEERING & SCIENCE, PLLC & TURNKEY ENVIRONMENTAL RESTORATION, LLC.

F:\CAD\TurnKey\Affinity Elmwood Gateway Properties, LLC\RI_AA Report\Figure 4; RI Sample Locations.dwg, DWG To PDF.pc3

FIGURE 4

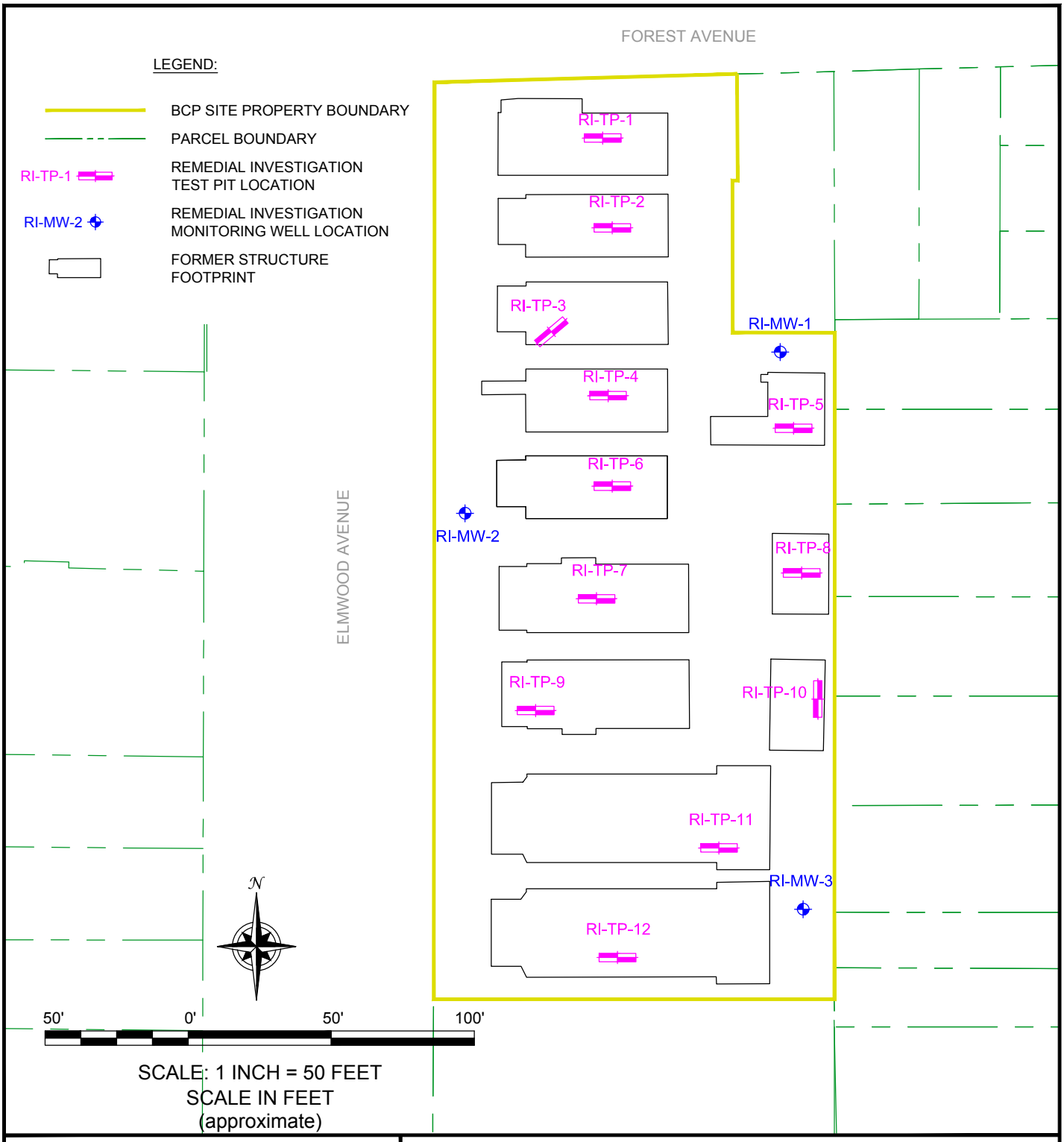

BENCHMARK ENVIRONMENTAL ENGINEERING & SCIENCE, PLLC
TURNKEY ENVIRONMENTAL RESTORATION, LLC
2558 HAMBURG TURNPIKE, SUITE 300, BUFFALO, NY 14218, (716) 856-0599

PROJECT NO.: 0369-018-001

DATE: MAY 2018

DRAFTED BY: CMC

REMEDIAL INVESTIGATION LOCATIONS

RI / IRM / AA REPORT

1111 ELMWOOD AVENUE SITE
BCP SITE NO. C915319
BUFFALO, NEW YORK

PREPARED FOR

AFFINITY ELMWOOD GATEWAY PROPERTIES LLC

DISCLAIMER: ***PROPERTY OF BENCHMARK ENVIRONMENTAL ENGINEERING & SCIENCE, PLLC. & TURNKEY ENVIRONMENTAL RESTORATION, LLC*** *IMPORTANT: THIS DRAWING PRINT IS LOANED FOR MUTUAL ASSISTANCE AND AS SUCH IS SUBJECT TO RECALL AT ANY TIME. INFORMATION CONTAINED HEREON IS NOT TO BE DISCLOSED OR REPRODUCED IN ANY FORM FOR THE BENEFIT OF PARTIES OTHER THAN NECESSARY SUBCONTRACTORS & SUPPLIERS WITHOUT THE WRITTEN CONSENT OF BENCHMARK ENVIRONMENTAL ENGINEERING & SCIENCE, PLLC & TURNKEY ENVIRONMENTAL RESTORATION, LLC.*

F:\CAD\TurnKey\Affinity Elmwood Gateway Properties, LLC\RI_AA Report\Figure 5; Groundwater Isopotential Map.dwg, DWG To PDF.pc3

FIGURE 5

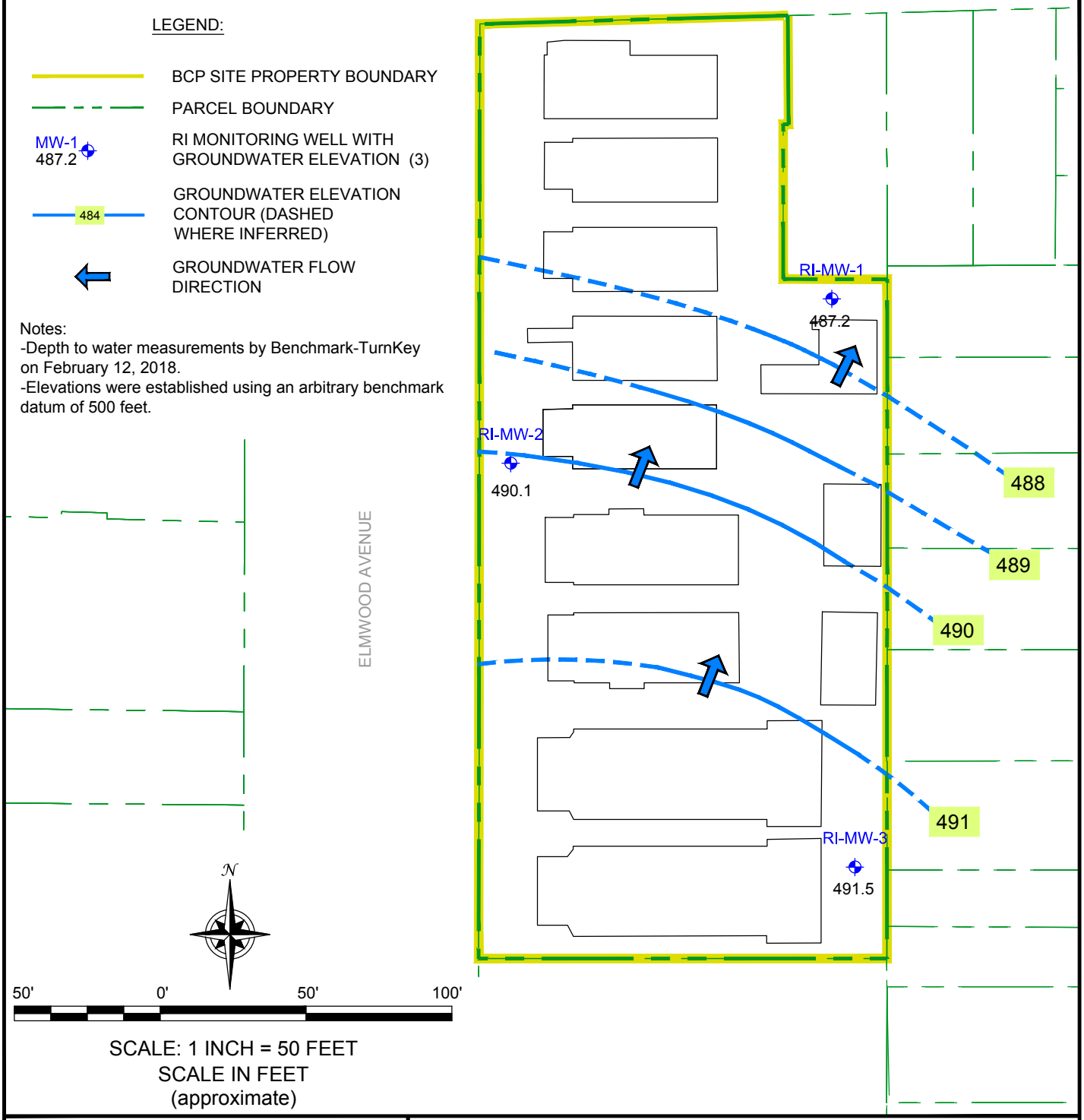

GROUNDWATER ISOPOTENTIAL MAP

RI / IRM / AA REPORT

1111 ELMWOOD AVENUE SITE
BCP SITE NO. C915319
BUFFALO, NEW YORK

PREPARED FOR

AFFINITY ELMWOOD GATEWAY PROPERTIES LLC

BENCHMARK ENVIRONMENTAL ENGINEERING & SCIENCE, PLLC
TURNKEY ENVIRONMENTAL RESTORATION, LLC
2558 HAMBURG TURNPIKE, SUITE 300, BUFFALO, NY 14218, (716) 856-0599

PROJECT NO.: 0369-018-001

DATE: MAY 2018

DRAFTED BY: CMC

DISCLAIMER: ***PROPERTY OF BENCHMARK ENVIRONMENTAL ENGINEERING & SCIENCE, PLLC. & TURNKEY ENVIRONMENTAL RESTORATION, LLC*** *IMPORTANT: THIS DRAWING PRINT IS LOANED FOR MUTUAL ASSISTANCE AND AS SUCH IS SUBJECT TO RECALL AT ANY TIME. INFORMATION CONTAINED HEREON IS NOT TO BE DISCLOSED OR REPRODUCED IN ANY FORM FOR THE BENEFIT OF PARTIES OTHER THAN NECESSARY SUBCONTRACTORS & SUPPLIERS WITHOUT THE WRITTEN CONSENT OF BENCHMARK ENVIRONMENTAL ENGINEERING & SCIENCE, PLLC & TURNKEY ENVIRONMENTAL RESTORATION, LLC.*

F:\CAD\TurnKey\Affinity Elmwood Gateway Properties, LLC\RI_AA Report\Figure 6; IRM Post Excavation Sample LocationsRev.dwg

FIGURE 6

LEGEND:

- BCP SITE PROPERTY BOUNDARY
- PARCEL BOUNDARY
- SW-9 ✕ SIDEWALL OF EXCAVATION SAMPLE LOCATION
- B-14 ● BOTTOM OF EXCAVATION SAMPLE LOCATION
- DEPTH OF EXCAVATION (APPROX. 2 TO 6 FBGS)
- DEPTH OF EXCAVATION (APPROX. 1 TO 3 FBGS)
- EXCEEDANCE OF RESIDENTIAL SCOs

SW-22	Residential SCOs	Result (mg/Kg)
Benzo(a)anthracene	1	2.4
Benzo(a)pyrene	1	2
Benzo(b)fluoranthene	1	2.8
Dibenzo(a,h)anthracene	0.33	0.35
Indeno(1,2,3-cd)pyrene	0.5	1.4
Arsenic	16	21.5
Cadmium	4.3	5.18
Lead	400	2,400

SW-23	Residential SCOs	Result (mg/Kg)
Benzo(a)anthracene	1	4
Benzo(a)pyrene	1	3.3
Benzo(b)fluoranthene	1	4.8
Dibenzo(a,h)anthracene	0.33	0.52
Indeno(1,2,3-cd)pyrene	0.5	2.3
Lead	400	1,060
Mercury	0.81	0.368

SW-26R	Residential SCOs	Result (mg/Kg)
Lead	400	468

SW-28	Residential SCOs	Result (mg/Kg)
Arsenic	16	23.8

SW-29	Residential SCOs	Result (mg/Kg)
Cadmium	4.3	4.69
Lead	400	435

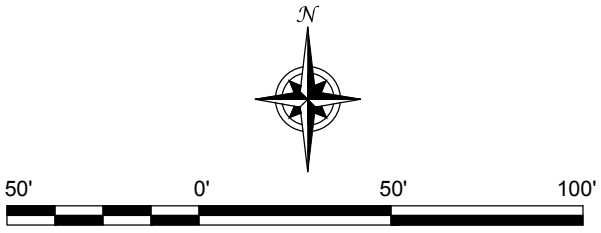

SCALE: 1 INCH = 50 FEET
SCALE IN FEET
(approximate)

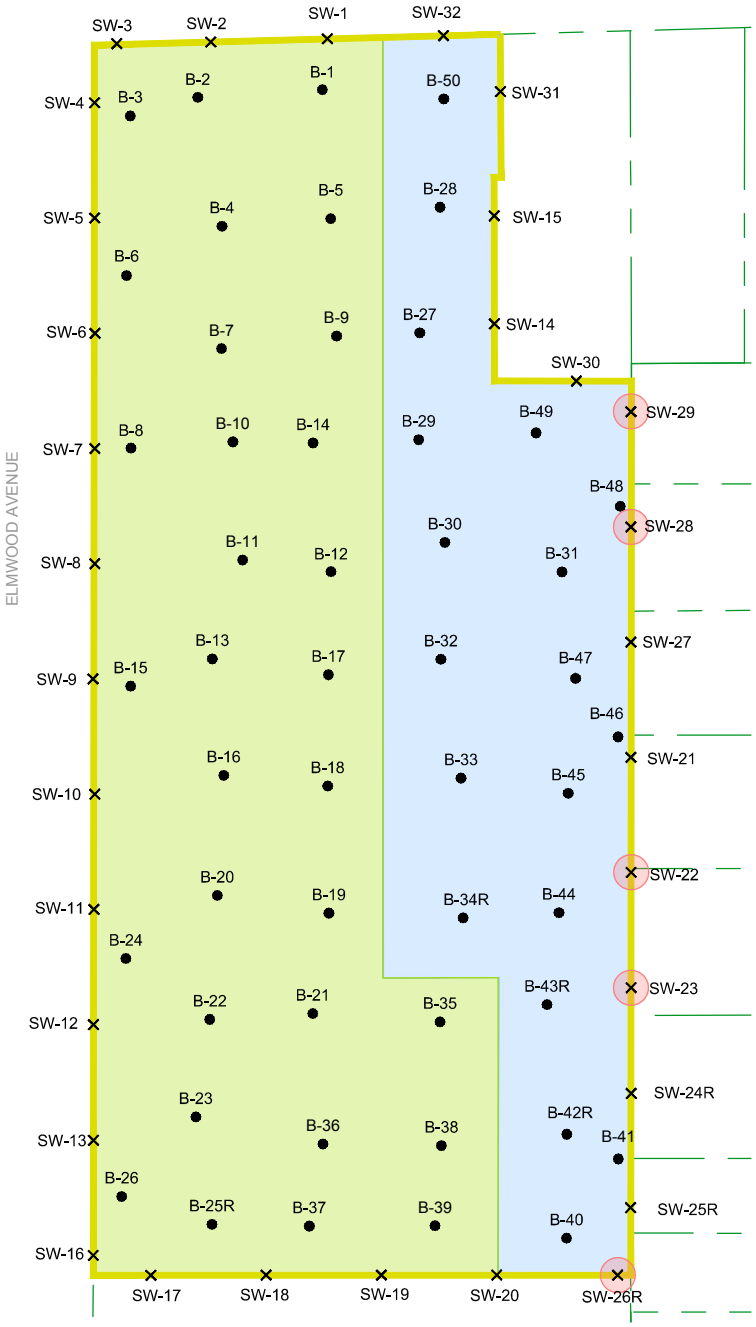

BENCHMARK ENVIRONMENTAL ENGINEERING & SCIENCE, PLLC
TURNKEY ENVIRONMENTAL RESTORATION, LLC

2558 HAMBURG TURNPIKE, SUITE 300, BUFFALO, NY 14218, (716) 856-0599

PROJECT NO.: 0369-018-001
DATE: OCTOBER 2018
DRAFTED BY: CMC

IRM POST EXCAVATION SAMPLE LOCATIONS AND EXCEEDANCES

RI/IRM/AA REPORT

1111 ELMWOOD AVENUE SITE
BCP SITE NO. C915319
BUFFALO, NEW YORK

PREPARED FOR

AFFINITY ELMWOOD GATEWAY PROPERTIES LLC

DISCLAIMER: ***PROPERTY OF BENCHMARK ENVIRONMENTAL ENGINEERING & SCIENCE, PLLC. & TURNKEY ENVIRONMENTAL RESTORATION, LLC*** *IMPORTANT: THIS DRAWING PRINT IS LOANED FOR MUTUAL ASSISTANCE AND AS SUCH IS SUBJECT TO RECALL AT ANY TIME. INFORMATION CONTAINED HEREON IS NOT TO BE DISCLOSED OR REPRODUCED IN ANY FORM FOR THE BENEFIT OF PARTIES OTHER THAN NECESSARY SUBCONTRACTORS & SUPPLIERS WITHOUT THE WRITTEN CONSENT OF BENCHMARK ENVIRONMENTAL ENGINEERING & SCIENCE, PLLC & TURNKEY ENVIRONMENTAL RESTORATION, LLC.*

APPENDIX A

PHOTOGRAPHIC LOG

SITE PHOTOGRAPHS

Photo 1:

Photo 2:

Photo 3:

Photo 4:

Photo 1: CAMP monitoring during concrete foundation and slab removal, general site conditions prior to Remedial Investigation, looking north.

Photo 2: General site conditions during concrete foundation and slab removal prior to Remedial investigation, looking south.

Photo 3: Advancement of RI-TP-1 during Remedial Investigation, looking west.

Photo 4: Completed RI-TP-12 during Remedial Investigation, looking northeast.

SITE PHOTOGRAPHS

Photo 5:

Photo 6:

Photo 7:

Photo 8:

Photo 5: Installation of RI-MW-2 during Remedial Investigation, looking southwest.

Photo 6: Installation of RI-MW-3 during Remedial investigation, looking north.

Photo 7: Start of excavation work along northwest corner of the site, looking west.

Photo 8: Excavation along northern property line, looking west.

SITE PHOTOGRAPHS

Photo 9:

Photo 10:

Photo 11:

Photo 12:

Photo 9: Installation of western haul road, looking northeast.

Photo 10: Western haul road, looking north.

Photo 11: Removal of fill materials along southern property line, looking.

Photo 12: Removal of fill material along the eastern property line, looking south.

SITE PHOTOGRAPHS

Photo 13:

Photo 14:

Photo 15:

Photo 16:

Photo 13: Removal of soil/fill along the eastern property line, looking south.

Photo 14: Excavation limits along eastern property line, looking north.

Photo 15: Stone backfill placed along buildings along eastern property line, looking north.

Photo 16: Excavation limits at Eastern Property line, looking east.

APPENDIX B

BORING LOGS AND WELL COMPLETION DETAILS

Project No: 0369-018-002

Borehole Number: RI-MW-1

Project: 1111 Elmwood Ave. Remedial Investigation

A.K.A.:

Client: Affinity Elmwood Gateway Properties, LLC

Logged By: TAB

Site Location: Buffalo NY

Checked By: CZB

Benchmark Environmental Engineering & Science, PLLC
2558 Hamburg Turnpike, Suite 300
Buffalo, NY 14218
(716) 856-0599

SUBSURFACE PROFILE			SAMPLE						
Depth (fbgs)	Elev. /Depth	Description (ASTM D2488: Visual-Manual Procedure)	Sample No.	SPT N-Value	Recovery (ft)	Symbol	PID VOCs ppm (0 / 12.5 / 25)	Lab Sample	Well Completion Details or Remarks
0.0	500.7 / 0.0	Ground Surface							
	499.7 / 1.0	***Fill*** Black, wet, mostly non-plastic fines, some fine sand, few fine gravel (angular), orange brick, cinders, wood, loose.	S1	4	1.0		0.0		
	498.7 / 2.0	***Fill*** Re-worked, reddish brown, mosit, mostly medium plasticity fines, little fine sand, trace fine gravel (angular), trace orange brick, medium toughness, medium dry strength, firm.	S2	14	1.6		0.0		
	496.7 / 4.0	***Lean Clay with Sand*** Reddish brown, moist, mostly medium plasticty fines, little fine sand, medium toughness, medium dry strength, massive, stiff.	S3	60	2.0		0.0		
5.0		As above, hard.							
	494.7 / 6.0	As above.	S4	53	2.0		0.0		
	492.7 / 8.0	As above.	S5	41	2.0		0.0		
	491.2 / 9.5	***Silt with Sand*** Reddish brown, moist, mostly non-plastic fines, some fine sand, very dense.							
10.0	490.7 / 10.0	***Lean Clay with Sand*** As (2.0 -.4.0 fbgs) above.	S6	28	2.0		0.0		
	489.1 / 11.6	As above, very stiff.							
	488.7 / 12.0	***Silt with Sand*** As (9.8 - 10.0 fbgs) above, wet (11.6 fbgs), slow dilatency, medium dense.	S7	34	2.0		0.0		
	487.7 / 13.0	As above.							
	486.7 / 14.0	***Lean Clay*** Reddish brown, moist, mostly medium plasticty fines, trace fine sand, hard.	S8	25	1.9		0.0		
15.0	485.7 / 15.0	As above, very sitff.							
	485.2 / 15.5	***Sandy Lean Clay*** Reddish brown, wet, mostly, medium plasticy fines, some, fine sand, massive, very stiff.							
		Lean Clay As (13.0 -14.0 fbgs) above, limestone chips in shoe. Spoon and auger refusal at 15.9 fbgs.							
		End of Borehole							

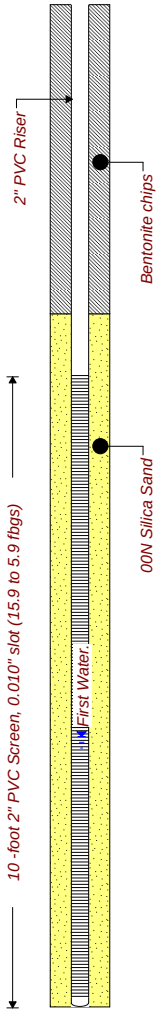

Drilled By: Earth Dimensions, Inc.
Drill Rig Type: Dierich D120
Drill Method: 4 1/4 HSA with Continuous split spoon sampling.
Comments:
Drill Date(s): 2/2/18

Hole Size: 8 1/4 inch
Stick-up: 2.5 - feet
Datum: Arbitrary Site datum of 500 fmsl.
Sheet: 1 of 1

Project No: 0369-018-002

Borehole Number: RI-MW-2

Project: 1111 Elmwood Ave. Remedial Investigation

A.K.A.:

Client: Affinity Elmwood Gateway Properties, LLC

Logged By: TAB

Site Location: Buffalo NY

Checked By: CZB

Benchmark Environmental Engineering & Science, PLLC
2558 Hamburg Turnpike, Suite 300
Buffalo, NY 14218
(716) 856-0599

SUBSURFACE PROFILE			SAMPLE						
Depth (fbgs)	Elev. /Depth	Description (ASTM D2488: Visual-Manual Procedure)	Sample No.	SPT N-Value	Recovery (ft)	Symbol	PID VOCs ppm (0 – 12.5 – 25)	Lab Sample	Well Completion Details or Remarks
0.0	498.1 / 0.0	Ground Surface							
	497.6 / 0.5	***Topsoil*** Dark brown, moist, mostly low plasticity fines, some fine sand, with grass and roots, firm.							
		Fill Re-worked, reddish brown, mosit, mostly medium plasticity fines, few fine sand, trace fine gravel (angular), orange brick.	S1	6	1.1		0.0		
	496.1 / 2.0	As above.	S2	10	1.8		0.0		
	494.1 / 4.0	As above, no fine gravel.	S3	12	1.9		0.0		
5.0	493.1 / 5.0	***Lean Clay with Sand*** Reddish brown, moist, mostly, medium plasticity fines, little fine sand.							
	492.1 / 6.0	As above.	S4	11	1.5		0.0		
	490.1 / 8.0	***Sandy Lean Clay*** Reddish brown, moist, mostly medium plasticity fines, some fine sand, trace coarse sand.	S5	15	2.0		0.0		
	488.7 / 9.4								
10.0	488.3 / 9.8	***Silty Sand*** Reddish brown, wet (9.5 fbgs), mostly fine sand, some non-plastic fines, slow dilatency.							
	487.6 / 10.5	***Sandy Lean Clay*** As (8.0 - 9.4 fbgs) above.	S6	10	0.8		0.0		
		Silty Sand As (9.4 - 9.8 fbgs) above.							
	486.5 / 11.6	***Sandy Lean Clay*** As (9.8 - 10.0 fbgs) above. Spoon and auger refusal at 11.6 fbgs.							
		End of Borehole							

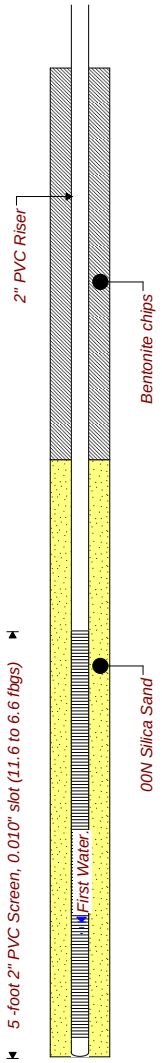

Drilled By: Earth Dimensions, Inc.
Drill Rig Type: Dierich D120
Drill Method: 4 1/4 HSA with Continuous split spoon sampling.
Comments:
Drill Date(s): 1/31/18

Hole Size: 8 1/4 inch
Stick-up: 2.5 - feet
Datum: Arbritrary Site datum of 500 fmsl.
Sheet: 1 of 1

Project No: 0369-018-002

Borehole Number: RI-MW-3

Project: 1111 Elmwood Ave. Remedial Investigation

A.K.A.:

Client: Affinity Elmwood Gateway Properties, LLC

Logged By: TAB

Site Location: Buffalo NY

Checked By: CZB

Benchmark Environmental Engineering & Science, PLLC
2558 Hamburg Turnpike, Suite 300
Buffalo, NY 14218
(716) 856-0599

SUBSURFACE PROFILE			SAMPLE						
Depth (fbgs)	Elev. /Depth	Description (ASTM D2488: Visual-Manual Procedure)	Sample No.	SPT N-Value	Recovery (ft)	Symbol	PID VOCs ppm (0 – 12.5 – 25)	Lab Sample	Well Completion Details or Remarks
0.0	500.8 / 0.0	Ground Surface							
	500.3 / 0.5	***Top Soil*** Dark brown, moist, mostly low plasticity fines, some fine sand, with grass and roots, firm.	S1	8	1.6		0.0		
	498.8 / 2.0	***Lean Clay with Sand and Fill*** Reddish brown, mosit, mostly medium plasticity fines, little fine sand, trace fine gravel (angular), roots, trace ash, medium toughness, medium dry strength, firm.	S2	12	1.4		0.0		
	496.8 / 4.0	***Lean Clay with Sand*** Reddish brown, moist, mostly medium plasticty fines, little fine sand, medium toughness, medium dry strength, massive, stiff. As above, very stiff.	S3	20	2.0		0.0		
5.0	494.8 / 6.0	As above.	S4	20	2.0		0.0		
	492.8 / 8.0	As above.	S5	21	2.0		0.0		
	491.3 / 9.5	***Silt with Sand*** Reddish brown, moist, mostly non-plastic fines, some fine sand, very dense.							
10.0	490.8 / 10.0	Reddish brown, wet (11.0 fbgs), mostly fine sand, some non-plastic fines, medium dense, slow dilatency.	S6	21	1.9		0.0		
	488.8 / 12.0	***Sandy Lean Clay*** Reddish brown, moist, mostly medium plasticity fines, some fine sand, medium toughness, medium dry strength, massive, very stiff.	S7	19	2.0		0.0		
	487.8 / 13.0	***Silt with Sand*** As (9.5 -10.0 fbgs) above, wet. As above, dense.							
	486.8 / 14.0		S8	46	1.3		0.0		
15.0	485.8 / 15.0	***Sandy Lean Clay*** Reddish brown, moist, mostly, medium plasticy fines, some, fine sand, trace fine gravel (sub-rounded), massive, hard. Spoon and auger refusal at 15.7 fbgs.							
	485.1 / 15.7	End of Borehole							

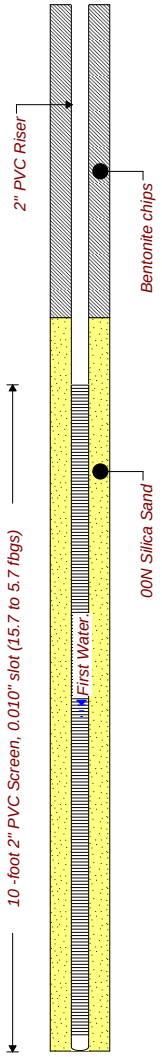

Drilled By: Earth Dimensions, Inc.
Drill Rig Type: Dierich D120
Drill Method: 4 1/4 inch HSA with Continuous split spoon sampling
Comments:
Drill Date(s): 2/2/18

Hole Size: 8 1/4 inch
Stick-up: 2.5 - feet
Datum: Arbitrary Site datum of 500 fmsl.
Sheet: 1 of 1

APPENDIX C

COMMUNITY AIR MONITORING PROGRAM DATA

enviro net

Wed, 10th of Jan 2018, 5:00:00 – 18:00:00

(GMT-05:00) Eastern Time (US & Canada)

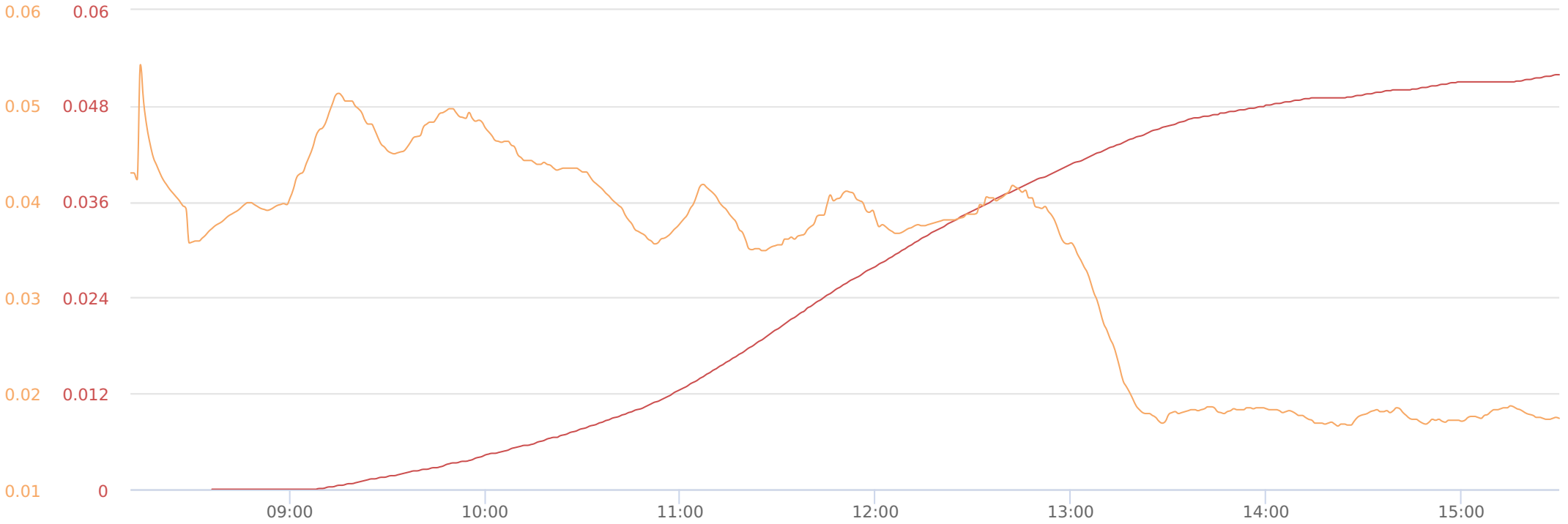

VOC (TWA) (AVG 15m) ppm

miniRAE 3000 RS232(A)

MIN	AVG	MAX
0	0.0266	0.0519

Mass Conc. Total (AVG 15m) mg/m³

DustTrak-8530 RS232(C)

MIN	AVG	MAX
0.0166	0.0337	0.0543

Name	Benchmark & Turnkey
S/N	0B239906
Description	CAMP Station#6
Location	1137 Elmwood Ave, Buffalo, NY 14222, USA

Produced By © Netronix 2017

enviro net

Thu, 11th of Jan 2018, 7:08:00 – 17:08:00

(GMT-05:00) Eastern Time (US & Canada)

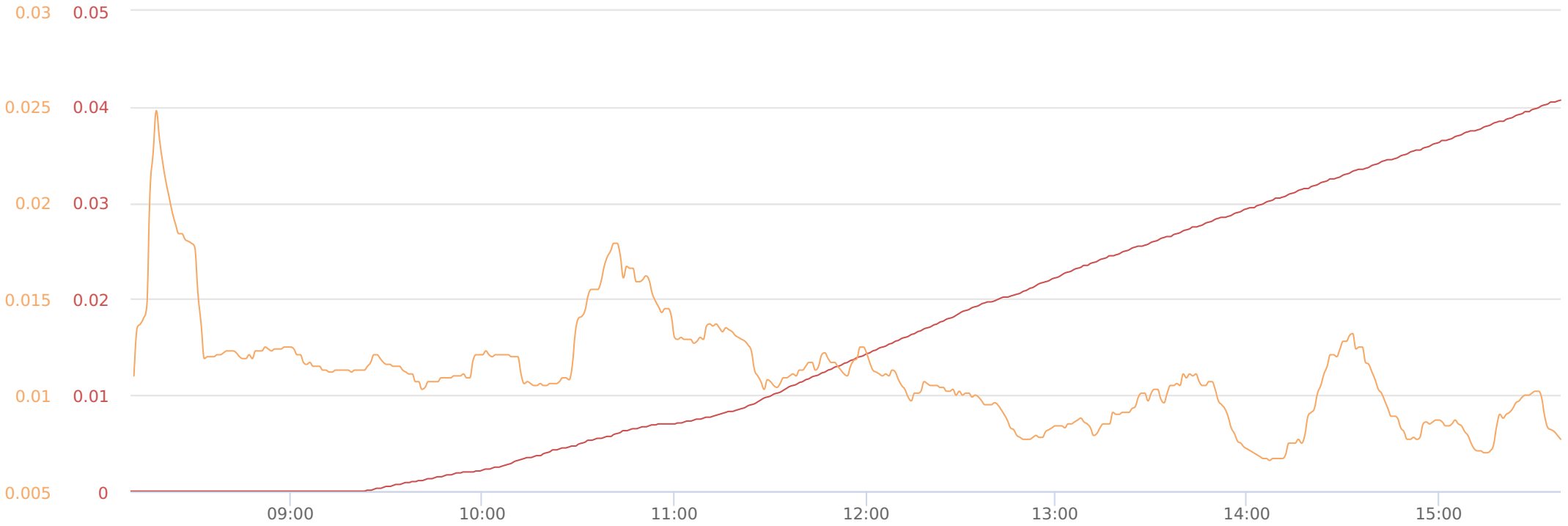

VOC (TWA) (AVG 15m) ppm

miniRAE 3000 RS232(A)

MIN	AVG	MAX
0	0.0156	0.0406

Mass Conc. Total (AVG 15m) mg/m³

DustTrak-8530 RS232(C)

MIN	AVG	MAX
0.0066	0.0111	0.0248

Name	Benchmark & Turnkey
S/N	0B239906
Description	CAMP Station#6
Location	17 2nd St, Lackawanna, NY 14218, USA

Produced By © Netronix 2017

enviro net

Fri, 12th of Jan 2018, 7:08:00 – 17:08:00

(GMT-05:00) Eastern Time (US & Canada)

VOC (TWA) (AVG 15m) ppm

miniRAE 3000 RS232(A)

MIN	AVG	MAX
0	0.0009	0.0083

Mass Conc. Total (AVG 15m) mg/m³

DustTrak-8530 RS232(C)

MIN	AVG	MAX
0.0032	0.0113	0.108

Name	Benchmark & Turnkey
S/N	0B239906
Description	CAMP Station#6
Location	17 2nd St, Lackawanna, NY 14218, USA

Produced By © Netronix 2017

enviro net

Mon, 15th of Jan 2018, 7:08:00 – 9:25:00

(GMT-05:00) Eastern Time (US & Canada)

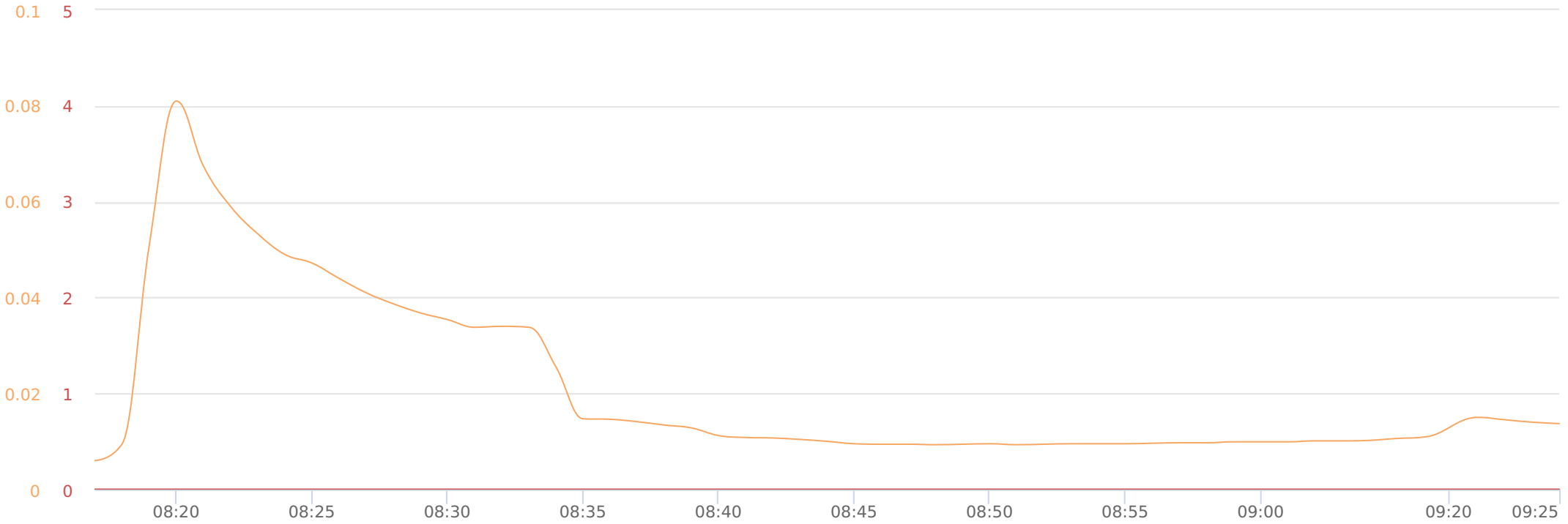

VOC (TWA) (AVG 15m) ppm

miniRAE 3000 RS232(A)

MIN	AVG	MAX
0	0	0

Mass Conc. Total (AVG 15m) mg/m³

DustTrak-8530 RS232(C)

MIN	AVG	MAX
0.006	0.0213	0.081

Name	Benchmark & Turnkey
S/N	0B239906
Description	CAMP Station#6
Location	17 2nd St, Lackawanna, NY 14218, USA

Produced By © Netronix 2017

enviro net

Tue, 16th of Jan 2018, 7:36:00 – 15:54:00
(GMT-05:00) Eastern Time (US & Canada)

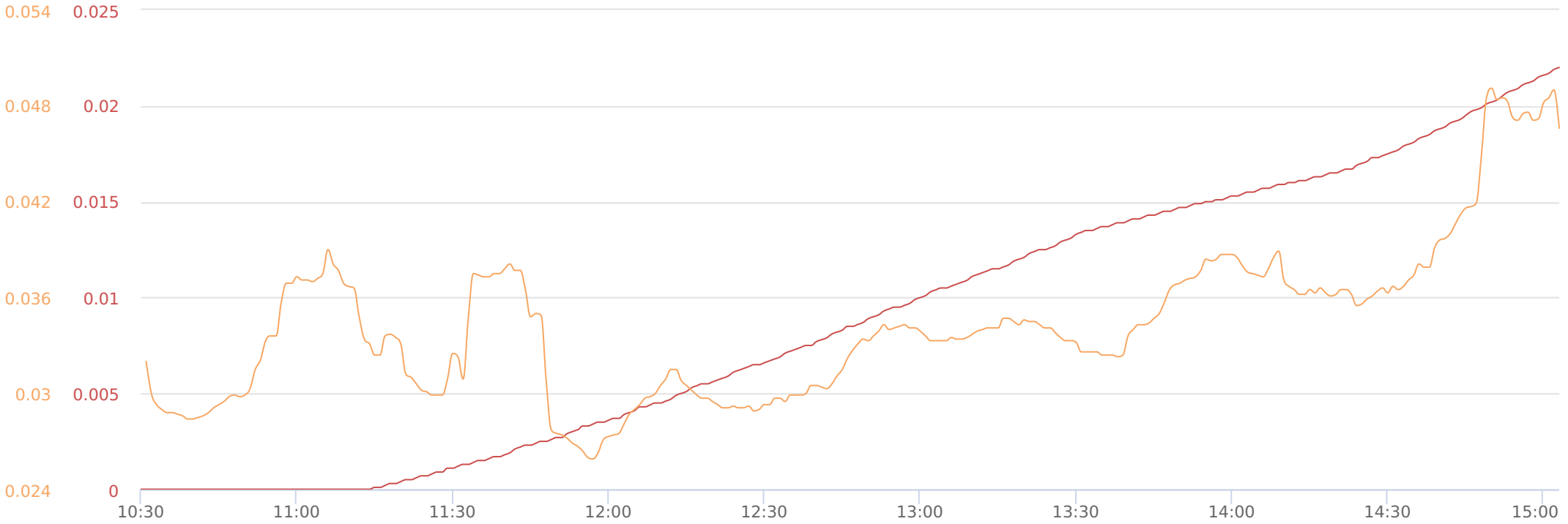

VOC (TWA) (AVG 15m) ppm
miniRAE 3000 RS232(A)

MIN	AVG	MAX
0	0.0087	0.0219

Mass Conc. Total (AVG 15m) mg/m³
DustTrak-8530 RS232(C)

MIN	AVG	MAX
0.0259	0.0342	0.0491

Name	Benchmark & Turnkey
S/N	0B239906
Description	CAMP Station#6
Location	590-628 Forest Ave, Buffalo, NY 14222, USA

Produced By © Netronix 2017

enviro net

Wed, 17th of Jan 2018, 6:56:00 – 16:56:00

(GMT-05:00) Eastern Time (US & Canada)

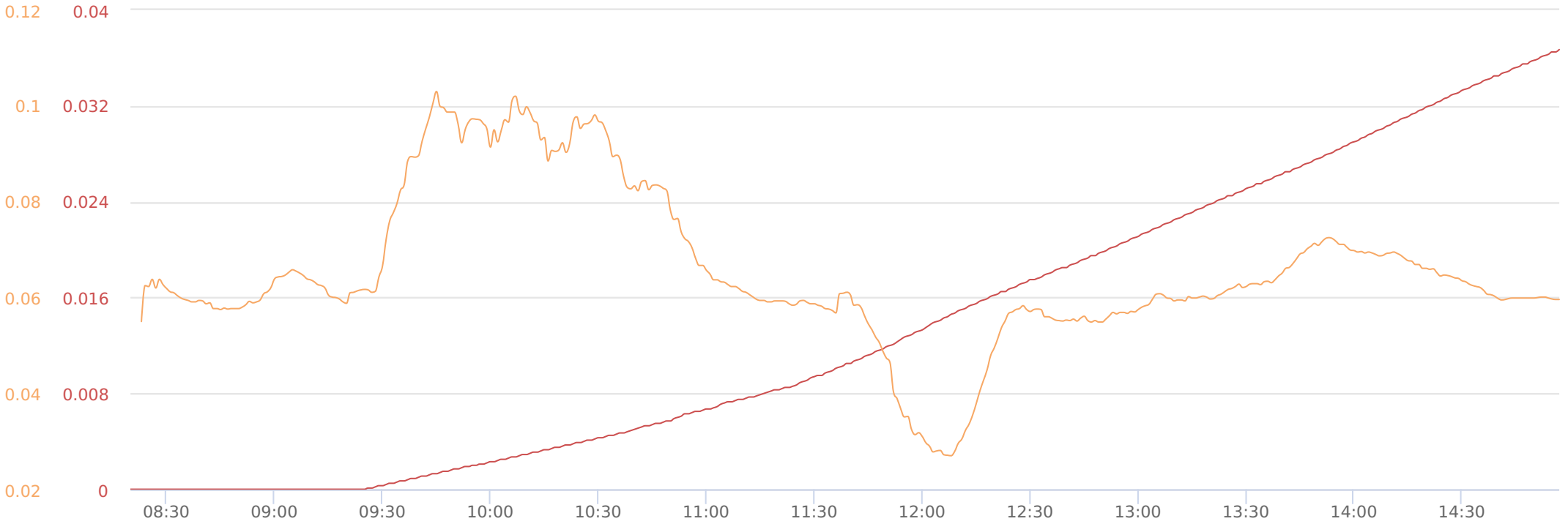

VOC (TWA) (AVG 15m) ppm

miniRAE 3000 RS232(A)

MIN	AVG	MAX
0	0.0133	0.0365

Mass Conc. Total (AVG 15m) mg/m³

DustTrak-8530 RS232(C)

MIN	AVG	MAX
0.027	0.0656	0.103

Name	Benchmark & Turnkey
S/N	0B239906
Description	CAMP Station#6
Location	590-628 Forest Ave, Buffalo, NY 14222, USA

Produced By © Netronix 2017

enviro net

Thu, 18th of Jan 2018, 7:49:00 – 15:49:00

(GMT-05:00) Eastern Time (US & Canada)

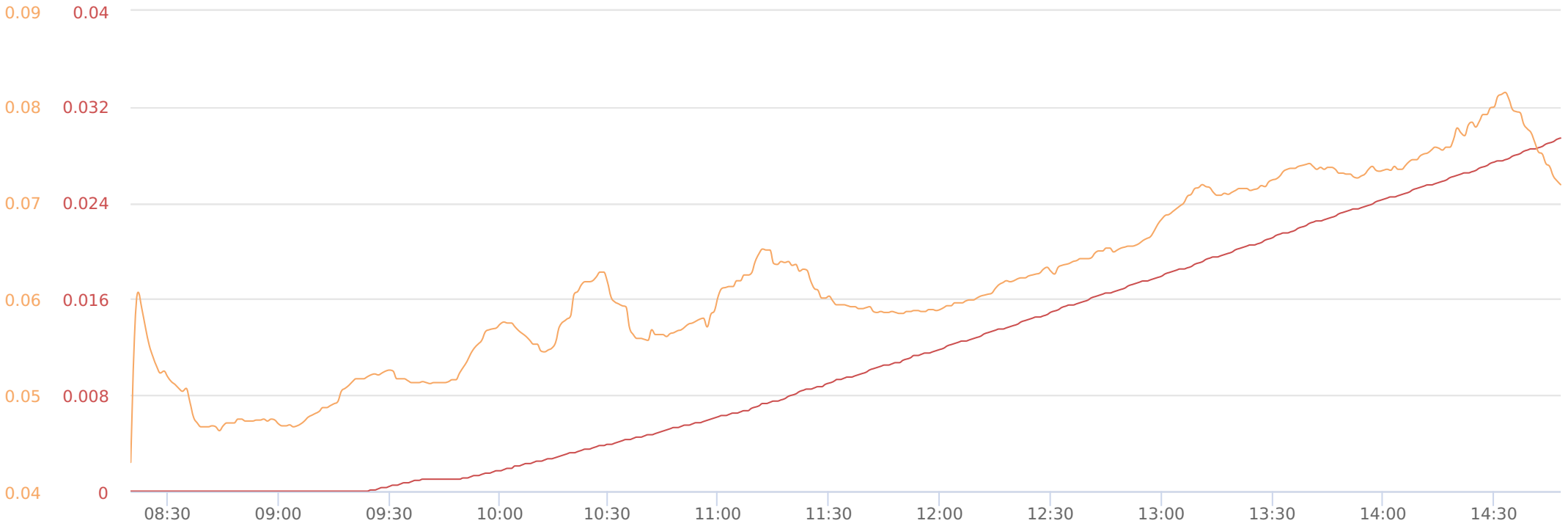

VOC (TWA) (AVG 15m) ppm

miniRAE 3000 RS232(A)

MIN	AVG	MAX
0	0.0109	0.0293

Mass Conc. Total (AVG 15m) mg/m³

DustTrak-8530 RS232(C)

MIN	AVG	MAX
0.043	0.0617	0.0815

Name	Benchmark & Turnkey
S/N	0B239906
Description	CAMP Station#6
Location	590-628 Forest Ave, Buffalo, NY 14222, USA

Produced By © Netronix 2017

enviro net

Fri, 19th of Jan 2018, 7:31:00 – 17:31:00
(GMT-05:00) Eastern Time (US & Canada)

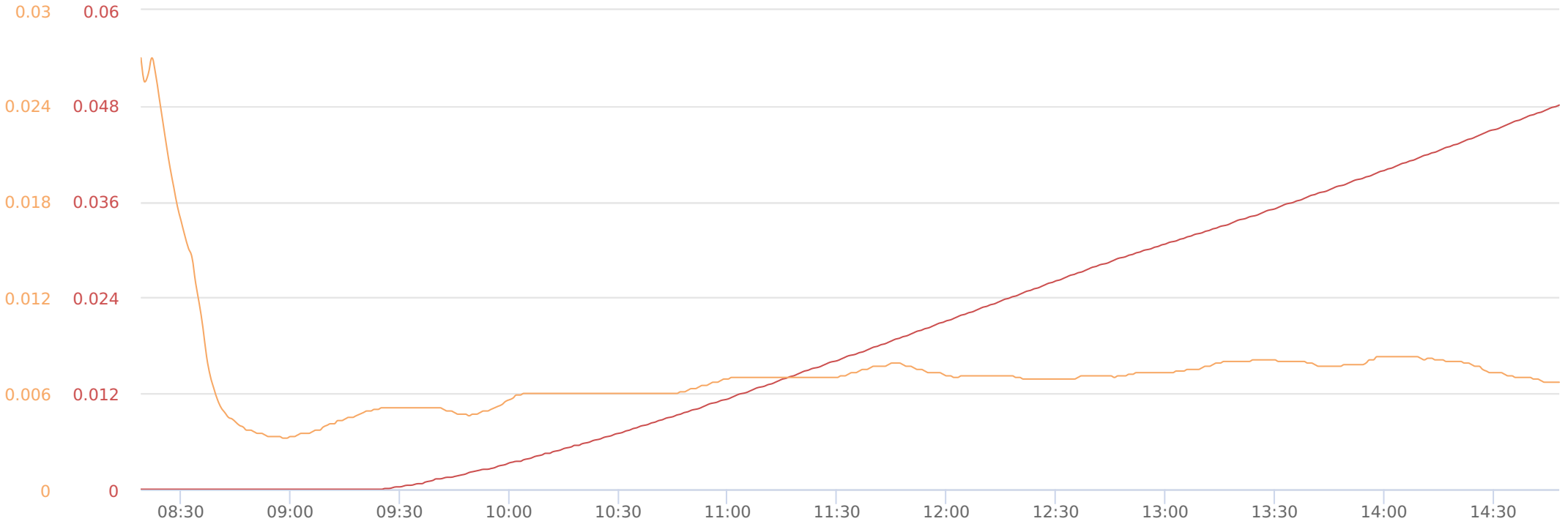

VOC (TWA) (AVG 15m) ppm
miniRAE 3000 RS232(A)

MIN	AVG	MAX
0	0.0185	0.0479

Mass Conc. Total (AVG 15m) mg/m³
DustTrak-8530 RS232(C)

MIN	AVG	MAX
0.0032	0.0072	0.027

Name Benchmark & Turnkey
S/N 0B239906
Description CAMP Station#6
Location 590-628 Forest Ave, Buffalo, NY 14222, USA

Produced By © Netronix 2017

enviro net

Tue, 23rd of Jan 2018, 7:34:00 – 15:15:00
(GMT-05:00) Eastern Time (US & Canada)

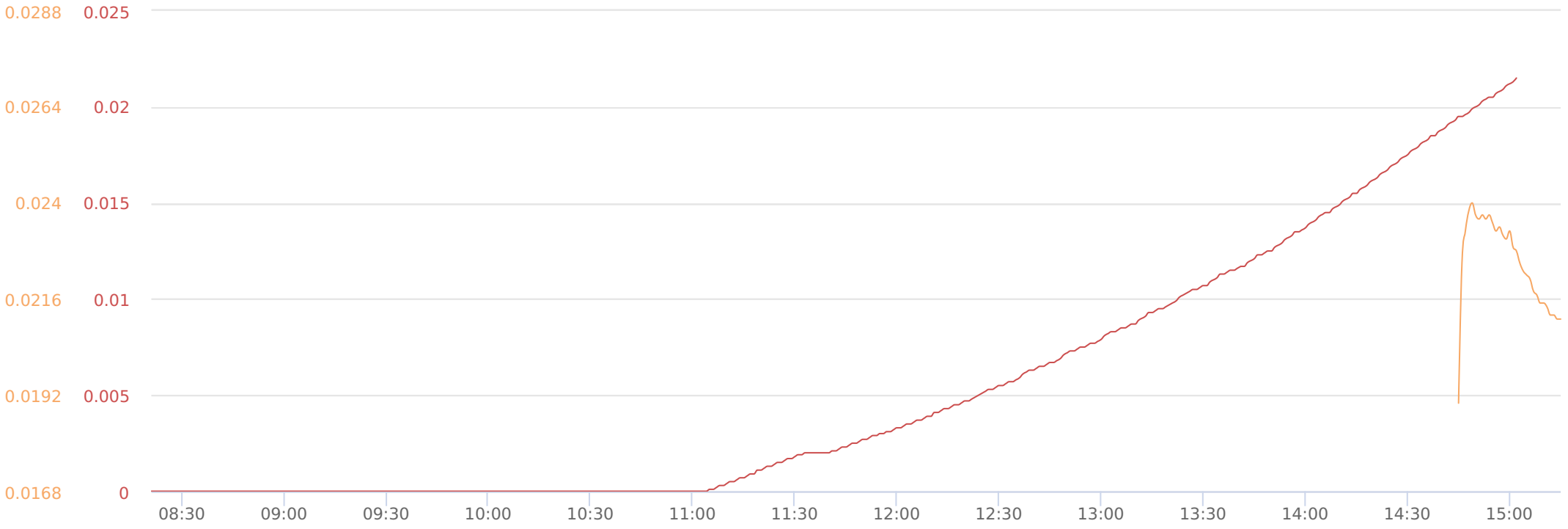

VOC (TWA) (AVG 15m) ppm
miniRAE 3000 RS232(A)

MIN	AVG	MAX
0	0.0054	0.0215

Mass Conc. Total (AVG 15m) mg/m³
DustTrak-8530 RS232(C)

MIN	AVG	MAX
0.019	0.0226	0.024

Name	Benchmark & Turnkey
S/N	0B239906
Description	CAMP Station#6
Location	32 Granger Pl, Buffalo, NY 14222, USA

Produced By © Netronix 2017

enviro net

Wed, 24th of Jan 2018, 8:30:00 – 15:30:00

(GMT-05:00) Eastern Time (US & Canada)

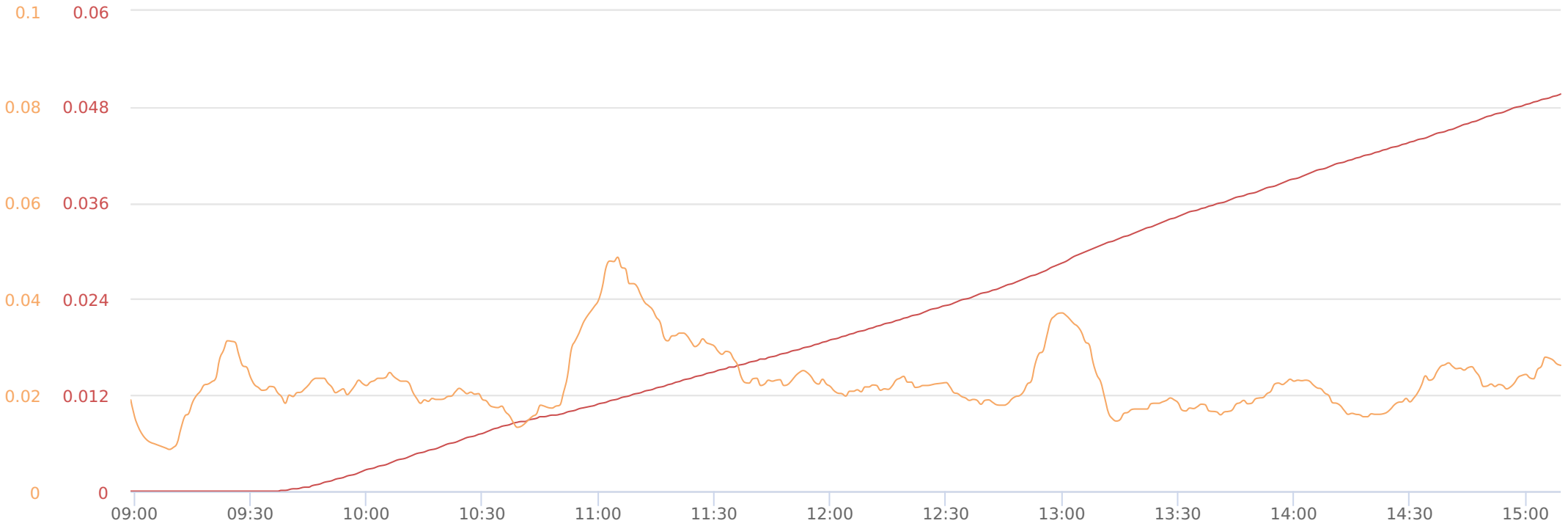

VOC (TWA) (AVG 15m) ppm

miniRAE 3000 RS232(A)

MIN	AVG	MAX
0	0.0211	0.0494

Mass Conc. Total (AVG 15m) mg/m³

DustTrak-8530 RS232(C)

MIN	AVG	MAX
0.0087	0.0227	0.0487

Name	Benchmark & Turnkey
S/N	0B239906
Description	CAMP Station#6
Location	1137 Elmwood Ave, Buffalo, NY 14222, USA

Produced By © Netronix 2017

enviro net

Thu, 25th of Jan 2018, 8:00:00 – 15:30:00

(GMT-05:00) Eastern Time (US & Canada)

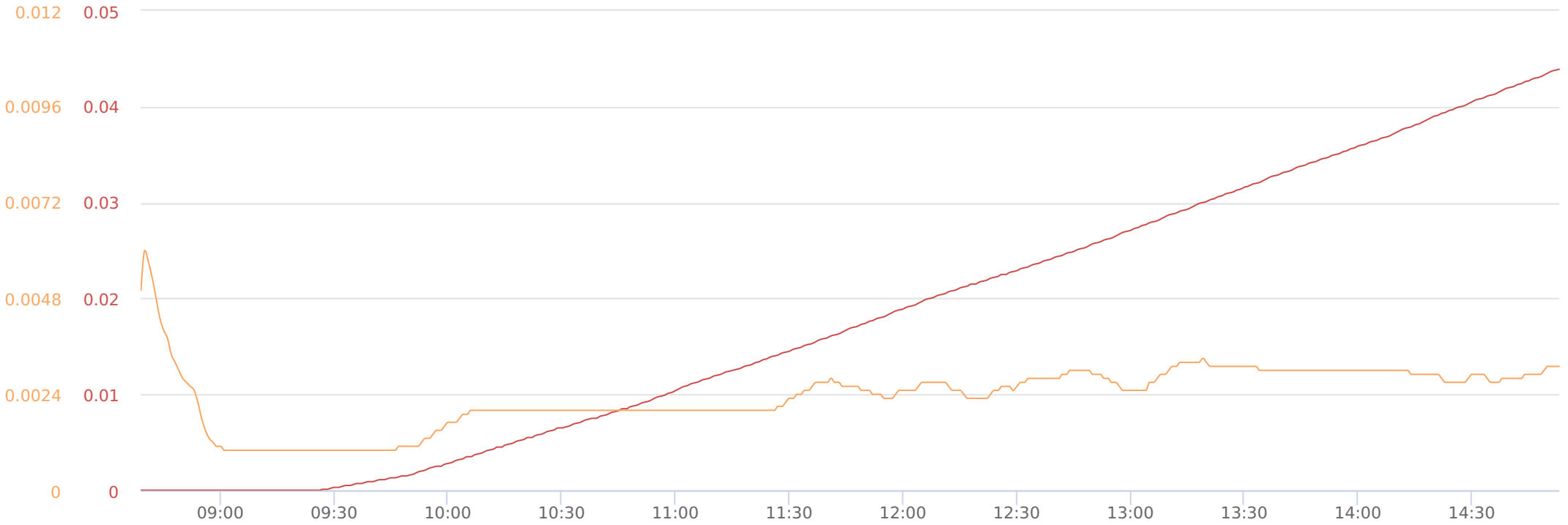

VOC (TWA) (AVG 15m) ppm

miniRAE 3000 RS232(A)

MIN	AVG	MAX
0	0.0178	0.0438

Mass Conc. Total (AVG 15m) mg/m³

DustTrak-8530 RS232(C)

MIN	AVG	MAX
0.001	0.0024	0.006

Name	Benchmark & Turnkey
S/N	0B239906
Description	CAMP Station#6
Location	1137 Elmwood Ave, Buffalo, NY 14222, USA

Produced By © Netronix 2017

Fri, 26th of Jan 2018, 8:00:00 – 16:30:00
(GMT-05:00) Eastern Time (US & Canada)

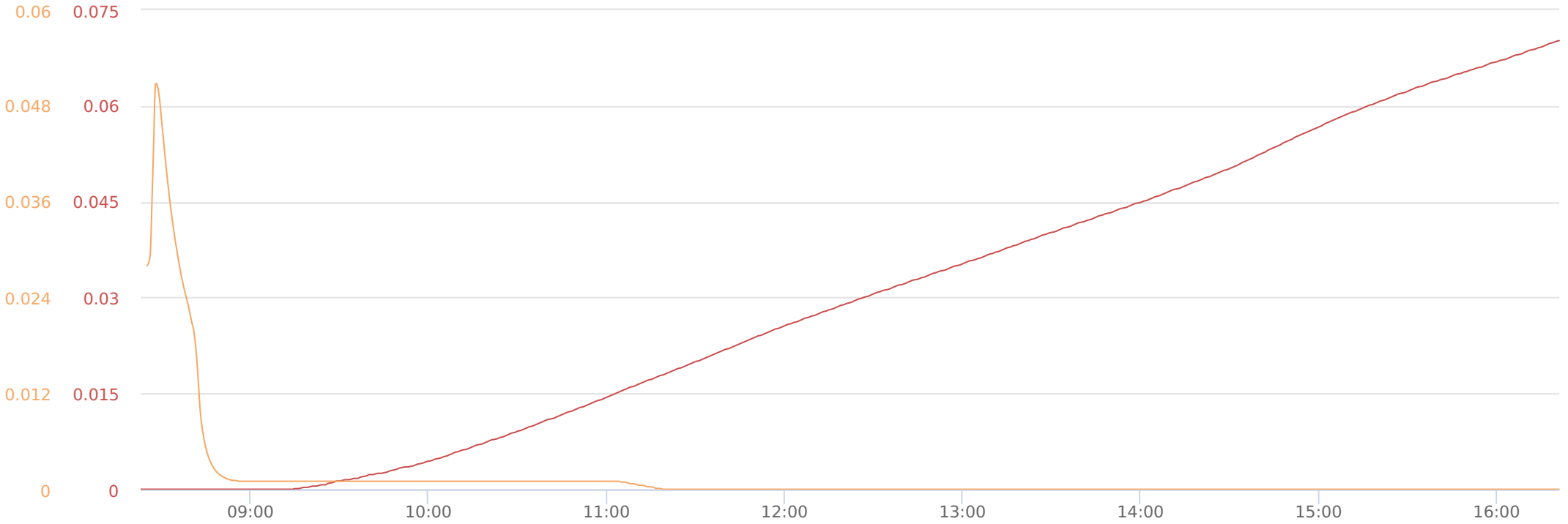

VOC (TWA) (AVG 15m) ppm
miniRAE 3000 RS232(A)

MIN	AVG	MAX
0	0.0299	0.0701

Mass Conc. Total (AVG 15m) mg/m³
DustTrak-8530 RS232(C)

MIN	AVG	MAX
0	0	0.0508

Name	Benchmark & Turnkey
S/N	0B239906
Description	CAMP Station#6
Location	1137 Elmwood Ave, Buffalo, NY 14222, USA

Produced By © Netronix 2017

enviro net

Mon, 29th of Jan 2018, 8:00:00 – 15:30:00
(GMT-05:00) Eastern Time (US & Canada)

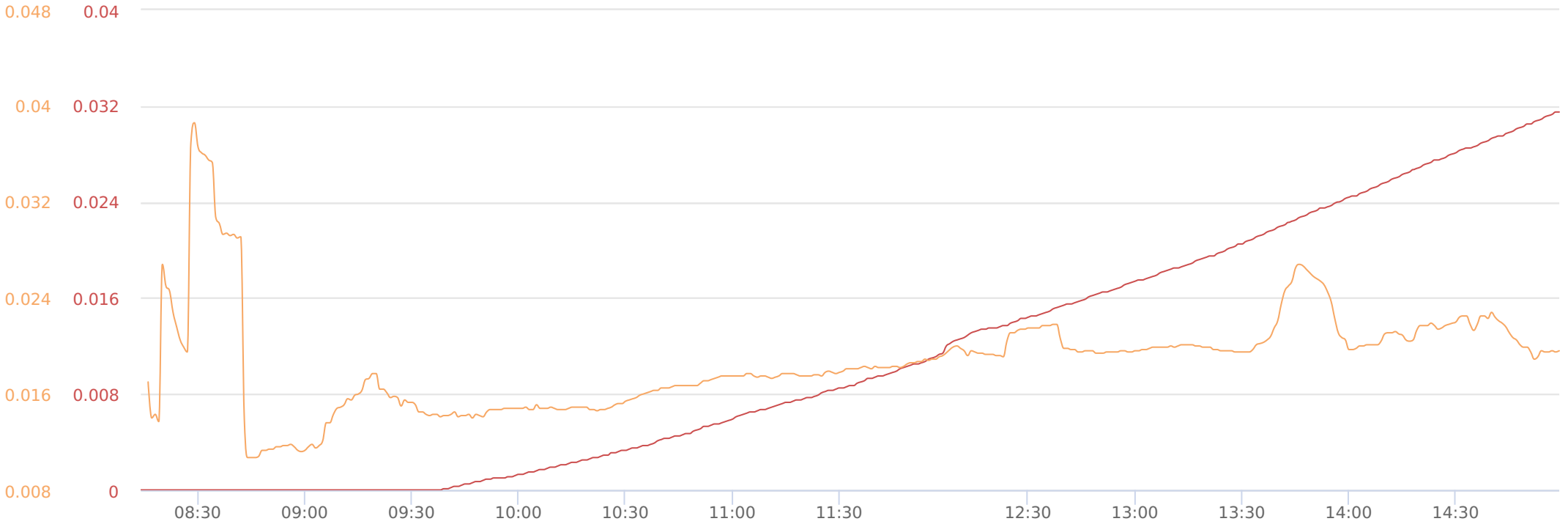

VOC (TWA) (AVG 15m) ppm
miniRAE 3000 RS232(A)

MIN	AVG	MAX
0	0.0112	0.0315

Mass Conc. Total (AVG 15m) mg/m³
DustTrak-8530 RS232(C)

MIN	AVG	MAX
0.0107	0.0187	0.0386

Name Benchmark & Turnkey
S/N 0B239906
Description CAMP Station#6
Location 1137 Elmwood Ave, Buffalo, NY 14222, USA

Produced By © Netronix 2017

enviro net

Wed, 31st of Jan 2018, 8:00:00 – 12:40:00

(GMT-05:00) Eastern Time (US & Canada)

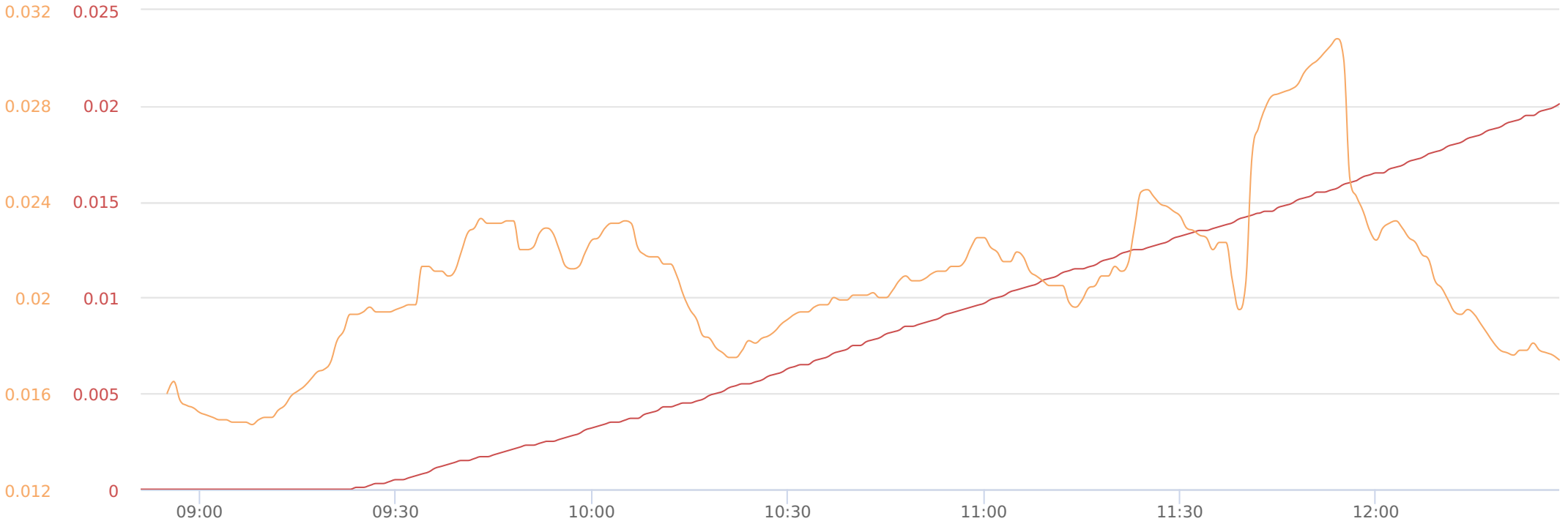

VOC (TWA) (AVG 15m) ppm		
miniRAE 3000 RS232(A)		
MIN	AVG	MAX
0	0.008	0.0199

Mass Conc. Total (AVG 15m) mg/m³		
DustTrak-8530 RS232(C)		
MIN	AVG	MAX
0.0147	0.0208	0.0308

Name	Benchmark & Turnkey
S/N	0B239906
Description	CAMP Station#6
Location	1137 Elmwood Ave, Buffalo, NY 14222, USA

Produced By © Netronix 2017

enviro net

Thu, 1st of Feb 2018, 12:00:00 – 15:30:00
(GMT-05:00) Eastern Time (US & Canada)

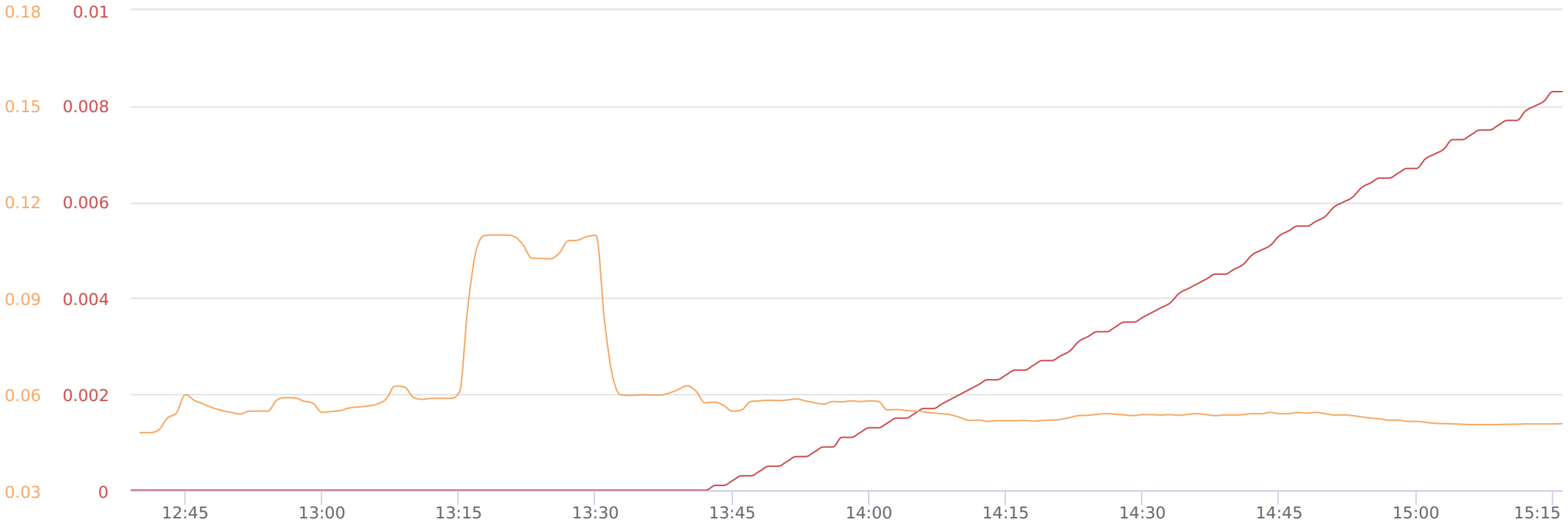

VOC (TWA) (AVG 15m) ppm
miniRAE 3000 RS232(A)

MIN	AVG	MAX
0	0.0022	0.0083

Mass Conc. Total (AVG 15m) mg/m³
DustTrak-8530 RS232(C)

MIN	AVG	MAX
0.048	0.0599	0.1097

Name	Benchmark & Turnkey
S/N	0B239906
Description	CAMP Station#6
Location	590-628 Forest Ave, Buffalo, NY 14222, USA

Produced By © Netronix 2017

envirosm net

Fri, 2nd of Feb 2018, 8:00:00 – 12:00:00
(GMT-05:00) Eastern Time (US & Canada)

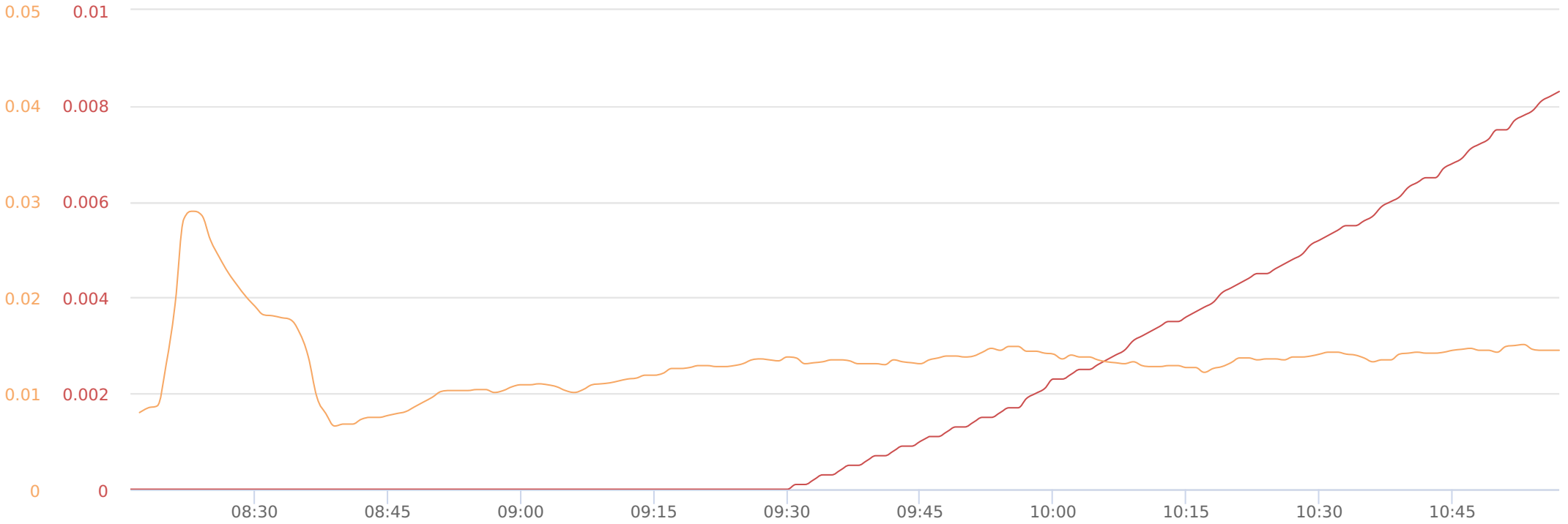

VOC (TWA) (AVG 15m) ppm
miniRAE 3000 RS232(A)

MIN	AVG	MAX
0	0.002	0.0082

Mass Conc. Total (AVG 15m) mg/m³
DustTrak-8530 RS232(C)

MIN	AVG	MAX
0.0066	0.0134	0.029

Name Benchmark & Turnkey
S/N 0B239906
Description CAMP Station#6
Location 32 Granger Pl, Buffalo, NY 14222, USA

Produced By © Netronix 2017

enviro net

Mon, 26th of Feb 2018, 8:00:00 – 16:30:00

(GMT-05:00) Eastern Time (US & Canada)

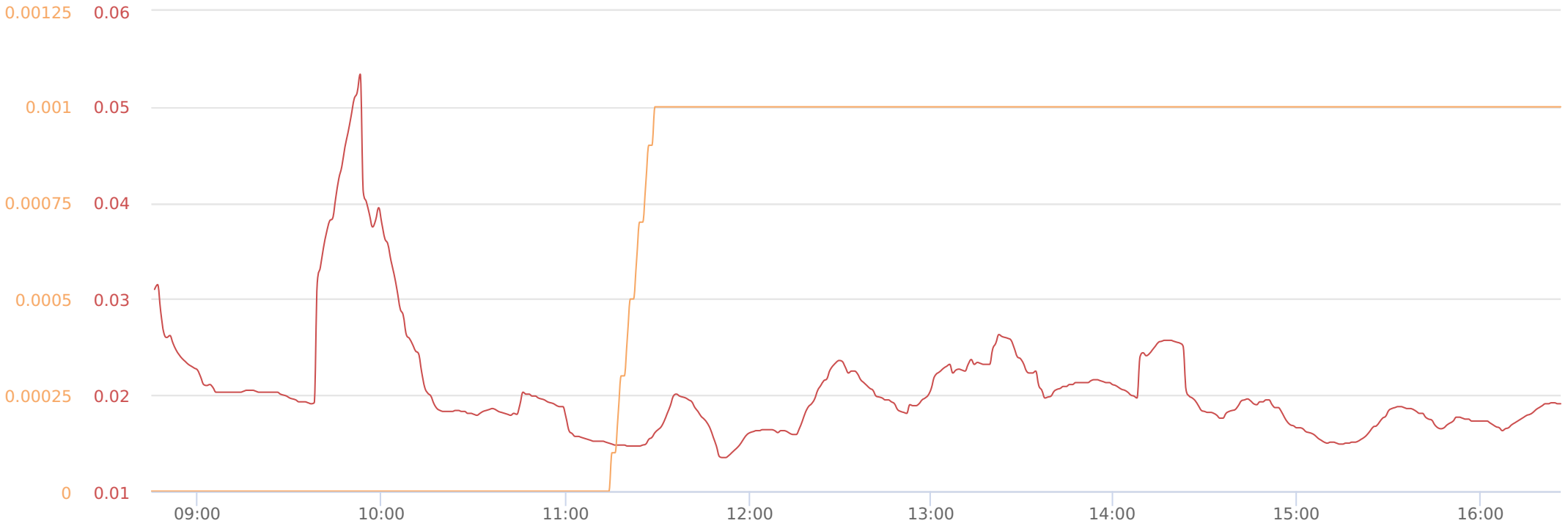

Mass Conc. Total (AVG 15m) mg/m³			VOC (TWA) (AVG 15m) ppm		
DustTrak-8530 RS232(C)			miniRAE 3000 RS232(A)		
MIN	AVG	MAX	MIN	AVG	MAX
0.0135	0.0206	0.0534	0	0.001	0.001

Name	Benchmark & Turnkey
S/N	0B239906
Description	CAMP Station#6
Location	1137 Elmwood Ave, Buffalo, NY 14222, USA

Produced By © Netronix 2017

enviro net

Mon, 19th of Mar 2018, 7:30:00 – 14:00:00

(GMT-05:00) Eastern Time (US & Canada)

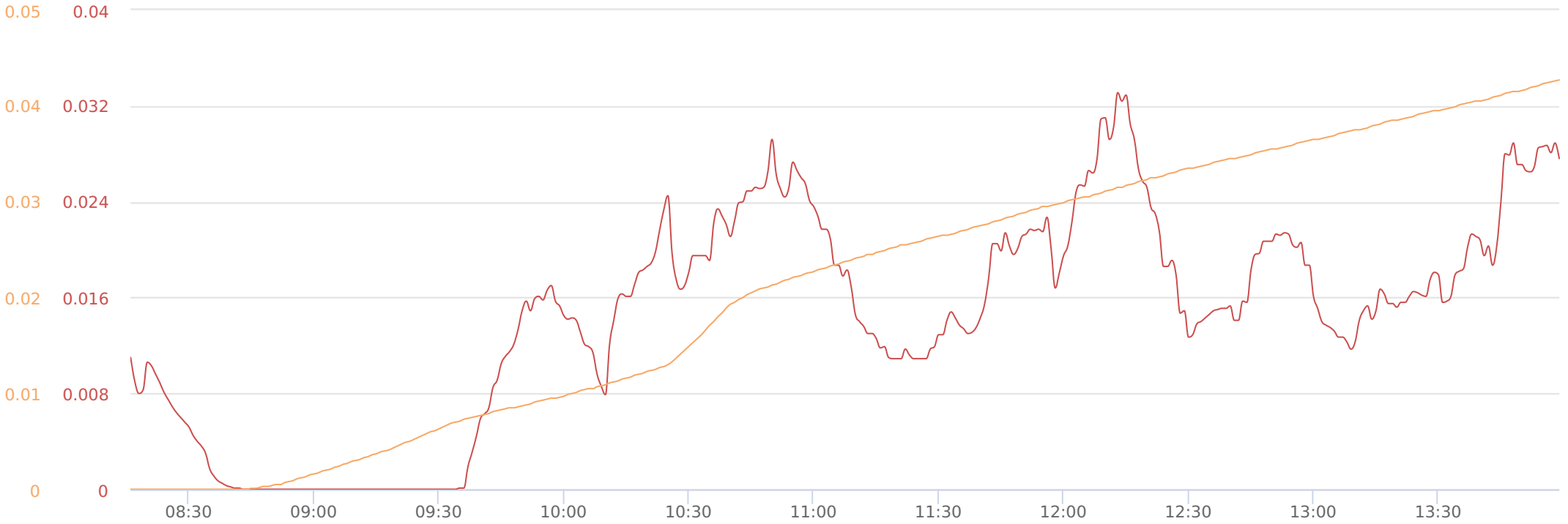

Mass Conc. Total (AVG 15m) mg/m³

DustTrak-8530 RS232(C)

MIN	AVG	MAX
0	0.0144	0.0331

VOC (TWA) (AVG 15m) ppm

miniRAE 3000 RS232(A)

MIN	AVG	MAX
0	0.021	0.0426

Name	Benchmark & Turnkey
S/N	0B239906
Description	CAMP Station#6
Location	1089-1091 Elmwood Ave, Buffalo, NY 14222, USA

Produced By © Netronix 2017

enviro net

Tue, 20th of Mar 2018, 7:30:00 – 16:30:00
(GMT-05:00) Eastern Time (US & Canada)

Mass Conc. Total (AVG 15m) mg/m³
DustTrak-8530 RS232(C)

MIN	AVG	MAX
0.0123	0.0233	0.0443

VOC (TWA) (AVG 15m) ppm
miniRAE 3000 RS232(A)

MIN	AVG	MAX
0	0.039	0.0848

Name Benchmark & Turnkey
S/N 0B239906
Description CAMP Station#6
Location 1089-1091 Elmwood Ave, Buffalo, NY 14222, USA

Produced By © Netronix 2017

enviro net

Wed, 21st of Mar 2018, 7:30:00 – 16:30:00
(GMT-05:00) Eastern Time (US & Canada)

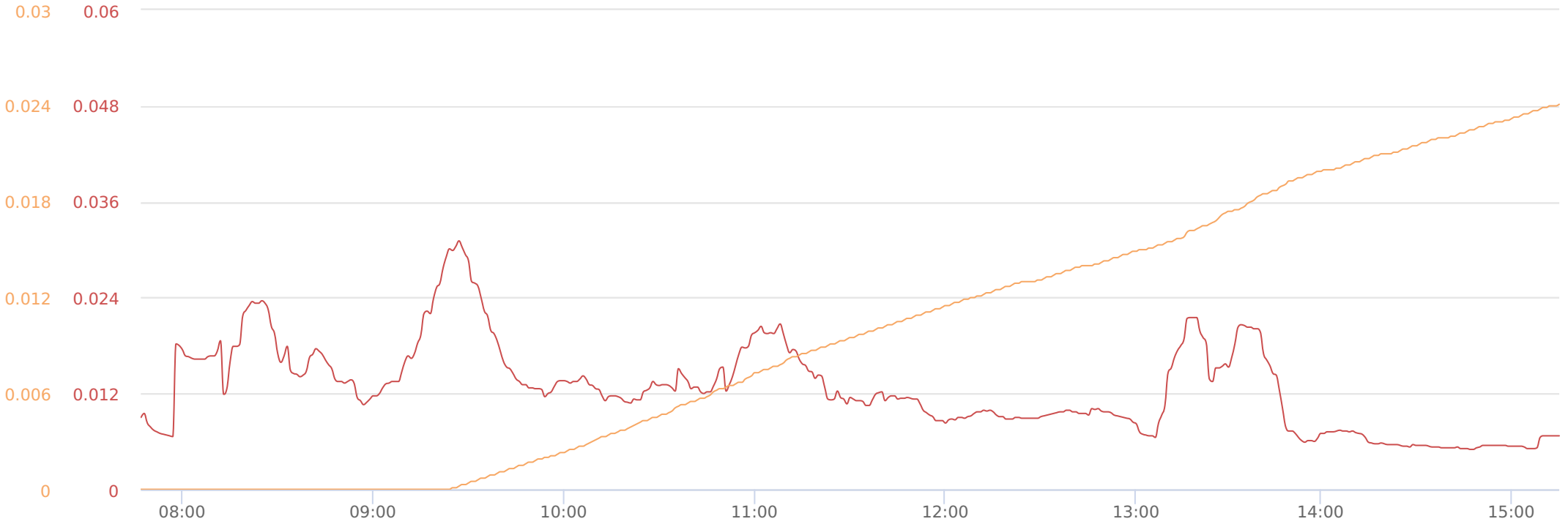

Mass Conc. Total (AVG 15m) mg/m³
DustTrak-8530 RS232(C)

MIN	AVG	MAX
0.005	0.0126	0.0311

VOC (TWA) (AVG 15m) ppm
miniRAE 3000 RS232(A)

MIN	AVG	MAX
0	0.01	0.024

Name	Benchmark & Turnkey
S/N	0B239906
Description	CAMP Station#6
Location	1089-1091 Elmwood Ave, Buffalo, NY 14222, USA

Produced By © Netronix 2017

enviro net

Mon, 26th of Mar 2018, 7:00:00 – 16:30:00
(GMT-05:00) Eastern Time (US & Canada)

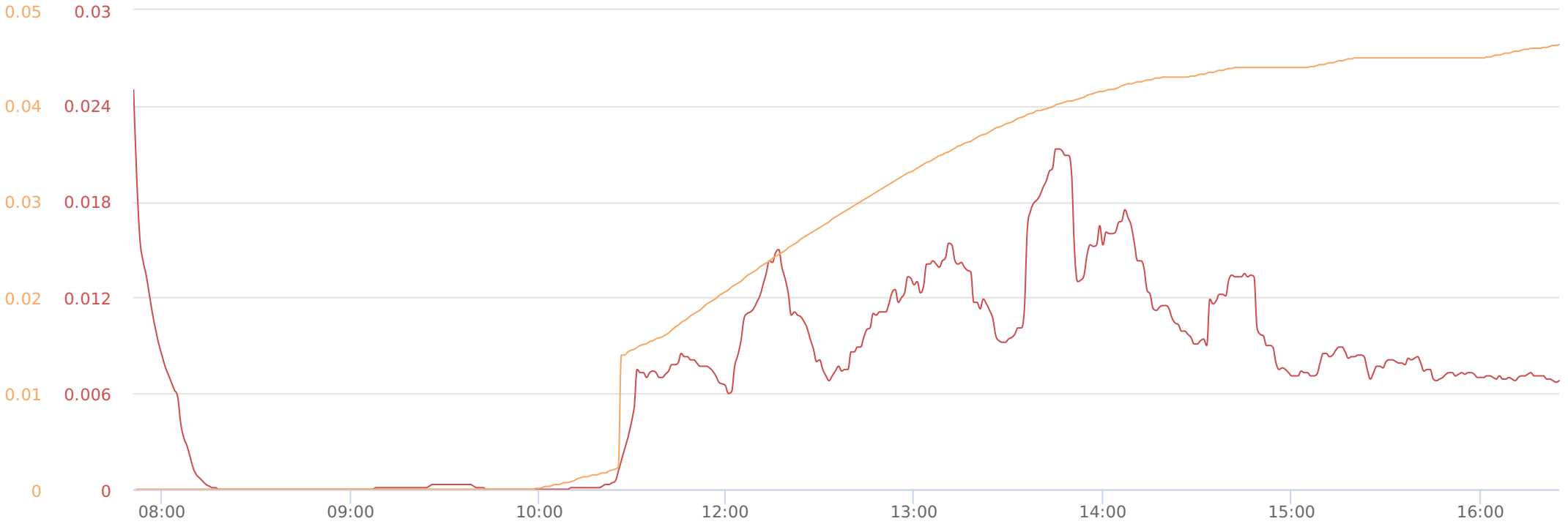

Mass Conc. Total (AVG 15m) mg/m³
DustTrak-8530RS232(C)

MIN	AVG	MAX
0	0.0072	0.025

VOC (TWA) (AVG 15m) ppm
miniRAE 3000RS232(A)

MIN	AVG	MAX
0	0.0241	0.0463

Name	Benchmark & Turnkey
S/N	0B239906
Description	CAMP Station#6
Location	1089-1091 Elmwood Ave, Buffalo, NY 14222, USA

Produced By © Netronix 2018

enviro net

Tue, 27th of Mar 2018, 7:00:00 – 16:30:00
(GMT-05:00) Eastern Time (US & Canada)

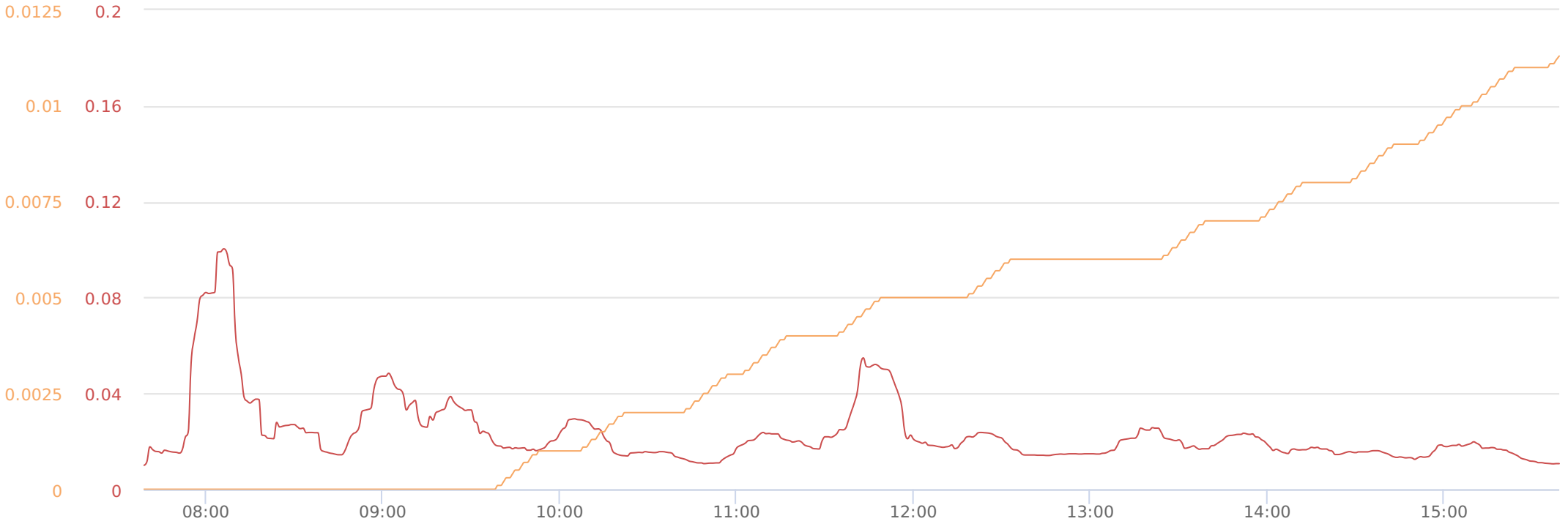

Mass Conc. Total (AVG 15m) mg/m³
DustTrak-8530RS232(C)

MIN	AVG	MAX
0.01	0.0233	0.1003

VOC (TWA) (AVG 15m) ppm
miniRAE 3000RS232(A)

MIN	AVG	MAX
0	0.0042	0.0112

Name	Benchmark & Turnkey
S/N	0B239906
Description	CAMP Station#6
Location	1089-1091 Elmwood Ave, Buffalo, NY 14222, USA

Produced By © Netronix 2018

envirosm net

Wed, 28th of Mar 2018, 7:30:00 – 16:30:00

(GMT-05:00) Eastern Time (US & Canada)

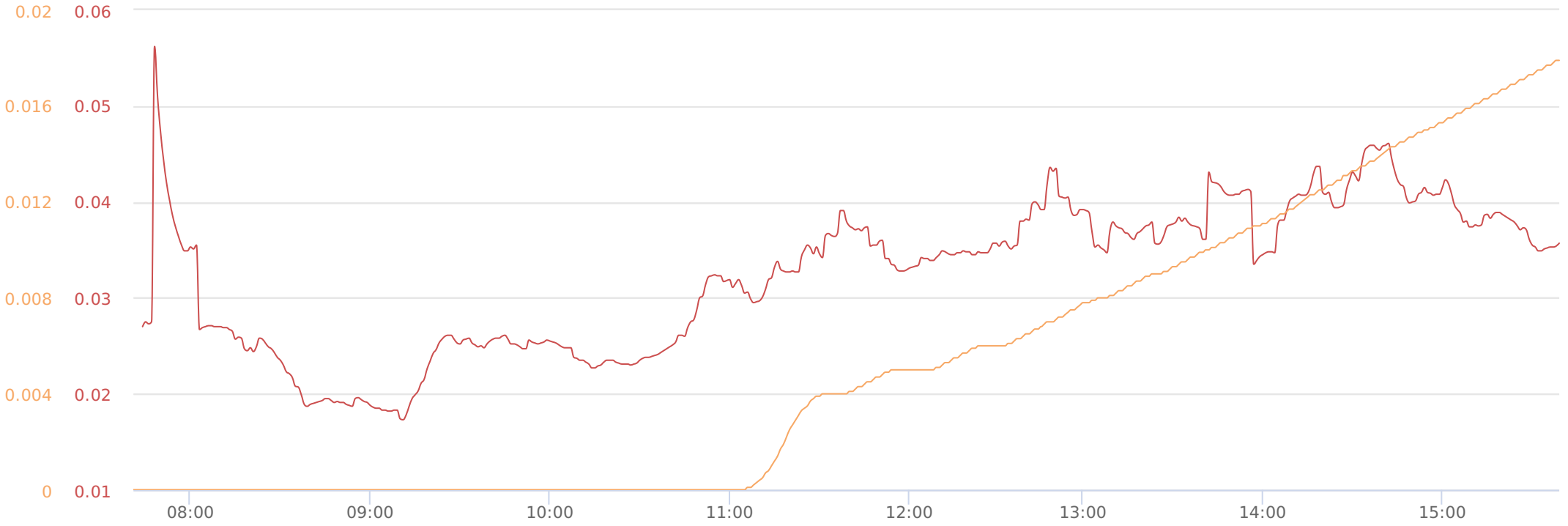

Mass Conc. Total (AVG 15m) mg/m³

DustTrak-8530RS232(C)

MIN	AVG	MAX
0.0173	0.0324	0.0562

VOC (TWA) (AVG 15m) ppm

miniRAE 3000RS232(A)

MIN	AVG	MAX
0	0.0053	0.0179

Name	Benchmark & Turnkey
S/N	0B239906
Description	CAMP Station#6
Location	1089-1091 Elmwood Ave, Buffalo, NY 14222, USA

Produced By © Netronix 2018

enviro net

Thu, 29th of Mar 2018, 7:30:00 – 16:30:00

(GMT-05:00) Eastern Time (US & Canada)

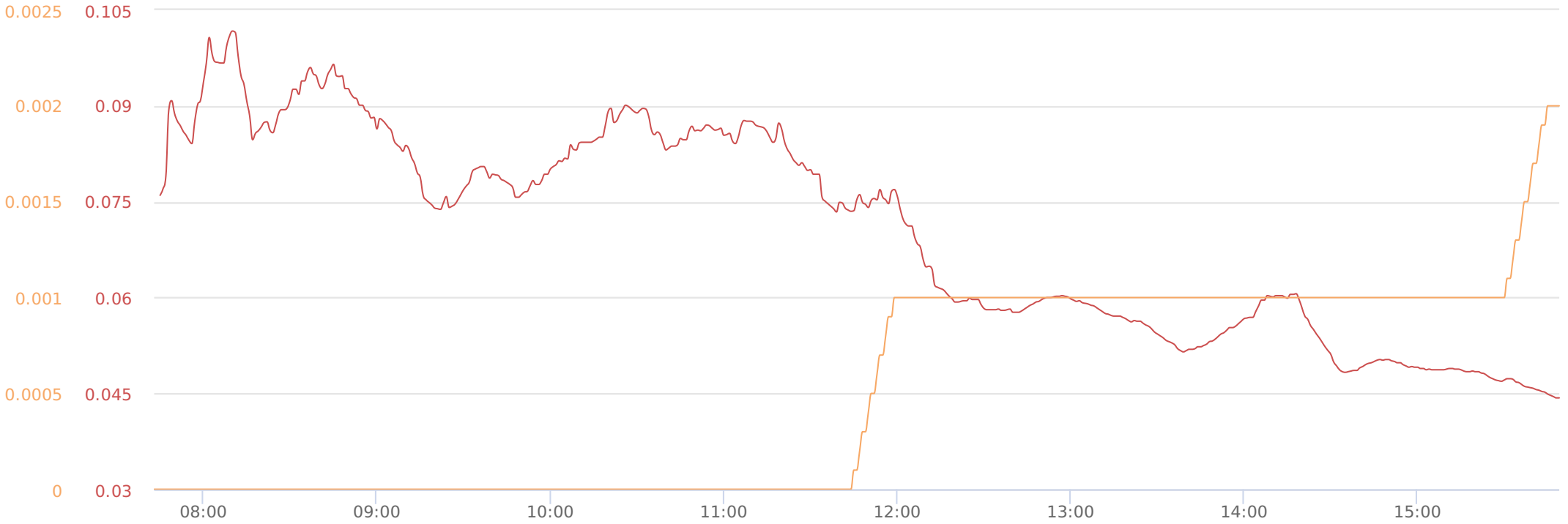

Mass Conc. Total (AVG 15m) mg/m³

DustTrak-8530RS232(C)

MIN	AVG	MAX
0.0443	0.0704	0.1017

VOC (TWA) (AVG 15m) ppm

miniRAE 3000RS232(A)

MIN	AVG	MAX
0	0.001	0.002

Name	Benchmark & Turnkey
S/N	0B239906
Description	CAMP Station#6
Location	1089-1091 Elmwood Ave, Buffalo, NY 14222, USA

Produced By © Netronix 2018

enviro net

Fri, 30th of Mar 2018, 7:30:00 – 16:30:00
(GMT-05:00) Eastern Time (US & Canada)

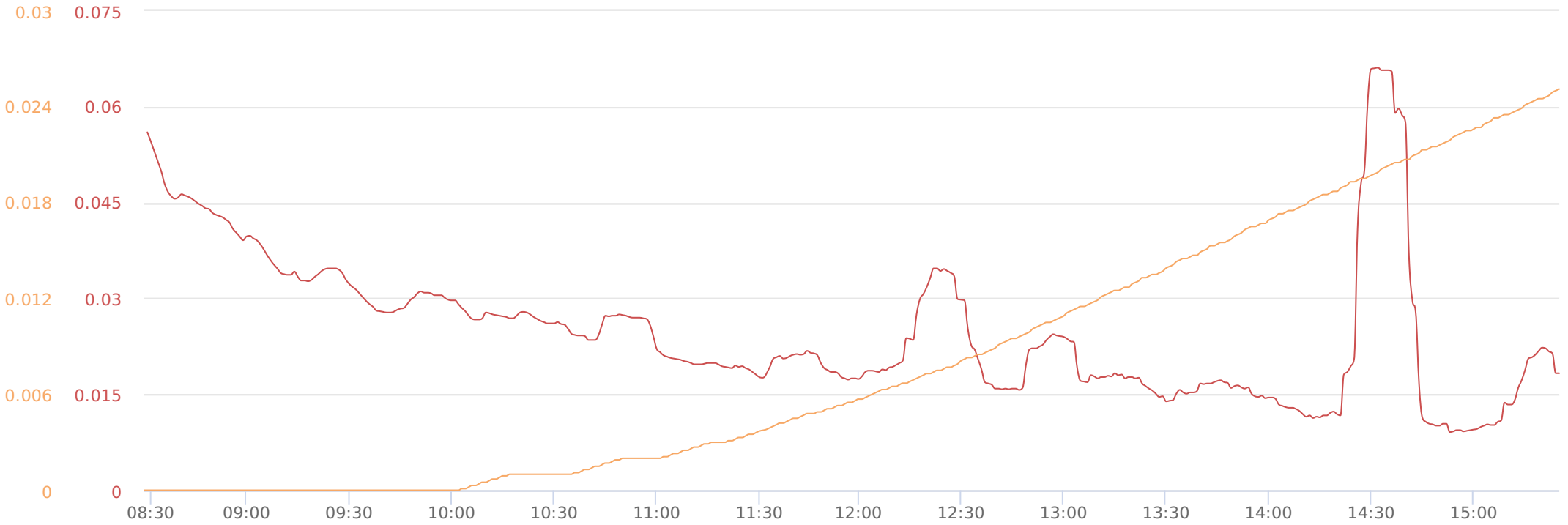

Mass Conc. Total (AVG 15m) mg/m³
DustTrak-8530RS232(C)

MIN	AVG	MAX
0.0091	0.0248	0.0661

VOC (TWA) (AVG 15m) ppm
miniRAE 3000RS232(A)

MIN	AVG	MAX
0	0.0082	0.025

Name	Benchmark & Turnkey
S/N	0B239906
Description	CAMP Station#6
Location	1089-1091 Elmwood Ave, Buffalo, NY 14222, USA

Produced By © Netronix 2018

enviro net

Mon, 2nd of Apr 2018, 7:30:00 – 16:30:00
(GMT-05:00) Eastern Time (US & Canada)

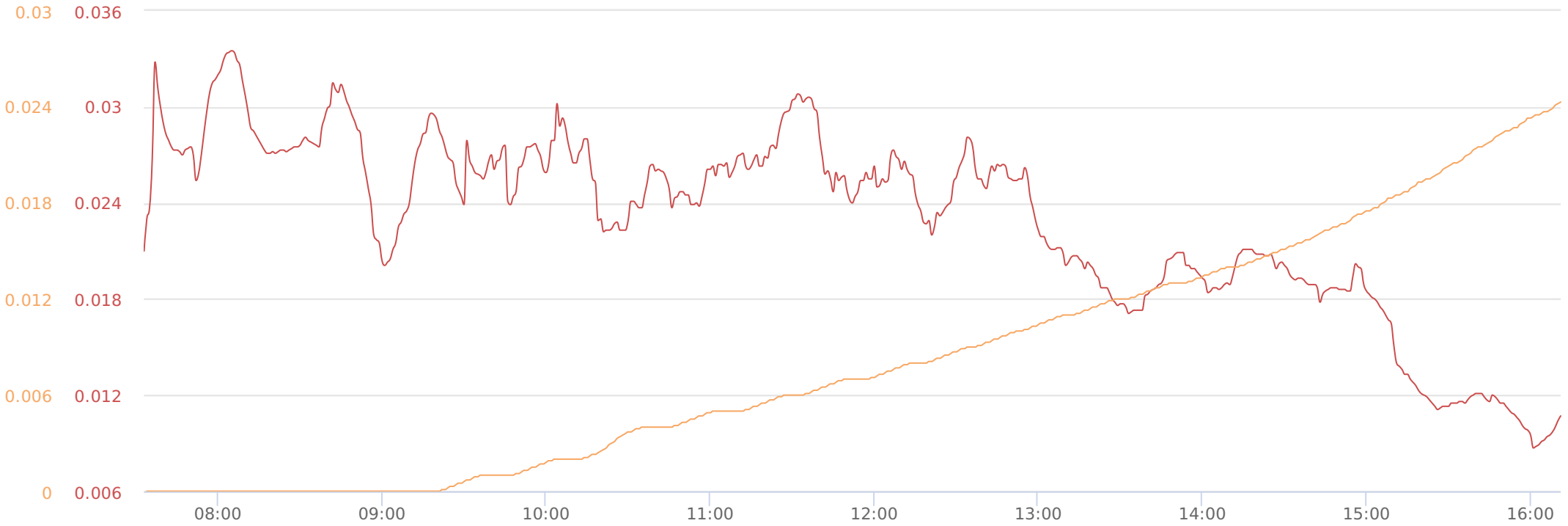

Mass Conc. Total (AVG 15m) mg/m³		
DustTrak-8530RS232(C)		
MIN	AVG	MAX
0.0087	0.0229	0.0335

VOC (TWA) (AVG 15m) ppm		
miniRAE 3000RS232(A)		
MIN	AVG	MAX
0	0.0082	0.0242

Name	Benchmark & Turnkey
S/N	0B239906
Description	CAMP Station#6
Location	1089-1091 Elmwood Ave, Buffalo, NY 14222, USA

Produced By © Netronix 2018

enviro net

Tue, 3rd of Apr 2018, 7:00:00 – 16:30:00
(GMT-05:00) Eastern Time (US & Canada)

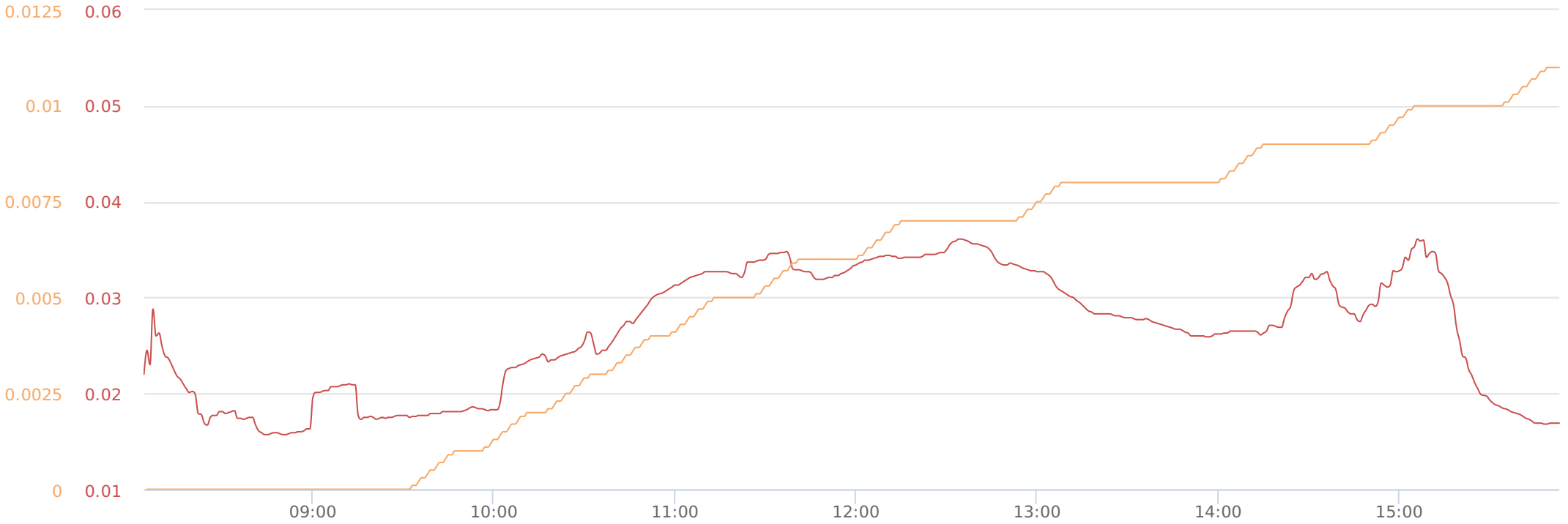

Mass Conc. Total (AVG 15m) mg/m³
DustTrak-8530RS232(C)

MIN	AVG	MAX
0.0157	0.0265	0.0361

VOC (TWA) (AVG 15m) ppm
miniRAE 3000RS232(A)

MIN	AVG	MAX
0	0.005	0.011

Name	Benchmark & Turnkey
S/N	0B239906
Description	CAMP Station#6
Location	1089-1091 Elmwood Ave, Buffalo, NY 14222, USA

Produced By © Netronix 2018

Test 006

Instrument		Data Properties	
Model	DustTrak II	Start Date	04/17/2018
Instrument S/N	8530173501	Start Time	08:34:07
		Stop Date	04/17/2018
		Stop Time	10:10:07
		Total Time	0:01:36:00
		Logging Interval	60 seconds

Statistics	
	AEROSOL
Avg	0.017 mg/m^3
Max	0.051 mg/m^3
Max Date	04/17/2018
Max Time	09:57:07
Min	0.007 mg/m^3
Min Date	04/17/2018
Min Time	08:59:07
TWA (8 hr)	0.003
TWA Start Date	04/17/2018
TWA Start Time	08:34:07
TWA End Time	10:10:07

Test Data			
Data Point	**Date**	**Time**	**AEROSOL mg/m^3**
1	04/17/2018	08:35:07	0.011
2	04/17/2018	08:36:07	0.008
3	04/17/2018	08:37:07	0.009
4	04/17/2018	08:38:07	0.008
5	04/17/2018	08:39:07	0.008
6	04/17/2018	08:40:07	0.008
7	04/17/2018	08:41:07	0.009
8	04/17/2018	08:42:07	0.009
9	04/17/2018	08:43:07	0.008
10	04/17/2018	08:44:07	0.008
11	04/17/2018	08:45:07	0.008
12	04/17/2018	08:46:07	0.031
13	04/17/2018	08:47:07	0.017
14	04/17/2018	08:48:07	0.010
15	04/17/2018	08:49:07	0.017
16	04/17/2018	08:50:07	0.016
17	04/17/2018	08:51:07	0.019
18	04/17/2018	08:52:07	0.019
19	04/17/2018	08:53:07	0.012
20	04/17/2018	08:54:07	0.025
21	04/17/2018	08:55:07	0.009

Test Data			
Data Point	**Date**	**Time**	**AEROSOL mg/m^3**
22	04/17/2018	08:56:07	0.016
23	04/17/2018	08:57:07	0.008
24	04/17/2018	08:58:07	0.008
25	04/17/2018	08:59:07	0.007
26	04/17/2018	09:00:07	0.008
27	04/17/2018	09:01:07	0.013
28	04/17/2018	09:02:07	0.010
29	04/17/2018	09:03:07	0.009
30	04/17/2018	09:04:07	0.010
31	04/17/2018	09:05:07	0.008
32	04/17/2018	09:06:07	0.008
33	04/17/2018	09:07:07	0.009
34	04/17/2018	09:08:07	0.010
35	04/17/2018	09:09:07	0.008
36	04/17/2018	09:10:07	0.009
37	04/17/2018	09:11:07	0.012
38	04/17/2018	09:12:07	0.013
39	04/17/2018	09:13:07	0.013
40	04/17/2018	09:14:07	0.017
41	04/17/2018	09:15:07	0.010
42	04/17/2018	09:16:07	0.012
43	04/17/2018	09:17:07	0.013
44	04/17/2018	09:18:07	0.018
45	04/17/2018	09:19:07	0.027
46	04/17/2018	09:20:07	0.015
47	04/17/2018	09:21:07	0.012
48	04/17/2018	09:22:07	0.017
49	04/17/2018	09:23:07	0.021
50	04/17/2018	09:24:07	0.020
51	04/17/2018	09:25:07	0.018
52	04/17/2018	09:26:07	0.010
53	04/17/2018	09:27:07	0.016
54	04/17/2018	09:28:07	0.020
55	04/17/2018	09:29:07	0.015
56	04/17/2018	09:30:07	0.016
57	04/17/2018	09:31:07	0.013
58	04/17/2018	09:32:07	0.024
59	04/17/2018	09:33:07	0.011
60	04/17/2018	09:34:07	0.030
61	04/17/2018	09:35:07	0.035
62	04/17/2018	09:36:07	0.011
63	04/17/2018	09:37:07	0.018
64	04/17/2018	09:38:07	0.008
65	04/17/2018	09:39:07	0.027
66	04/17/2018	09:40:07	0.018
67	04/17/2018	09:41:07	0.046

Test Data			
Data Point	**Date**	**Time**	**AEROSOL mg/m^3**
68	04/17/2018	09:42:07	0.012
69	04/17/2018	09:43:07	0.009
70	04/17/2018	09:44:07	0.024
71	04/17/2018	09:45:07	0.018
72	04/17/2018	09:46:07	0.031
73	04/17/2018	09:47:07	0.010
74	04/17/2018	09:48:07	0.012
75	04/17/2018	09:49:07	0.007
76	04/17/2018	09:50:07	0.015
77	04/17/2018	09:51:07	0.025
78	04/17/2018	09:52:07	0.019
79	04/17/2018	09:53:07	0.016
80	04/17/2018	09:54:07	0.024
81	04/17/2018	09:55:07	0.027
82	04/17/2018	09:56:07	0.028
83	04/17/2018	09:57:07	0.051
84	04/17/2018	09:58:07	0.032
85	04/17/2018	09:59:07	0.031
86	04/17/2018	10:00:07	0.028
87	04/17/2018	10:01:07	0.029
88	04/17/2018	10:02:07	0.019
89	04/17/2018	10:03:07	0.027
90	04/17/2018	10:04:07	0.024
91	04/17/2018	10:05:07	0.009
92	04/17/2018	10:06:07	0.017
93	04/17/2018	10:07:07	0.026
94	04/17/2018	10:08:07	0.039
95	04/17/2018	10:09:07	0.021
96	04/17/2018	10:10:07	0.026

APPENDIX D

HYDRAULIC GRADIENT CALCULATIONS

BENCHMARK
ENVIRONMENTAL
ENGINEERING &
SCIENCE, PLLC

Sheet 1 of 1
Project No. 0369-015-001
By TAB Date
Checked Date 5/30/18
Subject Hydraulic Gradient Calc

Hydraulic Gradient Calc

RI-MW-3 upgradient monitoring well : Elevation 491.5

RI-MW-3 — RI-MW-1
491.5 - 487.2 = 4.3 ft
Distance between the 2 wells Is 171 ft

4.3 ft / 171 ft = 0.025 ft/ft

RI-MW-3 — RI-MW-2
491.5 - 490.1 = 1.4 ft
Distance between the 2 wells Is 169 ft

1.4 ft / 169 ft = 0.008 ft/ft

APPENDIX E

LABORATORY ANALYTICAL DATA
(PROVIDED ELECTRONICALLY ON ENCLOSED CD)

ANALYTICAL REPORT

Lab Number:	L1803048
Client:	Benchmark & Turnkey Companies 2558 Hamburg Turnpike Suite 300 Buffalo, NY 14218
ATTN:	Chris Boron
Phone:	(716) 856-0599
Project Name:	1111 ELMWOOD AVE.
Project Number:	0369-018-001-003
Report Date:	02/02/18

The original project report/data package is held by Alpha Analytical. This report/data package is paginated and should be reproduced only in its entirety. Alpha Analytical holds no responsibility for results and/or data that are not consistent with the original.

Certifications & Approvals: MA (M-MA086), NH NELAP (2064), NJ NELAP (MA935), CT (PH-0574), IL (200077), ME (MA00086), MD (348), NY (11148), NC (25700/666), PA (68-03671), RI (LAO00065), TX (T104704476), VT (VT-0935), VA (460195), USDA (Permit #P330-14-00197).

Eight Walkup Drive, Westborough, MA 01581-1019
508-898-9220 (Fax) 508-898-9193 800-624-9220 - www.alphalab.com

Project Name: 1111 ELMWOOD AVE.
Project Number: 0369-018-001-003

Lab Number: L1803048
Report Date: 02/02/18

Alpha Sample ID	Client ID	Matrix	Sample Location	Collection Date/Time	Receive Date
L1803048-01	RI-TP-1 (3.5-5.5)	SOIL	BUFFALO, NY	01/26/18 08:52	01/26/18
L1803048-02	RI-TP-1 (9.5-11.5)	SOIL	BUFFALO, NY	01/26/18 09:00	01/26/18
L1803048-03	RI-TP-2 (5-7)	SOIL	BUFFALO, NY	01/26/18 09:39	01/26/18
L1803048-04	RI-TP-2 (11.5-13.5)	SOIL	BUFFALO, NY	01/26/18 09:44	01/26/18
L1803048-05	RI-TP-3 (3.5-5.5)	SOIL	BUFFALO, NY	01/26/18 10:12	01/26/18
L1803048-06	BLIND DUP #1	SOIL	BUFFALO, NY	01/26/18 12:00	01/26/18
L1803048-07	RI-TP-3 (7-9)	SOIL	BUFFALO, NY	01/26/18 10:27	01/26/18
L1803048-08	RI-TP-4 (4.5-6.5)	SOIL	BUFFALO, NY	01/26/18 10:52	01/26/18
L1803048-09	RI-TP-4 (9-11)	SOIL	BUFFALO, NY	01/26/18 10:58	01/26/18
L1803048-10	RI-TP-6 (5.5-7.5)	SOIL	BUFFALO, NY	01/26/18 11:32	01/26/18
L1803048-11	RI-TP-6 (9-11)	SOIL	BUFFALO, NY	01/26/18 11:38	01/26/18
L1803048-12	RI-TP-7 (4.5-6.5)	SOIL	BUFFALO, NY	01/26/18 12:18	01/26/18
L1803048-13	RI-TP-7 (8-10)	SOIL	BUFFALO, NY	01/26/18 12:22	01/26/18
L1803048-14	RI-TP-9 (6.5-8.5)	SOIL	BUFFALO, NY	01/26/18 14:23	01/26/18
L1803048-15	RI-TP-9 (10-12)	SOIL	BUFFALO, NY	01/26/18 14:30	01/26/18
L1803048-16	RI-TP-11 (6-8)	SOIL	BUFFALO, NY	01/26/18 13:27	01/26/18
L1803048-17	RI-TP-11 (12-14.5)	SOIL	BUFFALO, NY	01/26/18 13:33	01/26/18
L1803048-18	RI-TP-12 (5-7.0)	SOIL	BUFFALO, NY	01/26/18 12:57	01/26/18
L1803048-19	RI-TP-12 (7.0-9.0)	SOIL	BUFFALO, NY	01/26/18 13:03	01/26/18
L1803048-20	RI-TP-9 (6.5-8.5)	SOIL	BUFFALO, NY	01/26/18 14:23	01/29/18

Project Name: 1111 ELMWOOD AVE. **Lab Number:** L1803048
Project Number: 0369-018-001-003 **Report Date:** 02/02/18

Case Narrative

The samples were received in accordance with the Chain of Custody and no significant deviations were encountered during the preparation or analysis unless otherwise noted. Sample Receipt, Container Information, and the Chain of Custody are located at the back of the report.

Results contained within this report relate only to the samples submitted under this Alpha Lab Number and meet NELAP requirements for all NELAP accredited parameters unless otherwise noted in the following narrative. The data presented in this report is organized by parameter (i.e. VOC, SVOC, etc.). Sample specific Quality Control data (i.e. Surrogate Spike Recovery) is reported at the end of the target analyte list for each individual sample, followed by the Laboratory Batch Quality Control at the end of each parameter. Tentatively Identified Compounds (TICs), if requested, are reported for compounds identified to be present and are not part of the method/program Target Compound List, even if only a subset of the TCL are being reported. If a sample was re-analyzed or re-extracted due to a required quality control corrective action and if both sets of data are reported, the Laboratory ID of the re-analysis or re-extraction is designated with an "R" or "RE", respectively. When multiple Batch Quality Control elements are reported (e.g. more than one LCS), the associated samples for each element are noted in the grey shaded header line of each data table. Any Laboratory Batch, Sample Specific % recovery or RPD value that is outside the listed Acceptance Criteria is bolded in the report. All specific QC information is also incorporated in the Data Usability format of our Data Merger tool where it can be reviewed along with any associated usability implications. Soil/sediments, solids and tissues are reported on a dry weight basis unless otherwise noted. Definitions of all data qualifiers and acronyms used in this report are provided in the Glossary located at the back of the report.

In reference to questions H (CAM) or 4 (RCP) when "NO" is checked, the performance criteria for CAM and RCP methods allow for some quality control failures to occur and still be within method compliance. In these instances the specific failure is not narrated but noted in the associated QC table. The information is also incorporated in the Data Usability format of our Data Merger tool where it can be reviewed along with any associated usability implications.

Please see the associated ADEx data file for a comparison of laboratory reporting limits that were achieved with the regulatory Numerical Standards requested on the Chain of Custody.

HOLD POLICY
For samples submitted on hold, Alpha's policy is to hold samples (with the exception of Air canisters) free of charge for 21 calendar days from the date the project is completed. After 21 calendar days, we will dispose of all samples submitted including those put on hold unless you have contacted your Client Service Representative and made arrangements for Alpha to continue to hold the samples. Air canisters will be disposed after 3 business days from the date the project is completed.

Please contact Client Services at 800-624-9220 with any questions.

Project Name: 1111 ELMWOOD AVE. **Lab Number:** L1803048
Project Number: 0369-018-001-003 **Report Date:** 02/02/18

Case Narrative (continued)

Report Submission

All non-detect (ND) or estimated concentrations (J-qualified) have been quantitated to the limit noted in the MDL column.

Sample Receipt

L1803048-14: The sample was originally received without the container for Total Metals analysis. Sample volume from another jar was utilized for this analysis. A sample container for the Total Metals analysis was received January 29, 2018 and was placed on hold (L1803048-20).

Volatile Organics

The WG1085549-5 Method Blank, associated with L1803048-02, -05, -06, -13, -14, and -17, has a concentration above the reporting limit for bromomethane. Since the samples were non-detect to the RL for this target analyte, no further actions were taken. The results of the original analysis are reported.

Total Metals

L1803048-01 through -19: The sample has elevated detection limits for all elements, with the exception of mercury, due to the dilution required by matrix interferences encountered during analysis.

The WG1084839-3/-4 MS/MSD recoveries for aluminum (392%/360%), calcium (MS 254%), iron (331%/343%), magnesium (66%/57%), and manganese (MSD 130%), performed on L1803048-02, do not apply because the sample concentrations are greater than four times the spike amounts added.

The WG1084839-3/-4 MS/MSD recoveries, performed on L1803048-02, are outside the acceptance criteria for antimony (67%/72%), cobalt (74%/72%), lead (MSD 73%), nickel (MSD 72%), thallium (60%/58%), and zinc (MSD 67%). A post digestion spike was performed and yielded unacceptable recoveries for cobalt (77%), nickel (76%), thallium (68%), and zinc (78%); all other compounds were within acceptance criteria. This has been attributed to sample matrix.

The WG1084891-3/-4 MS/MSD recoveries, performed on L1803048-02, are outside the acceptance criteria for mercury (128%/123%). A post digestion spike was performed and was within acceptance criteria.

I, the undersigned, attest under the pains and penalties of perjury that, to the best of my knowledge and belief and based upon my personal inquiry of those responsible for providing the information contained in this analytical report, such information is accurate and complete. This certificate of analysis is not complete unless this page accompanies any and all pages of this report.

Authorized Signature: Kelly Stenstrom

Title: Technical Director/Representative Date: 02/02/18

ORGANICS

VOLATILES

Project Name: 1111 ELMWOOD AVE.
Project Number: 0369-018-001-003
Lab Number: L1803048
Report Date: 02/02/18

SAMPLE RESULTS

Lab ID: L1803048-02
Client ID: RI-TP-1 (9.5-11.5)
Sample Location: BUFFALO, NY
Sample Depth:
Matrix: Soil
Analytical Method: 1,8260C
Analytical Date: 01/31/18 10:52
Analyst: MV
Percent Solids: 86%

Date Collected: 01/26/18 09:00
Date Received: 01/26/18
Field Prep: Not Specified

Parameter	Result	Qualifier	Units	RL	MDL	Dilution Factor
Volatile Organics by 8260/5035 - Westborough Lab						
Methylene chloride	ND		ug/kg	9.0	1.5	1
1,1-Dichloroethane	ND		ug/kg	1.3	0.24	1
Chloroform	ND		ug/kg	1.3	0.33	1
Carbon tetrachloride	ND		ug/kg	0.90	0.31	1
1,2-Dichloropropane	ND		ug/kg	3.1	0.20	1
Dibromochloromethane	ND		ug/kg	0.90	0.16	1
1,1,2-Trichloroethane	ND		ug/kg	1.3	0.28	1
Tetrachloroethene	0.78	J	ug/kg	0.90	0.27	1
Chlorobenzene	ND		ug/kg	0.90	0.31	1
Trichlorofluoromethane	ND		ug/kg	4.5	0.37	1
1,2-Dichloroethane	ND		ug/kg	0.90	0.22	1
1,1,1-Trichloroethane	ND		ug/kg	0.90	0.31	1
Bromodichloromethane	ND		ug/kg	0.90	0.28	1
trans-1,3-Dichloropropene	ND		ug/kg	0.90	0.19	1
cis-1,3-Dichloropropene	ND		ug/kg	0.90	0.21	1
Bromoform	ND		ug/kg	3.6	0.21	1
1,1,2,2-Tetrachloroethane	ND		ug/kg	0.90	0.27	1
Benzene	ND		ug/kg	0.90	0.17	1
Toluene	ND		ug/kg	1.3	0.17	1
Ethylbenzene	ND		ug/kg	0.90	0.15	1
Chloromethane	ND		ug/kg	4.5	0.39	1
Bromomethane	ND		ug/kg	1.8	0.30	1
Vinyl chloride	ND		ug/kg	1.8	0.28	1
Chloroethane	ND		ug/kg	1.8	0.28	1
1,1-Dichloroethene	ND		ug/kg	0.90	0.33	1
trans-1,2-Dichloroethene	ND		ug/kg	1.3	0.22	1
Trichloroethene	ND		ug/kg	0.90	0.27	1
1,2-Dichlorobenzene	ND		ug/kg	4.5	0.16	1
1,3-Dichlorobenzene	ND		ug/kg	4.5	0.20	1

Project Name: 1111 ELMWOOD AVE. **Lab Number:** L1803048

Project Number: 0369-018-001-003 **Report Date:** 02/02/18

SAMPLE RESULTS

Lab ID: L1803048-02 Date Collected: 01/26/18 09:00

Client ID: RI-TP-1 (9.5-11.5) Date Received: 01/26/18

Sample Location: BUFFALO, NY Field Prep: Not Specified

Sample Depth:

Parameter	Result	Qualifier	Units	RL	MDL	Dilution Factor
Volatile Organics by 8260/5035 - Westborough Lab						
1,4-Dichlorobenzene	ND		ug/kg	4.5	0.16	1
Methyl tert butyl ether	ND		ug/kg	1.8	0.14	1
p/m-Xylene	ND		ug/kg	1.8	0.31	1
o-Xylene	ND		ug/kg	1.8	0.30	1
cis-1,2-Dichloroethene	ND		ug/kg	0.90	0.31	1
Styrene	ND		ug/kg	1.8	0.36	1
Dichlorodifluoromethane	ND		ug/kg	9.0	0.45	1
Acetone	ND		ug/kg	9.0	2.0	1
Carbon disulfide	ND		ug/kg	9.0	0.99	1
2-Butanone	ND		ug/kg	9.0	0.62	1
4-Methyl-2-pentanone	ND		ug/kg	9.0	0.22	1
2-Hexanone	ND		ug/kg	9.0	0.60	1
Bromochloromethane	ND		ug/kg	4.5	0.32	1
1,2-Dibromoethane	ND		ug/kg	3.6	0.18	1
n-Butylbenzene	ND		ug/kg	0.90	0.20	1
sec-Butylbenzene	ND		ug/kg	0.90	0.19	1
1,2-Dibromo-3-chloropropane	ND		ug/kg	4.5	0.36	1
Isopropylbenzene	ND		ug/kg	0.90	0.17	1
p-Isopropyltoluene	ND		ug/kg	0.90	0.18	1
n-Propylbenzene	ND		ug/kg	0.90	0.19	1
1,2,3-Trichlorobenzene	ND		ug/kg	4.5	0.22	1
1,2,4-Trichlorobenzene	ND		ug/kg	4.5	0.19	1
1,3,5-Trimethylbenzene	ND		ug/kg	4.5	0.14	1
1,2,4-Trimethylbenzene	ND		ug/kg	4.5	0.17	1
Methyl Acetate	ND		ug/kg	18	0.42	1
Cyclohexane	ND		ug/kg	18	0.39	1
1,4-Dioxane	ND		ug/kg	36	13.	1
Freon-113	ND		ug/kg	18	0.46	1
Methyl cyclohexane	ND		ug/kg	3.6	0.22	1

Surrogate	% Recovery	Qualifier	Acceptance Criteria
1,2-Dichloroethane-d4	98		70-130
Toluene-d8	108		70-130
4-Bromofluorobenzene	97		70-130
Dibromofluoromethane	99		70-130

Project Name: 1111 ELMWOOD AVE. **Lab Number:** L1803048

Project Number: 0369-018-001-003 **Report Date:** 02/02/18

SAMPLE RESULTS

Lab ID: L1803048-05
Client ID: RI-TP-3 (3.5-5.5)
Sample Location: BUFFALO, NY
Sample Depth:
Matrix: Soil
Analytical Method: 1,8260C
Analytical Date: 01/31/18 13:56
Analyst: AD
Percent Solids: 75%

Date Collected: 01/26/18 10:12
Date Received: 01/26/18
Field Prep: Not Specified

Parameter	Result	Qualifier	Units	RL	MDL	Dilution Factor
Volatile Organics by 8260/5035 - Westborough Lab						
Methylene chloride	ND		ug/kg	13	2.1	1
1,1-Dichloroethane	ND		ug/kg	1.9	0.35	1
Chloroform	ND		ug/kg	1.9	0.48	1
Carbon tetrachloride	ND		ug/kg	1.3	0.44	1
1,2-Dichloropropane	ND		ug/kg	4.5	0.29	1
Dibromochloromethane	ND		ug/kg	1.3	0.23	1
1,1,2-Trichloroethane	ND		ug/kg	1.9	0.40	1
Tetrachloroethene	0.74	J	ug/kg	1.3	0.39	1
Chlorobenzene	ND		ug/kg	1.3	0.45	1
Trichlorofluoromethane	ND		ug/kg	6.4	0.54	1
1,2-Dichloroethane	ND		ug/kg	1.3	0.32	1
1,1,1-Trichloroethane	ND		ug/kg	1.3	0.45	1
Bromodichloromethane	ND		ug/kg	1.3	0.40	1
trans-1,3-Dichloropropene	ND		ug/kg	1.3	0.27	1
cis-1,3-Dichloropropene	ND		ug/kg	1.3	0.30	1
Bromoform	ND		ug/kg	5.2	0.30	1
1,1,2,2-Tetrachloroethane	ND		ug/kg	1.3	0.38	1
Benzene	ND		ug/kg	1.3	0.25	1
Toluene	ND		ug/kg	1.9	0.25	1
Ethylbenzene	ND		ug/kg	1.3	0.22	1
Chloromethane	ND		ug/kg	6.4	0.56	1
Bromomethane	ND		ug/kg	2.6	0.44	1
Vinyl chloride	ND		ug/kg	2.6	0.41	1
Chloroethane	ND		ug/kg	2.6	0.41	1
1,1-Dichloroethene	ND		ug/kg	1.3	0.48	1
trans-1,2-Dichloroethene	ND		ug/kg	1.9	0.31	1
Trichloroethene	ND		ug/kg	1.3	0.39	1
1,2-Dichlorobenzene	ND		ug/kg	6.4	0.23	1
1,3-Dichlorobenzene	ND		ug/kg	6.4	0.28	1

Project Name: 1111 ELMWOOD AVE. **Lab Number:** L1803048

Project Number: 0369-018-001-003 **Report Date:** 02/02/18

SAMPLE RESULTS

Lab ID: L1803048-05 Date Collected: 01/26/18 10:12
Client ID: RI-TP-3 (3.5-5.5) Date Received: 01/26/18
Sample Location: BUFFALO, NY Field Prep: Not Specified
Sample Depth:

Parameter	Result	Qualifier	Units	RL	MDL	Dilution Factor
Volatile Organics by 8260/5035 - Westborough Lab						
1,4-Dichlorobenzene	ND		ug/kg	6.4	0.23	1
Methyl tert butyl ether	ND		ug/kg	2.6	0.20	1
p/m-Xylene	ND		ug/kg	2.6	0.45	1
o-Xylene	ND		ug/kg	2.6	0.44	1
cis-1,2-Dichloroethene	ND		ug/kg	1.3	0.44	1
Styrene	ND		ug/kg	2.6	0.52	1
Dichlorodifluoromethane	ND		ug/kg	13	0.64	1
Acetone	4.3	J	ug/kg	13	3.0	1
Carbon disulfide	ND		ug/kg	13	1.4	1
2-Butanone	ND		ug/kg	13	0.89	1
4-Methyl-2-pentanone	ND		ug/kg	13	0.31	1
2-Hexanone	ND		ug/kg	13	0.86	1
Bromochloromethane	ND		ug/kg	6.4	0.46	1
1,2-Dibromoethane	ND		ug/kg	5.2	0.26	1
n-Butylbenzene	ND		ug/kg	1.3	0.29	1
sec-Butylbenzene	ND		ug/kg	1.3	0.28	1
1,2-Dibromo-3-chloropropane	ND		ug/kg	6.4	0.51	1
Isopropylbenzene	ND		ug/kg	1.3	0.25	1
p-Isopropyltoluene	ND		ug/kg	1.3	0.26	1
n-Propylbenzene	ND		ug/kg	1.3	0.28	1
1,2,3-Trichlorobenzene	ND		ug/kg	6.4	0.32	1
1,2,4-Trichlorobenzene	ND		ug/kg	6.4	0.28	1
1,3,5-Trimethylbenzene	ND		ug/kg	6.4	0.21	1
1,2,4-Trimethylbenzene	ND		ug/kg	6.4	0.24	1
Methyl Acetate	ND		ug/kg	26	0.60	1
Cyclohexane	ND		ug/kg	26	0.56	1
1,4-Dioxane	ND		ug/kg	52	18.	1
Freon-113	ND		ug/kg	26	0.66	1
Methyl cyclohexane	ND		ug/kg	5.2	0.31	1

Surrogate	% Recovery	Qualifier	Acceptance Criteria
1,2-Dichloroethane-d4	97		70-130
Toluene-d8	110		70-130
4-Bromofluorobenzene	97		70-130
Dibromofluoromethane	99		70-130

Project Name: 1111 ELMWOOD AVE. **Lab Number:** L1803048

Project Number: 0369-018-001-003 **Report Date:** 02/02/18

SAMPLE RESULTS

Lab ID: L1803048-06
Client ID: BLIND DUP #1
Sample Location: BUFFALO, NY
Sample Depth:
Matrix: Soil
Analytical Method: 1,8260C
Analytical Date: 01/31/18 14:22
Analyst: AD
Percent Solids: 76%

Date Collected: 01/26/18 12:00
Date Received: 01/26/18
Field Prep: Not Specified

Parameter	Result	Qualifier	Units	RL	MDL	Dilution Factor
Volatile Organics by 8260/5035 - Westborough Lab						
Methylene chloride	ND		ug/kg	13	2.2	1
1,1-Dichloroethane	ND		ug/kg	2.0	0.36	1
Chloroform	ND		ug/kg	2.0	0.49	1
Carbon tetrachloride	ND		ug/kg	1.3	0.45	1
1,2-Dichloropropane	ND		ug/kg	4.6	0.30	1
Dibromochloromethane	ND		ug/kg	1.3	0.23	1
1,1,2-Trichloroethane	ND		ug/kg	2.0	0.41	1
Tetrachloroethene	0.67	J	ug/kg	1.3	0.40	1
Chlorobenzene	ND		ug/kg	1.3	0.46	1
Trichlorofluoromethane	ND		ug/kg	6.6	0.55	1
1,2-Dichloroethane	ND		ug/kg	1.3	0.32	1
1,1,1-Trichloroethane	ND		ug/kg	1.3	0.46	1
Bromodichloromethane	ND		ug/kg	1.3	0.40	1
trans-1,3-Dichloropropene	ND		ug/kg	1.3	0.27	1
cis-1,3-Dichloropropene	ND		ug/kg	1.3	0.30	1
Bromoform	ND		ug/kg	5.3	0.31	1
1,1,2,2-Tetrachloroethane	ND		ug/kg	1.3	0.39	1
Benzene	ND		ug/kg	1.3	0.25	1
Toluene	ND		ug/kg	2.0	0.26	1
Ethylbenzene	ND		ug/kg	1.3	0.22	1
Chloromethane	ND		ug/kg	6.6	0.57	1
Bromomethane	ND		ug/kg	2.6	0.44	1
Vinyl chloride	ND		ug/kg	2.6	0.41	1
Chloroethane	ND		ug/kg	2.6	0.42	1
1,1-Dichloroethene	ND		ug/kg	1.3	0.49	1
trans-1,2-Dichloroethene	ND		ug/kg	2.0	0.32	1
Trichloroethene	ND		ug/kg	1.3	0.40	1
1,2-Dichlorobenzene	ND		ug/kg	6.6	0.24	1
1,3-Dichlorobenzene	ND		ug/kg	6.6	0.29	1

Project Name: 1111 ELMWOOD AVE. **Lab Number:** L1803048

Project Number: 0369-018-001-003 **Report Date:** 02/02/18

SAMPLE RESULTS

Lab ID: L1803048-06 Date Collected: 01/26/18 12:00
Client ID: BLIND DUP #1 Date Received: 01/26/18
Sample Location: BUFFALO, NY Field Prep: Not Specified
Sample Depth:

Parameter	Result	Qualifier	Units	RL	MDL	Dilution Factor
Volatile Organics by 8260/5035 - Westborough Lab						
1,4-Dichlorobenzene	ND		ug/kg	6.6	0.24	1
Methyl tert butyl ether	ND		ug/kg	2.6	0.20	1
p/m-Xylene	ND		ug/kg	2.6	0.46	1
o-Xylene	ND		ug/kg	2.6	0.44	1
cis-1,2-Dichloroethene	ND		ug/kg	1.3	0.45	1
Styrene	ND		ug/kg	2.6	0.53	1
Dichlorodifluoromethane	ND		ug/kg	13	0.66	1
Acetone	7.4	J	ug/kg	13	3.0	1
Carbon disulfide	ND		ug/kg	13	1.4	1
2-Butanone	ND		ug/kg	13	0.91	1
4-Methyl-2-pentanone	ND		ug/kg	13	0.32	1
2-Hexanone	ND		ug/kg	13	0.88	1
Bromochloromethane	ND		ug/kg	6.6	0.47	1
1,2-Dibromoethane	ND		ug/kg	5.3	0.26	1
n-Butylbenzene	ND		ug/kg	1.3	0.30	1
sec-Butylbenzene	ND		ug/kg	1.3	0.28	1
1,2-Dibromo-3-chloropropane	ND		ug/kg	6.6	0.52	1
Isopropylbenzene	ND		ug/kg	1.3	0.26	1
p-Isopropyltoluene	ND		ug/kg	1.3	0.26	1
n-Propylbenzene	ND		ug/kg	1.3	0.28	1
1,2,3-Trichlorobenzene	ND		ug/kg	6.6	0.33	1
1,2,4-Trichlorobenzene	ND		ug/kg	6.6	0.28	1
1,3,5-Trimethylbenzene	ND		ug/kg	6.6	0.21	1
1,2,4-Trimethylbenzene	ND		ug/kg	6.6	0.24	1
Methyl Acetate	ND		ug/kg	26	0.61	1
Cyclohexane	ND		ug/kg	26	0.57	1
1,4-Dioxane	ND		ug/kg	53	19.	1
Freon-113	ND		ug/kg	26	0.68	1
Methyl cyclohexane	ND		ug/kg	5.3	0.32	1

Surrogate	% Recovery	Qualifier	Acceptance Criteria
1,2-Dichloroethane-d4	97		70-130
Toluene-d8	110		70-130
4-Bromofluorobenzene	97		70-130
Dibromofluoromethane	99		70-130

Project Name: 1111 ELMWOOD AVE. **Lab Number:** L1803048

Project Number: 0369-018-001-003 **Report Date:** 02/02/18

SAMPLE RESULTS

Lab ID: L1803048-13
Client ID: RI-TP-7 (8-10)
Sample Location: BUFFALO, NY
Sample Depth:
Matrix: Soil
Analytical Method: 1,8260C
Analytical Date: 01/31/18 14:48
Analyst: AD
Percent Solids: 86%

Date Collected: 01/26/18 12:22
Date Received: 01/26/18
Field Prep: Not Specified

Parameter	Result	Qualifier	Units	RL	MDL	Dilution Factor
Volatile Organics by 8260/5035 - Westborough Lab						
Methylene chloride	ND		ug/kg	14	2.4	1
1,1-Dichloroethane	ND		ug/kg	2.1	0.38	1
Chloroform	ND		ug/kg	2.1	0.53	1
Carbon tetrachloride	ND		ug/kg	1.4	0.49	1
1,2-Dichloropropane	ND		ug/kg	5.0	0.32	1
Dibromochloromethane	ND		ug/kg	1.4	0.25	1
1,1,2-Trichloroethane	ND		ug/kg	2.1	0.44	1
Tetrachloroethene	0.60	J	ug/kg	1.4	0.43	1
Chlorobenzene	ND		ug/kg	1.4	0.50	1
Trichlorofluoromethane	ND		ug/kg	7.1	0.59	1
1,2-Dichloroethane	ND		ug/kg	1.4	0.35	1
1,1,1-Trichloroethane	ND		ug/kg	1.4	0.50	1
Bromodichloromethane	ND		ug/kg	1.4	0.44	1
trans-1,3-Dichloropropene	ND		ug/kg	1.4	0.30	1
cis-1,3-Dichloropropene	ND		ug/kg	1.4	0.33	1
Bromoform	ND		ug/kg	5.7	0.34	1
1,1,2,2-Tetrachloroethane	ND		ug/kg	1.4	0.42	1
Benzene	ND		ug/kg	1.4	0.27	1
Toluene	ND		ug/kg	2.1	0.28	1
Ethylbenzene	ND		ug/kg	1.4	0.24	1
Chloromethane	ND		ug/kg	7.1	0.62	1
Bromomethane	ND		ug/kg	2.8	0.48	1
Vinyl chloride	ND		ug/kg	2.8	0.45	1
Chloroethane	ND		ug/kg	2.8	0.45	1
1,1-Dichloroethene	ND		ug/kg	1.4	0.53	1
trans-1,2-Dichloroethene	ND		ug/kg	2.1	0.34	1
Trichloroethene	ND		ug/kg	1.4	0.43	1
1,2-Dichlorobenzene	ND		ug/kg	7.1	0.26	1
1,3-Dichlorobenzene	ND		ug/kg	7.1	0.31	1

Project Name: 1111 ELMWOOD AVE. **Lab Number:** L1803048

Project Number: 0369-018-001-003 **Report Date:** 02/02/18

SAMPLE RESULTS

Lab ID: L1803048-13 Date Collected: 01/26/18 12:22

Client ID: RI-TP-7 (8-10) Date Received: 01/26/18

Sample Location: BUFFALO, NY Field Prep: Not Specified

Sample Depth:

Parameter	Result	Qualifier	Units	RL	MDL	Dilution Factor
Volatile Organics by 8260/5035 - Westborough Lab						
1,4-Dichlorobenzene	ND		ug/kg	7.1	0.26	1
Methyl tert butyl ether	ND		ug/kg	2.8	0.22	1
p/m-Xylene	ND		ug/kg	2.8	0.50	1
o-Xylene	ND		ug/kg	2.8	0.48	1
cis-1,2-Dichloroethene	ND		ug/kg	1.4	0.49	1
Styrene	ND		ug/kg	2.8	0.57	1
Dichlorodifluoromethane	ND		ug/kg	14	0.71	1
Acetone	5.3	J	ug/kg	14	3.3	1
Carbon disulfide	ND		ug/kg	14	1.6	1
2-Butanone	ND		ug/kg	14	0.98	1
4-Methyl-2-pentanone	ND		ug/kg	14	0.35	1
2-Hexanone	ND		ug/kg	14	0.95	1
Bromochloromethane	ND		ug/kg	7.1	0.51	1
1,2-Dibromoethane	ND		ug/kg	5.7	0.28	1
n-Butylbenzene	ND		ug/kg	1.4	0.32	1
sec-Butylbenzene	ND		ug/kg	1.4	0.31	1
1,2-Dibromo-3-chloropropane	ND		ug/kg	7.1	0.56	1
Isopropylbenzene	ND		ug/kg	1.4	0.28	1
p-Isopropyltoluene	ND		ug/kg	1.4	0.29	1
n-Propylbenzene	ND		ug/kg	1.4	0.31	1
1,2,3-Trichlorobenzene	ND		ug/kg	7.1	0.36	1
1,2,4-Trichlorobenzene	ND		ug/kg	7.1	0.31	1
1,3,5-Trimethylbenzene	ND		ug/kg	7.1	0.23	1
1,2,4-Trimethylbenzene	ND		ug/kg	7.1	0.26	1
Methyl Acetate	ND		ug/kg	28	0.66	1
Cyclohexane	ND		ug/kg	28	0.62	1
1,4-Dioxane	ND		ug/kg	57	20.	1
Freon-113	ND		ug/kg	28	0.73	1
Methyl cyclohexane	ND		ug/kg	5.7	0.34	1

Surrogate	% Recovery	Qualifier	Acceptance Criteria
1,2-Dichloroethane-d4	96		70-130
Toluene-d8	110		70-130
4-Bromofluorobenzene	95		70-130
Dibromofluoromethane	98		70-130

Project Name: 1111 ELMWOOD AVE. **Lab Number:** L1803048

Project Number: 0369-018-001-003 **Report Date:** 02/02/18

SAMPLE RESULTS

Lab ID: L1803048-14
Client ID: RI-TP-9 (6.5-8.5)
Sample Location: BUFFALO, NY
Sample Depth:
Matrix: Soil
Analytical Method: 1,8260C
Analytical Date: 01/31/18 15:14
Analyst: AD
Percent Solids: 66%

Date Collected: 01/26/18 14:23
Date Received: 01/26/18
Field Prep: Not Specified

Parameter	Result	Qualifier	Units	RL	MDL	Dilution Factor
Volatile Organics by 8260/5035 - Westborough Lab						
Methylene chloride	ND		ug/kg	18	3.0	1
1,1-Dichloroethane	ND		ug/kg	2.8	0.50	1
Chloroform	ND		ug/kg	2.8	0.68	1
Carbon tetrachloride	ND		ug/kg	1.8	0.63	1
1,2-Dichloropropane	ND		ug/kg	6.4	0.42	1
Dibromochloromethane	ND		ug/kg	1.8	0.32	1
1,1,2-Trichloroethane	ND		ug/kg	2.8	0.57	1
Tetrachloroethene	1.0	J	ug/kg	1.8	0.55	1
Chlorobenzene	ND		ug/kg	1.8	0.64	1
Trichlorofluoromethane	ND		ug/kg	9.2	0.76	1
1,2-Dichloroethane	ND		ug/kg	1.8	0.45	1
1,1,1-Trichloroethane	ND		ug/kg	1.8	0.64	1
Bromodichloromethane	ND		ug/kg	1.8	0.56	1
trans-1,3-Dichloropropene	ND		ug/kg	1.8	0.38	1
cis-1,3-Dichloropropene	ND		ug/kg	1.8	0.42	1
Bromoform	ND		ug/kg	7.3	0.44	1
1,1,2,2-Tetrachloroethane	ND		ug/kg	1.8	0.55	1
Benzene	ND		ug/kg	1.8	0.35	1
Toluene	ND		ug/kg	2.8	0.36	1
Ethylbenzene	ND		ug/kg	1.8	0.31	1
Chloromethane	ND		ug/kg	9.2	0.80	1
Bromomethane	ND		ug/kg	3.7	0.62	1
Vinyl chloride	ND		ug/kg	3.7	0.58	1
Chloroethane	ND		ug/kg	3.7	0.58	1
1,1-Dichloroethene	ND		ug/kg	1.8	0.68	1
trans-1,2-Dichloroethene	ND		ug/kg	2.8	0.44	1
Trichloroethene	ND		ug/kg	1.8	0.55	1
1,2-Dichlorobenzene	ND		ug/kg	9.2	0.33	1
1,3-Dichlorobenzene	ND		ug/kg	9.2	0.40	1

Project Name: 1111 ELMWOOD AVE. **Lab Number:** L1803048

Project Number: 0369-018-001-003 **Report Date:** 02/02/18

SAMPLE RESULTS

Lab ID: L1803048-14 Date Collected: 01/26/18 14:23

Client ID: RI-TP-9 (6.5-8.5) Date Received: 01/26/18

Sample Location: BUFFALO, NY Field Prep: Not Specified

Sample Depth:

Parameter	Result	Qualifier	Units	RL	MDL	Dilution Factor
Volatile Organics by 8260/5035 - Westborough Lab						
1,4-Dichlorobenzene	ND		ug/kg	9.2	0.33	1
Methyl tert butyl ether	ND		ug/kg	3.7	0.28	1
p/m-Xylene	ND		ug/kg	3.7	0.64	1
o-Xylene	ND		ug/kg	3.7	0.62	1
cis-1,2-Dichloroethene	ND		ug/kg	1.8	0.63	1
Styrene	ND		ug/kg	3.7	0.74	1
Dichlorodifluoromethane	ND		ug/kg	18	0.92	1
Acetone	89		ug/kg	18	4.2	1
Carbon disulfide	ND		ug/kg	18	2.0	1
2-Butanone	19		ug/kg	18	1.3	1
4-Methyl-2-pentanone	ND		ug/kg	18	0.45	1
2-Hexanone	ND		ug/kg	18	1.2	1
Bromochloromethane	ND		ug/kg	9.2	0.66	1
1,2-Dibromoethane	ND		ug/kg	7.3	0.36	1
n-Butylbenzene	ND		ug/kg	1.8	0.42	1
sec-Butylbenzene	ND		ug/kg	1.8	0.40	1
1,2-Dibromo-3-chloropropane	ND		ug/kg	9.2	0.73	1
Isopropylbenzene	ND		ug/kg	1.8	0.36	1
p-Isopropyltoluene	ND		ug/kg	1.8	0.37	1
n-Propylbenzene	ND		ug/kg	1.8	0.39	1
1,2,3-Trichlorobenzene	ND		ug/kg	9.2	0.46	1
1,2,4-Trichlorobenzene	ND		ug/kg	9.2	0.39	1
1,3,5-Trimethylbenzene	ND		ug/kg	9.2	0.30	1
1,2,4-Trimethylbenzene	ND		ug/kg	9.2	0.34	1
Methyl Acetate	ND		ug/kg	37	0.85	1
Cyclohexane	ND		ug/kg	37	0.80	1
1,4-Dioxane	ND		ug/kg	73	26.	1
Freon-113	ND		ug/kg	37	0.94	1
Methyl cyclohexane	ND		ug/kg	7.3	0.44	1

Surrogate	% Recovery	Qualifier	Acceptance Criteria
1,2-Dichloroethane-d4	92		70-130
Toluene-d8	119		70-130
4-Bromofluorobenzene	112		70-130
Dibromofluoromethane	99		70-130

Project Name: 1111 ELMWOOD AVE. **Lab Number:** L1803048

Project Number: 0369-018-001-003 **Report Date:** 02/02/18

SAMPLE RESULTS

Lab ID: L1803048-17
Client ID: RI-TP-11 (12-14.5)
Sample Location: BUFFALO, NY
Sample Depth:
Matrix: Soil
Analytical Method: 1,8260C
Analytical Date: 01/31/18 15:40
Analyst: AD
Percent Solids: 86%

Date Collected: 01/26/18 13:33
Date Received: 01/26/18
Field Prep: Not Specified

Parameter	Result	Qualifier	Units	RL	MDL	Dilution Factor
Volatile Organics by 8260/5035 - Westborough Lab						
Methylene chloride	ND		ug/kg	11	1.9	1
1,1-Dichloroethane	ND		ug/kg	1.7	0.31	1
Chloroform	ND		ug/kg	1.7	0.42	1
Carbon tetrachloride	ND		ug/kg	1.1	0.39	1
1,2-Dichloropropane	ND		ug/kg	4.0	0.26	1
Dibromochloromethane	ND		ug/kg	1.1	0.20	1
1,1,2-Trichloroethane	ND		ug/kg	1.7	0.36	1
Tetrachloroethene	0.58	J	ug/kg	1.1	0.34	1
Chlorobenzene	ND		ug/kg	1.1	0.40	1
Trichlorofluoromethane	ND		ug/kg	5.7	0.48	1
1,2-Dichloroethane	ND		ug/kg	1.1	0.28	1
1,1,1-Trichloroethane	ND		ug/kg	1.1	0.40	1
Bromodichloromethane	ND		ug/kg	1.1	0.35	1
trans-1,3-Dichloropropene	ND		ug/kg	1.1	0.24	1
cis-1,3-Dichloropropene	ND		ug/kg	1.1	0.26	1
Bromoform	ND		ug/kg	4.6	0.27	1
1,1,2,2-Tetrachloroethane	ND		ug/kg	1.1	0.34	1
Benzene	ND		ug/kg	1.1	0.22	1
Toluene	ND		ug/kg	1.7	0.22	1
Ethylbenzene	ND		ug/kg	1.1	0.19	1
Chloromethane	ND		ug/kg	5.7	0.50	1
Bromomethane	ND		ug/kg	2.3	0.38	1
Vinyl chloride	ND		ug/kg	2.3	0.36	1
Chloroethane	ND		ug/kg	2.3	0.36	1
1,1-Dichloroethene	ND		ug/kg	1.1	0.42	1
trans-1,2-Dichloroethene	ND		ug/kg	1.7	0.27	1
Trichloroethene	ND		ug/kg	1.1	0.34	1
1,2-Dichlorobenzene	ND		ug/kg	5.7	0.21	1
1,3-Dichlorobenzene	ND		ug/kg	5.7	0.25	1

Project Name: 1111 ELMWOOD AVE. **Lab Number:** L1803048

Project Number: 0369-018-001-003 **Report Date:** 02/02/18

SAMPLE RESULTS

Lab ID: L1803048-17 Date Collected: 01/26/18 13:33

Client ID: RI-TP-11 (12-14.5) Date Received: 01/26/18

Sample Location: BUFFALO, NY Field Prep: Not Specified

Sample Depth:

Parameter	Result	Qualifier	Units	RL	MDL	Dilution Factor
Volatile Organics by 8260/5035 - Westborough Lab						
1,4-Dichlorobenzene	ND		ug/kg	5.7	0.21	1
Methyl tert butyl ether	ND		ug/kg	2.3	0.17	1
p/m-Xylene	ND		ug/kg	2.3	0.40	1
o-Xylene	ND		ug/kg	2.3	0.38	1
cis-1,2-Dichloroethene	ND		ug/kg	1.1	0.39	1
Styrene	ND		ug/kg	2.3	0.46	1
Dichlorodifluoromethane	ND		ug/kg	11	0.57	1
Acetone	3.2	J	ug/kg	11	2.6	1
Carbon disulfide	ND		ug/kg	11	1.2	1
2-Butanone	ND		ug/kg	11	0.79	1
4-Methyl-2-pentanone	ND		ug/kg	11	0.28	1
2-Hexanone	ND		ug/kg	11	0.76	1
Bromochloromethane	ND		ug/kg	5.7	0.41	1
1,2-Dibromoethane	ND		ug/kg	4.6	0.23	1
n-Butylbenzene	ND		ug/kg	1.1	0.26	1
sec-Butylbenzene	ND		ug/kg	1.1	0.25	1
1,2-Dibromo-3-chloropropane	ND		ug/kg	5.7	0.45	1
Isopropylbenzene	ND		ug/kg	1.1	0.22	1
p-Isopropyltoluene	ND		ug/kg	1.1	0.23	1
n-Propylbenzene	ND		ug/kg	1.1	0.24	1
1,2,3-Trichlorobenzene	ND		ug/kg	5.7	0.29	1
1,2,4-Trichlorobenzene	ND		ug/kg	5.7	0.24	1
1,3,5-Trimethylbenzene	ND		ug/kg	5.7	0.18	1
1,2,4-Trimethylbenzene	ND		ug/kg	5.7	0.21	1
Methyl Acetate	ND		ug/kg	23	0.53	1
Cyclohexane	ND		ug/kg	23	0.49	1
1,4-Dioxane	ND		ug/kg	46	16.	1
Freon-113	ND		ug/kg	23	0.58	1
Methyl cyclohexane	ND		ug/kg	4.6	0.27	1

Surrogate	% Recovery	Qualifier	Acceptance Criteria
1,2-Dichloroethane-d4	95		70-130
Toluene-d8	109		70-130
4-Bromofluorobenzene	94		70-130
Dibromofluoromethane	98		70-130

Project Name: 1111 ELMWOOD AVE. **Lab Number:** L1803048

Project Number: 0369-018-001-003 **Report Date:** 02/02/18

Method Blank Analysis
Batch Quality Control

Analytical Method: 1,8260C
Analytical Date: 01/31/18 08:15
Analyst: JC

Parameter	Result	Qualifier	Units	RL	MDL
Volatile Organics by 8260/5035 - Westborough Lab for sample(s): 02,05-06,13-14,17 Batch: WG1085549-5					
Methylene chloride	ND		ug/kg	10	1.6
1,1-Dichloroethane	ND		ug/kg	1.5	0.27
Chloroform	ND		ug/kg	1.5	0.37
Carbon tetrachloride	ND		ug/kg	1.0	0.34
1,2-Dichloropropane	ND		ug/kg	3.5	0.23
Dibromochloromethane	ND		ug/kg	1.0	0.18
1,1,2-Trichloroethane	ND		ug/kg	1.5	0.31
Tetrachloroethene	ND		ug/kg	1.0	0.30
Chlorobenzene	ND		ug/kg	1.0	0.35
Trichlorofluoromethane	ND		ug/kg	5.0	0.42
1,2-Dichloroethane	ND		ug/kg	1.0	0.25
1,1,1-Trichloroethane	ND		ug/kg	1.0	0.35
Bromodichloromethane	ND		ug/kg	1.0	0.31
trans-1,3-Dichloropropene	ND		ug/kg	1.0	0.21
cis-1,3-Dichloropropene	ND		ug/kg	1.0	0.23
Bromoform	ND		ug/kg	4.0	0.24
1,1,2,2-Tetrachloroethane	ND		ug/kg	1.0	0.30
Benzene	ND		ug/kg	1.0	0.19
Toluene	ND		ug/kg	1.5	0.20
Ethylbenzene	ND		ug/kg	1.0	0.17
Chloromethane	ND		ug/kg	5.0	0.44
Bromomethane	2.6		ug/kg	2.0	0.34
Vinyl chloride	ND		ug/kg	2.0	0.32
Chloroethane	ND		ug/kg	2.0	0.32
1,1-Dichloroethene	ND		ug/kg	1.0	0.37
trans-1,2-Dichloroethene	ND		ug/kg	1.5	0.24
Trichloroethene	ND		ug/kg	1.0	0.30
1,2-Dichlorobenzene	ND		ug/kg	5.0	0.18
1,3-Dichlorobenzene	ND		ug/kg	5.0	0.22

Project Name: 1111 ELMWOOD AVE. **Lab Number:** L1803048

Project Number: 0369-018-001-003 **Report Date:** 02/02/18

Method Blank Analysis
Batch Quality Control

Analytical Method: 1,8260C
Analytical Date: 01/31/18 08:15
Analyst: JC

Parameter	Result	Qualifier	Units	RL	MDL
Volatile Organics by 8260/5035 - Westborough Lab for sample(s): 02,05-06,13-14,17 Batch: WG1085549-5					
1,4-Dichlorobenzene	ND		ug/kg	5.0	0.18
Methyl tert butyl ether	ND		ug/kg	2.0	0.15
p/m-Xylene	ND		ug/kg	2.0	0.35
o-Xylene	ND		ug/kg	2.0	0.34
cis-1,2-Dichloroethene	ND		ug/kg	1.0	0.34
Styrene	ND		ug/kg	2.0	0.40
Dichlorodifluoromethane	ND		ug/kg	10	0.50
Acetone	ND		ug/kg	10	2.3
Carbon disulfide	ND		ug/kg	10	1.1
2-Butanone	ND		ug/kg	10	0.69
4-Methyl-2-pentanone	ND		ug/kg	10	0.24
2-Hexanone	ND		ug/kg	10	0.67
Bromochloromethane	ND		ug/kg	5.0	0.36
1,2-Dibromoethane	ND		ug/kg	4.0	0.20
n-Butylbenzene	ND		ug/kg	1.0	0.23
sec-Butylbenzene	ND		ug/kg	1.0	0.22
1,2-Dibromo-3-chloropropane	ND		ug/kg	5.0	0.40
Isopropylbenzene	ND		ug/kg	1.0	0.19
p-Isopropyltoluene	ND		ug/kg	1.0	0.20
n-Propylbenzene	ND		ug/kg	1.0	0.22
1,2,3-Trichlorobenzene	ND		ug/kg	5.0	0.25
1,2,4-Trichlorobenzene	ND		ug/kg	5.0	0.22
1,3,5-Trimethylbenzene	ND		ug/kg	5.0	0.16
1,2,4-Trimethylbenzene	ND		ug/kg	5.0	0.19
Methyl Acetate	ND		ug/kg	20	0.46
Cyclohexane	ND		ug/kg	20	0.43
1,4-Dioxane	ND		ug/kg	40	14.
Freon-113	ND		ug/kg	20	0.51
Methyl cyclohexane	ND		ug/kg	4.0	0.24

Project Name: 1111 ELMWOOD AVE. **Lab Number:** L1803048

Project Number: 0369-018-001-003 **Report Date:** 02/02/18

Method Blank Analysis
Batch Quality Control

Analytical Method: 1,8260C
Analytical Date: 01/31/18 08:15
Analyst: JC

Parameter	Result	Qualifier	Units	RL	MDL
Volatile Organics by 8260/5035 - Westborough Lab for sample(s): 02,05-06,13-14,17 Batch: WG1085549-5					

Surrogate	%Recovery	Qualifier	Acceptance Criteria
1,2-Dichloroethane-d4	98		70-130
Toluene-d8	107		70-130
4-Bromofluorobenzene	93		70-130
Dibromofluoromethane	99		70-130

Lab Control Sample Analysis
Batch Quality Control

Project Name: 1111 ELMWOOD AVE.
Project Number: 0369-018-001-003

Lab Number: L1803048
Report Date: 02/02/18

Parameter	LCS %Recovery	Qual	LCSD %Recovery	Qual	%Recovery Limits	RPD	Qual	RPD Limits
Volatile Organics by 8260/5035 - Westborough Lab Associated sample(s): 02,05-06,13-14,17 Batch: WG1085549-3 WG1085549-4								
Methylene chloride	107		105		70-130	2		30
1,1-Dichloroethane	96		94		70-130	2		30
Chloroform	92		91		70-130	1		30
Carbon tetrachloride	84		86		70-130	2		30
1,2-Dichloropropane	90		91		70-130	1		30
Dibromochloromethane	96		97		70-130	1		30
1,1,2-Trichloroethane	102		105		70-130	3		30
Tetrachloroethene	98		97		70-130	1		30
Chlorobenzene	96		96		70-130	0		30
Trichlorofluoromethane	120		119		70-139	1		30
1,2-Dichloroethane	86		84		70-130	2		30
1,1,1-Trichloroethane	91		90		70-130	1		30
Bromodichloromethane	86		88		70-130	2		30
trans-1,3-Dichloropropene	102		105		70-130	3		30
cis-1,3-Dichloropropene	90		91		70-130	1		30
Bromoform	96		101		70-130	5		30
1,1,2,2-Tetrachloroethane	107		111		70-130	4		30
Benzene	88		87		70-130	1		30
Toluene	100		98		70-130	2		30
Ethylbenzene	95		95		70-130	0		30
Chloromethane	106		97		52-130	9		30
Bromomethane	133		126		57-147	5		30
Vinyl chloride	125		119		67-130	5		30

Lab Control Sample Analysis

Batch Quality Control

Project Name: 1111 ELMWOOD AVE.

Project Number: 0369-018-001-003

Lab Number: L1803048

Report Date: 02/02/18

Parameter	LCS %Recovery	Qual	LCSD %Recovery	Qual	%Recovery Limits	RPD	Qual	RPD Limits
Volatile Organics by 8260/5035 - Westborough Lab Associated sample(s): 02,05-06,13-14,17 Batch: WG1085549-3 WG1085549-4								
Chloroethane	122		122		50-151	0		30
1,1-Dichloroethene	103		100		65-135	3		30
trans-1,2-Dichloroethene	92		91		70-130	1		30
Trichloroethene	84		84		70-130	0		30
1,2-Dichlorobenzene	99		101		70-130	2		30
1,3-Dichlorobenzene	99		99		70-130	0		30
1,4-Dichlorobenzene	99		99		70-130	0		30
Methyl tert butyl ether	93		93		66-130	0		30
p/m-Xylene	90		91		70-130	1		30
o-Xylene	90		89		70-130	1		30
cis-1,2-Dichloroethene	90		88		70-130	2		30
Styrene	85		86		70-130	1		30
Dichlorodifluoromethane	101		96		30-146	5		30
Acetone	124		110		54-140	12		30
Carbon disulfide	99		95		59-130	4		30
2-Butanone	102		100		70-130	2		30
4-Methyl-2-pentanone	97		106		70-130	9		30
2-Hexanone	101		109		70-130	8		30
Bromochloromethane	90		90		70-130	0		30
1,2-Dibromoethane	97		97		70-130	0		30
n-Butylbenzene	102		101		70-130	1		30
sec-Butylbenzene	100		98		70-130	2		30
1,2-Dibromo-3-chloropropane	98		102		68-130	4		30

Lab Control Sample Analysis

Batch Quality Control

Project Name: 1111 ELMWOOD AVE.

Project Number: 0369-018-001-003

Lab Number: L1803048

Report Date: 02/02/18

Parameter	LCS %Recovery	Qual	LCSD %Recovery	Qual	%Recovery Limits	RPD	Qual	RPD Limits
Volatile Organics by 8260/5035 - Westborough Lab Associated sample(s): 02,05-06,13-14,17 Batch: WG1085549-3 WG1085549-4								
Isopropylbenzene	101		99		70-130	2		30
p-Isopropyltoluene	98		96		70-130	2		30
n-Propylbenzene	103		102		70-130	1		30
1,2,3-Trichlorobenzene	100		101		70-130	1		30
1,2,4-Trichlorobenzene	101		101		70-130	0		30
1,3,5-Trimethylbenzene	97		96		70-130	1		30
1,2,4-Trimethylbenzene	96		96		70-130	0		30
Methyl Acetate	103		103		51-146	0		30
Cyclohexane	86		87		59-142	1		30
1,4-Dioxane	82		88		65-136	7		30
Freon-113	98		96		50-139	2		30
Methyl cyclohexane	79		82		70-130	4		30

Surrogate	LCS %Recovery	Qual	LCSD %Recovery	Qual	Acceptance Criteria
1,2-Dichloroethane-d4	93		93		70-130
Toluene-d8	110		110		70-130
4-Bromofluorobenzene	96		94		70-130
Dibromofluoromethane	98		97		70-130

Matrix Spike Analysis

Batch Quality Control

Project Name: 1111 ELMWOOD AVE.

Project Number: 0369-018-001-003

Lab Number: L1803048

Report Date: 02/02/18

Parameter	Native Sample	MS Added	MS Found	MS %Recovery	Qual	MSD Found	MSD %Recovery	Qual	Recovery Limits	RPD	Qual	RPD Limits
Volatile Organics by 8260/5035 - Westborough Lab Associated sample(s): 02,05-06,13-14,17 QC Batch ID: WG1085549-6 WG1085549-7 QC Sample: L1803048-02 Client ID: RI-TP-1 (9.5-11.5)												
Methylene chloride	ND	89.6	86	95		86	106		70-130	1		30
1,1-Dichloroethane	ND	89.6	94	105		94	116		70-130	0		30
Chloroform	ND	89.6	85	95		87	107		70-130	2		30
Carbon tetrachloride	ND	89.6	95	106		95	118		70-130	0		30
1,2-Dichloropropane	ND	89.6	84	93		86	106		70-130	2		30
Dibromochloromethane	ND	89.6	81	90		81	100		70-130	0		30
1,1,2-Trichloroethane	ND	89.6	83	92		81	100		70-130	2		30
Tetrachloroethene	0.78J	89.6	97	108		99	122		70-130	2		30
Chlorobenzene	ND	89.6	83	93		87	107		70-130	4		30
Trichlorofluoromethane	ND	89.6	140	**156**	Q	140	**170**	Q	70-139	1		30
1,2-Dichloroethane	ND	89.6	73	82		73	90		70-130	0		30
1,1,1-Trichloroethane	ND	89.6	94	105		95	117		70-130	0		30
Bromodichloromethane	ND	89.6	77	86		80	99		70-130	4		30
trans-1,3-Dichloropropene	ND	89.6	86	96		86	107		70-130	0		30
cis-1,3-Dichloropropene	ND	89.6	81	90		82	102		70-130	2		30
Bromoform	ND	89.6	110	117		120	**142**	Q	70-130	9		30
1,1,2,2-Tetrachloroethane	ND	89.6	77	86		72	89		70-130	6		30
Benzene	ND	89.6	89	99		89	110		70-130	1		30
Toluene	ND	89.6	93	103		94	116		70-130	1		30
Ethylbenzene	ND	89.6	89	100		94	116		70-130	5		30
Chloromethane	ND	89.6	100	112		100	127		52-130	3		30
Bromomethane	ND	89.6	130	**149**	Q	150	**180**	Q	57-147	9		30
Vinyl chloride	ND	89.6	140	**152**	Q	140	**172**	Q	67-130	2		30

Matrix Spike Analysis

Batch Quality Control

Project Name: 1111 ELMWOOD AVE.

Project Number: 0369-018-001-003

Lab Number: L1803048

Report Date: 02/02/18

Parameter	Native Sample	MS Added	MS Found	MS %Recovery	Qual	MSD Found	MSD %Recovery	Qual	Recovery Limits	RPD	Qual	RPD Limits
Volatile Organics by 8260/5035 - Westborough Lab Associated sample(s): 02,05-06,13-14,17 QC Batch ID: WG1085549-6 WG1085549-7 QC Sample: L1803048-02 Client ID: RI-TP-1 (9.5-11.5)												
Chloroethane	ND	89.6	150	**171**	Q	150	**183**	Q	50-151	3		30
1,1-Dichloroethene	ND	89.6	110	127		110	**140**	Q	65-135	1		30
trans-1,2-Dichloroethene	ND	89.6	95	106		97	120		70-130	2		30
Trichloroethene	ND	89.6	89	99		91	112		70-130	2		30
1,2-Dichlorobenzene	ND	89.6	77	86		83	102		70-130	7		30
1,3-Dichlorobenzene	ND	89.6	81	90		95	117		70-130	16		30
1,4-Dichlorobenzene	ND	89.6	77	85		84	104		70-130	9		30
Methyl tert butyl ether	ND	89.6	77	86		77	95		66-130	1		30
p/m-Xylene	ND	179	190	105		210	130		70-130	11		30
o-Xylene	ND	179	180	103		220	**133**	Q	70-130	16		30
cis-1,2-Dichloroethene	ND	89.6	86	96		87	107		70-130	1		30
Styrene	ND	179	220	122		260	**159**	Q	70-130	16		30
Dichlorodifluoromethane	ND	89.6	110	126		110	140		30-146	0		30
Acetone	ND	89.6	200	**225**	Q	200	**247**	Q	54-140	1		30
Carbon disulfide	ND	89.6	110	123		110	**136**	Q	59-130	0		30
2-Butanone	ND	89.6	140	**152**	Q	130	**163**	Q	70-130	3		30
4-Methyl-2-pentanone	ND	89.6	82	91		81	100		70-130	1		30
2-Hexanone	ND	89.6	120	**138**	Q	120	**153**	Q	70-130	0		30
Bromochloromethane	ND	89.6	81	90		82	101		70-130	1		30
1,2-Dibromoethane	ND	89.6	78	87		76	94		70-130	3		30
n-Butylbenzene	ND	89.6	100	111		130	**162**	Q	70-130	27		30
sec-Butylbenzene	ND	89.6	97	108		120	**151**	Q	70-130	23		30
1,2-Dibromo-3-chloropropane	ND	89.6	65	73		63	78		68-130	3		30

Matrix Spike Analysis

Batch Quality Control

Project Name: 1111 ELMWOOD AVE.
Project Number: 0369-018-001-003

Lab Number: L1803048
Report Date: 02/02/18

Parameter	Native Sample	MS Added	MS Found	MS %Recovery	Qual	MSD Found	MSD %Recovery	Qual	Recovery Limits	RPD	Qual	RPD Limits
Volatile Organics by 8260/5035 - Westborough Lab Associated sample(s): 02,05-06,13-14,17 QC Batch ID: WG1085549-6 WG1085549-7 QC Sample: L1803048-02 Client ID: RI-TP-1 (9.5-11.5)												
Isopropylbenzene	ND	89.6	91	102		100	125		70-130	10		30
p-Isopropyltoluene	ND	89.6	92	103		120	**146**	Q	70-130	25		30
n-Propylbenzene	ND	89.6	92	103		110	**131**	Q	70-130	14		30
1,2,3-Trichlorobenzene	ND	89.6	64	72		65	80		70-130	1		30
1,2,4-Trichlorobenzene	ND	89.6	66	74		67	83		70-130	1		30
1,3,5-Trimethylbenzene	ND	89.6	93	104		110	**137**	Q	70-130	18		30
1,2,4-Trimethylbenzene	ND	89.6	87	97		110	**133**	Q	70-130	21		30
Methyl Acetate	ND	89.6	77	86		77	95		51-146	0		30
Cyclohexane	ND	89.6	100	113		100	125		59-142	0		30
1,4-Dioxane	ND	4480	4100	91		3400	83		65-136	19		30
Freon-113	ND	89.6	110	119		110	131		50-139	1		30
Methyl cyclohexane	ND	89.6	96	108		97	120		70-130	0		30

Surrogate	MS % Recovery	MS Qualifier	MSD % Recovery	MSD Qualifier	Acceptance Criteria
1,2-Dichloroethane-d4	94		96		70-130
4-Bromofluorobenzene	89		83		70-130
Dibromofluoromethane	97		97		70-130
Toluene-d8	105		106		70-130

SEMIVOLATILES

Project Name: 1111 ELMWOOD AVE.
Project Number: 0369-018-001-003
Lab Number: L1803048
Report Date: 02/02/18

SAMPLE RESULTS

Lab ID: L1803048-01
Client ID: RI-TP-1 (3.5-5.5)
Sample Location: BUFFALO, NY
Sample Depth:
Matrix: Soil
Analytical Method: 1,8270D
Analytical Date: 02/01/18 13:24
Analyst: RC
Percent Solids: 75%

Date Collected: 01/26/18 08:52
Date Received: 01/26/18
Field Prep: Not Specified

Extraction Method: EPA 3546
Extraction Date: 01/30/18 18:28

Parameter	Result	Qualifier	Units	RL	MDL	Dilution Factor
Semivolatile Organics by GC/MS - Westborough Lab						
Acenaphthene	ND		ug/kg	180	23.	1
Hexachlorobenzene	ND		ug/kg	130	24.	1
Bis(2-chloroethyl)ether	ND		ug/kg	200	30.	1
2-Chloronaphthalene	ND		ug/kg	220	22.	1
3,3'-Dichlorobenzidine	ND		ug/kg	220	58.	1
2,4-Dinitrotoluene	ND		ug/kg	220	44.	1
2,6-Dinitrotoluene	ND		ug/kg	220	38.	1
Fluoranthene	250		ug/kg	130	25.	1
4-Chlorophenyl phenyl ether	ND		ug/kg	220	23.	1
4-Bromophenyl phenyl ether	ND		ug/kg	220	33.	1
Bis(2-chloroisopropyl)ether	ND		ug/kg	260	37.	1
Bis(2-chloroethoxy)methane	ND		ug/kg	240	22.	1
Hexachlorobutadiene	ND		ug/kg	220	32.	1
Hexachlorocyclopentadiene	ND		ug/kg	630	200	1
Hexachloroethane	ND		ug/kg	180	36.	1
Isophorone	ND		ug/kg	200	28.	1
Naphthalene	ND		ug/kg	220	27.	1
Nitrobenzene	ND		ug/kg	200	32.	1
NDPA/DPA	ND		ug/kg	180	25.	1
n-Nitrosodi-n-propylamine	ND		ug/kg	220	34.	1
Bis(2-ethylhexyl)phthalate	ND		ug/kg	220	76.	1
Butyl benzyl phthalate	ND		ug/kg	220	55.	1
Di-n-butylphthalate	ND		ug/kg	220	42.	1
Di-n-octylphthalate	ND		ug/kg	220	75.	1
Diethyl phthalate	ND		ug/kg	220	20.	1
Dimethyl phthalate	ND		ug/kg	220	46.	1
Benzo(a)anthracene	130		ug/kg	130	25.	1
Benzo(a)pyrene	100	J	ug/kg	180	54.	1
Benzo(b)fluoranthene	120	J	ug/kg	130	37.	1

Project Name: 1111 ELMWOOD AVE. **Lab Number:** L1803048

Project Number: 0369-018-001-003 **Report Date:** 02/02/18

SAMPLE RESULTS

Lab ID: L1803048-01 Date Collected: 01/26/18 08:52

Client ID: RI-TP-1 (3.5-5.5) Date Received: 01/26/18

Sample Location: BUFFALO, NY Field Prep: Not Specified

Sample Depth:

Parameter	Result	Qualifier	Units	RL	MDL	Dilution Factor
Semivolatile Organics by GC/MS - Westborough Lab						
Benzo(k)fluoranthene	38	J	ug/kg	130	35.	1
Chrysene	120	J	ug/kg	130	23.	1
Acenaphthylene	ND		ug/kg	180	34.	1
Anthracene	46	J	ug/kg	130	43.	1
Benzo(ghi)perylene	69	J	ug/kg	180	26.	1
Fluorene	ND		ug/kg	220	21.	1
Phenanthrene	210		ug/kg	130	27.	1
Dibenzo(a,h)anthracene	ND		ug/kg	130	25.	1
Indeno(1,2,3-cd)pyrene	64	J	ug/kg	180	30.	1
Pyrene	270		ug/kg	130	22.	1
Biphenyl	ND		ug/kg	500	51.	1
4-Chloroaniline	ND		ug/kg	220	40.	1
2-Nitroaniline	ND		ug/kg	220	42.	1
3-Nitroaniline	ND		ug/kg	220	41.	1
4-Nitroaniline	ND		ug/kg	220	91.	1
Dibenzofuran	ND		ug/kg	220	21.	1
2-Methylnaphthalene	ND		ug/kg	260	26.	1
1,2,4,5-Tetrachlorobenzene	ND		ug/kg	220	23.	1
Acetophenone	ND		ug/kg	220	27.	1
2,4,6-Trichlorophenol	ND		ug/kg	130	42.	1
p-Chloro-m-cresol	ND		ug/kg	220	33.	1
2-Chlorophenol	ND		ug/kg	220	26.	1
2,4-Dichlorophenol	ND		ug/kg	200	35.	1
2,4-Dimethylphenol	ND		ug/kg	220	72.	1
2-Nitrophenol	ND		ug/kg	470	82.	1
4-Nitrophenol	ND		ug/kg	310	90.	1
2,4-Dinitrophenol	ND		ug/kg	1000	100	1
4,6-Dinitro-o-cresol	ND		ug/kg	570	100	1
Pentachlorophenol	ND		ug/kg	180	48.	1
Phenol	ND		ug/kg	220	33.	1
2-Methylphenol	ND		ug/kg	220	34.	1
3-Methylphenol/4-Methylphenol	ND		ug/kg	320	34.	1
2,4,5-Trichlorophenol	ND		ug/kg	220	42.	1
Carbazole	ND		ug/kg	220	21.	1
Atrazine	ND		ug/kg	180	77.	1
Benzaldehyde	ND		ug/kg	290	59.	1
Caprolactam	ND		ug/kg	220	67.	1
2,3,4,6-Tetrachlorophenol	ND		ug/kg	220	44.	1

Project Name: 1111 ELMWOOD AVE. **Lab Number:** L1803048

Project Number: 0369-018-001-003 **Report Date:** 02/02/18

SAMPLE RESULTS

Lab ID: L1803048-01 Date Collected: 01/26/18 08:52

Client ID: RI-TP-1 (3.5-5.5) Date Received: 01/26/18

Sample Location: BUFFALO, NY Field Prep: Not Specified

Sample Depth:

Parameter	Result	Qualifier	Units	RL	MDL	Dilution Factor

Semivolatile Organics by GC/MS - Westborough Lab

Surrogate	% Recovery	Qualifier	Acceptance Criteria
2-Fluorophenol	69		25-120
Phenol-d6	75		10-120
Nitrobenzene-d5	86		23-120
2-Fluorobiphenyl	83		30-120
2,4,6-Tribromophenol	82		10-136
4-Terphenyl-d14	83		18-120

Project Name: 1111 ELMWOOD AVE.
Project Number: 0369-018-001-003
Lab Number: L1803048
Report Date: 02/02/18

SAMPLE RESULTS

Lab ID: L1803048-02
Client ID: RI-TP-1 (9.5-11.5)
Sample Location: BUFFALO, NY
Sample Depth:
Matrix: Soil
Analytical Method: 1,8270D
Analytical Date: 01/31/18 12:57
Analyst: CB
Percent Solids: 86%

Date Collected: 01/26/18 09:00
Date Received: 01/26/18
Field Prep: Not Specified

Extraction Method: EPA 3546
Extraction Date: 01/30/18 18:28

Parameter	Result	Qualifier	Units	RL	MDL	Dilution Factor
Semivolatile Organics by GC/MS - Westborough Lab						
Acenaphthene	ND		ug/kg	150	20.	1
Hexachlorobenzene	ND		ug/kg	110	21.	1
Bis(2-chloroethyl)ether	ND		ug/kg	170	26.	1
2-Chloronaphthalene	ND		ug/kg	190	19.	1
3,3'-Dichlorobenzidine	ND		ug/kg	190	50.	1
2,4-Dinitrotoluene	ND		ug/kg	190	38.	1
2,6-Dinitrotoluene	ND		ug/kg	190	32.	1
Fluoranthene	ND		ug/kg	110	22.	1
4-Chlorophenyl phenyl ether	ND		ug/kg	190	20.	1
4-Bromophenyl phenyl ether	ND		ug/kg	190	29.	1
Bis(2-chloroisopropyl)ether	ND		ug/kg	230	32.	1
Bis(2-chloroethoxy)methane	ND		ug/kg	200	19.	1
Hexachlorobutadiene	ND		ug/kg	190	28.	1
Hexachlorocyclopentadiene	ND		ug/kg	540	170	1
Hexachloroethane	ND		ug/kg	150	30.	1
Isophorone	ND		ug/kg	170	24.	1
Naphthalene	ND		ug/kg	190	23.	1
Nitrobenzene	ND		ug/kg	170	28.	1
NDPA/DPA	ND		ug/kg	150	21.	1
n-Nitrosodi-n-propylamine	ND		ug/kg	190	29.	1
Bis(2-ethylhexyl)phthalate	ND		ug/kg	190	65.	1
Butyl benzyl phthalate	ND		ug/kg	190	47.	1
Di-n-butylphthalate	ND		ug/kg	190	36.	1
Di-n-octylphthalate	ND		ug/kg	190	64.	1
Diethyl phthalate	ND		ug/kg	190	17.	1
Dimethyl phthalate	ND		ug/kg	190	40.	1
Benzo(a)anthracene	ND		ug/kg	110	21.	1
Benzo(a)pyrene	ND		ug/kg	150	46.	1
Benzo(b)fluoranthene	ND		ug/kg	110	32.	1

Project Name: 1111 ELMWOOD AVE. **Lab Number:** L1803048

Project Number: 0369-018-001-003 **Report Date:** 02/02/18

SAMPLE RESULTS

Lab ID: L1803048-02 Date Collected: 01/26/18 09:00

Client ID: RI-TP-1 (9.5-11.5) Date Received: 01/26/18

Sample Location: BUFFALO, NY Field Prep: Not Specified

Sample Depth:

Parameter	Result	Qualifier	Units	RL	MDL	Dilution Factor
Semivolatile Organics by GC/MS - Westborough Lab						
Benzo(k)fluoranthene	ND		ug/kg	110	30.	1
Chrysene	ND		ug/kg	110	20.	1
Acenaphthylene	ND		ug/kg	150	29.	1
Anthracene	ND		ug/kg	110	37.	1
Benzo(ghi)perylene	ND		ug/kg	150	22.	1
Fluorene	ND		ug/kg	190	18.	1
Phenanthrene	ND		ug/kg	110	23.	1
Dibenzo(a,h)anthracene	ND		ug/kg	110	22.	1
Indeno(1,2,3-cd)pyrene	ND		ug/kg	150	26.	1
Pyrene	ND		ug/kg	110	19.	1
Biphenyl	ND		ug/kg	430	44.	1
4-Chloroaniline	ND		ug/kg	190	34.	1
2-Nitroaniline	ND		ug/kg	190	36.	1
3-Nitroaniline	ND		ug/kg	190	36.	1
4-Nitroaniline	ND		ug/kg	190	78.	1
Dibenzofuran	ND		ug/kg	190	18.	1
2-Methylnaphthalene	ND		ug/kg	230	23.	1
1,2,4,5-Tetrachlorobenzene	ND		ug/kg	190	20.	1
Acetophenone	ND		ug/kg	190	23.	1
2,4,6-Trichlorophenol	ND		ug/kg	110	36.	1
p-Chloro-m-cresol	ND		ug/kg	190	28.	1
2-Chlorophenol	ND		ug/kg	190	22.	1
2,4-Dichlorophenol	ND		ug/kg	170	30.	1
2,4-Dimethylphenol	ND		ug/kg	190	62.	1
2-Nitrophenol	ND		ug/kg	410	71.	1
4-Nitrophenol	ND		ug/kg	260	77.	1
2,4-Dinitrophenol	ND		ug/kg	900	88.	1
4,6-Dinitro-o-cresol	ND		ug/kg	490	90.	1
Pentachlorophenol	ND		ug/kg	150	41.	1
Phenol	ND		ug/kg	190	28.	1
2-Methylphenol	ND		ug/kg	190	29.	1
3-Methylphenol/4-Methylphenol	ND		ug/kg	270	30.	1
2,4,5-Trichlorophenol	ND		ug/kg	190	36.	1
Carbazole	ND		ug/kg	190	18.	1
Atrazine	ND		ug/kg	150	66.	1
Benzaldehyde	ND		ug/kg	250	51.	1
Caprolactam	ND		ug/kg	190	57.	1
2,3,4,6-Tetrachlorophenol	ND		ug/kg	190	38.	1

Project Name: 1111 ELMWOOD AVE. **Lab Number:** L1803048

Project Number: 0369-018-001-003 **Report Date:** 02/02/18

SAMPLE RESULTS

Lab ID: L1803048-02 Date Collected: 01/26/18 09:00

Client ID: RI-TP-1 (9.5-11.5) Date Received: 01/26/18

Sample Location: BUFFALO, NY Field Prep: Not Specified

Sample Depth:

Parameter	Result	Qualifier	Units	RL	MDL	Dilution Factor

Semivolatile Organics by GC/MS - Westborough Lab

Surrogate	% Recovery	Qualifier	Acceptance Criteria
2-Fluorophenol	95		25-120
Phenol-d6	98		10-120
Nitrobenzene-d5	104		23-120
2-Fluorobiphenyl	94		30-120
2,4,6-Tribromophenol	76		10-136
4-Terphenyl-d14	95		18-120

Project Name: 1111 ELMWOOD AVE.
Project Number: 0369-018-001-003
Lab Number: L1803048
Report Date: 02/02/18

SAMPLE RESULTS

Lab ID: L1803048-03
Client ID: RI-TP-2 (5-7)
Sample Location: BUFFALO, NY
Sample Depth:
Matrix: Soil
Analytical Method: 1,8270D
Analytical Date: 01/31/18 13:22
Analyst: CB
Percent Solids: 85%

Date Collected: 01/26/18 09:39
Date Received: 01/26/18
Field Prep: Not Specified

Extraction Method: EPA 3546
Extraction Date: 01/30/18 18:28

Parameter	Result	Qualifier	Units	RL	MDL	Dilution Factor
Semivolatile Organics by GC/MS - Westborough Lab						
Acenaphthene	ND		ug/kg	160	20.	1
Hexachlorobenzene	ND		ug/kg	120	22.	1
Bis(2-chloroethyl)ether	ND		ug/kg	170	26.	1
2-Chloronaphthalene	ND		ug/kg	190	19.	1
3,3'-Dichlorobenzidine	ND		ug/kg	190	52.	1
2,4-Dinitrotoluene	ND		ug/kg	190	39.	1
2,6-Dinitrotoluene	ND		ug/kg	190	33.	1
Fluoranthene	ND		ug/kg	120	22.	1
4-Chlorophenyl phenyl ether	ND		ug/kg	190	21.	1
4-Bromophenyl phenyl ether	ND		ug/kg	190	30.	1
Bis(2-chloroisopropyl)ether	ND		ug/kg	230	33.	1
Bis(2-chloroethoxy)methane	ND		ug/kg	210	19.	1
Hexachlorobutadiene	ND		ug/kg	190	28.	1
Hexachlorocyclopentadiene	ND		ug/kg	560	180	1
Hexachloroethane	ND		ug/kg	160	31.	1
Isophorone	ND		ug/kg	170	25.	1
Naphthalene	ND		ug/kg	190	24.	1
Nitrobenzene	ND		ug/kg	170	29.	1
NDPA/DPA	ND		ug/kg	160	22.	1
n-Nitrosodi-n-propylamine	ND		ug/kg	190	30.	1
Bis(2-ethylhexyl)phthalate	ND		ug/kg	190	67.	1
Butyl benzyl phthalate	ND		ug/kg	190	49.	1
Di-n-butylphthalate	ND		ug/kg	190	37.	1
Di-n-octylphthalate	ND		ug/kg	190	66.	1
Diethyl phthalate	ND		ug/kg	190	18.	1
Dimethyl phthalate	ND		ug/kg	190	41.	1
Benzo(a)anthracene	ND		ug/kg	120	22.	1
Benzo(a)pyrene	ND		ug/kg	160	47.	1
Benzo(b)fluoranthene	ND		ug/kg	120	33.	1

Project Name: 1111 ELMWOOD AVE. **Lab Number:** L1803048

Project Number: 0369-018-001-003 **Report Date:** 02/02/18

SAMPLE RESULTS

Lab ID: L1803048-03 Date Collected: 01/26/18 09:39
Client ID: RI-TP-2 (5-7) Date Received: 01/26/18
Sample Location: BUFFALO, NY Field Prep: Not Specified
Sample Depth:

Parameter	Result	Qualifier	Units	RL	MDL	Dilution Factor
Semivolatile Organics by GC/MS - Westborough Lab						
Benzo(k)fluoranthene	ND		ug/kg	120	31.	1
Chrysene	ND		ug/kg	120	20.	1
Acenaphthylene	ND		ug/kg	160	30.	1
Anthracene	ND		ug/kg	120	38.	1
Benzo(ghi)perylene	ND		ug/kg	160	23.	1
Fluorene	ND		ug/kg	190	19.	1
Phenanthrene	ND		ug/kg	120	24.	1
Dibenzo(a,h)anthracene	ND		ug/kg	120	22.	1
Indeno(1,2,3-cd)pyrene	ND		ug/kg	160	27.	1
Pyrene	ND		ug/kg	120	19.	1
Biphenyl	ND		ug/kg	440	45.	1
4-Chloroaniline	ND		ug/kg	190	35.	1
2-Nitroaniline	ND		ug/kg	190	37.	1
3-Nitroaniline	ND		ug/kg	190	37.	1
4-Nitroaniline	ND		ug/kg	190	80.	1
Dibenzofuran	ND		ug/kg	190	18.	1
2-Methylnaphthalene	ND		ug/kg	230	23.	1
1,2,4,5-Tetrachlorobenzene	ND		ug/kg	190	20.	1
Acetophenone	ND		ug/kg	190	24.	1
2,4,6-Trichlorophenol	ND		ug/kg	120	37.	1
p-Chloro-m-cresol	ND		ug/kg	190	29.	1
2-Chlorophenol	ND		ug/kg	190	23.	1
2,4-Dichlorophenol	ND		ug/kg	170	31.	1
2,4-Dimethylphenol	ND		ug/kg	190	64.	1
2-Nitrophenol	ND		ug/kg	420	73.	1
4-Nitrophenol	ND		ug/kg	270	79.	1
2,4-Dinitrophenol	ND		ug/kg	930	90.	1
4,6-Dinitro-o-cresol	ND		ug/kg	500	93.	1
Pentachlorophenol	ND		ug/kg	160	43.	1
Phenol	ND		ug/kg	190	29.	1
2-Methylphenol	ND		ug/kg	190	30.	1
3-Methylphenol/4-Methylphenol	ND		ug/kg	280	30.	1
2,4,5-Trichlorophenol	ND		ug/kg	190	37.	1
Carbazole	ND		ug/kg	190	19.	1
Atrazine	ND		ug/kg	160	68.	1
Benzaldehyde	ND		ug/kg	260	52.	1
Caprolactam	ND		ug/kg	190	59.	1
2,3,4,6-Tetrachlorophenol	ND		ug/kg	190	39.	1

Project Name: 1111 ELMWOOD AVE. **Lab Number:** L1803048

Project Number: 0369-018-001-003 **Report Date:** 02/02/18

SAMPLE RESULTS

Lab ID: L1803048-03 Date Collected: 01/26/18 09:39

Client ID: RI-TP-2 (5-7) Date Received: 01/26/18

Sample Location: BUFFALO, NY Field Prep: Not Specified

Sample Depth:

Parameter	Result	Qualifier	Units	RL	MDL	Dilution Factor

Semivolatile Organics by GC/MS - Westborough Lab

Surrogate	% Recovery	Qualifier	Acceptance Criteria
2-Fluorophenol	79		25-120
Phenol-d6	87		10-120
Nitrobenzene-d5	91		23-120
2-Fluorobiphenyl	88		30-120
2,4,6-Tribromophenol	74		10-136
4-Terphenyl-d14	96		18-120

Project Name: 1111 ELMWOOD AVE.
Project Number: 0369-018-001-003
Lab Number: L1803048
Report Date: 02/02/18

SAMPLE RESULTS

Lab ID: L1803048-04
Client ID: RI-TP-2 (11.5-13.5)
Sample Location: BUFFALO, NY
Sample Depth:
Matrix: Soil
Analytical Method: 1,8270D
Analytical Date: 01/31/18 13:48
Analyst: CB
Percent Solids: 87%

Date Collected: 01/26/18 09:44
Date Received: 01/26/18
Field Prep: Not Specified

Extraction Method: EPA 3546
Extraction Date: 01/30/18 18:28

Parameter	Result	Qualifier	Units	RL	MDL	Dilution Factor
Semivolatile Organics by GC/MS - Westborough Lab						
Acenaphthene	ND		ug/kg	150	19.	1
Hexachlorobenzene	ND		ug/kg	110	21.	1
Bis(2-chloroethyl)ether	ND		ug/kg	170	25.	1
2-Chloronaphthalene	ND		ug/kg	190	18.	1
3,3'-Dichlorobenzidine	ND		ug/kg	190	50.	1
2,4-Dinitrotoluene	ND		ug/kg	190	37.	1
2,6-Dinitrotoluene	ND		ug/kg	190	32.	1
Fluoranthene	ND		ug/kg	110	21.	1
4-Chlorophenyl phenyl ether	ND		ug/kg	190	20.	1
4-Bromophenyl phenyl ether	ND		ug/kg	190	28.	1
Bis(2-chloroisopropyl)ether	ND		ug/kg	220	32.	1
Bis(2-chloroethoxy)methane	ND		ug/kg	200	19.	1
Hexachlorobutadiene	ND		ug/kg	190	27.	1
Hexachlorocyclopentadiene	ND		ug/kg	530	170	1
Hexachloroethane	ND		ug/kg	150	30.	1
Isophorone	ND		ug/kg	170	24.	1
Naphthalene	ND		ug/kg	190	23.	1
Nitrobenzene	ND		ug/kg	170	28.	1
NDPA/DPA	ND		ug/kg	150	21.	1
n-Nitrosodi-n-propylamine	ND		ug/kg	190	29.	1
Bis(2-ethylhexyl)phthalate	ND		ug/kg	190	65.	1
Butyl benzyl phthalate	ND		ug/kg	190	47.	1
Di-n-butylphthalate	ND		ug/kg	190	35.	1
Di-n-octylphthalate	ND		ug/kg	190	64.	1
Diethyl phthalate	ND		ug/kg	190	17.	1
Dimethyl phthalate	ND		ug/kg	190	39.	1
Benzo(a)anthracene	ND		ug/kg	110	21.	1
Benzo(a)pyrene	ND		ug/kg	150	46.	1
Benzo(b)fluoranthene	ND		ug/kg	110	31.	1

Project Name: 1111 ELMWOOD AVE. **Lab Number:** L1803048

Project Number: 0369-018-001-003 **Report Date:** 02/02/18

SAMPLE RESULTS

Lab ID: L1803048-04 Date Collected: 01/26/18 09:44

Client ID: RI-TP-2 (11.5-13.5) Date Received: 01/26/18

Sample Location: BUFFALO, NY Field Prep: Not Specified

Sample Depth:

Parameter	Result	Qualifier	Units	RL	MDL	Dilution Factor
Semivolatile Organics by GC/MS - Westborough Lab						
Benzo(k)fluoranthene	ND		ug/kg	110	30.	1
Chrysene	ND		ug/kg	110	19.	1
Acenaphthylene	ND		ug/kg	150	29.	1
Anthracene	ND		ug/kg	110	36.	1
Benzo(ghi)perylene	ND		ug/kg	150	22.	1
Fluorene	ND		ug/kg	190	18.	1
Phenanthrene	ND		ug/kg	110	23.	1
Dibenzo(a,h)anthracene	ND		ug/kg	110	22.	1
Indeno(1,2,3-cd)pyrene	ND		ug/kg	150	26.	1
Pyrene	ND		ug/kg	110	18.	1
Biphenyl	ND		ug/kg	430	43.	1
4-Chloroaniline	ND		ug/kg	190	34.	1
2-Nitroaniline	ND		ug/kg	190	36.	1
3-Nitroaniline	ND		ug/kg	190	35.	1
4-Nitroaniline	ND		ug/kg	190	77.	1
Dibenzofuran	ND		ug/kg	190	18.	1
2-Methylnaphthalene	ND		ug/kg	220	22.	1
1,2,4,5-Tetrachlorobenzene	ND		ug/kg	190	20.	1
Acetophenone	ND		ug/kg	190	23.	1
2,4,6-Trichlorophenol	ND		ug/kg	110	35.	1
p-Chloro-m-cresol	ND		ug/kg	190	28.	1
2-Chlorophenol	ND		ug/kg	190	22.	1
2,4-Dichlorophenol	ND		ug/kg	170	30.	1
2,4-Dimethylphenol	ND		ug/kg	190	62.	1
2-Nitrophenol	ND		ug/kg	400	70.	1
4-Nitrophenol	ND		ug/kg	260	76.	1
2,4-Dinitrophenol	ND		ug/kg	900	87.	1
4,6-Dinitro-o-cresol	ND		ug/kg	490	90.	1
Pentachlorophenol	ND		ug/kg	150	41.	1
Phenol	ND		ug/kg	190	28.	1
2-Methylphenol	ND		ug/kg	190	29.	1
3-Methylphenol/4-Methylphenol	ND		ug/kg	270	29.	1
2,4,5-Trichlorophenol	ND		ug/kg	190	36.	1
Carbazole	ND		ug/kg	190	18.	1
Atrazine	ND		ug/kg	150	65.	1
Benzaldehyde	ND		ug/kg	250	50.	1
Caprolactam	ND		ug/kg	190	57.	1
2,3,4,6-Tetrachlorophenol	ND		ug/kg	190	38.	1

Project Name: 1111 ELMWOOD AVE. **Lab Number:** L1803048

Project Number: 0369-018-001-003 **Report Date:** 02/02/18

SAMPLE RESULTS

Lab ID: L1803048-04 Date Collected: 01/26/18 09:44

Client ID: RI-TP-2 (11.5-13.5) Date Received: 01/26/18

Sample Location: BUFFALO, NY Field Prep: Not Specified

Sample Depth:

Parameter	Result	Qualifier	Units	RL	MDL	Dilution Factor

Semivolatile Organics by GC/MS - Westborough Lab

Surrogate	% Recovery	Qualifier	Acceptance Criteria
2-Fluorophenol	75		25-120
Phenol-d6	77		10-120
Nitrobenzene-d5	79		23-120
2-Fluorobiphenyl	77		30-120
2,4,6-Tribromophenol	69		10-136
4-Terphenyl-d14	96		18-120

Project Name: 1111 ELMWOOD AVE.
Project Number: 0369-018-001-003
Lab Number: L1803048
Report Date: 02/02/18

SAMPLE RESULTS

Lab ID: L1803048-05
Client ID: RI-TP-3 (3.5-5.5)
Sample Location: BUFFALO, NY
Sample Depth:
Matrix: Soil
Analytical Method: 1,8270D
Analytical Date: 01/31/18 20:11
Analyst: ALS
Percent Solids: 75%

Date Collected: 01/26/18 10:12
Date Received: 01/26/18
Field Prep: Not Specified

Extraction Method: EPA 3546
Extraction Date: 01/30/18 18:28

Parameter	Result	Qualifier	Units	RL	MDL	Dilution Factor
Semivolatile Organics by GC/MS - Westborough Lab						
Acenaphthene	ND		ug/kg	170	22.	1
Hexachlorobenzene	ND		ug/kg	130	24.	1
Bis(2-chloroethyl)ether	ND		ug/kg	200	29.	1
2-Chloronaphthalene	ND		ug/kg	220	22.	1
3,3'-Dichlorobenzidine	ND		ug/kg	220	58.	1
2,4-Dinitrotoluene	ND		ug/kg	220	43.	1
2,6-Dinitrotoluene	ND		ug/kg	220	37.	1
Fluoranthene	ND		ug/kg	130	25.	1
4-Chlorophenyl phenyl ether	ND		ug/kg	220	23.	1
4-Bromophenyl phenyl ether	ND		ug/kg	220	33.	1
Bis(2-chloroisopropyl)ether	ND		ug/kg	260	37.	1
Bis(2-chloroethoxy)methane	ND		ug/kg	230	22.	1
Hexachlorobutadiene	ND		ug/kg	220	32.	1
Hexachlorocyclopentadiene	ND		ug/kg	620	200	1
Hexachloroethane	ND		ug/kg	170	35.	1
Isophorone	ND		ug/kg	200	28.	1
Naphthalene	ND		ug/kg	220	26.	1
Nitrobenzene	ND		ug/kg	200	32.	1
NDPA/DPA	ND		ug/kg	170	25.	1
n-Nitrosodi-n-propylamine	ND		ug/kg	220	34.	1
Bis(2-ethylhexyl)phthalate	ND		ug/kg	220	75.	1
Butyl benzyl phthalate	63	J	ug/kg	220	55.	1
Di-n-butylphthalate	ND		ug/kg	220	41.	1
Di-n-octylphthalate	ND		ug/kg	220	74.	1
Diethyl phthalate	ND		ug/kg	220	20.	1
Dimethyl phthalate	ND		ug/kg	220	46.	1
Benzo(a)anthracene	ND		ug/kg	130	24.	1
Benzo(a)pyrene	ND		ug/kg	170	53.	1
Benzo(b)fluoranthene	ND		ug/kg	130	36.	1

Project Name: 1111 ELMWOOD AVE. **Lab Number:** L1803048

Project Number: 0369-018-001-003 **Report Date:** 02/02/18

SAMPLE RESULTS

Lab ID: L1803048-05 Date Collected: 01/26/18 10:12

Client ID: RI-TP-3 (3.5-5.5) Date Received: 01/26/18

Sample Location: BUFFALO, NY Field Prep: Not Specified

Sample Depth:

Parameter	Result	Qualifier	Units	RL	MDL	Dilution Factor
Semivolatile Organics by GC/MS - Westborough Lab						
Benzo(k)fluoranthene	ND		ug/kg	130	35.	1
Chrysene	ND		ug/kg	130	22.	1
Acenaphthylene	ND		ug/kg	170	34.	1
Anthracene	ND		ug/kg	130	42.	1
Benzo(ghi)perylene	ND		ug/kg	170	26.	1
Fluorene	ND		ug/kg	220	21.	1
Phenanthrene	40	J	ug/kg	130	26.	1
Dibenzo(a,h)anthracene	ND		ug/kg	130	25.	1
Indeno(1,2,3-cd)pyrene	ND		ug/kg	170	30.	1
Pyrene	ND		ug/kg	130	22.	1
Biphenyl	ND		ug/kg	500	50.	1
4-Chloroaniline	ND		ug/kg	220	40.	1
2-Nitroaniline	ND		ug/kg	220	42.	1
3-Nitroaniline	ND		ug/kg	220	41.	1
4-Nitroaniline	ND		ug/kg	220	90.	1
Dibenzofuran	ND		ug/kg	220	20.	1
2-Methylnaphthalene	ND		ug/kg	260	26.	1
1,2,4,5-Tetrachlorobenzene	ND		ug/kg	220	23.	1
Acetophenone	ND		ug/kg	220	27.	1
2,4,6-Trichlorophenol	ND		ug/kg	130	41.	1
p-Chloro-m-cresol	ND		ug/kg	220	32.	1
2-Chlorophenol	ND		ug/kg	220	26.	1
2,4-Dichlorophenol	ND		ug/kg	200	35.	1
2,4-Dimethylphenol	ND		ug/kg	220	72.	1
2-Nitrophenol	ND		ug/kg	470	82.	1
4-Nitrophenol	ND		ug/kg	300	89.	1
2,4-Dinitrophenol	ND		ug/kg	1000	100	1
4,6-Dinitro-o-cresol	ND		ug/kg	560	100	1
Pentachlorophenol	ND		ug/kg	170	48.	1
Phenol	ND		ug/kg	220	33.	1
2-Methylphenol	ND		ug/kg	220	34.	1
3-Methylphenol/4-Methylphenol	ND		ug/kg	310	34.	1
2,4,5-Trichlorophenol	ND		ug/kg	220	42.	1
Carbazole	ND		ug/kg	220	21.	1
Atrazine	ND		ug/kg	170	76.	1
Benzaldehyde	ND		ug/kg	290	59.	1
Caprolactam	ND		ug/kg	220	66.	1
2,3,4,6-Tetrachlorophenol	ND		ug/kg	220	44.	1

Project Name: 1111 ELMWOOD AVE. **Lab Number:** L1803048

Project Number: 0369-018-001-003 **Report Date:** 02/02/18

SAMPLE RESULTS

Lab ID: L1803048-05 Date Collected: 01/26/18 10:12

Client ID: RI-TP-3 (3.5-5.5) Date Received: 01/26/18

Sample Location: BUFFALO, NY Field Prep: Not Specified

Sample Depth:

Parameter	Result	Qualifier	Units	RL	MDL	Dilution Factor

Semivolatile Organics by GC/MS - Westborough Lab

Surrogate	% Recovery	Qualifier	Acceptance Criteria
2-Fluorophenol	79		25-120
Phenol-d6	83		10-120
Nitrobenzene-d5	90		23-120
2-Fluorobiphenyl	84		30-120
2,4,6-Tribromophenol	66		10-136
4-Terphenyl-d14	86		18-120

Project Name: 1111 ELMWOOD AVE.
Project Number: 0369-018-001-003
Lab Number: L1803048
Report Date: 02/02/18

SAMPLE RESULTS

Lab ID: L1803048-06
Client ID: BLIND DUP #1
Sample Location: BUFFALO, NY
Sample Depth:
Matrix: Soil
Analytical Method: 1,8270D
Analytical Date: 01/31/18 19:45
Analyst: ALS
Percent Solids: 76%

Date Collected: 01/26/18 12:00
Date Received: 01/26/18
Field Prep: Not Specified

Extraction Method: EPA 3546
Extraction Date: 01/30/18 18:28

Parameter	Result	Qualifier	Units	RL	MDL	Dilution Factor
Semivolatile Organics by GC/MS - Westborough Lab						
Acenaphthene	ND		ug/kg	170	22.	1
Hexachlorobenzene	ND		ug/kg	130	24.	1
Bis(2-chloroethyl)ether	ND		ug/kg	190	29.	1
2-Chloronaphthalene	ND		ug/kg	210	21.	1
3,3'-Dichlorobenzidine	ND		ug/kg	210	57.	1
2,4-Dinitrotoluene	ND		ug/kg	210	43.	1
2,6-Dinitrotoluene	ND		ug/kg	210	37.	1
Fluoranthene	ND		ug/kg	130	25.	1
4-Chlorophenyl phenyl ether	ND		ug/kg	210	23.	1
4-Bromophenyl phenyl ether	ND		ug/kg	210	33.	1
Bis(2-chloroisopropyl)ether	ND		ug/kg	260	37.	1
Bis(2-chloroethoxy)methane	ND		ug/kg	230	22.	1
Hexachlorobutadiene	ND		ug/kg	210	31.	1
Hexachlorocyclopentadiene	ND		ug/kg	610	190	1
Hexachloroethane	ND		ug/kg	170	35.	1
Isophorone	ND		ug/kg	190	28.	1
Naphthalene	ND		ug/kg	210	26.	1
Nitrobenzene	ND		ug/kg	190	32.	1
NDPA/DPA	ND		ug/kg	170	24.	1
n-Nitrosodi-n-propylamine	ND		ug/kg	210	33.	1
Bis(2-ethylhexyl)phthalate	110	J	ug/kg	210	74.	1
Butyl benzyl phthalate	390		ug/kg	210	54.	1
Di-n-butylphthalate	ND		ug/kg	210	41.	1
Di-n-octylphthalate	ND		ug/kg	210	73.	1
Diethyl phthalate	ND		ug/kg	210	20.	1
Dimethyl phthalate	ND		ug/kg	210	45.	1
Benzo(a)anthracene	ND		ug/kg	130	24.	1
Benzo(a)pyrene	ND		ug/kg	170	52.	1
Benzo(b)fluoranthene	ND		ug/kg	130	36.	1

Project Name: 1111 ELMWOOD AVE. **Lab Number:** L1803048

Project Number: 0369-018-001-003 **Report Date:** 02/02/18

SAMPLE RESULTS

Lab ID: L1803048-06 Date Collected: 01/26/18 12:00
Client ID: BLIND DUP #1 Date Received: 01/26/18
Sample Location: BUFFALO, NY Field Prep: Not Specified
Sample Depth:

Parameter	Result	Qualifier	Units	RL	MDL	Dilution Factor
Semivolatile Organics by GC/MS - Westborough Lab						
Benzo(k)fluoranthene	ND		ug/kg	130	34.	1
Chrysene	ND		ug/kg	130	22.	1
Acenaphthylene	ND		ug/kg	170	33.	1
Anthracene	ND		ug/kg	130	42.	1
Benzo(ghi)perylene	ND		ug/kg	170	25.	1
Fluorene	ND		ug/kg	210	21.	1
Phenanthrene	ND		ug/kg	130	26.	1
Dibenzo(a,h)anthracene	ND		ug/kg	130	25.	1
Indeno(1,2,3-cd)pyrene	ND		ug/kg	170	30.	1
Pyrene	ND		ug/kg	130	21.	1
Biphenyl	ND		ug/kg	490	50.	1
4-Chloroaniline	ND		ug/kg	210	39.	1
2-Nitroaniline	ND		ug/kg	210	41.	1
3-Nitroaniline	ND		ug/kg	210	40.	1
4-Nitroaniline	ND		ug/kg	210	89.	1
Dibenzofuran	ND		ug/kg	210	20.	1
2-Methylnaphthalene	ND		ug/kg	260	26.	1
1,2,4,5-Tetrachlorobenzene	ND		ug/kg	210	22.	1
Acetophenone	ND		ug/kg	210	26.	1
2,4,6-Trichlorophenol	ND		ug/kg	130	41.	1
p-Chloro-m-cresol	ND		ug/kg	210	32.	1
2-Chlorophenol	ND		ug/kg	210	25.	1
2,4-Dichlorophenol	ND		ug/kg	190	34.	1
2,4-Dimethylphenol	ND		ug/kg	210	71.	1
2-Nitrophenol	ND		ug/kg	460	81.	1
4-Nitrophenol	ND		ug/kg	300	88.	1
2,4-Dinitrophenol	ND		ug/kg	1000	100	1
4,6-Dinitro-o-cresol	ND		ug/kg	560	100	1
Pentachlorophenol	ND		ug/kg	170	47.	1
Phenol	ND		ug/kg	210	32.	1
2-Methylphenol	ND		ug/kg	210	33.	1
3-Methylphenol/4-Methylphenol	ND		ug/kg	310	34.	1
2,4,5-Trichlorophenol	ND		ug/kg	210	41.	1
Carbazole	ND		ug/kg	210	21.	1
Atrazine	ND		ug/kg	170	75.	1
Benzaldehyde	ND		ug/kg	280	58.	1
Caprolactam	ND		ug/kg	210	65.	1
2,3,4,6-Tetrachlorophenol	ND		ug/kg	210	43.	1

Project Name: 1111 ELMWOOD AVE. **Lab Number:** L1803048

Project Number: 0369-018-001-003 **Report Date:** 02/02/18

SAMPLE RESULTS

Lab ID: L1803048-06 Date Collected: 01/26/18 12:00

Client ID: BLIND DUP #1 Date Received: 01/26/18

Sample Location: BUFFALO, NY Field Prep: Not Specified

Sample Depth:

Parameter	Result	Qualifier	Units	RL	MDL	Dilution Factor

Semivolatile Organics by GC/MS - Westborough Lab

Surrogate	% Recovery	Qualifier	Acceptance Criteria
2-Fluorophenol	84		25-120
Phenol-d6	86		10-120
Nitrobenzene-d5	95		23-120
2-Fluorobiphenyl	86		30-120
2,4,6-Tribromophenol	61		10-136
4-Terphenyl-d14	83		18-120

Project Name: 1111 ELMWOOD AVE.
Project Number: 0369-018-001-003
Lab Number: L1803048
Report Date: 02/02/18

SAMPLE RESULTS

Lab ID: L1803048-07
Client ID: RI-TP-3 (7-9)
Sample Location: BUFFALO, NY
Sample Depth:
Matrix: Soil
Analytical Method: 1,8270D
Analytical Date: 01/31/18 14:13
Analyst: CB
Percent Solids: 86%

Date Collected: 01/26/18 10:27
Date Received: 01/26/18
Field Prep: Not Specified

Extraction Method: EPA 3546
Extraction Date: 01/30/18 18:28

Parameter	Result	Qualifier	Units	RL	MDL	Dilution Factor
Semivolatile Organics by GC/MS - Westborough Lab						
Acenaphthene	ND		ug/kg	150	20.	1
Hexachlorobenzene	ND		ug/kg	110	21.	1
Bis(2-chloroethyl)ether	ND		ug/kg	170	26.	1
2-Chloronaphthalene	ND		ug/kg	190	19.	1
3,3'-Dichlorobenzidine	ND		ug/kg	190	50.	1
2,4-Dinitrotoluene	ND		ug/kg	190	38.	1
2,6-Dinitrotoluene	ND		ug/kg	190	32.	1
Fluoranthene	ND		ug/kg	110	22.	1
4-Chlorophenyl phenyl ether	ND		ug/kg	190	20.	1
4-Bromophenyl phenyl ether	ND		ug/kg	190	29.	1
Bis(2-chloroisopropyl)ether	ND		ug/kg	230	32.	1
Bis(2-chloroethoxy)methane	ND		ug/kg	200	19.	1
Hexachlorobutadiene	ND		ug/kg	190	28.	1
Hexachlorocyclopentadiene	ND		ug/kg	540	170	1
Hexachloroethane	ND		ug/kg	150	30.	1
Isophorone	ND		ug/kg	170	24.	1
Naphthalene	ND		ug/kg	190	23.	1
Nitrobenzene	ND		ug/kg	170	28.	1
NDPA/DPA	ND		ug/kg	150	22.	1
n-Nitrosodi-n-propylamine	ND		ug/kg	190	29.	1
Bis(2-ethylhexyl)phthalate	ND		ug/kg	190	65.	1
Butyl benzyl phthalate	ND		ug/kg	190	48.	1
Di-n-butylphthalate	ND		ug/kg	190	36.	1
Di-n-octylphthalate	ND		ug/kg	190	64.	1
Diethyl phthalate	ND		ug/kg	190	17.	1
Dimethyl phthalate	ND		ug/kg	190	40.	1
Benzo(a)anthracene	ND		ug/kg	110	21.	1
Benzo(a)pyrene	ND		ug/kg	150	46.	1
Benzo(b)fluoranthene	ND		ug/kg	110	32.	1

Project Name: 1111 ELMWOOD AVE. **Lab Number:** L1803048

Project Number: 0369-018-001-003 **Report Date:** 02/02/18

SAMPLE RESULTS

Lab ID: L1803048-07 Date Collected: 01/26/18 10:27
Client ID: RI-TP-3 (7-9) Date Received: 01/26/18
Sample Location: BUFFALO, NY Field Prep: Not Specified
Sample Depth:

Parameter	Result	Qualifier	Units	RL	MDL	Dilution Factor
Semivolatile Organics by GC/MS - Westborough Lab						
Benzo(k)fluoranthene	ND		ug/kg	110	30.	1
Chrysene	ND		ug/kg	110	20.	1
Acenaphthylene	ND		ug/kg	150	29.	1
Anthracene	ND		ug/kg	110	37.	1
Benzo(ghi)perylene	ND		ug/kg	150	22.	1
Fluorene	ND		ug/kg	190	18.	1
Phenanthrene	ND		ug/kg	110	23.	1
Dibenzo(a,h)anthracene	ND		ug/kg	110	22.	1
Indeno(1,2,3-cd)pyrene	ND		ug/kg	150	26.	1
Pyrene	ND		ug/kg	110	19.	1
Biphenyl	ND		ug/kg	430	44.	1
4-Chloroaniline	ND		ug/kg	190	34.	1
2-Nitroaniline	ND		ug/kg	190	36.	1
3-Nitroaniline	ND		ug/kg	190	36.	1
4-Nitroaniline	ND		ug/kg	190	78.	1
Dibenzofuran	ND		ug/kg	190	18.	1
2-Methylnaphthalene	ND		ug/kg	230	23.	1
1,2,4,5-Tetrachlorobenzene	ND		ug/kg	190	20.	1
Acetophenone	ND		ug/kg	190	23.	1
2,4,6-Trichlorophenol	ND		ug/kg	110	36.	1
p-Chloro-m-cresol	ND		ug/kg	190	28.	1
2-Chlorophenol	ND		ug/kg	190	22.	1
2,4-Dichlorophenol	ND		ug/kg	170	30.	1
2,4-Dimethylphenol	ND		ug/kg	190	62.	1
2-Nitrophenol	ND		ug/kg	410	71.	1
4-Nitrophenol	ND		ug/kg	260	77.	1
2,4-Dinitrophenol	ND		ug/kg	910	88.	1
4,6-Dinitro-o-cresol	ND		ug/kg	490	91.	1
Pentachlorophenol	ND		ug/kg	150	42.	1
Phenol	ND		ug/kg	190	28.	1
2-Methylphenol	ND		ug/kg	190	29.	1
3-Methylphenol/4-Methylphenol	ND		ug/kg	270	30.	1
2,4,5-Trichlorophenol	ND		ug/kg	190	36.	1
Carbazole	ND		ug/kg	190	18.	1
Atrazine	ND		ug/kg	150	66.	1
Benzaldehyde	ND		ug/kg	250	51.	1
Caprolactam	ND		ug/kg	190	57.	1
2,3,4,6-Tetrachlorophenol	ND		ug/kg	190	38.	1

Project Name: 1111 ELMWOOD AVE. **Lab Number:** L1803048

Project Number: 0369-018-001-003 **Report Date:** 02/02/18

SAMPLE RESULTS

Lab ID: L1803048-07 Date Collected: 01/26/18 10:27

Client ID: RI-TP-3 (7-9) Date Received: 01/26/18

Sample Location: BUFFALO, NY Field Prep: Not Specified

Sample Depth:

Parameter	Result	Qualifier	Units	RL	MDL	Dilution Factor

Semivolatile Organics by GC/MS - Westborough Lab

Surrogate	% Recovery	Qualifier	Acceptance Criteria
2-Fluorophenol	74		25-120
Phenol-d6	78		10-120
Nitrobenzene-d5	81		23-120
2-Fluorobiphenyl	71		30-120
2,4,6-Tribromophenol	70		10-136
4-Terphenyl-d14	113		18-120

Project Name: 1111 ELMWOOD AVE.
Project Number: 0369-018-001-003
Lab Number: L1803048
Report Date: 02/02/18

SAMPLE RESULTS

Lab ID: L1803048-08
Client ID: RI-TP-4 (4.5-6.5)
Sample Location: BUFFALO, NY
Sample Depth:
Matrix: Soil
Analytical Method: 1,8270D
Analytical Date: 01/31/18 14:39
Analyst: CB
Percent Solids: 83%

Date Collected: 01/26/18 10:52
Date Received: 01/26/18
Field Prep: Not Specified

Extraction Method: EPA 3546
Extraction Date: 01/30/18 18:28

Parameter	Result	Qualifier	Units	RL	MDL	Dilution Factor
Semivolatile Organics by GC/MS - Westborough Lab						
Acenaphthene	ND		ug/kg	160	20.	1
Hexachlorobenzene	ND		ug/kg	120	22.	1
Bis(2-chloroethyl)ether	ND		ug/kg	180	27.	1
2-Chloronaphthalene	ND		ug/kg	200	20.	1
3,3'-Dichlorobenzidine	ND		ug/kg	200	53.	1
2,4-Dinitrotoluene	ND		ug/kg	200	40.	1
2,6-Dinitrotoluene	ND		ug/kg	200	34.	1
Fluoranthene	ND		ug/kg	120	23.	1
4-Chlorophenyl phenyl ether	ND		ug/kg	200	21.	1
4-Bromophenyl phenyl ether	ND		ug/kg	200	30.	1
Bis(2-chloroisopropyl)ether	ND		ug/kg	240	34.	1
Bis(2-chloroethoxy)methane	ND		ug/kg	210	20.	1
Hexachlorobutadiene	ND		ug/kg	200	29.	1
Hexachlorocyclopentadiene	ND		ug/kg	570	180	1
Hexachloroethane	ND		ug/kg	160	32.	1
Isophorone	ND		ug/kg	180	26.	1
Naphthalene	ND		ug/kg	200	24.	1
Nitrobenzene	ND		ug/kg	180	29.	1
NDPA/DPA	ND		ug/kg	160	22.	1
n-Nitrosodi-n-propylamine	ND		ug/kg	200	31.	1
Bis(2-ethylhexyl)phthalate	ND		ug/kg	200	69.	1
Butyl benzyl phthalate	ND		ug/kg	200	50.	1
Di-n-butylphthalate	ND		ug/kg	200	38.	1
Di-n-octylphthalate	ND		ug/kg	200	67.	1
Diethyl phthalate	ND		ug/kg	200	18.	1
Dimethyl phthalate	ND		ug/kg	200	42.	1
Benzo(a)anthracene	ND		ug/kg	120	22.	1
Benzo(a)pyrene	ND		ug/kg	160	48.	1
Benzo(b)fluoranthene	ND		ug/kg	120	33.	1

Project Name: 1111 ELMWOOD AVE. **Lab Number:** L1803048

Project Number: 0369-018-001-003 **Report Date:** 02/02/18

SAMPLE RESULTS

Lab ID: L1803048-08 Date Collected: 01/26/18 10:52
Client ID: RI-TP-4 (4.5-6.5) Date Received: 01/26/18
Sample Location: BUFFALO, NY Field Prep: Not Specified
Sample Depth:

Parameter	Result	Qualifier	Units	RL	MDL	Dilution Factor
Semivolatile Organics by GC/MS - Westborough Lab						
Benzo(k)fluoranthene	ND		ug/kg	120	32.	1
Chrysene	ND		ug/kg	120	21.	1
Acenaphthylene	ND		ug/kg	160	31.	1
Anthracene	ND		ug/kg	120	39.	1
Benzo(ghi)perylene	ND		ug/kg	160	23.	1
Fluorene	ND		ug/kg	200	19.	1
Phenanthrene	ND		ug/kg	120	24.	1
Dibenzo(a,h)anthracene	ND		ug/kg	120	23.	1
Indeno(1,2,3-cd)pyrene	ND		ug/kg	160	28.	1
Pyrene	ND		ug/kg	120	20.	1
Biphenyl	ND		ug/kg	450	46.	1
4-Chloroaniline	ND		ug/kg	200	36.	1
2-Nitroaniline	ND		ug/kg	200	38.	1
3-Nitroaniline	ND		ug/kg	200	37.	1
4-Nitroaniline	ND		ug/kg	200	82.	1
Dibenzofuran	ND		ug/kg	200	19.	1
2-Methylnaphthalene	ND		ug/kg	240	24.	1
1,2,4,5-Tetrachlorobenzene	ND		ug/kg	200	21.	1
Acetophenone	ND		ug/kg	200	24.	1
2,4,6-Trichlorophenol	ND		ug/kg	120	38.	1
p-Chloro-m-cresol	ND		ug/kg	200	30.	1
2-Chlorophenol	ND		ug/kg	200	23.	1
2,4-Dichlorophenol	ND		ug/kg	180	32.	1
2,4-Dimethylphenol	ND		ug/kg	200	65.	1
2-Nitrophenol	ND		ug/kg	430	74.	1
4-Nitrophenol	ND		ug/kg	280	81.	1
2,4-Dinitrophenol	ND		ug/kg	950	92.	1
4,6-Dinitro-o-cresol	ND		ug/kg	520	95.	1
Pentachlorophenol	ND		ug/kg	160	44.	1
Phenol	ND		ug/kg	200	30.	1
2-Methylphenol	ND		ug/kg	200	31.	1
3-Methylphenol/4-Methylphenol	ND		ug/kg	280	31.	1
2,4,5-Trichlorophenol	ND		ug/kg	200	38.	1
Carbazole	ND		ug/kg	200	19.	1
Atrazine	ND		ug/kg	160	69.	1
Benzaldehyde	ND		ug/kg	260	54.	1
Caprolactam	ND		ug/kg	200	60.	1
2,3,4,6-Tetrachlorophenol	ND		ug/kg	200	40.	1

Project Name: 1111 ELMWOOD AVE. **Lab Number:** L1803048

Project Number: 0369-018-001-003 **Report Date:** 02/02/18

SAMPLE RESULTS

Lab ID: L1803048-08 Date Collected: 01/26/18 10:52

Client ID: RI-TP-4 (4.5-6.5) Date Received: 01/26/18

Sample Location: BUFFALO, NY Field Prep: Not Specified

Sample Depth:

Parameter	Result	Qualifier	Units	RL	MDL	Dilution Factor

Semivolatile Organics by GC/MS - Westborough Lab

Surrogate	% Recovery	Qualifier	Acceptance Criteria
2-Fluorophenol	81		25-120
Phenol-d6	93		10-120
Nitrobenzene-d5	97		23-120
2-Fluorobiphenyl	88		30-120
2,4,6-Tribromophenol	78		10-136
4-Terphenyl-d14	105		18-120

Project Name: 1111 ELMWOOD AVE.
Project Number: 0369-018-001-003
Lab Number: L1803048
Report Date: 02/02/18

SAMPLE RESULTS

Lab ID: L1803048-09
Client ID: RI-TP-4 (9-11)
Sample Location: BUFFALO, NY
Sample Depth:
Matrix: Soil
Analytical Method: 1,8270D
Analytical Date: 01/31/18 15:04
Analyst: CB
Percent Solids: 88%

Date Collected: 01/26/18 10:58
Date Received: 01/26/18
Field Prep: Not Specified

Extraction Method: EPA 3546
Extraction Date: 01/30/18 18:28

Parameter	Result	Qualifier	Units	RL	MDL	Dilution Factor
Semivolatile Organics by GC/MS - Westborough Lab						
Acenaphthene	ND		ug/kg	150	19.	1
Hexachlorobenzene	ND		ug/kg	110	21.	1
Bis(2-chloroethyl)ether	ND		ug/kg	170	25.	1
2-Chloronaphthalene	ND		ug/kg	190	19.	1
3,3'-Dichlorobenzidine	ND		ug/kg	190	50.	1
2,4-Dinitrotoluene	ND		ug/kg	190	38.	1
2,6-Dinitrotoluene	ND		ug/kg	190	32.	1
Fluoranthene	ND		ug/kg	110	22.	1
4-Chlorophenyl phenyl ether	ND		ug/kg	190	20.	1
4-Bromophenyl phenyl ether	ND		ug/kg	190	29.	1
Bis(2-chloroisopropyl)ether	ND		ug/kg	220	32.	1
Bis(2-chloroethoxy)methane	ND		ug/kg	200	19.	1
Hexachlorobutadiene	ND		ug/kg	190	27.	1
Hexachlorocyclopentadiene	ND		ug/kg	540	170	1
Hexachloroethane	ND		ug/kg	150	30.	1
Isophorone	ND		ug/kg	170	24.	1
Naphthalene	ND		ug/kg	190	23.	1
Nitrobenzene	ND		ug/kg	170	28.	1
NDPA/DPA	ND		ug/kg	150	21.	1
n-Nitrosodi-n-propylamine	ND		ug/kg	190	29.	1
Bis(2-ethylhexyl)phthalate	ND		ug/kg	190	65.	1
Butyl benzyl phthalate	ND		ug/kg	190	47.	1
Di-n-butylphthalate	ND		ug/kg	190	36.	1
Di-n-octylphthalate	ND		ug/kg	190	64.	1
Diethyl phthalate	ND		ug/kg	190	17.	1
Dimethyl phthalate	ND		ug/kg	190	39.	1
Benzo(a)anthracene	ND		ug/kg	110	21.	1
Benzo(a)pyrene	ND		ug/kg	150	46.	1
Benzo(b)fluoranthene	ND		ug/kg	110	32.	1

Project Name: 1111 ELMWOOD AVE. **Lab Number:** L1803048

Project Number: 0369-018-001-003 **Report Date:** 02/02/18

SAMPLE RESULTS

Lab ID: L1803048-09 Date Collected: 01/26/18 10:58
Client ID: RI-TP-4 (9-11) Date Received: 01/26/18
Sample Location: BUFFALO, NY Field Prep: Not Specified
Sample Depth:

Parameter	Result	Qualifier	Units	RL	MDL	Dilution Factor
Semivolatile Organics by GC/MS - Westborough Lab						
Benzo(k)fluoranthene	ND		ug/kg	110	30.	1
Chrysene	ND		ug/kg	110	20.	1
Acenaphthylene	ND		ug/kg	150	29.	1
Anthracene	ND		ug/kg	110	37.	1
Benzo(ghi)perylene	ND		ug/kg	150	22.	1
Fluorene	ND		ug/kg	190	18.	1
Phenanthrene	ND		ug/kg	110	23.	1
Dibenzo(a,h)anthracene	ND		ug/kg	110	22.	1
Indeno(1,2,3-cd)pyrene	ND		ug/kg	150	26.	1
Pyrene	ND		ug/kg	110	19.	1
Biphenyl	ND		ug/kg	430	44.	1
4-Chloroaniline	ND		ug/kg	190	34.	1
2-Nitroaniline	ND		ug/kg	190	36.	1
3-Nitroaniline	ND		ug/kg	190	35.	1
4-Nitroaniline	ND		ug/kg	190	78.	1
Dibenzofuran	ND		ug/kg	190	18.	1
2-Methylnaphthalene	ND		ug/kg	220	23.	1
1,2,4,5-Tetrachlorobenzene	ND		ug/kg	190	20.	1
Acetophenone	ND		ug/kg	190	23.	1
2,4,6-Trichlorophenol	ND		ug/kg	110	36.	1
p-Chloro-m-cresol	ND		ug/kg	190	28.	1
2-Chlorophenol	ND		ug/kg	190	22.	1
2,4-Dichlorophenol	ND		ug/kg	170	30.	1
2,4-Dimethylphenol	ND		ug/kg	190	62.	1
2-Nitrophenol	ND		ug/kg	400	70.	1
4-Nitrophenol	ND		ug/kg	260	76.	1
2,4-Dinitrophenol	ND		ug/kg	900	87.	1
4,6-Dinitro-o-cresol	ND		ug/kg	490	90.	1
Pentachlorophenol	ND		ug/kg	150	41.	1
Phenol	ND		ug/kg	190	28.	1
2-Methylphenol	ND		ug/kg	190	29.	1
3-Methylphenol/4-Methylphenol	ND		ug/kg	270	29.	1
2,4,5-Trichlorophenol	ND		ug/kg	190	36.	1
Carbazole	ND		ug/kg	190	18.	1
Atrazine	ND		ug/kg	150	66.	1
Benzaldehyde	ND		ug/kg	250	51.	1
Caprolactam	ND		ug/kg	190	57.	1
2,3,4,6-Tetrachlorophenol	ND		ug/kg	190	38.	1

Project Name: 1111 ELMWOOD AVE. **Lab Number:** L1803048

Project Number: 0369-018-001-003 **Report Date:** 02/02/18

SAMPLE RESULTS

Lab ID: L1803048-09 Date Collected: 01/26/18 10:58

Client ID: RI-TP-4 (9-11) Date Received: 01/26/18

Sample Location: BUFFALO, NY Field Prep: Not Specified

Sample Depth:

Parameter	Result	Qualifier	Units	RL	MDL	Dilution Factor

Semivolatile Organics by GC/MS - Westborough Lab

Surrogate	% Recovery	Qualifier	Acceptance Criteria
2-Fluorophenol	88		25-120
Phenol-d6	91		10-120
Nitrobenzene-d5	93		23-120
2-Fluorobiphenyl	83		30-120
2,4,6-Tribromophenol	80		10-136
4-Terphenyl-d14	109		18-120

Project Name: 1111 ELMWOOD AVE.
Project Number: 0369-018-001-003
Lab Number: L1803048
Report Date: 02/02/18

SAMPLE RESULTS

Lab ID: L1803048-10
Client ID: RI-TP-6 (5.5-7.5)
Sample Location: BUFFALO, NY
Sample Depth:
Matrix: Soil
Analytical Method: 1,8270D
Analytical Date: 01/31/18 15:30
Analyst: CB
Percent Solids: 74%

Date Collected: 01/26/18 11:32
Date Received: 01/26/18
Field Prep: Not Specified

Extraction Method: EPA 3546
Extraction Date: 01/30/18 18:28

Parameter	Result	Qualifier	Units	RL	MDL	Dilution Factor
Semivolatile Organics by GC/MS - Westborough Lab						
Acenaphthene	ND		ug/kg	180	23.	1
Hexachlorobenzene	ND		ug/kg	130	25.	1
Bis(2-chloroethyl)ether	ND		ug/kg	200	30.	1
2-Chloronaphthalene	ND		ug/kg	220	22.	1
3,3'-Dichlorobenzidine	ND		ug/kg	220	59.	1
2,4-Dinitrotoluene	ND		ug/kg	220	44.	1
2,6-Dinitrotoluene	ND		ug/kg	220	38.	1
Fluoranthene	ND		ug/kg	130	26.	1
4-Chlorophenyl phenyl ether	ND		ug/kg	220	24.	1
4-Bromophenyl phenyl ether	ND		ug/kg	220	34.	1
Bis(2-chloroisopropyl)ether	ND		ug/kg	270	38.	1
Bis(2-chloroethoxy)methane	ND		ug/kg	240	22.	1
Hexachlorobutadiene	ND		ug/kg	220	33.	1
Hexachlorocyclopentadiene	ND		ug/kg	640	200	1
Hexachloroethane	ND		ug/kg	180	36.	1
Isophorone	ND		ug/kg	200	29.	1
Naphthalene	ND		ug/kg	220	27.	1
Nitrobenzene	ND		ug/kg	200	33.	1
NDPA/DPA	ND		ug/kg	180	25.	1
n-Nitrosodi-n-propylamine	ND		ug/kg	220	34.	1
Bis(2-ethylhexyl)phthalate	ND		ug/kg	220	77.	1
Butyl benzyl phthalate	ND		ug/kg	220	56.	1
Di-n-butylphthalate	ND		ug/kg	220	42.	1
Di-n-octylphthalate	ND		ug/kg	220	76.	1
Diethyl phthalate	ND		ug/kg	220	21.	1
Dimethyl phthalate	ND		ug/kg	220	47.	1
Benzo(a)anthracene	ND		ug/kg	130	25.	1
Benzo(a)pyrene	ND		ug/kg	180	54.	1
Benzo(b)fluoranthene	ND		ug/kg	130	38.	1

Project Name: 1111 ELMWOOD AVE. **Lab Number:** L1803048

Project Number: 0369-018-001-003 **Report Date:** 02/02/18

SAMPLE RESULTS

Lab ID: L1803048-10 Date Collected: 01/26/18 11:32

Client ID: RI-TP-6 (5.5-7.5) Date Received: 01/26/18

Sample Location: BUFFALO, NY Field Prep: Not Specified

Sample Depth:

Parameter	Result	Qualifier	Units	RL	MDL	Dilution Factor
Semivolatile Organics by GC/MS - Westborough Lab						
Benzo(k)fluoranthene	ND		ug/kg	130	36.	1
Chrysene	ND		ug/kg	130	23.	1
Acenaphthylene	ND		ug/kg	180	34.	1
Anthracene	ND		ug/kg	130	43.	1
Benzo(ghi)perylene	ND		ug/kg	180	26.	1
Fluorene	ND		ug/kg	220	22.	1
Phenanthrene	ND		ug/kg	130	27.	1
Dibenzo(a,h)anthracene	ND		ug/kg	130	26.	1
Indeno(1,2,3-cd)pyrene	ND		ug/kg	180	31.	1
Pyrene	ND		ug/kg	130	22.	1
Biphenyl	ND		ug/kg	510	52.	1
4-Chloroaniline	ND		ug/kg	220	40.	1
2-Nitroaniline	ND		ug/kg	220	43.	1
3-Nitroaniline	ND		ug/kg	220	42.	1
4-Nitroaniline	ND		ug/kg	220	92.	1
Dibenzofuran	ND		ug/kg	220	21.	1
2-Methylnaphthalene	ND		ug/kg	270	27.	1
1,2,4,5-Tetrachlorobenzene	ND		ug/kg	220	23.	1
Acetophenone	ND		ug/kg	220	28.	1
2,4,6-Trichlorophenol	ND		ug/kg	130	42.	1
p-Chloro-m-cresol	ND		ug/kg	220	33.	1
2-Chlorophenol	ND		ug/kg	220	26.	1
2,4-Dichlorophenol	ND		ug/kg	200	36.	1
2,4-Dimethylphenol	ND		ug/kg	220	74.	1
2-Nitrophenol	ND		ug/kg	480	84.	1
4-Nitrophenol	ND		ug/kg	310	91.	1
2,4-Dinitrophenol	ND		ug/kg	1100	100	1
4,6-Dinitro-o-cresol	ND		ug/kg	580	110	1
Pentachlorophenol	ND		ug/kg	180	49.	1
Phenol	ND		ug/kg	220	34.	1
2-Methylphenol	ND		ug/kg	220	34.	1
3-Methylphenol/4-Methylphenol	ND		ug/kg	320	35.	1
2,4,5-Trichlorophenol	ND		ug/kg	220	43.	1
Carbazole	ND		ug/kg	220	22.	1
Atrazine	ND		ug/kg	180	78.	1
Benzaldehyde	ND		ug/kg	290	60.	1
Caprolactam	ND		ug/kg	220	68.	1
2,3,4,6-Tetrachlorophenol	ND		ug/kg	220	45.	1

Project Name: 1111 ELMWOOD AVE. **Lab Number:** L1803048

Project Number: 0369-018-001-003 **Report Date:** 02/02/18

SAMPLE RESULTS

Lab ID: L1803048-10 Date Collected: 01/26/18 11:32

Client ID: RI-TP-6 (5.5-7.5) Date Received: 01/26/18

Sample Location: BUFFALO, NY Field Prep: Not Specified

Sample Depth:

Parameter	Result	Qualifier	Units	RL	MDL	Dilution Factor

Semivolatile Organics by GC/MS - Westborough Lab

Surrogate	% Recovery	Qualifier	Acceptance Criteria
2-Fluorophenol	77		25-120
Phenol-d6	84		10-120
Nitrobenzene-d5	87		23-120
2-Fluorobiphenyl	84		30-120
2,4,6-Tribromophenol	73		10-136
4-Terphenyl-d14	90		18-120

Project Name: 1111 ELMWOOD AVE.
Project Number: 0369-018-001-003
Lab Number: L1803048
Report Date: 02/02/18

SAMPLE RESULTS

Lab ID: L1803048-11
Client ID: RI-TP-6 (9-11)
Sample Location: BUFFALO, NY
Sample Depth:
Matrix: Soil
Analytical Method: 1,8270D
Analytical Date: 01/31/18 15:55
Analyst: CB
Percent Solids: 86%

Date Collected: 01/26/18 11:38
Date Received: 01/26/18
Field Prep: Not Specified

Extraction Method: EPA 3546
Extraction Date: 01/30/18 18:29

Parameter	Result	Qualifier	Units	RL	MDL	Dilution Factor
Semivolatile Organics by GC/MS - Westborough Lab						
Acenaphthene	ND		ug/kg	150	20.	1
Hexachlorobenzene	ND		ug/kg	110	21.	1
Bis(2-chloroethyl)ether	ND		ug/kg	170	26.	1
2-Chloronaphthalene	ND		ug/kg	190	19.	1
3,3'-Dichlorobenzidine	ND		ug/kg	190	50.	1
2,4-Dinitrotoluene	ND		ug/kg	190	38.	1
2,6-Dinitrotoluene	ND		ug/kg	190	33.	1
Fluoranthene	ND		ug/kg	110	22.	1
4-Chlorophenyl phenyl ether	ND		ug/kg	190	20.	1
4-Bromophenyl phenyl ether	ND		ug/kg	190	29.	1
Bis(2-chloroisopropyl)ether	ND		ug/kg	230	32.	1
Bis(2-chloroethoxy)methane	ND		ug/kg	200	19.	1
Hexachlorobutadiene	ND		ug/kg	190	28.	1
Hexachlorocyclopentadiene	ND		ug/kg	540	170	1
Hexachloroethane	ND		ug/kg	150	31.	1
Isophorone	ND		ug/kg	170	25.	1
Naphthalene	ND		ug/kg	190	23.	1
Nitrobenzene	ND		ug/kg	170	28.	1
NDPA/DPA	ND		ug/kg	150	22.	1
n-Nitrosodi-n-propylamine	ND		ug/kg	190	29.	1
Bis(2-ethylhexyl)phthalate	ND		ug/kg	190	66.	1
Butyl benzyl phthalate	ND		ug/kg	190	48.	1
Di-n-butylphthalate	ND		ug/kg	190	36.	1
Di-n-octylphthalate	ND		ug/kg	190	65.	1
Diethyl phthalate	ND		ug/kg	190	18.	1
Dimethyl phthalate	ND		ug/kg	190	40.	1
Benzo(a)anthracene	ND		ug/kg	110	21.	1
Benzo(a)pyrene	ND		ug/kg	150	46.	1
Benzo(b)fluoranthene	ND		ug/kg	110	32.	1

Project Name: 1111 ELMWOOD AVE. **Lab Number:** L1803048

Project Number: 0369-018-001-003 **Report Date:** 02/02/18

SAMPLE RESULTS

Lab ID: L1803048-11 Date Collected: 01/26/18 11:38
Client ID: RI-TP-6 (9-11) Date Received: 01/26/18
Sample Location: BUFFALO, NY Field Prep: Not Specified
Sample Depth:

Parameter	Result	Qualifier	Units	RL	MDL	Dilution Factor
Semivolatile Organics by GC/MS - Westborough Lab						
Benzo(k)fluoranthene	ND		ug/kg	110	30.	1
Chrysene	ND		ug/kg	110	20.	1
Acenaphthylene	ND		ug/kg	150	29.	1
Anthracene	ND		ug/kg	110	37.	1
Benzo(ghi)perylene	ND		ug/kg	150	22.	1
Fluorene	ND		ug/kg	190	18.	1
Phenanthrene	ND		ug/kg	110	23.	1
Dibenzo(a,h)anthracene	ND		ug/kg	110	22.	1
Indeno(1,2,3-cd)pyrene	ND		ug/kg	150	26.	1
Pyrene	ND		ug/kg	110	19.	1
Biphenyl	ND		ug/kg	430	44.	1
4-Chloroaniline	ND		ug/kg	190	34.	1
2-Nitroaniline	ND		ug/kg	190	37.	1
3-Nitroaniline	ND		ug/kg	190	36.	1
4-Nitroaniline	ND		ug/kg	190	79.	1
Dibenzofuran	ND		ug/kg	190	18.	1
2-Methylnaphthalene	ND		ug/kg	230	23.	1
1,2,4,5-Tetrachlorobenzene	ND		ug/kg	190	20.	1
Acetophenone	ND		ug/kg	190	24.	1
2,4,6-Trichlorophenol	ND		ug/kg	110	36.	1
p-Chloro-m-cresol	ND		ug/kg	190	28.	1
2-Chlorophenol	ND		ug/kg	190	22.	1
2,4-Dichlorophenol	ND		ug/kg	170	30.	1
2,4-Dimethylphenol	ND		ug/kg	190	63.	1
2-Nitrophenol	ND		ug/kg	410	71.	1
4-Nitrophenol	ND		ug/kg	270	78.	1
2,4-Dinitrophenol	ND		ug/kg	910	88.	1
4,6-Dinitro-o-cresol	ND		ug/kg	490	91.	1
Pentachlorophenol	ND		ug/kg	150	42.	1
Phenol	ND		ug/kg	190	29.	1
2-Methylphenol	ND		ug/kg	190	29.	1
3-Methylphenol/4-Methylphenol	ND		ug/kg	270	30.	1
2,4,5-Trichlorophenol	ND		ug/kg	190	36.	1
Carbazole	ND		ug/kg	190	18.	1
Atrazine	ND		ug/kg	150	66.	1
Benzaldehyde	ND		ug/kg	250	51.	1
Caprolactam	ND		ug/kg	190	58.	1
2,3,4,6-Tetrachlorophenol	ND		ug/kg	190	38.	1

Project Name: 1111 ELMWOOD AVE. **Lab Number:** L1803048

Project Number: 0369-018-001-003 **Report Date:** 02/02/18

SAMPLE RESULTS

Lab ID: L1803048-11 Date Collected: 01/26/18 11:38

Client ID: RI-TP-6 (9-11) Date Received: 01/26/18

Sample Location: BUFFALO, NY Field Prep: Not Specified

Sample Depth:

Parameter	Result	Qualifier	Units	RL	MDL	Dilution Factor

Semivolatile Organics by GC/MS - Westborough Lab

Surrogate	% Recovery	Qualifier	Acceptance Criteria
2-Fluorophenol	76		25-120
Phenol-d6	79		10-120
Nitrobenzene-d5	82		23-120
2-Fluorobiphenyl	77		30-120
2,4,6-Tribromophenol	67		10-136
4-Terphenyl-d14	87		18-120

Project Name: 1111 ELMWOOD AVE.
Project Number: 0369-018-001-003
Lab Number: L1803048
Report Date: 02/02/18

SAMPLE RESULTS

Lab ID: L1803048-12
Client ID: RI-TP-7 (4.5-6.5)
Sample Location: BUFFALO, NY
Sample Depth:
Matrix: Soil
Analytical Method: 1,8270D
Analytical Date: 01/31/18 16:21
Analyst: CB
Percent Solids: 86%

Date Collected: 01/26/18 12:18
Date Received: 01/26/18
Field Prep: Not Specified

Extraction Method: EPA 3546
Extraction Date: 01/30/18 18:29

Parameter	Result	Qualifier	Units	RL	MDL	Dilution Factor
Semivolatile Organics by GC/MS - Westborough Lab						
Acenaphthene	ND		ug/kg	150	19.	1
Hexachlorobenzene	ND		ug/kg	110	21.	1
Bis(2-chloroethyl)ether	ND		ug/kg	170	25.	1
2-Chloronaphthalene	ND		ug/kg	190	18.	1
3,3'-Dichlorobenzidine	ND		ug/kg	190	50.	1
2,4-Dinitrotoluene	ND		ug/kg	190	37.	1
2,6-Dinitrotoluene	ND		ug/kg	190	32.	1
Fluoranthene	ND		ug/kg	110	22.	1
4-Chlorophenyl phenyl ether	ND		ug/kg	190	20.	1
4-Bromophenyl phenyl ether	ND		ug/kg	190	28.	1
Bis(2-chloroisopropyl)ether	ND		ug/kg	220	32.	1
Bis(2-chloroethoxy)methane	ND		ug/kg	200	19.	1
Hexachlorobutadiene	ND		ug/kg	190	27.	1
Hexachlorocyclopentadiene	ND		ug/kg	540	170	1
Hexachloroethane	ND		ug/kg	150	30.	1
Isophorone	ND		ug/kg	170	24.	1
Naphthalene	ND		ug/kg	190	23.	1
Nitrobenzene	ND		ug/kg	170	28.	1
NDPA/DPA	ND		ug/kg	150	21.	1
n-Nitrosodi-n-propylamine	ND		ug/kg	190	29.	1
Bis(2-ethylhexyl)phthalate	ND		ug/kg	190	65.	1
Butyl benzyl phthalate	ND		ug/kg	190	47.	1
Di-n-butylphthalate	ND		ug/kg	190	36.	1
Di-n-octylphthalate	ND		ug/kg	190	64.	1
Diethyl phthalate	ND		ug/kg	190	17.	1
Dimethyl phthalate	ND		ug/kg	190	39.	1
Benzo(a)anthracene	ND		ug/kg	110	21.	1
Benzo(a)pyrene	ND		ug/kg	150	46.	1
Benzo(b)fluoranthene	ND		ug/kg	110	32.	1

Project Name: 1111 ELMWOOD AVE. **Lab Number:** L1803048

Project Number: 0369-018-001-003 **Report Date:** 02/02/18

SAMPLE RESULTS

Lab ID: L1803048-12 Date Collected: 01/26/18 12:18

Client ID: RI-TP-7 (4.5-6.5) Date Received: 01/26/18

Sample Location: BUFFALO, NY Field Prep: Not Specified

Sample Depth:

Parameter	Result	Qualifier	Units	RL	MDL	Dilution Factor
Semivolatile Organics by GC/MS - Westborough Lab						
Benzo(k)fluoranthene	ND		ug/kg	110	30.	1
Chrysene	ND		ug/kg	110	19.	1
Acenaphthylene	ND		ug/kg	150	29.	1
Anthracene	ND		ug/kg	110	36.	1
Benzo(ghi)perylene	ND		ug/kg	150	22.	1
Fluorene	ND		ug/kg	190	18.	1
Phenanthrene	ND		ug/kg	110	23.	1
Dibenzo(a,h)anthracene	ND		ug/kg	110	22.	1
Indeno(1,2,3-cd)pyrene	ND		ug/kg	150	26.	1
Pyrene	ND		ug/kg	110	19.	1
Biphenyl	ND		ug/kg	430	43.	1
4-Chloroaniline	ND		ug/kg	190	34.	1
2-Nitroaniline	ND		ug/kg	190	36.	1
3-Nitroaniline	ND		ug/kg	190	35.	1
4-Nitroaniline	ND		ug/kg	190	78.	1
Dibenzofuran	ND		ug/kg	190	18.	1
2-Methylnaphthalene	ND		ug/kg	220	23.	1
1,2,4,5-Tetrachlorobenzene	ND		ug/kg	190	20.	1
Acetophenone	ND		ug/kg	190	23.	1
2,4,6-Trichlorophenol	ND		ug/kg	110	36.	1
p-Chloro-m-cresol	ND		ug/kg	190	28.	1
2-Chlorophenol	ND		ug/kg	190	22.	1
2,4-Dichlorophenol	ND		ug/kg	170	30.	1
2,4-Dimethylphenol	ND		ug/kg	190	62.	1
2-Nitrophenol	ND		ug/kg	400	70.	1
4-Nitrophenol	ND		ug/kg	260	76.	1
2,4-Dinitrophenol	ND		ug/kg	900	87.	1
4,6-Dinitro-o-cresol	ND		ug/kg	490	90.	1
Pentachlorophenol	ND		ug/kg	150	41.	1
Phenol	ND		ug/kg	190	28.	1
2-Methylphenol	ND		ug/kg	190	29.	1
3-Methylphenol/4-Methylphenol	ND		ug/kg	270	29.	1
2,4,5-Trichlorophenol	ND		ug/kg	190	36.	1
Carbazole	ND		ug/kg	190	18.	1
Atrazine	ND		ug/kg	150	66.	1
Benzaldehyde	ND		ug/kg	250	51.	1
Caprolactam	ND		ug/kg	190	57.	1
2,3,4,6-Tetrachlorophenol	ND		ug/kg	190	38.	1

Project Name: 1111 ELMWOOD AVE. **Lab Number:** L1803048

Project Number: 0369-018-001-003 **Report Date:** 02/02/18

SAMPLE RESULTS

Lab ID: L1803048-12 Date Collected: 01/26/18 12:18
Client ID: RI-TP-7 (4.5-6.5) Date Received: 01/26/18
Sample Location: BUFFALO, NY Field Prep: Not Specified
Sample Depth:

Parameter	Result	Qualifier	Units	RL	MDL	Dilution Factor

Semivolatile Organics by GC/MS - Westborough Lab

Surrogate	% Recovery	Qualifier	Acceptance Criteria
2-Fluorophenol	77		25-120
Phenol-d6	81		10-120
Nitrobenzene-d5	84		23-120
2-Fluorobiphenyl	81		30-120
2,4,6-Tribromophenol	65		10-136
4-Terphenyl-d14	92		18-120

Project Name: 1111 ELMWOOD AVE.
Project Number: 0369-018-001-003
Lab Number: L1803048
Report Date: 02/02/18

SAMPLE RESULTS

Lab ID: L1803048-13
Client ID: RI-TP-7 (8-10)
Sample Location: BUFFALO, NY
Sample Depth:
Matrix: Soil
Analytical Method: 1,8270D
Analytical Date: 01/31/18 16:46
Analyst: CB
Percent Solids: 86%

Date Collected: 01/26/18 12:22
Date Received: 01/26/18
Field Prep: Not Specified

Extraction Method: EPA 3546
Extraction Date: 01/30/18 18:29

Parameter	Result	Qualifier	Units	RL	MDL	Dilution Factor
Semivolatile Organics by GC/MS - Westborough Lab						
Acenaphthene	ND		ug/kg	150	20.	1
Hexachlorobenzene	ND		ug/kg	110	21.	1
Bis(2-chloroethyl)ether	ND		ug/kg	170	26.	1
2-Chloronaphthalene	ND		ug/kg	190	19.	1
3,3'-Dichlorobenzidine	ND		ug/kg	190	51.	1
2,4-Dinitrotoluene	ND		ug/kg	190	38.	1
2,6-Dinitrotoluene	ND		ug/kg	190	33.	1
Fluoranthene	ND		ug/kg	110	22.	1
4-Chlorophenyl phenyl ether	ND		ug/kg	190	20.	1
4-Bromophenyl phenyl ether	ND		ug/kg	190	29.	1
Bis(2-chloroisopropyl)ether	ND		ug/kg	230	33.	1
Bis(2-chloroethoxy)methane	ND		ug/kg	210	19.	1
Hexachlorobutadiene	ND		ug/kg	190	28.	1
Hexachlorocyclopentadiene	ND		ug/kg	550	170	1
Hexachloroethane	ND		ug/kg	150	31.	1
Isophorone	ND		ug/kg	170	25.	1
Naphthalene	ND		ug/kg	190	23.	1
Nitrobenzene	ND		ug/kg	170	28.	1
NDPA/DPA	ND		ug/kg	150	22.	1
n-Nitrosodi-n-propylamine	ND		ug/kg	190	30.	1
Bis(2-ethylhexyl)phthalate	ND		ug/kg	190	66.	1
Butyl benzyl phthalate	ND		ug/kg	190	48.	1
Di-n-butylphthalate	ND		ug/kg	190	36.	1
Di-n-octylphthalate	ND		ug/kg	190	65.	1
Diethyl phthalate	ND		ug/kg	190	18.	1
Dimethyl phthalate	ND		ug/kg	190	40.	1
Benzo(a)anthracene	ND		ug/kg	110	22.	1
Benzo(a)pyrene	ND		ug/kg	150	47.	1
Benzo(b)fluoranthene	ND		ug/kg	110	32.	1

Project Name: 1111 ELMWOOD AVE. **Lab Number:** L1803048

Project Number: 0369-018-001-003 **Report Date:** 02/02/18

SAMPLE RESULTS

Lab ID: L1803048-13 Date Collected: 01/26/18 12:22

Client ID: RI-TP-7 (8-10) Date Received: 01/26/18

Sample Location: BUFFALO, NY Field Prep: Not Specified

Sample Depth:

Parameter	Result	Qualifier	Units	RL	MDL	Dilution Factor
Semivolatile Organics by GC/MS - Westborough Lab						
Benzo(k)fluoranthene	ND		ug/kg	110	31.	1
Chrysene	ND		ug/kg	110	20.	1
Acenaphthylene	ND		ug/kg	150	30.	1
Anthracene	ND		ug/kg	110	37.	1
Benzo(ghi)perylene	ND		ug/kg	150	22.	1
Fluorene	ND		ug/kg	190	19.	1
Phenanthrene	ND		ug/kg	110	23.	1
Dibenzo(a,h)anthracene	ND		ug/kg	110	22.	1
Indeno(1,2,3-cd)pyrene	ND		ug/kg	150	27.	1
Pyrene	ND		ug/kg	110	19.	1
Biphenyl	ND		ug/kg	440	44.	1
4-Chloroaniline	ND		ug/kg	190	35.	1
2-Nitroaniline	ND		ug/kg	190	37.	1
3-Nitroaniline	ND		ug/kg	190	36.	1
4-Nitroaniline	ND		ug/kg	190	79.	1
Dibenzofuran	ND		ug/kg	190	18.	1
2-Methylnaphthalene	ND		ug/kg	230	23.	1
1,2,4,5-Tetrachlorobenzene	ND		ug/kg	190	20.	1
Acetophenone	ND		ug/kg	190	24.	1
2,4,6-Trichlorophenol	ND		ug/kg	110	36.	1
p-Chloro-m-cresol	ND		ug/kg	190	28.	1
2-Chlorophenol	ND		ug/kg	190	23.	1
2,4-Dichlorophenol	ND		ug/kg	170	31.	1
2,4-Dimethylphenol	ND		ug/kg	190	63.	1
2-Nitrophenol	ND		ug/kg	410	72.	1
4-Nitrophenol	ND		ug/kg	270	78.	1
2,4-Dinitrophenol	ND		ug/kg	920	89.	1
4,6-Dinitro-o-cresol	ND		ug/kg	500	92.	1
Pentachlorophenol	ND		ug/kg	150	42.	1
Phenol	ND		ug/kg	190	29.	1
2-Methylphenol	ND		ug/kg	190	30.	1
3-Methylphenol/4-Methylphenol	ND		ug/kg	280	30.	1
2,4,5-Trichlorophenol	ND		ug/kg	190	37.	1
Carbazole	ND		ug/kg	190	19.	1
Atrazine	ND		ug/kg	150	67.	1
Benzaldehyde	ND		ug/kg	250	52.	1
Caprolactam	ND		ug/kg	190	58.	1
2,3,4,6-Tetrachlorophenol	ND		ug/kg	190	39.	1

Project Name: 1111 ELMWOOD AVE. **Lab Number:** L1803048

Project Number: 0369-018-001-003 **Report Date:** 02/02/18

SAMPLE RESULTS

Lab ID: L1803048-13 Date Collected: 01/26/18 12:22

Client ID: RI-TP-7 (8-10) Date Received: 01/26/18

Sample Location: BUFFALO, NY Field Prep: Not Specified

Sample Depth:

Parameter	Result	Qualifier	Units	RL	MDL	Dilution Factor

Semivolatile Organics by GC/MS - Westborough Lab

Surrogate	% Recovery	Qualifier	Acceptance Criteria
2-Fluorophenol	75		25-120
Phenol-d6	82		10-120
Nitrobenzene-d5	78		23-120
2-Fluorobiphenyl	74		30-120
2,4,6-Tribromophenol	75		10-136
4-Terphenyl-d14	89		18-120

Project Name: 1111 ELMWOOD AVE.
Project Number: 0369-018-001-003
Lab Number: L1803048
Report Date: 02/02/18

SAMPLE RESULTS

Lab ID: L1803048-14
Client ID: RI-TP-9 (6.5-8.5)
Sample Location: BUFFALO, NY
Sample Depth:
Matrix: Soil
Analytical Method: 1,8270D
Analytical Date: 01/31/18 17:12
Analyst: CB
Percent Solids: 66%

Date Collected: 01/26/18 14:23
Date Received: 01/26/18
Field Prep: Not Specified

Extraction Method: EPA 3546
Extraction Date: 01/30/18 18:29

Parameter	Result	Qualifier	Units	RL	MDL	Dilution Factor
Semivolatile Organics by GC/MS - Westborough Lab						
Acenaphthene	ND		ug/kg	200	26.	1
Hexachlorobenzene	ND		ug/kg	150	28.	1
Bis(2-chloroethyl)ether	ND		ug/kg	220	34.	1
2-Chloronaphthalene	ND		ug/kg	250	25.	1
3,3'-Dichlorobenzidine	ND		ug/kg	250	66.	1
2,4-Dinitrotoluene	ND		ug/kg	250	50.	1
2,6-Dinitrotoluene	ND		ug/kg	250	43.	1
Fluoranthene	ND		ug/kg	150	28.	1
4-Chlorophenyl phenyl ether	ND		ug/kg	250	26.	1
4-Bromophenyl phenyl ether	ND		ug/kg	250	38.	1
Bis(2-chloroisopropyl)ether	ND		ug/kg	300	42.	1
Bis(2-chloroethoxy)methane	ND		ug/kg	270	25.	1
Hexachlorobutadiene	ND		ug/kg	250	36.	1
Hexachlorocyclopentadiene	ND		ug/kg	710	220	1
Hexachloroethane	ND		ug/kg	200	40.	1
Isophorone	ND		ug/kg	220	32.	1
Naphthalene	ND		ug/kg	250	30.	1
Nitrobenzene	ND		ug/kg	220	37.	1
NDPA/DPA	ND		ug/kg	200	28.	1
n-Nitrosodi-n-propylamine	ND		ug/kg	250	38.	1
Bis(2-ethylhexyl)phthalate	ND		ug/kg	250	86.	1
Butyl benzyl phthalate	ND		ug/kg	250	62.	1
Di-n-butylphthalate	ND		ug/kg	250	47.	1
Di-n-octylphthalate	ND		ug/kg	250	84.	1
Diethyl phthalate	ND		ug/kg	250	23.	1
Dimethyl phthalate	ND		ug/kg	250	52.	1
Benzo(a)anthracene	ND		ug/kg	150	28.	1
Benzo(a)pyrene	ND		ug/kg	200	60.	1
Benzo(b)fluoranthene	ND		ug/kg	150	42.	1

Project Name: 1111 ELMWOOD AVE. **Lab Number:** L1803048

Project Number: 0369-018-001-003 **Report Date:** 02/02/18

SAMPLE RESULTS

Lab ID: L1803048-14 Date Collected: 01/26/18 14:23

Client ID: RI-TP-9 (6.5-8.5) Date Received: 01/26/18

Sample Location: BUFFALO, NY Field Prep: Not Specified

Sample Depth:

Parameter	Result	Qualifier	Units	RL	MDL	Dilution Factor
Semivolatile Organics by GC/MS - Westborough Lab						
Benzo(k)fluoranthene	ND		ug/kg	150	40.	1
Chrysene	ND		ug/kg	150	26.	1
Acenaphthylene	ND		ug/kg	200	38.	1
Anthracene	ND		ug/kg	150	48.	1
Benzo(ghi)perylene	ND		ug/kg	200	29.	1
Fluorene	ND		ug/kg	250	24.	1
Phenanthrene	ND		ug/kg	150	30.	1
Dibenzo(a,h)anthracene	ND		ug/kg	150	29.	1
Indeno(1,2,3-cd)pyrene	ND		ug/kg	200	35.	1
Pyrene	ND		ug/kg	150	25.	1
Biphenyl	ND		ug/kg	570	58.	1
4-Chloroaniline	ND		ug/kg	250	45.	1
2-Nitroaniline	ND		ug/kg	250	48.	1
3-Nitroaniline	ND		ug/kg	250	47.	1
4-Nitroaniline	ND		ug/kg	250	100	1
Dibenzofuran	ND		ug/kg	250	23.	1
2-Methylnaphthalene	ND		ug/kg	300	30.	1
1,2,4,5-Tetrachlorobenzene	ND		ug/kg	250	26.	1
Acetophenone	ND		ug/kg	250	31.	1
2,4,6-Trichlorophenol	ND		ug/kg	150	47.	1
p-Chloro-m-cresol	ND		ug/kg	250	37.	1
2-Chlorophenol	ND		ug/kg	250	29.	1
2,4-Dichlorophenol	ND		ug/kg	220	40.	1
2,4-Dimethylphenol	ND		ug/kg	250	82.	1
2-Nitrophenol	ND		ug/kg	540	93.	1
4-Nitrophenol	ND		ug/kg	350	100	1
2,4-Dinitrophenol	ND		ug/kg	1200	120	1
4,6-Dinitro-o-cresol	ND		ug/kg	640	120	1
Pentachlorophenol	ND		ug/kg	200	55.	1
Phenol	ND		ug/kg	250	37.	1
2-Methylphenol	ND		ug/kg	250	38.	1
3-Methylphenol/4-Methylphenol	ND		ug/kg	360	39.	1
2,4,5-Trichlorophenol	ND		ug/kg	250	48.	1
Carbazole	ND		ug/kg	250	24.	1
Atrazine	ND		ug/kg	200	87.	1
Benzaldehyde	ND		ug/kg	330	67.	1
Caprolactam	ND		ug/kg	250	75.	1
2,3,4,6-Tetrachlorophenol	ND		ug/kg	250	50.	1

Project Name: 1111 ELMWOOD AVE. **Lab Number:** L1803048

Project Number: 0369-018-001-003 **Report Date:** 02/02/18

SAMPLE RESULTS

Lab ID: L1803048-14 Date Collected: 01/26/18 14:23

Client ID: RI-TP-9 (6.5-8.5) Date Received: 01/26/18

Sample Location: BUFFALO, NY Field Prep: Not Specified

Sample Depth:

Parameter	Result	Qualifier	Units	RL	MDL	Dilution Factor

Semivolatile Organics by GC/MS - Westborough Lab

Surrogate	% Recovery	Qualifier	Acceptance Criteria
2-Fluorophenol	80		25-120
Phenol-d6	87		10-120
Nitrobenzene-d5	91		23-120
2-Fluorobiphenyl	82		30-120
2,4,6-Tribromophenol	71		10-136
4-Terphenyl-d14	93		18-120

Project Name: 1111 ELMWOOD AVE.
Project Number: 0369-018-001-003
Lab Number: L1803048
Report Date: 02/02/18

SAMPLE RESULTS

Lab ID: L1803048-15
Client ID: RI-TP-9 (10-12)
Sample Location: BUFFALO, NY
Sample Depth:
Matrix: Soil
Analytical Method: 1,8270D
Analytical Date: 01/31/18 17:37
Analyst: ALS
Percent Solids: 86%

Date Collected: 01/26/18 14:30
Date Received: 01/26/18
Field Prep: Not Specified

Extraction Method: EPA 3546
Extraction Date: 01/30/18 18:29

Parameter	Result	Qualifier	Units	RL	MDL	Dilution Factor
Semivolatile Organics by GC/MS - Westborough Lab						
Acenaphthene	ND		ug/kg	150	20.	1
Hexachlorobenzene	ND		ug/kg	110	21.	1
Bis(2-chloroethyl)ether	ND		ug/kg	170	26.	1
2-Chloronaphthalene	ND		ug/kg	190	19.	1
3,3'-Dichlorobenzidine	ND		ug/kg	190	50.	1
2,4-Dinitrotoluene	ND		ug/kg	190	38.	1
2,6-Dinitrotoluene	ND		ug/kg	190	32.	1
Fluoranthene	ND		ug/kg	110	22.	1
4-Chlorophenyl phenyl ether	ND		ug/kg	190	20.	1
4-Bromophenyl phenyl ether	ND		ug/kg	190	29.	1
Bis(2-chloroisopropyl)ether	ND		ug/kg	230	32.	1
Bis(2-chloroethoxy)methane	ND		ug/kg	200	19.	1
Hexachlorobutadiene	ND		ug/kg	190	28.	1
Hexachlorocyclopentadiene	ND		ug/kg	540	170	1
Hexachloroethane	ND		ug/kg	150	31.	1
Isophorone	ND		ug/kg	170	24.	1
Naphthalene	ND		ug/kg	190	23.	1
Nitrobenzene	ND		ug/kg	170	28.	1
NDPA/DPA	ND		ug/kg	150	22.	1
n-Nitrosodi-n-propylamine	ND		ug/kg	190	29.	1
Bis(2-ethylhexyl)phthalate	ND		ug/kg	190	66.	1
Butyl benzyl phthalate	ND		ug/kg	190	48.	1
Di-n-butylphthalate	ND		ug/kg	190	36.	1
Di-n-octylphthalate	ND		ug/kg	190	64.	1
Diethyl phthalate	ND		ug/kg	190	18.	1
Dimethyl phthalate	ND		ug/kg	190	40.	1
Benzo(a)anthracene	ND		ug/kg	110	21.	1
Benzo(a)pyrene	ND		ug/kg	150	46.	1
Benzo(b)fluoranthene	ND		ug/kg	110	32.	1

Project Name: 1111 ELMWOOD AVE. **Lab Number:** L1803048

Project Number: 0369-018-001-003 **Report Date:** 02/02/18

SAMPLE RESULTS

Lab ID: L1803048-15 Date Collected: 01/26/18 14:30
Client ID: RI-TP-9 (10-12) Date Received: 01/26/18
Sample Location: BUFFALO, NY Field Prep: Not Specified
Sample Depth:

Parameter	Result	Qualifier	Units	RL	MDL	Dilution Factor
Semivolatile Organics by GC/MS - Westborough Lab						
Benzo(k)fluoranthene	ND		ug/kg	110	30.	1
Chrysene	ND		ug/kg	110	20.	1
Acenaphthylene	ND		ug/kg	150	29.	1
Anthracene	ND		ug/kg	110	37.	1
Benzo(ghi)perylene	ND		ug/kg	150	22.	1
Fluorene	ND		ug/kg	190	18.	1
Phenanthrene	ND		ug/kg	110	23.	1
Dibenzo(a,h)anthracene	ND		ug/kg	110	22.	1
Indeno(1,2,3-cd)pyrene	ND		ug/kg	150	26.	1
Pyrene	ND		ug/kg	110	19.	1
Biphenyl	ND		ug/kg	430	44.	1
4-Chloroaniline	ND		ug/kg	190	34.	1
2-Nitroaniline	ND		ug/kg	190	36.	1
3-Nitroaniline	ND		ug/kg	190	36.	1
4-Nitroaniline	ND		ug/kg	190	78.	1
Dibenzofuran	ND		ug/kg	190	18.	1
2-Methylnaphthalene	ND		ug/kg	230	23.	1
1,2,4,5-Tetrachlorobenzene	ND		ug/kg	190	20.	1
Acetophenone	ND		ug/kg	190	23.	1
2,4,6-Trichlorophenol	ND		ug/kg	110	36.	1
p-Chloro-m-cresol	ND		ug/kg	190	28.	1
2-Chlorophenol	ND		ug/kg	190	22.	1
2,4-Dichlorophenol	ND		ug/kg	170	30.	1
2,4-Dimethylphenol	ND		ug/kg	190	62.	1
2-Nitrophenol	ND		ug/kg	410	71.	1
4-Nitrophenol	ND		ug/kg	260	77.	1
2,4-Dinitrophenol	ND		ug/kg	910	88.	1
4,6-Dinitro-o-cresol	ND		ug/kg	490	91.	1
Pentachlorophenol	ND		ug/kg	150	42.	1
Phenol	ND		ug/kg	190	28.	1
2-Methylphenol	ND		ug/kg	190	29.	1
3-Methylphenol/4-Methylphenol	ND		ug/kg	270	30.	1
2,4,5-Trichlorophenol	ND		ug/kg	190	36.	1
Carbazole	ND		ug/kg	190	18.	1
Atrazine	ND		ug/kg	150	66.	1
Benzaldehyde	ND		ug/kg	250	51.	1
Caprolactam	ND		ug/kg	190	58.	1
2,3,4,6-Tetrachlorophenol	ND		ug/kg	190	38.	1

Project Name: 1111 ELMWOOD AVE. **Lab Number:** L1803048

Project Number: 0369-018-001-003 **Report Date:** 02/02/18

SAMPLE RESULTS

Lab ID: L1803048-15 Date Collected: 01/26/18 14:30

Client ID: RI-TP-9 (10-12) Date Received: 01/26/18

Sample Location: BUFFALO, NY Field Prep: Not Specified

Sample Depth:

Parameter	Result	Qualifier	Units	RL	MDL	Dilution Factor

Semivolatile Organics by GC/MS - Westborough Lab

Surrogate	% Recovery	Qualifier	Acceptance Criteria
2-Fluorophenol	72		25-120
Phenol-d6	75		10-120
Nitrobenzene-d5	79		23-120
2-Fluorobiphenyl	75		30-120
2,4,6-Tribromophenol	69		10-136
4-Terphenyl-d14	97		18-120

Project Name: 1111 ELMWOOD AVE.
Project Number: 0369-018-001-003
Lab Number: L1803048
Report Date: 02/02/18

SAMPLE RESULTS

Lab ID: L1803048-16
Client ID: RI-TP-11 (6-8)
Sample Location: BUFFALO, NY
Sample Depth:
Matrix: Soil
Analytical Method: 1,8270D
Analytical Date: 01/31/18 18:03
Analyst: ALS
Percent Solids: 86%

Date Collected: 01/26/18 13:27
Date Received: 01/26/18
Field Prep: Not Specified

Extraction Method: EPA 3546
Extraction Date: 01/30/18 18:29

Parameter	Result	Qualifier	Units	RL	MDL	Dilution Factor
Semivolatile Organics by GC/MS - Westborough Lab						
Acenaphthene	ND		ug/kg	150	20.	1
Hexachlorobenzene	ND		ug/kg	120	21.	1
Bis(2-chloroethyl)ether	ND		ug/kg	170	26.	1
2-Chloronaphthalene	ND		ug/kg	190	19.	1
3,3'-Dichlorobenzidine	ND		ug/kg	190	51.	1
2,4-Dinitrotoluene	ND		ug/kg	190	38.	1
2,6-Dinitrotoluene	ND		ug/kg	190	33.	1
Fluoranthene	ND		ug/kg	120	22.	1
4-Chlorophenyl phenyl ether	ND		ug/kg	190	20.	1
4-Bromophenyl phenyl ether	ND		ug/kg	190	29.	1
Bis(2-chloroisopropyl)ether	ND		ug/kg	230	33.	1
Bis(2-chloroethoxy)methane	ND		ug/kg	210	19.	1
Hexachlorobutadiene	ND		ug/kg	190	28.	1
Hexachlorocyclopentadiene	ND		ug/kg	550	170	1
Hexachloroethane	ND		ug/kg	150	31.	1
Isophorone	ND		ug/kg	170	25.	1
Naphthalene	ND		ug/kg	190	23.	1
Nitrobenzene	ND		ug/kg	170	28.	1
NDPA/DPA	ND		ug/kg	150	22.	1
n-Nitrosodi-n-propylamine	ND		ug/kg	190	30.	1
Bis(2-ethylhexyl)phthalate	ND		ug/kg	190	66.	1
Butyl benzyl phthalate	ND		ug/kg	190	48.	1
Di-n-butylphthalate	ND		ug/kg	190	36.	1
Di-n-octylphthalate	ND		ug/kg	190	65.	1
Diethyl phthalate	ND		ug/kg	190	18.	1
Dimethyl phthalate	ND		ug/kg	190	40.	1
Benzo(a)anthracene	ND		ug/kg	120	22.	1
Benzo(a)pyrene	ND		ug/kg	150	47.	1
Benzo(b)fluoranthene	ND		ug/kg	120	32.	1

Project Name: 1111 ELMWOOD AVE. **Lab Number:** L1803048

Project Number: 0369-018-001-003 **Report Date:** 02/02/18

SAMPLE RESULTS

Lab ID: L1803048-16 Date Collected: 01/26/18 13:27

Client ID: RI-TP-11 (6-8) Date Received: 01/26/18

Sample Location: BUFFALO, NY Field Prep: Not Specified

Sample Depth:

Parameter	Result	Qualifier	Units	RL	MDL	Dilution Factor
Semivolatile Organics by GC/MS - Westborough Lab						
Benzo(k)fluoranthene	ND		ug/kg	120	31.	1
Chrysene	ND		ug/kg	120	20.	1
Acenaphthylene	ND		ug/kg	150	30.	1
Anthracene	ND		ug/kg	120	37.	1
Benzo(ghi)perylene	ND		ug/kg	150	22.	1
Fluorene	ND		ug/kg	190	19.	1
Phenanthrene	ND		ug/kg	120	23.	1
Dibenzo(a,h)anthracene	ND		ug/kg	120	22.	1
Indeno(1,2,3-cd)pyrene	ND		ug/kg	150	27.	1
Pyrene	ND		ug/kg	120	19.	1
Biphenyl	ND		ug/kg	440	44.	1
4-Chloroaniline	ND		ug/kg	190	35.	1
2-Nitroaniline	ND		ug/kg	190	37.	1
3-Nitroaniline	ND		ug/kg	190	36.	1
4-Nitroaniline	ND		ug/kg	190	79.	1
Dibenzofuran	ND		ug/kg	190	18.	1
2-Methylnaphthalene	ND		ug/kg	230	23.	1
1,2,4,5-Tetrachlorobenzene	ND		ug/kg	190	20.	1
Acetophenone	ND		ug/kg	190	24.	1
2,4,6-Trichlorophenol	ND		ug/kg	120	36.	1
p-Chloro-m-cresol	ND		ug/kg	190	28.	1
2-Chlorophenol	ND		ug/kg	190	23.	1
2,4-Dichlorophenol	ND		ug/kg	170	31.	1
2,4-Dimethylphenol	ND		ug/kg	190	63.	1
2-Nitrophenol	ND		ug/kg	410	72.	1
4-Nitrophenol	ND		ug/kg	270	78.	1
2,4-Dinitrophenol	ND		ug/kg	920	89.	1
4,6-Dinitro-o-cresol	ND		ug/kg	500	92.	1
Pentachlorophenol	ND		ug/kg	150	42.	1
Phenol	ND		ug/kg	190	29.	1
2-Methylphenol	ND		ug/kg	190	30.	1
3-Methylphenol/4-Methylphenol	ND		ug/kg	280	30.	1
2,4,5-Trichlorophenol	ND		ug/kg	190	37.	1
Carbazole	ND		ug/kg	190	19.	1
Atrazine	ND		ug/kg	150	67.	1
Benzaldehyde	ND		ug/kg	250	52.	1
Caprolactam	ND		ug/kg	190	58.	1
2,3,4,6-Tetrachlorophenol	ND		ug/kg	190	39.	1

Project Name: 1111 ELMWOOD AVE. **Lab Number:** L1803048

Project Number: 0369-018-001-003 **Report Date:** 02/02/18

SAMPLE RESULTS

Lab ID: L1803048-16 Date Collected: 01/26/18 13:27

Client ID: RI-TP-11 (6-8) Date Received: 01/26/18

Sample Location: BUFFALO, NY Field Prep: Not Specified

Sample Depth:

Parameter	Result	Qualifier	Units	RL	MDL	Dilution Factor

Semivolatile Organics by GC/MS - Westborough Lab

Surrogate	% Recovery	Qualifier	Acceptance Criteria
2-Fluorophenol	81		25-120
Phenol-d6	85		10-120
Nitrobenzene-d5	89		23-120
2-Fluorobiphenyl	81		30-120
2,4,6-Tribromophenol	66		10-136
4-Terphenyl-d14	92		18-120

Project Name: 1111 ELMWOOD AVE.
Project Number: 0369-018-001-003
Lab Number: L1803048
Report Date: 02/02/18

SAMPLE RESULTS

Lab ID: L1803048-17
Client ID: RI-TP-11 (12-14.5)
Sample Location: BUFFALO, NY
Sample Depth:
Matrix: Soil
Analytical Method: 1,8270D
Analytical Date: 01/31/18 18:28
Analyst: ALS
Percent Solids: 86%

Date Collected: 01/26/18 13:33
Date Received: 01/26/18
Field Prep: Not Specified

Extraction Method: EPA 3546
Extraction Date: 01/30/18 18:29

Parameter	Result	Qualifier	Units	RL	MDL	Dilution Factor
Semivolatile Organics by GC/MS - Westborough Lab						
Acenaphthene	ND		ug/kg	150	20.	1
Hexachlorobenzene	ND		ug/kg	110	21.	1
Bis(2-chloroethyl)ether	ND		ug/kg	170	26.	1
2-Chloronaphthalene	ND		ug/kg	190	19.	1
3,3'-Dichlorobenzidine	ND		ug/kg	190	50.	1
2,4-Dinitrotoluene	ND		ug/kg	190	38.	1
2,6-Dinitrotoluene	ND		ug/kg	190	32.	1
Fluoranthene	71	J	ug/kg	110	22.	1
4-Chlorophenyl phenyl ether	ND		ug/kg	190	20.	1
4-Bromophenyl phenyl ether	ND		ug/kg	190	29.	1
Bis(2-chloroisopropyl)ether	ND		ug/kg	230	32.	1
Bis(2-chloroethoxy)methane	ND		ug/kg	200	19.	1
Hexachlorobutadiene	ND		ug/kg	190	28.	1
Hexachlorocyclopentadiene	ND		ug/kg	540	170	1
Hexachloroethane	ND		ug/kg	150	31.	1
Isophorone	ND		ug/kg	170	24.	1
Naphthalene	ND		ug/kg	190	23.	1
Nitrobenzene	ND		ug/kg	170	28.	1
NDPA/DPA	ND		ug/kg	150	22.	1
n-Nitrosodi-n-propylamine	ND		ug/kg	190	29.	1
Bis(2-ethylhexyl)phthalate	ND		ug/kg	190	66.	1
Butyl benzyl phthalate	ND		ug/kg	190	48.	1
Di-n-butylphthalate	ND		ug/kg	190	36.	1
Di-n-octylphthalate	ND		ug/kg	190	64.	1
Diethyl phthalate	ND		ug/kg	190	18.	1
Dimethyl phthalate	ND		ug/kg	190	40.	1
Benzo(a)anthracene	30	J	ug/kg	110	21.	1
Benzo(a)pyrene	ND		ug/kg	150	46.	1
Benzo(b)fluoranthene	ND		ug/kg	110	32.	1

Project Name: 1111 ELMWOOD AVE. **Lab Number:** L1803048

Project Number: 0369-018-001-003 **Report Date:** 02/02/18

SAMPLE RESULTS

Lab ID: L1803048-17 Date Collected: 01/26/18 13:33

Client ID: RI-TP-11 (12-14.5) Date Received: 01/26/18

Sample Location: BUFFALO, NY Field Prep: Not Specified

Sample Depth:

Parameter	Result	Qualifier	Units	RL	MDL	Dilution Factor
Semivolatile Organics by GC/MS - Westborough Lab						
Benzo(k)fluoranthene	ND		ug/kg	110	30.	1
Chrysene	31	J	ug/kg	110	20.	1
Acenaphthylene	ND		ug/kg	150	29.	1
Anthracene	ND		ug/kg	110	37.	1
Benzo(ghi)perylene	ND		ug/kg	150	22.	1
Fluorene	ND		ug/kg	190	18.	1
Phenanthrene	80	J	ug/kg	110	23.	1
Dibenzo(a,h)anthracene	ND		ug/kg	110	22.	1
Indeno(1,2,3-cd)pyrene	ND		ug/kg	150	26.	1
Pyrene	57	J	ug/kg	110	19.	1
Biphenyl	ND		ug/kg	430	44.	1
4-Chloroaniline	ND		ug/kg	190	34.	1
2-Nitroaniline	ND		ug/kg	190	36.	1
3-Nitroaniline	ND		ug/kg	190	36.	1
4-Nitroaniline	ND		ug/kg	190	78.	1
Dibenzofuran	ND		ug/kg	190	18.	1
2-Methylnaphthalene	ND		ug/kg	230	23.	1
1,2,4,5-Tetrachlorobenzene	ND		ug/kg	190	20.	1
Acetophenone	ND		ug/kg	190	23.	1
2,4,6-Trichlorophenol	ND		ug/kg	110	36.	1
p-Chloro-m-cresol	ND		ug/kg	190	28.	1
2-Chlorophenol	ND		ug/kg	190	22.	1
2,4-Dichlorophenol	ND		ug/kg	170	30.	1
2,4-Dimethylphenol	ND		ug/kg	190	62.	1
2-Nitrophenol	ND		ug/kg	410	71.	1
4-Nitrophenol	ND		ug/kg	260	77.	1
2,4-Dinitrophenol	ND		ug/kg	910	88.	1
4,6-Dinitro-o-cresol	ND		ug/kg	490	91.	1
Pentachlorophenol	ND		ug/kg	150	42.	1
Phenol	ND		ug/kg	190	29.	1
2-Methylphenol	ND		ug/kg	190	29.	1
3-Methylphenol/4-Methylphenol	ND		ug/kg	270	30.	1
2,4,5-Trichlorophenol	ND		ug/kg	190	36.	1
Carbazole	ND		ug/kg	190	18.	1
Atrazine	ND		ug/kg	150	66.	1
Benzaldehyde	ND		ug/kg	250	51.	1
Caprolactam	ND		ug/kg	190	58.	1
2,3,4,6-Tetrachlorophenol	ND		ug/kg	190	38.	1

Project Name: 1111 ELMWOOD AVE. **Lab Number:** L1803048

Project Number: 0369-018-001-003 **Report Date:** 02/02/18

SAMPLE RESULTS

Lab ID: L1803048-17 Date Collected: 01/26/18 13:33

Client ID: RI-TP-11 (12-14.5) Date Received: 01/26/18

Sample Location: BUFFALO, NY Field Prep: Not Specified

Sample Depth:

Parameter	Result	Qualifier	Units	RL	MDL	Dilution Factor

Semivolatile Organics by GC/MS - Westborough Lab

Surrogate	% Recovery	Qualifier	Acceptance Criteria
2-Fluorophenol	92		25-120
Phenol-d6	95		10-120
Nitrobenzene-d5	101		23-120
2-Fluorobiphenyl	89		30-120
2,4,6-Tribromophenol	62		10-136
4-Terphenyl-d14	85		18-120

Project Name: 1111 ELMWOOD AVE.
Project Number: 0369-018-001-003
Lab Number: L1803048
Report Date: 02/02/18

SAMPLE RESULTS

Lab ID: L1803048-18
Client ID: RI-TP-12 (5-7.0)
Sample Location: BUFFALO, NY
Sample Depth:
Matrix: Soil
Analytical Method: 1,8270D
Analytical Date: 01/31/18 19:19
Analyst: ALS
Percent Solids: 83%

Date Collected: 01/26/18 12:57
Date Received: 01/26/18
Field Prep: Not Specified

Extraction Method: EPA 3546
Extraction Date: 01/30/18 18:29

Parameter	Result	Qualifier	Units	RL	MDL	Dilution Factor
Semivolatile Organics by GC/MS - Westborough Lab						
Acenaphthene	ND		ug/kg	160	20.	1
Hexachlorobenzene	ND		ug/kg	120	22.	1
Bis(2-chloroethyl)ether	ND		ug/kg	180	27.	1
2-Chloronaphthalene	ND		ug/kg	200	20.	1
3,3'-Dichlorobenzidine	ND		ug/kg	200	53.	1
2,4-Dinitrotoluene	ND		ug/kg	200	40.	1
2,6-Dinitrotoluene	ND		ug/kg	200	34.	1
Fluoranthene	160		ug/kg	120	23.	1
4-Chlorophenyl phenyl ether	ND		ug/kg	200	21.	1
4-Bromophenyl phenyl ether	ND		ug/kg	200	30.	1
Bis(2-chloroisopropyl)ether	ND		ug/kg	240	34.	1
Bis(2-chloroethoxy)methane	ND		ug/kg	210	20.	1
Hexachlorobutadiene	ND		ug/kg	200	29.	1
Hexachlorocyclopentadiene	ND		ug/kg	560	180	1
Hexachloroethane	ND		ug/kg	160	32.	1
Isophorone	ND		ug/kg	180	26.	1
Naphthalene	ND		ug/kg	200	24.	1
Nitrobenzene	ND		ug/kg	180	29.	1
NDPA/DPA	ND		ug/kg	160	22.	1
n-Nitrosodi-n-propylamine	ND		ug/kg	200	30.	1
Bis(2-ethylhexyl)phthalate	ND		ug/kg	200	68.	1
Butyl benzyl phthalate	ND		ug/kg	200	50.	1
Di-n-butylphthalate	ND		ug/kg	200	38.	1
Di-n-octylphthalate	ND		ug/kg	200	67.	1
Diethyl phthalate	ND		ug/kg	200	18.	1
Dimethyl phthalate	ND		ug/kg	200	42.	1
Benzo(a)anthracene	64	J	ug/kg	120	22.	1
Benzo(a)pyrene	49	J	ug/kg	160	48.	1
Benzo(b)fluoranthene	65	J	ug/kg	120	33.	1

Project Name: 1111 ELMWOOD AVE. **Lab Number:** L1803048

Project Number: 0369-018-001-003 **Report Date:** 02/02/18

SAMPLE RESULTS

Lab ID: L1803048-18 Date Collected: 01/26/18 12:57

Client ID: RI-TP-12 (5-7.0) Date Received: 01/26/18

Sample Location: BUFFALO, NY Field Prep: Not Specified

Sample Depth:

Parameter	Result	Qualifier	Units	RL	MDL	Dilution Factor
Semivolatile Organics by GC/MS - Westborough Lab						
Benzo(k)fluoranthene	ND		ug/kg	120	32.	1
Chrysene	62	J	ug/kg	120	20.	1
Acenaphthylene	ND		ug/kg	160	30.	1
Anthracene	39	J	ug/kg	120	38.	1
Benzo(ghi)perylene	30	J	ug/kg	160	23.	1
Fluorene	ND		ug/kg	200	19.	1
Phenanthrene	160		ug/kg	120	24.	1
Dibenzo(a,h)anthracene	ND		ug/kg	120	23.	1
Indeno(1,2,3-cd)pyrene	32	J	ug/kg	160	28.	1
Pyrene	130		ug/kg	120	20.	1
Biphenyl	ND		ug/kg	450	46.	1
4-Chloroaniline	ND		ug/kg	200	36.	1
2-Nitroaniline	ND		ug/kg	200	38.	1
3-Nitroaniline	ND		ug/kg	200	37.	1
4-Nitroaniline	ND		ug/kg	200	82.	1
Dibenzofuran	ND		ug/kg	200	19.	1
2-Methylnaphthalene	ND		ug/kg	240	24.	1
1,2,4,5-Tetrachlorobenzene	ND		ug/kg	200	21.	1
Acetophenone	ND		ug/kg	200	24.	1
2,4,6-Trichlorophenol	ND		ug/kg	120	38.	1
p-Chloro-m-cresol	ND		ug/kg	200	29.	1
2-Chlorophenol	ND		ug/kg	200	23.	1
2,4-Dichlorophenol	ND		ug/kg	180	32.	1
2,4-Dimethylphenol	ND		ug/kg	200	65.	1
2-Nitrophenol	ND		ug/kg	430	74.	1
4-Nitrophenol	ND		ug/kg	280	81.	1
2,4-Dinitrophenol	ND		ug/kg	950	92.	1
4,6-Dinitro-o-cresol	ND		ug/kg	510	95.	1
Pentachlorophenol	ND		ug/kg	160	44.	1
Phenol	ND		ug/kg	200	30.	1
2-Methylphenol	ND		ug/kg	200	31.	1
3-Methylphenol/4-Methylphenol	ND		ug/kg	280	31.	1
2,4,5-Trichlorophenol	ND		ug/kg	200	38.	1
Carbazole	23	J	ug/kg	200	19.	1
Atrazine	ND		ug/kg	160	69.	1
Benzaldehyde	ND		ug/kg	260	53.	1
Caprolactam	ND		ug/kg	200	60.	1
2,3,4,6-Tetrachlorophenol	ND		ug/kg	200	40.	1

Project Name: 1111 ELMWOOD AVE. **Lab Number:** L1803048

Project Number: 0369-018-001-003 **Report Date:** 02/02/18

SAMPLE RESULTS

Lab ID: L1803048-18 Date Collected: 01/26/18 12:57

Client ID: RI-TP-12 (5-7.0) Date Received: 01/26/18

Sample Location: BUFFALO, NY Field Prep: Not Specified

Sample Depth:

Parameter	Result	Qualifier	Units	RL	MDL	Dilution Factor

Semivolatile Organics by GC/MS - Westborough Lab

Surrogate	% Recovery	Qualifier	Acceptance Criteria
2-Fluorophenol	82		25-120
Phenol-d6	91		10-120
Nitrobenzene-d5	95		23-120
2-Fluorobiphenyl	90		30-120
2,4,6-Tribromophenol	73		10-136
4-Terphenyl-d14	94		18-120

Project Name: 1111 ELMWOOD AVE.
Project Number: 0369-018-001-003
Lab Number: L1803048
Report Date: 02/02/18

SAMPLE RESULTS

Lab ID: L1803048-19
Client ID: RI-TP-12 (7.0-9.0)
Sample Location: BUFFALO, NY
Sample Depth:
Matrix: Soil
Analytical Method: 1,8270D
Analytical Date: 01/31/18 18:54
Analyst: ALS
Percent Solids: 84%

Date Collected: 01/26/18 13:03
Date Received: 01/26/18
Field Prep: Not Specified

Extraction Method: EPA 3546
Extraction Date: 01/30/18 18:29

Parameter	Result	Qualifier	Units	RL	MDL	Dilution Factor
Semivolatile Organics by GC/MS - Westborough Lab						
Acenaphthene	ND		ug/kg	160	20.	1
Hexachlorobenzene	ND		ug/kg	120	22.	1
Bis(2-chloroethyl)ether	ND		ug/kg	180	26.	1
2-Chloronaphthalene	ND		ug/kg	200	19.	1
3,3'-Dichlorobenzidine	ND		ug/kg	200	52.	1
2,4-Dinitrotoluene	ND		ug/kg	200	39.	1
2,6-Dinitrotoluene	ND		ug/kg	200	34.	1
Fluoranthene	ND		ug/kg	120	22.	1
4-Chlorophenyl phenyl ether	ND		ug/kg	200	21.	1
4-Bromophenyl phenyl ether	ND		ug/kg	200	30.	1
Bis(2-chloroisopropyl)ether	ND		ug/kg	230	33.	1
Bis(2-chloroethoxy)methane	ND		ug/kg	210	20.	1
Hexachlorobutadiene	ND		ug/kg	200	28.	1
Hexachlorocyclopentadiene	ND		ug/kg	560	180	1
Hexachloroethane	ND		ug/kg	160	32.	1
Isophorone	ND		ug/kg	180	25.	1
Naphthalene	ND		ug/kg	200	24.	1
Nitrobenzene	ND		ug/kg	180	29.	1
NDPA/DPA	ND		ug/kg	160	22.	1
n-Nitrosodi-n-propylamine	ND		ug/kg	200	30.	1
Bis(2-ethylhexyl)phthalate	ND		ug/kg	200	68.	1
Butyl benzyl phthalate	ND		ug/kg	200	49.	1
Di-n-butylphthalate	ND		ug/kg	200	37.	1
Di-n-octylphthalate	ND		ug/kg	200	66.	1
Diethyl phthalate	ND		ug/kg	200	18.	1
Dimethyl phthalate	ND		ug/kg	200	41.	1
Benzo(a)anthracene	ND		ug/kg	120	22.	1
Benzo(a)pyrene	ND		ug/kg	160	48.	1
Benzo(b)fluoranthene	ND		ug/kg	120	33.	1

Project Name: 1111 ELMWOOD AVE. **Lab Number:** L1803048

Project Number: 0369-018-001-003 **Report Date:** 02/02/18

SAMPLE RESULTS

Lab ID: L1803048-19 Date Collected: 01/26/18 13:03

Client ID: RI-TP-12 (7.0-9.0) Date Received: 01/26/18

Sample Location: BUFFALO, NY Field Prep: Not Specified

Sample Depth:

Parameter	Result	Qualifier	Units	RL	MDL	Dilution Factor
Semivolatile Organics by GC/MS - Westborough Lab						
Benzo(k)fluoranthene	ND		ug/kg	120	31.	1
Chrysene	ND		ug/kg	120	20.	1
Acenaphthylene	ND		ug/kg	160	30.	1
Anthracene	ND		ug/kg	120	38.	1
Benzo(ghi)perylene	ND		ug/kg	160	23.	1
Fluorene	ND		ug/kg	200	19.	1
Phenanthrene	ND		ug/kg	120	24.	1
Dibenzo(a,h)anthracene	ND		ug/kg	120	22.	1
Indeno(1,2,3-cd)pyrene	ND		ug/kg	160	27.	1
Pyrene	ND		ug/kg	120	19.	1
Biphenyl	ND		ug/kg	440	45.	1
4-Chloroaniline	ND		ug/kg	200	36.	1
2-Nitroaniline	ND		ug/kg	200	38.	1
3-Nitroaniline	ND		ug/kg	200	37.	1
4-Nitroaniline	ND		ug/kg	200	81.	1
Dibenzofuran	ND		ug/kg	200	18.	1
2-Methylnaphthalene	ND		ug/kg	230	24.	1
1,2,4,5-Tetrachlorobenzene	ND		ug/kg	200	20.	1
Acetophenone	ND		ug/kg	200	24.	1
2,4,6-Trichlorophenol	ND		ug/kg	120	37.	1
p-Chloro-m-cresol	ND		ug/kg	200	29.	1
2-Chlorophenol	ND		ug/kg	200	23.	1
2,4-Dichlorophenol	ND		ug/kg	180	31.	1
2,4-Dimethylphenol	ND		ug/kg	200	64.	1
2-Nitrophenol	ND		ug/kg	420	73.	1
4-Nitrophenol	ND		ug/kg	270	80.	1
2,4-Dinitrophenol	ND		ug/kg	940	91.	1
4,6-Dinitro-o-cresol	ND		ug/kg	510	94.	1
Pentachlorophenol	ND		ug/kg	160	43.	1
Phenol	ND		ug/kg	200	29.	1
2-Methylphenol	ND		ug/kg	200	30.	1
3-Methylphenol/4-Methylphenol	ND		ug/kg	280	30.	1
2,4,5-Trichlorophenol	ND		ug/kg	200	37.	1
Carbazole	ND		ug/kg	200	19.	1
Atrazine	ND		ug/kg	160	68.	1
Benzaldehyde	ND		ug/kg	260	53.	1
Caprolactam	ND		ug/kg	200	59.	1
2,3,4,6-Tetrachlorophenol	ND		ug/kg	200	39.	1

Project Name: 1111 ELMWOOD AVE. **Lab Number:** L1803048

Project Number: 0369-018-001-003 **Report Date:** 02/02/18

SAMPLE RESULTS

Lab ID: L1803048-19 Date Collected: 01/26/18 13:03

Client ID: RI-TP-12 (7.0-9.0) Date Received: 01/26/18

Sample Location: BUFFALO, NY Field Prep: Not Specified

Sample Depth:

Parameter	Result	Qualifier	Units	RL	MDL	Dilution Factor

Semivolatile Organics by GC/MS - Westborough Lab

Surrogate	% Recovery	Qualifier	Acceptance Criteria
2-Fluorophenol	72		25-120
Phenol-d6	75		10-120
Nitrobenzene-d5	78		23-120
2-Fluorobiphenyl	72		30-120
2,4,6-Tribromophenol	59		10-136
4-Terphenyl-d14	79		18-120

Project Name: 1111 ELMWOOD AVE. **Lab Number:** L1803048

Project Number: 0369-018-001-003 **Report Date:** 02/02/18

Method Blank Analysis
Batch Quality Control

Analytical Method: 1,8270D
Analytical Date: 02/01/18 00:53
Analyst: ALS

Extraction Method: EPA 3546
Extraction Date: 01/30/18 18:28

Parameter	Result	Qualifier	Units	RL	MDL
Semivolatile Organics by GC/MS - Westborough Lab for sample(s): 01-19 Batch: WG1085186-1					
Acenaphthene	ND		ug/kg	130	17.
Hexachlorobenzene	ND		ug/kg	97	18.
Bis(2-chloroethyl)ether	ND		ug/kg	140	22.
2-Chloronaphthalene	ND		ug/kg	160	16.
3,3'-Dichlorobenzidine	ND		ug/kg	160	43.
2,4-Dinitrotoluene	ND		ug/kg	160	32.
2,6-Dinitrotoluene	ND		ug/kg	160	28.
Fluoranthene	ND		ug/kg	97	18.
4-Chlorophenyl phenyl ether	ND		ug/kg	160	17.
4-Bromophenyl phenyl ether	ND		ug/kg	160	25.
Bis(2-chloroisopropyl)ether	ND		ug/kg	190	28.
Bis(2-chloroethoxy)methane	ND		ug/kg	170	16.
Hexachlorobutadiene	ND		ug/kg	160	24.
Hexachlorocyclopentadiene	ND		ug/kg	460	150
Hexachloroethane	ND		ug/kg	130	26.
Isophorone	ND		ug/kg	140	21.
Naphthalene	ND		ug/kg	160	20.
Nitrobenzene	ND		ug/kg	140	24.
NDPA/DPA	ND		ug/kg	130	18.
n-Nitrosodi-n-propylamine	ND		ug/kg	160	25.
Bis(2-ethylhexyl)phthalate	ND		ug/kg	160	56.
Butyl benzyl phthalate	ND		ug/kg	160	41.
Di-n-butylphthalate	ND		ug/kg	160	31.
Di-n-octylphthalate	ND		ug/kg	160	55.
Diethyl phthalate	ND		ug/kg	160	15.
Dimethyl phthalate	ND		ug/kg	160	34.
Benzo(a)anthracene	ND		ug/kg	97	18.
Benzo(a)pyrene	ND		ug/kg	130	39.
Benzo(b)fluoranthene	ND		ug/kg	97	27.

Project Name: 1111 ELMWOOD AVE. **Lab Number:** L1803048

Project Number: 0369-018-001-003 **Report Date:** 02/02/18

Method Blank Analysis
Batch Quality Control

Analytical Method: 1,8270D
Analytical Date: 02/01/18 00:53
Analyst: ALS

Extraction Method: EPA 3546
Extraction Date: 01/30/18 18:28

Parameter	Result	Qualifier	Units	RL	MDL
Semivolatile Organics by GC/MS - Westborough Lab for sample(s): 01-19 Batch: WG1085186-1					
Benzo(k)fluoranthene	ND		ug/kg	97	26.
Chrysene	ND		ug/kg	97	17.
Acenaphthylene	ND		ug/kg	130	25.
Anthracene	ND		ug/kg	97	32.
Benzo(ghi)perylene	ND		ug/kg	130	19.
Fluorene	ND		ug/kg	160	16.
Phenanthrene	ND		ug/kg	97	20.
Dibenzo(a,h)anthracene	ND		ug/kg	97	19.
Indeno(1,2,3-cd)pyrene	ND		ug/kg	130	22.
Pyrene	ND		ug/kg	97	16.
Biphenyl	ND		ug/kg	370	38.
4-Chloroaniline	ND		ug/kg	160	29.
2-Nitroaniline	ND		ug/kg	160	31.
3-Nitroaniline	ND		ug/kg	160	30.
4-Nitroaniline	ND		ug/kg	160	67.
Dibenzofuran	ND		ug/kg	160	15.
2-Methylnaphthalene	ND		ug/kg	190	20.
1,2,4,5-Tetrachlorobenzene	ND		ug/kg	160	17.
Acetophenone	ND		ug/kg	160	20.
2,4,6-Trichlorophenol	ND		ug/kg	97	31.
p-Chloro-m-cresol	ND		ug/kg	160	24.
2-Chlorophenol	ND		ug/kg	160	19.
2,4-Dichlorophenol	ND		ug/kg	140	26.
2,4-Dimethylphenol	ND		ug/kg	160	53.
2-Nitrophenol	ND		ug/kg	350	61.
4-Nitrophenol	ND		ug/kg	230	66.
2,4-Dinitrophenol	ND		ug/kg	780	75.
4,6-Dinitro-o-cresol	ND		ug/kg	420	78.
Pentachlorophenol	ND		ug/kg	130	36.

Project Name: 1111 ELMWOOD AVE.
Project Number: 0369-018-001-003

Lab Number: L1803048
Report Date: 02/02/18

Method Blank Analysis
Batch Quality Control

Analytical Method: 1,8270D
Analytical Date: 02/01/18 00:53
Analyst: ALS

Extraction Method: EPA 3546
Extraction Date: 01/30/18 18:28

Parameter	Result	Qualifier	Units	RL	MDL
Semivolatile Organics by GC/MS - Westborough Lab for sample(s): 01-19 Batch: WG1085186-1					
Phenol	ND		ug/kg	160	24.
2-Methylphenol	ND		ug/kg	160	25.
3-Methylphenol/4-Methylphenol	ND		ug/kg	230	25.
2,4,5-Trichlorophenol	ND		ug/kg	160	31.
Carbazole	ND		ug/kg	160	16.
Atrazine	ND		ug/kg	130	56.
Benzaldehyde	ND		ug/kg	210	44.
Caprolactam	ND		ug/kg	160	49.
2,3,4,6-Tetrachlorophenol	ND		ug/kg	160	33.
Tentatively Identified Compounds					
No Tentatively Identified Compounds	ND		ug/kg		

Surrogate	%Recovery	Qualifier	Acceptance Criteria
2-Fluorophenol	80		25-120
Phenol-d6	88		10-120
Nitrobenzene-d5	96		23-120
2-Fluorobiphenyl	80		30-120
2,4,6-Tribromophenol	82		10-136
4-Terphenyl-d14	90		18-120

Lab Control Sample Analysis
Batch Quality Control

Project Name: 1111 ELMWOOD AVE.
Project Number: 0369-018-001-003

Lab Number: L1803048
Report Date: 02/02/18

Parameter	LCS %Recovery	Qual	LCSD %Recovery	Qual	%Recovery Limits	RPD	Qual	RPD Limits
Semivolatile Organics by GC/MS - Westborough Lab Associated sample(s): 01-19 Batch: WG1085186-2 WG1085186-3								
Acenaphthene	69		68		31-137	1		50
Hexachlorobenzene	72		68		40-140	6		50
Bis(2-chloroethyl)ether	74		72		40-140	3		50
2-Chloronaphthalene	76		72		40-140	5		50
3,3'-Dichlorobenzidine	**38**	Q	**39**	Q	40-140	3		50
2,4-Dinitrotoluene	98		93		40-132	5		50
2,6-Dinitrotoluene	102		95		40-140	7		50
Fluoranthene	82		77		40-140	6		50
4-Chlorophenyl phenyl ether	72		69		40-140	4		50
4-Bromophenyl phenyl ether	75		71		40-140	5		50
Bis(2-chloroisopropyl)ether	84		82		40-140	2		50
Bis(2-chloroethoxy)methane	79		76		40-117	4		50
Hexachlorobutadiene	67		67		40-140	0		50
Hexachlorocyclopentadiene	63		62		40-140	2		50
Hexachloroethane	72		70		40-140	3		50
Isophorone	82		80		40-140	2		50
Naphthalene	68		67		40-140	1		50
Nitrobenzene	85		84		40-140	1		50
NDPA/DPA	78		74		36-157	5		50
n-Nitrosodi-n-propylamine	79		79		32-121	0		50
Bis(2-ethylhexyl)phthalate	89		83		40-140	7		50
Butyl benzyl phthalate	91		85		40-140	7		50
Di-n-butylphthalate	85		79		40-140	7		50

Lab Control Sample Analysis
Batch Quality Control

Project Name: 1111 ELMWOOD AVE.
Project Number: 0369-018-001-003

Lab Number: L1803048
Report Date: 02/02/18

Parameter	LCS %Recovery	Qual	LCSD %Recovery	Qual	%Recovery Limits	RPD	Qual	RPD Limits
Semivolatile Organics by GC/MS - Westborough Lab Associated sample(s): 01-19 Batch: WG1085186-2 WG1085186-3								
Di-n-octylphthalate	90		84		40-140	7		50
Diethyl phthalate	75		71		40-140	5		50
Dimethyl phthalate	82		76		40-140	8		50
Benzo(a)anthracene	78		72		40-140	8		50
Benzo(a)pyrene	78		73		40-140	7		50
Benzo(b)fluoranthene	78		73		40-140	7		50
Benzo(k)fluoranthene	79		73		40-140	8		50
Chrysene	76		72		40-140	5		50
Acenaphthylene	76		72		40-140	5		50
Anthracene	78		73		40-140	7		50
Benzo(ghi)perylene	84		78		40-140	7		50
Fluorene	75		71		40-140	5		50
Phenanthrene	76		72		40-140	5		50
Dibenzo(a,h)anthracene	79		73		40-140	8		50
Indeno(1,2,3-cd)pyrene	85		79		40-140	7		50
Pyrene	81		75		35-142	8		50
Biphenyl	73		70		54-104	4		50
4-Chloroaniline	**35**	Q	**34**	Q	40-140	3		50
2-Nitroaniline	105		97		47-134	8		50
3-Nitroaniline	60		62		26-129	3		50
4-Nitroaniline	82		78		41-125	5		50
Dibenzofuran	72		70		40-140	3		50
2-Methylnaphthalene	72		70		40-140	3		50

Lab Control Sample Analysis

Batch Quality Control

Project Name: 1111 ELMWOOD AVE.

Project Number: 0369-018-001-003

Lab Number: L1803048

Report Date: 02/02/18

Parameter	LCS %Recovery	Qual	LCSD %Recovery	Qual	%Recovery Limits	RPD	Qual	RPD Limits
Semivolatile Organics by GC/MS - Westborough Lab Associated sample(s): 01-19 Batch: WG1085186-2 WG1085186-3								
1,2,4,5-Tetrachlorobenzene	73		69		40-117	6		50
Acetophenone	68		66		14-144	3		50
2,4,6-Trichlorophenol	83		77		30-130	8		50
p-Chloro-m-cresol	89		82		26-103	8		50
2-Chlorophenol	77		75		25-102	3		50
2,4-Dichlorophenol	84		81		30-130	4		50
2,4-Dimethylphenol	83		78		30-130	6		50
2-Nitrophenol	96		93		30-130	3		50
4-Nitrophenol	99		91		11-114	8		50
2,4-Dinitrophenol	51		49		4-130	4		50
4,6-Dinitro-o-cresol	83		77		10-130	8		50
Pentachlorophenol	53		50		17-109	6		50
Phenol	73		71		26-90	3		50
2-Methylphenol	80		78		30-130.	3		50
3-Methylphenol/4-Methylphenol	82		78		30-130	5		50
2,4,5-Trichlorophenol	85		78		30-130	9		50
Carbazole	83		77		54-128	8		50
Atrazine	89		87		40-140	2		50
Benzaldehyde	60		60		40-140	0		50
Caprolactam	84		79		15-130	6		50
2,3,4,6-Tetrachlorophenol	77		71		40-140	8		50

Lab Control Sample Analysis

Batch Quality Control

Project Name: 1111 ELMWOOD AVE.

Project Number: 0369-018-001-003

Lab Number: L1803048

Report Date: 02/02/18

Parameter	LCS %Recovery	Qual	LCSD %Recovery	Qual	%Recovery Limits	RPD	Qual	RPD Limits
Semivolatile Organics by GC/MS - Westborough Lab Associated sample(s): 01-19 Batch: WG1085186-2 WG1085186-3								

Surrogate	LCS %Recovery	Qual	LCSD %Recovery	Qual	Acceptance Criteria
2-Fluorophenol	78		75		25-120
Phenol-d6	86		83		10-120
Nitrobenzene-d5	94		91		23-120
2-Fluorobiphenyl	80		76		30-120
2,4,6-Tribromophenol	89		84		10-136
4-Terphenyl-d14	83		78		18-120

Matrix Spike Analysis

Batch Quality Control

Project Name: 1111 ELMWOOD AVE.

Project Number: 0369-018-001-003

Lab Number: L1803048

Report Date: 02/02/18

Parameter	Native Sample	MS Added	MS Found	MS %Recovery	Qual	MSD Found	MSD %Recovery	Qual	Recovery Limits	RPD	Qual	RPD Limits
Semivolatile Organics by GC/MS - Westborough Lab Associated sample(s): 01-19 QC Batch ID: WG1085186-4 WG1085186-5 QC Sample: L1803048-02 Client ID: RI-TP-1 (9.5-11.5)												
Acenaphthene	ND	1540	1200	78		1300	85		31-137	8		50
Hexachlorobenzene	ND	1540	1300	84		1400	91		40-140	7		50
Bis(2-chloroethyl)ether	ND	1540	1100	71		1200	78		40-140	9		50
2-Chloronaphthalene	ND	1540	1200	78		1300	85		40-140	8		50
3,3'-Dichlorobenzidine	ND	1540	730	47		800	52		40-140	9		50
2,4-Dinitrotoluene	ND	1540	1800	120		1800	120		40-132	0		50
2,6-Dinitrotoluene	ND	1540	1600	100		1700	110		40-140	6		50
Fluoranthene	ND	1540	1400	91		1500	98		40-140	7		50
4-Chlorophenyl phenyl ether	ND	1540	1300	84		1400	91		40-140	7		50
4-Bromophenyl phenyl ether	ND	1540	1400	91		1400	91		40-140	0		50
Bis(2-chloroisopropyl)ether	ND	1540	1000	65		1200	78		40-140	18		50
Bis(2-chloroethoxy)methane	ND	1540	1200	78		1300	85		40-117	8		50
Hexachlorobutadiene	ND	1540	1100	71		1200	78		40-140	9		50
Hexachlorocyclopentadiene	ND	1540	1400	91		1600	100		40-140	13		50
Hexachloroethane	ND	1540	1100	71		1200	78		40-140	9		50
Isophorone	ND	1540	1200	78		1400	91		40-140	15		50
Naphthalene	ND	1540	1100	71		1200	78		40-140	9		50
Nitrobenzene	ND	1540	1200	78		1400	91		40-140	15		50
NDPA/DPA	ND	1540	1400	91		1400	91		36-157	0		50
n-Nitrosodi-n-propylamine	ND	1540	1200	78		1300	85		32-121	8		50
Bis(2-ethylhexyl)phthalate	ND	1540	1500	97		1500	98		40-140	0		50
Butyl benzyl phthalate	ND	1540	1700	110		1700	110		40-140	0		50
Di-n-butylphthalate	ND	1540	1500	97		1600	100		40-140	6		50

Matrix Spike Analysis

Batch Quality Control

Project Name: 1111 ELMWOOD AVE.

Project Number: 0369-018-001-003

Lab Number: L1803048

Report Date: 02/02/18

Parameter	Native Sample	MS Added	MS Found	MS %Recovery	Qual	MSD Found	MSD %Recovery	Qual	Recovery Limits	RPD	Qual	RPD Limits
Semivolatile Organics by GC/MS - Westborough Lab Associated sample(s): 01-19 QC Batch ID: WG1085186-4 WG1085186-5 QC Sample: L1803048-02 Client ID: RI-TP-1 (9.5-11.5)												
Di-n-octylphthalate	ND	1540	1600	100		1700	110		40-140	6		50
Diethyl phthalate	ND	1540	1400	91		1500	98		40-140	7		50
Dimethyl phthalate	ND	1540	1400	91		1500	98		40-140	7		50
Benzo(a)anthracene	ND	1540	1400	91		1400	91		40-140	0		50
Benzo(a)pyrene	ND	1540	1500	97		1500	98		40-140	0		50
Benzo(b)fluoranthene	ND	1540	1500	97		1500	98		40-140	0		50
Benzo(k)fluoranthene	ND	1540	1400	91		1400	91		40-140	0		50
Chrysene	ND	1540	1300	84		1400	91		40-140	7		50
Acenaphthylene	ND	1540	1300	84		1400	91		40-140	7		50
Anthracene	ND	1540	1400	91		1400	91		40-140	0		50
Benzo(ghi)perylene	ND	1540	1400	91		1500	98		40-140	7		50
Fluorene	ND	1540	1300	84		1400	91		40-140	7		50
Phenanthrene	ND	1540	1300	84		1400	91		40-140	7		50
Dibenzo(a,h)anthracene	ND	1540	1400	91		1500	98		40-140	7		50
Indeno(1,2,3-cd)pyrene	ND	1540	1600	100		1600	100		40-140	0		50
Pyrene	ND	1540	1400	91		1400	91		35-142	0		50
Biphenyl	ND	1540	1300	84		1400	91		54-104	7		50
4-Chloroaniline	ND	1540	540	**35**	Q	620	40		40-140	14		50
2-Nitroaniline	ND	1540	1600	100		1700	110		47-134	6		50
3-Nitroaniline	ND	1540	1000	65		1100	72		26-129	10		50
4-Nitroaniline	ND	1540	1500	97		1500	98		41-125	0		50
Dibenzofuran	ND	1540	1300	84		1400	91		40-140	7		50
2-Methylnaphthalene	ND	1540	1200	78		1300	85		40-140	8		50

Matrix Spike Analysis

Batch Quality Control

Project Name: 1111 ELMWOOD AVE.

Project Number: 0369-018-001-003

Lab Number: L1803048

Report Date: 02/02/18

Parameter	Native Sample	MS Added	MS Found	MS %Recovery	Qual	MSD Found	MSD %Recovery	Qual	Recovery Limits	RPD	Qual	RPD Limits
Semivolatile Organics by GC/MS - Westborough Lab Associated sample(s): 01-19 QC Batch ID: WG1085186-4 WG1085186-5 QC Sample: L1803048-02 Client ID: RI-TP-1 (9.5-11.5)												
1,2,4,5-Tetrachlorobenzene	ND	1540	1200	78		1300	85		40-117	8		50
Acetophenone	ND	1540	1100	71		1200	78		14-144	9		50
2,4,6-Trichlorophenol	ND	1540	1500	97		1500	98		30-130	0		50
p-Chloro-m-cresol	ND	1540	1500	97		1600	100		26-103	6		50
2-Chlorophenol	ND	1540	1200	78		1300	85		25-102	8		50
2,4-Dichlorophenol	ND	1540	1400	91		1500	98		30-130	7		50
2,4-Dimethylphenol	ND	1540	1400	91		1400	91		30-130	0		50
2-Nitrophenol	ND	1540	1500	97		1600	100		30-130	6		50
4-Nitrophenol	ND	1540	1700	110		1700	110		11-114	0		50
2,4-Dinitrophenol	ND	1540	380J	25		330J	22		4-130	14		50
4,6-Dinitro-o-cresol	ND	1540	1300	84		1300	85		10-130	0		50
Pentachlorophenol	ND	1540	1200	78		1200	78		17-109	0		50
Phenol	ND	1540	1100	71		1300	85		26-90	17		50
2-Methylphenol	ND	1540	1300	84		1400	91		30-130.	7		50
3-Methylphenol/4-Methylphenol	ND	1540	1200	78		1400	91		30-130	15		50
2,4,5-Trichlorophenol	ND	1540	1500	97		1600	100		30-130	6		50
Carbazole	ND	1540	1400	91		1400	91		54-128	0		50
Atrazine	ND	1540	1700	110		1800	120		40-140	6		50
Benzaldehyde	ND	1540	940	61		1000	65		40-140	6		50
Caprolactam	ND	1540	1200	78		1200	78		15-130	0		50
2,3,4,6-Tetrachlorophenol	ND	1540	1500	97		1500	98		40-140	0		50

Matrix Spike Analysis

Batch Quality Control

Project Name: 1111 ELMWOOD AVE.

Project Number: 0369-018-001-003

Lab Number: L1803048

Report Date: 02/02/18

Parameter	*Native Sample*	*MS Added*	*MS Found*	*MS %Recovery*	*Qual*	*MSD Found*	*MSD %Recovery*	*Qual*	*Recovery Limits*	*RPD*	*Qual*	*RPD Limits*
Semivolatile Organics by GC/MS - Westborough Lab Associated sample(s): 01-19 QC Batch ID: WG1085186-4 WG1085186-5 QC Sample: L1803048-02 Client ID: RI-TP-1 (9.5-11.5)												

Surrogate	*MS % Recovery*	*MS Qualifier*	*MSD % Recovery*	*MSD Qualifier*	*Acceptance Criteria*
2,4,6-Tribromophenol	100		105		10-136
2-Fluorobiphenyl	82		88		30-120
2-Fluorophenol	81		89		25-120
4-Terphenyl-d14	92		96		18-120
Nitrobenzene-d5	87		95		23-120
Phenol-d6	82		91		10-120

PCBS

Project Name: 1111 ELMWOOD AVE.
Project Number: 0369-018-001-003
Lab Number: L1803048
Report Date: 02/02/18

SAMPLE RESULTS

Lab ID: L1803048-02
Client ID: RI-TP-1 (9.5-11.5)
Sample Location: BUFFALO, NY
Sample Depth:
Matrix: Soil
Analytical Method: 1,8082A
Analytical Date: 01/31/18 10:57
Analyst: HT
Percent Solids: 86%

Date Collected: 01/26/18 09:00
Date Received: 01/26/18
Field Prep: Not Specified

Extraction Method: EPA 3546
Extraction Date: 01/30/18 16:40
Cleanup Method: EPA 3665A
Cleanup Date: 01/30/18
Cleanup Method: EPA 3660B
Cleanup Date: 01/31/18

Parameter	Result	Qualifier	Units	RL	MDL	Dilution Factor	Column
Polychlorinated Biphenyls by GC - Westborough Lab							
Aroclor 1016	ND		ug/kg	37.9	4.30	1	A
Aroclor 1221	ND		ug/kg	37.9	5.77	1	A
Aroclor 1232	ND		ug/kg	37.9	3.73	1	A
Aroclor 1242	ND		ug/kg	37.9	4.64	1	A
Aroclor 1248	ND		ug/kg	37.9	4.25	1	A
Aroclor 1254	ND		ug/kg	37.9	3.09	1	A
Aroclor 1260	ND		ug/kg	37.9	3.96	1	A
Aroclor 1262	ND		ug/kg	37.9	3.12	1	A
Aroclor 1268	ND		ug/kg	37.9	2.68	1	A
PCBs, Total	ND		ug/kg	37.9	2.68	1	A

Surrogate	% Recovery	Qualifier	Acceptance Criteria	Column
2,4,5,6-Tetrachloro-m-xylene	87		30-150	A
Decachlorobiphenyl	63		30-150	A
2,4,5,6-Tetrachloro-m-xylene	89		30-150	B
Decachlorobiphenyl	96		30-150	B

Project Name: 1111 ELMWOOD AVE.
Project Number: 0369-018-001-003
Lab Number: L1803048
Report Date: 02/02/18

SAMPLE RESULTS

Lab ID: L1803048-05
Client ID: RI-TP-3 (3.5-5.5)
Sample Location: BUFFALO, NY
Sample Depth:
Matrix: Soil
Analytical Method: 1,8082A
Analytical Date: 01/31/18 11:46
Analyst: HT
Percent Solids: 75%

Date Collected: 01/26/18 10:12
Date Received: 01/26/18
Field Prep: Not Specified

Extraction Method: EPA 3546
Extraction Date: 01/30/18 16:40
Cleanup Method: EPA 3665A
Cleanup Date: 01/30/18
Cleanup Method: EPA 3660B
Cleanup Date: 01/31/18

Parameter	Result	Qualifier	Units	RL	MDL	Dilution Factor	Column
Polychlorinated Biphenyls by GC - Westborough Lab							
Aroclor 1016	ND		ug/kg	42.6	4.83	1	A
Aroclor 1221	ND		ug/kg	42.6	6.48	1	A
Aroclor 1232	ND		ug/kg	42.6	4.19	1	A
Aroclor 1242	ND		ug/kg	42.6	5.21	1	A
Aroclor 1248	ND		ug/kg	42.6	4.78	1	A
Aroclor 1254	ND		ug/kg	42.6	3.47	1	A
Aroclor 1260	4.88	J	ug/kg	42.6	4.44	1	A
Aroclor 1262	ND		ug/kg	42.6	3.50	1	A
Aroclor 1268	ND		ug/kg	42.6	3.01	1	A
PCBs, Total	4.88	J	ug/kg	42.6	3.01	1	A

Surrogate	% Recovery	Qualifier	Acceptance Criteria	Column
2,4,5,6-Tetrachloro-m-xylene	87		30-150	A
Decachlorobiphenyl	75		30-150	A
2,4,5,6-Tetrachloro-m-xylene	75		30-150	B
Decachlorobiphenyl	83		30-150	B

Project Name: 1111 ELMWOOD AVE.
Project Number: 0369-018-001-003
Lab Number: L1803048
Report Date: 02/02/18

SAMPLE RESULTS

Lab ID: L1803048-06
Client ID: BLIND DUP #1
Sample Location: BUFFALO, NY
Sample Depth:
Matrix: Soil
Analytical Method: 1,8082A
Analytical Date: 01/31/18 12:03
Analyst: HT
Percent Solids: 76%

Date Collected: 01/26/18 12:00
Date Received: 01/26/18
Field Prep: Not Specified

Extraction Method: EPA 3546
Extraction Date: 01/30/18 16:40
Cleanup Method: EPA 3665A
Cleanup Date: 01/30/18
Cleanup Method: EPA 3660B
Cleanup Date: 01/31/18

Parameter	Result	Qualifier	Units	RL	MDL	Dilution Factor	Column
Polychlorinated Biphenyls by GC - Westborough Lab							
Aroclor 1016	ND		ug/kg	42.3	4.79	1	A
Aroclor 1221	ND		ug/kg	42.3	6.44	1	A
Aroclor 1232	ND		ug/kg	42.3	4.16	1	A
Aroclor 1242	ND		ug/kg	42.3	5.18	1	A
Aroclor 1248	ND		ug/kg	42.3	4.74	1	A
Aroclor 1254	ND		ug/kg	42.3	3.45	1	A
Aroclor 1260	ND		ug/kg	42.3	4.41	1	A
Aroclor 1262	ND		ug/kg	42.3	3.48	1	A
Aroclor 1268	ND		ug/kg	42.3	2.99	1	A
PCBs, Total	ND		ug/kg	42.3	2.99	1	A

Surrogate	% Recovery	Qualifier	Acceptance Criteria	Column
2,4,5,6-Tetrachloro-m-xylene	83		30-150	A
Decachlorobiphenyl	70		30-150	A
2,4,5,6-Tetrachloro-m-xylene	78		30-150	B
Decachlorobiphenyl	90		30-150	B

Project Name: 1111 ELMWOOD AVE.
Project Number: 0369-018-001-003
Lab Number: L1803048
Report Date: 02/02/18

SAMPLE RESULTS

Lab ID: L1803048-13
Client ID: RI-TP-7 (8-10)
Sample Location: BUFFALO, NY
Sample Depth:
Matrix: Soil
Analytical Method: 1,8082A
Analytical Date: 01/31/18 12:19
Analyst: HT
Percent Solids: 86%

Date Collected: 01/26/18 12:22
Date Received: 01/26/18
Field Prep: Not Specified

Extraction Method: EPA 3546
Extraction Date: 01/30/18 16:40
Cleanup Method: EPA 3665A
Cleanup Date: 01/30/18
Cleanup Method: EPA 3660B
Cleanup Date: 01/31/18

Parameter	Result	Qualifier	Units	RL	MDL	Dilution Factor	Column
Polychlorinated Biphenyls by GC - Westborough Lab							
Aroclor 1016	ND		ug/kg	37.8	4.28	1	A
Aroclor 1221	ND		ug/kg	37.8	5.75	1	A
Aroclor 1232	ND		ug/kg	37.8	3.72	1	A
Aroclor 1242	ND		ug/kg	37.8	4.62	1	A
Aroclor 1248	ND		ug/kg	37.8	4.24	1	A
Aroclor 1254	ND		ug/kg	37.8	3.08	1	A
Aroclor 1260	ND		ug/kg	37.8	3.94	1	A
Aroclor 1262	ND		ug/kg	37.8	3.10	1	A
Aroclor 1268	ND		ug/kg	37.8	2.67	1	A
PCBs, Total	ND		ug/kg	37.8	2.67	1	A

Surrogate	% Recovery	Qualifier	Acceptance Criteria	Column
2,4,5,6-Tetrachloro-m-xylene	93		30-150	A
Decachlorobiphenyl	83		30-150	A
2,4,5,6-Tetrachloro-m-xylene	90		30-150	B
Decachlorobiphenyl	99		30-150	B

Project Name: 1111 ELMWOOD AVE.
Project Number: 0369-018-001-003
Lab Number: L1803048
Report Date: 02/02/18

SAMPLE RESULTS

Lab ID: L1803048-14
Client ID: RI-TP-9 (6.5-8.5)
Sample Location: BUFFALO, NY
Sample Depth:
Matrix: Soil
Analytical Method: 1,8082A
Analytical Date: 01/31/18 12:36
Analyst: HT
Percent Solids: 66%

Date Collected: 01/26/18 14:23
Date Received: 01/26/18
Field Prep: Not Specified

Extraction Method: EPA 3546
Extraction Date: 01/30/18 16:41
Cleanup Method: EPA 3665A
Cleanup Date: 01/30/18
Cleanup Method: EPA 3660B
Cleanup Date: 01/31/18

Parameter	Result	Qualifier	Units	RL	MDL	Dilution Factor	Column
Polychlorinated Biphenyls by GC - Westborough Lab							
Aroclor 1016	ND		ug/kg	49.1	5.57	1	A
Aroclor 1221	ND		ug/kg	49.1	7.48	1	A
Aroclor 1232	ND		ug/kg	49.1	4.83	1	A
Aroclor 1242	ND		ug/kg	49.1	6.01	1	A
Aroclor 1248	ND		ug/kg	49.1	5.51	1	A
Aroclor 1254	ND		ug/kg	49.1	4.01	1	A
Aroclor 1260	ND		ug/kg	49.1	5.13	1	A
Aroclor 1262	ND		ug/kg	49.1	4.04	1	A
Aroclor 1268	ND		ug/kg	49.1	3.48	1	A
PCBs, Total	ND		ug/kg	49.1	3.48	1	A

Surrogate	% Recovery	Qualifier	Acceptance Criteria	Column
2,4,5,6-Tetrachloro-m-xylene	78		30-150	A
Decachlorobiphenyl	69		30-150	A
2,4,5,6-Tetrachloro-m-xylene	84		30-150	B
Decachlorobiphenyl	94		30-150	B

Project Name: 1111 ELMWOOD AVE.
Project Number: 0369-018-001-003
Lab Number: L1803048
Report Date: 02/02/18

SAMPLE RESULTS

Lab ID: L1803048-17
Client ID: RI-TP-11 (12-14.5)
Sample Location: BUFFALO, NY
Sample Depth:
Matrix: Soil
Analytical Method: 1,8082A
Analytical Date: 01/31/18 12:52
Analyst: HT
Percent Solids: 86%

Date Collected: 01/26/18 13:33
Date Received: 01/26/18
Field Prep: Not Specified

Extraction Method: EPA 3546
Extraction Date: 01/30/18 16:41
Cleanup Method: EPA 3665A
Cleanup Date: 01/30/18
Cleanup Method: EPA 3660B
Cleanup Date: 01/31/18

Parameter	Result	Qualifier	Units	RL	MDL	Dilution Factor	Column
Polychlorinated Biphenyls by GC - Westborough Lab							
Aroclor 1016	ND		ug/kg	38.2	4.33	1	A
Aroclor 1221	ND		ug/kg	38.2	5.82	1	A
Aroclor 1232	ND		ug/kg	38.2	3.76	1	A
Aroclor 1242	ND		ug/kg	38.2	4.68	1	A
Aroclor 1248	ND		ug/kg	38.2	4.29	1	A
Aroclor 1254	ND		ug/kg	38.2	3.12	1	A
Aroclor 1260	ND		ug/kg	38.2	3.99	1	A
Aroclor 1262	ND		ug/kg	38.2	3.14	1	A
Aroclor 1268	ND		ug/kg	38.2	2.71	1	A
PCBs, Total	ND		ug/kg	38.2	2.71	1	A

Surrogate	% Recovery	Qualifier	Acceptance Criteria	Column
2,4,5,6-Tetrachloro-m-xylene	69		30-150	A
Decachlorobiphenyl	60		30-150	A
2,4,5,6-Tetrachloro-m-xylene	72		30-150	B
Decachlorobiphenyl	74		30-150	B

Project Name: 1111 ELMWOOD AVE.
Project Number: 0369-018-001-003

Lab Number: L1803048
Report Date: 02/02/18

Method Blank Analysis
Batch Quality Control

Analytical Method: 1,8082A
Analytical Date: 01/31/18 08:28
Analyst: WR

Extraction Method: EPA 3546
Extraction Date: 01/30/18 16:40
Cleanup Method: EPA 3665A
Cleanup Date: 01/30/18
Cleanup Method: EPA 3660B
Cleanup Date: 01/31/18

Parameter	Result	Qualifier	Units	RL	MDL	Column
Polychlorinated Biphenyls by GC - Westborough Lab for sample(s): 02,05-06,13-14,17 Batch: WG1085149-1						
Aroclor 1016	ND		ug/kg	32.1	3.64	A
Aroclor 1221	ND		ug/kg	32.1	4.89	A
Aroclor 1232	ND		ug/kg	32.1	3.16	A
Aroclor 1242	ND		ug/kg	32.1	3.93	A
Aroclor 1248	ND		ug/kg	32.1	3.60	A
Aroclor 1254	ND		ug/kg	32.1	2.62	A
Aroclor 1260	ND		ug/kg	32.1	3.35	A
Aroclor 1262	ND		ug/kg	32.1	2.64	A
Aroclor 1268	ND		ug/kg	32.1	2.27	A
PCBs, Total	ND		ug/kg	32.1	2.27	A

Surrogate	%Recovery	Qualifier	Acceptance Criteria	Column
2,4,5,6-Tetrachloro-m-xylene	94		30-150	A
Decachlorobiphenyl	79		30-150	A
2,4,5,6-Tetrachloro-m-xylene	90		30-150	B
Decachlorobiphenyl	94		30-150	B

Lab Control Sample Analysis

Batch Quality Control

Project Name: 1111 ELMWOOD AVE.

Project Number: 0369-018-001-003

Lab Number: L1803048

Report Date: 02/02/18

Parameter	LCS %Recovery	Qual	LCSD %Recovery	Qual	%Recovery Limits	RPD	Qual	RPD Limits	Column
Polychlorinated Biphenyls by GC - Westborough Lab Associated sample(s): 02,05-06,13-14,17 Batch: WG1085149-2 WG1085149-3									
Aroclor 1016	92		96		40-140	4		50	A
Aroclor 1260	88		89		40-140	1		50	A

Surrogate	LCS %Recovery	Qual	LCSD %Recovery	Qual	Acceptance Criteria	Column
2,4,5,6-Tetrachloro-m-xylene	90		93		30-150	A
Decachlorobiphenyl	81		80		30-150	A
2,4,5,6-Tetrachloro-m-xylene	85		90		30-150	B
Decachlorobiphenyl	94		106		30-150	B

Matrix Spike Analysis

Batch Quality Control

Project Name: 1111 ELMWOOD AVE.

Project Number: 0369-018-001-003

Lab Number: L1803048

Report Date: 02/02/18

Parameter	Native Sample	MS Added	MS Found	MS %Recovery	Qual	MSD Found	MSD %Recovery	Qual	Recovery Limits	RPD	Qual	RPD Limits	Column
Polychlorinated Biphenyls by GC - Westborough Lab Associated sample(s): 02,05-06,13-14,17 QC Batch ID: WG1085149-4 WG1085149-5 QC Sample: L1803048-02 Client ID: RI-TP-1 (9.5-11.5)													
Aroclor 1016	ND	228	169	74		171	73		40-140	1		50	A
Aroclor 1260	ND	228	164	72		172	73		40-140	5		50	A

Surrogate	MS % Recovery	MS Qualifier	MSD % Recovery	MSD Qualifier	Acceptance Criteria	Column
2,4,5,6-Tetrachloro-m-xylene	81		78		30-150	A
Decachlorobiphenyl	63		68		30-150	A
2,4,5,6-Tetrachloro-m-xylene	79		81		30-150	B
Decachlorobiphenyl	89		89		30-150	B

PESTICIDES

Project Name: 1111 ELMWOOD AVE.
Project Number: 0369-018-001-003
Lab Number: L1803048
Report Date: 02/02/18

SAMPLE RESULTS

Lab ID: L1803048-02
Client ID: RI-TP-1 (9.5-11.5)
Sample Location: BUFFALO, NY
Sample Depth:
Matrix: Soil
Analytical Method: 1,8081B
Analytical Date: 01/31/18 23:45
Analyst: JW
Percent Solids: 86%

Date Collected: 01/26/18 09:00
Date Received: 01/26/18
Field Prep: Not Specified

Extraction Method: EPA 3546
Extraction Date: 01/30/18 17:47
Cleanup Method: EPA 3620B
Cleanup Date: 01/31/18

Parameter	Result	Qualifier	Units	RL	MDL	Dilution Factor	Column
Organochlorine Pesticides by GC - Westborough Lab							
Delta-BHC	ND		ug/kg	1.81	0.354	1	A
Lindane	ND		ug/kg	0.754	0.337	1	A
Alpha-BHC	ND		ug/kg	0.754	0.214	1	A
Beta-BHC	ND		ug/kg	1.81	0.686	1	A
Heptachlor	ND		ug/kg	0.905	0.406	1	A
Aldrin	ND		ug/kg	1.81	0.637	1	A
Heptachlor epoxide	ND		ug/kg	3.39	1.02	1	A
Endrin	ND		ug/kg	0.754	0.309	1	A
Endrin aldehyde	ND		ug/kg	2.26	0.792	1	A
Endrin ketone	ND		ug/kg	1.81	0.466	1	A
Dieldrin	ND		ug/kg	1.13	0.565	1	A
4,4'-DDE	ND		ug/kg	1.81	0.418	1	A
4,4'-DDD	ND		ug/kg	1.81	0.645	1	A
4,4'-DDT	ND		ug/kg	3.39	1.45	1	A
Endosulfan I	ND		ug/kg	1.81	0.427	1	A
Endosulfan II	ND		ug/kg	1.81	0.605	1	A
Endosulfan sulfate	ND		ug/kg	0.754	0.359	1	A
Methoxychlor	ND		ug/kg	3.39	1.06	1	A
Toxaphene	ND		ug/kg	33.9	9.50	1	A
cis-Chlordane	ND		ug/kg	2.26	0.630	1	A
trans-Chlordane	ND		ug/kg	2.26	0.597	1	A
Chlordane	ND		ug/kg	14.7	5.99	1	A

Surrogate	% Recovery	Qualifier	Acceptance Criteria	Column
2,4,5,6-Tetrachloro-m-xylene	84		30-150	B
Decachlorobiphenyl	95		30-150	B
2,4,5,6-Tetrachloro-m-xylene	78		30-150	A
Decachlorobiphenyl	86		30-150	A

Project Name: 1111 ELMWOOD AVE.
Lab Number: L1803048
Project Number: 0369-018-001-003
Report Date: 02/02/18

SAMPLE RESULTS

Lab ID: L1803048-02
Client ID: RI-TP-1 (9.5-11.5)
Sample Location: BUFFALO, NY
Sample Depth:
Matrix: Soil
Analytical Method: 1,8151A
Analytical Date: 01/31/18 19:01
Analyst: SL
Percent Solids: 86%
Methylation Date: 01/30/18 21:38

Date Collected: 01/26/18 09:00
Date Received: 01/26/18
Field Prep: Not Specified

Extraction Method: EPA 8151A
Extraction Date: 01/29/18 23:57

Parameter	Result	Qualifier	Units	RL	MDL	Dilution Factor	Column
Chlorinated Herbicides by GC - Westborough Lab							
2,4-D	ND		ug/kg	191	12.0	1	A
2,4,5-T	ND		ug/kg	191	5.92	1	A
2,4,5-TP (Silvex)	ND		ug/kg	191	5.08	1	A

Surrogate	% Recovery	Qualifier	Acceptance Criteria	Column
DCAA	103		30-150	A
DCAA	96		30-150	B

Project Name: 1111 ELMWOOD AVE.
Project Number: 0369-018-001-003
Lab Number: L1803048
Report Date: 02/02/18

SAMPLE RESULTS

Lab ID: L1803048-05
Client ID: RI-TP-3 (3.5-5.5)
Sample Location: BUFFALO, NY
Sample Depth:
Matrix: Soil
Analytical Method: 1,8081B
Analytical Date: 02/01/18 00:23
Analyst: JW
Percent Solids: 75%

Date Collected: 01/26/18 10:12
Date Received: 01/26/18
Field Prep: Not Specified

Extraction Method: EPA 3546
Extraction Date: 01/30/18 17:47
Cleanup Method: EPA 3620B
Cleanup Date: 01/31/18

Parameter	Result	Qualifier	Units	RL	MDL	Dilution Factor	Column
Organochlorine Pesticides by GC - Westborough Lab							
Delta-BHC	ND		ug/kg	2.10	0.412	1	A
Lindane	ND		ug/kg	0.876	0.392	1	A
Alpha-BHC	ND		ug/kg	0.876	0.249	1	A
Beta-BHC	ND		ug/kg	2.10	0.797	1	A
Heptachlor	ND		ug/kg	1.05	0.471	1	A
Aldrin	ND		ug/kg	2.10	0.740	1	A
Heptachlor epoxide	ND		ug/kg	3.94	1.18	1	A
Endrin	ND		ug/kg	0.876	0.359	1	A
Endrin aldehyde	ND		ug/kg	2.63	0.920	1	A
Endrin ketone	ND		ug/kg	2.10	0.541	1	A
Dieldrin	3.75		ug/kg	1.31	0.657	1	B
4,4'-DDE	4.02	P	ug/kg	2.10	0.486	1	A
4,4'-DDD	ND		ug/kg	2.10	0.750	1	A
4,4'-DDT	18.1		ug/kg	3.94	1.69	1	B
Endosulfan I	ND		ug/kg	2.10	0.497	1	A
Endosulfan II	ND		ug/kg	2.10	0.703	1	A
Endosulfan sulfate	ND		ug/kg	0.876	0.417	1	A
Methoxychlor	ND		ug/kg	3.94	1.23	1	A
Toxaphene	ND		ug/kg	39.4	11.0	1	A
cis-Chlordane	ND		ug/kg	2.63	0.732	1	A
trans-Chlordane	ND		ug/kg	2.63	0.694	1	A
Chlordane	ND		ug/kg	17.1	6.96	1	A

Surrogate	% Recovery	Qualifier	Acceptance Criteria	Column
2,4,5,6-Tetrachloro-m-xylene	132		30-150	B
Decachlorobiphenyl	80		30-150	B
2,4,5,6-Tetrachloro-m-xylene	134		30-150	A
Decachlorobiphenyl	65		30-150	A

Project Name: 1111 ELMWOOD AVE.
Lab Number: L1803048
Project Number: 0369-018-001-003
Report Date: 02/02/18

SAMPLE RESULTS

Lab ID: L1803048-05
Client ID: RI-TP-3 (3.5-5.5)
Sample Location: BUFFALO, NY
Sample Depth:
Matrix: Soil
Analytical Method: 1,8151A
Analytical Date: 01/31/18 21:32
Analyst: SL
Percent Solids: 75%
Methylation Date: 01/30/18 21:38

Date Collected: 01/26/18 10:12
Date Received: 01/26/18
Field Prep: Not Specified

Extraction Method: EPA 8151A
Extraction Date: 01/29/18 23:57

Parameter	Result	Qualifier	Units	RL	MDL	Dilution Factor	Column
Chlorinated Herbicides by GC - Westborough Lab							
2,4-D	ND		ug/kg	223	14.0	1	A
2,4,5-T	ND		ug/kg	223	6.90	1	A
2,4,5-TP (Silvex)	ND		ug/kg	223	5.92	1	A

Surrogate	% Recovery	Qualifier	Acceptance Criteria	Column
DCAA	120		30-150	A
DCAA	127		30-150	B

Project Name: 1111 ELMWOOD AVE.
Project Number: 0369-018-001-003
Lab Number: L1803048
Report Date: 02/02/18

SAMPLE RESULTS

Lab ID: L1803048-06
Client ID: BLIND DUP #1
Sample Location: BUFFALO, NY
Sample Depth:
Matrix: Soil
Analytical Method: 1,8081B
Analytical Date: 01/31/18 21:38
Analyst: JW
Percent Solids: 76%

Date Collected: 01/26/18 12:00
Date Received: 01/26/18
Field Prep: Not Specified

Extraction Method: EPA 3546
Extraction Date: 01/30/18 17:47
Cleanup Method: EPA 3620B
Cleanup Date: 01/31/18

Parameter	Result	Qualifier	Units	RL	MDL	Dilution Factor	Column
Organochlorine Pesticides by GC - Westborough Lab							
Delta-BHC	ND		ug/kg	2.00	0.392	1	A
Lindane	ND		ug/kg	0.835	0.373	1	A
Alpha-BHC	ND		ug/kg	0.835	0.237	1	A
Beta-BHC	ND		ug/kg	2.00	0.760	1	A
Heptachlor	ND		ug/kg	1.00	0.449	1	A
Aldrin	ND		ug/kg	2.00	0.705	1	A
Heptachlor epoxide	ND		ug/kg	3.76	1.13	1	A
Endrin	ND		ug/kg	0.835	0.342	1	A
Endrin aldehyde	ND		ug/kg	2.50	0.877	1	A
Endrin ketone	ND		ug/kg	2.00	0.516	1	A
Dieldrin	1.55		ug/kg	1.25	0.626	1	B
4,4'-DDE	1.81	J	ug/kg	2.00	0.463	1	A
4,4'-DDD	ND		ug/kg	2.00	0.715	1	A
4,4'-DDT	3.64	J	ug/kg	3.76	1.61	1	B
Endosulfan I	ND		ug/kg	2.00	0.473	1	A
Endosulfan II	ND		ug/kg	2.00	0.670	1	A
Endosulfan sulfate	ND		ug/kg	0.835	0.397	1	A
Methoxychlor	ND		ug/kg	3.76	1.17	1	A
Toxaphene	ND		ug/kg	37.6	10.5	1	A
cis-Chlordane	ND		ug/kg	2.50	0.698	1	A
trans-Chlordane	ND		ug/kg	2.50	0.661	1	A
Chlordane	ND		ug/kg	16.3	6.64	1	A

Surrogate	% Recovery	Qualifier	Acceptance Criteria	Column
2,4,5,6-Tetrachloro-m-xylene	60		30-150	B
Decachlorobiphenyl	46		30-150	B
2,4,5,6-Tetrachloro-m-xylene	60		30-150	A
Decachlorobiphenyl	48		30-150	A

Project Name: 1111 ELMWOOD AVE.
Lab Number: L1803048
Project Number: 0369-018-001-003
Report Date: 02/02/18

SAMPLE RESULTS

Lab ID: L1803048-06
Client ID: BLIND DUP #1
Sample Location: BUFFALO, NY
Sample Depth:
Matrix: Soil
Analytical Method: 1,8151A
Analytical Date: 01/31/18 21:51
Analyst: SL
Percent Solids: 76%
Methylation Date: 01/30/18 21:38

Date Collected: 01/26/18 12:00
Date Received: 01/26/18
Field Prep: Not Specified

Extraction Method: EPA 8151A
Extraction Date: 01/29/18 23:57

Parameter	Result	Qualifier	Units	RL	MDL	Dilution Factor	Column
Chlorinated Herbicides by GC - Westborough Lab							
2,4-D	ND		ug/kg	216	13.6	1	A
2,4,5-T	ND		ug/kg	216	6.70	1	A
2,4,5-TP (Silvex)	ND		ug/kg	216	5.75	1	A

Surrogate	% Recovery	Qualifier	Acceptance Criteria	Column
DCAA	112		30-150	A
DCAA	114		30-150	B

Project Name: 1111 ELMWOOD AVE.
Project Number: 0369-018-001-003
Lab Number: L1803048
Report Date: 02/02/18

SAMPLE RESULTS

Lab ID: L1803048-13
Client ID: RI-TP-7 (8-10)
Sample Location: BUFFALO, NY
Sample Depth:
Matrix: Soil
Analytical Method: 1,8081B
Analytical Date: 02/01/18 00:35
Analyst: JW
Percent Solids: 86%

Date Collected: 01/26/18 12:22
Date Received: 01/26/18
Field Prep: Not Specified

Extraction Method: EPA 3546
Extraction Date: 01/30/18 17:47
Cleanup Method: EPA 3620B
Cleanup Date: 01/31/18

Parameter	Result	Qualifier	Units	RL	MDL	Dilution Factor	Column
Organochlorine Pesticides by GC - Westborough Lab							
Delta-BHC	ND		ug/kg	1.84	0.360	1	A
Lindane	ND		ug/kg	0.766	0.343	1	A
Alpha-BHC	ND		ug/kg	0.766	0.218	1	A
Beta-BHC	ND		ug/kg	1.84	0.698	1	A
Heptachlor	ND		ug/kg	0.920	0.412	1	A
Aldrin	ND		ug/kg	1.84	0.648	1	A
Heptachlor epoxide	ND		ug/kg	3.45	1.03	1	A
Endrin	ND		ug/kg	0.766	0.314	1	A
Endrin aldehyde	ND		ug/kg	2.30	0.805	1	A
Endrin ketone	ND		ug/kg	1.84	0.474	1	A
Dieldrin	ND		ug/kg	1.15	0.575	1	A
4,4'-DDE	ND		ug/kg	1.84	0.425	1	A
4,4'-DDD	ND		ug/kg	1.84	0.656	1	A
4,4'-DDT	ND		ug/kg	3.45	1.48	1	A
Endosulfan I	ND		ug/kg	1.84	0.435	1	A
Endosulfan II	ND		ug/kg	1.84	0.615	1	A
Endosulfan sulfate	ND		ug/kg	0.766	0.365	1	A
Methoxychlor	ND		ug/kg	3.45	1.07	1	A
Toxaphene	ND		ug/kg	34.5	9.66	1	A
cis-Chlordane	ND		ug/kg	2.30	0.641	1	A
trans-Chlordane	ND		ug/kg	2.30	0.607	1	A
Chlordane	ND		ug/kg	14.9	6.09	1	A

Surrogate	% Recovery	Qualifier	Acceptance Criteria	Column
2,4,5,6-Tetrachloro-m-xylene	93		30-150	B
Decachlorobiphenyl	90		30-150	B
2,4,5,6-Tetrachloro-m-xylene	90		30-150	A
Decachlorobiphenyl	83		30-150	A

Project Name: 1111 ELMWOOD AVE.
Lab Number: L1803048
Project Number: 0369-018-001-003
Report Date: 02/02/18

SAMPLE RESULTS

Lab ID: L1803048-13
Client ID: RI-TP-7 (8-10)
Sample Location: BUFFALO, NY
Sample Depth:
Matrix: Soil
Analytical Method: 1,8151A
Analytical Date: 01/31/18 22:28
Analyst: SL
Percent Solids: 86%
Methylation Date: 01/30/18 21:38

Date Collected: 01/26/18 12:22
Date Received: 01/26/18
Field Prep: Not Specified

Extraction Method: EPA 8151A
Extraction Date: 01/29/18 23:57

Parameter	Result	Qualifier	Units	RL	MDL	Dilution Factor	Column
Chlorinated Herbicides by GC - Westborough Lab							
2,4-D	ND		ug/kg	192	12.1	1	A
2,4,5-T	ND		ug/kg	192	5.96	1	A
2,4,5-TP (Silvex)	ND		ug/kg	192	5.11	1	A

Surrogate	% Recovery	Qualifier	Acceptance Criteria	Column
DCAA	116		30-150	A
DCAA	106		30-150	B

Project Name: 1111 ELMWOOD AVE.
Project Number: 0369-018-001-003
Lab Number: L1803048
Report Date: 02/02/18

SAMPLE RESULTS

Lab ID: L1803048-14
Client ID: RI-TP-9 (6.5-8.5)
Sample Location: BUFFALO, NY
Sample Depth:
Matrix: Soil
Analytical Method: 1,8081B
Analytical Date: 02/01/18 00:48
Analyst: JW
Percent Solids: 66%

Date Collected: 01/26/18 14:23
Date Received: 01/26/18
Field Prep: Not Specified

Extraction Method: EPA 3546
Extraction Date: 01/30/18 17:47
Cleanup Method: EPA 3620B
Cleanup Date: 01/31/18

Parameter	Result	Qualifier	Units	RL	MDL	Dilution Factor	Column
Organochlorine Pesticides by GC - Westborough Lab							
Delta-BHC	ND		ug/kg	2.31	0.452	1	A
Lindane	ND		ug/kg	0.963	0.430	1	A
Alpha-BHC	ND		ug/kg	0.963	0.273	1	A
Beta-BHC	ND		ug/kg	2.31	0.876	1	A
Heptachlor	ND		ug/kg	1.16	0.518	1	A
Aldrin	ND		ug/kg	2.31	0.814	1	A
Heptachlor epoxide	ND		ug/kg	4.33	1.30	1	A
Endrin	ND		ug/kg	0.963	0.395	1	A
Endrin aldehyde	ND		ug/kg	2.89	1.01	1	A
Endrin ketone	ND		ug/kg	2.31	0.595	1	A
Dieldrin	ND		ug/kg	1.44	0.722	1	A
4,4'-DDE	ND		ug/kg	2.31	0.534	1	A
4,4'-DDD	ND		ug/kg	2.31	0.824	1	A
4,4'-DDT	ND		ug/kg	4.33	1.86	1	A
Endosulfan I	ND		ug/kg	2.31	0.546	1	A
Endosulfan II	ND		ug/kg	2.31	0.772	1	A
Endosulfan sulfate	ND		ug/kg	0.963	0.458	1	A
Methoxychlor	ND		ug/kg	4.33	1.35	1	A
Toxaphene	ND		ug/kg	43.3	12.1	1	A
cis-Chlordane	ND		ug/kg	2.89	0.805	1	A
trans-Chlordane	ND		ug/kg	2.89	0.763	1	A
Chlordane	ND		ug/kg	18.8	7.66	1	A

Surrogate	% Recovery	Qualifier	Acceptance Criteria	Column
2,4,5,6-Tetrachloro-m-xylene	74		30-150	B
Decachlorobiphenyl	70		30-150	B
2,4,5,6-Tetrachloro-m-xylene	**1130**	Q	30-150	A
Decachlorobiphenyl	61		30-150	A

Project Name: 1111 ELMWOOD AVE.
Lab Number: L1803048
Project Number: 0369-018-001-003
Report Date: 02/02/18

SAMPLE RESULTS

Lab ID: L1803048-14
Client ID: RI-TP-9 (6.5-8.5)
Sample Location: BUFFALO, NY
Sample Depth:
Matrix: Soil
Analytical Method: 1,8151A
Analytical Date: 01/31/18 22:47
Analyst: SL
Percent Solids: 66%
Methylation Date: 01/30/18 21:38

Date Collected: 01/26/18 14:23
Date Received: 01/26/18
Field Prep: Not Specified

Extraction Method: EPA 8151A
Extraction Date: 01/29/18 23:57

Parameter	Result	Qualifier	Units	RL	MDL	Dilution Factor	Column
Chlorinated Herbicides by GC - Westborough Lab							
2,4-D	ND		ug/kg	245	15.4	1	A
2,4,5-T	ND		ug/kg	245	7.61	1	A
2,4,5-TP (Silvex)	ND		ug/kg	245	6.53	1	A

Surrogate	% Recovery	Qualifier	Acceptance Criteria	Column
DCAA	119		30-150	A
DCAA	114		30-150	B

Project Name: 1111 ELMWOOD AVE.
Project Number: 0369-018-001-003
Lab Number: L1803048
Report Date: 02/02/18

SAMPLE RESULTS

Lab ID: L1803048-17
Client ID: RI-TP-11 (12-14.5)
Sample Location: BUFFALO, NY
Sample Depth:
Matrix: Soil
Analytical Method: 1,8081B
Analytical Date: 02/01/18 01:01
Analyst: JW
Percent Solids: 86%

Date Collected: 01/26/18 13:33
Date Received: 01/26/18
Field Prep: Not Specified

Extraction Method: EPA 3546
Extraction Date: 01/30/18 17:47
Cleanup Method: EPA 3620B
Cleanup Date: 01/31/18

Parameter	Result	Qualifier	Units	RL	MDL	Dilution Factor	Column
Organochlorine Pesticides by GC - Westborough Lab							
Delta-BHC	ND		ug/kg	1.79	0.351	1	A
Lindane	ND		ug/kg	0.747	0.334	1	A
Alpha-BHC	ND		ug/kg	0.747	0.212	1	A
Beta-BHC	ND		ug/kg	1.79	0.680	1	A
Heptachlor	ND		ug/kg	0.897	0.402	1	A
Aldrin	ND		ug/kg	1.79	0.631	1	A
Heptachlor epoxide	ND		ug/kg	3.36	1.01	1	A
Endrin	ND		ug/kg	0.747	0.306	1	A
Endrin aldehyde	ND		ug/kg	2.24	0.785	1	A
Endrin ketone	ND		ug/kg	1.79	0.462	1	A
Dieldrin	ND		ug/kg	1.12	0.560	1	A
4,4'-DDE	ND		ug/kg	1.79	0.415	1	A
4,4'-DDD	ND		ug/kg	1.79	0.640	1	A
4,4'-DDT	ND		ug/kg	3.36	1.44	1	A
Endosulfan I	ND		ug/kg	1.79	0.424	1	A
Endosulfan II	ND		ug/kg	1.79	0.599	1	A
Endosulfan sulfate	ND		ug/kg	0.747	0.356	1	A
Methoxychlor	ND		ug/kg	3.36	1.05	1	A
Toxaphene	ND		ug/kg	33.6	9.42	1	A
cis-Chlordane	ND		ug/kg	2.24	0.625	1	A
trans-Chlordane	ND		ug/kg	2.24	0.592	1	A
Chlordane	ND		ug/kg	14.6	5.94	1	A

Surrogate	% Recovery	Qualifier	Acceptance Criteria	Column
2,4,5,6-Tetrachloro-m-xylene	109		30-150	B
Decachlorobiphenyl	110		30-150	B
2,4,5,6-Tetrachloro-m-xylene	109		30-150	A
Decachlorobiphenyl	107		30-150	A

Project Name: 1111 ELMWOOD AVE.
Project Number: 0369-018-001-003
Lab Number: L1803048
Report Date: 02/02/18

SAMPLE RESULTS

Lab ID: L1803048-17
Client ID: RI-TP-11 (12-14.5)
Sample Location: BUFFALO, NY
Sample Depth:
Matrix: Soil
Analytical Method: 1,8151A
Analytical Date: 01/31/18 23:06
Analyst: SL
Percent Solids: 86%
Methylation Date: 01/30/18 21:38

Date Collected: 01/26/18 13:33
Date Received: 01/26/18
Field Prep: Not Specified

Extraction Method: EPA 8151A
Extraction Date: 01/29/18 23:57

Parameter	Result	Qualifier	Units	RL	MDL	Dilution Factor	Column
Chlorinated Herbicides by GC - Westborough Lab							
2,4-D	ND		ug/kg	192	12.1	1	A
2,4,5-T	ND		ug/kg	192	5.95	1	A
2,4,5-TP (Silvex)	ND		ug/kg	192	5.10	1	A

Surrogate	% Recovery	Qualifier	Acceptance Criteria	Column
DCAA	109		30-150	A
DCAA	105		30-150	B

Project Name: 1111 ELMWOOD AVE.
Project Number: 0369-018-001-003
Lab Number: L1803048
Report Date: 02/02/18

Method Blank Analysis
Batch Quality Control

Analytical Method: 1,8151A
Analytical Date: 01/30/18 11:18
Analyst: KEG

Extraction Method: EPA 8151A
Extraction Date: 01/29/18 15:29

Methylation Date: 01/30/18 08:00

Parameter	Result	Qualifier	Units	RL	MDL	Column
Chlorinated Herbicides by GC - Westborough Lab for sample(s): 02,05-06,13-14,17 Batch: WG1084779-1						
2,4-D	ND		ug/kg	163	10.3	A
2,4,5-T	ND		ug/kg	163	5.05	A
2,4,5-TP (Silvex)	ND		ug/kg	163	4.33	A

Surrogate	%Recovery	Qualifier	Acceptance Criteria	Column
DCAA	111		30-150	A
DCAA	100		30-150	B

Project Name: 1111 ELMWOOD AVE.
Project Number: 0369-018-001-003

Lab Number: L1803048
Report Date: 02/02/18

Method Blank Analysis
Batch Quality Control

Analytical Method: 1,8081B
Analytical Date: 01/31/18 22:54
Analyst: JW

Extraction Method: EPA 3546
Extraction Date: 01/30/18 10:28
Cleanup Method: EPA 3620B
Cleanup Date: 01/31/18

Parameter	Result	Qualifier	Units	RL	MDL	Column
Organochlorine Pesticides by GC - Westborough Lab for sample(s): 02,05-06,13-14,17 Batch: WG1085005-1						
Delta-BHC	ND		ug/kg	1.56	0.305	A
Lindane	ND		ug/kg	0.648	0.290	A
Alpha-BHC	ND		ug/kg	0.648	0.184	A
Beta-BHC	ND		ug/kg	1.56	0.590	A
Heptachlor	ND		ug/kg	0.778	0.349	A
Aldrin	ND		ug/kg	1.56	0.548	A
Heptachlor epoxide	ND		ug/kg	2.92	0.875	A
Endrin	ND		ug/kg	0.648	0.266	A
Endrin aldehyde	ND		ug/kg	1.94	0.680	A
Endrin ketone	ND		ug/kg	1.56	0.400	A
Dieldrin	ND		ug/kg	0.972	0.486	A
4,4'-DDE	ND		ug/kg	1.56	0.360	A
4,4'-DDD	ND		ug/kg	1.56	0.555	A
4,4'-DDT	ND		ug/kg	2.92	1.25	A
Endosulfan I	ND		ug/kg	1.56	0.367	A
Endosulfan II	ND		ug/kg	1.56	0.520	A
Endosulfan sulfate	ND		ug/kg	0.648	0.308	A
Methoxychlor	ND		ug/kg	2.92	0.907	A
Toxaphene	ND		ug/kg	29.2	8.16	A
cis-Chlordane	ND		ug/kg	1.94	0.542	A
trans-Chlordane	ND		ug/kg	1.94	0.513	A
Chlordane	ND		ug/kg	12.6	5.15	A

Project Name: 1111 ELMWOOD AVE.
Project Number: 0369-018-001-003

Lab Number: L1803048
Report Date: 02/02/18

Method Blank Analysis
Batch Quality Control

Analytical Method: 1,8081B
Analytical Date: 01/31/18 22:54
Analyst: JW

Extraction Method: EPA 3546
Extraction Date: 01/30/18 10:28
Cleanup Method: EPA 3620B
Cleanup Date: 01/31/18

Parameter	Result	Qualifier	Units	RL	MDL	Column
Organochlorine Pesticides by GC - Westborough Lab for sample(s): 02,05-06,13-14,17 Batch: WG1085005-1						

Surrogate	%Recovery	Qualifier	Acceptance Criteria	Column
2,4,5,6-Tetrachloro-m-xylene	81		30-150	B
Decachlorobiphenyl	84		30-150	B
2,4,5,6-Tetrachloro-m-xylene	76		30-150	A
Decachlorobiphenyl	78		30-150	A

Lab Control Sample Analysis

Batch Quality Control

Project Name: 1111 ELMWOOD AVE.

Project Number: 0369-018-001-003

Lab Number: L1803048

Report Date: 02/02/18

Parameter	LCS %Recovery	Qual	LCSD %Recovery	Qual	%Recovery Limits	RPD	Qual	RPD Limits	Column
Chlorinated Herbicides by GC - Westborough Lab Associated sample(s): 02,05-06,13-14,17 Batch: WG1084779-2 WG1084779-3									
2,4-D	112		111		30-150	1		30	A
2,4,5-T	113		111		30-150	2		30	A
2,4,5-TP (Silvex)	108		106		30-150	2		30	A

Surrogate	LCS %Recovery	Qual	LCSD %Recovery	Qual	Acceptance Criteria	Column
DCAA	122		110		30-150	A
DCAA	114		108		30-150	B

Lab Control Sample Analysis

Batch Quality Control

Project Name: 1111 ELMWOOD AVE.

Project Number: 0369-018-001-003

Lab Number: L1803048

Report Date: 02/02/18

Parameter	LCS %Recovery	Qual	LCSD %Recovery	Qual	%Recovery Limits	RPD	Qual	RPD Limits	Column
Organochlorine Pesticides by GC - Westborough Lab Associated sample(s): 02,05-06,13-14,17 Batch: WG1085005-2 WG1085005-3									
Delta-BHC	72		78		30-150	8		30	A
Lindane	65		73		30-150	12		30	A
Alpha-BHC	68		77		30-150	12		30	A
Beta-BHC	70		78		30-150	11		30	A
Heptachlor	72		83		30-150	14		30	A
Aldrin	68		78		30-150	14		30	A
Heptachlor epoxide	73		82		30-150	12		30	A
Endrin	73		82		30-150	12		30	A
Endrin aldehyde	51		49		30-150	4		30	A
Endrin ketone	68		78		30-150	14		30	A
Dieldrin	73		82		30-150	12		30	A
4,4'-DDE	67		77		30-150	14		30	A
4,4'-DDD	67		74		30-150	10		30	A
4,4'-DDT	69		78		30-150	12		30	A
Endosulfan I	68		77		30-150	12		30	A
Endosulfan II	68		74		30-150	8		30	A
Endosulfan sulfate	56		54		30-150	4		30	A
Methoxychlor	69		74		30-150	7		30	A
cis-Chlordane	65		74		30-150	13		30	A
trans-Chlordane	63		66		30-150	5		30	A

Lab Control Sample Analysis

Batch Quality Control

Project Name: 1111 ELMWOOD AVE.

Project Number: 0369-018-001-003

Lab Number: L1803048

Report Date: 02/02/18

Parameter	LCS %Recovery	Qual	LCSD %Recovery	Qual	%Recovery Limits	RPD	Qual	RPD Limits
Organochlorine Pesticides by GC - Westborough Lab Associated sample(s): 02,05-06,13-14,17 Batch: WG1085005-2 WG1085005-3								

Surrogate	LCS %Recovery	Qual	LCSD %Recovery	Qual	Acceptance Criteria	Column
2,4,5,6-Tetrachloro-m-xylene	74		82		30-150	B
Decachlorobiphenyl	82		89		30-150	B
2,4,5,6-Tetrachloro-m-xylene	71		81		30-150	A
Decachlorobiphenyl	75		82		30-150	A

Matrix Spike Analysis

Batch Quality Control

Project Name: 1111 ELMWOOD AVE.

Project Number: 0369-018-001-003

Lab Number: L1803048

Report Date: 02/02/18

Parameter	Native Sample	MS Added	MS Found	MS %Recovery	Qual	MSD Found	MSD %Recovery	Qual	Recovery Limits	RPD	Qual	RPD Limits	Column
Chlorinated Herbicides by GC - Westborough Lab Associated sample(s): 02,05-06,13-14,17 QC Batch ID: WG1084779-4 WG1084779-5 QC Sample: L1803048-02 Client ID: RI-TP-1 (9.5-11.5)													
2,4-D	ND	381	447	117		442	117		30-150	1		30	A
2,4,5-T	ND	381	438	115		431	114		30-150	2		30	A
2,4,5-TP (Silvex)	ND	381	423	111		412	109		30-150	3		30	A

Surrogate	MS % Recovery	MS Qualifier	MSD % Recovery	MSD Qualifier	Acceptance Criteria	Column
DCAA	122		111		30-150	A
DCAA	120		115		30-150	B

Matrix Spike Analysis

Batch Quality Control

Project Name: 1111 ELMWOOD AVE.

Project Number: 0369-018-001-003

Lab Number: L1803048

Report Date: 02/02/18

Parameter	Native Sample	MS Added	MS Found	MS %Recovery	Qual	MSD Found	MSD %Recovery	Qual	Recovery Limits	RPD	Qual	RPD Limits	Column
Organochlorine Pesticides by GC - Westborough Lab Associated sample(s): 02,05-06,13-14,17 QC Batch ID: WG1085005-6 WG1085005-7 QC Sample: L1803048-02 Client ID: RI-TP-1 (9.5-11.5)													
Delta-BHC	ND	37.2	13.6	37		14.4	38		30-150	6		50	A
Lindane	ND	37.2	23.3	63		23.4	62		30-150	0		50	A
Alpha-BHC	ND	37.2	24.6	66		25.4	67		30-150	3		50	A
Beta-BHC	ND	37.2	33.5	90		29.1	77		30-150	14		50	A
Heptachlor	ND	37.2	33.3	90		30.8	81		30-150	8		50	A
Aldrin	ND	37.2	32.0	86		29.4	77		30-150	8		50	A
Heptachlor epoxide	ND	37.2	35.0	94		32.0	84		30-150	9		50	A
Endrin	ND	37.2	34.7	93		31.6	83		30-150	9		50	A
Endrin aldehyde	ND	37.2	27.7	75		24.7	65		30-150	11		50	A
Endrin ketone	ND	37.2	34.6	93		29.5	78		30-150	16		50	A
Dieldrin	ND	37.2	34.9	94		32.1	85		30-150	8		50	A
4,4'-DDE	ND	37.2	32.7	88		29.8	78		30-150	9		50	A
4,4'-DDD	ND	37.2	30.9	83		28.8	76		30-150	7		50	A
4,4'-DDT	ND	37.2	32.3	87		29.6	78		30-150	9		50	A
Endosulfan I	ND	37.2	25.7	69		26.8	71		30-150	4		50	A
Endosulfan II	ND	37.2	26.0	70		25.4	67		30-150	2		50	A
Endosulfan sulfate	ND	37.2	27.9	75		24.4	64		30-150	13		50	A
Methoxychlor	ND	37.2	34.0	92		30.4	80		30-150	11		50	A
cis-Chlordane	ND	37.2	32.6	88		29.2	77		30-150	11		50	A
trans-Chlordane	ND	37.2	29.6	80		26.4	70		30-150	11		50	A

Matrix Spike Analysis

Batch Quality Control

Project Name: 1111 ELMWOOD AVE.

Project Number: 0369-018-001-003

Lab Number: L1803048

Report Date: 02/02/18

Parameter	*Native Sample*	*MS Added*	*MS Found*	*MS %Recovery*	*Qual*	*MSD Found*	*MSD %Recovery*	*Qual*	*Recovery Limits*	*RPD*	*Qual*	*RPD Limits*
Organochlorine Pesticides by GC - Westborough Lab Associated sample(s): 02,05-06,13-14,17 QC Batch ID: WG1085005-6 WG1085005-7 QC Sample: L1803048-02 Client ID: RI-TP-1 (9.5-11.5)												

Surrogate	*MS % Recovery*	*MS Qualifier*	*MSD % Recovery*	*MSD Qualifier*	*Acceptance Criteria*	*Column*
2,4,5,6-Tetrachloro-m-xylene	98		92		30-150	B
Decachlorobiphenyl	112		101		30-150	B
2,4,5,6-Tetrachloro-m-xylene	94		87		30-150	A
Decachlorobiphenyl	100		92		30-150	A

METALS

Project Name: 1111 ELMWOOD AVE. **Lab Number:** L1803048

Project Number: 0369-018-001-003 **Report Date:** 02/02/18

SAMPLE RESULTS

Lab ID: L1803048-01 Date Collected: 01/26/18 08:52

Client ID: RI-TP-1 (3.5-5.5) Date Received: 01/26/18

Sample Location: BUFFALO, NY Field Prep: Not Specified

Sample Depth:

Matrix: Soil

Percent Solids: 75%

Parameter	Result	Qualifier	Units	RL	MDL	Dilution Factor	Date Prepared	Date Analyzed	Prep Method	Analytical Method	Analyst
Total Metals - Mansfield Lab											
Aluminum, Total	7440		mg/kg	10.7	2.89	2	01/29/18 20:15	02/01/18 19:32	EPA 3050B	1,6010C	AB
Antimony, Total	ND		mg/kg	5.36	0.407	2	01/29/18 20:15	02/01/18 19:32	EPA 3050B	1,6010C	AB
Arsenic, Total	10.4		mg/kg	1.07	0.223	2	01/29/18 20:15	02/01/18 19:32	EPA 3050B	1,6010C	AB
Barium, Total	77.9		mg/kg	1.07	0.186	2	01/29/18 20:15	02/01/18 19:32	EPA 3050B	1,6010C	AB
Beryllium, Total	0.461	J	mg/kg	0.536	0.035	2	01/29/18 20:15	02/01/18 19:32	EPA 3050B	1,6010C	AB
Cadmium, Total	0.943	J	mg/kg	1.07	0.105	2	01/29/18 20:15	02/01/18 19:32	EPA 3050B	1,6010C	AB
Calcium, Total	56100		mg/kg	10.7	3.75	2	01/29/18 20:15	02/01/18 19:32	EPA 3050B	1,6010C	AB
Chromium, Total	12.0		mg/kg	1.07	0.103	2	01/29/18 20:15	02/01/18 19:32	EPA 3050B	1,6010C	AB
Cobalt, Total	10.9		mg/kg	2.14	0.178	2	01/29/18 20:15	02/01/18 19:32	EPA 3050B	1,6010C	AB
Copper, Total	28.3		mg/kg	1.07	0.276	2	01/29/18 20:15	02/01/18 19:32	EPA 3050B	1,6010C	AB
Iron, Total	14400		mg/kg	5.36	0.967	2	01/29/18 20:15	02/01/18 19:32	EPA 3050B	1,6010C	AB
Lead, Total	147		mg/kg	5.36	0.287	2	01/29/18 20:15	02/01/18 19:32	EPA 3050B	1,6010C	AB
Magnesium, Total	14900		mg/kg	10.7	1.65	2	01/29/18 20:15	02/01/18 19:32	EPA 3050B	1,6010C	AB
Manganese, Total	287		mg/kg	1.07	0.170	2	01/29/18 20:15	02/01/18 19:32	EPA 3050B	1,6010C	AB
Mercury, Total	0.47		mg/kg	0.09	0.02	1	01/30/18 08:00	01/31/18 18:44	EPA 7471B	1,7471B	EA
Nickel, Total	17.4		mg/kg	2.68	0.259	2	01/29/18 20:15	02/01/18 19:32	EPA 3050B	1,6010C	AB
Potassium, Total	914		mg/kg	268	15.4	2	01/29/18 20:15	02/01/18 19:32	EPA 3050B	1,6010C	AB
Selenium, Total	0.578	J	mg/kg	2.14	0.276	2	01/29/18 20:15	02/01/18 19:32	EPA 3050B	1,6010C	AB
Silver, Total	ND		mg/kg	1.07	0.303	2	01/29/18 20:15	02/01/18 19:32	EPA 3050B	1,6010C	AB
Sodium, Total	178	J	mg/kg	214	3.37	2	01/29/18 20:15	02/01/18 19:32	EPA 3050B	1,6010C	AB
Thallium, Total	ND		mg/kg	2.14	0.337	2	01/29/18 20:15	02/01/18 19:32	EPA 3050B	1,6010C	AB
Vanadium, Total	19.9		mg/kg	1.07	0.217	2	01/29/18 20:15	02/01/18 19:32	EPA 3050B	1,6010C	AB
Zinc, Total	170		mg/kg	5.36	0.314	2	01/29/18 20:15	02/01/18 19:32	EPA 3050B	1,6010C	AB

Project Name: 1111 ELMWOOD AVE.
Lab Number: L1803048
Project Number: 0369-018-001-003
Report Date: 02/02/18

SAMPLE RESULTS

Lab ID: L1803048-02
Client ID: RI-TP-1 (9.5-11.5)
Sample Location: BUFFALO, NY
Sample Depth:
Matrix: Soil
Percent Solids: 86%

Date Collected: 01/26/18 09:00
Date Received: 01/26/18
Field Prep: Not Specified

Parameter	Result	Qualifier	Units	RL	MDL	Dilution Factor	Date Prepared	Date Analyzed	Prep Method	Analytical Method	Analyst
Total Metals - Mansfield Lab											
Aluminum, Total	5630		mg/kg	9.24	2.49	2	01/29/18 20:15	02/01/18 18:54	EPA 3050B	1,6010C	AB
Antimony, Total	ND		mg/kg	4.62	0.351	2	01/29/18 20:15	02/01/18 18:54	EPA 3050B	1,6010C	AB
Arsenic, Total	2.43		mg/kg	0.924	0.192	2	01/29/18 20:15	02/01/18 18:54	EPA 3050B	1,6010C	AB
Barium, Total	59.4		mg/kg	0.924	0.161	2	01/29/18 20:15	02/01/18 18:54	EPA 3050B	1,6010C	AB
Beryllium, Total	0.231	J	mg/kg	0.462	0.031	2	01/29/18 20:15	02/01/18 18:54	EPA 3050B	1,6010C	AB
Cadmium, Total	0.526	J	mg/kg	0.924	0.091	2	01/29/18 20:15	02/01/18 18:54	EPA 3050B	1,6010C	AB
Calcium, Total	63900		mg/kg	9.24	3.23	2	01/29/18 20:15	02/01/18 18:54	EPA 3050B	1,6010C	AB
Chromium, Total	9.74		mg/kg	0.924	0.089	2	01/29/18 20:15	02/01/18 18:54	EPA 3050B	1,6010C	AB
Cobalt, Total	4.57		mg/kg	1.85	0.153	2	01/29/18 20:15	02/01/18 18:54	EPA 3050B	1,6010C	AB
Copper, Total	10.8		mg/kg	0.924	0.238	2	01/29/18 20:15	02/01/18 18:54	EPA 3050B	1,6010C	AB
Iron, Total	12400		mg/kg	4.62	0.834	2	01/29/18 20:15	02/01/18 18:54	EPA 3050B	1,6010C	AB
Lead, Total	10.7		mg/kg	4.62	0.248	2	01/29/18 20:15	02/01/18 18:54	EPA 3050B	1,6010C	AB
Magnesium, Total	22700		mg/kg	9.24	1.42	2	01/29/18 20:15	02/01/18 18:54	EPA 3050B	1,6010C	AB
Manganese, Total	357		mg/kg	0.924	0.147	2	01/29/18 20:15	02/01/18 18:54	EPA 3050B	1,6010C	AB
Mercury, Total	ND		mg/kg	0.07	0.02	1	01/30/18 08:00	01/31/18 18:37	EPA 7471B	1,7471B	EA
Nickel, Total	8.81		mg/kg	2.31	0.223	2	01/29/18 20:15	02/01/18 18:54	EPA 3050B	1,6010C	AB
Potassium, Total	949		mg/kg	231	13.3	2	01/29/18 20:15	02/01/18 18:54	EPA 3050B	1,6010C	AB
Selenium, Total	ND		mg/kg	1.85	0.238	2	01/29/18 20:15	02/01/18 18:54	EPA 3050B	1,6010C	AB
Silver, Total	ND		mg/kg	0.924	0.261	2	01/29/18 20:15	02/01/18 18:54	EPA 3050B	1,6010C	AB
Sodium, Total	124	J	mg/kg	185	2.91	2	01/29/18 20:15	02/01/18 18:54	EPA 3050B	1,6010C	AB
Thallium, Total	ND		mg/kg	1.85	0.291	2	01/29/18 20:15	02/01/18 18:54	EPA 3050B	1,6010C	AB
Vanadium, Total	16.2		mg/kg	0.924	0.187	2	01/29/18 20:15	02/01/18 18:54	EPA 3050B	1,6010C	AB
Zinc, Total	61.3		mg/kg	4.62	0.270	2	01/29/18 20:15	02/01/18 18:54	EPA 3050B	1,6010C	AB

Project Name: 1111 ELMWOOD AVE. **Lab Number:** L1803048

Project Number: 0369-018-001-003 **Report Date:** 02/02/18

SAMPLE RESULTS

Lab ID: L1803048-03 Date Collected: 01/26/18 09:39

Client ID: RI-TP-2 (5-7) Date Received: 01/26/18

Sample Location: BUFFALO, NY Field Prep: Not Specified

Sample Depth:

Matrix: Soil

Percent Solids: 85%

Parameter	Result	Qualifier	Units	RL	MDL	Dilution Factor	Date Prepared	Date Analyzed	Prep Method	Analytical Method	Analyst
Total Metals - Mansfield Lab											
Aluminum, Total	8290		mg/kg	9.33	2.52	2	01/29/18 20:15	02/01/18 19:37	EPA 3050B	1,6010C	AB
Antimony, Total	ND		mg/kg	4.66	0.354	2	01/29/18 20:15	02/01/18 19:37	EPA 3050B	1,6010C	AB
Arsenic, Total	3.63		mg/kg	0.933	0.194	2	01/29/18 20:15	02/01/18 19:37	EPA 3050B	1,6010C	AB
Barium, Total	80.9		mg/kg	0.933	0.162	2	01/29/18 20:15	02/01/18 19:37	EPA 3050B	1,6010C	AB
Beryllium, Total	0.364	J	mg/kg	0.466	0.031	2	01/29/18 20:15	02/01/18 19:37	EPA 3050B	1,6010C	AB
Cadmium, Total	0.625	J	mg/kg	0.933	0.091	2	01/29/18 20:15	02/01/18 19:37	EPA 3050B	1,6010C	AB
Calcium, Total	59300		mg/kg	9.33	3.26	2	01/29/18 20:15	02/01/18 19:37	EPA 3050B	1,6010C	AB
Chromium, Total	13.7		mg/kg	0.933	0.090	2	01/29/18 20:15	02/01/18 19:37	EPA 3050B	1,6010C	AB
Cobalt, Total	6.91		mg/kg	1.86	0.155	2	01/29/18 20:15	02/01/18 19:37	EPA 3050B	1,6010C	AB
Copper, Total	16.3		mg/kg	0.933	0.241	2	01/29/18 20:15	02/01/18 19:37	EPA 3050B	1,6010C	AB
Iron, Total	16600		mg/kg	4.66	0.842	2	01/29/18 20:15	02/01/18 19:37	EPA 3050B	1,6010C	AB
Lead, Total	11.4		mg/kg	4.66	0.250	2	01/29/18 20:15	02/01/18 19:37	EPA 3050B	1,6010C	AB
Magnesium, Total	18800		mg/kg	9.33	1.44	2	01/29/18 20:15	02/01/18 19:37	EPA 3050B	1,6010C	AB
Manganese, Total	392		mg/kg	0.933	0.148	2	01/29/18 20:15	02/01/18 19:37	EPA 3050B	1,6010C	AB
Mercury, Total	ND		mg/kg	0.08	0.02	1	01/30/18 08:00	01/31/18 18:46	EPA 7471B	1,7471B	EA
Nickel, Total	14.5		mg/kg	2.33	0.226	2	01/29/18 20:15	02/01/18 19:37	EPA 3050B	1,6010C	AB
Potassium, Total	1170		mg/kg	233	13.4	2	01/29/18 20:15	02/01/18 19:37	EPA 3050B	1,6010C	AB
Selenium, Total	ND		mg/kg	1.86	0.241	2	01/29/18 20:15	02/01/18 19:37	EPA 3050B	1,6010C	AB
Silver, Total	ND		mg/kg	0.933	0.264	2	01/29/18 20:15	02/01/18 19:37	EPA 3050B	1,6010C	AB
Sodium, Total	150	J	mg/kg	186	2.94	2	01/29/18 20:15	02/01/18 19:37	EPA 3050B	1,6010C	AB
Thallium, Total	ND		mg/kg	1.86	0.294	2	01/29/18 20:15	02/01/18 19:37	EPA 3050B	1,6010C	AB
Vanadium, Total	21.5		mg/kg	0.933	0.189	2	01/29/18 20:15	02/01/18 19:37	EPA 3050B	1,6010C	AB
Zinc, Total	61.2		mg/kg	4.66	0.273	2	01/29/18 20:15	02/01/18 19:37	EPA 3050B	1,6010C	AB

Project Name: 1111 ELMWOOD AVE. **Lab Number:** L1803048

Project Number: 0369-018-001-003 **Report Date:** 02/02/18

SAMPLE RESULTS

Lab ID: L1803048-04 Date Collected: 01/26/18 09:44

Client ID: RI-TP-2 (11.5-13.5) Date Received: 01/26/18

Sample Location: BUFFALO, NY Field Prep: Not Specified

Sample Depth:

Matrix: Soil

Percent Solids: 87%

Parameter	Result	Qualifier	Units	RL	MDL	Dilution Factor	Date Prepared	Date Analyzed	Prep Method	Analytical Method	Analyst
Total Metals - Mansfield Lab											
Aluminum, Total	5010		mg/kg	9.03	2.44	2	01/29/18 20:15	02/01/18 19:41	EPA 3050B	1,6010C	AB
Antimony, Total	ND		mg/kg	4.52	0.343	2	01/29/18 20:15	02/01/18 19:41	EPA 3050B	1,6010C	AB
Arsenic, Total	2.39		mg/kg	0.903	0.188	2	01/29/18 20:15	02/01/18 19:41	EPA 3050B	1,6010C	AB
Barium, Total	46.5		mg/kg	0.903	0.157	2	01/29/18 20:15	02/01/18 19:41	EPA 3050B	1,6010C	AB
Beryllium, Total	0.199	J	mg/kg	0.452	0.030	2	01/29/18 20:15	02/01/18 19:41	EPA 3050B	1,6010C	AB
Cadmium, Total	0.434	J	mg/kg	0.903	0.089	2	01/29/18 20:15	02/01/18 19:41	EPA 3050B	1,6010C	AB
Calcium, Total	62100		mg/kg	9.03	3.16	2	01/29/18 20:15	02/01/18 19:41	EPA 3050B	1,6010C	AB
Chromium, Total	8.36		mg/kg	0.903	0.087	2	01/29/18 20:15	02/01/18 19:41	EPA 3050B	1,6010C	AB
Cobalt, Total	3.40		mg/kg	1.81	0.150	2	01/29/18 20:15	02/01/18 19:41	EPA 3050B	1,6010C	AB
Copper, Total	11.3		mg/kg	0.903	0.233	2	01/29/18 20:15	02/01/18 19:41	EPA 3050B	1,6010C	AB
Iron, Total	10600		mg/kg	4.52	0.816	2	01/29/18 20:15	02/01/18 19:41	EPA 3050B	1,6010C	AB
Lead, Total	8.19		mg/kg	4.52	0.242	2	01/29/18 20:15	02/01/18 19:41	EPA 3050B	1,6010C	AB
Magnesium, Total	24500		mg/kg	9.03	1.39	2	01/29/18 20:15	02/01/18 19:41	EPA 3050B	1,6010C	AB
Manganese, Total	292		mg/kg	0.903	0.144	2	01/29/18 20:15	02/01/18 19:41	EPA 3050B	1,6010C	AB
Mercury, Total	ND		mg/kg	0.07	0.02	1	01/30/18 08:00	01/31/18 18:48	EPA 7471B	1,7471B	EA
Nickel, Total	7.06		mg/kg	2.26	0.219	2	01/29/18 20:15	02/01/18 19:41	EPA 3050B	1,6010C	AB
Potassium, Total	847		mg/kg	226	13.0	2	01/29/18 20:15	02/01/18 19:41	EPA 3050B	1,6010C	AB
Selenium, Total	ND		mg/kg	1.81	0.233	2	01/29/18 20:15	02/01/18 19:41	EPA 3050B	1,6010C	AB
Silver, Total	ND		mg/kg	0.903	0.256	2	01/29/18 20:15	02/01/18 19:41	EPA 3050B	1,6010C	AB
Sodium, Total	117	J	mg/kg	181	2.84	2	01/29/18 20:15	02/01/18 19:41	EPA 3050B	1,6010C	AB
Thallium, Total	ND		mg/kg	1.81	0.284	2	01/29/18 20:15	02/01/18 19:41	EPA 3050B	1,6010C	AB
Vanadium, Total	15.1		mg/kg	0.903	0.183	2	01/29/18 20:15	02/01/18 19:41	EPA 3050B	1,6010C	AB
Zinc, Total	58.1		mg/kg	4.52	0.265	2	01/29/18 20:15	02/01/18 19:41	EPA 3050B	1,6010C	AB

Project Name: 1111 ELMWOOD AVE. **Lab Number:** L1803048

Project Number: 0369-018-001-003 **Report Date:** 02/02/18

SAMPLE RESULTS

Lab ID: L1803048-05 Date Collected: 01/26/18 10:12

Client ID: RI-TP-3 (3.5-5.5) Date Received: 01/26/18

Sample Location: BUFFALO, NY Field Prep: Not Specified

Sample Depth:

Matrix: Soil

Percent Solids: 75%

Parameter	Result	Qualifier	Units	RL	MDL	Dilution Factor	Date Prepared	Date Analyzed	Prep Method	Analytical Method	Analyst
Total Metals - Mansfield Lab											
Aluminum, Total	11400		mg/kg	10.7	2.89	2	01/29/18 20:15	02/01/18 19:46	EPA 3050B	1,6010C	AB
Antimony, Total	ND		mg/kg	5.35	0.406	2	01/29/18 20:15	02/01/18 19:46	EPA 3050B	1,6010C	AB
Arsenic, Total	8.38		mg/kg	1.07	0.222	2	01/29/18 20:15	02/01/18 19:46	EPA 3050B	1,6010C	AB
Barium, Total	105		mg/kg	1.07	0.186	2	01/29/18 20:15	02/01/18 19:46	EPA 3050B	1,6010C	AB
Beryllium, Total	0.792		mg/kg	0.535	0.035	2	01/29/18 20:15	02/01/18 19:46	EPA 3050B	1,6010C	AB
Cadmium, Total	1.00	J	mg/kg	1.07	0.105	2	01/29/18 20:15	02/01/18 19:46	EPA 3050B	1,6010C	AB
Calcium, Total	22100		mg/kg	10.7	3.74	2	01/29/18 20:15	02/01/18 19:46	EPA 3050B	1,6010C	AB
Chromium, Total	16.1		mg/kg	1.07	0.103	2	01/29/18 20:15	02/01/18 19:46	EPA 3050B	1,6010C	AB
Cobalt, Total	14.8		mg/kg	2.14	0.178	2	01/29/18 20:15	02/01/18 19:46	EPA 3050B	1,6010C	AB
Copper, Total	27.6		mg/kg	1.07	0.276	2	01/29/18 20:15	02/01/18 19:46	EPA 3050B	1,6010C	AB
Iron, Total	29400		mg/kg	5.35	0.966	2	01/29/18 20:15	02/01/18 19:46	EPA 3050B	1,6010C	AB
Lead, Total	25.3		mg/kg	5.35	0.287	2	01/29/18 20:15	02/01/18 19:46	EPA 3050B	1,6010C	AB
Magnesium, Total	7270		mg/kg	10.7	1.65	2	01/29/18 20:15	02/01/18 19:46	EPA 3050B	1,6010C	AB
Manganese, Total	570		mg/kg	1.07	0.170	2	01/29/18 20:15	02/01/18 19:46	EPA 3050B	1,6010C	AB
Mercury, Total	0.11		mg/kg	0.09	0.02	1	01/30/18 08:00	01/31/18 18:50	EPA 7471B	1,7471B	EA
Nickel, Total	33.4		mg/kg	2.67	0.259	2	01/29/18 20:15	02/01/18 19:46	EPA 3050B	1,6010C	AB
Potassium, Total	1160		mg/kg	267	15.4	2	01/29/18 20:15	02/01/18 19:46	EPA 3050B	1,6010C	AB
Selenium, Total	ND		mg/kg	2.14	0.276	2	01/29/18 20:15	02/01/18 19:46	EPA 3050B	1,6010C	AB
Silver, Total	ND		mg/kg	1.07	0.303	2	01/29/18 20:15	02/01/18 19:46	EPA 3050B	1,6010C	AB
Sodium, Total	201	J	mg/kg	214	3.37	2	01/29/18 20:15	02/01/18 19:46	EPA 3050B	1,6010C	AB
Thallium, Total	ND		mg/kg	2.14	0.337	2	01/29/18 20:15	02/01/18 19:46	EPA 3050B	1,6010C	AB
Vanadium, Total	27.8		mg/kg	1.07	0.217	2	01/29/18 20:15	02/01/18 19:46	EPA 3050B	1,6010C	AB
Zinc, Total	68.5		mg/kg	5.35	0.313	2	01/29/18 20:15	02/01/18 19:46	EPA 3050B	1,6010C	AB

Project Name: 1111 ELMWOOD AVE.
Lab Number: L1803048
Project Number: 0369-018-001-003
Report Date: 02/02/18

SAMPLE RESULTS

Lab ID: L1803048-06
Client ID: BLIND DUP #1
Sample Location: BUFFALO, NY
Sample Depth:
Matrix: Soil
Percent Solids: 76%

Date Collected: 01/26/18 12:00
Date Received: 01/26/18
Field Prep: Not Specified

Parameter	Result	Qualifier	Units	RL	MDL	Dilution Factor	Date Prepared	Date Analyzed	Prep Method	Analytical Method	Analyst
Total Metals - Mansfield Lab											
Aluminum, Total	6450		mg/kg	10.4	2.81	2	01/29/18 20:15	02/01/18 19:51	EPA 3050B	1,6010C	AB
Antimony, Total	ND		mg/kg	5.20	0.395	2	01/29/18 20:15	02/01/18 19:51	EPA 3050B	1,6010C	AB
Arsenic, Total	7.62		mg/kg	1.04	0.216	2	01/29/18 20:15	02/01/18 19:51	EPA 3050B	1,6010C	AB
Barium, Total	73.6		mg/kg	1.04	0.181	2	01/29/18 20:15	02/01/18 19:51	EPA 3050B	1,6010C	AB
Beryllium, Total	0.686		mg/kg	0.520	0.034	2	01/29/18 20:15	02/01/18 19:51	EPA 3050B	1,6010C	AB
Cadmium, Total	0.634	J	mg/kg	1.04	0.102	2	01/29/18 20:15	02/01/18 19:51	EPA 3050B	1,6010C	AB
Calcium, Total	23600		mg/kg	10.4	3.64	2	01/29/18 20:15	02/01/18 19:51	EPA 3050B	1,6010C	AB
Chromium, Total	7.45		mg/kg	1.04	0.100	2	01/29/18 20:15	02/01/18 19:51	EPA 3050B	1,6010C	AB
Cobalt, Total	11.0		mg/kg	2.08	0.173	2	01/29/18 20:15	02/01/18 19:51	EPA 3050B	1,6010C	AB
Copper, Total	31.1		mg/kg	1.04	0.268	2	01/29/18 20:15	02/01/18 19:51	EPA 3050B	1,6010C	AB
Iron, Total	19700		mg/kg	5.20	0.939	2	01/29/18 20:15	02/01/18 19:51	EPA 3050B	1,6010C	AB
Lead, Total	19.5		mg/kg	5.20	0.279	2	01/29/18 20:15	02/01/18 19:51	EPA 3050B	1,6010C	AB
Magnesium, Total	4250		mg/kg	10.4	1.60	2	01/29/18 20:15	02/01/18 19:51	EPA 3050B	1,6010C	AB
Manganese, Total	339		mg/kg	1.04	0.165	2	01/29/18 20:15	02/01/18 19:51	EPA 3050B	1,6010C	AB
Mercury, Total	0.085	J	mg/kg	0.086	0.018	1	01/30/18 08:00	01/31/18 18:55	EPA 7471B	1,7471B	EA
Nickel, Total	27.6		mg/kg	2.60	0.252	2	01/29/18 20:15	02/01/18 19:51	EPA 3050B	1,6010C	AB
Potassium, Total	592		mg/kg	260	15.0	2	01/29/18 20:15	02/01/18 19:51	EPA 3050B	1,6010C	AB
Selenium, Total	ND		mg/kg	2.08	0.268	2	01/29/18 20:15	02/01/18 19:51	EPA 3050B	1,6010C	AB
Silver, Total	ND		mg/kg	1.04	0.294	2	01/29/18 20:15	02/01/18 19:51	EPA 3050B	1,6010C	AB
Sodium, Total	208		mg/kg	208	3.28	2	01/29/18 20:15	02/01/18 19:51	EPA 3050B	1,6010C	AB
Thallium, Total	ND		mg/kg	2.08	0.328	2	01/29/18 20:15	02/01/18 19:51	EPA 3050B	1,6010C	AB
Vanadium, Total	16.6		mg/kg	1.04	0.211	2	01/29/18 20:15	02/01/18 19:51	EPA 3050B	1,6010C	AB
Zinc, Total	40.6		mg/kg	5.20	0.305	2	01/29/18 20:15	02/01/18 19:51	EPA 3050B	1,6010C	AB

Project Name: 1111 ELMWOOD AVE. **Lab Number:** L1803048

Project Number: 0369-018-001-003 **Report Date:** 02/02/18

SAMPLE RESULTS

Lab ID: L1803048-07 Date Collected: 01/26/18 10:27

Client ID: RI-TP-3 (7-9) Date Received: 01/26/18

Sample Location: BUFFALO, NY Field Prep: Not Specified

Sample Depth:

Matrix: Soil

Percent Solids: 86%

Parameter	Result	Qualifier	Units	RL	MDL	Dilution Factor	Date Prepared	Date Analyzed	Prep Method	Analytical Method	Analyst
Total Metals - Mansfield Lab											
Aluminum, Total	4160		mg/kg	9.09	2.45	2	01/29/18 20:15	02/01/18 19:55	EPA 3050B	1,6010C	AB
Antimony, Total	ND		mg/kg	4.54	0.345	2	01/29/18 20:15	02/01/18 19:55	EPA 3050B	1,6010C	AB
Arsenic, Total	2.09		mg/kg	0.909	0.189	2	01/29/18 20:15	02/01/18 19:55	EPA 3050B	1,6010C	AB
Barium, Total	38.4		mg/kg	0.909	0.158	2	01/29/18 20:15	02/01/18 19:55	EPA 3050B	1,6010C	AB
Beryllium, Total	0.164	J	mg/kg	0.454	0.030	2	01/29/18 20:15	02/01/18 19:55	EPA 3050B	1,6010C	AB
Cadmium, Total	0.427	J	mg/kg	0.909	0.089	2	01/29/18 20:15	02/01/18 19:55	EPA 3050B	1,6010C	AB
Calcium, Total	53900		mg/kg	9.09	3.18	2	01/29/18 20:15	02/01/18 19:55	EPA 3050B	1,6010C	AB
Chromium, Total	7.30		mg/kg	0.909	0.087	2	01/29/18 20:15	02/01/18 19:55	EPA 3050B	1,6010C	AB
Cobalt, Total	4.01		mg/kg	1.82	0.151	2	01/29/18 20:15	02/01/18 19:55	EPA 3050B	1,6010C	AB
Copper, Total	11.7		mg/kg	0.909	0.234	2	01/29/18 20:15	02/01/18 19:55	EPA 3050B	1,6010C	AB
Iron, Total	9830		mg/kg	4.54	0.821	2	01/29/18 20:15	02/01/18 19:55	EPA 3050B	1,6010C	AB
Lead, Total	9.47		mg/kg	4.54	0.244	2	01/29/18 20:15	02/01/18 19:55	EPA 3050B	1,6010C	AB
Magnesium, Total	20000		mg/kg	9.09	1.40	2	01/29/18 20:15	02/01/18 19:55	EPA 3050B	1,6010C	AB
Manganese, Total	307		mg/kg	0.909	0.144	2	01/29/18 20:15	02/01/18 19:55	EPA 3050B	1,6010C	AB
Mercury, Total	ND		mg/kg	0.07	0.02	1	01/30/18 08:00	01/31/18 18:57	EPA 7471B	1,7471B	EA
Nickel, Total	7.41		mg/kg	2.27	0.220	2	01/29/18 20:15	02/01/18 19:55	EPA 3050B	1,6010C	AB
Potassium, Total	622		mg/kg	227	13.1	2	01/29/18 20:15	02/01/18 19:55	EPA 3050B	1,6010C	AB
Selenium, Total	ND		mg/kg	1.82	0.234	2	01/29/18 20:15	02/01/18 19:55	EPA 3050B	1,6010C	AB
Silver, Total	ND		mg/kg	0.909	0.257	2	01/29/18 20:15	02/01/18 19:55	EPA 3050B	1,6010C	AB
Sodium, Total	113	J	mg/kg	182	2.86	2	01/29/18 20:15	02/01/18 19:55	EPA 3050B	1,6010C	AB
Thallium, Total	ND		mg/kg	1.82	0.286	2	01/29/18 20:15	02/01/18 19:55	EPA 3050B	1,6010C	AB
Vanadium, Total	14.6		mg/kg	0.909	0.184	2	01/29/18 20:15	02/01/18 19:55	EPA 3050B	1,6010C	AB
Zinc, Total	55.8		mg/kg	4.54	0.266	2	01/29/18 20:15	02/01/18 19:55	EPA 3050B	1,6010C	AB

Project Name: 1111 ELMWOOD AVE.
Lab Number: L1803048
Project Number: 0369-018-001-003
Report Date: 02/02/18

SAMPLE RESULTS

Lab ID: L1803048-08
Client ID: RI-TP-4 (4.5-6.5)
Sample Location: BUFFALO, NY
Sample Depth:
Matrix: Soil
Percent Solids: 83%

Date Collected: 01/26/18 10:52
Date Received: 01/26/18
Field Prep: Not Specified

Parameter	Result	Qualifier	Units	RL	MDL	Dilution Factor	Date Prepared	Date Analyzed	Prep Method	Analytical Method	Analyst
Total Metals - Mansfield Lab											
Aluminum, Total	9980		mg/kg	9.37	2.53	2	01/29/18 20:15	02/01/18 20:00	EPA 3050B	1,6010C	AB
Antimony, Total	ND		mg/kg	4.68	0.356	2	01/29/18 20:15	02/01/18 20:00	EPA 3050B	1,6010C	AB
Arsenic, Total	3.78		mg/kg	0.937	0.195	2	01/29/18 20:15	02/01/18 20:00	EPA 3050B	1,6010C	AB
Barium, Total	92.6		mg/kg	0.937	0.163	2	01/29/18 20:15	02/01/18 20:00	EPA 3050B	1,6010C	AB
Beryllium, Total	0.459	J	mg/kg	0.468	0.031	2	01/29/18 20:15	02/01/18 20:00	EPA 3050B	1,6010C	AB
Cadmium, Total	0.665	J	mg/kg	0.937	0.092	2	01/29/18 20:15	02/01/18 20:00	EPA 3050B	1,6010C	AB
Calcium, Total	60400		mg/kg	9.37	3.28	2	01/29/18 20:15	02/01/18 20:00	EPA 3050B	1,6010C	AB
Chromium, Total	14.8		mg/kg	0.937	0.090	2	01/29/18 20:15	02/01/18 20:00	EPA 3050B	1,6010C	AB
Cobalt, Total	8.66		mg/kg	1.87	0.156	2	01/29/18 20:15	02/01/18 20:00	EPA 3050B	1,6010C	AB
Copper, Total	17.3		mg/kg	0.937	0.242	2	01/29/18 20:15	02/01/18 20:00	EPA 3050B	1,6010C	AB
Iron, Total	19400		mg/kg	4.68	0.846	2	01/29/18 20:15	02/01/18 20:00	EPA 3050B	1,6010C	AB
Lead, Total	10.9		mg/kg	4.68	0.251	2	01/29/18 20:15	02/01/18 20:00	EPA 3050B	1,6010C	AB
Magnesium, Total	18000		mg/kg	9.37	1.44	2	01/29/18 20:15	02/01/18 20:00	EPA 3050B	1,6010C	AB
Manganese, Total	459		mg/kg	0.937	0.149	2	01/29/18 20:15	02/01/18 20:00	EPA 3050B	1,6010C	AB
Mercury, Total	ND		mg/kg	0.08	0.02	1	01/30/18 08:00	01/31/18 18:59	EPA 7471B	1,7471B	EA
Nickel, Total	17.5		mg/kg	2.34	0.227	2	01/29/18 20:15	02/01/18 20:00	EPA 3050B	1,6010C	AB
Potassium, Total	1360		mg/kg	234	13.5	2	01/29/18 20:15	02/01/18 20:00	EPA 3050B	1,6010C	AB
Selenium, Total	ND		mg/kg	1.87	0.242	2	01/29/18 20:15	02/01/18 20:00	EPA 3050B	1,6010C	AB
Silver, Total	ND		mg/kg	0.937	0.265	2	01/29/18 20:15	02/01/18 20:00	EPA 3050B	1,6010C	AB
Sodium, Total	146	J	mg/kg	187	2.95	2	01/29/18 20:15	02/01/18 20:00	EPA 3050B	1,6010C	AB
Thallium, Total	ND		mg/kg	1.87	0.295	2	01/29/18 20:15	02/01/18 20:00	EPA 3050B	1,6010C	AB
Vanadium, Total	24.3		mg/kg	0.937	0.190	2	01/29/18 20:15	02/01/18 20:00	EPA 3050B	1,6010C	AB
Zinc, Total	60.6		mg/kg	4.68	0.274	2	01/29/18 20:15	02/01/18 20:00	EPA 3050B	1,6010C	AB

Project Name: 1111 ELMWOOD AVE. **Lab Number:** L1803048

Project Number: 0369-018-001-003 **Report Date:** 02/02/18

SAMPLE RESULTS

Lab ID: L1803048-09 Date Collected: 01/26/18 10:58

Client ID: RI-TP-4 (9-11) Date Received: 01/26/18

Sample Location: BUFFALO, NY Field Prep: Not Specified

Sample Depth:

Matrix: Soil

Percent Solids: 88%

Parameter	Result	Qualifier	Units	RL	MDL	Dilution Factor	Date Prepared	Date Analyzed	Prep Method	Analytical Method	Analyst
Total Metals - Mansfield Lab											
Aluminum, Total	5690		mg/kg	9.07	2.45	2	01/29/18 20:15	02/01/18 20:05	EPA 3050B	1,6010C	AB
Antimony, Total	ND		mg/kg	4.54	0.345	2	01/29/18 20:15	02/01/18 20:05	EPA 3050B	1,6010C	AB
Arsenic, Total	2.38		mg/kg	0.907	0.189	2	01/29/18 20:15	02/01/18 20:05	EPA 3050B	1,6010C	AB
Barium, Total	53.5		mg/kg	0.907	0.158	2	01/29/18 20:15	02/01/18 20:05	EPA 3050B	1,6010C	AB
Beryllium, Total	0.227	J	mg/kg	0.454	0.030	2	01/29/18 20:15	02/01/18 20:05	EPA 3050B	1,6010C	AB
Cadmium, Total	0.544	J	mg/kg	0.907	0.089	2	01/29/18 20:15	02/01/18 20:05	EPA 3050B	1,6010C	AB
Calcium, Total	65900		mg/kg	9.07	3.17	2	01/29/18 20:15	02/01/18 20:05	EPA 3050B	1,6010C	AB
Chromium, Total	9.22		mg/kg	0.907	0.087	2	01/29/18 20:15	02/01/18 20:05	EPA 3050B	1,6010C	AB
Cobalt, Total	4.31		mg/kg	1.81	0.150	2	01/29/18 20:15	02/01/18 20:05	EPA 3050B	1,6010C	AB
Copper, Total	12.7		mg/kg	0.907	0.234	2	01/29/18 20:15	02/01/18 20:05	EPA 3050B	1,6010C	AB
Iron, Total	11600		mg/kg	4.54	0.819	2	01/29/18 20:15	02/01/18 20:05	EPA 3050B	1,6010C	AB
Lead, Total	9.33		mg/kg	4.54	0.243	2	01/29/18 20:15	02/01/18 20:05	EPA 3050B	1,6010C	AB
Magnesium, Total	24800		mg/kg	9.07	1.40	2	01/29/18 20:15	02/01/18 20:05	EPA 3050B	1,6010C	AB
Manganese, Total	325		mg/kg	0.907	0.144	2	01/29/18 20:15	02/01/18 20:05	EPA 3050B	1,6010C	AB
Mercury, Total	0.02	J	mg/kg	0.07	0.02	1	01/30/18 08:00	01/31/18 19:01	EPA 7471B	1,7471B	EA
Nickel, Total	9.11		mg/kg	2.27	0.220	2	01/29/18 20:15	02/01/18 20:05	EPA 3050B	1,6010C	AB
Potassium, Total	887		mg/kg	227	13.1	2	01/29/18 20:15	02/01/18 20:05	EPA 3050B	1,6010C	AB
Selenium, Total	ND		mg/kg	1.81	0.234	2	01/29/18 20:15	02/01/18 20:05	EPA 3050B	1,6010C	AB
Silver, Total	ND		mg/kg	0.907	0.257	2	01/29/18 20:15	02/01/18 20:05	EPA 3050B	1,6010C	AB
Sodium, Total	126	J	mg/kg	181	2.86	2	01/29/18 20:15	02/01/18 20:05	EPA 3050B	1,6010C	AB
Thallium, Total	ND		mg/kg	1.81	0.286	2	01/29/18 20:15	02/01/18 20:05	EPA 3050B	1,6010C	AB
Vanadium, Total	16.8		mg/kg	0.907	0.184	2	01/29/18 20:15	02/01/18 20:05	EPA 3050B	1,6010C	AB
Zinc, Total	65.9		mg/kg	4.54	0.266	2	01/29/18 20:15	02/01/18 20:05	EPA 3050B	1,6010C	AB

Project Name: 1111 ELMWOOD AVE.
Lab Number: L1803048
Project Number: 0369-018-001-003
Report Date: 02/02/18

SAMPLE RESULTS

Lab ID: L1803048-10
Client ID: RI-TP-6 (5.5-7.5)
Sample Location: BUFFALO, NY
Sample Depth:
Matrix: Soil
Percent Solids: 74%

Date Collected: 01/26/18 11:32
Date Received: 01/26/18
Field Prep: Not Specified

Parameter	Result	Qualifier	Units	RL	MDL	Dilution Factor	Date Prepared	Date Analyzed	Prep Method	Analytical Method	Analyst
Total Metals - Mansfield Lab											
Aluminum, Total	15000		mg/kg	10.8	2.90	2	01/29/18 20:15	02/01/18 20:42	EPA 3050B	1,6010C	AB
Antimony, Total	ND		mg/kg	5.38	0.408	2	01/29/18 20:15	02/01/18 20:42	EPA 3050B	1,6010C	AB
Arsenic, Total	3.02		mg/kg	1.08	0.224	2	01/29/18 20:15	02/01/18 20:42	EPA 3050B	1,6010C	AB
Barium, Total	133		mg/kg	1.08	0.187	2	01/29/18 20:15	02/01/18 20:42	EPA 3050B	1,6010C	AB
Beryllium, Total	0.882		mg/kg	0.538	0.036	2	01/29/18 20:15	02/01/18 20:42	EPA 3050B	1,6010C	AB
Cadmium, Total	0.924	J	mg/kg	1.08	0.105	2	01/29/18 20:15	02/01/18 20:42	EPA 3050B	1,6010C	AB
Calcium, Total	3270		mg/kg	10.8	3.76	2	01/29/18 20:15	02/01/18 20:42	EPA 3050B	1,6010C	AB
Chromium, Total	16.2		mg/kg	1.08	0.103	2	01/29/18 20:15	02/01/18 20:42	EPA 3050B	1,6010C	AB
Cobalt, Total	8.43		mg/kg	2.15	0.178	2	01/29/18 20:15	02/01/18 20:42	EPA 3050B	1,6010C	AB
Copper, Total	9.85		mg/kg	1.08	0.277	2	01/29/18 20:15	02/01/18 20:42	EPA 3050B	1,6010C	AB
Iron, Total	19100		mg/kg	5.38	0.971	2	01/29/18 20:15	02/01/18 20:42	EPA 3050B	1,6010C	AB
Lead, Total	13.4		mg/kg	5.38	0.288	2	01/29/18 20:15	02/01/18 20:42	EPA 3050B	1,6010C	AB
Magnesium, Total	3520		mg/kg	10.8	1.66	2	01/29/18 20:15	02/01/18 20:42	EPA 3050B	1,6010C	AB
Manganese, Total	459		mg/kg	1.08	0.171	2	01/29/18 20:15	02/01/18 20:42	EPA 3050B	1,6010C	AB
Mercury, Total	0.06	J	mg/kg	0.09	0.02	1	01/30/18 08:00	01/31/18 19:03	EPA 7471B	1,7471B	EA
Nickel, Total	13.3		mg/kg	2.69	0.260	2	01/29/18 20:15	02/01/18 20:42	EPA 3050B	1,6010C	AB
Potassium, Total	797		mg/kg	269	15.5	2	01/29/18 20:15	02/01/18 20:42	EPA 3050B	1,6010C	AB
Selenium, Total	ND		mg/kg	2.15	0.277	2	01/29/18 20:15	02/01/18 20:42	EPA 3050B	1,6010C	AB
Silver, Total	ND		mg/kg	1.08	0.304	2	01/29/18 20:15	02/01/18 20:42	EPA 3050B	1,6010C	AB
Sodium, Total	92.5	J	mg/kg	215	3.39	2	01/29/18 20:15	02/01/18 20:42	EPA 3050B	1,6010C	AB
Thallium, Total	ND		mg/kg	2.15	0.339	2	01/29/18 20:15	02/01/18 20:42	EPA 3050B	1,6010C	AB
Vanadium, Total	27.3		mg/kg	1.08	0.218	2	01/29/18 20:15	02/01/18 20:42	EPA 3050B	1,6010C	AB
Zinc, Total	64.2		mg/kg	5.38	0.315	2	01/29/18 20:15	02/01/18 20:42	EPA 3050B	1,6010C	AB

Project Name: 1111 ELMWOOD AVE. **Lab Number:** L1803048

Project Number: 0369-018-001-003 **Report Date:** 02/02/18

SAMPLE RESULTS

Lab ID: L1803048-11 Date Collected: 01/26/18 11:38

Client ID: RI-TP-6 (9-11) Date Received: 01/26/18

Sample Location: BUFFALO, NY Field Prep: Not Specified

Sample Depth:

Matrix: Soil

Percent Solids: 86%

Parameter	Result	Qualifier	Units	RL	MDL	Dilution Factor	Date Prepared	Date Analyzed	Prep Method	Analytical Method	Analyst
Total Metals - Mansfield Lab											
Aluminum, Total	2880		mg/kg	8.91	2.41	2	01/29/18 20:15	02/01/18 20:46	EPA 3050B	1,6010C	AB
Antimony, Total	ND		mg/kg	4.46	0.339	2	01/29/18 20:15	02/01/18 20:46	EPA 3050B	1,6010C	AB
Arsenic, Total	2.12		mg/kg	0.891	0.185	2	01/29/18 20:15	02/01/18 20:46	EPA 3050B	1,6010C	AB
Barium, Total	20.2		mg/kg	0.891	0.155	2	01/29/18 20:15	02/01/18 20:46	EPA 3050B	1,6010C	AB
Beryllium, Total	0.098	J	mg/kg	0.446	0.029	2	01/29/18 20:15	02/01/18 20:46	EPA 3050B	1,6010C	AB
Cadmium, Total	0.365	J	mg/kg	0.891	0.087	2	01/29/18 20:15	02/01/18 20:46	EPA 3050B	1,6010C	AB
Calcium, Total	48400		mg/kg	8.91	3.12	2	01/29/18 20:15	02/01/18 20:46	EPA 3050B	1,6010C	AB
Chromium, Total	5.04		mg/kg	0.891	0.086	2	01/29/18 20:15	02/01/18 20:46	EPA 3050B	1,6010C	AB
Cobalt, Total	3.07		mg/kg	1.78	0.148	2	01/29/18 20:15	02/01/18 20:46	EPA 3050B	1,6010C	AB
Copper, Total	7.59		mg/kg	0.891	0.230	2	01/29/18 20:15	02/01/18 20:46	EPA 3050B	1,6010C	AB
Iron, Total	7940		mg/kg	4.46	0.805	2	01/29/18 20:15	02/01/18 20:46	EPA 3050B	1,6010C	AB
Lead, Total	9.09		mg/kg	4.46	0.239	2	01/29/18 20:15	02/01/18 20:46	EPA 3050B	1,6010C	AB
Magnesium, Total	19700		mg/kg	8.91	1.37	2	01/29/18 20:15	02/01/18 20:46	EPA 3050B	1,6010C	AB
Manganese, Total	323		mg/kg	0.891	0.142	2	01/29/18 20:15	02/01/18 20:46	EPA 3050B	1,6010C	AB
Mercury, Total	ND		mg/kg	0.07	0.02	1	01/30/18 08:00	01/31/18 19:04	EPA 7471B	1,7471B	EA
Nickel, Total	4.68		mg/kg	2.23	0.216	2	01/29/18 20:15	02/01/18 20:46	EPA 3050B	1,6010C	AB
Potassium, Total	391		mg/kg	223	12.8	2	01/29/18 20:15	02/01/18 20:46	EPA 3050B	1,6010C	AB
Selenium, Total	0.276	J	mg/kg	1.78	0.230	2	01/29/18 20:15	02/01/18 20:46	EPA 3050B	1,6010C	AB
Silver, Total	ND		mg/kg	0.891	0.252	2	01/29/18 20:15	02/01/18 20:46	EPA 3050B	1,6010C	AB
Sodium, Total	113	J	mg/kg	178	2.81	2	01/29/18 20:15	02/01/18 20:46	EPA 3050B	1,6010C	AB
Thallium, Total	ND		mg/kg	1.78	0.281	2	01/29/18 20:15	02/01/18 20:46	EPA 3050B	1,6010C	AB
Vanadium, Total	12.3		mg/kg	0.891	0.181	2	01/29/18 20:15	02/01/18 20:46	EPA 3050B	1,6010C	AB
Zinc, Total	50.8		mg/kg	4.46	0.261	2	01/29/18 20:15	02/01/18 20:46	EPA 3050B	1,6010C	AB

Project Name: 1111 ELMWOOD AVE.
Lab Number: L1803048
Project Number: 0369-018-001-003
Report Date: 02/02/18

SAMPLE RESULTS

Lab ID: L1803048-12
Client ID: RI-TP-7 (4.5-6.5)
Sample Location: BUFFALO, NY
Sample Depth:
Matrix: Soil
Percent Solids: 86%

Date Collected: 01/26/18 12:18
Date Received: 01/26/18
Field Prep: Not Specified

Parameter	Result	Qualifier	Units	RL	MDL	Dilution Factor	Date Prepared	Date Analyzed	Prep Method	Analytical Method	Analyst
Total Metals - Mansfield Lab											
Aluminum, Total	7340		mg/kg	8.96	2.42	2	01/29/18 20:15	02/01/18 20:51	EPA 3050B	1,6010C	AB
Antimony, Total	ND		mg/kg	4.48	0.340	2	01/29/18 20:15	02/01/18 20:51	EPA 3050B	1,6010C	AB
Arsenic, Total	3.30		mg/kg	0.896	0.186	2	01/29/18 20:15	02/01/18 20:51	EPA 3050B	1,6010C	AB
Barium, Total	71.3		mg/kg	0.896	0.156	2	01/29/18 20:15	02/01/18 20:51	EPA 3050B	1,6010C	AB
Beryllium, Total	0.331	J	mg/kg	0.448	0.030	2	01/29/18 20:15	02/01/18 20:51	EPA 3050B	1,6010C	AB
Cadmium, Total	0.582	J	mg/kg	0.896	0.088	2	01/29/18 20:15	02/01/18 20:51	EPA 3050B	1,6010C	AB
Calcium, Total	64900		mg/kg	8.96	3.14	2	01/29/18 20:15	02/01/18 20:51	EPA 3050B	1,6010C	AB
Chromium, Total	11.3		mg/kg	0.896	0.086	2	01/29/18 20:15	02/01/18 20:51	EPA 3050B	1,6010C	AB
Cobalt, Total	7.29		mg/kg	1.79	0.149	2	01/29/18 20:15	02/01/18 20:51	EPA 3050B	1,6010C	AB
Copper, Total	14.0		mg/kg	0.896	0.231	2	01/29/18 20:15	02/01/18 20:51	EPA 3050B	1,6010C	AB
Iron, Total	15000		mg/kg	4.48	0.809	2	01/29/18 20:15	02/01/18 20:51	EPA 3050B	1,6010C	AB
Lead, Total	12.4		mg/kg	4.48	0.240	2	01/29/18 20:15	02/01/18 20:51	EPA 3050B	1,6010C	AB
Magnesium, Total	21400		mg/kg	8.96	1.38	2	01/29/18 20:15	02/01/18 20:51	EPA 3050B	1,6010C	AB
Manganese, Total	554		mg/kg	0.896	0.142	2	01/29/18 20:15	02/01/18 20:51	EPA 3050B	1,6010C	AB
Mercury, Total	ND		mg/kg	0.07	0.02	1	01/30/18 08:00	01/31/18 19:06	EPA 7471B	1,7471B	EA
Nickel, Total	14.5		mg/kg	2.24	0.217	2	01/29/18 20:15	02/01/18 20:51	EPA 3050B	1,6010C	AB
Potassium, Total	983		mg/kg	224	12.9	2	01/29/18 20:15	02/01/18 20:51	EPA 3050B	1,6010C	AB
Selenium, Total	ND		mg/kg	1.79	0.231	2	01/29/18 20:15	02/01/18 20:51	EPA 3050B	1,6010C	AB
Silver, Total	ND		mg/kg	0.896	0.254	2	01/29/18 20:15	02/01/18 20:51	EPA 3050B	1,6010C	AB
Sodium, Total	127	J	mg/kg	179	2.82	2	01/29/18 20:15	02/01/18 20:51	EPA 3050B	1,6010C	AB
Thallium, Total	ND		mg/kg	1.79	0.282	2	01/29/18 20:15	02/01/18 20:51	EPA 3050B	1,6010C	AB
Vanadium, Total	20.3		mg/kg	0.896	0.182	2	01/29/18 20:15	02/01/18 20:51	EPA 3050B	1,6010C	AB
Zinc, Total	56.4		mg/kg	4.48	0.262	2	01/29/18 20:15	02/01/18 20:51	EPA 3050B	1,6010C	AB

Project Name: 1111 ELMWOOD AVE. **Lab Number:** L1803048

Project Number: 0369-018-001-003 **Report Date:** 02/02/18

SAMPLE RESULTS

Lab ID: L1803048-13 Date Collected: 01/26/18 12:22

Client ID: RI-TP-7 (8-10) Date Received: 01/26/18

Sample Location: BUFFALO, NY Field Prep: Not Specified

Sample Depth:

Matrix: Soil

Percent Solids: 86%

Parameter	Result	Qualifier	Units	RL	MDL	Dilution Factor	Date Prepared	Date Analyzed	Prep Method	Analytical Method	Analyst
Total Metals - Mansfield Lab											
Aluminum, Total	2810		mg/kg	9.29	2.51	2	01/29/18 20:15	02/01/18 20:56	EPA 3050B	1,6010C	AB
Antimony, Total	ND		mg/kg	4.65	0.353	2	01/29/18 20:15	02/01/18 20:56	EPA 3050B	1,6010C	AB
Arsenic, Total	1.90		mg/kg	0.929	0.193	2	01/29/18 20:15	02/01/18 20:56	EPA 3050B	1,6010C	AB
Barium, Total	21.3		mg/kg	0.929	0.162	2	01/29/18 20:15	02/01/18 20:56	EPA 3050B	1,6010C	AB
Beryllium, Total	0.112	J	mg/kg	0.465	0.031	2	01/29/18 20:15	02/01/18 20:56	EPA 3050B	1,6010C	AB
Cadmium, Total	0.334	J	mg/kg	0.929	0.091	2	01/29/18 20:15	02/01/18 20:56	EPA 3050B	1,6010C	AB
Calcium, Total	48600		mg/kg	9.29	3.25	2	01/29/18 20:15	02/01/18 20:56	EPA 3050B	1,6010C	AB
Chromium, Total	5.06		mg/kg	0.929	0.089	2	01/29/18 20:15	02/01/18 20:56	EPA 3050B	1,6010C	AB
Cobalt, Total	2.44		mg/kg	1.86	0.154	2	01/29/18 20:15	02/01/18 20:56	EPA 3050B	1,6010C	AB
Copper, Total	7.16		mg/kg	0.929	0.240	2	01/29/18 20:15	02/01/18 20:56	EPA 3050B	1,6010C	AB
Iron, Total	7740		mg/kg	4.65	0.839	2	01/29/18 20:15	02/01/18 20:56	EPA 3050B	1,6010C	AB
Lead, Total	7.82		mg/kg	4.65	0.249	2	01/29/18 20:15	02/01/18 20:56	EPA 3050B	1,6010C	AB
Magnesium, Total	19800		mg/kg	9.29	1.43	2	01/29/18 20:15	02/01/18 20:56	EPA 3050B	1,6010C	AB
Manganese, Total	280		mg/kg	0.929	0.148	2	01/29/18 20:15	02/01/18 20:56	EPA 3050B	1,6010C	AB
Mercury, Total	ND		mg/kg	0.07	0.02	1	01/30/18 08:00	01/31/18 19:08	EPA 7471B	1,7471B	EA
Nickel, Total	4.13		mg/kg	2.32	0.225	2	01/29/18 20:15	02/01/18 20:56	EPA 3050B	1,6010C	AB
Potassium, Total	401		mg/kg	232	13.4	2	01/29/18 20:15	02/01/18 20:56	EPA 3050B	1,6010C	AB
Selenium, Total	ND		mg/kg	1.86	0.240	2	01/29/18 20:15	02/01/18 20:56	EPA 3050B	1,6010C	AB
Silver, Total	ND		mg/kg	0.929	0.263	2	01/29/18 20:15	02/01/18 20:56	EPA 3050B	1,6010C	AB
Sodium, Total	111	J	mg/kg	186	2.93	2	01/29/18 20:15	02/01/18 20:56	EPA 3050B	1,6010C	AB
Thallium, Total	ND		mg/kg	1.86	0.293	2	01/29/18 20:15	02/01/18 20:56	EPA 3050B	1,6010C	AB
Vanadium, Total	12.1		mg/kg	0.929	0.189	2	01/29/18 20:15	02/01/18 20:56	EPA 3050B	1,6010C	AB
Zinc, Total	48.4		mg/kg	4.65	0.272	2	01/29/18 20:15	02/01/18 20:56	EPA 3050B	1,6010C	AB

Project Name: 1111 ELMWOOD AVE.
Lab Number: L1803048
Project Number: 0369-018-001-003
Report Date: 02/02/18

SAMPLE RESULTS

Lab ID: L1803048-14
Client ID: RI-TP-9 (6.5-8.5)
Sample Location: BUFFALO, NY
Sample Depth:
Matrix: Soil
Percent Solids: 66%

Date Collected: 01/26/18 14:23
Date Received: 01/26/18
Field Prep: Not Specified

Parameter	Result	Qualifier	Units	RL	MDL	Dilution Factor	Date Prepared	Date Analyzed	Prep Method	Analytical Method	Analyst
Total Metals - Mansfield Lab											
Aluminum, Total	14400		mg/kg	12.0	3.23	2	01/29/18 20:15	02/01/18 21:01	EPA 3050B	1,6010C	AB
Antimony, Total	ND		mg/kg	5.98	0.455	2	01/29/18 20:15	02/01/18 21:01	EPA 3050B	1,6010C	AB
Arsenic, Total	2.58		mg/kg	1.20	0.249	2	01/29/18 20:15	02/01/18 21:01	EPA 3050B	1,6010C	AB
Barium, Total	134		mg/kg	1.20	0.208	2	01/29/18 20:15	02/01/18 21:01	EPA 3050B	1,6010C	AB
Beryllium, Total	0.778		mg/kg	0.598	0.040	2	01/29/18 20:15	02/01/18 21:01	EPA 3050B	1,6010C	AB
Cadmium, Total	0.838	J	mg/kg	1.20	0.117	2	01/29/18 20:15	02/01/18 21:01	EPA 3050B	1,6010C	AB
Calcium, Total	6940		mg/kg	12.0	4.19	2	01/29/18 20:15	02/01/18 21:01	EPA 3050B	1,6010C	AB
Chromium, Total	16.3		mg/kg	1.20	0.115	2	01/29/18 20:15	02/01/18 21:01	EPA 3050B	1,6010C	AB
Cobalt, Total	7.30		mg/kg	2.39	0.199	2	01/29/18 20:15	02/01/18 21:01	EPA 3050B	1,6010C	AB
Copper, Total	12.4		mg/kg	1.20	0.309	2	01/29/18 20:15	02/01/18 21:01	EPA 3050B	1,6010C	AB
Iron, Total	17800		mg/kg	5.98	1.08	2	01/29/18 20:15	02/01/18 21:01	EPA 3050B	1,6010C	AB
Lead, Total	15.6		mg/kg	5.98	0.321	2	01/29/18 20:15	02/01/18 21:01	EPA 3050B	1,6010C	AB
Magnesium, Total	5100		mg/kg	12.0	1.84	2	01/29/18 20:15	02/01/18 21:01	EPA 3050B	1,6010C	AB
Manganese, Total	380		mg/kg	1.20	0.190	2	01/29/18 20:15	02/01/18 21:01	EPA 3050B	1,6010C	AB
Mercury, Total	0.07	J	mg/kg	0.09	0.02	1	01/30/18 08:00	01/31/18 19:10	EPA 7471B	1,7471B	EA
Nickel, Total	14.1		mg/kg	2.99	0.290	2	01/29/18 20:15	02/01/18 21:01	EPA 3050B	1,6010C	AB
Potassium, Total	894		mg/kg	299	17.2	2	01/29/18 20:15	02/01/18 21:01	EPA 3050B	1,6010C	AB
Selenium, Total	ND		mg/kg	2.39	0.309	2	01/29/18 20:15	02/01/18 21:01	EPA 3050B	1,6010C	AB
Silver, Total	ND		mg/kg	1.20	0.339	2	01/29/18 20:15	02/01/18 21:01	EPA 3050B	1,6010C	AB
Sodium, Total	124	J	mg/kg	239	3.77	2	01/29/18 20:15	02/01/18 21:01	EPA 3050B	1,6010C	AB
Thallium, Total	ND		mg/kg	2.39	0.377	2	01/29/18 20:15	02/01/18 21:01	EPA 3050B	1,6010C	AB
Vanadium, Total	25.4		mg/kg	1.20	0.243	2	01/29/18 20:15	02/01/18 21:01	EPA 3050B	1,6010C	AB
Zinc, Total	72.1		mg/kg	5.98	0.351	2	01/29/18 20:15	02/01/18 21:01	EPA 3050B	1,6010C	AB

Project Name: 1111 ELMWOOD AVE.
Lab Number: L1803048
Project Number: 0369-018-001-003
Report Date: 02/02/18

SAMPLE RESULTS

Lab ID: L1803048-15
Client ID: RI-TP-9 (10-12)
Sample Location: BUFFALO, NY
Sample Depth:
Matrix: Soil
Percent Solids: 86%

Date Collected: 01/26/18 14:30
Date Received: 01/26/18
Field Prep: Not Specified

Parameter	Result	Qualifier	Units	RL	MDL	Dilution Factor	Date Prepared	Date Analyzed	Prep Method	Analytical Method	Analyst
Total Metals - Mansfield Lab											
Aluminum, Total	3960		mg/kg	9.06	2.44	2	01/29/18 20:15	02/01/18 21:24	EPA 3050B	1,6010C	AB
Antimony, Total	ND		mg/kg	4.53	0.344	2	01/29/18 20:15	02/01/18 21:24	EPA 3050B	1,6010C	AB
Arsenic, Total	1.51		mg/kg	0.906	0.188	2	01/29/18 20:15	02/01/18 21:24	EPA 3050B	1,6010C	AB
Barium, Total	29.7		mg/kg	0.906	0.158	2	01/29/18 20:15	02/01/18 21:24	EPA 3050B	1,6010C	AB
Beryllium, Total	0.172	J	mg/kg	0.453	0.030	2	01/29/18 20:15	02/01/18 21:24	EPA 3050B	1,6010C	AB
Cadmium, Total	0.480	J	mg/kg	0.906	0.089	2	01/29/18 20:15	02/01/18 21:24	EPA 3050B	1,6010C	AB
Calcium, Total	55400		mg/kg	9.06	3.17	2	01/29/18 20:15	02/01/18 21:24	EPA 3050B	1,6010C	AB
Chromium, Total	6.82		mg/kg	0.906	0.087	2	01/29/18 20:15	02/01/18 21:24	EPA 3050B	1,6010C	AB
Cobalt, Total	4.41		mg/kg	1.81	0.150	2	01/29/18 20:15	02/01/18 21:24	EPA 3050B	1,6010C	AB
Copper, Total	10.4		mg/kg	0.906	0.234	2	01/29/18 20:15	02/01/18 21:24	EPA 3050B	1,6010C	AB
Iron, Total	9850		mg/kg	4.53	0.818	2	01/29/18 20:15	02/01/18 21:24	EPA 3050B	1,6010C	AB
Lead, Total	11.8		mg/kg	4.53	0.243	2	01/29/18 20:15	02/01/18 21:24	EPA 3050B	1,6010C	AB
Magnesium, Total	21300		mg/kg	9.06	1.39	2	01/29/18 20:15	02/01/18 21:24	EPA 3050B	1,6010C	AB
Manganese, Total	320		mg/kg	0.906	0.144	2	01/29/18 20:15	02/01/18 21:24	EPA 3050B	1,6010C	AB
Mercury, Total	0.02	J	mg/kg	0.07	0.02	1	01/30/18 08:00	01/31/18 19:12	EPA 7471B	1,7471B	EA
Nickel, Total	6.76		mg/kg	2.26	0.219	2	01/29/18 20:15	02/01/18 21:24	EPA 3050B	1,6010C	AB
Potassium, Total	650		mg/kg	226	13.0	2	01/29/18 20:15	02/01/18 21:24	EPA 3050B	1,6010C	AB
Selenium, Total	ND		mg/kg	1.81	0.234	2	01/29/18 20:15	02/01/18 21:24	EPA 3050B	1,6010C	AB
Silver, Total	ND		mg/kg	0.906	0.256	2	01/29/18 20:15	02/01/18 21:24	EPA 3050B	1,6010C	AB
Sodium, Total	126	J	mg/kg	181	2.85	2	01/29/18 20:15	02/01/18 21:24	EPA 3050B	1,6010C	AB
Thallium, Total	ND		mg/kg	1.81	0.285	2	01/29/18 20:15	02/01/18 21:24	EPA 3050B	1,6010C	AB
Vanadium, Total	13.6		mg/kg	0.906	0.184	2	01/29/18 20:15	02/01/18 21:24	EPA 3050B	1,6010C	AB
Zinc, Total	63.6		mg/kg	4.53	0.265	2	01/29/18 20:15	02/01/18 21:24	EPA 3050B	1,6010C	AB

Project Name: 1111 ELMWOOD AVE. **Lab Number:** L1803048

Project Number: 0369-018-001-003 **Report Date:** 02/02/18

SAMPLE RESULTS

Lab ID: L1803048-16 Date Collected: 01/26/18 13:27

Client ID: RI-TP-11 (6-8) Date Received: 01/26/18

Sample Location: BUFFALO, NY Field Prep: Not Specified

Sample Depth:

Matrix: Soil

Percent Solids: 86%

Parameter	Result	Qualifier	Units	RL	MDL	Dilution Factor	Date Prepared	Date Analyzed	Prep Method	Analytical Method	Analyst
Total Metals - Mansfield Lab											
Aluminum, Total	7030		mg/kg	9.06	2.45	2	01/29/18 20:15	02/01/18 21:29	EPA 3050B	1,6010C	AB
Antimony, Total	ND		mg/kg	4.53	0.344	2	01/29/18 20:15	02/01/18 21:29	EPA 3050B	1,6010C	AB
Arsenic, Total	3.11		mg/kg	0.906	0.188	2	01/29/18 20:15	02/01/18 21:29	EPA 3050B	1,6010C	AB
Barium, Total	76.0		mg/kg	0.906	0.158	2	01/29/18 20:15	02/01/18 21:29	EPA 3050B	1,6010C	AB
Beryllium, Total	0.335	J	mg/kg	0.453	0.030	2	01/29/18 20:15	02/01/18 21:29	EPA 3050B	1,6010C	AB
Cadmium, Total	0.544	J	mg/kg	0.906	0.089	2	01/29/18 20:15	02/01/18 21:29	EPA 3050B	1,6010C	AB
Calcium, Total	67400		mg/kg	9.06	3.17	2	01/29/18 20:15	02/01/18 21:29	EPA 3050B	1,6010C	AB
Chromium, Total	11.9		mg/kg	0.906	0.087	2	01/29/18 20:15	02/01/18 21:29	EPA 3050B	1,6010C	AB
Cobalt, Total	5.87		mg/kg	1.81	0.150	2	01/29/18 20:15	02/01/18 21:29	EPA 3050B	1,6010C	AB
Copper, Total	12.9		mg/kg	0.906	0.234	2	01/29/18 20:15	02/01/18 21:29	EPA 3050B	1,6010C	AB
Iron, Total	14800		mg/kg	4.53	0.818	2	01/29/18 20:15	02/01/18 21:29	EPA 3050B	1,6010C	AB
Lead, Total	10.8		mg/kg	4.53	0.243	2	01/29/18 20:15	02/01/18 21:29	EPA 3050B	1,6010C	AB
Magnesium, Total	20700		mg/kg	9.06	1.40	2	01/29/18 20:15	02/01/18 21:29	EPA 3050B	1,6010C	AB
Manganese, Total	391		mg/kg	0.906	0.144	2	01/29/18 20:15	02/01/18 21:29	EPA 3050B	1,6010C	AB
Mercury, Total	ND		mg/kg	0.08	0.02	1	01/30/18 08:00	01/31/18 19:17	EPA 7471B	1,7471B	EA
Nickel, Total	12.2		mg/kg	2.26	0.219	2	01/29/18 20:15	02/01/18 21:29	EPA 3050B	1,6010C	AB
Potassium, Total	990		mg/kg	226	13.0	2	01/29/18 20:15	02/01/18 21:29	EPA 3050B	1,6010C	AB
Selenium, Total	ND		mg/kg	1.81	0.234	2	01/29/18 20:15	02/01/18 21:29	EPA 3050B	1,6010C	AB
Silver, Total	ND		mg/kg	0.906	0.256	2	01/29/18 20:15	02/01/18 21:29	EPA 3050B	1,6010C	AB
Sodium, Total	148	J	mg/kg	181	2.85	2	01/29/18 20:15	02/01/18 21:29	EPA 3050B	1,6010C	AB
Thallium, Total	ND		mg/kg	1.81	0.285	2	01/29/18 20:15	02/01/18 21:29	EPA 3050B	1,6010C	AB
Vanadium, Total	18.4		mg/kg	0.906	0.184	2	01/29/18 20:15	02/01/18 21:29	EPA 3050B	1,6010C	AB
Zinc, Total	59.7		mg/kg	4.53	0.265	2	01/29/18 20:15	02/01/18 21:29	EPA 3050B	1,6010C	AB

Project Name: 1111 ELMWOOD AVE.
Lab Number: L1803048
Project Number: 0369-018-001-003
Report Date: 02/02/18

SAMPLE RESULTS

Lab ID: L1803048-17
Client ID: RI-TP-11 (12-14.5)
Sample Location: BUFFALO, NY
Sample Depth:
Matrix: Soil
Percent Solids: 86%

Date Collected: 01/26/18 13:33
Date Received: 01/26/18
Field Prep: Not Specified

Parameter	Result	Qualifier	Units	RL	MDL	Dilution Factor	Date Prepared	Date Analyzed	Prep Method	Analytical Method	Analyst
Total Metals - Mansfield Lab											
Aluminum, Total	3470		mg/kg	8.77	2.37	2	01/29/18 20:15	02/01/18 21:33	EPA 3050B	1,6010C	AB
Antimony, Total	ND		mg/kg	4.38	0.333	2	01/29/18 20:15	02/01/18 21:33	EPA 3050B	1,6010C	AB
Arsenic, Total	1.73		mg/kg	0.877	0.182	2	01/29/18 20:15	02/01/18 21:33	EPA 3050B	1,6010C	AB
Barium, Total	34.4		mg/kg	0.877	0.152	2	01/29/18 20:15	02/01/18 21:33	EPA 3050B	1,6010C	AB
Beryllium, Total	0.149	J	mg/kg	0.438	0.029	2	01/29/18 20:15	02/01/18 21:33	EPA 3050B	1,6010C	AB
Cadmium, Total	0.386	J	mg/kg	0.877	0.086	2	01/29/18 20:15	02/01/18 21:33	EPA 3050B	1,6010C	AB
Calcium, Total	53100		mg/kg	8.77	3.07	2	01/29/18 20:15	02/01/18 21:33	EPA 3050B	1,6010C	AB
Chromium, Total	6.38		mg/kg	0.877	0.084	2	01/29/18 20:15	02/01/18 21:33	EPA 3050B	1,6010C	AB
Cobalt, Total	3.74		mg/kg	1.75	0.146	2	01/29/18 20:15	02/01/18 21:33	EPA 3050B	1,6010C	AB
Copper, Total	7.78		mg/kg	0.877	0.226	2	01/29/18 20:15	02/01/18 21:33	EPA 3050B	1,6010C	AB
Iron, Total	8490		mg/kg	4.38	0.792	2	01/29/18 20:15	02/01/18 21:33	EPA 3050B	1,6010C	AB
Lead, Total	8.78		mg/kg	4.38	0.235	2	01/29/18 20:15	02/01/18 21:33	EPA 3050B	1,6010C	AB
Magnesium, Total	20400		mg/kg	8.77	1.35	2	01/29/18 20:15	02/01/18 21:33	EPA 3050B	1,6010C	AB
Manganese, Total	314		mg/kg	0.877	0.139	2	01/29/18 20:15	02/01/18 21:33	EPA 3050B	1,6010C	AB
Mercury, Total	ND		mg/kg	0.07	0.02	1	01/30/18 08:00	01/31/18 19:19	EPA 7471B	1,7471B	EA
Nickel, Total	5.73		mg/kg	2.19	0.212	2	01/29/18 20:15	02/01/18 21:33	EPA 3050B	1,6010C	AB
Potassium, Total	532		mg/kg	219	12.6	2	01/29/18 20:15	02/01/18 21:33	EPA 3050B	1,6010C	AB
Selenium, Total	ND		mg/kg	1.75	0.226	2	01/29/18 20:15	02/01/18 21:33	EPA 3050B	1,6010C	AB
Silver, Total	ND		mg/kg	0.877	0.248	2	01/29/18 20:15	02/01/18 21:33	EPA 3050B	1,6010C	AB
Sodium, Total	120	J	mg/kg	175	2.76	2	01/29/18 20:15	02/01/18 21:33	EPA 3050B	1,6010C	AB
Thallium, Total	ND		mg/kg	1.75	0.276	2	01/29/18 20:15	02/01/18 21:33	EPA 3050B	1,6010C	AB
Vanadium, Total	12.9		mg/kg	0.877	0.178	2	01/29/18 20:15	02/01/18 21:33	EPA 3050B	1,6010C	AB
Zinc, Total	52.0		mg/kg	4.38	0.257	2	01/29/18 20:15	02/01/18 21:33	EPA 3050B	1,6010C	AB

Project Name: 1111 ELMWOOD AVE. **Lab Number:** L1803048

Project Number: 0369-018-001-003 **Report Date:** 02/02/18

SAMPLE RESULTS

Lab ID: L1803048-18 Date Collected: 01/26/18 12:57

Client ID: RI-TP-12 (5-7.0) Date Received: 01/26/18

Sample Location: BUFFALO, NY Field Prep: Not Specified

Sample Depth:

Matrix: Soil

Percent Solids: 83%

Parameter	Result	Qualifier	Units	RL	MDL	Dilution Factor	Date Prepared	Date Analyzed	Prep Method	Analytical Method	Analyst
Total Metals - Mansfield Lab											
Aluminum, Total	9320		mg/kg	9.05	2.44	2	01/29/18 20:15	02/01/18 21:38	EPA 3050B	1,6010C	AB
Antimony, Total	ND		mg/kg	4.53	0.344	2	01/29/18 20:15	02/01/18 21:38	EPA 3050B	1,6010C	AB
Arsenic, Total	3.68		mg/kg	0.905	0.188	2	01/29/18 20:15	02/01/18 21:38	EPA 3050B	1,6010C	AB
Barium, Total	77.3		mg/kg	0.905	0.158	2	01/29/18 20:15	02/01/18 21:38	EPA 3050B	1,6010C	AB
Beryllium, Total	0.416	J	mg/kg	0.453	0.030	2	01/29/18 20:15	02/01/18 21:38	EPA 3050B	1,6010C	AB
Cadmium, Total	0.616	J	mg/kg	0.905	0.089	2	01/29/18 20:15	02/01/18 21:38	EPA 3050B	1,6010C	AB
Calcium, Total	51500		mg/kg	9.05	3.17	2	01/29/18 20:15	02/01/18 21:38	EPA 3050B	1,6010C	AB
Chromium, Total	13.1		mg/kg	0.905	0.087	2	01/29/18 20:15	02/01/18 21:38	EPA 3050B	1,6010C	AB
Cobalt, Total	7.37		mg/kg	1.81	0.150	2	01/29/18 20:15	02/01/18 21:38	EPA 3050B	1,6010C	AB
Copper, Total	15.3		mg/kg	0.905	0.234	2	01/29/18 20:15	02/01/18 21:38	EPA 3050B	1,6010C	AB
Iron, Total	17100		mg/kg	4.53	0.818	2	01/29/18 20:15	02/01/18 21:38	EPA 3050B	1,6010C	AB
Lead, Total	11.7		mg/kg	4.53	0.243	2	01/29/18 20:15	02/01/18 21:38	EPA 3050B	1,6010C	AB
Magnesium, Total	17900		mg/kg	9.05	1.39	2	01/29/18 20:15	02/01/18 21:38	EPA 3050B	1,6010C	AB
Manganese, Total	558		mg/kg	0.905	0.144	2	01/29/18 20:15	02/01/18 21:38	EPA 3050B	1,6010C	AB
Mercury, Total	0.02	J	mg/kg	0.08	0.02	1	01/30/18 08:00	01/31/18 19:21	EPA 7471B	1,7471B	EA
Nickel, Total	15.3		mg/kg	2.26	0.219	2	01/29/18 20:15	02/01/18 21:38	EPA 3050B	1,6010C	AB
Potassium, Total	1140		mg/kg	226	13.0	2	01/29/18 20:15	02/01/18 21:38	EPA 3050B	1,6010C	AB
Selenium, Total	ND		mg/kg	1.81	0.234	2	01/29/18 20:15	02/01/18 21:38	EPA 3050B	1,6010C	AB
Silver, Total	ND		mg/kg	0.905	0.256	2	01/29/18 20:15	02/01/18 21:38	EPA 3050B	1,6010C	AB
Sodium, Total	222		mg/kg	181	2.85	2	01/29/18 20:15	02/01/18 21:38	EPA 3050B	1,6010C	AB
Thallium, Total	ND		mg/kg	1.81	0.285	2	01/29/18 20:15	02/01/18 21:38	EPA 3050B	1,6010C	AB
Vanadium, Total	22.2		mg/kg	0.905	0.184	2	01/29/18 20:15	02/01/18 21:38	EPA 3050B	1,6010C	AB
Zinc, Total	57.8		mg/kg	4.53	0.265	2	01/29/18 20:15	02/01/18 21:38	EPA 3050B	1,6010C	AB

Project Name: 1111 ELMWOOD AVE. **Lab Number:** L1803048

Project Number: 0369-018-001-003 **Report Date:** 02/02/18

SAMPLE RESULTS

Lab ID: L1803048-19 Date Collected: 01/26/18 13:03

Client ID: RI-TP-12 (7.0-9.0) Date Received: 01/26/18

Sample Location: BUFFALO, NY Field Prep: Not Specified

Sample Depth:

Matrix: Soil

Percent Solids: 84%

Parameter	Result	Qualifier	Units	RL	MDL	Dilution Factor	Date Prepared	Date Analyzed	Prep Method	Analytical Method	Analyst
Total Metals - Mansfield Lab											
Aluminum, Total	3010		mg/kg	9.17	2.48	2	01/29/18 20:15	02/01/18 21:43	EPA 3050B	1,6010C	AB
Antimony, Total	ND		mg/kg	4.58	0.348	2	01/29/18 20:15	02/01/18 21:43	EPA 3050B	1,6010C	AB
Arsenic, Total	1.87		mg/kg	0.917	0.191	2	01/29/18 20:15	02/01/18 21:43	EPA 3050B	1,6010C	AB
Barium, Total	22.1		mg/kg	0.917	0.160	2	01/29/18 20:15	02/01/18 21:43	EPA 3050B	1,6010C	AB
Beryllium, Total	0.110	J	mg/kg	0.458	0.030	2	01/29/18 20:15	02/01/18 21:43	EPA 3050B	1,6010C	AB
Cadmium, Total	0.348	J	mg/kg	0.917	0.090	2	01/29/18 20:15	02/01/18 21:43	EPA 3050B	1,6010C	AB
Calcium, Total	49900		mg/kg	9.17	3.21	2	01/29/18 20:15	02/01/18 21:43	EPA 3050B	1,6010C	AB
Chromium, Total	5.56		mg/kg	0.917	0.088	2	01/29/18 20:15	02/01/18 21:43	EPA 3050B	1,6010C	AB
Cobalt, Total	2.41		mg/kg	1.83	0.152	2	01/29/18 20:15	02/01/18 21:43	EPA 3050B	1,6010C	AB
Copper, Total	7.67		mg/kg	0.917	0.236	2	01/29/18 20:15	02/01/18 21:43	EPA 3050B	1,6010C	AB
Iron, Total	7700		mg/kg	4.58	0.828	2	01/29/18 20:15	02/01/18 21:43	EPA 3050B	1,6010C	AB
Lead, Total	7.88		mg/kg	4.58	0.246	2	01/29/18 20:15	02/01/18 21:43	EPA 3050B	1,6010C	AB
Magnesium, Total	19800		mg/kg	9.17	1.41	2	01/29/18 20:15	02/01/18 21:43	EPA 3050B	1,6010C	AB
Manganese, Total	251		mg/kg	0.917	0.146	2	01/29/18 20:15	02/01/18 21:43	EPA 3050B	1,6010C	AB
Mercury, Total	ND		mg/kg	0.08	0.02	1	01/30/18 08:00	01/31/18 19:23	EPA 7471B	1,7471B	EA
Nickel, Total	4.14		mg/kg	2.29	0.222	2	01/29/18 20:15	02/01/18 21:43	EPA 3050B	1,6010C	AB
Potassium, Total	459		mg/kg	229	13.2	2	01/29/18 20:15	02/01/18 21:43	EPA 3050B	1,6010C	AB
Selenium, Total	ND		mg/kg	1.83	0.236	2	01/29/18 20:15	02/01/18 21:43	EPA 3050B	1,6010C	AB
Silver, Total	ND		mg/kg	0.917	0.259	2	01/29/18 20:15	02/01/18 21:43	EPA 3050B	1,6010C	AB
Sodium, Total	136	J	mg/kg	183	2.89	2	01/29/18 20:15	02/01/18 21:43	EPA 3050B	1,6010C	AB
Thallium, Total	ND		mg/kg	1.83	0.289	2	01/29/18 20:15	02/01/18 21:43	EPA 3050B	1,6010C	AB
Vanadium, Total	12.7		mg/kg	0.917	0.186	2	01/29/18 20:15	02/01/18 21:43	EPA 3050B	1,6010C	AB
Zinc, Total	42.4		mg/kg	4.58	0.269	2	01/29/18 20:15	02/01/18 21:43	EPA 3050B	1,6010C	AB

Project Name: 1111 ELMWOOD AVE. **Lab Number:** L1803048

Project Number: 0369-018-001-003 **Report Date:** 02/02/18

Method Blank Analysis
Batch Quality Control

Parameter	Result	Qualifier	Units	RL	MDL	Dilution Factor	Date Prepared	Date Analyzed	Analytical Method	Analyst
Total Metals - Mansfield Lab for sample(s): 01-19 Batch: WG1084839-1										
Aluminum, Total	ND		mg/kg	4.00	1.08	1	01/29/18 20:15	02/01/18 18:31	1,6010C	AB
Antimony, Total	ND		mg/kg	2.00	0.152	1	01/29/18 20:15	02/01/18 18:31	1,6010C	AB
Arsenic, Total	ND		mg/kg	0.400	0.083	1	01/29/18 20:15	02/01/18 18:31	1,6010C	AB
Barium, Total	ND		mg/kg	0.400	0.070	1	01/29/18 20:15	02/01/18 18:31	1,6010C	AB
Beryllium, Total	ND		mg/kg	0.200	0.013	1	01/29/18 20:15	02/01/18 18:31	1,6010C	AB
Cadmium, Total	ND		mg/kg	0.400	0.039	1	01/29/18 20:15	02/01/18 18:31	1,6010C	AB
Calcium, Total	ND		mg/kg	4.00	1.40	1	01/29/18 20:15	02/01/18 18:31	1,6010C	AB
Chromium, Total	ND		mg/kg	0.400	0.038	1	01/29/18 20:15	02/01/18 18:31	1,6010C	AB
Cobalt, Total	ND		mg/kg	0.800	0.066	1	01/29/18 20:15	02/01/18 18:31	1,6010C	AB
Copper, Total	ND		mg/kg	0.400	0.103	1	01/29/18 20:15	02/01/18 18:31	1,6010C	AB
Iron, Total	ND		mg/kg	2.00	0.361	1	01/29/18 20:15	02/01/18 18:31	1,6010C	AB
Lead, Total	ND		mg/kg	2.00	0.107	1	01/29/18 20:15	02/01/18 18:31	1,6010C	AB
Magnesium, Total	ND		mg/kg	4.00	0.616	1	01/29/18 20:15	02/01/18 18:31	1,6010C	AB
Manganese, Total	0.192	J	mg/kg	0.400	0.064	1	01/29/18 20:15	02/01/18 18:31	1,6010C	AB
Nickel, Total	ND		mg/kg	1.00	0.097	1	01/29/18 20:15	02/01/18 18:31	1,6010C	AB
Potassium, Total	ND		mg/kg	100	5.76	1	01/29/18 20:15	02/01/18 18:31	1,6010C	AB
Selenium, Total	ND		mg/kg	0.800	0.103	1	01/29/18 20:15	02/01/18 18:31	1,6010C	AB
Silver, Total	ND		mg/kg	0.400	0.113	1	01/29/18 20:15	02/01/18 18:31	1,6010C	AB
Sodium, Total	ND		mg/kg	80.0	1.26	1	01/29/18 20:15	02/01/18 18:31	1,6010C	AB
Thallium, Total	ND		mg/kg	0.800	0.126	1	01/29/18 20:15	02/01/18 18:31	1,6010C	AB
Vanadium, Total	ND		mg/kg	0.400	0.081	1	01/29/18 20:15	02/01/18 18:31	1,6010C	AB
Zinc, Total	ND		mg/kg	2.00	0.117	1	01/29/18 20:15	02/01/18 18:31	1,6010C	AB

Prep Information

Digestion Method: EPA 3050B

Parameter	Result	Qualifier	Units	RL	MDL	Dilution Factor	Date Prepared	Date Analyzed	Analytical Method	Analyst
Total Metals - Mansfield Lab for sample(s): 01-19 Batch: WG1084891-1										
Mercury, Total	ND		mg/kg	0.08	0.02	1	01/30/18 08:00	01/31/18 18:33	1,7471B	EA

Project Name: 1111 ELMWOOD AVE.
Project Number: 0369-018-001-003
Lab Number: L1803048
Report Date: 02/02/18

Method Blank Analysis
Batch Quality Control

Prep Information

Digestion Method: EPA 7471B

Lab Control Sample Analysis

Batch Quality Control

Project Name: 1111 ELMWOOD AVE.

Project Number: 0369-018-001-003

Lab Number: L1803048

Report Date: 02/02/18

Parameter	LCS %Recovery	Qual	LCSD %Recovery	Qual	%Recovery Limits	RPD	Qual	RPD Limits
Total Metals - Mansfield Lab Associated sample(s): 01-19 Batch: WG1084839-2 SRM Lot Number: D098-540								
Aluminum, Total	70		-		47-153	-		
Antimony, Total	127		-		6-194	-		
Arsenic, Total	99		-		83-117	-		
Barium, Total	91		-		82-118	-		
Beryllium, Total	97		-		83-117	-		
Cadmium, Total	94		-		82-117	-		
Calcium, Total	90		-		81-118	-		
Chromium, Total	94		-		83-119	-		
Cobalt, Total	94		-		84-116	-		
Copper, Total	94		-		84-116	-		
Iron, Total	94		-		60-140	-		
Lead, Total	94		-		82-117	-		
Magnesium, Total	80		-		76-124	-		
Manganese, Total	92		-		82-118	-		
Nickel, Total	93		-		82-117	-		
Potassium, Total	82		-		69-131	-		
Selenium, Total	96		-		78-121	-		
Silver, Total	99		-		80-120	-		
Sodium, Total	93		-		74-126	-		
Thallium, Total	89		-		80-119	-		
Vanadium, Total	94		-		79-121	-		

Lab Control Sample Analysis

Batch Quality Control

Project Name: 1111 ELMWOOD AVE.

Project Number: 0369-018-001-003

Lab Number: L1803048

Report Date: 02/02/18

Parameter	LCS %Recovery	LCSD %Recovery	%Recovery Limits	RPD	RPD Limits
Total Metals - Mansfield Lab Associated sample(s): 01-19 Batch: WG1084839-2 SRM Lot Number: D098-540					
Zinc, Total	94	-	81-119	-	
Total Metals - Mansfield Lab Associated sample(s): 01-19 Batch: WG1084891-2 SRM Lot Number: D098-540					
Mercury, Total	86	-	50-149	-	

Matrix Spike Analysis
Batch Quality Control

Project Name: 1111 ELMWOOD AVE.
Project Number: 0369-018-001-003

Lab Number: L1803048
Report Date: 02/02/18

Parameter	Native Sample	MS Added	MS Found	MS %Recovery	Qual	MSD Found	MSD %Recovery	Qual	Recovery Limits	RPD	Qual	RPD Limits
Total Metals - Mansfield Lab Associated sample(s): 01-19 (9.5-11.5)	QC Batch ID: WG1084839-3					WG1084839-4			QC Sample: L1803048-02			Client ID: RI-TP-1
Aluminum, Total	5630	181	6340	**392**	Q	6260	**360**	Q	75-125	1		20
Antimony, Total	ND	45.3	30.5	**67**	Q	31.7	**72**	Q	75-125	4		20
Arsenic, Total	2.43	10.9	12.3	91		11.5	86		75-125	7		20
Barium, Total	59.4	181	213	85		208	85		75-125	2		20
Beryllium, Total	0.231J	4.53	3.91	86		3.82	87		75-125	2		20
Cadmium, Total	0.526J	4.62	4.32	94		3.99	89		75-125	8		20
Calcium, Total	63900	906	66200	**254**	Q	64800	103		75-125	2		20
Chromium, Total	9.74	18.1	24.6	82		23.3	77		75-125	5		20
Cobalt, Total	4.57	45.3	38.2	**74**	Q	36.0	**72**	Q	75-125	6		20
Copper, Total	10.8	22.6	30.2	86		29.4	85		75-125	3		20
Iron, Total	12400	90.6	12700	**331**	Q	12700	**343**	Q	75-125	0		20
Lead, Total	10.7	46.2	46.4	77		43.2	**73**	Q	75-125	7		20
Magnesium, Total	22700	906	23300	**66**	Q	23200	**57**	Q	75-125	0		20
Manganese, Total	357.	45.3	391	75		414	**130**	Q	75-125	6		20
Nickel, Total	8.81	45.3	42.7	75		40.2	**72**	Q	75-125	6		20
Potassium, Total	949.	906	1920	107		1940	113		75-125	1		20
Selenium, Total	ND	10.9	9.61	88		8.81	84		75-125	9		20
Silver, Total	ND	27.2	25.3	93		24.0	91		75-125	5		20
Sodium, Total	124.J	906	990	109		970	111		75-125	2		20
Thallium, Total	ND	10.9	6.49	**60**	Q	6.08	**58**	Q	75-125	7		20
Vanadium, Total	16.2	45.3	54.0	83		52.1	82		75-125	4		20

Matrix Spike Analysis
Batch Quality Control

Project Name: 1111 ELMWOOD AVE.
Project Number: 0369-018-001-003

Lab Number: L1803048
Report Date: 02/02/18

Parameter	Native Sample	MS Added	MS Found	MS %Recovery		MSD Found	MSD %Recovery		Recovery Limits	RPD	RPD Limits
Total Metals - Mansfield Lab Associated sample(s): 01-19 (9.5-11.5)	QC Batch ID: WG1084839-3					WG1084839-4	QC Sample: L1803048-02			Client ID: RI-TP-1	
Zinc, Total	61.3	45.3	97.4	80		90.6	**67**	Q	75-125	7	20
Total Metals - Mansfield Lab Associated sample(s): 01-19 (9.5-11.5)	QC Batch ID: WG1084891-3					WG1084891-4	QC Sample: L1803048-02			Client ID: RI-TP-1	
Mercury, Total	ND	0.148	0.19	**128**	Q	0.18	**123**	Q	80-120	5	20

INORGANICS
&
MISCELLANEOUS

Project Name: 1111 ELMWOOD AVE.
Project Number: 0369-018-001-003
Lab Number: L1803048
Report Date: 02/02/18

SAMPLE RESULTS

Lab ID: L1803048-01
Client ID: RI-TP-1 (3.5-5.5)
Sample Location: BUFFALO, NY
Sample Depth:
Matrix: Soil

Date Collected: 01/26/18 08:52
Date Received: 01/26/18
Field Prep: Not Specified

Parameter	Result	Qualifier	Units	RL	MDL	Dilution Factor	Date Prepared	Date Analyzed	Analytical Method	Analyst
General Chemistry - Westborough Lab										
Solids, Total	74.5		%	0.100	NA	1	-	01/30/18 12:37	121,2540G	RI

Project Name: 1111 ELMWOOD AVE.
Project Number: 0369-018-001-003
Lab Number: L1803048
Report Date: 02/02/18

SAMPLE RESULTS

Lab ID: L1803048-02
Client ID: RI-TP-1 (9.5-11.5)
Sample Location: BUFFALO, NY
Sample Depth:
Matrix: Soil

Date Collected: 01/26/18 09:00
Date Received: 01/26/18
Field Prep: Not Specified

Parameter	Result	Qualifier	Units	RL	MDL	Dilution Factor	Date Prepared	Date Analyzed	Analytical Method	Analyst
General Chemistry - Westborough Lab										
Solids, Total	85.8		%	0.100	NA	1	-	01/30/18 12:37	121,2540G	RI

Project Name: 1111 ELMWOOD AVE.
Project Number: 0369-018-001-003
Lab Number: L1803048
Report Date: 02/02/18

SAMPLE RESULTS

Lab ID: L1803048-03
Client ID: RI-TP-2 (5-7)
Sample Location: BUFFALO, NY
Sample Depth:
Matrix: Soil

Date Collected: 01/26/18 09:39
Date Received: 01/26/18
Field Prep: Not Specified

Parameter	Result	Qualifier	Units	RL	MDL	Dilution Factor	Date Prepared	Date Analyzed	Analytical Method	Analyst
General Chemistry - Westborough Lab										
Solids, Total	84.6		%	0.100	NA	1	-	01/30/18 12:37	121,2540G	RI

Project Name: 1111 ELMWOOD AVE.
Project Number: 0369-018-001-003
Lab Number: L1803048
Report Date: 02/02/18

SAMPLE RESULTS

Lab ID: L1803048-04
Client ID: RI-TP-2 (11.5-13.5)
Sample Location: BUFFALO, NY
Sample Depth:
Matrix: Soil

Date Collected: 01/26/18 09:44
Date Received: 01/26/18
Field Prep: Not Specified

Parameter	Result	Qualifier	Units	RL	MDL	Dilution Factor	Date Prepared	Date Analyzed	Analytical Method	Analyst
General Chemistry - Westborough Lab										
Solids, Total	87.3		%	0.100	NA	1	-	01/30/18 13:54	121,2540G	RI

Project Name: 1111 ELMWOOD AVE.
Project Number: 0369-018-001-003
Lab Number: L1803048
Report Date: 02/02/18

SAMPLE RESULTS

Lab ID: L1803048-05
Client ID: RI-TP-3 (3.5-5.5)
Sample Location: BUFFALO, NY
Sample Depth:
Matrix: Soil

Date Collected: 01/26/18 10:12
Date Received: 01/26/18
Field Prep: Not Specified

Parameter	Result	Qualifier	Units	RL	MDL	Dilution Factor	Date Prepared	Date Analyzed	Analytical Method	Analyst
General Chemistry - Westborough Lab										
Solids, Total	74.6		%	0.100	NA	1	-	01/30/18 13:54	121,2540G	RI

Project Name: 1111 ELMWOOD AVE.
Project Number: 0369-018-001-003
Lab Number: L1803048
Report Date: 02/02/18

SAMPLE RESULTS

Lab ID: L1803048-06
Client ID: BLIND DUP #1
Sample Location: BUFFALO, NY
Sample Depth:
Matrix: Soil

Date Collected: 01/26/18 12:00
Date Received: 01/26/18
Field Prep: Not Specified

Parameter	Result	Qualifier	Units	RL	MDL	Dilution Factor	Date Prepared	Date Analyzed	Analytical Method	Analyst
General Chemistry - Westborough Lab										
Solids, Total	76.0		%	0.100	NA	1	-	01/30/18 13:54	121,2540G	RI

Project Name: 1111 ELMWOOD AVE.
Project Number: 0369-018-001-003
Lab Number: L1803048
Report Date: 02/02/18

SAMPLE RESULTS

Lab ID: L1803048-07
Client ID: RI-TP-3 (7-9)
Sample Location: BUFFALO, NY
Sample Depth:
Matrix: Soil

Date Collected: 01/26/18 10:27
Date Received: 01/26/18
Field Prep: Not Specified

Parameter	Result	Qualifier	Units	RL	MDL	Dilution Factor	Date Prepared	Date Analyzed	Analytical Method	Analyst
General Chemistry - Westborough Lab										
Solids, Total	85.7		%	0.100	NA	1	-	01/30/18 12:37	121,2540G	RI

Project Name: 1111 ELMWOOD AVE.
Project Number: 0369-018-001-003
Lab Number: L1803048
Report Date: 02/02/18

SAMPLE RESULTS

Lab ID: L1803048-08
Client ID: RI-TP-4 (4.5-6.5)
Sample Location: BUFFALO, NY
Sample Depth:
Matrix: Soil

Date Collected: 01/26/18 10:52
Date Received: 01/26/18
Field Prep: Not Specified

Parameter	Result	Qualifier	Units	RL	MDL	Dilution Factor	Date Prepared	Date Analyzed	Analytical Method	Analyst
General Chemistry - Westborough Lab										
Solids, Total	83.2		%	0.100	NA	1	-	01/30/18 12:37	121,2540G	RI

Project Name: 1111 ELMWOOD AVE.
Project Number: 0369-018-001-003
Lab Number: L1803048
Report Date: 02/02/18

SAMPLE RESULTS

Lab ID: L1803048-09
Client ID: RI-TP-4 (9-11)
Sample Location: BUFFALO, NY
Sample Depth:
Matrix: Soil

Date Collected: 01/26/18 10:58
Date Received: 01/26/18
Field Prep: Not Specified

Parameter	Result	Qualifier	Units	RL	MDL	Dilution Factor	Date Prepared	Date Analyzed	Analytical Method	Analyst
General Chemistry - Westborough Lab										
Solids, Total	88.2		%	0.100	NA	1	-	01/30/18 12:37	121,2540G	RI

Project Name: 1111 ELMWOOD AVE.
Project Number: 0369-018-001-003
Lab Number: L1803048
Report Date: 02/02/18

SAMPLE RESULTS

Lab ID: L1803048-10
Client ID: RI-TP-6 (5.5-7.5)
Sample Location: BUFFALO, NY
Sample Depth:
Matrix: Soil

Date Collected: 01/26/18 11:32
Date Received: 01/26/18
Field Prep: Not Specified

Parameter	Result	Qualifier	Units	RL	MDL	Dilution Factor	Date Prepared	Date Analyzed	Analytical Method	Analyst
General Chemistry - Westborough Lab										
Solids, Total	74.0		%	0.100	NA	1	-	01/30/18 12:37	121,2540G	RI

Project Name: 1111 ELMWOOD AVE.
Project Number: 0369-018-001-003
Lab Number: L1803048
Report Date: 02/02/18

SAMPLE RESULTS

Lab ID: L1803048-11
Client ID: RI-TP-6 (9-11)
Sample Location: BUFFALO, NY
Sample Depth:
Matrix: Soil

Date Collected: 01/26/18 11:38
Date Received: 01/26/18
Field Prep: Not Specified

Parameter	Result	Qualifier	Units	RL	MDL	Dilution Factor	Date Prepared	Date Analyzed	Analytical Method	Analyst
General Chemistry - Westborough Lab										
Solids, Total	85.5		%	0.100	NA	1	-	01/30/18 12:37	121,2540G	RI

Project Name: 1111 ELMWOOD AVE.
Project Number: 0369-018-001-003
Lab Number: L1803048
Report Date: 02/02/18

SAMPLE RESULTS

Lab ID: L1803048-12
Client ID: RI-TP-7 (4.5-6.5)
Sample Location: BUFFALO, NY
Sample Depth:
Matrix: Soil

Date Collected: 01/26/18 12:18
Date Received: 01/26/18
Field Prep: Not Specified

Parameter	Result	Qualifier	Units	RL	MDL	Dilution Factor	Date Prepared	Date Analyzed	Analytical Method	Analyst
General Chemistry - Westborough Lab										
Solids, Total	86.2		%	0.100	NA	1	-	01/30/18 12:37	121,2540G	RI

Project Name: 1111 ELMWOOD AVE.
Project Number: 0369-018-001-003
Lab Number: L1803048
Report Date: 02/02/18

SAMPLE RESULTS

Lab ID: L1803048-13
Client ID: RI-TP-7 (8-10)
Sample Location: BUFFALO, NY
Sample Depth:
Matrix: Soil

Date Collected: 01/26/18 12:22
Date Received: 01/26/18
Field Prep: Not Specified

Parameter	Result	Qualifier	Units	RL	MDL	Dilution Factor	Date Prepared	Date Analyzed	Analytical Method	Analyst
General Chemistry - Westborough Lab										
Solids, Total	85.6		%	0.100	NA	1	-	01/30/18 13:54	121,2540G	RI

Project Name: 1111 ELMWOOD AVE.
Project Number: 0369-018-001-003
Lab Number: L1803048
Report Date: 02/02/18

SAMPLE RESULTS

Lab ID: L1803048-14
Client ID: RI-TP-9 (6.5-8.5)
Sample Location: BUFFALO, NY
Sample Depth:
Matrix: Soil

Date Collected: 01/26/18 14:23
Date Received: 01/26/18
Field Prep: Not Specified

Parameter	Result	Qualifier	Units	RL	MDL	Dilution Factor	Date Prepared	Date Analyzed	Analytical Method	Analyst
General Chemistry - Westborough Lab										
Solids, Total	66.4		%	0.100	NA	1	-	01/30/18 13:54	121,2540G	RI

Project Name: 1111 ELMWOOD AVE.
Project Number: 0369-018-001-003
Lab Number: L1803048
Report Date: 02/02/18

SAMPLE RESULTS

Lab ID: L1803048-15
Client ID: RI-TP-9 (10-12)
Sample Location: BUFFALO, NY
Sample Depth:
Matrix: Soil

Date Collected: 01/26/18 14:30
Date Received: 01/26/18
Field Prep: Not Specified

Parameter	Result	Qualifier	Units	RL	MDL	Dilution Factor	Date Prepared	Date Analyzed	Analytical Method	Analyst
General Chemistry - Westborough Lab										
Solids, Total	85.8		%	0.100	NA	1	-	01/30/18 12:37	121,2540G	RI

Project Name: 1111 ELMWOOD AVE.
Project Number: 0369-018-001-003
Lab Number: L1803048
Report Date: 02/02/18

SAMPLE RESULTS

Lab ID: L1803048-16
Client ID: RI-TP-11 (6-8)
Sample Location: BUFFALO, NY
Sample Depth:
Matrix: Soil

Date Collected: 01/26/18 13:27
Date Received: 01/26/18
Field Prep: Not Specified

Parameter	Result	Qualifier	Units	RL	MDL	Dilution Factor	Date Prepared	Date Analyzed	Analytical Method	Analyst
General Chemistry - Westborough Lab										
Solids, Total	86.1		%	0.100	NA	1	-	01/30/18 12:37	121,2540G	RI

Project Name: 1111 ELMWOOD AVE.
Project Number: 0369-018-001-003
Lab Number: L1803048
Report Date: 02/02/18

SAMPLE RESULTS

Lab ID: L1803048-17
Client ID: RI-TP-11 (12-14.5)
Sample Location: BUFFALO, NY
Sample Depth:
Matrix: Soil

Date Collected: 01/26/18 13:33
Date Received: 01/26/18
Field Prep: Not Specified

Parameter	Result	Qualifier	Units	RL	MDL	Dilution Factor	Date Prepared	Date Analyzed	Analytical Method	Analyst
General Chemistry - Westborough Lab										
Solids, Total	86.0		%	0.100	NA	1	-	01/30/18 13:54	121,2540G	RI

Project Name: 1111 ELMWOOD AVE.
Project Number: 0369-018-001-003
Lab Number: L1803048
Report Date: 02/02/18

SAMPLE RESULTS

Lab ID: L1803048-18
Client ID: RI-TP-12 (5-7.0)
Sample Location: BUFFALO, NY
Sample Depth:
Matrix: Soil

Date Collected: 01/26/18 12:57
Date Received: 01/26/18
Field Prep: Not Specified

Parameter	Result	Qualifier	Units	RL	MDL	Dilution Factor	Date Prepared	Date Analyzed	Analytical Method	Analyst
General Chemistry - Westborough Lab										
Solids, Total	82.8		%	0.100	NA	1	-	01/30/18 12:37	121,2540G	RI

Project Name: 1111 ELMWOOD AVE.
Project Number: 0369-018-001-003
Lab Number: L1803048
Report Date: 02/02/18

SAMPLE RESULTS

Lab ID: L1803048-19
Client ID: RI-TP-12 (7.0-9.0)
Sample Location: BUFFALO, NY
Sample Depth:
Matrix: Soil

Date Collected: 01/26/18 13:03
Date Received: 01/26/18
Field Prep: Not Specified

Parameter	Result	Qualifier	Units	RL	MDL	Dilution Factor	Date Prepared	Date Analyzed	Analytical Method	Analyst
General Chemistry - Westborough Lab										
Solids, Total	84.1		%	0.100	NA	1	-	01/30/18 12:37	121,2540G	RI

Lab Duplicate Analysis
Batch Quality Control

Project Name: 1111 ELMWOOD AVE.
Project Number: 0369-018-001-003

Lab Number: L1803048
Report Date: 02/02/18

Parameter	Native Sample	Duplicate Sample	Units	RPD	Qual	RPD Limits
General Chemistry - Westborough Lab Associated sample(s): 01-03,07-12,15-16,18-19 QC Batch ID: WG1085021-1 QC Sample: L1803048-02 Client ID: RI-TP-1 (9.5-11.5)						
Solids, Total	85.8	85.4	%	0		20
General Chemistry - Westborough Lab Associated sample(s): 04-06,13-14,17 QC Batch ID: WG1085054-1 QC Sample: L1802982-01 Client ID: DUP Sample						
Solids, Total	90.0	90.9	%	1		20

Project Name: 1111 ELMWOOD AVE.
Project Number: 0369-018-001-003

Lab Number: L1803048
Report Date: 02/02/18

Sample Receipt and Container Information

Were project specific reporting limits specified? YES

Cooler Information

Cooler	Custody Seal
A	Absent
A1	Absent

Container Information

Container ID	Container Type	Cooler	Initial pH	Final pH	Temp deg C	Pres	Seal	Frozen Date/Time	Analysis(*)
L1803048-01A	Metals Only-Glass 60mL/2oz unpreserved	A	NA		2.5	Y	Absent		BE-TI(180),AS-TI(180),BA-TI(180),AG-TI(180),AL-TI(180),CR-TI(180),NI-TI(180),TL-TI(180),CU-TI(180),PB-TI(180),SB-TI(180),SE-TI(180),ZN-TI(180),CO-TI(180),V-TI(180),FE-TI(180),HG-T(28),MG-TI(180),MN-TI(180),CA-TI(180),CD-TI(180),K-TI(180),NA-TI(180)
L1803048-01B	Glass 120ml/4oz unpreserved	A	NA		2.5	Y	Absent		NYTCL-8270(14),TS(7)
L1803048-02A	5 gram Encore Sampler	A	NA		2.5	Y	Absent		NYTCL-8260HLW-R2(14)
L1803048-02A1	5 gram Encore Sampler	A	NA		2.5	Y	Absent		NYTCL-8260HLW-R2(14)
L1803048-02A2	5 gram Encore Sampler	A	NA		2.5	Y	Absent		NYTCL-8260HLW-R2(14)
L1803048-02B	5 gram Encore Sampler	A	NA		2.5	Y	Absent		NYTCL-8260HLW-R2(14)
L1803048-02B1	5 gram Encore Sampler	A	NA		2.5	Y	Absent		NYTCL-8260HLW-R2(14)
L1803048-02B2	5 gram Encore Sampler	A	NA		2.5	Y	Absent		NYTCL-8260HLW-R2(14)
L1803048-02C	5 gram Encore Sampler	A	NA		2.5	Y	Absent		NYTCL-8260HLW-R2(14)
L1803048-02C1	5 gram Encore Sampler	A	NA		2.5	Y	Absent		NYTCL-8260HLW-R2(14)
L1803048-02C2	5 gram Encore Sampler	A	NA		2.5	Y	Absent		NYTCL-8260HLW-R2(14)
L1803048-02D	Glass 500ml/16oz unpreserved	A	NA		2.5	Y	Absent		NYTCL-8270(14),HERB-APA(14),TS(7),NYTCL-8081(14),NYTCL-8082(14)
L1803048-02D1	Glass 500ml/16oz unpreserved	A	NA		2.5	Y	Absent		NYTCL-8270(14),HERB-APA(14),TS(7),NYTCL-8081(14),NYTCL-8082(14)
L1803048-02D2	Glass 500ml/16oz unpreserved	A	NA		2.5	Y	Absent		NYTCL-8270(14),HERB-APA(14),TS(7),NYTCL-8081(14),NYTCL-8082(14)
L1803048-02E	Metals Only-Glass 60mL/2oz unpreserved	A	NA		2.5	Y	Absent		BE-TI(180),AS-TI(180),BA-TI(180),AG-TI(180),AL-TI(180),CR-TI(180),NI-TI(180),TL-TI(180),CU-TI(180),PB-TI(180),SB-TI(180),SE-TI(180),ZN-TI(180),CO-TI(180),V-TI(180),FE-TI(180),HG-T(28),MG-TI(180),MN-TI(180),CA-TI(180),CD-TI(180),K-TI(180),NA-TI(180)

*Values in parentheses indicate holding time in days

Project Name: 1111 ELMWOOD AVE.
Project Number: 0369-018-001-003

Lab Number: L1803048
Report Date: 02/02/18

Container Information

Container ID	Container Type	Cooler	Initial pH	Final pH	Temp deg C	Pres	Seal	Frozen Date/Time	Analysis(*)
L1803048-02E1	Metals Only-Glass 60mL/2oz unpreserved	A	NA		2.5	Y	Absent		BE-TI(180),AS-TI(180),BA-TI(180),AG-TI(180),AL-TI(180),CR-TI(180),NI-TI(180),TL-TI(180),CU-TI(180),PB-TI(180),SB-TI(180),SE-TI(180),ZN-TI(180),CO-TI(180),V-TI(180),FE-TI(180),HG-T(28),MG-TI(180),MN-TI(180),CA-TI(180),CD-TI(180),K-TI(180),NA-TI(180)
L1803048-02E2	Metals Only-Glass 60mL/2oz unpreserved	A	NA		2.5	Y	Absent		BE-TI(180),AS-TI(180),BA-TI(180),AG-TI(180),AL-TI(180),CR-TI(180),NI-TI(180),TL-TI(180),CU-TI(180),PB-TI(180),SB-TI(180),SE-TI(180),ZN-TI(180),CO-TI(180),V-TI(180),FE-TI(180),HG-T(28),MG-TI(180),MN-TI(180),CA-TI(180),CD-TI(180),K-TI(180),NA-TI(180)
L1803048-02X	Vial MeOH preserved split	A	NA		2.5	Y	Absent		NYTCL-8260HLW-R2(14)
L1803048-02X1	Vial MeOH preserved split	A	NA		2.5	Y	Absent		NYTCL-8260HLW-R2(14)
L1803048-02X2	Vial MeOH preserved split	A	NA		2.5	Y	Absent		NYTCL-8260HLW-R2(14)
L1803048-02Y	Vial Water preserved split	A	NA		2.5	Y	Absent	27-JAN-18 10:42	NYTCL-8260HLW-R2(14)
L1803048-02Y1	Vial Water preserved split	A	NA		2.5	Y	Absent	27-JAN-18 10:42	NYTCL-8260HLW-R2(14)
L1803048-02Y2	Vial Water preserved split	A	NA		2.5	Y	Absent	27-JAN-18 10:42	NYTCL-8260HLW-R2(14)
L1803048-02Z	Vial Water preserved split	A	NA		2.5	Y	Absent	27-JAN-18 10:42	NYTCL-8260HLW-R2(14)
L1803048-02Z1	Vial Water preserved split	A	NA		2.5	Y	Absent	27-JAN-18 10:42	NYTCL-8260HLW-R2(14)
L1803048-02Z2	Vial Water preserved split	A	NA		2.5	Y	Absent	27-JAN-18 10:42	NYTCL-8260HLW-R2(14)
L1803048-03A	Metals Only-Glass 60mL/2oz unpreserved	A	NA		2.5	Y	Absent		BE-TI(180),AS-TI(180),BA-TI(180),AG-TI(180),AL-TI(180),CR-TI(180),NI-TI(180),TL-TI(180),CU-TI(180),PB-TI(180),SB-TI(180),SE-TI(180),ZN-TI(180),CO-TI(180),V-TI(180),FE-TI(180),HG-T(28),MG-TI(180),MN-TI(180),CA-TI(180),CD-TI(180),K-TI(180),NA-TI(180)
L1803048-03B	Glass 120ml/4oz unpreserved	A	NA		2.5	Y	Absent		NYTCL-8270(14),TS(7)
L1803048-04A	Metals Only-Glass 60mL/2oz unpreserved	A	NA		2.5	Y	Absent		BE-TI(180),AS-TI(180),BA-TI(180),AG-TI(180),AL-TI(180),CR-TI(180),NI-TI(180),TL-TI(180),CU-TI(180),PB-TI(180),SB-TI(180),SE-TI(180),ZN-TI(180),CO-TI(180),V-TI(180),FE-TI(180),HG-T(28),MG-TI(180),MN-TI(180),CA-TI(180),CD-TI(180),K-TI(180),NA-TI(180)
L1803048-04B	Glass 120ml/4oz unpreserved	A	NA		2.5	Y	Absent		NYTCL-8270(14),TS(7)
L1803048-05A	5 gram Encore Sampler	A	NA		2.5	Y	Absent		NYTCL-8260HLW-R2(14)
L1803048-05B	5 gram Encore Sampler	A	NA		2.5	Y	Absent		NYTCL-8260HLW-R2(14)
L1803048-05C	5 gram Encore Sampler	A	NA		2.5	Y	Absent		NYTCL-8260HLW-R2(14)

*Values in parentheses indicate holding time in days

Container Information

Container ID	Container Type	Cooler	Initial pH	Final pH	Temp deg C	Pres	Seal	Frozen Date/Time	Analysis(*)
L1803048-05D	Glass 500ml/16oz unpreserved	A	NA		2.5	Y	Absent		NYTCL-8270(14),HERB-APA(14),TS(7),NYTCL-8081(14),NYTCL-8082(14)
L1803048-05E	Metals Only-Glass 60mL/2oz unpreserved	A	NA		2.5	Y	Absent		BE-TI(180),AS-TI(180),BA-TI(180),AG-TI(180),AL-TI(180),CR-TI(180),NI-TI(180),TL-TI(180),CU-TI(180),PB-TI(180),SB-TI(180),SE-TI(180),ZN-TI(180),CO-TI(180),V-TI(180),FE-TI(180),HG-T(28),MG-TI(180),MN-TI(180),CA-TI(180),CD-TI(180),K-TI(180),NA-TI(180)
L1803048-05X	Vial MeOH preserved split	A	NA		2.5	Y	Absent		NYTCL-8260HLW-R2(14)
L1803048-05Y	Vial Water preserved split	A	NA		2.5	Y	Absent	27-JAN-18 10:42	NYTCL-8260HLW-R2(14)
L1803048-05Z	Vial Water preserved split	A	NA		2.5	Y	Absent	27-JAN-18 10:42	NYTCL-8260HLW-R2(14)
L1803048-06A	5 gram Encore Sampler	A	NA		2.5	Y	Absent		NYTCL-8260HLW-R2(14)
L1803048-06B	5 gram Encore Sampler	A	NA		2.5	Y	Absent		NYTCL-8260HLW-R2(14)
L1803048-06C	5 gram Encore Sampler	A	NA		2.5	Y	Absent		NYTCL-8260HLW-R2(14)
L1803048-06D	Glass 500ml/16oz unpreserved	A	NA		2.5	Y	Absent		NYTCL-8270(14),HERB-APA(14),TS(7),NYTCL-8081(14),NYTCL-8082(14)
L1803048-06E	Metals Only-Glass 60mL/2oz unpreserved	A	NA		2.5	Y	Absent		BE-TI(180),AS-TI(180),BA-TI(180),AG-TI(180),AL-TI(180),CR-TI(180),NI-TI(180),TL-TI(180),CU-TI(180),PB-TI(180),SB-TI(180),SE-TI(180),ZN-TI(180),CO-TI(180),V-TI(180),FE-TI(180),HG-T(28),MG-TI(180),MN-TI(180),CA-TI(180),CD-TI(180),K-TI(180),NA-TI(180)
L1803048-06X	Vial MeOH preserved split	A	NA		2.5	Y	Absent		NYTCL-8260HLW-R2(14)
L1803048-06Y	Vial Water preserved split	A	NA		2.5	Y	Absent	27-JAN-18 10:42	NYTCL-8260HLW-R2(14)
L1803048-06Z	Vial Water preserved split	A	NA		2.5	Y	Absent	27-JAN-18 10:42	NYTCL-8260HLW-R2(14)
L1803048-07A	Metals Only-Glass 60mL/2oz unpreserved	A	NA		2.5	Y	Absent		BE-TI(180),AS-TI(180),BA-TI(180),AG-TI(180),AL-TI(180),CR-TI(180),NI-TI(180),TL-TI(180),CU-TI(180),PB-TI(180),SB-TI(180),SE-TI(180),ZN-TI(180),CO-TI(180),V-TI(180),FE-TI(180),HG-T(28),MG-TI(180),MN-TI(180),CA-TI(180),CD-TI(180),K-TI(180),NA-TI(180)
L1803048-07B	Glass 120ml/4oz unpreserved	A	NA		2.5	Y	Absent		NYTCL-8270(14),TS(7)
L1803048-08A	Metals Only-Glass 60mL/2oz unpreserved	A	NA		2.5	Y	Absent		BE-TI(180),AS-TI(180),BA-TI(180),AG-TI(180),AL-TI(180),CR-TI(180),NI-TI(180),TL-TI(180),CU-TI(180),PB-TI(180),SB-TI(180),SE-TI(180),ZN-TI(180),CO-TI(180),V-TI(180),FE-TI(180),HG-T(28),MG-TI(180),MN-TI(180),CA-TI(180),CD-TI(180),K-TI(180),NA-TI(180)
L1803048-08B	Glass 120ml/4oz unpreserved	A	NA		2.5	Y	Absent		NYTCL-8270(14),TS(7)

*Values in parentheses indicate holding time in days

Container Information

Container ID	Container Type	Cooler	Initial pH	Final pH	Temp deg C	Pres	Seal	Frozen Date/Time	Analysis(*)
L1803048-09A	Metals Only-Glass 60mL/2oz unpreserved	A	NA		2.5	Y	Absent		BE-TI(180),AS-TI(180),BA-TI(180),AG-TI(180),AL-TI(180),CR-TI(180),NI-TI(180),TL-TI(180),CU-TI(180),PB-TI(180),SB-TI(180),SE-TI(180),ZN-TI(180),CO-TI(180),V-TI(180),FE-TI(180),HG-T(28),MG-TI(180),MN-TI(180),CA-TI(180),CD-TI(180),K-TI(180),NA-TI(180)
L1803048-09B	Glass 120ml/4oz unpreserved	A	NA		2.5	Y	Absent		NYTCL-8270(14),TS(7)
L1803048-10A	Metals Only-Glass 60mL/2oz unpreserved	A	NA		2.5	Y	Absent		BE-TI(180),AS-TI(180),BA-TI(180),AG-TI(180),AL-TI(180),CR-TI(180),NI-TI(180),TL-TI(180),CU-TI(180),PB-TI(180),SB-TI(180),SE-TI(180),ZN-TI(180),CO-TI(180),V-TI(180),FE-TI(180),HG-T(28),MG-TI(180),MN-TI(180),CA-TI(180),CD-TI(180),K-TI(180),NA-TI(180)
L1803048-10B	Glass 120ml/4oz unpreserved	A	NA		2.5	Y	Absent		NYTCL-8270(14),TS(7)
L1803048-11A	Metals Only-Glass 60mL/2oz unpreserved	A	NA		2.5	Y	Absent		BE-TI(180),AS-TI(180),BA-TI(180),AG-TI(180),AL-TI(180),CR-TI(180),NI-TI(180),TL-TI(180),CU-TI(180),PB-TI(180),SB-TI(180),SE-TI(180),ZN-TI(180),CO-TI(180),V-TI(180),FE-TI(180),HG-T(28),MG-TI(180),MN-TI(180),CA-TI(180),CD-TI(180),K-TI(180),NA-TI(180)
L1803048-11B	Glass 120ml/4oz unpreserved	A	NA		2.5	Y	Absent		NYTCL-8270(14),TS(7)
L1803048-12A	Metals Only-Glass 60mL/2oz unpreserved	A	NA		2.5	Y	Absent		BE-TI(180),AS-TI(180),BA-TI(180),AG-TI(180),AL-TI(180),CR-TI(180),NI-TI(180),TL-TI(180),CU-TI(180),PB-TI(180),SB-TI(180),SE-TI(180),ZN-TI(180),CO-TI(180),V-TI(180),FE-TI(180),HG-T(28),MG-TI(180),MN-TI(180),CA-TI(180),CD-TI(180),K-TI(180),NA-TI(180)
L1803048-12B	Glass 120ml/4oz unpreserved	A	NA		2.5	Y	Absent		NYTCL-8270(14),TS(7)
L1803048-13A	5 gram Encore Sampler	A	NA		2.5	Y	Absent		NYTCL-8260HLW-R2(14)
L1803048-13B	5 gram Encore Sampler	A	NA		2.5	Y	Absent		NYTCL-8260HLW-R2(14)
L1803048-13C	5 gram Encore Sampler	A	NA		2.5	Y	Absent		NYTCL-8260HLW-R2(14)
L1803048-13D	Glass 500ml/16oz unpreserved	A	NA		2.5	Y	Absent		NYTCL-8270(14),HERB-APA(14),TS(7),NYTCL-8081(14),NYTCL-8082(14)
L1803048-13E	Metals Only-Glass 60mL/2oz unpreserved	A	NA		2.5	Y	Absent		BE-TI(180),AS-TI(180),BA-TI(180),AG-TI(180),AL-TI(180),CR-TI(180),NI-TI(180),TL-TI(180),CU-TI(180),PB-TI(180),SB-TI(180),SE-TI(180),ZN-TI(180),CO-TI(180),V-TI(180),FE-TI(180),HG-T(28),MG-TI(180),MN-TI(180),CA-TI(180),CD-TI(180),K-TI(180),NA-TI(180)
L1803048-13X	Vial MeOH preserved split	A	NA		2.5	Y	Absent		NYTCL-8260HLW-R2(14)
L1803048-13Y	Vial Water preserved split	A	NA		2.5	Y	Absent	27-JAN-18 10:42	NYTCL-8260HLW-R2(14)
L1803048-13Z	Vial Water preserved split	A	NA		2.5	Y	Absent	27-JAN-18 10:42	NYTCL-8260HLW-R2(14)

*Values in parentheses indicate holding time in days

Container Information

Container ID	Container Type	Cooler	Initial pH	Final pH	Temp deg C	Pres	Seal	Frozen Date/Time	Analysis(*)
L1803048-14A	5 gram Encore Sampler	A	NA		2.5	Y	Absent		NYTCL-8260HLW-R2(14)
L1803048-14B	5 gram Encore Sampler	A	NA		2.5	Y	Absent		NYTCL-8260HLW-R2(14)
L1803048-14C	5 gram Encore Sampler	A	NA		2.5	Y	Absent		NYTCL-8260HLW-R2(14)
L1803048-14D	Glass 500ml/16oz unpreserved	A	NA		2.5	Y	Absent		NYTCL-8270(14),HERB-APA(14),TS(7),NYTCL-8081(14),NYTCL-8082(14)
L1803048-14E	Glass 60ml unpreserved split	A	NA		2.5	Y	Absent		BE-TI(180),AS-TI(180),BA-TI(180),AG-TI(180),AL-TI(180),CR-TI(180),NI-TI(180),TL-TI(180),CU-TI(180),PB-TI(180),SB-TI(180),SE-TI(180),ZN-TI(180),CO-TI(180),V-TI(180),FE-TI(180),HG-T(28),MG-TI(180),MN-TI(180),CA-TI(180),CD-TI(180),K-TI(180),NA-TI(180)
L1803048-14X	Vial MeOH preserved split	A	NA		2.5	Y	Absent		NYTCL-8260HLW-R2(14)
L1803048-14Y	Vial Water preserved split	A	NA		2.5	Y	Absent	27-JAN-18 10:42	NYTCL-8260HLW-R2(14)
L1803048-14Z	Vial Water preserved split	A	NA		2.5	Y	Absent	27-JAN-18 10:42	NYTCL-8260HLW-R2(14)
L1803048-15A	Metals Only-Glass 60mL/2oz unpreserved	A	NA		2.5	Y	Absent		BE-TI(180),AS-TI(180),BA-TI(180),AG-TI(180),AL-TI(180),CR-TI(180),NI-TI(180),TL-TI(180),CU-TI(180),PB-TI(180),SB-TI(180),SE-TI(180),ZN-TI(180),CO-TI(180),V-TI(180),FE-TI(180),HG-T(28),MG-TI(180),MN-TI(180),CA-TI(180),CD-TI(180),K-TI(180),NA-TI(180)
L1803048-15B	Glass 120ml/4oz unpreserved	A	NA		2.5	Y	Absent		NYTCL-8270(14),TS(7)
L1803048-16A	Metals Only-Glass 60mL/2oz unpreserved	A	NA		2.5	Y	Absent		BE-TI(180),AS-TI(180),BA-TI(180),AG-TI(180),AL-TI(180),CR-TI(180),NI-TI(180),TL-TI(180),CU-TI(180),PB-TI(180),SB-TI(180),SE-TI(180),ZN-TI(180),CO-TI(180),V-TI(180),FE-TI(180),HG-T(28),MG-TI(180),MN-TI(180),CA-TI(180),CD-TI(180),K-TI(180),NA-TI(180)
L1803048-16B	Glass 120ml/4oz unpreserved	A	NA		2.5	Y	Absent		NYTCL-8270(14),TS(7)
L1803048-17A	5 gram Encore Sampler	A	NA		2.5	Y	Absent		NYTCL-8260HLW-R2(14)
L1803048-17B	5 gram Encore Sampler	A	NA		2.5	Y	Absent		NYTCL-8260HLW-R2(14)
L1803048-17C	5 gram Encore Sampler	A	NA		2.5	Y	Absent		NYTCL-8260HLW-R2(14)
L1803048-17D	Glass 500ml/16oz unpreserved	A	NA		2.5	Y	Absent		NYTCL-8270(14),HERB-APA(14),TS(7),NYTCL-8081(14),NYTCL-8082(14)
L1803048-17E	Metals Only-Glass 60mL/2oz unpreserved	A	NA		2.5	Y	Absent		BE-TI(180),AS-TI(180),BA-TI(180),AG-TI(180),AL-TI(180),CR-TI(180),NI-TI(180),TL-TI(180),CU-TI(180),PB-TI(180),SB-TI(180),SE-TI(180),ZN-TI(180),CO-TI(180),V-TI(180),FE-TI(180),HG-T(28),MG-TI(180),MN-TI(180),CA-TI(180),CD-TI(180),K-TI(180),NA-TI(180)
L1803048-17X	Vial MeOH preserved split	A	NA		2.5	Y	Absent		NYTCL-8260HLW-R2(14)

*Values in parentheses indicate holding time in days

Project Name: 1111 ELMWOOD AVE.
Project Number: 0369-018-001-003

Lab Number: L1803048
Report Date: 02/02/18

Container Information

Container ID	Container Type	Cooler	Initial pH	Final pH	Temp deg C	Pres	Seal	Frozen Date/Time	Analysis(*)
L1803048-17Y	Vial Water preserved split	A	NA		2.5	Y	Absent	27-JAN-18 10:42	NYTCL-8260HLW-R2(14)
L1803048-17Z	Vial Water preserved split	A	NA		2.5	Y	Absent	27-JAN-18 10:42	NYTCL-8260HLW-R2(14)
L1803048-18A	Metals Only-Glass 60mL/2oz unpreserved	A	NA		2.5	Y	Absent		BE-TI(180),AS-TI(180),BA-TI(180),AG-TI(180),AL-TI(180),CR-TI(180),NI-TI(180),TL-TI(180),CU-TI(180),PB-TI(180),SB-TI(180),SE-TI(180),ZN-TI(180),CO-TI(180),V-TI(180),FE-TI(180),HG-T(28),MG-TI(180),MN-TI(180),CA-TI(180),CD-TI(180),K-TI(180),NA-TI(180)
L1803048-18B	Glass 120ml/4oz unpreserved	A	NA		2.5	Y	Absent		NYTCL-8270(14),TS(7)
L1803048-19A	Metals Only-Glass 60mL/2oz unpreserved	A	NA		2.5	Y	Absent		BE-TI(180),AS-TI(180),BA-TI(180),AG-TI(180),AL-TI(180),CR-TI(180),NI-TI(180),TL-TI(180),CU-TI(180),PB-TI(180),SB-TI(180),SE-TI(180),ZN-TI(180),CO-TI(180),V-TI(180),FE-TI(180),HG-T(28),MG-TI(180),MN-TI(180),CA-TI(180),CD-TI(180),K-TI(180),NA-TI(180)
L1803048-19B	Glass 120ml/4oz unpreserved	A	NA		2.5	Y	Absent		NYTCL-8270(14),TS(7)
L1803048-20A	Glass 60mL/2oz unpreserved	A1	NA		3.7	Y	Absent		HOLD-METAL(180)

*Values in parentheses indicate holding time in days

Project Name:	1111 ELMWOOD AVE.	**Lab Number:**	L1803048
Project Number:	0369-018-001-003	**Report Date:**	02/02/18

GLOSSARY

Acronyms

EDL	- Estimated Detection Limit: This value represents the level to which target analyte concentrations are reported as estimated values, when those target analyte concentrations are quantified below the reporting limit (RL). The EDL includes any adjustments from dilutions, concentrations or moisture content, where applicable. The use of EDLs is specific to the analysis of PAHs using Solid-Phase Microextraction (SPME).
EPA	- Environmental Protection Agency.
LCS	- Laboratory Control Sample: A sample matrix, free from the analytes of interest, spiked with verified known amounts of analytes or a material containing known and verified amounts of analytes.
LCSD	- Laboratory Control Sample Duplicate: Refer to LCS.
LFB	- Laboratory Fortified Blank: A sample matrix, free from the analytes of interest, spiked with verified known amounts of analytes or a material containing known and verified amounts of analytes.
MDL	- Method Detection Limit: This value represents the level to which target analyte concentrations are reported as estimated values, when those target analyte concentrations are quantified below the reporting limit (RL). The MDL includes any adjustments from dilutions, concentrations or moisture content, where applicable.
MS	- Matrix Spike Sample: A sample prepared by adding a known mass of target analyte to a specified amount of matrix sample for which an independent estimate of target analyte concentration is available.
MSD	- Matrix Spike Sample Duplicate: Refer to MS.
NA	- Not Applicable.
NC	- Not Calculated: Term is utilized when one or more of the results utilized in the calculation are non-detect at the parameter's reporting unit.
NDPA/DPA	- N-Nitrosodiphenylamine/Diphenylamine.
NI	- Not Ignitable.
NP	- Non-Plastic: Term is utilized for the analysis of Atterberg Limits in soil.
RL	- Reporting Limit: The value at which an instrument can accurately measure an analyte at a specific concentration. The RL includes any adjustments from dilutions, concentrations or moisture content, where applicable.
RPD	- Relative Percent Difference: The results from matrix and/or matrix spike duplicates are primarily designed to assess the precision of analytical results in a given matrix and are expressed as relative percent difference (RPD). Values which are less than five times the reporting limit for any individual parameter are evaluated by utilizing the absolute difference between the values; although the RPD value will be provided in the report.
SRM	- Standard Reference Material: A reference sample of a known or certified value that is of the same or similar matrix as the associated field samples.
STLP	- Semi-dynamic Tank Leaching Procedure per EPA Method 1315.
TIC	- Tentatively Identified Compound: A compound that has been identified to be present and is not part of the target compound list (TCL) for the method and/or program. All TICs are qualitatively identified and reported as estimated concentrations.

Footnotes

1	- The reference for this analyte should be considered modified since this analyte is absent from the target analyte list of the original method.

Terms

Analytical Method: Both the document from which the method originates and the analytical reference method. (Example: EPA 8260B is shown as 1,8260B.) The codes for the reference method documents are provided in the References section of the Addendum.

Final pH: As it pertains to Sample Receipt & Container Information section of the report, Final pH reflects pH of container determined after adjustment at the laboratory, if applicable. If no adjustment required, value reflects Initial pH.

Frozen Date/Time: With respect to Volatile Organics in soil, Frozen Date/Time reflects the date/time at which associated Reagent Water-preserved vials were initially frozen. Note: If frozen date/time is beyond 48 hours from sample collection, value will be reflected in 'bold'.

Initial pH: As it pertains to Sample Receipt & Container Information section of the report, Initial pH reflects pH of container determined upon receipt, if applicable.

Total: With respect to Organic analyses, a 'Total' result is defined as the summation of results for individual isomers or Aroclors. If a 'Total' result is requested, the results of its individual components will also be reported. This is applicable to 'Total' results for methods 8260, 8081 and 8082.

Data Qualifiers

A	- Spectra identified as "Aldol Condensation Product".
B	- The analyte was detected above the reporting limit in the associated method blank. Flag only applies to associated field samples that have detectable concentrations of the analyte at less than ten times (10x) the concentration found in the blank. For MCP-related

Report Format: DU Report with 'J' Qualifiers

Project Name:	1111 ELMWOOD AVE.	**Lab Number:**	L1803048
Project Number:	0369-018-001-003	**Report Date:**	02/02/18

Data Qualifiers

projects, flag only applies to associated field samples that have detectable concentrations of the analyte at less than ten times (10x) the concentration found in the blank. For DOD-related projects, flag only applies to associated field samples that have detectable concentrations of the analyte at less than ten times (10x) the concentration found in the blank AND the analyte was detected above one-half the reporting limit (or above the reporting limit for common lab contaminants) in the associated method blank. For NJ-Air-related projects, flag only applies to associated field samples that have detectable concentrations of the analyte above the reporting limit. For NJ-related projects (excluding Air), flag only applies to associated field samples that have detectable concentrations of the analyte, which was detected above the reporting limit in the associated method blank or above five times the reporting limit for common lab contaminants (Phthalates, Acetone, Methylene Chloride, 2-Butanone).

C - Co-elution: The target analyte co-elutes with a known lab standard (i.e. surrogate, internal standards, etc.) for co-extracted analyses.

D - Concentration of analyte was quantified from diluted analysis. Flag only applies to field samples that have detectable concentrations of the analyte.

E - Concentration of analyte exceeds the range of the calibration curve and/or linear range of the instrument.

G - The concentration may be biased high due to matrix interferences (i.e, co-elution) with non-target compound(s). The result should be considered estimated.

H - The analysis of pH was performed beyond the regulatory-required holding time of 15 minutes from the time of sample collection.

I - The lower value for the two columns has been reported due to obvious interference.

M - Reporting Limit (RL) exceeds the MCP CAM Reporting Limit for this analyte.

NJ - Presumptive evidence of compound. This represents an estimated concentration for Tentatively Identified Compounds (TICs), where the identification is based on a mass spectral library search.

P - The RPD between the results for the two columns exceeds the method-specified criteria.

Q - The quality control sample exceeds the associated acceptance criteria. For DOD-related projects, LCS and/or Continuing Calibration Standard exceedences are also qualified on all associated sample results. Note: This flag is not applicable for matrix spike recoveries when the sample concentration is greater than 4x the spike added or for batch duplicate RPD when the sample concentrations are less than 5x the RL. (Metals only.)

R - Analytical results are from sample re-analysis.

RE - Analytical results are from sample re-extraction.

S - Analytical results are from modified screening analysis.

J - Estimated value. The Target analyte concentration is below the quantitation limit (RL), but above the Method Detection Limit (MDL) or Estimated Detection Limit (EDL) for SPME-related analyses. This represents an estimated concentration for Tentatively Identified Compounds (TICs).

ND - Not detected at the method detection limit (MDL) for the sample, or estimated detection limit (EDL) for SPME-related analyses.

Report Format: DU Report with 'J' Qualifiers

Project Name:	1111 ELMWOOD AVE.	**Lab Number:**	L1803048
Project Number:	0369-018-001-003	**Report Date:**	02/02/18

REFERENCES

1 Test Methods for Evaluating Solid Waste: Physical/Chemical Methods. EPA SW-846. Third Edition. Updates I - IV, 2007.

121 Standard Methods for the Examination of Water and Wastewater. APHA-AWWA-WEF. Standard Methods Online.

LIMITATION OF LIABILITIES

Alpha Analytical performs services with reasonable care and diligence normal to the analytical testing laboratory industry. In the event of an error, the sole and exclusive responsibility of Alpha Analytical shall be to re-perform the work at it's own expense. In no event shall Alpha Analytical be held liable for any incidental, consequential or special damages, including but not limited to, damages in any way connected with the use of, interpretation of, information or analysis provided by Alpha Analytical.

We strongly urge our clients to comply with EPA protocol regarding sample volume, preservation, cooling, containers, sampling procedures, holding time and splitting of samples in the field.

Certification Information

The following analytes are not included in our Primary NELAP Scope of Accreditation:

Westborough Facility
EPA 624: m/p-xylene, o-xylene
EPA 8260C: NPW: 1,2,4,5-Tetramethylbenzene; 4-Ethyltoluene, Azobenzene; SCM: Iodomethane (methyl iodide), Methyl methacrylate, 1,2,4,5-Tetramethylbenzene; 4-Ethyltoluene.
EPA 8270D: NPW: Dimethylnaphthalene,1,4-Diphenylhydrazine; SCM: Dimethylnaphthalene,1,4-Diphenylhydrazine.
EPA 300: DW: Bromide
EPA 6860: SCM: Perchlorate
EPA 9010: NPW and SCM: Amenable Cyanide Distillation
SM4500: NPW: Amenable Cyanide, Dissolved Oxygen; SCM: Total Phosphorus, TKN, NO2, NO3.

Mansfield Facility
SM 2540D: TSS
EPA 8082A: NPW: PCB: 1, 5, 31, 87,101, 110, 141, 151, 153, 180, 183, 187.
EPA TO-15: Halothane, 2,4,4-Trimethyl-2-pentene, 2,4,4-Trimethyl-1-pentene, Thiophene, 2-Methylthiophene, 3-Methylthiophene, 2-Ethylthiophene, 1,2,3-Trimethylbenzene, Indan, Indene, 1,2,4,5-Tetramethylbenzene, Benzothiophene, 1-Methylnaphthalene.
Biological Tissue Matrix: EPA 3050B

The following analytes are included in our Massachusetts DEP Scope of Accreditation

Westborough Facility:

Drinking Water
EPA 300.0: Chloride, Nitrate-N, Fluoride, Sulfate; **EPA 353.2**: Nitrate-N, Nitrite-N; **SM4500NO3-F**: Nitrate-N, Nitrite-N; **SM4500F-C, SM4500CN-CE, EPA 180.1, SM2130B, SM4500CI-D, SM2320B, SM2540C, SM4500H-B**
EPA 332: Perchlorate; **EPA 524.2:** THMs and VOCs; **EPA 504.1:** EDB, DBCP.
Microbiology: **SM9215B; SM9223-P/A, SM9223B-Colilert-QT,SM9222D**.

Non-Potable Water
SM4500H,B, EPA 120.1, SM2510B, SM2540C, SM2320B, SM4500CL-E, SM4500F-BC, SM4500NH3-BH: Ammonia-N and Kjeldahl-N, **EPA 350.1**: Ammonia-N, **LACHAT 10-107-06-1-B**: Ammonia-N, **EPA 351.1, SM4500NO3-F, EPA 353.2**: Nitrate-N**, EPA 351.1, SM4500P-E, SM4500P-B, E, SM4500SO4-E, SM5220D, EPA 410.4, SM5210B, SM5310C, SM4500CL-D, EPA 1664, EPA 420.1, SM4500-CN-CE, SM2540D.**
EPA 624: Volatile Halocarbons & Aromatics,
EPA 608: Chlordane, Toxaphene, Aldrin, alpha-BHC, beta-BHC, gamma-BHC, delta-BHC, Dieldrin, DDD, DDE, DDT, Endosulfan I, Endosulfan II, Endosulfan sulfate, Endrin, Endrin Aldehyde, Heptachlor, Heptachlor Epoxide, PCBs
EPA 625: SVOC (Acid/Base/Neutral Extractables), **EPA 600/4-81-045**: PCB-Oil.
Microbiology: **SM9223B-Colilert-QT; Enterolert-QT, SM9221E, SM9222D.**

Mansfield Facility:

Drinking Water
EPA 200.7: Al, Ba, Be, Cd, Cr, Cu, Mn, Ni, Na, Ag, Ca, Zn. **EPA 200.8:** Al, Sb, As, Ba, Be, Cd, Cr, Cu, Pb, Mn, Ni, Se, Ag, TL, Zn. **EPA 245.1** Hg.
EPA 522.

Non-Potable Water
EPA 200.7: Al, Sb, As, Be, Cd, Ca, Cr, Co, Cu, Fe, Pb, Mg, Mn, Mo, Ni, K, Se, Ag, Na, Sr, TL, Ti, V, Zn.
EPA 200.8: Al, Sb, As, Be, Cd, Cr, Cu, Pb, Mn, Ni, Se, Ag, TL, Zn.
EPA 245.1 Hg.
SM2340B

For a complete listing of analytes and methods, please contact your Alpha Project Manager.

ALPHA

NEW YORK CHAIN OF CUSTODY

Westborough, MA 01581
8 Walkup Dr.
TEL: 508-898-9220
FAX: 508-898-9193

Mansfield, MA 02048
320 Forbes Blvd
TEL: 508-822-9300
FAX: 508-822-3288

Service Centers
Mahwah, NJ 07430: 35 Whitney Rd, Suite 5
Albany, NY 12205: 14 Walker Way
Tonawanda, NY 14150: 275 Cooper Ave, Suite 105

Page of

Date Rec'd in Lab: 1/27/18

ALPHA Job #: L1803048

Client Information

Client: Benchmark Eng
Address: 2558 Hamburg Turnpike
Lackawanna NY 14218
Phone: (716) 818-8358
Fax: (716) 856-0583
Email: TBehrendt@Tandem11c.com

Project Information

Project Name: 1111 Elmwood Ave
Project Location: Buffalo NY
Project #: 0369-018-001-002
(Use Project name as Project #) ☒
Project Manager: Chris Bonn
ALPHAQuote #:

Turn-Around Time

Standard ☒ Due Date:
Rush (only if pre approved) ☐ # of Days:

Deliverables

☐ ASP-A ☐ ASP-B
☐ EQuIS (1 File) ☐ EQuIS (4 File)
☐ Other

Regulatory Requirement

☐ NY TOGS ☐ NY Part 375
☐ AWQ Standards ☐ NY CP-51
☐ NY Restricted Use ☐ Other
☐ NY Unrestricted Use
☐ NYC Sewer Discharge

Billing Information

☐ Same as Client Info
PO #

Disposal Site Information

Please identify below location of applicable disposal facilities.
Disposal Facility:
☐ NJ ☐ NY
☐ Other:

These samples have been previously analyzed by Alpha ☐

Other project specific requirements/comments:

CAT B

Please specify Metals or TAL.

ANALYSIS

Sample Filtration: ☐ Done ☐ Lab to do
Preservation: ☐ Lab to do
(Please Specify below)

ALPHA Lab ID (Lab Use Only)	Sample ID	Collection Date	Collection Time	Sample Matrix	Sampler's Initials	Full list VOC	TCL SVOCs	TAL METALS	PCBs	Pest/Herb				Sample Specific Comments	Total Bottles
03048.01	RI-TP-1 (3.5-5.5)	1/26/18	852	Soil	TAB		X	X							2
.02	RI-TP-1 (9.5-11.5) MS/MSD	↓	900	↓	↓	X	X	X	X	X					5
.03	RI-TP-2 (5-7)	↓	939	↓	↓		X	X							2
.04	RI-TP-2 (11.5-13.5)	↓	944	↓	↓		X	X							2
.05	RI-TP-3 (3.5-5.5)	↓	1012	↓	↓	X	X	X	X	X					5
.06	Blind Dup #1	↓	1200	↓	↓	X	X	X	X	X					5
.07	RI-TP-3 (7-9)	↓	1027	↓	↓		X	X							2
.08	RI-TP-4 (4.5-6.5)	↓	1052	↓	↓		X	X							2
.09	RI-TP-4 (9-11)	↓	1058	↓	↓		X	X							2
.10	RI-TP-6 (5.5-7.5)	↓	1132	↓	↓		X	X							2
					Container Type	E	A	A	A	A					
					Preservative	A	A	A	A	A					

Preservative Code:
A = None
B = HCl
C = HNO_3
D = H_2SO_4
E = NaOH
F = MeOH
G = $NaHSO_4$
H = $Na_2S_2O_3$
K/E = Zn Ac/NaOH
O = Other

Container Code
P = Plastic
A = Amber Glass
V = Vial
G = Glass
B = Bacteria Cup
C = Cube
O = Other
E = Encore
D = BOD Bottle

Westboro: Certification No: MA935
Mansfield: Certification No: MA015

Relinquished By:	Date/Time	Received By:	Date/Time
[signature]	1/26/18 16:45	Audrey Liley ADL	1/26/18 16:45
Audrey Liley ADL	1/26/18 17:00	[signature]	1/27/18 0140

Please print clearly, legibly and completely. Samples can not be logged in and turnaround time clock will not start until any ambiguities are resolved. BY EXECUTING THIS COC, THE CLIENT HAS READ AND AGREES TO BE BOUND BY ALPHA'S TERMS & CONDITIONS. (See reverse side.)

Form No: 01-25 HC (rev. 30-Sept-2013)

ALPHA ANALYTICAL

NEW YORK CHAIN OF CUSTODY

Westborough, MA 01581
8 Walkup Dr.
TEL: 508-898-9220
FAX: 508-898-9193

Mansfield, MA 02048
320 Forbes Blvd
TEL: 508-822-9300
FAX: 508-822-3288

Service Centers
Mahwah, NJ 07430: 35 Whitney Rd, Suite 5
Albany, NY 12205: 14 Walker Way
Tonawanda, NY 14150: 275 Cooper Ave, Suite 105

Page 1 of 2

Date Rec'd in Lab: 1/27/18

ALPHA Job #: L1803048

Project Information

Project Name: 1111 Elmwood Ave
Project Location: Buffalo NY
Project #: 0369-018-001-002
(Use Project name as Project #) ☒
Project Manager: Chris Bean
ALPHAQuote #:

Turn-Around Time

Standard ☒ Due Date:
Rush (only if pre approved) ☐ # of Days:

Client Information

Client: Benchmark Env
Address: 2558 Hamburg Turnpike
Suite 300 Lackawanna NY
Phone: (716) 818-8358
Fax: (716 856-0635
Email: TBehnke@Turkella.com

Deliverables

☐ ASP-A ☐ ASP-B
☐ EQuIS (1 File) ☐ EQuIS (4 File)
☐ Other

Regulatory Requirement

☐ NY TOGS ☐ NY Part 375
☐ AWQ Standards ☐ NY CP-51
☐ NY Restricted Use ☐ Other
☐ NY Unrestricted Use
☐ NYC Sewer Discharge

Billing Information

☐ Same as Client Info
PO #

Disposal Site Information

Please identify below location of applicable disposal facilities.

Disposal Facility:
☐ NJ ☐ NY
☐ Other:

These samples have been previously analyzed by Alpha ☐

Other project specific requirements/comments:

CAT B

Please specify Metals or TAL.

Sample Filtration
☐ Done
☐ Lab to do
Preservation
☐ Lab to do
(Please Specify below)

ALPHA Lab ID (Lab Use Only)	Sample ID	Collection Date	Collection Time	Sample Matrix	Sampler's Initials	Full list VOC	TCL SVOC	TAL METALS	PCBs	Pest/Herb				Sample Specific Comments	Total Bottle
03048 11	RI-TP-6 (9-11)	1/26/18	1138	Soil	TAB		X	X							
12	RI-TP-7 (4.5-6.5)	↓	1218	↓	↓		X	X							
13	RI-TP-7 (8-10)	↓	1222	↓	↓	X	X	X	X	X					
14	RI-TP-9 (6.5-8.5)	↓	1423	↓	↓	X	X	X	X	X					
15	RI-TP-9 (10-12)	↓	1430	↓	↓		X	X							
16	RI-TP-11 (6-8)	↓	1327	↓	↓		X	X							
17	RI-TP-11 (12-14.5)	↓	1333	↓	↓	X	X	X	X	X					
18	RI-TP-12 (5-7.0)	↓	1257	↓	↓		X	X							
19	RI-TP-12 (7.0-9.0)	↓	1303	↓	↓		X	X							
					Container Type	E	A	A	A	A					
					Preservative	A	A	A	A	A					

Preservative Code:
A = None
B = HCl
C = HNO_3
D = H_2SO_4
E = NaOH
F = MeOH
G = $NaHSO_4$
H = $Na_2S_2O_3$
K/E = Zn Ac/NaOH
O = Other

Container Code
P = Plastic
A = Amber Glass
V = Vial
G = Glass
B = Bacteria Cup
C = Cube
O = Other
E = Encore
D = BOD Bottle

Westboro: Certification No: MA935
Mansfield: Certification No: MA015

Relinquished By:	Date/Time	Received By:	Date/Time
[signature]	1/26/18 16:45	Audrey Liley AAL	1/26/18 16:45
Audrey Liley AAL	1/26/18 17:00	[signature]	1/27/18 0140

Please print clearly, legibly and completely. Samples can not be logged in and turnaround time clock will not start until any ambiguities are resolved. BY EXECUTING THIS COC, THE CLIENT HAS READ AND AGREES TO BE BOUND BY ALPHA'S TERMS & CONDITIONS. (See reverse side.)

Form No: 01-25 HC (rev. 30-Sept-2013)

ANALYTICAL REPORT

Lab Number:	L1803180
Client:	Benchmark & Turnkey Companies 2558 Hamburg Turnpike Suite 300 Buffalo, NY 14218
ATTN:	Chris Boron
Phone:	(716) 856-0599
Project Name:	1111 ELMWOOD AVE.
Project Number:	0369-018-001-003
Report Date:	02/05/18

The original project report/data package is held by Alpha Analytical. This report/data package is paginated and should be reproduced only in its entirety. Alpha Analytical holds no responsibility for results and/or data that are not consistent with the original.

Certifications & Approvals: MA (M-MA086), NH NELAP (2064), NJ NELAP (MA935), CT (PH-0574), IL (200077), ME (MA00086), MD (348), NY (11148), NC (25700/666), PA (68-03671), RI (LAO00065), TX (T104704476), VT (VT-0935), VA (460195), USDA (Permit #P330-14-00197).

Eight Walkup Drive, Westborough, MA 01581-1019
508-898-9220 (Fax) 508-898-9193 800-624-9220 - www.alphalab.com

Project Name: 1111 ELMWOOD AVE.
Project Number: 0369-018-001-003

Lab Number: L1803180
Report Date: 02/05/18

Alpha Sample ID	Client ID	Matrix	Sample Location	Collection Date/Time	Receive Date
L1803180-01	RI-TP-5 (0-2)	SOIL	BUFFALO, NY	01/29/18 11:06	01/29/18
L1803180-02	RI-TP-5 (8-10)	SOIL	BUFFALO, NY	01/29/18 11:13	01/29/18
L1803180-03	RI-TP-8 (3-5)	SOIL	BUFFALO, NY	01/29/18 10:17	01/29/18
L1803180-04	RI-TP-8 (13-15)	SOIL	BUFFALO, NY	01/29/18 10:25	01/29/18
L1803180-05	BLIND DUP #2	SOIL	BUFFALO, NY	01/29/18 12:00	01/29/18
L1803180-06	RI-TP-10 (6-8)	SOIL	BUFFALO, NY	01/29/18 09:08	01/29/18
L1803180-07	RI-TP-10 (10-12)	SOIL	BUFFALO, NY	01/29/18 09:40	01/29/18

Project Name: 1111 ELMWOOD AVE. **Lab Number:** L1803180
Project Number: 0369-018-001-003 **Report Date:** 02/05/18

Case Narrative

The samples were received in accordance with the Chain of Custody and no significant deviations were encountered during the preparation or analysis unless otherwise noted. Sample Receipt, Container Information, and the Chain of Custody are located at the back of the report.

Results contained within this report relate only to the samples submitted under this Alpha Lab Number and meet NELAP requirements for all NELAP accredited parameters unless otherwise noted in the following narrative. The data presented in this report is organized by parameter (i.e. VOC, SVOC, etc.). Sample specific Quality Control data (i.e. Surrogate Spike Recovery) is reported at the end of the target analyte list for each individual sample, followed by the Laboratory Batch Quality Control at the end of each parameter. Tentatively Identified Compounds (TICs), if requested, are reported for compounds identified to be present and are not part of the method/program Target Compound List, even if only a subset of the TCL are being reported. If a sample was re-analyzed or re-extracted due to a required quality control corrective action and if both sets of data are reported, the Laboratory ID of the re-analysis or re-extraction is designated with an "R" or "RE", respectively. When multiple Batch Quality Control elements are reported (e.g. more than one LCS), the associated samples for each element are noted in the grey shaded header line of each data table. Any Laboratory Batch, Sample Specific % recovery or RPD value that is outside the listed Acceptance Criteria is bolded in the report. All specific QC information is also incorporated in the Data Usability format of our Data Merger tool where it can be reviewed along with any associated usability implications. Soil/sediments, solids and tissues are reported on a dry weight basis unless otherwise noted. Definitions of all data qualifiers and acronyms used in this report are provided in the Glossary located at the back of the report.

In reference to questions H (CAM) or 4 (RCP) when "NO" is checked, the performance criteria for CAM and RCP methods allow for some quality control failures to occur and still be within method compliance. In these instances the specific failure is not narrated but noted in the associated QC table. The information is also incorporated in the Data Usability format of our Data Merger tool where it can be reviewed along with any associated usability implications.

Please see the associated ADEx data file for a comparison of laboratory reporting limits that were achieved with the regulatory Numerical Standards requested on the Chain of Custody.

HOLD POLICY
For samples submitted on hold, Alpha's policy is to hold samples (with the exception of Air canisters) free of charge for 21 calendar days from the date the project is completed. After 21 calendar days, we will dispose of all samples submitted including those put on hold unless you have contacted your Client Service Representative and made arrangements for Alpha to continue to hold the samples. Air canisters will be disposed after 3 business days from the date the project is completed.

Please contact Client Services at 800-624-9220 with any questions.

Project Name: 1111 ELMWOOD AVE. **Lab Number:** L1803180
Project Number: 0369-018-001-003 **Report Date:** 02/05/18

Case Narrative (continued)

Report Submission

All non-detect (ND) or estimated concentrations (J-qualified) have been quantitated to the limit noted in the MDL column.

Sample Receipt

The project number was specified by the client.

Volatile Organics

The WG1085549-5 Method Blank, associated with L1803180-01, has a concentration above the reporting limit for bromomethane. Since the sample was non-detect to the RL for this target analyte, no further actions were taken. The results of the original analysis are reported.

Semivolatile Organics

The WG1085457-5 MSD recovery, performed on L1803180-03, is below the acceptance criteria for 2,4-dinitrophenol (0%) due to the concentration of this compound falling below the reported detection limit.

Total Metals

L1803180-01 through -07: The sample has elevated detection limits for all elements, with the exception of mercury, due to the dilution required by matrix interferences encountered during analysis.

The WG1085286-3 MS recovery, performed on L1803180-03, is outside the acceptance criteria for mercury (125%). A post digestion spike was performed and was within acceptance criteria.

The WG1085374-7/-8 MS/MSD recoveries for aluminum (295%/462%), calcium (182%/68%), iron (0%/226%), magnesium (11%/0%) and manganese (52%/70%), performed on L1803180-03, do not apply because the sample concentrations are greater than four times the spike amounts added.

The WG1085374-7/-8 MS/MSD recoveries, performed on L1803180-03, are outside the acceptance criteria for antimony (62%/65%), chromium (MS at 73%), cobalt (69%/70%), lead (73%/74%), nickel (69%/70%), thallium (56%/55%) and zinc (69%/72%). A post digestion spike was performed and yielded unacceptable recoveries for chromium (73%), cobalt (69%), lead (72%), nickel (68%), thallium (57%) and zinc (71%); all other

Project Name:	1111 ELMWOOD AVE.	**Lab Number:**	L1803180
Project Number:	0369-018-001-003	**Report Date:**	02/05/18

Case Narrative (continued)

compounds were within acceptance criteria. This has been attributed to sample matrix.

I, the undersigned, attest under the pains and penalties of perjury that, to the best of my knowledge and belief and based upon my personal inquiry of those responsible for providing the information contained in this analytical report, such information is accurate and complete. This certificate of analysis is not complete unless this page accompanies any and all pages of this report.

Authorized Signature: Amita Naik

Title: Technical Director/Representative Date: 02/05/18

ORGANICS

VOLATILES

Project Name: 1111 ELMWOOD AVE. **Lab Number:** L1803180

Project Number: 0369-018-001-003 **Report Date:** 02/05/18

SAMPLE RESULTS

Lab ID: L1803180-01
Client ID: RI-TP-5 (0-2)
Sample Location: BUFFALO, NY
Sample Depth:
Matrix: Soil
Analytical Method: 1,8260C
Analytical Date: 01/31/18 16:06
Analyst: AD
Percent Solids: 72%

Date Collected: 01/29/18 11:06
Date Received: 01/29/18
Field Prep: Not Specified

Parameter	Result	Qualifier	Units	RL	MDL	Dilution Factor
Volatile Organics by 8260/5035 - Westborough Lab						
Methylene chloride	ND		ug/kg	11	1.8	1
1,1-Dichloroethane	ND		ug/kg	1.6	0.30	1
Chloroform	ND		ug/kg	1.6	0.41	1
Carbon tetrachloride	ND		ug/kg	1.1	0.38	1
1,2-Dichloropropane	ND		ug/kg	3.8	0.25	1
Dibromochloromethane	ND		ug/kg	1.1	0.19	1
1,1,2-Trichloroethane	ND		ug/kg	1.6	0.34	1
Tetrachloroethene	ND		ug/kg	1.1	0.33	1
Chlorobenzene	ND		ug/kg	1.1	0.38	1
Trichlorofluoromethane	ND		ug/kg	5.5	0.46	1
1,2-Dichloroethane	ND		ug/kg	1.1	0.27	1
1,1,1-Trichloroethane	ND		ug/kg	1.1	0.38	1
Bromodichloromethane	ND		ug/kg	1.1	0.34	1
trans-1,3-Dichloropropene	ND		ug/kg	1.1	0.23	1
cis-1,3-Dichloropropene	ND		ug/kg	1.1	0.25	1
Bromoform	ND		ug/kg	4.4	0.26	1
1,1,2,2-Tetrachloroethane	ND		ug/kg	1.1	0.33	1
Benzene	ND		ug/kg	1.1	0.21	1
Toluene	ND		ug/kg	1.6	0.21	1
Ethylbenzene	ND		ug/kg	1.1	0.19	1
Chloromethane	ND		ug/kg	5.5	0.48	1
Bromomethane	ND		ug/kg	2.2	0.37	1
Vinyl chloride	ND		ug/kg	2.2	0.34	1
Chloroethane	ND		ug/kg	2.2	0.35	1
1,1-Dichloroethene	ND		ug/kg	1.1	0.41	1
trans-1,2-Dichloroethene	ND		ug/kg	1.6	0.26	1
Trichloroethene	ND		ug/kg	1.1	0.33	1
1,2-Dichlorobenzene	ND		ug/kg	5.5	0.20	1
1,3-Dichlorobenzene	ND		ug/kg	5.5	0.24	1

Project Name: 1111 ELMWOOD AVE. **Lab Number:** L1803180

Project Number: 0369-018-001-003 **Report Date:** 02/05/18

SAMPLE RESULTS

Lab ID: L1803180-01 Date Collected: 01/29/18 11:06
Client ID: RI-TP-5 (0-2) Date Received: 01/29/18
Sample Location: BUFFALO, NY Field Prep: Not Specified
Sample Depth:

Parameter	Result	Qualifier	Units	RL	MDL	Dilution Factor
Volatile Organics by 8260/5035 - Westborough Lab						
1,4-Dichlorobenzene	ND		ug/kg	5.5	0.20	1
Methyl tert butyl ether	ND		ug/kg	2.2	0.17	1
p/m-Xylene	ND		ug/kg	2.2	0.38	1
o-Xylene	ND		ug/kg	2.2	0.37	1
cis-1,2-Dichloroethene	ND		ug/kg	1.1	0.38	1
Styrene	ND		ug/kg	2.2	0.44	1
Dichlorodifluoromethane	ND		ug/kg	11	0.55	1
Acetone	3.4	J	ug/kg	11	2.5	1
Carbon disulfide	ND		ug/kg	11	1.2	1
2-Butanone	ND		ug/kg	11	0.76	1
4-Methyl-2-pentanone	ND		ug/kg	11	0.27	1
2-Hexanone	ND		ug/kg	11	0.73	1
Bromochloromethane	ND		ug/kg	5.5	0.39	1
1,2-Dibromoethane	ND		ug/kg	4.4	0.22	1
n-Butylbenzene	ND		ug/kg	1.1	0.25	1
sec-Butylbenzene	ND		ug/kg	1.1	0.24	1
1,2-Dibromo-3-chloropropane	ND		ug/kg	5.5	0.43	1
Isopropylbenzene	ND		ug/kg	1.1	0.21	1
p-Isopropyltoluene	ND		ug/kg	1.1	0.22	1
n-Propylbenzene	ND		ug/kg	1.1	0.24	1
1,2,3-Trichlorobenzene	ND		ug/kg	5.5	0.28	1
1,2,4-Trichlorobenzene	ND		ug/kg	5.5	0.24	1
1,3,5-Trimethylbenzene	ND		ug/kg	5.5	0.18	1
1,2,4-Trimethylbenzene	ND		ug/kg	5.5	0.20	1
Methyl Acetate	ND		ug/kg	22	0.51	1
Cyclohexane	0.64	J	ug/kg	22	0.48	1
1,4-Dioxane	ND		ug/kg	44	16.	1
Freon-113	ND		ug/kg	22	0.56	1
Methyl cyclohexane	ND		ug/kg	4.4	0.26	1

Surrogate	% Recovery	Qualifier	Acceptance Criteria
1,2-Dichloroethane-d4	96		70-130
Toluene-d8	110		70-130
4-Bromofluorobenzene	97		70-130
Dibromofluoromethane	100		70-130

Project Name: 1111 ELMWOOD AVE. **Lab Number:** L1803180

Project Number: 0369-018-001-003 **Report Date:** 02/05/18

Method Blank Analysis
Batch Quality Control

Analytical Method: 1,8260C
Analytical Date: 01/31/18 08:15
Analyst: JC

Parameter	Result	Qualifier	Units	RL	MDL
Volatile Organics by 8260/5035 - Westborough Lab for sample(s): 01 Batch: WG1085549-5					
Methylene chloride	ND		ug/kg	10	1.6
1,1-Dichloroethane	ND		ug/kg	1.5	0.27
Chloroform	ND		ug/kg	1.5	0.37
Carbon tetrachloride	ND		ug/kg	1.0	0.34
1,2-Dichloropropane	ND		ug/kg	3.5	0.23
Dibromochloromethane	ND		ug/kg	1.0	0.18
1,1,2-Trichloroethane	ND		ug/kg	1.5	0.31
Tetrachloroethene	ND		ug/kg	1.0	0.30
Chlorobenzene	ND		ug/kg	1.0	0.35
Trichlorofluoromethane	ND		ug/kg	5.0	0.42
1,2-Dichloroethane	ND		ug/kg	1.0	0.25
1,1,1-Trichloroethane	ND		ug/kg	1.0	0.35
Bromodichloromethane	ND		ug/kg	1.0	0.31
trans-1,3-Dichloropropene	ND		ug/kg	1.0	0.21
cis-1,3-Dichloropropene	ND		ug/kg	1.0	0.23
Bromoform	ND		ug/kg	4.0	0.24
1,1,2,2-Tetrachloroethane	ND		ug/kg	1.0	0.30
Benzene	ND		ug/kg	1.0	0.19
Toluene	ND		ug/kg	1.5	0.20
Ethylbenzene	ND		ug/kg	1.0	0.17
Chloromethane	ND		ug/kg	5.0	0.44
Bromomethane	2.6		ug/kg	2.0	0.34
Vinyl chloride	ND		ug/kg	2.0	0.32
Chloroethane	ND		ug/kg	2.0	0.32
1,1-Dichloroethene	ND		ug/kg	1.0	0.37
trans-1,2-Dichloroethene	ND		ug/kg	1.5	0.24
Trichloroethene	ND		ug/kg	1.0	0.30
1,2-Dichlorobenzene	ND		ug/kg	5.0	0.18
1,3-Dichlorobenzene	ND		ug/kg	5.0	0.22

Project Name: 1111 ELMWOOD AVE. **Lab Number:** L1803180

Project Number: 0369-018-001-003 **Report Date:** 02/05/18

Method Blank Analysis
Batch Quality Control

Analytical Method: 1,8260C
Analytical Date: 01/31/18 08:15
Analyst: JC

Parameter	Result	Qualifier	Units	RL	MDL
Volatile Organics by 8260/5035 - Westborough Lab for sample(s): 01 Batch: WG1085549-5					
1,4-Dichlorobenzene	ND		ug/kg	5.0	0.18
Methyl tert butyl ether	ND		ug/kg	2.0	0.15
p/m-Xylene	ND		ug/kg	2.0	0.35
o-Xylene	ND		ug/kg	2.0	0.34
cis-1,2-Dichloroethene	ND		ug/kg	1.0	0.34
Styrene	ND		ug/kg	2.0	0.40
Dichlorodifluoromethane	ND		ug/kg	10	0.50
Acetone	ND		ug/kg	10	2.3
Carbon disulfide	ND		ug/kg	10	1.1
2-Butanone	ND		ug/kg	10	0.69
4-Methyl-2-pentanone	ND		ug/kg	10	0.24
2-Hexanone	ND		ug/kg	10	0.67
Bromochloromethane	ND		ug/kg	5.0	0.36
1,2-Dibromoethane	ND		ug/kg	4.0	0.20
n-Butylbenzene	ND		ug/kg	1.0	0.23
sec-Butylbenzene	ND		ug/kg	1.0	0.22
1,2-Dibromo-3-chloropropane	ND		ug/kg	5.0	0.40
Isopropylbenzene	ND		ug/kg	1.0	0.19
p-Isopropyltoluene	ND		ug/kg	1.0	0.20
n-Propylbenzene	ND		ug/kg	1.0	0.22
1,2,3-Trichlorobenzene	ND		ug/kg	5.0	0.25
1,2,4-Trichlorobenzene	ND		ug/kg	5.0	0.22
1,3,5-Trimethylbenzene	ND		ug/kg	5.0	0.16
1,2,4-Trimethylbenzene	ND		ug/kg	5.0	0.19
Methyl Acetate	ND		ug/kg	20	0.46
Cyclohexane	ND		ug/kg	20	0.43
1,4-Dioxane	ND		ug/kg	40	14.
Freon-113	ND		ug/kg	20	0.51
Methyl cyclohexane	ND		ug/kg	4.0	0.24

Project Name: 1111 ELMWOOD AVE. **Lab Number:** L1803180

Project Number: 0369-018-001-003 **Report Date:** 02/05/18

Method Blank Analysis
Batch Quality Control

Analytical Method: 1,8260C
Analytical Date: 01/31/18 08:15
Analyst: JC

Parameter	Result	Qualifier	Units	RL	MDL
Volatile Organics by 8260/5035 - Westborough Lab for sample(s): 01 Batch: WG1085549-5					

Surrogate	%Recovery	Qualifier	Acceptance Criteria
1,2-Dichloroethane-d4	98		70-130
Toluene-d8	107		70-130
4-Bromofluorobenzene	93		70-130
Dibromofluoromethane	99		70-130

Lab Control Sample Analysis

Batch Quality Control

Project Name: 1111 ELMWOOD AVE.

Project Number: 0369-018-001-003

Lab Number: L1803180

Report Date: 02/05/18

Parameter	LCS %Recovery	Qual	LCSD %Recovery	Qual	%Recovery Limits	RPD	Qual	RPD Limits
Volatile Organics by 8260/5035 - Westborough Lab Associated sample(s): 01 Batch: WG1085549-3 WG1085549-4								
Methylene chloride	107		105		70-130	2		30
1,1-Dichloroethane	96		94		70-130	2		30
Chloroform	92		91		70-130	1		30
Carbon tetrachloride	84		86		70-130	2		30
1,2-Dichloropropane	90		91		70-130	1		30
Dibromochloromethane	96		97		70-130	1		30
1,1,2-Trichloroethane	102		105		70-130	3		30
Tetrachloroethene	98		97		70-130	1		30
Chlorobenzene	96		96		70-130	0		30
Trichlorofluoromethane	120		119		70-139	1		30
1,2-Dichloroethane	86		84		70-130	2		30
1,1,1-Trichloroethane	91		90		70-130	1		30
Bromodichloromethane	86		88		70-130	2		30
trans-1,3-Dichloropropene	102		105		70-130	3		30
cis-1,3-Dichloropropene	90		91		70-130	1		30
Bromoform	96		101		70-130	5		30
1,1,2,2-Tetrachloroethane	107		111		70-130	4		30
Benzene	88		87		70-130	1		30
Toluene	100		98		70-130	2		30
Ethylbenzene	95		95		70-130	0		30
Chloromethane	106		97		52-130	9		30
Bromomethane	133		126		57-147	5		30
Vinyl chloride	125		119		67-130	5		30

Lab Control Sample Analysis

Batch Quality Control

Project Name: 1111 ELMWOOD AVE.

Project Number: 0369-018-001-003

Lab Number: L1803180

Report Date: 02/05/18

Parameter	LCS %Recovery	Qual	LCSD %Recovery	Qual	%Recovery Limits	RPD	Qual	RPD Limits
Volatile Organics by 8260/5035 - Westborough Lab Associated sample(s): 01 Batch: WG1085549-3 WG1085549-4								
Chloroethane	122		122		50-151	0		30
1,1-Dichloroethene	103		100		65-135	3		30
trans-1,2-Dichloroethene	92		91		70-130	1		30
Trichloroethene	84		84		70-130	0		30
1,2-Dichlorobenzene	99		101		70-130	2		30
1,3-Dichlorobenzene	99		99		70-130	0		30
1,4-Dichlorobenzene	99		99		70-130	0		30
Methyl tert butyl ether	93		93		66-130	0		30
p/m-Xylene	90		91		70-130	1		30
o-Xylene	90		89		70-130	1		30
cis-1,2-Dichloroethene	90		88		70-130	2		30
Styrene	85		86		70-130	1		30
Dichlorodifluoromethane	101		96		30-146	5		30
Acetone	124		110		54-140	12		30
Carbon disulfide	99		95		59-130	4		30
2-Butanone	102		100		70-130	2		30
4-Methyl-2-pentanone	97		106		70-130	9		30
2-Hexanone	101		109		70-130	8		30
Bromochloromethane	90		90		70-130	0		30
1,2-Dibromoethane	97		97		70-130	0		30
n-Butylbenzene	102		101		70-130	1		30
sec-Butylbenzene	100		98		70-130	2		30
1,2-Dibromo-3-chloropropane	98		102		68-130	4		30

Lab Control Sample Analysis

Batch Quality Control

Project Name: 1111 ELMWOOD AVE.

Project Number: 0369-018-001-003

Lab Number: L1803180

Report Date: 02/05/18

Parameter	LCS %Recovery	Qual	LCSD %Recovery	Qual	%Recovery Limits	RPD	Qual	RPD Limits
Volatile Organics by 8260/5035 - Westborough Lab Associated sample(s): 01 Batch: WG1085549-3 WG1085549-4								
Isopropylbenzene	101		99		70-130	2		30
p-Isopropyltoluene	98		96		70-130	2		30
n-Propylbenzene	103		102		70-130	1		30
1,2,3-Trichlorobenzene	100		101		70-130	1		30
1,2,4-Trichlorobenzene	101		101		70-130	0		30
1,3,5-Trimethylbenzene	97		96		70-130	1		30
1,2,4-Trimethylbenzene	96		96		70-130	0		30
Methyl Acetate	103		103		51-146	0		30
Cyclohexane	86		87		59-142	1		30
1,4-Dioxane	82		88		65-136	7		30
Freon-113	98		96		50-139	2		30
Methyl cyclohexane	79		82		70-130	4		30

Surrogate	LCS %Recovery	Qual	LCSD %Recovery	Qual	Acceptance Criteria
1,2-Dichloroethane-d4	93		93		70-130
Toluene-d8	110		110		70-130
4-Bromofluorobenzene	96		94		70-130
Dibromofluoromethane	98		97		70-130

SEMIVOLATILES

Project Name: 1111 ELMWOOD AVE.
Project Number: 0369-018-001-003
Lab Number: L1803180
Report Date: 02/05/18

SAMPLE RESULTS

Lab ID: L1803180-01
Client ID: RI-TP-5 (0-2)
Sample Location: BUFFALO, NY
Sample Depth:
Matrix: Soil
Analytical Method: 1,8270D
Analytical Date: 02/01/18 14:12
Analyst: EK
Percent Solids: 72%

Date Collected: 01/29/18 11:06
Date Received: 01/29/18
Field Prep: Not Specified

Extraction Method: EPA 3546
Extraction Date: 01/31/18 22:36

Parameter	Result	Qualifier	Units	RL	MDL	Dilution Factor
Semivolatile Organics by GC/MS - Westborough Lab						
Acenaphthene	ND		ug/kg	180	23.	1
Hexachlorobenzene	ND		ug/kg	140	25.	1
Bis(2-chloroethyl)ether	ND		ug/kg	200	30.	1
2-Chloronaphthalene	ND		ug/kg	220	22.	1
3,3'-Dichlorobenzidine	ND		ug/kg	220	60.	1
2,4-Dinitrotoluene	ND		ug/kg	220	45.	1
2,6-Dinitrotoluene	ND		ug/kg	220	39.	1
Fluoranthene	98	J	ug/kg	140	26.	1
4-Chlorophenyl phenyl ether	ND		ug/kg	220	24.	1
4-Bromophenyl phenyl ether	ND		ug/kg	220	34.	1
Bis(2-chloroisopropyl)ether	ND		ug/kg	270	38.	1
Bis(2-chloroethoxy)methane	ND		ug/kg	240	22.	1
Hexachlorobutadiene	ND		ug/kg	220	33.	1
Hexachlorocyclopentadiene	ND		ug/kg	640	200	1
Hexachloroethane	ND		ug/kg	180	36.	1
Isophorone	ND		ug/kg	200	29.	1
Naphthalene	ND		ug/kg	220	27.	1
Nitrobenzene	ND		ug/kg	200	33.	1
NDPA/DPA	ND		ug/kg	180	26.	1
n-Nitrosodi-n-propylamine	ND		ug/kg	220	35.	1
Bis(2-ethylhexyl)phthalate	ND		ug/kg	220	78.	1
Butyl benzyl phthalate	ND		ug/kg	220	57.	1
Di-n-butylphthalate	ND		ug/kg	220	43.	1
Di-n-octylphthalate	ND		ug/kg	220	77.	1
Diethyl phthalate	ND		ug/kg	220	21.	1
Dimethyl phthalate	ND		ug/kg	220	47.	1
Benzo(a)anthracene	47	J	ug/kg	140	25.	1
Benzo(a)pyrene	ND		ug/kg	180	55.	1
Benzo(b)fluoranthene	62	J	ug/kg	140	38.	1

Project Name: 1111 ELMWOOD AVE. **Lab Number:** L1803180

Project Number: 0369-018-001-003 **Report Date:** 02/05/18

SAMPLE RESULTS

Lab ID: L1803180-01 Date Collected: 01/29/18 11:06
Client ID: RI-TP-5 (0-2) Date Received: 01/29/18
Sample Location: BUFFALO, NY Field Prep: Not Specified
Sample Depth:

Parameter	Result	Qualifier	Units	RL	MDL	Dilution Factor
Semivolatile Organics by GC/MS - Westborough Lab						
Benzo(k)fluoranthene	ND		ug/kg	140	36.	1
Chrysene	49	J	ug/kg	140	23.	1
Acenaphthylene	ND		ug/kg	180	35.	1
Anthracene	ND		ug/kg	140	44.	1
Benzo(ghi)perylene	36	J	ug/kg	180	26.	1
Fluorene	ND		ug/kg	220	22.	1
Phenanthrene	90	J	ug/kg	140	27.	1
Dibenzo(a,h)anthracene	ND		ug/kg	140	26.	1
Indeno(1,2,3-cd)pyrene	34	J	ug/kg	180	31.	1
Pyrene	86	J	ug/kg	140	22.	1
Biphenyl	ND		ug/kg	510	52.	1
4-Chloroaniline	ND		ug/kg	220	41.	1
2-Nitroaniline	ND		ug/kg	220	43.	1
3-Nitroaniline	ND		ug/kg	220	42.	1
4-Nitroaniline	ND		ug/kg	220	93.	1
Dibenzofuran	ND		ug/kg	220	21.	1
2-Methylnaphthalene	ND		ug/kg	270	27.	1
1,2,4,5-Tetrachlorobenzene	ND		ug/kg	220	24.	1
Acetophenone	ND		ug/kg	220	28.	1
2,4,6-Trichlorophenol	ND		ug/kg	140	43.	1
p-Chloro-m-cresol	ND		ug/kg	220	34.	1
2-Chlorophenol	ND		ug/kg	220	27.	1
2,4-Dichlorophenol	ND		ug/kg	200	36.	1
2,4-Dimethylphenol	ND		ug/kg	220	74.	1
2-Nitrophenol	ND		ug/kg	490	85.	1
4-Nitrophenol	ND		ug/kg	320	92.	1
2,4-Dinitrophenol	ND		ug/kg	1100	100	1
4,6-Dinitro-o-cresol	ND		ug/kg	590	110	1
Pentachlorophenol	ND		ug/kg	180	50.	1
Phenol	ND		ug/kg	220	34.	1
2-Methylphenol	ND		ug/kg	220	35.	1
3-Methylphenol/4-Methylphenol	ND		ug/kg	320	35.	1
2,4,5-Trichlorophenol	ND		ug/kg	220	43.	1
Carbazole	ND		ug/kg	220	22.	1
Atrazine	ND		ug/kg	180	79.	1
Benzaldehyde	ND		ug/kg	300	61.	1
Caprolactam	ND		ug/kg	220	68.	1
2,3,4,6-Tetrachlorophenol	ND		ug/kg	220	46.	1

Project Name: 1111 ELMWOOD AVE. **Lab Number:** L1803180

Project Number: 0369-018-001-003 **Report Date:** 02/05/18

SAMPLE RESULTS

Lab ID: L1803180-01 Date Collected: 01/29/18 11:06

Client ID: RI-TP-5 (0-2) Date Received: 01/29/18

Sample Location: BUFFALO, NY Field Prep: Not Specified

Sample Depth:

Parameter	Result	Qualifier	Units	RL	MDL	Dilution Factor

Semivolatile Organics by GC/MS - Westborough Lab

Surrogate	% Recovery	Qualifier	Acceptance Criteria
2-Fluorophenol	70		25-120
Phenol-d6	73		10-120
Nitrobenzene-d5	78		23-120
2-Fluorobiphenyl	69		30-120
2,4,6-Tribromophenol	69		10-136
4-Terphenyl-d14	67		18-120

Project Name: 1111 ELMWOOD AVE.
Project Number: 0369-018-001-003
Lab Number: L1803180
Report Date: 02/05/18

SAMPLE RESULTS

Lab ID: L1803180-02
Client ID: RI-TP-5 (8-10)
Sample Location: BUFFALO, NY
Sample Depth:
Matrix: Soil
Analytical Method: 1,8270D
Analytical Date: 02/01/18 13:49
Analyst: RC
Percent Solids: 86%

Date Collected: 01/29/18 11:13
Date Received: 01/29/18
Field Prep: Not Specified

Extraction Method: EPA 3546
Extraction Date: 01/31/18 13:10

Parameter	Result	Qualifier	Units	RL	MDL	Dilution Factor
Semivolatile Organics by GC/MS - Westborough Lab						
Acenaphthene	ND		ug/kg	150	20.	1
Hexachlorobenzene	ND		ug/kg	120	21.	1
Bis(2-chloroethyl)ether	ND		ug/kg	170	26.	1
2-Chloronaphthalene	ND		ug/kg	190	19.	1
3,3'-Dichlorobenzidine	ND		ug/kg	190	51.	1
2,4-Dinitrotoluene	ND		ug/kg	190	38.	1
2,6-Dinitrotoluene	ND		ug/kg	190	33.	1
Fluoranthene	ND		ug/kg	120	22.	1
4-Chlorophenyl phenyl ether	ND		ug/kg	190	20.	1
4-Bromophenyl phenyl ether	ND		ug/kg	190	29.	1
Bis(2-chloroisopropyl)ether	ND		ug/kg	230	33.	1
Bis(2-chloroethoxy)methane	ND		ug/kg	210	19.	1
Hexachlorobutadiene	ND		ug/kg	190	28.	1
Hexachlorocyclopentadiene	ND		ug/kg	550	170	1
Hexachloroethane	ND		ug/kg	150	31.	1
Isophorone	ND		ug/kg	170	25.	1
Naphthalene	ND		ug/kg	190	23.	1
Nitrobenzene	ND		ug/kg	170	28.	1
NDPA/DPA	ND		ug/kg	150	22.	1
n-Nitrosodi-n-propylamine	ND		ug/kg	190	30.	1
Bis(2-ethylhexyl)phthalate	ND		ug/kg	190	66.	1
Butyl benzyl phthalate	ND		ug/kg	190	48.	1
Di-n-butylphthalate	ND		ug/kg	190	36.	1
Di-n-octylphthalate	ND		ug/kg	190	65.	1
Diethyl phthalate	ND		ug/kg	190	18.	1
Dimethyl phthalate	ND		ug/kg	190	40.	1
Benzo(a)anthracene	ND		ug/kg	120	22.	1
Benzo(a)pyrene	ND		ug/kg	150	47.	1
Benzo(b)fluoranthene	ND		ug/kg	120	32.	1

Project Name: 1111 ELMWOOD AVE. **Lab Number:** L1803180

Project Number: 0369-018-001-003 **Report Date:** 02/05/18

SAMPLE RESULTS

Lab ID: L1803180-02 Date Collected: 01/29/18 11:13
Client ID: RI-TP-5 (8-10) Date Received: 01/29/18
Sample Location: BUFFALO, NY Field Prep: Not Specified
Sample Depth:

Parameter	Result	Qualifier	Units	RL	MDL	Dilution Factor
Semivolatile Organics by GC/MS - Westborough Lab						
Benzo(k)fluoranthene	ND		ug/kg	120	31.	1
Chrysene	ND		ug/kg	120	20.	1
Acenaphthylene	ND		ug/kg	150	30.	1
Anthracene	ND		ug/kg	120	37.	1
Benzo(ghi)perylene	ND		ug/kg	150	22.	1
Fluorene	ND		ug/kg	190	19.	1
Phenanthrene	ND		ug/kg	120	23.	1
Dibenzo(a,h)anthracene	ND		ug/kg	120	22.	1
Indeno(1,2,3-cd)pyrene	ND		ug/kg	150	27.	1
Pyrene	ND		ug/kg	120	19.	1
Biphenyl	ND		ug/kg	440	44.	1
4-Chloroaniline	ND		ug/kg	190	35.	1
2-Nitroaniline	ND		ug/kg	190	37.	1
3-Nitroaniline	ND		ug/kg	190	36.	1
4-Nitroaniline	ND		ug/kg	190	79.	1
Dibenzofuran	ND		ug/kg	190	18.	1
2-Methylnaphthalene	ND		ug/kg	230	23.	1
1,2,4,5-Tetrachlorobenzene	ND		ug/kg	190	20.	1
Acetophenone	ND		ug/kg	190	24.	1
2,4,6-Trichlorophenol	ND		ug/kg	120	36.	1
p-Chloro-m-cresol	ND		ug/kg	190	28.	1
2-Chlorophenol	ND		ug/kg	190	23.	1
2,4-Dichlorophenol	ND		ug/kg	170	31.	1
2,4-Dimethylphenol	ND		ug/kg	190	63.	1
2-Nitrophenol	ND		ug/kg	410	72.	1
4-Nitrophenol	ND		ug/kg	270	78.	1
2,4-Dinitrophenol	ND		ug/kg	920	89.	1
4,6-Dinitro-o-cresol	ND		ug/kg	500	92.	1
Pentachlorophenol	ND		ug/kg	150	42.	1
Phenol	ND		ug/kg	190	29.	1
2-Methylphenol	ND		ug/kg	190	30.	1
3-Methylphenol/4-Methylphenol	ND		ug/kg	280	30.	1
2,4,5-Trichlorophenol	ND		ug/kg	190	37.	1
Carbazole	ND		ug/kg	190	19.	1
Atrazine	ND		ug/kg	150	67.	1
Benzaldehyde	ND		ug/kg	250	52.	1
Caprolactam	ND		ug/kg	190	58.	1
2,3,4,6-Tetrachlorophenol	ND		ug/kg	190	39.	1

Project Name: 1111 ELMWOOD AVE. **Lab Number:** L1803180

Project Number: 0369-018-001-003 **Report Date:** 02/05/18

SAMPLE RESULTS

Lab ID: L1803180-02 Date Collected: 01/29/18 11:13

Client ID: RI-TP-5 (8-10) Date Received: 01/29/18

Sample Location: BUFFALO, NY Field Prep: Not Specified

Sample Depth:

Parameter	Result	Qualifier	Units	RL	MDL	Dilution Factor

Semivolatile Organics by GC/MS - Westborough Lab

Surrogate	% Recovery	Qualifier	Acceptance Criteria
2-Fluorophenol	66		25-120
Phenol-d6	73		10-120
Nitrobenzene-d5	84		23-120
2-Fluorobiphenyl	72		30-120
2,4,6-Tribromophenol	81		10-136
4-Terphenyl-d14	92		18-120

Project Name: 1111 ELMWOOD AVE.
Project Number: 0369-018-001-003
Lab Number: L1803180
Report Date: 02/05/18

SAMPLE RESULTS

Lab ID: L1803180-03
Client ID: RI-TP-8 (3-5)
Sample Location: BUFFALO, NY
Sample Depth:
Matrix: Soil
Analytical Method: 1,8270D
Analytical Date: 02/01/18 16:20
Analyst: ALS
Percent Solids: 86%

Date Collected: 01/29/18 10:17
Date Received: 01/29/18
Field Prep: Not Specified

Extraction Method: EPA 3546
Extraction Date: 01/31/18 13:10

Parameter	Result	Qualifier	Units	RL	MDL	Dilution Factor
Semivolatile Organics by GC/MS - Westborough Lab						
Acenaphthene	ND		ug/kg	160	20.	1
Hexachlorobenzene	ND		ug/kg	120	22.	1
Bis(2-chloroethyl)ether	ND		ug/kg	170	26.	1
2-Chloronaphthalene	ND		ug/kg	190	19.	1
3,3'-Dichlorobenzidine	ND		ug/kg	190	52.	1
2,4-Dinitrotoluene	ND		ug/kg	190	39.	1
2,6-Dinitrotoluene	ND		ug/kg	190	33.	1
Fluoranthene	ND		ug/kg	120	22.	1
4-Chlorophenyl phenyl ether	ND		ug/kg	190	21.	1
4-Bromophenyl phenyl ether	ND		ug/kg	190	30.	1
Bis(2-chloroisopropyl)ether	ND		ug/kg	230	33.	1
Bis(2-chloroethoxy)methane	ND		ug/kg	210	19.	1
Hexachlorobutadiene	ND		ug/kg	190	28.	1
Hexachlorocyclopentadiene	ND		ug/kg	560	180	1
Hexachloroethane	ND		ug/kg	160	31.	1
Isophorone	ND		ug/kg	170	25.	1
Naphthalene	ND		ug/kg	190	24.	1
Nitrobenzene	ND		ug/kg	170	29.	1
NDPA/DPA	ND		ug/kg	160	22.	1
n-Nitrosodi-n-propylamine	ND		ug/kg	190	30.	1
Bis(2-ethylhexyl)phthalate	ND		ug/kg	190	67.	1
Butyl benzyl phthalate	ND		ug/kg	190	49.	1
Di-n-butylphthalate	ND		ug/kg	190	37.	1
Di-n-octylphthalate	ND		ug/kg	190	66.	1
Diethyl phthalate	ND		ug/kg	190	18.	1
Dimethyl phthalate	ND		ug/kg	190	41.	1
Benzo(a)anthracene	ND		ug/kg	120	22.	1
Benzo(a)pyrene	ND		ug/kg	160	47.	1
Benzo(b)fluoranthene	ND		ug/kg	120	33.	1

Project Name: 1111 ELMWOOD AVE. **Lab Number:** L1803180

Project Number: 0369-018-001-003 **Report Date:** 02/05/18

SAMPLE RESULTS

Lab ID: L1803180-03 Date Collected: 01/29/18 10:17
Client ID: RI-TP-8 (3-5) Date Received: 01/29/18
Sample Location: BUFFALO, NY Field Prep: Not Specified
Sample Depth:

Parameter	Result	Qualifier	Units	RL	MDL	Dilution Factor
Semivolatile Organics by GC/MS - Westborough Lab						
Benzo(k)fluoranthene	ND		ug/kg	120	31.	1
Chrysene	ND		ug/kg	120	20.	1
Acenaphthylene	ND		ug/kg	160	30.	1
Anthracene	ND		ug/kg	120	38.	1
Benzo(ghi)perylene	ND		ug/kg	160	23.	1
Fluorene	ND		ug/kg	190	19.	1
Phenanthrene	ND		ug/kg	120	24.	1
Dibenzo(a,h)anthracene	ND		ug/kg	120	22.	1
Indeno(1,2,3-cd)pyrene	ND		ug/kg	160	27.	1
Pyrene	ND		ug/kg	120	19.	1
Biphenyl	ND		ug/kg	440	45.	1
4-Chloroaniline	ND		ug/kg	190	35.	1
2-Nitroaniline	ND		ug/kg	190	37.	1
3-Nitroaniline	ND		ug/kg	190	37.	1
4-Nitroaniline	ND		ug/kg	190	80.	1
Dibenzofuran	ND		ug/kg	190	18.	1
2-Methylnaphthalene	ND		ug/kg	230	23.	1
1,2,4,5-Tetrachlorobenzene	ND		ug/kg	190	20.	1
Acetophenone	ND		ug/kg	190	24.	1
2,4,6-Trichlorophenol	ND		ug/kg	120	37.	1
p-Chloro-m-cresol	ND		ug/kg	190	29.	1
2-Chlorophenol	ND		ug/kg	190	23.	1
2,4-Dichlorophenol	ND		ug/kg	170	31.	1
2,4-Dimethylphenol	ND		ug/kg	190	64.	1
2-Nitrophenol	ND		ug/kg	420	73.	1
4-Nitrophenol	ND		ug/kg	270	79.	1
2,4-Dinitrophenol	ND		ug/kg	930	90.	1
4,6-Dinitro-o-cresol	ND		ug/kg	500	93.	1
Pentachlorophenol	ND		ug/kg	160	43.	1
Phenol	ND		ug/kg	190	29.	1
2-Methylphenol	ND		ug/kg	190	30.	1
3-Methylphenol/4-Methylphenol	ND		ug/kg	280	30.	1
2,4,5-Trichlorophenol	ND		ug/kg	190	37.	1
Carbazole	ND		ug/kg	190	19.	1
Atrazine	ND		ug/kg	160	68.	1
Benzaldehyde	ND		ug/kg	260	52.	1
Caprolactam	ND		ug/kg	190	59.	1
2,3,4,6-Tetrachlorophenol	ND		ug/kg	190	39.	1

Project Name: 1111 ELMWOOD AVE. **Lab Number:** L1803180

Project Number: 0369-018-001-003 **Report Date:** 02/05/18

SAMPLE RESULTS

Lab ID: L1803180-03 Date Collected: 01/29/18 10:17

Client ID: RI-TP-8 (3-5) Date Received: 01/29/18

Sample Location: BUFFALO, NY Field Prep: Not Specified

Sample Depth:

Parameter	Result	Qualifier	Units	RL	MDL	Dilution Factor

Semivolatile Organics by GC/MS - Westborough Lab

Surrogate	% Recovery	Qualifier	Acceptance Criteria
2-Fluorophenol	71		25-120
Phenol-d6	77		10-120
Nitrobenzene-d5	82		23-120
2-Fluorobiphenyl	66		30-120
2,4,6-Tribromophenol	63		10-136
4-Terphenyl-d14	53		18-120

Project Name: 1111 ELMWOOD AVE.
Project Number: 0369-018-001-003

Lab Number: L1803180
Report Date: 02/05/18

SAMPLE RESULTS

Lab ID: L1803180-04
Client ID: RI-TP-8 (13-15)
Sample Location: BUFFALO, NY
Sample Depth:
Matrix: Soil
Analytical Method: 1,8270D
Analytical Date: 02/01/18 14:13
Analyst: RC
Percent Solids: 85%

Date Collected: 01/29/18 10:25
Date Received: 01/29/18
Field Prep: Not Specified

Extraction Method: EPA 3546
Extraction Date: 01/31/18 13:10

Parameter	Result	Qualifier	Units	RL	MDL	Dilution Factor
Semivolatile Organics by GC/MS - Westborough Lab						
Acenaphthene	ND		ug/kg	150	20.	1
Hexachlorobenzene	ND		ug/kg	120	21.	1
Bis(2-chloroethyl)ether	ND		ug/kg	170	26.	1
2-Chloronaphthalene	ND		ug/kg	190	19.	1
3,3'-Dichlorobenzidine	ND		ug/kg	190	51.	1
2,4-Dinitrotoluene	ND		ug/kg	190	38.	1
2,6-Dinitrotoluene	ND		ug/kg	190	33.	1
Fluoranthene	ND		ug/kg	120	22.	1
4-Chlorophenyl phenyl ether	ND		ug/kg	190	20.	1
4-Bromophenyl phenyl ether	ND		ug/kg	190	29.	1
Bis(2-chloroisopropyl)ether	ND		ug/kg	230	33.	1
Bis(2-chloroethoxy)methane	ND		ug/kg	210	19.	1
Hexachlorobutadiene	ND		ug/kg	190	28.	1
Hexachlorocyclopentadiene	ND		ug/kg	550	170	1
Hexachloroethane	ND		ug/kg	150	31.	1
Isophorone	ND		ug/kg	170	25.	1
Naphthalene	ND		ug/kg	190	23.	1
Nitrobenzene	ND		ug/kg	170	28.	1
NDPA/DPA	ND		ug/kg	150	22.	1
n-Nitrosodi-n-propylamine	ND		ug/kg	190	30.	1
Bis(2-ethylhexyl)phthalate	ND		ug/kg	190	66.	1
Butyl benzyl phthalate	ND		ug/kg	190	48.	1
Di-n-butylphthalate	ND		ug/kg	190	36.	1
Di-n-octylphthalate	ND		ug/kg	190	65.	1
Diethyl phthalate	ND		ug/kg	190	18.	1
Dimethyl phthalate	ND		ug/kg	190	40.	1
Benzo(a)anthracene	ND		ug/kg	120	22.	1
Benzo(a)pyrene	ND		ug/kg	150	47.	1
Benzo(b)fluoranthene	ND		ug/kg	120	32.	1

Project Name: 1111 ELMWOOD AVE. **Lab Number:** L1803180

Project Number: 0369-018-001-003 **Report Date:** 02/05/18

SAMPLE RESULTS

Lab ID: L1803180-04 Date Collected: 01/29/18 10:25

Client ID: RI-TP-8 (13-15) Date Received: 01/29/18

Sample Location: BUFFALO, NY Field Prep: Not Specified

Sample Depth:

Parameter	Result	Qualifier	Units	RL	MDL	Dilution Factor
Semivolatile Organics by GC/MS - Westborough Lab						
Benzo(k)fluoranthene	ND		ug/kg	120	31.	1
Chrysene	ND		ug/kg	120	20.	1
Acenaphthylene	ND		ug/kg	150	30.	1
Anthracene	ND		ug/kg	120	37.	1
Benzo(ghi)perylene	ND		ug/kg	150	22.	1
Fluorene	ND		ug/kg	190	19.	1
Phenanthrene	ND		ug/kg	120	23.	1
Dibenzo(a,h)anthracene	ND		ug/kg	120	22.	1
Indeno(1,2,3-cd)pyrene	ND		ug/kg	150	27.	1
Pyrene	ND		ug/kg	120	19.	1
Biphenyl	ND		ug/kg	440	44.	1
4-Chloroaniline	ND		ug/kg	190	35.	1
2-Nitroaniline	ND		ug/kg	190	37.	1
3-Nitroaniline	ND		ug/kg	190	36.	1
4-Nitroaniline	ND		ug/kg	190	79.	1
Dibenzofuran	ND		ug/kg	190	18.	1
2-Methylnaphthalene	ND		ug/kg	230	23.	1
1,2,4,5-Tetrachlorobenzene	ND		ug/kg	190	20.	1
Acetophenone	ND		ug/kg	190	24.	1
2,4,6-Trichlorophenol	ND		ug/kg	120	36.	1
p-Chloro-m-cresol	ND		ug/kg	190	28.	1
2-Chlorophenol	ND		ug/kg	190	23.	1
2,4-Dichlorophenol	ND		ug/kg	170	31.	1
2,4-Dimethylphenol	ND		ug/kg	190	63.	1
2-Nitrophenol	ND		ug/kg	410	72.	1
4-Nitrophenol	ND		ug/kg	270	78.	1
2,4-Dinitrophenol	ND		ug/kg	920	89.	1
4,6-Dinitro-o-cresol	ND		ug/kg	500	92.	1
Pentachlorophenol	ND		ug/kg	150	42.	1
Phenol	ND		ug/kg	190	29.	1
2-Methylphenol	ND		ug/kg	190	30.	1
3-Methylphenol/4-Methylphenol	ND		ug/kg	280	30.	1
2,4,5-Trichlorophenol	ND		ug/kg	190	37.	1
Carbazole	ND		ug/kg	190	19.	1
Atrazine	ND		ug/kg	150	67.	1
Benzaldehyde	ND		ug/kg	250	52.	1
Caprolactam	ND		ug/kg	190	58.	1
2,3,4,6-Tetrachlorophenol	ND		ug/kg	190	39.	1

Project Name: 1111 ELMWOOD AVE. **Lab Number:** L1803180

Project Number: 0369-018-001-003 **Report Date:** 02/05/18

SAMPLE RESULTS

Lab ID: L1803180-04 Date Collected: 01/29/18 10:25

Client ID: RI-TP-8 (13-15) Date Received: 01/29/18

Sample Location: BUFFALO, NY Field Prep: Not Specified

Sample Depth:

Parameter	Result	Qualifier	Units	RL	MDL	Dilution Factor

Semivolatile Organics by GC/MS - Westborough Lab

Surrogate	% Recovery	Qualifier	Acceptance Criteria
2-Fluorophenol	72		25-120
Phenol-d6	73		10-120
Nitrobenzene-d5	87		23-120
2-Fluorobiphenyl	75		30-120
2,4,6-Tribromophenol	73		10-136
4-Terphenyl-d14	68		18-120

Project Name: 1111 ELMWOOD AVE.
Project Number: 0369-018-001-003
Lab Number: L1803180
Report Date: 02/05/18

SAMPLE RESULTS

Lab ID: L1803180-05
Client ID: BLIND DUP #2
Sample Location: BUFFALO, NY
Sample Depth:
Matrix: Soil
Analytical Method: 1,8270D
Analytical Date: 02/01/18 14:37
Analyst: RC
Percent Solids: 86%

Date Collected: 01/29/18 12:00
Date Received: 01/29/18
Field Prep: Not Specified

Extraction Method: EPA 3546
Extraction Date: 01/31/18 13:10

Parameter	Result	Qualifier	Units	RL	MDL	Dilution Factor
Semivolatile Organics by GC/MS - Westborough Lab						
Acenaphthene	ND		ug/kg	150	20.	1
Hexachlorobenzene	ND		ug/kg	110	21.	1
Bis(2-chloroethyl)ether	ND		ug/kg	170	26.	1
2-Chloronaphthalene	ND		ug/kg	190	19.	1
3,3'-Dichlorobenzidine	ND		ug/kg	190	50.	1
2,4-Dinitrotoluene	ND		ug/kg	190	38.	1
2,6-Dinitrotoluene	ND		ug/kg	190	32.	1
Fluoranthene	ND		ug/kg	110	22.	1
4-Chlorophenyl phenyl ether	ND		ug/kg	190	20.	1
4-Bromophenyl phenyl ether	ND		ug/kg	190	29.	1
Bis(2-chloroisopropyl)ether	ND		ug/kg	230	32.	1
Bis(2-chloroethoxy)methane	ND		ug/kg	200	19.	1
Hexachlorobutadiene	ND		ug/kg	190	28.	1
Hexachlorocyclopentadiene	ND		ug/kg	540	170	1
Hexachloroethane	ND		ug/kg	150	31.	1
Isophorone	ND		ug/kg	170	25.	1
Naphthalene	ND		ug/kg	190	23.	1
Nitrobenzene	ND		ug/kg	170	28.	1
NDPA/DPA	ND		ug/kg	150	22.	1
n-Nitrosodi-n-propylamine	ND		ug/kg	190	29.	1
Bis(2-ethylhexyl)phthalate	ND		ug/kg	190	66.	1
Butyl benzyl phthalate	ND		ug/kg	190	48.	1
Di-n-butylphthalate	ND		ug/kg	190	36.	1
Di-n-octylphthalate	ND		ug/kg	190	64.	1
Diethyl phthalate	ND		ug/kg	190	18.	1
Dimethyl phthalate	ND		ug/kg	190	40.	1
Benzo(a)anthracene	ND		ug/kg	110	21.	1
Benzo(a)pyrene	ND		ug/kg	150	46.	1
Benzo(b)fluoranthene	ND		ug/kg	110	32.	1

Project Name: 1111 ELMWOOD AVE. **Lab Number:** L1803180

Project Number: 0369-018-001-003 **Report Date:** 02/05/18

SAMPLE RESULTS

Lab ID: L1803180-05 Date Collected: 01/29/18 12:00
Client ID: BLIND DUP #2 Date Received: 01/29/18
Sample Location: BUFFALO, NY Field Prep: Not Specified
Sample Depth:

Parameter	Result	Qualifier	Units	RL	MDL	Dilution Factor
Semivolatile Organics by GC/MS - Westborough Lab						
Benzo(k)fluoranthene	ND		ug/kg	110	30.	1
Chrysene	ND		ug/kg	110	20.	1
Acenaphthylene	ND		ug/kg	150	29.	1
Anthracene	ND		ug/kg	110	37.	1
Benzo(ghi)perylene	ND		ug/kg	150	22.	1
Fluorene	ND		ug/kg	190	18.	1
Phenanthrene	ND		ug/kg	110	23.	1
Dibenzo(a,h)anthracene	ND		ug/kg	110	22.	1
Indeno(1,2,3-cd)pyrene	ND		ug/kg	150	26.	1
Pyrene	ND		ug/kg	110	19.	1
Biphenyl	ND		ug/kg	430	44.	1
4-Chloroaniline	ND		ug/kg	190	34.	1
2-Nitroaniline	ND		ug/kg	190	37.	1
3-Nitroaniline	ND		ug/kg	190	36.	1
4-Nitroaniline	ND		ug/kg	190	79.	1
Dibenzofuran	ND		ug/kg	190	18.	1
2-Methylnaphthalene	ND		ug/kg	230	23.	1
1,2,4,5-Tetrachlorobenzene	ND		ug/kg	190	20.	1
Acetophenone	ND		ug/kg	190	24.	1
2,4,6-Trichlorophenol	ND		ug/kg	110	36.	1
p-Chloro-m-cresol	ND		ug/kg	190	28.	1
2-Chlorophenol	ND		ug/kg	190	22.	1
2,4-Dichlorophenol	ND		ug/kg	170	30.	1
2,4-Dimethylphenol	ND		ug/kg	190	63.	1
2-Nitrophenol	ND		ug/kg	410	71.	1
4-Nitrophenol	ND		ug/kg	260	77.	1
2,4-Dinitrophenol	ND		ug/kg	910	88.	1
4,6-Dinitro-o-cresol	ND		ug/kg	490	91.	1
Pentachlorophenol	ND		ug/kg	150	42.	1
Phenol	ND		ug/kg	190	29.	1
2-Methylphenol	ND		ug/kg	190	29.	1
3-Methylphenol/4-Methylphenol	ND		ug/kg	270	30.	1
2,4,5-Trichlorophenol	ND		ug/kg	190	36.	1
Carbazole	ND		ug/kg	190	18.	1
Atrazine	ND		ug/kg	150	66.	1
Benzaldehyde	ND		ug/kg	250	51.	1
Caprolactam	ND		ug/kg	190	58.	1
2,3,4,6-Tetrachlorophenol	ND		ug/kg	190	38.	1

Project Name: 1111 ELMWOOD AVE. **Lab Number:** L1803180

Project Number: 0369-018-001-003 **Report Date:** 02/05/18

SAMPLE RESULTS

Lab ID: L1803180-05 Date Collected: 01/29/18 12:00

Client ID: BLIND DUP #2 Date Received: 01/29/18

Sample Location: BUFFALO, NY Field Prep: Not Specified

Sample Depth:

Parameter	Result	Qualifier	Units	RL	MDL	Dilution Factor

Semivolatile Organics by GC/MS - Westborough Lab

Surrogate	% Recovery	Qualifier	Acceptance Criteria
2-Fluorophenol	63		25-120
Phenol-d6	67		10-120
Nitrobenzene-d5	74		23-120
2-Fluorobiphenyl	69		30-120
2,4,6-Tribromophenol	73		10-136
4-Terphenyl-d14	88		18-120

Project Name: 1111 ELMWOOD AVE. **Lab Number:** L1803180

Project Number: 0369-018-001-003 **Report Date:** 02/05/18

SAMPLE RESULTS

Lab ID: L1803180-06
Client ID: RI-TP-10 (6-8)
Sample Location: BUFFALO, NY
Sample Depth:
Matrix: Soil
Analytical Method: 1,8270D
Analytical Date: 02/01/18 15:02
Analyst: RC
Percent Solids: 77%

Date Collected: 01/29/18 09:08
Date Received: 01/29/18
Field Prep: Not Specified

Extraction Method: EPA 3546
Extraction Date: 01/31/18 13:10

Parameter	Result	Qualifier	Units	RL	MDL	Dilution Factor
Semivolatile Organics by GC/MS - Westborough Lab						
Acenaphthene	ND		ug/kg	170	22.	1
Hexachlorobenzene	ND		ug/kg	130	24.	1
Bis(2-chloroethyl)ether	ND		ug/kg	190	29.	1
2-Chloronaphthalene	ND		ug/kg	210	21.	1
3,3'-Dichlorobenzidine	ND		ug/kg	210	56.	1
2,4-Dinitrotoluene	ND		ug/kg	210	42.	1
2,6-Dinitrotoluene	ND		ug/kg	210	36.	1
Fluoranthene	ND		ug/kg	130	24.	1
4-Chlorophenyl phenyl ether	ND		ug/kg	210	23.	1
4-Bromophenyl phenyl ether	ND		ug/kg	210	32.	1
Bis(2-chloroisopropyl)ether	ND		ug/kg	250	36.	1
Bis(2-chloroethoxy)methane	ND		ug/kg	230	21.	1
Hexachlorobutadiene	ND		ug/kg	210	31.	1
Hexachlorocyclopentadiene	ND		ug/kg	600	190	1
Hexachloroethane	ND		ug/kg	170	34.	1
Isophorone	ND		ug/kg	190	27.	1
Naphthalene	ND		ug/kg	210	26.	1
Nitrobenzene	ND		ug/kg	190	31.	1
NDPA/DPA	ND		ug/kg	170	24.	1
n-Nitrosodi-n-propylamine	ND		ug/kg	210	33.	1
Bis(2-ethylhexyl)phthalate	ND		ug/kg	210	73.	1
Butyl benzyl phthalate	ND		ug/kg	210	53.	1
Di-n-butylphthalate	ND		ug/kg	210	40.	1
Di-n-octylphthalate	ND		ug/kg	210	72.	1
Diethyl phthalate	ND		ug/kg	210	20.	1
Dimethyl phthalate	ND		ug/kg	210	44.	1
Benzo(a)anthracene	ND		ug/kg	130	24.	1
Benzo(a)pyrene	ND		ug/kg	170	52.	1
Benzo(b)fluoranthene	ND		ug/kg	130	36.	1

Project Name: 1111 ELMWOOD AVE. **Lab Number:** L1803180

Project Number: 0369-018-001-003 **Report Date:** 02/05/18

SAMPLE RESULTS

Lab ID: L1803180-06 Date Collected: 01/29/18 09:08

Client ID: RI-TP-10 (6-8) Date Received: 01/29/18

Sample Location: BUFFALO, NY Field Prep: Not Specified

Sample Depth:

Parameter	Result	Qualifier	Units	RL	MDL	Dilution Factor
Semivolatile Organics by GC/MS - Westborough Lab						
Benzo(k)fluoranthene	ND		ug/kg	130	34.	1
Chrysene	ND		ug/kg	130	22.	1
Acenaphthylene	ND		ug/kg	170	33.	1
Anthracene	ND		ug/kg	130	41.	1
Benzo(ghi)perylene	ND		ug/kg	170	25.	1
Fluorene	ND		ug/kg	210	20.	1
Phenanthrene	ND		ug/kg	130	26.	1
Dibenzo(a,h)anthracene	ND		ug/kg	130	24.	1
Indeno(1,2,3-cd)pyrene	ND		ug/kg	170	30.	1
Pyrene	ND		ug/kg	130	21.	1
Biphenyl	ND		ug/kg	480	49.	1
4-Chloroaniline	ND		ug/kg	210	38.	1
2-Nitroaniline	ND		ug/kg	210	41.	1
3-Nitroaniline	ND		ug/kg	210	40.	1
4-Nitroaniline	ND		ug/kg	210	88.	1
Dibenzofuran	ND		ug/kg	210	20.	1
2-Methylnaphthalene	ND		ug/kg	250	26.	1
1,2,4,5-Tetrachlorobenzene	ND		ug/kg	210	22.	1
Acetophenone	ND		ug/kg	210	26.	1
2,4,6-Trichlorophenol	ND		ug/kg	130	40.	1
p-Chloro-m-cresol	ND		ug/kg	210	32.	1
2-Chlorophenol	ND		ug/kg	210	25.	1
2,4-Dichlorophenol	ND		ug/kg	190	34.	1
2,4-Dimethylphenol	ND		ug/kg	210	70.	1
2-Nitrophenol	ND		ug/kg	460	80.	1
4-Nitrophenol	ND		ug/kg	300	86.	1
2,4-Dinitrophenol	ND		ug/kg	1000	99.	1
4,6-Dinitro-o-cresol	ND		ug/kg	550	100	1
Pentachlorophenol	ND		ug/kg	170	46.	1
Phenol	ND		ug/kg	210	32.	1
2-Methylphenol	ND		ug/kg	210	33.	1
3-Methylphenol/4-Methylphenol	ND		ug/kg	300	33.	1
2,4,5-Trichlorophenol	ND		ug/kg	210	40.	1
Carbazole	ND		ug/kg	210	20.	1
Atrazine	ND		ug/kg	170	74.	1
Benzaldehyde	ND		ug/kg	280	57.	1
Caprolactam	ND		ug/kg	210	64.	1
2,3,4,6-Tetrachlorophenol	ND		ug/kg	210	43.	1

Project Name: 1111 ELMWOOD AVE. **Lab Number:** L1803180

Project Number: 0369-018-001-003 **Report Date:** 02/05/18

SAMPLE RESULTS

Lab ID: L1803180-06 Date Collected: 01/29/18 09:08

Client ID: RI-TP-10 (6-8) Date Received: 01/29/18

Sample Location: BUFFALO, NY Field Prep: Not Specified

Sample Depth:

Parameter	Result	Qualifier	Units	RL	MDL	Dilution Factor

Semivolatile Organics by GC/MS - Westborough Lab

Surrogate	% Recovery	Qualifier	Acceptance Criteria
2-Fluorophenol	82		25-120
Phenol-d6	87		10-120
Nitrobenzene-d5	100		23-120
2-Fluorobiphenyl	85		30-120
2,4,6-Tribromophenol	85		10-136
4-Terphenyl-d14	79		18-120

Project Name: 1111 ELMWOOD AVE.
Project Number: 0369-018-001-003
Lab Number: L1803180
Report Date: 02/05/18

SAMPLE RESULTS

Lab ID: L1803180-07
Client ID: RI-TP-10 (10-12)
Sample Location: BUFFALO, NY
Sample Depth:
Matrix: Soil
Analytical Method: 1,8270D
Analytical Date: 02/01/18 15:26
Analyst: RC
Percent Solids: 87%

Date Collected: 01/29/18 09:40
Date Received: 01/29/18
Field Prep: Not Specified

Extraction Method: EPA 3546
Extraction Date: 01/31/18 13:10

Parameter	Result	Qualifier	Units	RL	MDL	Dilution Factor
Semivolatile Organics by GC/MS - Westborough Lab						
Acenaphthene	ND		ug/kg	150	19.	1
Hexachlorobenzene	ND		ug/kg	110	21.	1
Bis(2-chloroethyl)ether	ND		ug/kg	170	25.	1
2-Chloronaphthalene	ND		ug/kg	190	18.	1
3,3'-Dichlorobenzidine	ND		ug/kg	190	50.	1
2,4-Dinitrotoluene	ND		ug/kg	190	37.	1
2,6-Dinitrotoluene	ND		ug/kg	190	32.	1
Fluoranthene	ND		ug/kg	110	22.	1
4-Chlorophenyl phenyl ether	ND		ug/kg	190	20.	1
4-Bromophenyl phenyl ether	ND		ug/kg	190	28.	1
Bis(2-chloroisopropyl)ether	ND		ug/kg	220	32.	1
Bis(2-chloroethoxy)methane	ND		ug/kg	200	19.	1
Hexachlorobutadiene	ND		ug/kg	190	27.	1
Hexachlorocyclopentadiene	ND		ug/kg	540	170	1
Hexachloroethane	ND		ug/kg	150	30.	1
Isophorone	ND		ug/kg	170	24.	1
Naphthalene	ND		ug/kg	190	23.	1
Nitrobenzene	ND		ug/kg	170	28.	1
NDPA/DPA	ND		ug/kg	150	21.	1
n-Nitrosodi-n-propylamine	ND		ug/kg	190	29.	1
Bis(2-ethylhexyl)phthalate	ND		ug/kg	190	65.	1
Butyl benzyl phthalate	ND		ug/kg	190	47.	1
Di-n-butylphthalate	ND		ug/kg	190	36.	1
Di-n-octylphthalate	ND		ug/kg	190	64.	1
Diethyl phthalate	ND		ug/kg	190	17.	1
Dimethyl phthalate	ND		ug/kg	190	39.	1
Benzo(a)anthracene	ND		ug/kg	110	21.	1
Benzo(a)pyrene	ND		ug/kg	150	46.	1
Benzo(b)fluoranthene	ND		ug/kg	110	32.	1

Project Name: 1111 ELMWOOD AVE. **Lab Number:** L1803180

Project Number: 0369-018-001-003 **Report Date:** 02/05/18

SAMPLE RESULTS

Lab ID: L1803180-07 Date Collected: 01/29/18 09:40

Client ID: RI-TP-10 (10-12) Date Received: 01/29/18

Sample Location: BUFFALO, NY Field Prep: Not Specified

Sample Depth:

Parameter	Result	Qualifier	Units	RL	MDL	Dilution Factor
Semivolatile Organics by GC/MS - Westborough Lab						
Benzo(k)fluoranthene	ND		ug/kg	110	30.	1
Chrysene	ND		ug/kg	110	19.	1
Acenaphthylene	ND		ug/kg	150	29.	1
Anthracene	ND		ug/kg	110	36.	1
Benzo(ghi)perylene	ND		ug/kg	150	22.	1
Fluorene	ND		ug/kg	190	18.	1
Phenanthrene	ND		ug/kg	110	23.	1
Dibenzo(a,h)anthracene	ND		ug/kg	110	22.	1
Indeno(1,2,3-cd)pyrene	ND		ug/kg	150	26.	1
Pyrene	ND		ug/kg	110	19.	1
Biphenyl	ND		ug/kg	430	43.	1
4-Chloroaniline	ND		ug/kg	190	34.	1
2-Nitroaniline	ND		ug/kg	190	36.	1
3-Nitroaniline	ND		ug/kg	190	35.	1
4-Nitroaniline	ND		ug/kg	190	78.	1
Dibenzofuran	ND		ug/kg	190	18.	1
2-Methylnaphthalene	ND		ug/kg	220	23.	1
1,2,4,5-Tetrachlorobenzene	ND		ug/kg	190	20.	1
Acetophenone	ND		ug/kg	190	23.	1
2,4,6-Trichlorophenol	ND		ug/kg	110	36.	1
p-Chloro-m-cresol	ND		ug/kg	190	28.	1
2-Chlorophenol	ND		ug/kg	190	22.	1
2,4-Dichlorophenol	ND		ug/kg	170	30.	1
2,4-Dimethylphenol	ND		ug/kg	190	62.	1
2-Nitrophenol	ND		ug/kg	400	70.	1
4-Nitrophenol	ND		ug/kg	260	76.	1
2,4-Dinitrophenol	ND		ug/kg	900	87.	1
4,6-Dinitro-o-cresol	ND		ug/kg	490	90.	1
Pentachlorophenol	ND		ug/kg	150	41.	1
Phenol	ND		ug/kg	190	28.	1
2-Methylphenol	ND		ug/kg	190	29.	1
3-Methylphenol/4-Methylphenol	ND		ug/kg	270	29.	1
2,4,5-Trichlorophenol	ND		ug/kg	190	36.	1
Carbazole	ND		ug/kg	190	18.	1
Atrazine	ND		ug/kg	150	66.	1
Benzaldehyde	ND		ug/kg	250	50.	1
Caprolactam	ND		ug/kg	190	57.	1
2,3,4,6-Tetrachlorophenol	ND		ug/kg	190	38.	1

Project Name: 1111 ELMWOOD AVE. **Lab Number:** L1803180

Project Number: 0369-018-001-003 **Report Date:** 02/05/18

SAMPLE RESULTS

Lab ID: L1803180-07 Date Collected: 01/29/18 09:40

Client ID: RI-TP-10 (10-12) Date Received: 01/29/18

Sample Location: BUFFALO, NY Field Prep: Not Specified

Sample Depth:

Parameter	Result	Qualifier	Units	RL	MDL	Dilution Factor

Semivolatile Organics by GC/MS - Westborough Lab

Surrogate	% Recovery	Qualifier	Acceptance Criteria
2-Fluorophenol	76		25-120
Phenol-d6	82		10-120
Nitrobenzene-d5	95		23-120
2-Fluorobiphenyl	81		30-120
2,4,6-Tribromophenol	81		10-136
4-Terphenyl-d14	83		18-120

Project Name: 1111 ELMWOOD AVE.
Project Number: 0369-018-001-003

Lab Number: L1803180
Report Date: 02/05/18

Method Blank Analysis
Batch Quality Control

Analytical Method: 1,8270D
Analytical Date: 01/31/18 23:36
Analyst: CB

Extraction Method: EPA 3546
Extraction Date: 01/31/18 13:10

Parameter	Result	Qualifier	Units	RL	MDL
Semivolatile Organics by GC/MS - Westborough Lab for sample(s): 02-07 Batch: WG1085457-1					
Acenaphthene	ND		ug/kg	130	17.
Hexachlorobenzene	ND		ug/kg	98	18.
Bis(2-chloroethyl)ether	ND		ug/kg	150	22.
2-Chloronaphthalene	ND		ug/kg	160	16.
3,3'-Dichlorobenzidine	ND		ug/kg	160	43.
2,4-Dinitrotoluene	ND		ug/kg	160	33.
2,6-Dinitrotoluene	ND		ug/kg	160	28.
Fluoranthene	ND		ug/kg	98	19.
4-Chlorophenyl phenyl ether	ND		ug/kg	160	17.
4-Bromophenyl phenyl ether	ND		ug/kg	160	25.
Bis(2-chloroisopropyl)ether	ND		ug/kg	200	28.
Bis(2-chloroethoxy)methane	ND		ug/kg	180	16.
Hexachlorobutadiene	ND		ug/kg	160	24.
Hexachlorocyclopentadiene	ND		ug/kg	470	150
Hexachloroethane	ND		ug/kg	130	26.
Isophorone	ND		ug/kg	150	21.
Naphthalene	ND		ug/kg	160	20.
Nitrobenzene	ND		ug/kg	150	24.
NDPA/DPA	ND		ug/kg	130	19.
n-Nitrosodi-n-propylamine	ND		ug/kg	160	25.
Bis(2-ethylhexyl)phthalate	ND		ug/kg	160	56.
Butyl benzyl phthalate	ND		ug/kg	160	41.
Di-n-butylphthalate	ND		ug/kg	160	31.
Di-n-octylphthalate	ND		ug/kg	160	56.
Diethyl phthalate	ND		ug/kg	160	15.
Dimethyl phthalate	ND		ug/kg	160	34.
Benzo(a)anthracene	ND		ug/kg	98	18.
Benzo(a)pyrene	ND		ug/kg	130	40.
Benzo(b)fluoranthene	ND		ug/kg	98	28.

Project Name: 1111 ELMWOOD AVE. **Lab Number:** L1803180

Project Number: 0369-018-001-003 **Report Date:** 02/05/18

Method Blank Analysis
Batch Quality Control

Analytical Method: 1,8270D
Analytical Date: 01/31/18 23:36
Analyst: CB

Extraction Method: EPA 3546
Extraction Date: 01/31/18 13:10

Parameter	Result	Qualifier	Units	RL	MDL
Semivolatile Organics by GC/MS - Westborough Lab for sample(s): 02-07 Batch: WG1085457-1					
Benzo(k)fluoranthene	ND		ug/kg	98	26.
Chrysene	ND		ug/kg	98	17.
Acenaphthylene	ND		ug/kg	130	25.
Anthracene	ND		ug/kg	98	32.
Benzo(ghi)perylene	ND		ug/kg	130	19.
Fluorene	ND		ug/kg	160	16.
Phenanthrene	ND		ug/kg	98	20.
Dibenzo(a,h)anthracene	ND		ug/kg	98	19.
Indeno(1,2,3-cd)pyrene	ND		ug/kg	130	23.
Pyrene	ND		ug/kg	98	16.
Biphenyl	ND		ug/kg	370	38.
4-Chloroaniline	ND		ug/kg	160	30.
2-Nitroaniline	ND		ug/kg	160	32.
3-Nitroaniline	ND		ug/kg	160	31.
4-Nitroaniline	ND		ug/kg	160	68.
Dibenzofuran	ND		ug/kg	160	15.
2-Methylnaphthalene	ND		ug/kg	200	20.
1,2,4,5-Tetrachlorobenzene	ND		ug/kg	160	17.
Acetophenone	ND		ug/kg	160	20.
2,4,6-Trichlorophenol	ND		ug/kg	98	31.
p-Chloro-m-cresol	ND		ug/kg	160	24.
2-Chlorophenol	ND		ug/kg	160	19.
2,4-Dichlorophenol	ND		ug/kg	150	26.
2,4-Dimethylphenol	ND		ug/kg	160	54.
2-Nitrophenol	ND		ug/kg	350	61.
4-Nitrophenol	ND		ug/kg	230	67.
2,4-Dinitrophenol	ND		ug/kg	780	76.
4,6-Dinitro-o-cresol	ND		ug/kg	420	78.
Pentachlorophenol	ND		ug/kg	130	36.

Project Name: 1111 ELMWOOD AVE.
Project Number: 0369-018-001-003

Lab Number: L1803180
Report Date: 02/05/18

Method Blank Analysis
Batch Quality Control

Analytical Method: 1,8270D
Analytical Date: 01/31/18 23:36
Analyst: CB

Extraction Method: EPA 3546
Extraction Date: 01/31/18 13:10

Parameter	Result	Qualifier	Units	RL	MDL
Semivolatile Organics by GC/MS - Westborough Lab for sample(s): 02-07 Batch: WG1085457-1					
Phenol	ND		ug/kg	160	25.
2-Methylphenol	ND		ug/kg	160	25.
3-Methylphenol/4-Methylphenol	ND		ug/kg	240	26.
2,4,5-Trichlorophenol	ND		ug/kg	160	31.
Carbazole	ND		ug/kg	160	16.
Atrazine	ND		ug/kg	130	57.
Benzaldehyde	ND		ug/kg	220	44.
Caprolactam	ND		ug/kg	160	50.
2,3,4,6-Tetrachlorophenol	ND		ug/kg	160	33.
Tentatively Identified Compounds					
No Tentatively Identified Compounds	ND		ug/kg		

Surrogate	%Recovery	Qualifier	Acceptance Criteria
2-Fluorophenol	89		25-120
Phenol-d6	99		10-120
Nitrobenzene-d5	109		23-120
2-Fluorobiphenyl	96		30-120
2,4,6-Tribromophenol	105		10-136
4-Terphenyl-d14	104		18-120

Project Name: 1111 ELMWOOD AVE.
Project Number: 0369-018-001-003

Lab Number: L1803180
Report Date: 02/05/18

Method Blank Analysis
Batch Quality Control

Analytical Method: 1,8270D
Analytical Date: 02/01/18 10:47
Analyst: EK

Extraction Method: EPA 3546
Extraction Date: 01/31/18 22:36

Parameter	Result	Qualifier	Units	RL	MDL
Semivolatile Organics by GC/MS - Westborough Lab for sample(s): 01 Batch: WG1085622-1					
Acenaphthene	ND		ug/kg	130	17.
Hexachlorobenzene	ND		ug/kg	97	18.
Bis(2-chloroethyl)ether	ND		ug/kg	150	22.
2-Chloronaphthalene	ND		ug/kg	160	16.
3,3'-Dichlorobenzidine	ND		ug/kg	160	43.
2,4-Dinitrotoluene	ND		ug/kg	160	32.
2,6-Dinitrotoluene	ND		ug/kg	160	28.
Fluoranthene	ND		ug/kg	97	19.
4-Chlorophenyl phenyl ether	ND		ug/kg	160	17.
4-Bromophenyl phenyl ether	ND		ug/kg	160	25.
Bis(2-chloroisopropyl)ether	ND		ug/kg	190	28.
Bis(2-chloroethoxy)methane	ND		ug/kg	180	16.
Hexachlorobutadiene	ND		ug/kg	160	24.
Hexachlorocyclopentadiene	ND		ug/kg	460	150
Hexachloroethane	ND		ug/kg	130	26.
Isophorone	ND		ug/kg	150	21.
Naphthalene	ND		ug/kg	160	20.
Nitrobenzene	ND		ug/kg	150	24.
NDPA/DPA	ND		ug/kg	130	18.
n-Nitrosodi-n-propylamine	ND		ug/kg	160	25.
Bis(2-ethylhexyl)phthalate	ND		ug/kg	160	56.
Butyl benzyl phthalate	ND		ug/kg	160	41.
Di-n-butylphthalate	ND		ug/kg	160	31.
Di-n-octylphthalate	ND		ug/kg	160	55.
Diethyl phthalate	ND		ug/kg	160	15.
Dimethyl phthalate	ND		ug/kg	160	34.
Benzo(a)anthracene	ND		ug/kg	97	18.
Benzo(a)pyrene	ND		ug/kg	130	40.
Benzo(b)fluoranthene	ND		ug/kg	97	27.

Project Name: 1111 ELMWOOD AVE. **Lab Number:** L1803180

Project Number: 0369-018-001-003 **Report Date:** 02/05/18

Method Blank Analysis
Batch Quality Control

Analytical Method: 1,8270D
Analytical Date: 02/01/18 10:47
Analyst: EK

Extraction Method: EPA 3546
Extraction Date: 01/31/18 22:36

Parameter	Result	Qualifier	Units	RL	MDL
Semivolatile Organics by GC/MS - Westborough Lab for sample(s): 01 Batch: WG1085622-1					
Benzo(k)fluoranthene	ND		ug/kg	97	26.
Chrysene	ND		ug/kg	97	17.
Acenaphthylene	ND		ug/kg	130	25.
Anthracene	ND		ug/kg	97	32.
Benzo(ghi)perylene	ND		ug/kg	130	19.
Fluorene	ND		ug/kg	160	16.
Phenanthrene	ND		ug/kg	97	20.
Dibenzo(a,h)anthracene	ND		ug/kg	97	19.
Indeno(1,2,3-cd)pyrene	ND		ug/kg	130	23.
Pyrene	ND		ug/kg	97	16.
Biphenyl	ND		ug/kg	370	38.
4-Chloroaniline	ND		ug/kg	160	30.
2-Nitroaniline	ND		ug/kg	160	31.
3-Nitroaniline	ND		ug/kg	160	30.
4-Nitroaniline	ND		ug/kg	160	67.
Dibenzofuran	ND		ug/kg	160	15.
2-Methylnaphthalene	ND		ug/kg	190	20.
1,2,4,5-Tetrachlorobenzene	ND		ug/kg	160	17.
Acetophenone	ND		ug/kg	160	20.
2,4,6-Trichlorophenol	ND		ug/kg	97	31.
p-Chloro-m-cresol	ND		ug/kg	160	24.
2-Chlorophenol	ND		ug/kg	160	19.
2,4-Dichlorophenol	ND		ug/kg	150	26.
2,4-Dimethylphenol	ND		ug/kg	160	54.
2-Nitrophenol	ND		ug/kg	350	61.
4-Nitrophenol	ND		ug/kg	230	66.
2,4-Dinitrophenol	ND		ug/kg	780	76.
4,6-Dinitro-o-cresol	ND		ug/kg	420	78.
Pentachlorophenol	ND		ug/kg	130	36.

Project Name: 1111 ELMWOOD AVE.
Project Number: 0369-018-001-003

Lab Number: L1803180
Report Date: 02/05/18

Method Blank Analysis
Batch Quality Control

Analytical Method: 1,8270D
Analytical Date: 02/01/18 10:47
Analyst: EK

Extraction Method: EPA 3546
Extraction Date: 01/31/18 22:36

Parameter	Result	Qualifier	Units	RL	MDL
Semivolatile Organics by GC/MS - Westborough Lab for sample(s): 01 Batch: WG1085622-1					
Phenol	ND		ug/kg	160	24.
2-Methylphenol	ND		ug/kg	160	25.
3-Methylphenol/4-Methylphenol	ND		ug/kg	230	25.
2,4,5-Trichlorophenol	ND		ug/kg	160	31.
Carbazole	ND		ug/kg	160	16.
Atrazine	ND		ug/kg	130	57.
Benzaldehyde	ND		ug/kg	210	44.
Caprolactam	ND		ug/kg	160	49.
2,3,4,6-Tetrachlorophenol	ND		ug/kg	160	33.
Tentatively Identified Compounds					
No Tentatively Identified Compounds	ND		ug/kg		

Surrogate	%Recovery	Qualifier	Acceptance Criteria
2-Fluorophenol	69		25-120
Phenol-d6	72		10-120
Nitrobenzene-d5	73		23-120
2-Fluorobiphenyl	66		30-120
2,4,6-Tribromophenol	51		10-136
4-Terphenyl-d14	68		18-120

Lab Control Sample Analysis

Batch Quality Control

Project Name: 1111 ELMWOOD AVE.

Project Number: 0369-018-001-003

Lab Number: L1803180

Report Date: 02/05/18

Parameter	LCS %Recovery	Qual	LCSD %Recovery	Qual	%Recovery Limits	RPD	Qual	RPD Limits
Semivolatile Organics by GC/MS - Westborough Lab Associated sample(s): 02-07 Batch: WG1085457-2 WG1085457-3								
Acenaphthene	97		86		31-137	12		50
Hexachlorobenzene	98		88		40-140	11		50
Bis(2-chloroethyl)ether	100		88		40-140	13		50
2-Chloronaphthalene	101		91		40-140	10		50
3,3'-Dichlorobenzidine	60		54		40-140	11		50
2,4-Dinitrotoluene	**136**	Q	123		40-132	10		50
2,6-Dinitrotoluene	134		121		40-140	10		50
Fluoranthene	114		100		40-140	13		50
4-Chlorophenyl phenyl ether	100		90		40-140	11		50
4-Bromophenyl phenyl ether	104		91		40-140	13		50
Bis(2-chloroisopropyl)ether	114		101		40-140	12		50
Bis(2-chloroethoxy)methane	107		96		40-117	11		50
Hexachlorobutadiene	94		81		40-140	15		50
Hexachlorocyclopentadiene	89		78		40-140	13		50
Hexachloroethane	93		83		40-140	11		50
Isophorone	111		100		40-140	10		50
Naphthalene	93		82		40-140	13		50
Nitrobenzene	117		102		40-140	14		50
NDPA/DPA	107		95		36-157	12		50
n-Nitrosodi-n-propylamine	108		97		32-121	11		50
Bis(2-ethylhexyl)phthalate	121		107		40-140	12		50
Butyl benzyl phthalate	125		111		40-140	12		50
Di-n-butylphthalate	116		103		40-140	12		50

Lab Control Sample Analysis

Batch Quality Control

Project Name: 1111 ELMWOOD AVE.

Project Number: 0369-018-001-003

Lab Number: L1803180

Report Date: 02/05/18

Parameter	LCS %Recovery	Qual	LCSD %Recovery	Qual	%Recovery Limits	RPD	Qual	RPD Limits
Semivolatile Organics by GC/MS - Westborough Lab Associated sample(s): 02-07 Batch: WG1085457-2 WG1085457-3								
Di-n-octylphthalate	123		109		40-140	12		50
Diethyl phthalate	104		93		40-140	11		50
Dimethyl phthalate	108		98		40-140	10		50
Benzo(a)anthracene	107		94		40-140	13		50
Benzo(a)pyrene	109		95		40-140	14		50
Benzo(b)fluoranthene	108		94		40-140	14		50
Benzo(k)fluoranthene	106		94		40-140	12		50
Chrysene	104		92		40-140	12		50
Acenaphthylene	102		92		40-140	10		50
Anthracene	109		95		40-140	14		50
Benzo(ghi)perylene	113		100		40-140	12		50
Fluorene	104		92		40-140	12		50
Phenanthrene	105		92		40-140	13		50
Dibenzo(a,h)anthracene	106		94		40-140	12		50
Indeno(1,2,3-cd)pyrene	115		102		40-140	12		50
Pyrene	110		98		35-142	12		50
Biphenyl	98		89		54-104	10		50
4-Chloroaniline	55		51		40-140	8		50
2-Nitroaniline	**140**	Q	124		47-134	12		50
3-Nitroaniline	83		80		26-129	4		50
4-Nitroaniline	118		104		41-125	13		50
Dibenzofuran	101		90		40-140	12		50
2-Methylnaphthalene	99		87		40-140	13		50

Lab Control Sample Analysis

Batch Quality Control

Project Name: 1111 ELMWOOD AVE.

Project Number: 0369-018-001-003

Lab Number: L1803180

Report Date: 02/05/18

Parameter	LCS %Recovery	Qual	LCSD %Recovery	Qual	%Recovery Limits	RPD	Qual	RPD Limits
Semivolatile Organics by GC/MS - Westborough Lab Associated sample(s): 02-07 Batch: WG1085457-2 WG1085457-3								
1,2,4,5-Tetrachlorobenzene	98		87		40-117	12		50
Acetophenone	92		82		14-144	11		50
2,4,6-Trichlorophenol	109		99		30-130	10		50
p-Chloro-m-cresol	**118**	Q	**106**	Q	26-103	11		50
2-Chlorophenol	**103**	Q	92		25-102	11		50
2,4-Dichlorophenol	115		104		30-130	10		50
2,4-Dimethylphenol	114		103		30-130	10		50
2-Nitrophenol	130		115		30-130	12		50
4-Nitrophenol	**136**	Q	**122**	Q	11-114	11		50
2,4-Dinitrophenol	105		81		4-130	26		50
4,6-Dinitro-o-cresol	122		107		10-130	13		50
Pentachlorophenol	80		70		17-109	13		50
Phenol	**97**	Q	87		26-90	11		50
2-Methylphenol	109		98		30-130.	11		50
3-Methylphenol/4-Methylphenol	111		99		30-130	11		50
2,4,5-Trichlorophenol	113		102		30-130	10		50
Carbazole	114		101		54-128	12		50
Atrazine	118		107		40-140	10		50
Benzaldehyde	81		73		40-140	10		50
Caprolactam	120		109		15-130	10		50
2,3,4,6-Tetrachlorophenol	104		94		40-140	10		50

Lab Control Sample Analysis

Batch Quality Control

Project Name: 1111 ELMWOOD AVE.

Project Number: 0369-018-001-003

Lab Number: L1803180

Report Date: 02/05/18

Parameter	LCS %Recovery	Qual	LCSD %Recovery	Qual	%Recovery Limits	RPD	Qual	RPD Limits
Semivolatile Organics by GC/MS - Westborough Lab Associated sample(s): 02-07 Batch: WG1085457-2 WG1085457-3								

Surrogate	LCS %Recovery	Qual	LCSD %Recovery	Qual	Acceptance Criteria
2-Fluorophenol	100		87		25-120
Phenol-d6	112		98		10-120
Nitrobenzene-d5	**123**	Q	108		23-120
2-Fluorobiphenyl	103		90		30-120
2,4,6-Tribromophenol	118		105		10-136
4-Terphenyl-d14	109		94		18-120

Lab Control Sample Analysis

Batch Quality Control

Project Name: 1111 ELMWOOD AVE.

Project Number: 0369-018-001-003

Lab Number: L1803180

Report Date: 02/05/18

Parameter	LCS %Recovery	Qual	LCSD %Recovery	Qual	%Recovery Limits	RPD	Qual	RPD Limits
Semivolatile Organics by GC/MS - Westborough Lab Associated sample(s): 01 Batch: WG1085622-2 WG1085622-3								
Acenaphthene	75		76		31-137	1		50
Hexachlorobenzene	74		76		40-140	3		50
Bis(2-chloroethyl)ether	74		74		40-140	0		50
2-Chloronaphthalene	74		76		40-140	3		50
3,3'-Dichlorobenzidine	**39**	Q	**39**	Q	40-140	0		50
2,4-Dinitrotoluene	93		98		40-132	5		50
2,6-Dinitrotoluene	86		92		40-140	7		50
Fluoranthene	76		80		40-140	5		50
4-Chlorophenyl phenyl ether	73		75		40-140	3		50
4-Bromophenyl phenyl ether	72		74		40-140	3		50
Bis(2-chloroisopropyl)ether	71		71		40-140	0		50
Bis(2-chloroethoxy)methane	77		84		40-117	9		50
Hexachlorobutadiene	65		67		40-140	3		50
Hexachlorocyclopentadiene	47		48		40-140	2		50
Hexachloroethane	68		68		40-140	0		50
Isophorone	77		83		40-140	8		50
Naphthalene	73		74		40-140	1		50
Nitrobenzene	80		81		40-140	1		50
NDPA/DPA	76		77		36-157	1		50
n-Nitrosodi-n-propylamine	76		78		32-121	3		50
Bis(2-ethylhexyl)phthalate	75		76		40-140	1		50
Butyl benzyl phthalate	77		78		40-140	1		50
Di-n-butylphthalate	75		74		40-140	1		50

Lab Control Sample Analysis

Batch Quality Control

Project Name: 1111 ELMWOOD AVE.

Project Number: 0369-018-001-003

Lab Number: L1803180

Report Date: 02/05/18

Parameter	LCS %Recovery	Qual	LCSD %Recovery	Qual	%Recovery Limits	RPD	Qual	RPD Limits
Semivolatile Organics by GC/MS - Westborough Lab Associated sample(s): 01 Batch: WG1085622-2 WG1085622-3								
Di-n-octylphthalate	73		74		40-140	1		50
Diethyl phthalate	73		76		40-140	4		50
Dimethyl phthalate	74		79		40-140	7		50
Benzo(a)anthracene	73		75		40-140	3		50
Benzo(a)pyrene	74		74		40-140	0		50
Benzo(b)fluoranthene	74		74		40-140	0		50
Benzo(k)fluoranthene	76		75		40-140	1		50
Chrysene	74		75		40-140	1		50
Acenaphthylene	76		81		40-140	6		50
Anthracene	77		79		40-140	3		50
Benzo(ghi)perylene	76		75		40-140	1		50
Fluorene	74		77		40-140	4		50
Phenanthrene	76		75		40-140	1		50
Dibenzo(a,h)anthracene	75		76		40-140	1		50
Indeno(1,2,3-cd)pyrene	73		73		40-140	0		50
Pyrene	76		79		35-142	4		50
Biphenyl	78		80		54-104	3		50
4-Chloroaniline	46		42		40-140	9		50
2-Nitroaniline	92		94		47-134	2		50
3-Nitroaniline	68		67		26-129	1		50
4-Nitroaniline	86		90		41-125	5		50
Dibenzofuran	75		76		40-140	1		50
2-Methylnaphthalene	74		76		40-140	3		50

Lab Control Sample Analysis

Batch Quality Control

Project Name: 1111 ELMWOOD AVE.

Project Number: 0369-018-001-003

Lab Number: L1803180

Report Date: 02/05/18

Parameter	LCS %Recovery	Qual	LCSD %Recovery	Qual	%Recovery Limits	RPD	Qual	RPD Limits
Semivolatile Organics by GC/MS - Westborough Lab Associated sample(s): 01 Batch: WG1085622-2 WG1085622-3								
1,2,4,5-Tetrachlorobenzene	71		70		40-117	1		50
Acetophenone	67		67		14-144	0		50
2,4,6-Trichlorophenol	67		69		30-130	3		50
p-Chloro-m-cresol	76		80		26-103	5		50
2-Chlorophenol	73		76		25-102	4		50
2,4-Dichlorophenol	78		86		30-130	10		50
2,4-Dimethylphenol	79		88		30-130	11		50
2-Nitrophenol	89		98		30-130	10		50
4-Nitrophenol	82		88		11-114	7		50
2,4-Dinitrophenol	34		41		4-130	19		50
4,6-Dinitro-o-cresol	78		84		10-130	7		50
Pentachlorophenol	41		46		17-109	11		50
Phenol	73		74		26-90	1		50
2-Methylphenol	79		83		30-130.	5		50
3-Methylphenol/4-Methylphenol	80		82		30-130	2		50
2,4,5-Trichlorophenol	71		73		30-130	3		50
Carbazole	78		80		54-128	3		50
Atrazine	84		86		40-140	2		50
Benzaldehyde	63		64		40-140	2		50
Caprolactam	73		75		15-130	3		50
2,3,4,6-Tetrachlorophenol	67		70		40-140	4		50

Lab Control Sample Analysis

Batch Quality Control

Project Name: 1111 ELMWOOD AVE.

Project Number: 0369-018-001-003

Lab Number: L1803180

Report Date: 02/05/18

Parameter	LCS %Recovery	Qual	LCSD %Recovery	Qual	%Recovery Limits	RPD	Qual	RPD Limits
Semivolatile Organics by GC/MS - Westborough Lab Associated sample(s): 01 Batch: WG1085622-2 WG1085622-3								

Surrogate	LCS %Recovery	Qual	LCSD %Recovery	Qual	Acceptance Criteria
2-Fluorophenol	68		71		25-120
Phenol-d6	72		74		10-120
Nitrobenzene-d5	71		73		23-120
2-Fluorobiphenyl	64		65		30-120
2,4,6-Tribromophenol	62		63		10-136
4-Terphenyl-d14	64		66		18-120

Matrix Spike Analysis

Batch Quality Control

Project Name: 1111 ELMWOOD AVE.

Project Number: 0369-018-001-003

Lab Number: L1803180

Report Date: 02/05/18

Parameter	Native Sample	MS Added	MS Found	MS %Recovery	Qual	MSD Found	MSD %Recovery	Qual	Recovery Limits	RPD	Qual	RPD Limits
Semivolatile Organics by GC/MS - Westborough Lab Associated sample(s): 02-07 QC Batch ID: WG1085457-4 WG1085457-5 QC Sample: L1803180-03 Client ID: RI-TP-8 (3-5)												
Acenaphthene	ND	1530	970	63		900	59		31-137	7		50
Hexachlorobenzene	ND	1530	910	59		870	57		40-140	4		50
Bis(2-chloroethyl)ether	ND	1530	1100	72		1100	72		40-140	0		50
2-Chloronaphthalene	ND	1530	960	63		940	61		40-140	2		50
3,3'-Dichlorobenzidine	ND	1530	620	40		600	**39**	Q	40-140	3		50
2,4-Dinitrotoluene	ND	1530	1200	78		1200	78		40-132	0		50
2,6-Dinitrotoluene	ND	1530	1200	78		1200	78		40-140	0		50
Fluoranthene	ND	1530	930	61		810	53		40-140	14		50
4-Chlorophenyl phenyl ether	ND	1530	920	60		860	56		40-140	7		50
4-Bromophenyl phenyl ether	ND	1530	920	60		870	57		40-140	6		50
Bis(2-chloroisopropyl)ether	ND	1530	1100	72		1000	65		40-140	10		50
Bis(2-chloroethoxy)methane	ND	1530	1100	72		1100	72		40-117	0		50
Hexachlorobutadiene	ND	1530	900	59		830	54		40-140	8		50
Hexachlorocyclopentadiene	ND	1530	340J	**22**	Q	310J	**20**	Q	40-140	9		50
Hexachloroethane	ND	1530	960	63		910	59		40-140	5		50
Isophorone	ND	1530	1100	72		1100	72		40-140	0		50
Naphthalene	ND	1530	1000	65		970	63		40-140	3		50
Nitrobenzene	ND	1530	1200	78		1200	78		40-140	0		50
NDPA/DPA	ND	1530	970	63		910	59		36-157	6		50
n-Nitrosodi-n-propylamine	ND	1530	1100	72		1100	72		32-121	0		50
Bis(2-ethylhexyl)phthalate	ND	1530	1000	65		990	65		40-140	1		50
Butyl benzyl phthalate	ND	1530	960	63		840	55		40-140	13		50
Di-n-butylphthalate	ND	1530	960	63		890	58		40-140	8		50

Matrix Spike Analysis

Batch Quality Control

Project Name: 1111 ELMWOOD AVE.

Project Number: 0369-018-001-003

Lab Number: L1803180

Report Date: 02/05/18

Parameter	Native Sample	MS Added	MS Found	MS %Recovery	Qual	MSD Found	MSD %Recovery	Qual	Recovery Limits	RPD	Qual	RPD Limits
Semivolatile Organics by GC/MS - Westborough Lab Associated sample(s): 02-07 QC Batch ID: WG1085457-4 WG1085457-5 QC Sample: L1803180-03 Client ID: RI-TP-8 (3-5)												
Di-n-octylphthalate	ND	1530	1000	65		940	61		40-140	6		50
Diethyl phthalate	ND	1530	970	63		900	59		40-140	7		50
Dimethyl phthalate	ND	1530	1000	65		1000	65		40-140	0		50
Benzo(a)anthracene	ND	1530	920	60		840	55		40-140	9		50
Benzo(a)pyrene	ND	1530	850	56		740	48		40-140	14		50
Benzo(b)fluoranthene	ND	1530	880	57		770	50		40-140	13		50
Benzo(k)fluoranthene	ND	1530	880	57		760	50		40-140	15		50
Chrysene	ND	1530	920	60		840	55		40-140	9		50
Acenaphthylene	ND	1530	980	64		970	63		40-140	1		50
Anthracene	ND	1530	970	63		890	58		40-140	9		50
Benzo(ghi)perylene	ND	1530	850	56		760	50		40-140	11		50
Fluorene	ND	1530	960	63		900	59		40-140	6		50
Phenanthrene	ND	1530	940	61		870	57		40-140	8		50
Dibenzo(a,h)anthracene	ND	1530	880	57		800	52		40-140	10		50
Indeno(1,2,3-cd)pyrene	ND	1530	870	57		780	51		40-140	11		50
Pyrene	ND	1530	920	60		810	53		35-142	13		50
Biphenyl	ND	1530	1000	65		980	64		54-104	2		50
4-Chloroaniline	ND	1530	560	**37**	Q	600	**39**	Q	40-140	7		50
2-Nitroaniline	ND	1530	1300	85		1300	85		47-134	0		50
3-Nitroaniline	ND	1530	1100	72		1100	72		26-129	0		50
4-Nitroaniline	ND	1530	1200	78		1200	78		41-125	0		50
Dibenzofuran	ND	1530	960	63		900	59		40-140	6		50
2-Methylnaphthalene	ND	1530	990	65		950	62		40-140	4		50

Matrix Spike Analysis

Batch Quality Control

Project Name: 1111 ELMWOOD AVE.

Project Number: 0369-018-001-003

Lab Number: L1803180

Report Date: 02/05/18

Parameter	Native Sample	MS Added	MS Found	MS %Recovery	Qual	MSD Found	MSD %Recovery	Qual	Recovery Limits	RPD	Qual	RPD Limits
Semivolatile Organics by GC/MS - Westborough Lab Associated sample(s): 02-07 QC Batch ID: WG1085457-4 WG1085457-5 QC Sample: L1803180-03 Client ID: RI-TP-8 (3-5)												
1,2,4,5-Tetrachlorobenzene	ND	1530	940	61		900	59		40-117	4		50
Acetophenone	ND	1530	990	65		980	64		14-144	1		50
2,4,6-Trichlorophenol	ND	1530	1000	65		960	63		30-130	4		50
p-Chloro-m-cresol	ND	1530	1100	72		1000	65		26-103	10		50
2-Chlorophenol	ND	1530	1100	72		1100	72		25-102	0		50
2,4-Dichlorophenol	ND	1530	1100	72		1100	72		30-130	0		50
2,4-Dimethylphenol	ND	1530	1000	65		1000	65		30-130	0		50
2-Nitrophenol	ND	1530	1300	85		1400	91		30-130	7		50
4-Nitrophenol	ND	1530	1200	78		1000	65		11-114	18		50
2,4-Dinitrophenol	ND	1530	190J	12		ND	**0**	Q	4-130	NC		50
4,6-Dinitro-o-cresol	ND	1530	590	39		500	33		10-130	17		50
Pentachlorophenol	ND	1530	770	50		600	39		17-109	25		50
Phenol	ND	1530	1000	65		1000	65		26-90	0		50
2-Methylphenol	ND	1530	1100	72		1100	72		30-130.	0		50
3-Methylphenol/4-Methylphenol	ND	1530	1100	72		1100	72		30-130	0		50
2,4,5-Trichlorophenol	ND	1530	1000	65		1000	65		30-130	0		50
Carbazole	ND	1530	1000	65		920	60		54-128	8		50
Atrazine	ND	1530	1000	65		1100	72		40-140	10		50
Benzaldehyde	ND	1530	990	65		940	61		40-140	5		50
Caprolactam	ND	1530	930	61		910	59		15-130	2		50
2,3,4,6-Tetrachlorophenol	ND	1530	970	63		880	57		40-140	10		50

Matrix Spike Analysis

Batch Quality Control

Project Name: 1111 ELMWOOD AVE.

Project Number: 0369-018-001-003

Lab Number: L1803180

Report Date: 02/05/18

Parameter	*Native Sample*	*MS Added*	*MS Found*	*MS %Recovery*	*Qual*	*MSD Found*	*MSD %Recovery*	*Qual*	*Recovery Limits*	*RPD*	*Qual*	*RPD Limits*
Semivolatile Organics by GC/MS - Westborough Lab Associated sample(s): 02-07 QC Batch ID: WG1085457-4 WG1085457-5 QC Sample: L1803180-03 Client ID: RI-TP-8 (3-5)												

Surrogate	*MS % Recovery*	*MS Qualifier*	*MSD % Recovery*	*MSD Qualifier*	*Acceptance Criteria*
2,4,6-Tribromophenol	61		62		10-136
2-Fluorobiphenyl	57		59		30-120
2-Fluorophenol	72		73		25-120
4-Terphenyl-d14	54		51		18-120
Nitrobenzene-d5	78		82		23-120
Phenol-d6	71		75		10-120

PCBS

Project Name: 1111 ELMWOOD AVE.
Project Number: 0369-018-001-003
Lab Number: L1803180
Report Date: 02/05/18

SAMPLE RESULTS

Lab ID: L1803180-01
Client ID: RI-TP-5 (0-2)
Sample Location: BUFFALO, NY
Sample Depth:
Matrix: Soil
Analytical Method: 1,8082A
Analytical Date: 02/02/18 19:27
Analyst: AF
Percent Solids: 72%

Date Collected: 01/29/18 11:06
Date Received: 01/29/18
Field Prep: Not Specified

Extraction Method: EPA 3546
Extraction Date: 01/31/18 20:37
Cleanup Method: EPA 3665A
Cleanup Date: 02/01/18
Cleanup Method: EPA 3660B
Cleanup Date: 01/31/18

Parameter	Result	Qualifier	Units	RL	MDL	Dilution Factor	Column
Polychlorinated Biphenyls by GC - Westborough Lab							
Aroclor 1016	ND		ug/kg	45.2	5.12	1	A
Aroclor 1221	ND		ug/kg	45.2	6.87	1	A
Aroclor 1232	ND		ug/kg	45.2	4.44	1	A
Aroclor 1242	ND		ug/kg	45.2	5.53	1	A
Aroclor 1248	ND		ug/kg	45.2	5.07	1	A
Aroclor 1254	ND		ug/kg	45.2	3.68	1	A
Aroclor 1260	17.8	J	ug/kg	45.2	4.72	1	B
Aroclor 1262	ND		ug/kg	45.2	3.71	1	A
Aroclor 1268	ND		ug/kg	45.2	3.20	1	A
PCBs, Total	17.8	J	ug/kg	45.2	3.20	1	B

Surrogate	% Recovery	Qualifier	Acceptance Criteria	Column
2,4,5,6-Tetrachloro-m-xylene	79		30-150	A
Decachlorobiphenyl	75		30-150	A
2,4,5,6-Tetrachloro-m-xylene	76		30-150	B
Decachlorobiphenyl	85		30-150	B

Project Name: 1111 ELMWOOD AVE.
Project Number: 0369-018-001-003

Lab Number: L1803180
Report Date: 02/05/18

Method Blank Analysis
Batch Quality Control

Analytical Method: 1,8082A
Analytical Date: 02/01/18 10:31
Analyst: HT

Extraction Method: EPA 3546
Extraction Date: 01/31/18 10:39
Cleanup Method: EPA 3665A
Cleanup Date: 01/31/18
Cleanup Method: EPA 3660B
Cleanup Date: 01/31/18

Parameter	Result	Qualifier	Units	RL	MDL	Column
Polychlorinated Biphenyls by GC - Westborough Lab for sample(s): 01 Batch: WG1085403-1						
Aroclor 1016	ND		ug/kg	31.9	3.62	A
Aroclor 1221	ND		ug/kg	31.9	4.85	A
Aroclor 1232	ND		ug/kg	31.9	3.14	A
Aroclor 1242	ND		ug/kg	31.9	3.90	A
Aroclor 1248	ND		ug/kg	31.9	3.58	A
Aroclor 1254	ND		ug/kg	31.9	2.60	A
Aroclor 1260	ND		ug/kg	31.9	3.33	A
Aroclor 1262	ND		ug/kg	31.9	2.62	A
Aroclor 1268	ND		ug/kg	31.9	2.26	A
PCBs, Total	ND		ug/kg	31.9	2.26	A

Surrogate	%Recovery	Qualifier	Acceptance Criteria	Column
2,4,5,6-Tetrachloro-m-xylene	64		30-150	A
Decachlorobiphenyl	50		30-150	A
2,4,5,6-Tetrachloro-m-xylene	74		30-150	B
Decachlorobiphenyl	63		30-150	B

Lab Control Sample Analysis

Batch Quality Control

Project Name: 1111 ELMWOOD AVE.

Project Number: 0369-018-001-003

Lab Number: L1803180

Report Date: 02/05/18

Parameter	LCS %Recovery	Qual	LCSD %Recovery	Qual	%Recovery Limits	RPD	Qual	RPD Limits	Column
Polychlorinated Biphenyls by GC - Westborough Lab Associated sample(s): 01 Batch: WG1085403-2 WG1085403-3									
Aroclor 1016	75		71		40-140	5		50	A
Aroclor 1260	76		83		40-140	9		50	A

Surrogate	LCS %Recovery	Qual	LCSD %Recovery	Qual	Acceptance Criteria	Column
2,4,5,6-Tetrachloro-m-xylene	81		77		30-150	A
Decachlorobiphenyl	54		58		30-150	A
2,4,5,6-Tetrachloro-m-xylene	86		82		30-150	B
Decachlorobiphenyl	72		68		30-150	B

PESTICIDES

Project Name: 1111 ELMWOOD AVE.
Project Number: 0369-018-001-003
Lab Number: L1803180
Report Date: 02/05/18

SAMPLE RESULTS

Lab ID: L1803180-01
Client ID: RI-TP-5 (0-2)
Sample Location: BUFFALO, NY
Sample Depth:
Matrix: Soil
Analytical Method: 1,8081B
Analytical Date: 02/02/18 23:40
Analyst: JW
Percent Solids: 72%

Date Collected: 01/29/18 11:06
Date Received: 01/29/18
Field Prep: Not Specified

Extraction Method: EPA 3546
Extraction Date: 01/31/18 20:41
Cleanup Method: EPA 3620B
Cleanup Date: 02/01/18

Parameter	Result	Qualifier	Units	RL	MDL	Dilution Factor	Column
Organochlorine Pesticides by GC - Westborough Lab							
Delta-BHC	ND		ug/kg	2.13	0.418	1	A
Lindane	ND		ug/kg	0.889	0.398	1	A
Alpha-BHC	ND		ug/kg	0.889	0.253	1	A
Beta-BHC	ND		ug/kg	2.13	0.809	1	A
Heptachlor	ND		ug/kg	1.07	0.478	1	A
Aldrin	ND		ug/kg	2.13	0.752	1	A
Heptachlor epoxide	ND		ug/kg	4.00	1.20	1	A
Endrin	ND		ug/kg	0.889	0.365	1	A
Endrin aldehyde	ND		ug/kg	2.67	0.934	1	A
Endrin ketone	ND		ug/kg	2.13	0.550	1	A
Dieldrin	0.730	J	ug/kg	1.33	0.667	1	A
4,4'-DDE	1.88	J	ug/kg	2.13	0.494	1	B
4,4'-DDD	ND		ug/kg	2.13	0.761	1	A
4,4'-DDT	6.60		ug/kg	4.00	1.72	1	B
Endosulfan I	ND		ug/kg	2.13	0.504	1	A
Endosulfan II	ND		ug/kg	2.13	0.713	1	A
Endosulfan sulfate	ND		ug/kg	0.889	0.423	1	A
Methoxychlor	ND		ug/kg	4.00	1.24	1	A
Toxaphene	ND		ug/kg	40.0	11.2	1	A
cis-Chlordane	ND		ug/kg	2.67	0.744	1	A
trans-Chlordane	ND		ug/kg	2.67	0.704	1	A
Chlordane	ND		ug/kg	17.3	7.07	1	A

Surrogate	% Recovery	Qualifier	Acceptance Criteria	Column
2,4,5,6-Tetrachloro-m-xylene	82		30-150	B
Decachlorobiphenyl	84		30-150	B
2,4,5,6-Tetrachloro-m-xylene	80		30-150	A
Decachlorobiphenyl	83		30-150	A

Project Name: 1111 ELMWOOD AVE.
Lab Number: L1803180
Project Number: 0369-018-001-003
Report Date: 02/05/18

SAMPLE RESULTS

Lab ID: L1803180-01
Client ID: RI-TP-5 (0-2)
Sample Location: BUFFALO, NY
Sample Depth:
Matrix: Soil
Analytical Method: 1,8151A
Analytical Date: 02/02/18 05:51
Analyst: SL
Percent Solids: 72%
Methylation Date: 02/01/18 03:17

Date Collected: 01/29/18 11:06
Date Received: 01/29/18
Field Prep: Not Specified

Extraction Method: EPA 8151A
Extraction Date: 01/31/18 00:39

Parameter	Result	Qualifier	Units	RL	MDL	Dilution Factor	Column
Chlorinated Herbicides by GC - Westborough Lab							
2,4-D	ND		ug/kg	227	14.3	1	A
2,4,5-T	ND		ug/kg	227	7.04	1	A
2,4,5-TP (Silvex)	ND		ug/kg	227	6.04	1	A

Surrogate	% Recovery	Qualifier	Acceptance Criteria	Column
DCAA	124		30-150	A
DCAA	113		30-150	B

Project Name: 1111 ELMWOOD AVE. **Lab Number:** L1803180

Project Number: 0369-018-001-003 **Report Date:** 02/05/18

Method Blank Analysis
Batch Quality Control

Analytical Method: 1,8151A
Analytical Date: 02/02/18 01:27
Analyst: SL

Extraction Method: EPA 8151A
Extraction Date: 01/31/18 00:39

Methylation Date: 02/01/18 03:17

Parameter	Result	Qualifier	Units	RL	MDL	Column
Chlorinated Herbicides by GC - Westborough Lab for sample(s): 01 Batch: WG1085251-1						
2,4-D	ND		ug/kg	162	10.2	A
2,4,5-T	ND		ug/kg	162	5.02	A
2,4,5-TP (Silvex)	ND		ug/kg	162	4.30	A

Surrogate	%Recovery	Qualifier	Acceptance Criteria	Column
DCAA	102		30-150	A
DCAA	106		30-150	B

Project Name: 1111 ELMWOOD AVE.
Project Number: 0369-018-001-003

Lab Number: L1803180
Report Date: 02/05/18

Method Blank Analysis
Batch Quality Control

Analytical Method: 1,8081B
Analytical Date: 01/31/18 11:17
Analyst: KEG

Extraction Method: EPA 3546
Extraction Date: 01/31/18 00:47
Cleanup Method: EPA 3620B
Cleanup Date: 01/31/18

Parameter	Result	Qualifier	Units	RL	MDL	Column
Organochlorine Pesticides by GC - Westborough Lab for sample(s): 01 Batch: WG1085272-1						
Delta-BHC	ND		ug/kg	1.52	0.297	A
Lindane	ND		ug/kg	0.633	0.283	A
Alpha-BHC	ND		ug/kg	0.633	0.180	A
Beta-BHC	ND		ug/kg	1.52	0.576	A
Heptachlor	ND		ug/kg	0.759	0.340	A
Aldrin	ND		ug/kg	1.52	0.535	A
Heptachlor epoxide	ND		ug/kg	2.85	0.854	A
Endrin	ND		ug/kg	0.633	0.259	A
Endrin aldehyde	ND		ug/kg	1.90	0.664	A
Endrin ketone	ND		ug/kg	1.52	0.391	A
Dieldrin	ND		ug/kg	0.949	0.475	A
4,4'-DDE	ND		ug/kg	1.52	0.351	A
4,4'-DDD	ND		ug/kg	1.52	0.542	A
4,4'-DDT	ND		ug/kg	2.85	1.22	A
Endosulfan I	ND		ug/kg	1.52	0.359	A
Endosulfan II	ND		ug/kg	1.52	0.508	A
Endosulfan sulfate	ND		ug/kg	0.633	0.301	A
Methoxychlor	ND		ug/kg	2.85	0.886	A
Toxaphene	ND		ug/kg	28.5	7.97	A
cis-Chlordane	ND		ug/kg	1.90	0.529	A
trans-Chlordane	ND		ug/kg	1.90	0.501	A
Chlordane	ND		ug/kg	12.3	5.03	A

Project Name: 1111 ELMWOOD AVE.
Project Number: 0369-018-001-003

Lab Number: L1803180
Report Date: 02/05/18

Method Blank Analysis
Batch Quality Control

Analytical Method: 1,8081B
Analytical Date: 01/31/18 11:17
Analyst: KEG

Extraction Method: EPA 3546
Extraction Date: 01/31/18 00:47
Cleanup Method: EPA 3620B
Cleanup Date: 01/31/18

Parameter	Result	Qualifier	Units	RL	MDL	Column
Organochlorine Pesticides by GC - Westborough Lab for sample(s): 01 Batch: WG1085272-1						

Surrogate	%Recovery	Qualifier	Acceptance Criteria	Column
2,4,5,6-Tetrachloro-m-xylene	92		30-150	B
Decachlorobiphenyl	119		30-150	B
2,4,5,6-Tetrachloro-m-xylene	107		30-150	A
Decachlorobiphenyl	86		30-150	A

Lab Control Sample Analysis
Batch Quality Control

Project Name: 1111 ELMWOOD AVE.
Project Number: 0369-018-001-003

Lab Number: L1803180
Report Date: 02/05/18

Parameter	LCS %Recovery	Qual	LCSD %Recovery	Qual	%Recovery Limits	RPD	Qual	RPD Limits	Column
Chlorinated Herbicides by GC - Westborough Lab Associated sample(s): 01 Batch: WG1085251-2 WG1085251-3									
2,4-D	132		111		30-150	17		30	A
2,4,5-T	102		90		30-150	13		30	A
2,4,5-TP (Silvex)	112		93		30-150	19		30	A

Surrogate	LCS %Recovery	Qual	LCSD %Recovery	Qual	Acceptance Criteria	Column
DCAA	114		104		30-150	A
DCAA	111		112		30-150	B

Lab Control Sample Analysis

Batch Quality Control

Project Name: 1111 ELMWOOD AVE.

Project Number: 0369-018-001-003

Lab Number: L1803180

Report Date: 02/05/18

Parameter	LCS %Recovery	Qual	LCSD %Recovery	Qual	%Recovery Limits	RPD	Qual	RPD Limits	Column
Organochlorine Pesticides by GC - Westborough Lab Associated sample(s): 01 Batch: WG1085272-2 WG1085272-3									
Delta-BHC	96		72		30-150	29		30	A
Lindane	88		70		30-150	23		30	A
Alpha-BHC	97		77		30-150	23		30	A
Beta-BHC	92		74		30-150	22		30	A
Heptachlor	107		85		30-150	23		30	A
Aldrin	95		78		30-150	20		30	A
Heptachlor epoxide	93		73		30-150	24		30	A
Endrin	103		81		30-150	24		30	A
Endrin aldehyde	98		65		30-150	**40**	Q	30	A
Endrin ketone	115		78		30-150	**38**	Q	30	A
Dieldrin	112		86		30-150	26		30	A
4,4'-DDE	97		78		30-150	22		30	A
4,4'-DDD	96		75		30-150	25		30	A
4,4'-DDT	115		91		30-150	23		30	A
Endosulfan I	99		80		30-150	21		30	A
Endosulfan II	106		77		30-150	**32**	Q	30	A
Endosulfan sulfate	102		68		30-150	**40**	Q	30	A
Methoxychlor	114		85		30-150	29		30	A
cis-Chlordane	86		71		30-150	19		30	A
trans-Chlordane	62		47		30-150	28		30	A

Lab Control Sample Analysis

Batch Quality Control

Project Name: 1111 ELMWOOD AVE.

Project Number: 0369-018-001-003

Lab Number: L1803180

Report Date: 02/05/18

Parameter	LCS %Recovery	Qual	LCSD %Recovery	Qual	%Recovery Limits	RPD	Qual	RPD Limits
Organochlorine Pesticides by GC - Westborough Lab Associated sample(s): 01 Batch: WG1085272-2 WG1085272-3								

Surrogate	LCS %Recovery	Qual	LCSD %Recovery	Qual	Acceptance Criteria	Column
2,4,5,6-Tetrachloro-m-xylene	89		72		30-150	B
Decachlorobiphenyl	117		89		30-150	B
2,4,5,6-Tetrachloro-m-xylene	100		79		30-150	A
Decachlorobiphenyl	99		82		30-150	A

METALS

Project Name: 1111 ELMWOOD AVE.
Lab Number: L1803180
Project Number: 0369-018-001-003
Report Date: 02/05/18

SAMPLE RESULTS

Lab ID: L1803180-01
Client ID: RI-TP-5 (0-2)
Sample Location: BUFFALO, NY
Sample Depth:
Matrix: Soil
Percent Solids: 72%

Date Collected: 01/29/18 11:06
Date Received: 01/29/18
Field Prep: Not Specified

Parameter	Result	Qualifier	Units	RL	MDL	Dilution Factor	Date Prepared	Date Analyzed	Prep Method	Analytical Method	Analyst
Total Metals - Mansfield Lab											
Aluminum, Total	9240		mg/kg	10.7	2.88	2	01/31/18 12:30	02/02/18 19:18	EPA 3050B	1,6010C	AB
Antimony, Total	7.10		mg/kg	5.34	0.406	2	01/31/18 12:30	02/02/18 19:18	EPA 3050B	1,6010C	AB
Arsenic, Total	15.4		mg/kg	1.07	0.222	2	01/31/18 12:30	02/02/18 19:18	EPA 3050B	1,6010C	AB
Barium, Total	934		mg/kg	1.07	0.186	2	01/31/18 12:30	02/02/18 19:18	EPA 3050B	1,6010C	AB
Beryllium, Total	0.427	J	mg/kg	0.534	0.035	2	01/31/18 12:30	02/02/18 19:18	EPA 3050B	1,6010C	AB
Cadmium, Total	3.60		mg/kg	1.07	0.105	2	01/31/18 12:30	02/02/18 19:18	EPA 3050B	1,6010C	AB
Calcium, Total	33200		mg/kg	10.7	3.74	2	01/31/18 12:30	02/02/18 19:18	EPA 3050B	1,6010C	AB
Chromium, Total	18.4		mg/kg	1.07	0.102	2	01/31/18 12:30	02/02/18 19:18	EPA 3050B	1,6010C	AB
Cobalt, Total	6.81		mg/kg	2.14	0.177	2	01/31/18 12:30	02/02/18 19:18	EPA 3050B	1,6010C	AB
Copper, Total	104		mg/kg	1.07	0.276	2	01/31/18 12:30	02/02/18 19:18	EPA 3050B	1,6010C	AB
Iron, Total	20600		mg/kg	5.34	0.964	2	01/31/18 12:30	02/02/18 19:18	EPA 3050B	1,6010C	AB
Lead, Total	10100		mg/kg	5.34	0.286	2	01/31/18 12:30	02/02/18 19:18	EPA 3050B	1,6010C	AB
Magnesium, Total	6270		mg/kg	10.7	1.64	2	01/31/18 12:30	02/02/18 19:18	EPA 3050B	1,6010C	AB
Manganese, Total	278		mg/kg	1.07	0.170	2	01/31/18 12:30	02/02/18 19:18	EPA 3050B	1,6010C	AB
Mercury, Total	0.15		mg/kg	0.09	0.02	1	01/31/18 08:00	02/01/18 21:16	EPA 7471B	1,7471B	EA
Nickel, Total	14.3		mg/kg	2.67	0.258	2	01/31/18 12:30	02/02/18 19:18	EPA 3050B	1,6010C	AB
Potassium, Total	958		mg/kg	267	15.4	2	01/31/18 12:30	02/02/18 19:18	EPA 3050B	1,6010C	AB
Selenium, Total	ND		mg/kg	2.14	0.276	2	01/31/18 12:30	02/02/18 19:18	EPA 3050B	1,6010C	AB
Silver, Total	0.705	J	mg/kg	1.07	0.302	2	01/31/18 12:30	02/02/18 19:18	EPA 3050B	1,6010C	AB
Sodium, Total	152	J	mg/kg	214	3.36	2	01/31/18 12:30	02/02/18 19:18	EPA 3050B	1,6010C	AB
Thallium, Total	ND		mg/kg	2.14	0.336	2	01/31/18 12:30	02/02/18 19:18	EPA 3050B	1,6010C	AB
Vanadium, Total	24.2		mg/kg	1.07	0.217	2	01/31/18 12:30	02/02/18 19:18	EPA 3050B	1,6010C	AB
Zinc, Total	2530		mg/kg	5.34	0.313	2	01/31/18 12:30	02/02/18 19:18	EPA 3050B	1,6010C	AB

Project Name: 1111 ELMWOOD AVE.
Lab Number: L1803180
Project Number: 0369-018-001-003
Report Date: 02/05/18

SAMPLE RESULTS

Lab ID: L1803180-02
Client ID: RI-TP-5 (8-10)
Sample Location: BUFFALO, NY
Sample Depth:
Matrix: Soil
Percent Solids: 86%

Date Collected: 01/29/18 11:13
Date Received: 01/29/18
Field Prep: Not Specified

Parameter	Result	Qualifier	Units	RL	MDL	Dilution Factor	Date Prepared	Date Analyzed	Prep Method	Analytical Method	Analyst
Total Metals - Mansfield Lab											
Aluminum, Total	6160		mg/kg	8.82	2.38	2	01/31/18 12:30	02/02/18 19:23	EPA 3050B	1,6010C	AB
Antimony, Total	ND		mg/kg	4.41	0.335	2	01/31/18 12:30	02/02/18 19:23	EPA 3050B	1,6010C	AB
Arsenic, Total	2.83		mg/kg	0.882	0.183	2	01/31/18 12:30	02/02/18 19:23	EPA 3050B	1,6010C	AB
Barium, Total	55.1		mg/kg	0.882	0.153	2	01/31/18 12:30	02/02/18 19:23	EPA 3050B	1,6010C	AB
Beryllium, Total	0.247	J	mg/kg	0.441	0.029	2	01/31/18 12:30	02/02/18 19:23	EPA 3050B	1,6010C	AB
Cadmium, Total	0.653	J	mg/kg	0.882	0.086	2	01/31/18 12:30	02/02/18 19:23	EPA 3050B	1,6010C	AB
Calcium, Total	58700		mg/kg	8.82	3.09	2	01/31/18 12:30	02/02/18 19:23	EPA 3050B	1,6010C	AB
Chromium, Total	12.2		mg/kg	0.882	0.085	2	01/31/18 12:30	02/02/18 19:23	EPA 3050B	1,6010C	AB
Cobalt, Total	5.13		mg/kg	1.76	0.146	2	01/31/18 12:30	02/02/18 19:23	EPA 3050B	1,6010C	AB
Copper, Total	12.0		mg/kg	0.882	0.228	2	01/31/18 12:30	02/02/18 19:23	EPA 3050B	1,6010C	AB
Iron, Total	13000		mg/kg	4.41	0.796	2	01/31/18 12:30	02/02/18 19:23	EPA 3050B	1,6010C	AB
Lead, Total	9.41		mg/kg	4.41	0.236	2	01/31/18 12:30	02/02/18 19:23	EPA 3050B	1,6010C	AB
Magnesium, Total	20800		mg/kg	8.82	1.36	2	01/31/18 12:30	02/02/18 19:23	EPA 3050B	1,6010C	AB
Manganese, Total	348		mg/kg	0.882	0.140	2	01/31/18 12:30	02/02/18 19:23	EPA 3050B	1,6010C	AB
Mercury, Total	ND		mg/kg	0.10	0.02	1	01/31/18 08:00	02/01/18 21:18	EPA 7471B	1,7471B	EA
Nickel, Total	11.1		mg/kg	2.20	0.213	2	01/31/18 12:30	02/02/18 19:23	EPA 3050B	1,6010C	AB
Potassium, Total	979		mg/kg	220	12.7	2	01/31/18 12:30	02/02/18 19:23	EPA 3050B	1,6010C	AB
Selenium, Total	0.238	J	mg/kg	1.76	0.228	2	01/31/18 12:30	02/02/18 19:23	EPA 3050B	1,6010C	AB
Silver, Total	ND		mg/kg	0.882	0.250	2	01/31/18 12:30	02/02/18 19:23	EPA 3050B	1,6010C	AB
Sodium, Total	170	J	mg/kg	176	2.78	2	01/31/18 12:30	02/02/18 19:23	EPA 3050B	1,6010C	AB
Thallium, Total	ND		mg/kg	1.76	0.278	2	01/31/18 12:30	02/02/18 19:23	EPA 3050B	1,6010C	AB
Vanadium, Total	17.8		mg/kg	0.882	0.179	2	01/31/18 12:30	02/02/18 19:23	EPA 3050B	1,6010C	AB
Zinc, Total	56.3		mg/kg	4.41	0.258	2	01/31/18 12:30	02/02/18 19:23	EPA 3050B	1,6010C	AB

Project Name: 1111 ELMWOOD AVE.
Lab Number: L1803180
Project Number: 0369-018-001-003
Report Date: 02/05/18

SAMPLE RESULTS

Lab ID: L1803180-03
Client ID: RI-TP-8 (3-5)
Sample Location: BUFFALO, NY
Sample Depth:
Matrix: Soil
Percent Solids: 86%

Date Collected: 01/29/18 10:17
Date Received: 01/29/18
Field Prep: Not Specified

Parameter	Result	Qualifier	Units	RL	MDL	Dilution Factor	Date Prepared	Date Analyzed	Prep Method	Analytical Method	Analyst
Total Metals - Mansfield Lab											
Aluminum, Total	7560		mg/kg	9.26	2.50	2	01/31/18 12:30	02/02/18 18:55	EPA 3050B	1,6010C	AB
Antimony, Total	ND		mg/kg	4.63	0.352	2	01/31/18 12:30	02/02/18 18:55	EPA 3050B	1,6010C	AB
Arsenic, Total	3.70		mg/kg	0.926	0.193	2	01/31/18 12:30	02/02/18 18:55	EPA 3050B	1,6010C	AB
Barium, Total	70.7		mg/kg	0.926	0.161	2	01/31/18 12:30	02/02/18 18:55	EPA 3050B	1,6010C	AB
Beryllium, Total	0.324	J	mg/kg	0.463	0.031	2	01/31/18 12:30	02/02/18 18:55	EPA 3050B	1,6010C	AB
Cadmium, Total	0.741	J	mg/kg	0.926	0.091	2	01/31/18 12:30	02/02/18 18:55	EPA 3050B	1,6010C	AB
Calcium, Total	62700		mg/kg	9.26	3.24	2	01/31/18 12:30	02/02/18 18:55	EPA 3050B	1,6010C	AB
Chromium, Total	12.3		mg/kg	0.926	0.089	2	01/31/18 12:30	02/02/18 18:55	EPA 3050B	1,6010C	AB
Cobalt, Total	6.71		mg/kg	1.85	0.154	2	01/31/18 12:30	02/02/18 18:55	EPA 3050B	1,6010C	AB
Copper, Total	14.4		mg/kg	0.926	0.239	2	01/31/18 12:30	02/02/18 18:55	EPA 3050B	1,6010C	AB
Iron, Total	15800		mg/kg	4.63	0.836	2	01/31/18 12:30	02/02/18 18:55	EPA 3050B	1,6010C	AB
Lead, Total	9.94		mg/kg	4.63	0.248	2	01/31/18 12:30	02/02/18 18:55	EPA 3050B	1,6010C	AB
Magnesium, Total	20800		mg/kg	9.26	1.43	2	01/31/18 12:30	02/02/18 18:55	EPA 3050B	1,6010C	AB
Manganese, Total	403		mg/kg	0.926	0.147	2	01/31/18 12:30	02/02/18 18:55	EPA 3050B	1,6010C	AB
Mercury, Total	ND		mg/kg	0.08	0.02	1	01/31/18 08:00	02/01/18 21:05	EPA 7471B	1,7471B	EA
Nickel, Total	13.2		mg/kg	2.32	0.224	2	01/31/18 12:30	02/02/18 18:55	EPA 3050B	1,6010C	AB
Potassium, Total	1180		mg/kg	232	13.3	2	01/31/18 12:30	02/02/18 18:55	EPA 3050B	1,6010C	AB
Selenium, Total	ND		mg/kg	1.85	0.239	2	01/31/18 12:30	02/02/18 18:55	EPA 3050B	1,6010C	AB
Silver, Total	ND		mg/kg	0.926	0.262	2	01/31/18 12:30	02/02/18 18:55	EPA 3050B	1,6010C	AB
Sodium, Total	211		mg/kg	185	2.92	2	01/31/18 12:30	02/02/18 18:55	EPA 3050B	1,6010C	AB
Thallium, Total	ND		mg/kg	1.85	0.292	2	01/31/18 12:30	02/02/18 18:55	EPA 3050B	1,6010C	AB
Vanadium, Total	20.3		mg/kg	0.926	0.188	2	01/31/18 12:30	02/02/18 18:55	EPA 3050B	1,6010C	AB
Zinc, Total	55.1		mg/kg	4.63	0.271	2	01/31/18 12:30	02/02/18 18:55	EPA 3050B	1,6010C	AB

Project Name: 1111 ELMWOOD AVE.
Lab Number: L1803180
Project Number: 0369-018-001-003
Report Date: 02/05/18

SAMPLE RESULTS

Lab ID: L1803180-04
Client ID: RI-TP-8 (13-15)
Sample Location: BUFFALO, NY
Sample Depth:
Matrix: Soil
Percent Solids: 85%

Date Collected: 01/29/18 10:25
Date Received: 01/29/18
Field Prep: Not Specified

Parameter	Result	Qualifier	Units	RL	MDL	Dilution Factor	Date Prepared	Date Analyzed	Prep Method	Analytical Method	Analyst
Total Metals - Mansfield Lab											
Aluminum, Total	5340		mg/kg	8.86	2.39	2	01/31/18 12:30	02/02/18 19:28	EPA 3050B	1,6010C	AB
Antimony, Total	ND		mg/kg	4.43	0.336	2	01/31/18 12:30	02/02/18 19:28	EPA 3050B	1,6010C	AB
Arsenic, Total	2.33		mg/kg	0.886	0.184	2	01/31/18 12:30	02/02/18 19:28	EPA 3050B	1,6010C	AB
Barium, Total	56.6		mg/kg	0.886	0.154	2	01/31/18 12:30	02/02/18 19:28	EPA 3050B	1,6010C	AB
Beryllium, Total	0.212	J	mg/kg	0.443	0.029	2	01/31/18 12:30	02/02/18 19:28	EPA 3050B	1,6010C	AB
Cadmium, Total	0.576	J	mg/kg	0.886	0.087	2	01/31/18 12:30	02/02/18 19:28	EPA 3050B	1,6010C	AB
Calcium, Total	59000		mg/kg	8.86	3.10	2	01/31/18 12:30	02/02/18 19:28	EPA 3050B	1,6010C	AB
Chromium, Total	8.59		mg/kg	0.886	0.085	2	01/31/18 12:30	02/02/18 19:28	EPA 3050B	1,6010C	AB
Cobalt, Total	4.78		mg/kg	1.77	0.147	2	01/31/18 12:30	02/02/18 19:28	EPA 3050B	1,6010C	AB
Copper, Total	11.0		mg/kg	0.886	0.228	2	01/31/18 12:30	02/02/18 19:28	EPA 3050B	1,6010C	AB
Iron, Total	11200		mg/kg	4.43	0.800	2	01/31/18 12:30	02/02/18 19:28	EPA 3050B	1,6010C	AB
Lead, Total	9.10		mg/kg	4.43	0.237	2	01/31/18 12:30	02/02/18 19:28	EPA 3050B	1,6010C	AB
Magnesium, Total	21400		mg/kg	8.86	1.36	2	01/31/18 12:30	02/02/18 19:28	EPA 3050B	1,6010C	AB
Manganese, Total	343		mg/kg	0.886	0.141	2	01/31/18 12:30	02/02/18 19:28	EPA 3050B	1,6010C	AB
Mercury, Total	ND		mg/kg	0.09	0.02	1	01/31/18 08:00	02/01/18 21:20	EPA 7471B	1,7471B	EA
Nickel, Total	8.75		mg/kg	2.21	0.214	2	01/31/18 12:30	02/02/18 19:28	EPA 3050B	1,6010C	AB
Potassium, Total	909		mg/kg	221	12.8	2	01/31/18 12:30	02/02/18 19:28	EPA 3050B	1,6010C	AB
Selenium, Total	0.354	J	mg/kg	1.77	0.228	2	01/31/18 12:30	02/02/18 19:28	EPA 3050B	1,6010C	AB
Silver, Total	ND		mg/kg	0.886	0.251	2	01/31/18 12:30	02/02/18 19:28	EPA 3050B	1,6010C	AB
Sodium, Total	159	J	mg/kg	177	2.79	2	01/31/18 12:30	02/02/18 19:28	EPA 3050B	1,6010C	AB
Thallium, Total	ND		mg/kg	1.77	0.279	2	01/31/18 12:30	02/02/18 19:28	EPA 3050B	1,6010C	AB
Vanadium, Total	15.5		mg/kg	0.886	0.180	2	01/31/18 12:30	02/02/18 19:28	EPA 3050B	1,6010C	AB
Zinc, Total	54.0		mg/kg	4.43	0.260	2	01/31/18 12:30	02/02/18 19:28	EPA 3050B	1,6010C	AB

Project Name: 1111 ELMWOOD AVE.
Lab Number: L1803180
Project Number: 0369-018-001-003
Report Date: 02/05/18

SAMPLE RESULTS

Lab ID: L1803180-05
Client ID: BLIND DUP #2
Sample Location: BUFFALO, NY
Sample Depth:
Matrix: Soil
Percent Solids: 86%

Date Collected: 01/29/18 12:00
Date Received: 01/29/18
Field Prep: Not Specified

Parameter	Result	Qualifier	Units	RL	MDL	Dilution Factor	Date Prepared	Date Analyzed	Prep Method	Analytical Method	Analyst
Total Metals - Mansfield Lab											
Aluminum, Total	5990		mg/kg	9.04	2.44	2	01/31/18 12:30	02/02/18 20:11	EPA 3050B	1,6010C	AB
Antimony, Total	ND		mg/kg	4.52	0.344	2	01/31/18 12:30	02/02/18 20:11	EPA 3050B	1,6010C	AB
Arsenic, Total	2.64		mg/kg	0.904	0.188	2	01/31/18 12:30	02/02/18 20:11	EPA 3050B	1,6010C	AB
Barium, Total	57.1		mg/kg	0.904	0.157	2	01/31/18 12:30	02/02/18 20:11	EPA 3050B	1,6010C	AB
Beryllium, Total	0.244	J	mg/kg	0.452	0.030	2	01/31/18 12:30	02/02/18 20:11	EPA 3050B	1,6010C	AB
Cadmium, Total	0.597	J	mg/kg	0.904	0.089	2	01/31/18 12:30	02/02/18 20:11	EPA 3050B	1,6010C	AB
Calcium, Total	59700		mg/kg	9.04	3.16	2	01/31/18 12:30	02/02/18 20:11	EPA 3050B	1,6010C	AB
Chromium, Total	9.23		mg/kg	0.904	0.087	2	01/31/18 12:30	02/02/18 20:11	EPA 3050B	1,6010C	AB
Cobalt, Total	4.81		mg/kg	1.81	0.150	2	01/31/18 12:30	02/02/18 20:11	EPA 3050B	1,6010C	AB
Copper, Total	11.6		mg/kg	0.904	0.233	2	01/31/18 12:30	02/02/18 20:11	EPA 3050B	1,6010C	AB
Iron, Total	12200		mg/kg	4.52	0.817	2	01/31/18 12:30	02/02/18 20:11	EPA 3050B	1,6010C	AB
Lead, Total	9.18		mg/kg	4.52	0.242	2	01/31/18 12:30	02/02/18 20:11	EPA 3050B	1,6010C	AB
Magnesium, Total	22200		mg/kg	9.04	1.39	2	01/31/18 12:30	02/02/18 20:11	EPA 3050B	1,6010C	AB
Manganese, Total	350		mg/kg	0.904	0.144	2	01/31/18 12:30	02/02/18 20:11	EPA 3050B	1,6010C	AB
Mercury, Total	ND		mg/kg	0.09	0.02	1	01/31/18 08:00	02/01/18 21:22	EPA 7471B	1,7471B	EA
Nickel, Total	9.04		mg/kg	2.26	0.219	2	01/31/18 12:30	02/02/18 20:11	EPA 3050B	1,6010C	AB
Potassium, Total	1030		mg/kg	226	13.0	2	01/31/18 12:30	02/02/18 20:11	EPA 3050B	1,6010C	AB
Selenium, Total	ND		mg/kg	1.81	0.233	2	01/31/18 12:30	02/02/18 20:11	EPA 3050B	1,6010C	AB
Silver, Total	ND		mg/kg	0.904	0.256	2	01/31/18 12:30	02/02/18 20:11	EPA 3050B	1,6010C	AB
Sodium, Total	176	J	mg/kg	181	2.85	2	01/31/18 12:30	02/02/18 20:11	EPA 3050B	1,6010C	AB
Thallium, Total	ND		mg/kg	1.81	0.285	2	01/31/18 12:30	02/02/18 20:11	EPA 3050B	1,6010C	AB
Vanadium, Total	16.9		mg/kg	0.904	0.184	2	01/31/18 12:30	02/02/18 20:11	EPA 3050B	1,6010C	AB
Zinc, Total	52.2		mg/kg	4.52	0.265	2	01/31/18 12:30	02/02/18 20:11	EPA 3050B	1,6010C	AB

Project Name: 1111 ELMWOOD AVE.
Lab Number: L1803180
Project Number: 0369-018-001-003
Report Date: 02/05/18

SAMPLE RESULTS

Lab ID: L1803180-06
Client ID: RI-TP-10 (6-8)
Sample Location: BUFFALO, NY
Sample Depth:
Matrix: Soil
Percent Solids: 77%

Date Collected: 01/29/18 09:08
Date Received: 01/29/18
Field Prep: Not Specified

Parameter	Result	Qualifier	Units	RL	MDL	Dilution Factor	Date Prepared	Date Analyzed	Prep Method	Analytical Method	Analyst
Total Metals - Mansfield Lab											
Aluminum, Total	15500		mg/kg	9.85	2.66	2	01/31/18 12:30	02/02/18 20:16	EPA 3050B	1,6010C	AB
Antimony, Total	ND		mg/kg	4.92	0.374	2	01/31/18 12:30	02/02/18 20:16	EPA 3050B	1,6010C	AB
Arsenic, Total	4.43		mg/kg	0.985	0.205	2	01/31/18 12:30	02/02/18 20:16	EPA 3050B	1,6010C	AB
Barium, Total	157		mg/kg	0.985	0.171	2	01/31/18 12:30	02/02/18 20:16	EPA 3050B	1,6010C	AB
Beryllium, Total	0.650		mg/kg	0.492	0.033	2	01/31/18 12:30	02/02/18 20:16	EPA 3050B	1,6010C	AB
Cadmium, Total	1.16		mg/kg	0.985	0.097	2	01/31/18 12:30	02/02/18 20:16	EPA 3050B	1,6010C	AB
Calcium, Total	57600		mg/kg	9.85	3.45	2	01/31/18 12:30	02/02/18 20:16	EPA 3050B	1,6010C	AB
Chromium, Total	22.7		mg/kg	0.985	0.095	2	01/31/18 12:30	02/02/18 20:16	EPA 3050B	1,6010C	AB
Cobalt, Total	10.6		mg/kg	1.97	0.163	2	01/31/18 12:30	02/02/18 20:16	EPA 3050B	1,6010C	AB
Copper, Total	22.1		mg/kg	0.985	0.254	2	01/31/18 12:30	02/02/18 20:16	EPA 3050B	1,6010C	AB
Iron, Total	26600		mg/kg	4.92	0.889	2	01/31/18 12:30	02/02/18 20:16	EPA 3050B	1,6010C	AB
Lead, Total	6.17		mg/kg	4.92	0.264	2	01/31/18 12:30	02/02/18 20:16	EPA 3050B	1,6010C	AB
Magnesium, Total	11400		mg/kg	9.85	1.52	2	01/31/18 12:30	02/02/18 20:16	EPA 3050B	1,6010C	AB
Manganese, Total	362		mg/kg	0.985	0.156	2	01/31/18 12:30	02/02/18 20:16	EPA 3050B	1,6010C	AB
Mercury, Total	ND		mg/kg	0.09	0.02	1	01/31/18 08:00	02/01/18 21:23	EPA 7471B	1,7471B	EA
Nickel, Total	23.9		mg/kg	2.46	0.238	2	01/31/18 12:30	02/02/18 20:16	EPA 3050B	1,6010C	AB
Potassium, Total	2000		mg/kg	246	14.2	2	01/31/18 12:30	02/02/18 20:16	EPA 3050B	1,6010C	AB
Selenium, Total	ND		mg/kg	1.97	0.254	2	01/31/18 12:30	02/02/18 20:16	EPA 3050B	1,6010C	AB
Silver, Total	ND		mg/kg	0.985	0.279	2	01/31/18 12:30	02/02/18 20:16	EPA 3050B	1,6010C	AB
Sodium, Total	515		mg/kg	197	3.10	2	01/31/18 12:30	02/02/18 20:16	EPA 3050B	1,6010C	AB
Thallium, Total	ND		mg/kg	1.97	0.310	2	01/31/18 12:30	02/02/18 20:16	EPA 3050B	1,6010C	AB
Vanadium, Total	33.3		mg/kg	0.985	0.200	2	01/31/18 12:30	02/02/18 20:16	EPA 3050B	1,6010C	AB
Zinc, Total	58.9		mg/kg	4.92	0.288	2	01/31/18 12:30	02/02/18 20:16	EPA 3050B	1,6010C	AB

Project Name: 1111 ELMWOOD AVE.
Lab Number: L1803180
Project Number: 0369-018-001-003
Report Date: 02/05/18

SAMPLE RESULTS

Lab ID: L1803180-07
Client ID: RI-TP-10 (10-12)
Sample Location: BUFFALO, NY
Sample Depth:
Matrix: Soil
Percent Solids: 87%

Date Collected: 01/29/18 09:40
Date Received: 01/29/18
Field Prep: Not Specified

Parameter	Result	Qualifier	Units	RL	MDL	Dilution Factor	Date Prepared	Date Analyzed	Prep Method	Analytical Method	Analyst
Total Metals - Mansfield Lab											
Aluminum, Total	3590		mg/kg	8.72	2.36	2	01/31/18 12:30	02/02/18 20:21	EPA 3050B	1,6010C	AB
Antimony, Total	ND		mg/kg	4.36	0.332	2	01/31/18 12:30	02/02/18 20:21	EPA 3050B	1,6010C	AB
Arsenic, Total	1.74		mg/kg	0.872	0.181	2	01/31/18 12:30	02/02/18 20:21	EPA 3050B	1,6010C	AB
Barium, Total	37.2		mg/kg	0.872	0.152	2	01/31/18 12:30	02/02/18 20:21	EPA 3050B	1,6010C	AB
Beryllium, Total	0.131	J	mg/kg	0.436	0.029	2	01/31/18 12:30	02/02/18 20:21	EPA 3050B	1,6010C	AB
Cadmium, Total	0.471	J	mg/kg	0.872	0.086	2	01/31/18 12:30	02/02/18 20:21	EPA 3050B	1,6010C	AB
Calcium, Total	51300		mg/kg	8.72	3.05	2	01/31/18 12:30	02/02/18 20:21	EPA 3050B	1,6010C	AB
Chromium, Total	7.44		mg/kg	0.872	0.084	2	01/31/18 12:30	02/02/18 20:21	EPA 3050B	1,6010C	AB
Cobalt, Total	3.70		mg/kg	1.74	0.145	2	01/31/18 12:30	02/02/18 20:21	EPA 3050B	1,6010C	AB
Copper, Total	9.17		mg/kg	0.872	0.225	2	01/31/18 12:30	02/02/18 20:21	EPA 3050B	1,6010C	AB
Iron, Total	8720		mg/kg	4.36	0.788	2	01/31/18 12:30	02/02/18 20:21	EPA 3050B	1,6010C	AB
Lead, Total	7.62		mg/kg	4.36	0.234	2	01/31/18 12:30	02/02/18 20:21	EPA 3050B	1,6010C	AB
Magnesium, Total	19800		mg/kg	8.72	1.34	2	01/31/18 12:30	02/02/18 20:21	EPA 3050B	1,6010C	AB
Manganese, Total	287		mg/kg	0.872	0.139	2	01/31/18 12:30	02/02/18 20:21	EPA 3050B	1,6010C	AB
Mercury, Total	ND		mg/kg	0.08	0.02	1	01/31/18 08:00	02/01/18 21:25	EPA 7471B	1,7471B	EA
Nickel, Total	6.37		mg/kg	2.18	0.211	2	01/31/18 12:30	02/02/18 20:21	EPA 3050B	1,6010C	AB
Potassium, Total	591		mg/kg	218	12.6	2	01/31/18 12:30	02/02/18 20:21	EPA 3050B	1,6010C	AB
Selenium, Total	0.314	J	mg/kg	1.74	0.225	2	01/31/18 12:30	02/02/18 20:21	EPA 3050B	1,6010C	AB
Silver, Total	ND		mg/kg	0.872	0.247	2	01/31/18 12:30	02/02/18 20:21	EPA 3050B	1,6010C	AB
Sodium, Total	155	J	mg/kg	174	2.75	2	01/31/18 12:30	02/02/18 20:21	EPA 3050B	1,6010C	AB
Thallium, Total	ND		mg/kg	1.74	0.275	2	01/31/18 12:30	02/02/18 20:21	EPA 3050B	1,6010C	AB
Vanadium, Total	13.2		mg/kg	0.872	0.177	2	01/31/18 12:30	02/02/18 20:21	EPA 3050B	1,6010C	AB
Zinc, Total	52.9		mg/kg	4.36	0.256	2	01/31/18 12:30	02/02/18 20:21	EPA 3050B	1,6010C	AB

Project Name: 1111 ELMWOOD AVE. **Lab Number:** L1803180

Project Number: 0369-018-001-003 **Report Date:** 02/05/18

Method Blank Analysis
Batch Quality Control

Parameter	Result	Qualifier	Units	RL	MDL	Dilution Factor	Date Prepared	Date Analyzed	Analytical Method	Analyst
Total Metals - Mansfield Lab for sample(s): 01-07 Batch: WG1085286-1										
Mercury, Total	ND		mg/kg	0.08	0.02	1	01/31/18 08:00	02/01/18 21:01	1,7471B	EA

Prep Information

Digestion Method: EPA 7471B

Parameter	Result	Qualifier	Units	RL	MDL	Dilution Factor	Date Prepared	Date Analyzed	Analytical Method	Analyst
Total Metals - Mansfield Lab for sample(s): 01-07 Batch: WG1085374-1										
Aluminum, Total	ND		mg/kg	4.00	1.08	1	01/31/18 12:30	02/02/18 11:44	1,6010C	PS
Antimony, Total	0.152	J	mg/kg	2.00	0.152	1	01/31/18 12:30	02/02/18 11:44	1,6010C	PS
Arsenic, Total	ND		mg/kg	0.400	0.083	1	01/31/18 12:30	02/02/18 11:44	1,6010C	PS
Barium, Total	ND		mg/kg	0.400	0.070	1	01/31/18 12:30	02/02/18 11:44	1,6010C	PS
Beryllium, Total	ND		mg/kg	0.200	0.013	1	01/31/18 12:30	02/02/18 11:44	1,6010C	PS
Cadmium, Total	ND		mg/kg	0.400	0.039	1	01/31/18 12:30	02/02/18 11:44	1,6010C	PS
Calcium, Total	ND		mg/kg	4.00	1.40	1	01/31/18 12:30	02/02/18 11:44	1,6010C	PS
Chromium, Total	0.048	J	mg/kg	0.400	0.038	1	01/31/18 12:30	02/02/18 11:44	1,6010C	PS
Cobalt, Total	ND		mg/kg	0.800	0.066	1	01/31/18 12:30	02/02/18 11:44	1,6010C	PS
Copper, Total	ND		mg/kg	0.400	0.103	1	01/31/18 12:30	02/02/18 11:44	1,6010C	PS
Iron, Total	ND		mg/kg	2.00	0.361	1	01/31/18 12:30	02/02/18 11:44	1,6010C	PS
Lead, Total	ND		mg/kg	2.00	0.107	1	01/31/18 12:30	02/02/18 11:44	1,6010C	PS
Magnesium, Total	ND		mg/kg	4.00	0.616	1	01/31/18 12:30	02/02/18 11:44	1,6010C	PS
Manganese, Total	ND		mg/kg	0.400	0.064	1	01/31/18 12:30	02/02/18 11:44	1,6010C	PS
Nickel, Total	ND		mg/kg	1.00	0.097	1	01/31/18 12:30	02/02/18 11:44	1,6010C	PS
Potassium, Total	ND		mg/kg	100	5.76	1	01/31/18 12:30	02/02/18 11:44	1,6010C	PS
Selenium, Total	ND		mg/kg	0.800	0.103	1	01/31/18 12:30	02/02/18 11:44	1,6010C	PS
Silver, Total	ND		mg/kg	0.400	0.113	1	01/31/18 12:30	02/02/18 11:44	1,6010C	PS
Sodium, Total	1.26	J	mg/kg	80.0	1.26	1	01/31/18 12:30	02/02/18 11:44	1,6010C	PS
Thallium, Total	ND		mg/kg	0.800	0.126	1	01/31/18 12:30	02/02/18 11:44	1,6010C	PS
Vanadium, Total	ND		mg/kg	0.400	0.081	1	01/31/18 12:30	02/02/18 11:44	1,6010C	PS
Zinc, Total	ND		mg/kg	2.00	0.117	1	01/31/18 12:30	02/02/18 11:44	1,6010C	PS

Project Name: 1111 ELMWOOD AVE.
Project Number: 0369-018-001-003
Lab Number: L1803180
Report Date: 02/05/18

Method Blank Analysis
Batch Quality Control

Prep Information

Digestion Method: EPA 3050B

Lab Control Sample Analysis

Batch Quality Control

Project Name: 1111 ELMWOOD AVE.

Project Number: 0369-018-001-003

Lab Number: L1803180

Report Date: 02/05/18

Parameter	LCS %Recovery	Qual	LCSD %Recovery	Qual	%Recovery Limits	RPD	Qual	RPD Limits
Total Metals - Mansfield Lab Associated sample(s): 01-07 Batch: WG1085286-2 SRM Lot Number: D098-540								
Mercury, Total	94		-		50-149	-		

Lab Control Sample Analysis

Batch Quality Control

Project Name: 1111 ELMWOOD AVE.

Project Number: 0369-018-001-003

Lab Number: L1803180

Report Date: 02/05/18

Parameter	LCS %Recovery	LCSD %Recovery	%Recovery Limits	RPD	RPD Limits
Total Metals - Mansfield Lab Associated sample(s): 01-07 Batch: WG1085374-2 SRM Lot Number: D098-540					
Aluminum, Total	74	-	47-153	-	
Antimony, Total	141	-	6-194	-	
Arsenic, Total	110	-	83-117	-	
Barium, Total	96	-	82-118	-	
Beryllium, Total	103	-	83-117	-	
Cadmium, Total	99	-	82-117	-	
Calcium, Total	95	-	81-118	-	
Chromium, Total	107	-	83-119	-	
Cobalt, Total	102	-	84-116	-	
Copper, Total	107	-	84-116	-	
Iron, Total	102	-	60-140	-	
Lead, Total	100	-	82-117	-	
Magnesium, Total	86	-	76-124	-	
Manganese, Total	94	-	82-118	-	
Nickel, Total	99	-	82-117	-	
Potassium, Total	87	-	69-131	-	
Selenium, Total	113	-	78-121	-	
Silver, Total	111	-	80-120	-	
Sodium, Total	100	-	74-126	-	
Thallium, Total	97	-	80-119	-	
Vanadium, Total	106	-	79-121	-	

Lab Control Sample Analysis

Batch Quality Control

Project Name: 1111 ELMWOOD AVE.

Project Number: 0369-018-001-003

Lab Number: L1803180

Report Date: 02/05/18

Parameter	LCS %Recovery	LCSD %Recovery	%Recovery Limits	RPD	RPD Limits
Total Metals - Mansfield Lab Associated sample(s): 01-07 Batch: WG1085374-2 SRM Lot Number: D098-540					
Zinc, Total	103	-	81-119	-	

Matrix Spike Analysis
Batch Quality Control

Project Name: 1111 ELMWOOD AVE.
Project Number: 0369-018-001-003

Lab Number: L1803180
Report Date: 02/05/18

Parameter	Native Sample	MS Added	MS Found	MS %Recovery	Qual	MSD Found	MSD %Recovery	Qual	Recovery Limits	RPD	Qual	RPD Limits
Total Metals - Mansfield Lab Associated sample(s): 01-07 QC Batch ID: WG1085286-3 WG1085286-4 QC Sample: L1803180-03 Client ID: RI-TP-8 (3-5)												
Mercury, Total	ND	0.176	0.22	**125**	Q	0.23	118		80-120	4		20

Matrix Spike Analysis
Batch Quality Control

Project Name: 1111 ELMWOOD AVE.
Project Number: 0369-018-001-003

Lab Number: L1803180
Report Date: 02/05/18

Parameter	Native Sample	MS Added	MS Found	MS %Recovery		MSD Found	MSD %Recovery		Recovery Limits	RPD	RPD Limits
Total Metals - Mansfield Lab Associated sample(s): 01-07 QC Batch ID: WG1085374-3 WG1085374-4 QC Sample: L1803173-04 Client ID: MS Sample											
Aluminum, Total	13900	375	14800	**240**	Q	14500	**168**	Q	75-125	2	20
Antimony, Total	ND	93.7	67.7	**72**	Q	63.0	**71**	Q	75-125	7	20
Arsenic, Total	10.5	22.5	31.5	93		30.5	93		75-125	3	20
Barium, Total	44.1	375	349	81		322	78		75-125	8	20
Beryllium, Total	0.706	9.37	8.20	80		7.66	78		75-125	7	20
Cadmium, Total	1.62	9.56	9.34	81		9.11	82		75-125	2	20
Calcium, Total	7490	1870	9360	100		9180	95		75-125	2	20
Chromium, Total	140.	37.5	161	**56**	Q	158	**50**	Q	75-125	2	20
Cobalt, Total	8.37	93.7	78.3	75		73.6	**73**	Q	75-125	6	20
Copper, Total	60.6	46.9	99.6	83		102	93		75-125	2	20
Iron, Total	22400	187	22600	107		22500	**56**	Q	75-125	0	20
Lead, Total	62.6	95.6	134	75		130	**74**	Q	75-125	3	20
Magnesium, Total	6200	1870	7660	78		7570	77		75-125	1	20
Manganese, Total	199.	93.7	271	77		264	**73**	Q	75-125	3	20
Nickel, Total	21.4	93.7	89.8	**73**	Q	85.0	**71**	Q	75-125	5	20
Potassium, Total	4740	1870	6430	90		6230	84		75-125	3	20
Selenium, Total	0.715J	22.5	21.7	96		20.3	95		75-125	7	20
Silver, Total	0.474J	56.2	52.5	93		51.3	96		75-125	2	20
Sodium, Total	12500	1870	14700	117		14200	95		75-125	3	20
Thallium, Total	ND	22.5	15.1	**67**	Q	14.3	**67**	Q	75-125	5	20
Vanadium, Total	51.0	93.7	127	81		120	77		75-125	6	20

Matrix Spike Analysis
Batch Quality Control

Project Name: 1111 ELMWOOD AVE.
Project Number: 0369-018-001-003

Lab Number: L1803180
Report Date: 02/05/18

Parameter	Native Sample	MS Added	MS Found	MS %Recovery	MSD Found	MSD %Recovery	Recovery Limits	RPD	RPD Limits
Total Metals - Mansfield Lab Associated sample(s): 01-07 QC Batch ID: WG1085374-3 WG1085374-4 QC Sample: L1803173-04 Client ID: MS Sample									
Zinc, Total	130.	93.7	202	77	221	102	75-125	9	20

Matrix Spike Analysis
Batch Quality Control

Project Name: 1111 ELMWOOD AVE.
Project Number: 0369-018-001-003

Lab Number: L1803180
Report Date: 02/05/18

Parameter	Native Sample	MS Added	MS Found	MS %Recovery		MSD Found	MSD %Recovery		Recovery Limits	RPD	RPD Limits
Total Metals - Mansfield Lab Associated sample(s): 01-07 QC Batch ID: WG1085374-7 WG1085374-8 QC Sample: L1803180-03 Client ID: RI-TP-8 (3-5)											
Aluminum, Total	7560	176	8080	**295**	Q	8380	**462**	Q	75-125	4	20
Antimony, Total	ND	44	27.5	**62**	Q	28.8	**65**	Q	75-125	5	20
Arsenic, Total	3.70	10.6	12.7	85		13.2	89		75-125	4	20
Barium, Total	70.7	176	215	82		215	81		75-125	0	20
Beryllium, Total	0.324J	4.4	3.70	84		3.70	83		75-125	0	20
Cadmium, Total	0.741J	4.49	4.18	93		4.23	94		75-125	1	20
Calcium, Total	62700	881	64300	**182**	Q	63300	**68**	Q	75-125	2	20
Chromium, Total	12.3	17.6	25.2	**73**	Q	26.3	79		75-125	4	20
Cobalt, Total	6.71	44	37.0	**69**	Q	38.0	**70**	Q	75-125	3	20
Copper, Total	14.4	22	31.6	78		32.8	83		75-125	4	20
Iron, Total	15800	88.1	15600	**0**	Q	16000	**226**	Q	75-125	3	20
Lead, Total	9.94	44.9	42.7	**73**	Q	43.3	**74**	Q	75-125	1	20
Magnesium, Total	20800	881	20900	**11**	Q	20800	**0**	Q	75-125	0	20
Manganese, Total	403.	44	426	**52**	Q	434	**70**	Q	75-125	2	20
Nickel, Total	13.2	44	43.6	**69**	Q	44.5	**70**	Q	75-125	2	20
Potassium, Total	1180	881	2060	100		2180	113		75-125	6	20
Selenium, Total	ND	10.6	8.97	85		9.03	85		75-125	1	20
Silver, Total	ND	26.4	24.1	91		24.4	92		75-125	1	20
Sodium, Total	211.	881	1020	92		1020	91		75-125	0	20
Thallium, Total	ND	10.6	5.94	**56**	Q	5.81	**55**	Q	75-125	2	20
Vanadium, Total	20.3	44	54.2	77		55.4	79		75-125	2	20

Matrix Spike Analysis
Batch Quality Control

Project Name: 1111 ELMWOOD AVE.
Project Number: 0369-018-001-003

Lab Number: L1803180
Report Date: 02/05/18

Parameter	Native Sample	MS Added	MS Found	MS %Recovery		MSD Found	MSD %Recovery		Recovery Limits	RPD	RPD Limits
Total Metals - Mansfield Lab Associated sample(s): 01-07 QC Batch ID: WG1085374-7 WG1085374-8 QC Sample: L1803180-03 Client ID: RI-TP-8 (3-5)											
Zinc, Total	55.1	44	85.4	**69**	Q	87.1	**72**	Q	75-125	2	20

INORGANICS
&
MISCELLANEOUS

Project Name: 1111 ELMWOOD AVE.
Project Number: 0369-018-001-003
Lab Number: L1803180
Report Date: 02/05/18

SAMPLE RESULTS

Lab ID: L1803180-01
Client ID: RI-TP-5 (0-2)
Sample Location: BUFFALO, NY
Sample Depth:
Matrix: Soil

Date Collected: 01/29/18 11:06
Date Received: 01/29/18
Field Prep: Not Specified

Parameter	Result	Qualifier	Units	RL	MDL	Dilution Factor	Date Prepared	Date Analyzed	Analytical Method	Analyst
General Chemistry - Westborough Lab										
Solids, Total	72.3		%	0.100	NA	1	-	01/31/18 13:48	121,2540G	RI

Project Name: 1111 ELMWOOD AVE.
Project Number: 0369-018-001-003
Lab Number: L1803180
Report Date: 02/05/18

SAMPLE RESULTS

Lab ID: L1803180-02
Client ID: RI-TP-5 (8-10)
Sample Location: BUFFALO, NY
Sample Depth:
Matrix: Soil

Date Collected: 01/29/18 11:13
Date Received: 01/29/18
Field Prep: Not Specified

Parameter	Result	Qualifier	Units	RL	MDL	Dilution Factor	Date Prepared	Date Analyzed	Analytical Method	Analyst
General Chemistry - Westborough Lab										
Solids, Total	86.4		%	0.100	NA	1	-	01/31/18 10:44	121,2540G	RI

Project Name: 1111 ELMWOOD AVE.
Project Number: 0369-018-001-003
Lab Number: L1803180
Report Date: 02/05/18

SAMPLE RESULTS

Lab ID: L1803180-03
Client ID: RI-TP-8 (3-5)
Sample Location: BUFFALO, NY
Sample Depth:
Matrix: Soil

Date Collected: 01/29/18 10:17
Date Received: 01/29/18
Field Prep: Not Specified

Parameter	Result	Qualifier	Units	RL	MDL	Dilution Factor	Date Prepared	Date Analyzed	Analytical Method	Analyst
General Chemistry - Westborough Lab										
Solids, Total	85.5		%	0.100	NA	1	-	01/31/18 10:44	121,2540G	RI

Project Name: 1111 ELMWOOD AVE.
Project Number: 0369-018-001-003
Lab Number: L1803180
Report Date: 02/05/18

SAMPLE RESULTS

Lab ID: L1803180-04
Client ID: RI-TP-8 (13-15)
Sample Location: BUFFALO, NY
Sample Depth:
Matrix: Soil

Date Collected: 01/29/18 10:25
Date Received: 01/29/18
Field Prep: Not Specified

Parameter	Result	Qualifier	Units	RL	MDL	Dilution Factor	Date Prepared	Date Analyzed	Analytical Method	Analyst
General Chemistry - Westborough Lab										
Solids, Total	85.4		%	0.100	NA	1	-	01/31/18 10:44	121,2540G	RI

Project Name: 1111 ELMWOOD AVE.
Project Number: 0369-018-001-003

Lab Number: L1803180
Report Date: 02/05/18

SAMPLE RESULTS

Lab ID: L1803180-05
Client ID: BLIND DUP #2
Sample Location: BUFFALO, NY
Sample Depth:
Matrix: Soil

Date Collected: 01/29/18 12:00
Date Received: 01/29/18
Field Prep: Not Specified

Parameter	Result	Qualifier	Units	RL	MDL	Dilution Factor	Date Prepared	Date Analyzed	Analytical Method	Analyst
General Chemistry - Westborough Lab										
Solids, Total	86.3		%	0.100	NA	1	-	01/31/18 10:44	121,2540G	RI

Project Name: 1111 ELMWOOD AVE.
Project Number: 0369-018-001-003
Lab Number: L1803180
Report Date: 02/05/18

SAMPLE RESULTS

Lab ID: L1803180-06
Client ID: RI-TP-10 (6-8)
Sample Location: BUFFALO, NY
Sample Depth:
Matrix: Soil

Date Collected: 01/29/18 09:08
Date Received: 01/29/18
Field Prep: Not Specified

Parameter	Result	Qualifier	Units	RL	MDL	Dilution Factor	Date Prepared	Date Analyzed	Analytical Method	Analyst
General Chemistry - Westborough Lab										
Solids, Total	77.4		%	0.100	NA	1	-	01/31/18 10:44	121,2540G	RI

Project Name: 1111 ELMWOOD AVE.
Project Number: 0369-018-001-003
Lab Number: L1803180
Report Date: 02/05/18

SAMPLE RESULTS

Lab ID: L1803180-07
Client ID: RI-TP-10 (10-12)
Sample Location: BUFFALO, NY
Sample Depth:
Matrix: Soil

Date Collected: 01/29/18 09:40
Date Received: 01/29/18
Field Prep: Not Specified

Parameter	Result	Qualifier	Units	RL	MDL	Dilution Factor	Date Prepared	Date Analyzed	Analytical Method	Analyst
General Chemistry - Westborough Lab										
Solids, Total	86.7		%	0.100	NA	1	-	01/31/18 10:44	121,2540G	RI

Lab Duplicate Analysis
Batch Quality Control

Project Name: 1111 ELMWOOD AVE.
Project Number: 0369-018-001-003

Lab Number: L1803180
Report Date: 02/05/18

Parameter	Native Sample	Duplicate Sample	Units	RPD	Qual	RPD Limits
General Chemistry - Westborough Lab Associated sample(s): 02-07 QC Batch ID: WG1085375-1 QC Sample: L1803180-03 Client ID: RI-TP-8 (3-5)						
Solids, Total	85.5	85.6	%	0		20
General Chemistry - Westborough Lab Associated sample(s): 01 QC Batch ID: WG1085402-1 QC Sample: L1803175-12 Client ID: DUP Sample						
Solids, Total	95.7	95.5	%	0		20

Project Name: 1111 ELMWOOD AVE.
Project Number: 0369-018-001-003

Lab Number: L1803180
Report Date: 02/05/18

Sample Receipt and Container Information

Were project specific reporting limits specified? YES

Cooler Information

Cooler	Custody Seal
A	Absent

Container Information

Container ID	Container Type	Cooler	Initial pH	Final pH	Temp deg C	Pres	Seal	Frozen Date/Time	Analysis(*)
L1803180-01A	5 gram Encore Sampler	A	NA		3.7	Y	Absent		NYTCL-8260HLW-R2(14)
L1803180-01B	5 gram Encore Sampler	A	NA		3.7	Y	Absent		NYTCL-8260HLW-R2(14)
L1803180-01C	5 gram Encore Sampler	A	NA		3.7	Y	Absent		NYTCL-8260HLW-R2(14)
L1803180-01D	Metals Only-Glass 60mL/2oz unpreserved	A	NA		3.7	Y	Absent		BE-TI(180),AS-TI(180),BA-TI(180),AG-TI(180),AL-TI(180),CR-TI(180),NI-TI(180),TL-TI(180),CU-TI(180),PB-TI(180),SB-TI(180),SE-TI(180),ZN-TI(180),CO-TI(180),V-TI(180),FE-TI(180),HG-T(28),MG-TI(180),MN-TI(180),CA-TI(180),CD-TI(180),K-TI(180),NA-TI(180)
L1803180-01E	Glass 500ml/16oz unpreserved	A	NA		3.7	Y	Absent		NYTCL-8270(14),HERB-APA(14),TS(7),NYTCL-8081(14),NYTCL-8082(14)
L1803180-01X	Vial MeOH preserved split	A	NA		3.7	Y	Absent		NYTCL-8260HLW-R2(14)
L1803180-01Y	Vial Water preserved split	A	NA		3.7	Y	Absent	30-JAN-18 06:54	NYTCL-8260HLW-R2(14)
L1803180-01Z	Vial Water preserved split	A	NA		3.7	Y	Absent	30-JAN-18 06:54	NYTCL-8260HLW-R2(14)
L1803180-02A	Metals Only-Glass 60mL/2oz unpreserved	A	NA		3.7	Y	Absent		BE-TI(180),AS-TI(180),BA-TI(180),AG-TI(180),AL-TI(180),CR-TI(180),NI-TI(180),TL-TI(180),CU-TI(180),PB-TI(180),SB-TI(180),SE-TI(180),ZN-TI(180),CO-TI(180),V-TI(180),FE-TI(180),HG-T(28),MG-TI(180),MN-TI(180),CA-TI(180),CD-TI(180),K-TI(180),NA-TI(180)
L1803180-02B	Glass 120ml/4oz unpreserved	A	NA		3.7	Y	Absent		NYTCL-8270(14),TS(7)
L1803180-03A	Metals Only-Glass 60mL/2oz unpreserved	A	NA		3.7	Y	Absent		BE-TI(180),AS-TI(180),BA-TI(180),AG-TI(180),AL-TI(180),CR-TI(180),NI-TI(180),TL-TI(180),CU-TI(180),PB-TI(180),SB-TI(180),SE-TI(180),ZN-TI(180),CO-TI(180),V-TI(180),FE-TI(180),HG-T(28),MG-TI(180),MN-TI(180),CA-TI(180),CD-TI(180),K-TI(180),NA-TI(180)
L1803180-03A1	Metals Only-Glass 60mL/2oz unpreserved	A	NA		3.7	Y	Absent		BE-TI(180),AS-TI(180),BA-TI(180),AG-TI(180),AL-TI(180),CR-TI(180),NI-TI(180),TL-TI(180),CU-TI(180),PB-TI(180),SB-TI(180),SE-TI(180),ZN-TI(180),CO-TI(180),V-TI(180),FE-TI(180),HG-T(28),MG-TI(180),MN-TI(180),CA-TI(180),CD-TI(180),K-TI(180),NA-TI(180)

*Values in parentheses indicate holding time in days

Project Name: 1111 ELMWOOD AVE.
Project Number: 0369-018-001-003

Lab Number: L1803180
Report Date: 02/05/18

Container Information

Container ID	Container Type	Cooler	Initial pH	Final pH	Temp deg C	Pres	Seal	Frozen Date/Time	Analysis(*)
L1803180-03A2	Metals Only-Glass 60mL/2oz unpreserved	A	NA		3.7	Y	Absent		BE-TI(180),AS-TI(180),BA-TI(180),AG-TI(180),AL-TI(180),CR-TI(180),NI-TI(180),TL-TI(180),CU-TI(180),PB-TI(180),SB-TI(180),SE-TI(180),ZN-TI(180),CO-TI(180),V-TI(180),FE-TI(180),HG-T(28),MG-TI(180),MN-TI(180),CA-TI(180),CD-TI(180),K-TI(180),NA-TI(180)
L1803180-03B	Glass 120ml/4oz unpreserved	A	NA		3.7	Y	Absent		NYTCL-8270(14),TS(7)
L1803180-03B1	Glass 120ml/4oz unpreserved	A	NA		3.7	Y	Absent		NYTCL-8270(14),TS(7)
L1803180-03B2	Glass 120ml/4oz unpreserved	A	NA		3.7	Y	Absent		NYTCL-8270(14),TS(7)
L1803180-04A	Metals Only-Glass 60mL/2oz unpreserved	A	NA		3.7	Y	Absent		BE-TI(180),AS-TI(180),BA-TI(180),AG-TI(180),AL-TI(180),CR-TI(180),NI-TI(180),TL-TI(180),CU-TI(180),PB-TI(180),SB-TI(180),SE-TI(180),ZN-TI(180),CO-TI(180),V-TI(180),FE-TI(180),HG-T(28),MG-TI(180),MN-TI(180),CA-TI(180),CD-TI(180),K-TI(180),NA-TI(180)
L1803180-04B	Glass 120ml/4oz unpreserved	A	NA		3.7	Y	Absent		NYTCL-8270(14),TS(7)
L1803180-05A	Metals Only-Glass 60mL/2oz unpreserved	A	NA		3.7	Y	Absent		BE-TI(180),AS-TI(180),BA-TI(180),AG-TI(180),AL-TI(180),CR-TI(180),NI-TI(180),TL-TI(180),CU-TI(180),PB-TI(180),SB-TI(180),SE-TI(180),ZN-TI(180),CO-TI(180),V-TI(180),FE-TI(180),HG-T(28),MG-TI(180),MN-TI(180),CA-TI(180),CD-TI(180),K-TI(180),NA-TI(180)
L1803180-05B	Glass 120ml/4oz unpreserved	A	NA		3.7	Y	Absent		NYTCL-8270(14),TS(7)
L1803180-06A	Metals Only-Glass 60mL/2oz unpreserved	A	NA		3.7	Y	Absent		BE-TI(180),AS-TI(180),BA-TI(180),AG-TI(180),AL-TI(180),CR-TI(180),NI-TI(180),TL-TI(180),CU-TI(180),PB-TI(180),SB-TI(180),SE-TI(180),ZN-TI(180),CO-TI(180),V-TI(180),FE-TI(180),HG-T(28),MG-TI(180),MN-TI(180),CA-TI(180),CD-TI(180),K-TI(180),NA-TI(180)
L1803180-06B	Glass 120ml/4oz unpreserved	A	NA		3.7	Y	Absent		NYTCL-8270(14),TS(7)
L1803180-07A	Metals Only-Glass 60mL/2oz unpreserved	A	NA		3.7	Y	Absent		BE-TI(180),AS-TI(180),BA-TI(180),AG-TI(180),AL-TI(180),CR-TI(180),NI-TI(180),TL-TI(180),CU-TI(180),PB-TI(180),SB-TI(180),SE-TI(180),ZN-TI(180),CO-TI(180),V-TI(180),FE-TI(180),HG-T(28),MG-TI(180),MN-TI(180),CA-TI(180),CD-TI(180),K-TI(180),NA-TI(180)
L1803180-07B	Glass 120ml/4oz unpreserved	A	NA		3.7	Y	Absent		NYTCL-8270(14),TS(7)

*Values in parentheses indicate holding time in days

Project Name:	1111 ELMWOOD AVE.	**Lab Number:**	L1803180
Project Number:	0369-018-001-003	**Report Date:**	02/05/18

GLOSSARY

Acronyms

EDL	- Estimated Detection Limit: This value represents the level to which target analyte concentrations are reported as estimated values, when those target analyte concentrations are quantified below the reporting limit (RL). The EDL includes any adjustments from dilutions, concentrations or moisture content, where applicable. The use of EDLs is specific to the analysis of PAHs using Solid-Phase Microextraction (SPME).
EPA	- Environmental Protection Agency.
LCS	- Laboratory Control Sample: A sample matrix, free from the analytes of interest, spiked with verified known amounts of analytes or a material containing known and verified amounts of analytes.
LCSD	- Laboratory Control Sample Duplicate: Refer to LCS.
LFB	- Laboratory Fortified Blank: A sample matrix, free from the analytes of interest, spiked with verified known amounts of analytes or a material containing known and verified amounts of analytes.
MDL	- Method Detection Limit: This value represents the level to which target analyte concentrations are reported as estimated values, when those target analyte concentrations are quantified below the reporting limit (RL). The MDL includes any adjustments from dilutions, concentrations or moisture content, where applicable.
MS	- Matrix Spike Sample: A sample prepared by adding a known mass of target analyte to a specified amount of matrix sample for which an independent estimate of target analyte concentration is available.
MSD	- Matrix Spike Sample Duplicate: Refer to MS.
NA	- Not Applicable.
NC	- Not Calculated: Term is utilized when one or more of the results utilized in the calculation are non-detect at the parameter's reporting unit.
NDPA/DPA	- N-Nitrosodiphenylamine/Diphenylamine.
NI	- Not Ignitable.
NP	- Non-Plastic: Term is utilized for the analysis of Atterberg Limits in soil.
RL	- Reporting Limit: The value at which an instrument can accurately measure an analyte at a specific concentration. The RL includes any adjustments from dilutions, concentrations or moisture content, where applicable.
RPD	- Relative Percent Difference: The results from matrix and/or matrix spike duplicates are primarily designed to assess the precision of analytical results in a given matrix and are expressed as relative percent difference (RPD). Values which are less than five times the reporting limit for any individual parameter are evaluated by utilizing the absolute difference between the values; although the RPD value will be provided in the report.
SRM	- Standard Reference Material: A reference sample of a known or certified value that is of the same or similar matrix as the associated field samples.
STLP	- Semi-dynamic Tank Leaching Procedure per EPA Method 1315.
TIC	- Tentatively Identified Compound: A compound that has been identified to be present and is not part of the target compound list (TCL) for the method and/or program. All TICs are qualitatively identified and reported as estimated concentrations.

Footnotes

1	- The reference for this analyte should be considered modified since this analyte is absent from the target analyte list of the original method.

Terms

Analytical Method: Both the document from which the method originates and the analytical reference method. (Example: EPA 8260B is shown as 1,8260B.) The codes for the reference method documents are provided in the References section of the Addendum.

Final pH: As it pertains to Sample Receipt & Container Information section of the report, Final pH reflects pH of container determined after adjustment at the laboratory, if applicable. If no adjustment required, value reflects Initial pH.

Frozen Date/Time: With respect to Volatile Organics in soil, Frozen Date/Time reflects the date/time at which associated Reagent Water-preserved vials were initially frozen. Note: If frozen date/time is beyond 48 hours from sample collection, value will be reflected in 'bold'.

Initial pH: As it pertains to Sample Receipt & Container Information section of the report, Initial pH reflects pH of container determined upon receipt, if applicable.

Total: With respect to Organic analyses, a 'Total' result is defined as the summation of results for individual isomers or Aroclors. If a 'Total' result is requested, the results of its individual components will also be reported. This is applicable to 'Total' results for methods 8260, 8081 and 8082.

Data Qualifiers

A	- Spectra identified as "Aldol Condensation Product".
B	- The analyte was detected above the reporting limit in the associated method blank. Flag only applies to associated field samples that have detectable concentrations of the analyte at less than ten times (10x) the concentration found in the blank. For MCP-related

Report Format: DU Report with 'J' Qualifiers

Project Name:	1111 ELMWOOD AVE.	**Lab Number:**	L1803180
Project Number:	0369-018-001-003	**Report Date:**	02/05/18

Data Qualifiers

projects, flag only applies to associated field samples that have detectable concentrations of the analyte at less than ten times (10x) the concentration found in the blank. For DOD-related projects, flag only applies to associated field samples that have detectable concentrations of the analyte at less than ten times (10x) the concentration found in the blank AND the analyte was detected above one-half the reporting limit (or above the reporting limit for common lab contaminants) in the associated method blank. For NJ-Air-related projects, flag only applies to associated field samples that have detectable concentrations of the analyte above the reporting limit. For NJ-related projects (excluding Air), flag only applies to associated field samples that have detectable concentrations of the analyte, which was detected above the reporting limit in the associated method blank or above five times the reporting limit for common lab contaminants (Phthalates, Acetone, Methylene Chloride, 2-Butanone).

C - Co-elution: The target analyte co-elutes with a known lab standard (i.e. surrogate, internal standards, etc.) for co-extracted analyses.

D - Concentration of analyte was quantified from diluted analysis. Flag only applies to field samples that have detectable concentrations of the analyte.

E - Concentration of analyte exceeds the range of the calibration curve and/or linear range of the instrument.

G - The concentration may be biased high due to matrix interferences (i.e, co-elution) with non-target compound(s). The result should be considered estimated.

H - The analysis of pH was performed beyond the regulatory-required holding time of 15 minutes from the time of sample collection.

I - The lower value for the two columns has been reported due to obvious interference.

M - Reporting Limit (RL) exceeds the MCP CAM Reporting Limit for this analyte.

NJ - Presumptive evidence of compound. This represents an estimated concentration for Tentatively Identified Compounds (TICs), where the identification is based on a mass spectral library search.

P - The RPD between the results for the two columns exceeds the method-specified criteria.

Q - The quality control sample exceeds the associated acceptance criteria. For DOD-related projects, LCS and/or Continuing Calibration Standard exceedences are also qualified on all associated sample results. Note: This flag is not applicable for matrix spike recoveries when the sample concentration is greater than 4x the spike added or for batch duplicate RPD when the sample concentrations are less than 5x the RL. (Metals only.)

R - Analytical results are from sample re-analysis.

RE - Analytical results are from sample re-extraction.

S - Analytical results are from modified screening analysis.

J - Estimated value. The Target analyte concentration is below the quantitation limit (RL), but above the Method Detection Limit (MDL) or Estimated Detection Limit (EDL) for SPME-related analyses. This represents an estimated concentration for Tentatively Identified Compounds (TICs).

ND - Not detected at the method detection limit (MDL) for the sample, or estimated detection limit (EDL) for SPME-related analyses.

Report Format: DU Report with 'J' Qualifiers

Project Name:	1111 ELMWOOD AVE.	**Lab Number:**	L1803180
Project Number:	0369-018-001-003	**Report Date:**	02/05/18

REFERENCES

1 Test Methods for Evaluating Solid Waste: Physical/Chemical Methods. EPA SW-846. Third Edition. Updates I - IV, 2007.

121 Standard Methods for the Examination of Water and Wastewater. APHA-AWWA-WEF. Standard Methods Online.

LIMITATION OF LIABILITIES

Alpha Analytical performs services with reasonable care and diligence normal to the analytical testing laboratory industry. In the event of an error, the sole and exclusive responsibility of Alpha Analytical shall be to re-perform the work at it's own expense. In no event shall Alpha Analytical be held liable for any incidental, consequential or special damages, including but not limited to, damages in any way connected with the use of, interpretation of, information or analysis provided by Alpha Analytical.

We strongly urge our clients to comply with EPA protocol regarding sample volume, preservation, cooling, containers, sampling procedures, holding time and splitting of samples in the field.

Certification Information

The following analytes are not included in our Primary NELAP Scope of Accreditation:

Westborough Facility
EPA 624: m/p-xylene, o-xylene
EPA 8260C: NPW: 1,2,4,5-Tetramethylbenzene; 4-Ethyltoluene, Azobenzene; SCM: Iodomethane (methyl iodide), Methyl methacrylate, 1,2,4,5-Tetramethylbenzene; 4-Ethyltoluene.
EPA 8270D: NPW: Dimethylnaphthalene,1,4-Diphenylhydrazine; SCM: Dimethylnaphthalene,1,4-Diphenylhydrazine.
EPA 300: DW: Bromide
EPA 6860: SCM: Perchlorate
EPA 9010: NPW and SCM: Amenable Cyanide Distillation
SM4500: NPW: Amenable Cyanide, Dissolved Oxygen; SCM: Total Phosphorus, TKN, NO2, NO3.

Mansfield Facility
SM 2540D: TSS
EPA 8082A: NPW: PCB: 1, 5, 31, 87,101, 110, 141, 151, 153, 180, 183, 187.
EPA TO-15: Halothane, 2,4,4-Trimethyl-2-pentene, 2,4,4-Trimethyl-1-pentene, Thiophene, 2-Methylthiophene, 3-Methylthiophene, 2-Ethylthiophene, 1,2,3-Trimethylbenzene, Indan, Indene, 1,2,4,5-Tetramethylbenzene, Benzothiophene, 1-Methylnaphthalene.
Biological Tissue Matrix: EPA 3050B

The following analytes are included in our Massachusetts DEP Scope of Accreditation

Westborough Facility:

Drinking Water
EPA 300.0: Chloride, Nitrate-N, Fluoride, Sulfate; **EPA 353.2**: Nitrate-N, Nitrite-N; **SM4500NO3-F**: Nitrate-N, Nitrite-N; **SM4500F-C, SM4500CN-CE, EPA 180.1, SM2130B, SM4500CI-D, SM2320B, SM2540C, SM4500H-B**
EPA 332: Perchlorate; **EPA 524.2:** THMs and VOCs; **EPA 504.1:** EDB, DBCP.
Microbiology: **SM9215B; SM9223-P/A, SM9223B-Colilert-QT,SM9222D**.

Non-Potable Water
SM4500H,B, EPA 120.1, SM2510B, SM2540C, SM2320B, SM4500CL-E, SM4500F-BC, SM4500NH3-BH: Ammonia-N and Kjeldahl-N, **EPA 350.1**: Ammonia-N, **LACHAT 10-107-06-1-B**: Ammonia-N, **EPA 351.1, SM4500NO3-F, EPA 353.2**: Nitrate-N**, EPA 351.1, SM4500P-E, SM4500P-B, E, SM4500SO4-E, SM5220D, EPA 410.4, SM5210B, SM5310C, SM4500CL-D, EPA 1664, EPA 420.1, SM4500-CN-CE, SM2540D.**
EPA 624: Volatile Halocarbons & Aromatics,
EPA 608: Chlordane, Toxaphene, Aldrin, alpha-BHC, beta-BHC, gamma-BHC, delta-BHC, Dieldrin, DDD, DDE, DDT, Endosulfan I, Endosulfan II, Endosulfan sulfate, Endrin, Endrin Aldehyde, Heptachlor, Heptachlor Epoxide, PCBs
EPA 625: SVOC (Acid/Base/Neutral Extractables), **EPA 600/4-81-045**: PCB-Oil.
Microbiology: **SM9223B-Colilert-QT; Enterolert-QT, SM9221E, SM9222D.**

Mansfield Facility:

Drinking Water
EPA 200.7: Al, Ba, Be, Cd, Cr, Cu, Mn, Ni, Na, Ag, Ca, Zn. **EPA 200.8:** Al, Sb, As, Ba, Be, Cd, Cr, Cu, Pb, Mn, Ni, Se, Ag, TL, Zn. **EPA 245.1** Hg.
EPA 522.

Non-Potable Water
EPA 200.7: Al, Sb, As, Be, Cd, Ca, Cr, Co, Cu, Fe, Pb, Mg, Mn, Mo, Ni, K, Se, Ag, Na, Sr, TL, Ti, V, Zn.
EPA 200.8: Al, Sb, As, Be, Cd, Cr, Cu, Pb, Mn, Ni, Se, Ag, TL, Zn.
EPA 245.1 Hg.
SM2340B

For a complete listing of analytes and methods, please contact your Alpha Project Manager.

ALPHA

NEW YORK CHAIN OF CUSTODY

Westborough, MA 01581
8 Walkup Dr.
TEL: 508-898-9220
FAX: 508-898-9193

Mansfield, MA 02048
320 Forbes Blvd
TEL: 508-822-9300
FAX: 508-822-3288

Service Centers
Mahwah, NJ 07430: 35 Whitney Rd, Suite 5
Albany, NY 12205: 14 Walker Way
Tonawanda, NY 14150: 275 Cooper Ave, Suite 105

Page 1 of

Date Rec'd in Lab 1/30/18

L1803180
ALPHA Job # L1803180 1/30/18

Client Information
Client: Benchmark Eng
Address: 2558 Hamburg Turnpike
Lackawanna NY Suite 300
Phone: (716) 818-8358
Fax: (716) 856-0583
Email: TBehrendt@Twinkyllc.com

Project Information
Project Name: 1111 Elmwood Ave
Project Location: Buffalo NY
Project # 0369-018-001-002
(Use Project name as Project #) ☐
Project Manager:
ALPHAQuote #:

Turn-Around Time
Standard ☒ Due Date:
Rush (only if pre approved) ☐ # of Days:

Deliverables
☐ ASP-A ☐ ASP-B
☐ EQuIS (1 File) ☐ EQuIS (4 File)
☐ Other

Regulatory Requirement
☐ NY TOGS ☐ NY Part 375
☐ AWQ Standards ☐ NY CP-51
☐ NY Restricted Use ☐ Other
☐ NY Unrestricted Use
☐ NYC Sewer Discharge

Billing Information
☐ Same as Client Info
PO #

Disposal Site Information
Please identify below location of applicable disposal facilities.
Disposal Facility:
☐ NJ ☐ NY
☐ Other:

These samples have been previously analyzed by Alpha ☐

Other project specific requirements/comments:
LAT B

Please specify Metals or TAL.

ANALYSIS

Sample Filtration
☐ Done
☐ Lab to do
Preservation
☐ Lab to do
(Please Specify below)

ALPHA Lab ID (Lab Use Only)	Sample ID	Collection Date	Collection Time	Sample Matrix	Sampler's Initials	TCL+CP-51 VOC	TCL SVOC	TAL METALS	PCBs	Rest/Hab				Sample Specific Comments	Total Bottles
03180-01	RI-TP-5 (6-2)	1/29/18	1106	Soil	TAB	X	X	X	X	X					5
-02	RI-TP-5 (8-10)		1113				X	X							2
-03	RI-TP-8 (3-5) MS(MSD)		1017				X	X							6
-04	RI-TP-8 (13-15)		1025				X	X							2
-05	Blind Dup #2		1200				X	X							2
-06	RI-TP-10 (6-8)		908				X	X							2
-07	RI-TP-10 (10-12)		940				X	X							

Preservative Code:
A = None
B = HCl
C = HNO_3
D = H_2SO_4
E = NaOH
F = MeOH
G = $NaHSO_4$
H = $Na_2S_2O_3$
K/E = Zn Ac/NaOH
O = Other

Container Code
P = Plastic
A = Amber Glass
V = Vial
G = Glass
B = Bacteria Cup
C = Cube
O = Other
E = Encore
D = BOD Bottle

Westboro: Certification No: MA935
Mansfield: Certification No: MA015

Container Type	E	A	A	A	A
Preservative	A	A	A	A	A

Relinquished By:	Date/Time	Received By:	Date/Time
[signature]	1/29/16 1610	JM AC AAC	1/29/18 16:10
JM AC AAC	1/29/16 16:10	[signature]	1/30/18 0015

Please print clearly, legibly and completely. Samples can not be logged in and turnaround time clock will not start until any ambiguities are resolved. BY EXECUTING THIS COC, THE CLIENT HAS READ AND AGREES TO BE BOUND BY ALPHA'S TERMS & CONDITIONS. (See reverse side.)

Form No: 01-25 HC (rev. 30-Sept-2013)

ANALYTICAL REPORT

Lab Number:	L1804399
Client:	Benchmark & Turnkey Companies 2558 Hamburg Turnpike Suite 300 Buffalo, NY 14218
ATTN:	Chris Boron
Phone:	(716) 856-0599
Project Name:	1111 ELMWOOD AVE.
Project Number:	0369-018-001-001-002
Report Date:	02/15/18

The original project report/data package is held by Alpha Analytical. This report/data package is paginated and should be reproduced only in its entirety. Alpha Analytical holds no responsibility for results and/or data that are not consistent with the original.

Certifications & Approvals: MA (M-MA086), NH NELAP (2064), NJ NELAP (MA935), CT (PH-0574), IL (200077), ME (MA00086), MD (348), NY (11148), NC (25700/666), PA (68-03671), RI (LAO00065), TX (T104704476), VT (VT-0935), VA (460195), USDA (Permit #P330-14-00197).

Eight Walkup Drive, Westborough, MA 01581-1019
508-898-9220 (Fax) 508-898-9193 800-624-9220 - www.alphalab.com

Project Name: 1111 ELMWOOD AVE.
Project Number: 0369-018-001-001-002

Lab Number: L1804399
Report Date: 02/15/18

Alpha Sample ID	Client ID	Matrix	Sample Location	Collection Date/Time	Receive Date
L1804399-01	RI-MW-1	WATER	BUFFALO, NY	02/07/18 10:00	02/08/18
L1804399-02	RI-MW-2	WATER	BUFFALO, NY	02/07/18 08:55	02/08/18
L1804399-03	BLIND DUP	WATER	BUFFALO, NY	02/07/18 12:00	02/08/18
L1804399-04	RI-MW-3	WATER	BUFFALO, NY	02/07/18 09:15	02/08/18
L1804399-05	TRIP BLANK	WATER	BUFFALO, NY	02/07/18 00:00	02/08/18

Project Name:	1111 ELMWOOD AVE.	**Lab Number:**	L1804399
Project Number:	0369-018-001-001-002	**Report Date:**	02/15/18

Case Narrative

The samples were received in accordance with the Chain of Custody and no significant deviations were encountered during the preparation or analysis unless otherwise noted. Sample Receipt, Container Information, and the Chain of Custody are located at the back of the report.

Results contained within this report relate only to the samples submitted under this Alpha Lab Number and meet NELAP requirements for all NELAP accredited parameters unless otherwise noted in the following narrative. The data presented in this report is organized by parameter (i.e. VOC, SVOC, etc.). Sample specific Quality Control data (i.e. Surrogate Spike Recovery) is reported at the end of the target analyte list for each individual sample, followed by the Laboratory Batch Quality Control at the end of each parameter. Tentatively Identified Compounds (TICs), if requested, are reported for compounds identified to be present and are not part of the method/program Target Compound List, even if only a subset of the TCL are being reported. If a sample was re-analyzed or re-extracted due to a required quality control corrective action and if both sets of data are reported, the Laboratory ID of the re-analysis or re-extraction is designated with an "R" or "RE", respectively. When multiple Batch Quality Control elements are reported (e.g. more than one LCS), the associated samples for each element are noted in the grey shaded header line of each data table. Any Laboratory Batch, Sample Specific % recovery or RPD value that is outside the listed Acceptance Criteria is bolded in the report. All specific QC information is also incorporated in the Data Usability format of our Data Merger tool where it can be reviewed along with any associated usability implications. Soil/sediments, solids and tissues are reported on a dry weight basis unless otherwise noted. Definitions of all data qualifiers and acronyms used in this report are provided in the Glossary located at the back of the report.

In reference to questions H (CAM) or 4 (RCP) when "NO" is checked, the performance criteria for CAM and RCP methods allow for some quality control failures to occur and still be within method compliance. In these instances the specific failure is not narrated but noted in the associated QC table. The information is also incorporated in the Data Usability format of our Data Merger tool where it can be reviewed along with any associated usability implications.

Please see the associated ADEx data file for a comparison of laboratory reporting limits that were achieved with the regulatory Numerical Standards requested on the Chain of Custody.

HOLD POLICY

For samples submitted on hold, Alpha's policy is to hold samples (with the exception of Air canisters) free of charge for 21 calendar days from the date the project is completed. After 21 calendar days, we will dispose of all samples submitted including those put on hold unless you have contacted your Client Service Representative and made arrangements for Alpha to continue to hold the samples. Air canisters will be disposed after 3 business days from the date the project is completed.

Please contact Client Services at 800-624-9220 with any questions.

Project Name: 1111 ELMWOOD AVE. **Lab Number:** L1804399
Project Number: 0369-018-001-001-002 **Report Date:** 02/15/18

Case Narrative (continued)

Report Submission

All non-detect (ND) or estimated concentrations (J-qualified) have been quantitated to the limit noted in the MDL column.

PCBs

L1804399-01, -02, and -03: The sample has elevated detection limits due to limited sample volume available for analysis.

Total Metals

The WG1088232-3/-4 MS/MSD recoveries, performed on L1804399-04, is outside the acceptance criteria for iron (MSD 126%) and sodium (140%/138%). A post digestion spike was performed and was within acceptance criteria.

The WG1088232-3/-4 MS/MSD recoveries for magnesium (390%/350%), performed on L1804399-04, do not apply because the sample concentrations are greater than four times the spike amounts added.

I, the undersigned, attest under the pains and penalties of perjury that, to the best of my knowledge and belief and based upon my personal inquiry of those responsible for providing the information contained in this analytical report, such information is accurate and complete. This certificate of analysis is not complete unless this page accompanies any and all pages of this report.

Authorized Signature: Melissa Cripps Melissa Cripps

Title: Technical Director/Representative Date: 02/15/18

ORGANICS

VOLATILES

Project Name: 1111 ELMWOOD AVE.
Project Number: 0369-018-001-001-002
Lab Number: L1804399
Report Date: 02/15/18

SAMPLE RESULTS

Lab ID: L1804399-01
Client ID: RI-MW-1
Sample Location: BUFFALO, NY
Sample Depth:
Matrix: Water
Analytical Method: 1,8260C
Analytical Date: 02/11/18 20:21
Analyst: PD

Date Collected: 02/07/18 10:00
Date Received: 02/08/18
Field Prep: Not Specified

Parameter	Result	Qualifier	Units	RL	MDL	Dilution Factor
Volatile Organics by GC/MS - Westborough Lab						
Methylene chloride	ND		ug/l	2.5	0.70	1
1,1-Dichloroethane	ND		ug/l	2.5	0.70	1
Chloroform	ND		ug/l	2.5	0.70	1
Carbon tetrachloride	ND		ug/l	0.50	0.13	1
1,2-Dichloropropane	ND		ug/l	1.0	0.14	1
Dibromochloromethane	ND		ug/l	0.50	0.15	1
1,1,2-Trichloroethane	ND		ug/l	1.5	0.50	1
Tetrachloroethene	ND		ug/l	0.50	0.18	1
Chlorobenzene	ND		ug/l	2.5	0.70	1
Trichlorofluoromethane	ND		ug/l	2.5	0.70	1
1,2-Dichloroethane	ND		ug/l	0.50	0.13	1
1,1,1-Trichloroethane	ND		ug/l	2.5	0.70	1
Bromodichloromethane	0.24	J	ug/l	0.50	0.19	1
trans-1,3-Dichloropropene	ND		ug/l	0.50	0.16	1
cis-1,3-Dichloropropene	ND		ug/l	0.50	0.14	1
Bromoform	ND		ug/l	2.0	0.65	1
1,1,2,2-Tetrachloroethane	ND		ug/l	0.50	0.17	1
Benzene	0.44	J	ug/l	0.50	0.16	1
Toluene	0.96	J	ug/l	2.5	0.70	1
Ethylbenzene	ND		ug/l	2.5	0.70	1
Chloromethane	ND		ug/l	2.5	0.70	1
Bromomethane	ND		ug/l	2.5	0.70	1
Vinyl chloride	ND		ug/l	1.0	0.07	1
Chloroethane	ND		ug/l	2.5	0.70	1
1,1-Dichloroethene	ND		ug/l	0.50	0.17	1
trans-1,2-Dichloroethene	ND		ug/l	2.5	0.70	1
Trichloroethene	ND		ug/l	0.50	0.18	1
1,2-Dichlorobenzene	ND		ug/l	2.5	0.70	1
1,3-Dichlorobenzene	ND		ug/l	2.5	0.70	1

Project Name: 1111 ELMWOOD AVE. **Lab Number:** L1804399

Project Number: 0369-018-001-001-002 **Report Date:** 02/15/18

SAMPLE RESULTS

Lab ID: L1804399-01 Date Collected: 02/07/18 10:00
Client ID: RI-MW-1 Date Received: 02/08/18
Sample Location: BUFFALO, NY Field Prep: Not Specified
Sample Depth:

Parameter	Result	Qualifier	Units	RL	MDL	Dilution Factor
Volatile Organics by GC/MS - Westborough Lab						
1,4-Dichlorobenzene	ND		ug/l	2.5	0.70	1
Methyl tert butyl ether	ND		ug/l	2.5	0.70	1
p/m-Xylene	ND		ug/l	2.5	0.70	1
o-Xylene	ND		ug/l	2.5	0.70	1
cis-1,2-Dichloroethene	ND		ug/l	2.5	0.70	1
Styrene	ND		ug/l	2.5	0.70	1
Dichlorodifluoromethane	ND		ug/l	5.0	1.0	1
Acetone	7.5		ug/l	5.0	1.5	1
Carbon disulfide	1.2	J	ug/l	5.0	1.0	1
2-Butanone	2.2	J	ug/l	5.0	1.9	1
4-Methyl-2-pentanone	ND		ug/l	5.0	1.0	1
2-Hexanone	ND		ug/l	5.0	1.0	1
Bromochloromethane	ND		ug/l	2.5	0.70	1
1,2-Dibromoethane	ND		ug/l	2.0	0.65	1
n-Butylbenzene	ND		ug/l	2.5	0.70	1
sec-Butylbenzene	ND		ug/l	2.5	0.70	1
1,2-Dibromo-3-chloropropane	ND		ug/l	2.5	0.70	1
Isopropylbenzene	ND		ug/l	2.5	0.70	1
p-Isopropyltoluene	ND		ug/l	2.5	0.70	1
n-Propylbenzene	ND		ug/l	2.5	0.70	1
1,2,3-Trichlorobenzene	ND		ug/l	2.5	0.70	1
1,2,4-Trichlorobenzene	ND		ug/l	2.5	0.70	1
1,3,5-Trimethylbenzene	ND		ug/l	2.5	0.70	1
1,2,4-Trimethylbenzene	1.4	J	ug/l	2.5	0.70	1
Methyl Acetate	ND		ug/l	2.0	0.23	1
Cyclohexane	ND		ug/l	10	0.27	1
1,4-Dioxane	ND		ug/l	250	61.	1
Freon-113	ND		ug/l	2.5	0.70	1
Methyl cyclohexane	ND		ug/l	10	0.40	1

Surrogate	% Recovery	Qualifier	Acceptance Criteria
1,2-Dichloroethane-d4	94		70-130
Toluene-d8	105		70-130
4-Bromofluorobenzene	103		70-130
Dibromofluoromethane	91		70-130

Project Name: 1111 ELMWOOD AVE.
Project Number: 0369-018-001-001-002
Lab Number: L1804399
Report Date: 02/15/18

SAMPLE RESULTS

Lab ID: L1804399-02
Client ID: RI-MW-2
Sample Location: BUFFALO, NY
Sample Depth:
Matrix: Water
Analytical Method: 1,8260C
Analytical Date: 02/11/18 20:46
Analyst: PD

Date Collected: 02/07/18 08:55
Date Received: 02/08/18
Field Prep: Not Specified

Parameter	Result	Qualifier	Units	RL	MDL	Dilution Factor
Volatile Organics by GC/MS - Westborough Lab						
Methylene chloride	ND		ug/l	2.5	0.70	1
1,1-Dichloroethane	ND		ug/l	2.5	0.70	1
Chloroform	ND		ug/l	2.5	0.70	1
Carbon tetrachloride	ND		ug/l	0.50	0.13	1
1,2-Dichloropropane	ND		ug/l	1.0	0.14	1
Dibromochloromethane	ND		ug/l	0.50	0.15	1
1,1,2-Trichloroethane	ND		ug/l	1.5	0.50	1
Tetrachloroethene	ND		ug/l	0.50	0.18	1
Chlorobenzene	ND		ug/l	2.5	0.70	1
Trichlorofluoromethane	ND		ug/l	2.5	0.70	1
1,2-Dichloroethane	ND		ug/l	0.50	0.13	1
1,1,1-Trichloroethane	ND		ug/l	2.5	0.70	1
Bromodichloromethane	ND		ug/l	0.50	0.19	1
trans-1,3-Dichloropropene	ND		ug/l	0.50	0.16	1
cis-1,3-Dichloropropene	ND		ug/l	0.50	0.14	1
Bromoform	ND		ug/l	2.0	0.65	1
1,1,2,2-Tetrachloroethane	ND		ug/l	0.50	0.17	1
Benzene	ND		ug/l	0.50	0.16	1
Toluene	ND		ug/l	2.5	0.70	1
Ethylbenzene	ND		ug/l	2.5	0.70	1
Chloromethane	ND		ug/l	2.5	0.70	1
Bromomethane	ND		ug/l	2.5	0.70	1
Vinyl chloride	ND		ug/l	1.0	0.07	1
Chloroethane	ND		ug/l	2.5	0.70	1
1,1-Dichloroethene	ND		ug/l	0.50	0.17	1
trans-1,2-Dichloroethene	ND		ug/l	2.5	0.70	1
Trichloroethene	ND		ug/l	0.50	0.18	1
1,2-Dichlorobenzene	ND		ug/l	2.5	0.70	1
1,3-Dichlorobenzene	ND		ug/l	2.5	0.70	1

Project Name: 1111 ELMWOOD AVE. **Lab Number:** L1804399

Project Number: 0369-018-001-001-002 **Report Date:** 02/15/18

SAMPLE RESULTS

Lab ID: L1804399-02 Date Collected: 02/07/18 08:55
Client ID: RI-MW-2 Date Received: 02/08/18
Sample Location: BUFFALO, NY Field Prep: Not Specified
Sample Depth:

Parameter	Result	Qualifier	Units	RL	MDL	Dilution Factor
Volatile Organics by GC/MS - Westborough Lab						
1,4-Dichlorobenzene	ND		ug/l	2.5	0.70	1
Methyl tert butyl ether	ND		ug/l	2.5	0.70	1
p/m-Xylene	ND		ug/l	2.5	0.70	1
o-Xylene	ND		ug/l	2.5	0.70	1
cis-1,2-Dichloroethene	ND		ug/l	2.5	0.70	1
Styrene	ND		ug/l	2.5	0.70	1
Dichlorodifluoromethane	ND		ug/l	5.0	1.0	1
Acetone	3.8	J	ug/l	5.0	1.5	1
Carbon disulfide	ND		ug/l	5.0	1.0	1
2-Butanone	ND		ug/l	5.0	1.9	1
4-Methyl-2-pentanone	ND		ug/l	5.0	1.0	1
2-Hexanone	ND		ug/l	5.0	1.0	1
Bromochloromethane	ND		ug/l	2.5	0.70	1
1,2-Dibromoethane	ND		ug/l	2.0	0.65	1
n-Butylbenzene	ND		ug/l	2.5	0.70	1
sec-Butylbenzene	ND		ug/l	2.5	0.70	1
1,2-Dibromo-3-chloropropane	ND		ug/l	2.5	0.70	1
Isopropylbenzene	ND		ug/l	2.5	0.70	1
p-Isopropyltoluene	ND		ug/l	2.5	0.70	1
n-Propylbenzene	ND		ug/l	2.5	0.70	1
1,2,3-Trichlorobenzene	ND		ug/l	2.5	0.70	1
1,2,4-Trichlorobenzene	ND		ug/l	2.5	0.70	1
1,3,5-Trimethylbenzene	ND		ug/l	2.5	0.70	1
1,2,4-Trimethylbenzene	ND		ug/l	2.5	0.70	1
Methyl Acetate	ND		ug/l	2.0	0.23	1
Cyclohexane	ND		ug/l	10	0.27	1
1,4-Dioxane	ND		ug/l	250	61.	1
Freon-113	ND		ug/l	2.5	0.70	1
Methyl cyclohexane	ND		ug/l	10	0.40	1

Surrogate	% Recovery	Qualifier	Acceptance Criteria
1,2-Dichloroethane-d4	95		70-130
Toluene-d8	105		70-130
4-Bromofluorobenzene	104		70-130
Dibromofluoromethane	90		70-130

Project Name: 1111 ELMWOOD AVE.
Project Number: 0369-018-001-001-002
Lab Number: L1804399
Report Date: 02/15/18

SAMPLE RESULTS

Lab ID: L1804399-03
Client ID: BLIND DUP
Sample Location: BUFFALO, NY
Sample Depth:
Matrix: Water
Analytical Method: 1,8260C
Analytical Date: 02/11/18 21:12
Analyst: PD

Date Collected: 02/07/18 12:00
Date Received: 02/08/18
Field Prep: Not Specified

Parameter	Result	Qualifier	Units	RL	MDL	Dilution Factor
Volatile Organics by GC/MS - Westborough Lab						
Methylene chloride	ND		ug/l	2.5	0.70	1
1,1-Dichloroethane	ND		ug/l	2.5	0.70	1
Chloroform	ND		ug/l	2.5	0.70	1
Carbon tetrachloride	ND		ug/l	0.50	0.13	1
1,2-Dichloropropane	ND		ug/l	1.0	0.14	1
Dibromochloromethane	ND		ug/l	0.50	0.15	1
1,1,2-Trichloroethane	ND		ug/l	1.5	0.50	1
Tetrachloroethene	ND		ug/l	0.50	0.18	1
Chlorobenzene	ND		ug/l	2.5	0.70	1
Trichlorofluoromethane	ND		ug/l	2.5	0.70	1
1,2-Dichloroethane	ND		ug/l	0.50	0.13	1
1,1,1-Trichloroethane	ND		ug/l	2.5	0.70	1
Bromodichloromethane	ND		ug/l	0.50	0.19	1
trans-1,3-Dichloropropene	ND		ug/l	0.50	0.16	1
cis-1,3-Dichloropropene	ND		ug/l	0.50	0.14	1
Bromoform	ND		ug/l	2.0	0.65	1
1,1,2,2-Tetrachloroethane	ND		ug/l	0.50	0.17	1
Benzene	ND		ug/l	0.50	0.16	1
Toluene	ND		ug/l	2.5	0.70	1
Ethylbenzene	ND		ug/l	2.5	0.70	1
Chloromethane	ND		ug/l	2.5	0.70	1
Bromomethane	ND		ug/l	2.5	0.70	1
Vinyl chloride	ND		ug/l	1.0	0.07	1
Chloroethane	ND		ug/l	2.5	0.70	1
1,1-Dichloroethene	ND		ug/l	0.50	0.17	1
trans-1,2-Dichloroethene	ND		ug/l	2.5	0.70	1
Trichloroethene	ND		ug/l	0.50	0.18	1
1,2-Dichlorobenzene	ND		ug/l	2.5	0.70	1
1,3-Dichlorobenzene	ND		ug/l	2.5	0.70	1

Project Name: 1111 ELMWOOD AVE. **Lab Number:** L1804399

Project Number: 0369-018-001-001-002 **Report Date:** 02/15/18

SAMPLE RESULTS

Lab ID: L1804399-03 Date Collected: 02/07/18 12:00
Client ID: BLIND DUP Date Received: 02/08/18
Sample Location: BUFFALO, NY Field Prep: Not Specified
Sample Depth:

Parameter	Result	Qualifier	Units	RL	MDL	Dilution Factor
Volatile Organics by GC/MS - Westborough Lab						
1,4-Dichlorobenzene	ND		ug/l	2.5	0.70	1
Methyl tert butyl ether	ND		ug/l	2.5	0.70	1
p/m-Xylene	ND		ug/l	2.5	0.70	1
o-Xylene	ND		ug/l	2.5	0.70	1
cis-1,2-Dichloroethene	ND		ug/l	2.5	0.70	1
Styrene	ND		ug/l	2.5	0.70	1
Dichlorodifluoromethane	ND		ug/l	5.0	1.0	1
Acetone	2.8	J	ug/l	5.0	1.5	1
Carbon disulfide	ND		ug/l	5.0	1.0	1
2-Butanone	ND		ug/l	5.0	1.9	1
4-Methyl-2-pentanone	ND		ug/l	5.0	1.0	1
2-Hexanone	ND		ug/l	5.0	1.0	1
Bromochloromethane	ND		ug/l	2.5	0.70	1
1,2-Dibromoethane	ND		ug/l	2.0	0.65	1
n-Butylbenzene	ND		ug/l	2.5	0.70	1
sec-Butylbenzene	ND		ug/l	2.5	0.70	1
1,2-Dibromo-3-chloropropane	ND		ug/l	2.5	0.70	1
Isopropylbenzene	ND		ug/l	2.5	0.70	1
p-Isopropyltoluene	ND		ug/l	2.5	0.70	1
n-Propylbenzene	ND		ug/l	2.5	0.70	1
1,2,3-Trichlorobenzene	ND		ug/l	2.5	0.70	1
1,2,4-Trichlorobenzene	ND		ug/l	2.5	0.70	1
1,3,5-Trimethylbenzene	ND		ug/l	2.5	0.70	1
1,2,4-Trimethylbenzene	ND		ug/l	2.5	0.70	1
Methyl Acetate	ND		ug/l	2.0	0.23	1
Cyclohexane	ND		ug/l	10	0.27	1
1,4-Dioxane	ND		ug/l	250	61.	1
Freon-113	ND		ug/l	2.5	0.70	1
Methyl cyclohexane	ND		ug/l	10	0.40	1

Surrogate	% Recovery	Qualifier	Acceptance Criteria
1,2-Dichloroethane-d4	94		70-130
Toluene-d8	106		70-130
4-Bromofluorobenzene	105		70-130
Dibromofluoromethane	90		70-130

Project Name: 1111 ELMWOOD AVE.
Project Number: 0369-018-001-001-002
Lab Number: L1804399
Report Date: 02/15/18

SAMPLE RESULTS

Lab ID: L1804399-04
Client ID: RI-MW-3
Sample Location: BUFFALO, NY
Sample Depth:
Matrix: Water
Analytical Method: 1,8260C
Analytical Date: 02/11/18 21:37
Analyst: PD

Date Collected: 02/07/18 09:15
Date Received: 02/08/18
Field Prep: Not Specified

Parameter	Result	Qualifier	Units	RL	MDL	Dilution Factor
Volatile Organics by GC/MS - Westborough Lab						
Methylene chloride	ND		ug/l	2.5	0.70	1
1,1-Dichloroethane	ND		ug/l	2.5	0.70	1
Chloroform	ND		ug/l	2.5	0.70	1
Carbon tetrachloride	ND		ug/l	0.50	0.13	1
1,2-Dichloropropane	ND		ug/l	1.0	0.14	1
Dibromochloromethane	ND		ug/l	0.50	0.15	1
1,1,2-Trichloroethane	ND		ug/l	1.5	0.50	1
Tetrachloroethene	ND		ug/l	0.50	0.18	1
Chlorobenzene	ND		ug/l	2.5	0.70	1
Trichlorofluoromethane	ND		ug/l	2.5	0.70	1
1,2-Dichloroethane	ND		ug/l	0.50	0.13	1
1,1,1-Trichloroethane	ND		ug/l	2.5	0.70	1
Bromodichloromethane	ND		ug/l	0.50	0.19	1
trans-1,3-Dichloropropene	ND		ug/l	0.50	0.16	1
cis-1,3-Dichloropropene	ND		ug/l	0.50	0.14	1
Bromoform	ND		ug/l	2.0	0.65	1
1,1,2,2-Tetrachloroethane	ND		ug/l	0.50	0.17	1
Benzene	ND		ug/l	0.50	0.16	1
Toluene	ND		ug/l	2.5	0.70	1
Ethylbenzene	ND		ug/l	2.5	0.70	1
Chloromethane	ND		ug/l	2.5	0.70	1
Bromomethane	ND		ug/l	2.5	0.70	1
Vinyl chloride	ND		ug/l	1.0	0.07	1
Chloroethane	ND		ug/l	2.5	0.70	1
1,1-Dichloroethene	ND		ug/l	0.50	0.17	1
trans-1,2-Dichloroethene	ND		ug/l	2.5	0.70	1
Trichloroethene	ND		ug/l	0.50	0.18	1
1,2-Dichlorobenzene	ND		ug/l	2.5	0.70	1
1,3-Dichlorobenzene	ND		ug/l	2.5	0.70	1

Project Name: 1111 ELMWOOD AVE. **Lab Number:** L1804399

Project Number: 0369-018-001-001-002 **Report Date:** 02/15/18

SAMPLE RESULTS

Lab ID: L1804399-04 Date Collected: 02/07/18 09:15

Client ID: RI-MW-3 Date Received: 02/08/18

Sample Location: BUFFALO, NY Field Prep: Not Specified

Sample Depth:

Parameter	Result	Qualifier	Units	RL	MDL	Dilution Factor
Volatile Organics by GC/MS - Westborough Lab						
1,4-Dichlorobenzene	ND		ug/l	2.5	0.70	1
Methyl tert butyl ether	6.6		ug/l	2.5	0.70	1
p/m-Xylene	ND		ug/l	2.5	0.70	1
o-Xylene	ND		ug/l	2.5	0.70	1
cis-1,2-Dichloroethene	ND		ug/l	2.5	0.70	1
Styrene	ND		ug/l	2.5	0.70	1
Dichlorodifluoromethane	ND		ug/l	5.0	1.0	1
Acetone	5.5		ug/l	5.0	1.5	1
Carbon disulfide	ND		ug/l	5.0	1.0	1
2-Butanone	ND		ug/l	5.0	1.9	1
4-Methyl-2-pentanone	ND		ug/l	5.0	1.0	1
2-Hexanone	ND		ug/l	5.0	1.0	1
Bromochloromethane	ND		ug/l	2.5	0.70	1
1,2-Dibromoethane	ND		ug/l	2.0	0.65	1
n-Butylbenzene	ND		ug/l	2.5	0.70	1
sec-Butylbenzene	ND		ug/l	2.5	0.70	1
1,2-Dibromo-3-chloropropane	ND		ug/l	2.5	0.70	1
Isopropylbenzene	ND		ug/l	2.5	0.70	1
p-Isopropyltoluene	ND		ug/l	2.5	0.70	1
n-Propylbenzene	ND		ug/l	2.5	0.70	1
1,2,3-Trichlorobenzene	ND		ug/l	2.5	0.70	1
1,2,4-Trichlorobenzene	ND		ug/l	2.5	0.70	1
1,3,5-Trimethylbenzene	ND		ug/l	2.5	0.70	1
1,2,4-Trimethylbenzene	ND		ug/l	2.5	0.70	1
Methyl Acetate	ND		ug/l	2.0	0.23	1
Cyclohexane	ND		ug/l	10	0.27	1
1,4-Dioxane	ND		ug/l	250	61.	1
Freon-113	ND		ug/l	2.5	0.70	1
Methyl cyclohexane	ND		ug/l	10	0.40	1

Surrogate	% Recovery	Qualifier	Acceptance Criteria
1,2-Dichloroethane-d4	94		70-130
Toluene-d8	105		70-130
4-Bromofluorobenzene	104		70-130
Dibromofluoromethane	90		70-130

Project Name: 1111 ELMWOOD AVE. **Lab Number:** L1804399

Project Number: 0369-018-001-001-002 **Report Date:** 02/15/18

SAMPLE RESULTS

Lab ID: L1804399-05
Client ID: TRIP BLANK
Sample Location: BUFFALO, NY
Sample Depth:
Matrix: Water
Analytical Method: 1,8260C
Analytical Date: 02/09/18 09:32
Analyst: PK

Date Collected: 02/07/18 00:00
Date Received: 02/08/18
Field Prep: Not Specified

Parameter	Result	Qualifier	Units	RL	MDL	Dilution Factor
Volatile Organics by GC/MS - Westborough Lab						
Methylene chloride	ND		ug/l	2.5	0.70	1
1,1-Dichloroethane	ND		ug/l	2.5	0.70	1
Chloroform	ND		ug/l	2.5	0.70	1
Carbon tetrachloride	ND		ug/l	0.50	0.13	1
1,2-Dichloropropane	ND		ug/l	1.0	0.14	1
Dibromochloromethane	ND		ug/l	0.50	0.15	1
1,1,2-Trichloroethane	ND		ug/l	1.5	0.50	1
Tetrachloroethene	ND		ug/l	0.50	0.18	1
Chlorobenzene	ND		ug/l	2.5	0.70	1
Trichlorofluoromethane	ND		ug/l	2.5	0.70	1
1,2-Dichloroethane	ND		ug/l	0.50	0.13	1
1,1,1-Trichloroethane	ND		ug/l	2.5	0.70	1
Bromodichloromethane	ND		ug/l	0.50	0.19	1
trans-1,3-Dichloropropene	ND		ug/l	0.50	0.16	1
cis-1,3-Dichloropropene	ND		ug/l	0.50	0.14	1
Bromoform	ND		ug/l	2.0	0.65	1
1,1,2,2-Tetrachloroethane	ND		ug/l	0.50	0.17	1
Benzene	ND		ug/l	0.50	0.16	1
Toluene	ND		ug/l	2.5	0.70	1
Ethylbenzene	ND		ug/l	2.5	0.70	1
Chloromethane	ND		ug/l	2.5	0.70	1
Bromomethane	ND		ug/l	2.5	0.70	1
Vinyl chloride	ND		ug/l	1.0	0.07	1
Chloroethane	ND		ug/l	2.5	0.70	1
1,1-Dichloroethene	ND		ug/l	0.50	0.17	1
trans-1,2-Dichloroethene	ND		ug/l	2.5	0.70	1
Trichloroethene	ND		ug/l	0.50	0.18	1
1,2-Dichlorobenzene	ND		ug/l	2.5	0.70	1
1,3-Dichlorobenzene	ND		ug/l	2.5	0.70	1

Project Name: 1111 ELMWOOD AVE. **Lab Number:** L1804399

Project Number: 0369-018-001-001-002 **Report Date:** 02/15/18

SAMPLE RESULTS

Lab ID: L1804399-05 Date Collected: 02/07/18 00:00
Client ID: TRIP BLANK Date Received: 02/08/18
Sample Location: BUFFALO, NY Field Prep: Not Specified
Sample Depth:

Parameter	Result	Qualifier	Units	RL	MDL	Dilution Factor
Volatile Organics by GC/MS - Westborough Lab						
1,4-Dichlorobenzene	ND		ug/l	2.5	0.70	1
Methyl tert butyl ether	ND		ug/l	2.5	0.70	1
p/m-Xylene	ND		ug/l	2.5	0.70	1
o-Xylene	ND		ug/l	2.5	0.70	1
cis-1,2-Dichloroethene	ND		ug/l	2.5	0.70	1
Styrene	ND		ug/l	2.5	0.70	1
Dichlorodifluoromethane	ND		ug/l	5.0	1.0	1
Acetone	ND		ug/l	5.0	1.5	1
Carbon disulfide	ND		ug/l	5.0	1.0	1
2-Butanone	ND		ug/l	5.0	1.9	1
4-Methyl-2-pentanone	ND		ug/l	5.0	1.0	1
2-Hexanone	ND		ug/l	5.0	1.0	1
Bromochloromethane	ND		ug/l	2.5	0.70	1
1,2-Dibromoethane	ND		ug/l	2.0	0.65	1
n-Butylbenzene	ND		ug/l	2.5	0.70	1
sec-Butylbenzene	ND		ug/l	2.5	0.70	1
1,2-Dibromo-3-chloropropane	ND		ug/l	2.5	0.70	1
Isopropylbenzene	ND		ug/l	2.5	0.70	1
p-Isopropyltoluene	ND		ug/l	2.5	0.70	1
n-Propylbenzene	ND		ug/l	2.5	0.70	1
1,2,3-Trichlorobenzene	ND		ug/l	2.5	0.70	1
1,2,4-Trichlorobenzene	ND		ug/l	2.5	0.70	1
1,3,5-Trimethylbenzene	ND		ug/l	2.5	0.70	1
1,2,4-Trimethylbenzene	ND		ug/l	2.5	0.70	1
Methyl Acetate	ND		ug/l	2.0	0.23	1
Cyclohexane	ND		ug/l	10	0.27	1
1,4-Dioxane	ND		ug/l	250	61.	1
Freon-113	ND		ug/l	2.5	0.70	1
Methyl cyclohexane	ND		ug/l	10	0.40	1

Surrogate	% Recovery	Qualifier	Acceptance Criteria
1,2-Dichloroethane-d4	89		70-130
Toluene-d8	99		70-130
4-Bromofluorobenzene	92		70-130
Dibromofluoromethane	98		70-130

Project Name: 1111 ELMWOOD AVE. **Lab Number:** L1804399

Project Number: 0369-018-001-001-00 **Report Date:** 02/15/18

Method Blank Analysis
Batch Quality Control

Analytical Method: 1,8260C
Analytical Date: 02/09/18 09:05
Analyst: PD

Parameter	Result	Qualifier	Units	RL	MDL
Volatile Organics by GC/MS - Westborough Lab for sample(s): 05 Batch: WG1088104-5					
Methylene chloride	ND		ug/l	2.5	0.70
1,1-Dichloroethane	ND		ug/l	2.5	0.70
Chloroform	ND		ug/l	2.5	0.70
Carbon tetrachloride	ND		ug/l	0.50	0.13
1,2-Dichloropropane	ND		ug/l	1.0	0.14
Dibromochloromethane	ND		ug/l	0.50	0.15
1,1,2-Trichloroethane	ND		ug/l	1.5	0.50
Tetrachloroethene	ND		ug/l	0.50	0.18
Chlorobenzene	ND		ug/l	2.5	0.70
Trichlorofluoromethane	ND		ug/l	2.5	0.70
1,2-Dichloroethane	ND		ug/l	0.50	0.13
1,1,1-Trichloroethane	ND		ug/l	2.5	0.70
Bromodichloromethane	ND		ug/l	0.50	0.19
trans-1,3-Dichloropropene	ND		ug/l	0.50	0.16
cis-1,3-Dichloropropene	ND		ug/l	0.50	0.14
Bromoform	ND		ug/l	2.0	0.65
1,1,2,2-Tetrachloroethane	ND		ug/l	0.50	0.17
Benzene	ND		ug/l	0.50	0.16
Toluene	ND		ug/l	2.5	0.70
Ethylbenzene	ND		ug/l	2.5	0.70
Chloromethane	ND		ug/l	2.5	0.70
Bromomethane	ND		ug/l	2.5	0.70
Vinyl chloride	ND		ug/l	1.0	0.07
Chloroethane	ND		ug/l	2.5	0.70
1,1-Dichloroethene	ND		ug/l	0.50	0.17
trans-1,2-Dichloroethene	ND		ug/l	2.5	0.70
Trichloroethene	ND		ug/l	0.50	0.18
1,2-Dichlorobenzene	ND		ug/l	2.5	0.70
1,3-Dichlorobenzene	ND		ug/l	2.5	0.70

Project Name: 1111 ELMWOOD AVE. **Lab Number:** L1804399

Project Number: 0369-018-001-001-00 **Report Date:** 02/15/18

Method Blank Analysis
Batch Quality Control

Analytical Method: 1,8260C
Analytical Date: 02/09/18 09:05
Analyst: PD

Parameter	Result	Qualifier	Units	RL	MDL
Volatile Organics by GC/MS - Westborough Lab for sample(s): 05 Batch: WG1088104-5					
1,4-Dichlorobenzene	ND		ug/l	2.5	0.70
Methyl tert butyl ether	ND		ug/l	2.5	0.70
p/m-Xylene	ND		ug/l	2.5	0.70
o-Xylene	ND		ug/l	2.5	0.70
cis-1,2-Dichloroethene	ND		ug/l	2.5	0.70
Styrene	ND		ug/l	2.5	0.70
Dichlorodifluoromethane	ND		ug/l	5.0	1.0
Acetone	ND		ug/l	5.0	1.5
Carbon disulfide	ND		ug/l	5.0	1.0
2-Butanone	ND		ug/l	5.0	1.9
4-Methyl-2-pentanone	ND		ug/l	5.0	1.0
2-Hexanone	ND		ug/l	5.0	1.0
Bromochloromethane	ND		ug/l	2.5	0.70
1,2-Dibromoethane	ND		ug/l	2.0	0.65
n-Butylbenzene	ND		ug/l	2.5	0.70
sec-Butylbenzene	ND		ug/l	2.5	0.70
1,2-Dibromo-3-chloropropane	ND		ug/l	2.5	0.70
Isopropylbenzene	ND		ug/l	2.5	0.70
p-Isopropyltoluene	ND		ug/l	2.5	0.70
n-Propylbenzene	ND		ug/l	2.5	0.70
1,2,3-Trichlorobenzene	ND		ug/l	2.5	0.70
1,2,4-Trichlorobenzene	ND		ug/l	2.5	0.70
1,3,5-Trimethylbenzene	ND		ug/l	2.5	0.70
1,2,4-Trimethylbenzene	ND		ug/l	2.5	0.70
Methyl Acetate	ND		ug/l	2.0	0.23
Cyclohexane	ND		ug/l	10	0.27
1,4-Dioxane	ND		ug/l	250	61.
Freon-113	ND		ug/l	2.5	0.70
Methyl cyclohexane	ND		ug/l	10	0.40

Project Name: 1111 ELMWOOD AVE. **Lab Number:** L1804399

Project Number: 0369-018-001-001-00 **Report Date:** 02/15/18

Method Blank Analysis
Batch Quality Control

Analytical Method: 1,8260C
Analytical Date: 02/09/18 09:05
Analyst: PD

Parameter	Result	Qualifier	Units	RL	MDL
Volatile Organics by GC/MS - Westborough Lab for sample(s): 05 Batch: WG1088104-5					

Surrogate	%Recovery	Qualifier	Acceptance Criteria
1,2-Dichloroethane-d4	91		70-130
Toluene-d8	99		70-130
4-Bromofluorobenzene	92		70-130
Dibromofluoromethane	98		70-130

Project Name: 1111 ELMWOOD AVE. **Lab Number:** L1804399

Project Number: 0369-018-001-001-00 **Report Date:** 02/15/18

Method Blank Analysis
Batch Quality Control

Analytical Method: 1,8260C
Analytical Date: 02/11/18 14:54
Analyst: AD

Parameter	Result	Qualifier	Units	RL	MDL
Volatile Organics by GC/MS - Westborough Lab for sample(s): 01-04 Batch: WG1088426-5					
Methylene chloride	ND		ug/l	2.5	0.70
1,1-Dichloroethane	ND		ug/l	2.5	0.70
Chloroform	ND		ug/l	2.5	0.70
Carbon tetrachloride	ND		ug/l	0.50	0.13
1,2-Dichloropropane	ND		ug/l	1.0	0.14
Dibromochloromethane	ND		ug/l	0.50	0.15
1,1,2-Trichloroethane	ND		ug/l	1.5	0.50
Tetrachloroethene	ND		ug/l	0.50	0.18
Chlorobenzene	ND		ug/l	2.5	0.70
Trichlorofluoromethane	ND		ug/l	2.5	0.70
1,2-Dichloroethane	ND		ug/l	0.50	0.13
1,1,1-Trichloroethane	ND		ug/l	2.5	0.70
Bromodichloromethane	ND		ug/l	0.50	0.19
trans-1,3-Dichloropropene	ND		ug/l	0.50	0.16
cis-1,3-Dichloropropene	ND		ug/l	0.50	0.14
Bromoform	ND		ug/l	2.0	0.65
1,1,2,2-Tetrachloroethane	ND		ug/l	0.50	0.17
Benzene	ND		ug/l	0.50	0.16
Toluene	ND		ug/l	2.5	0.70
Ethylbenzene	ND		ug/l	2.5	0.70
Chloromethane	ND		ug/l	2.5	0.70
Bromomethane	ND		ug/l	2.5	0.70
Vinyl chloride	ND		ug/l	1.0	0.07
Chloroethane	ND		ug/l	2.5	0.70
1,1-Dichloroethene	ND		ug/l	0.50	0.17
trans-1,2-Dichloroethene	ND		ug/l	2.5	0.70
Trichloroethene	ND		ug/l	0.50	0.18
1,2-Dichlorobenzene	ND		ug/l	2.5	0.70
1,3-Dichlorobenzene	ND		ug/l	2.5	0.70

Project Name: 1111 ELMWOOD AVE. **Lab Number:** L1804399

Project Number: 0369-018-001-001-00 **Report Date:** 02/15/18

Method Blank Analysis
Batch Quality Control

Analytical Method: 1,8260C
Analytical Date: 02/11/18 14:54
Analyst: AD

Parameter	Result	Qualifier	Units	RL	MDL
Volatile Organics by GC/MS - Westborough Lab for sample(s): 01-04 Batch: WG1088426-5					
1,4-Dichlorobenzene	ND		ug/l	2.5	0.70
Methyl tert butyl ether	ND		ug/l	2.5	0.70
p/m-Xylene	ND		ug/l	2.5	0.70
o-Xylene	ND		ug/l	2.5	0.70
cis-1,2-Dichloroethene	ND		ug/l	2.5	0.70
Styrene	ND		ug/l	2.5	0.70
Dichlorodifluoromethane	ND		ug/l	5.0	1.0
Acetone	ND		ug/l	5.0	1.5
Carbon disulfide	ND		ug/l	5.0	1.0
2-Butanone	ND		ug/l	5.0	1.9
4-Methyl-2-pentanone	ND		ug/l	5.0	1.0
2-Hexanone	ND		ug/l	5.0	1.0
Bromochloromethane	ND		ug/l	2.5	0.70
1,2-Dibromoethane	ND		ug/l	2.0	0.65
n-Butylbenzene	ND		ug/l	2.5	0.70
sec-Butylbenzene	ND		ug/l	2.5	0.70
1,2-Dibromo-3-chloropropane	ND		ug/l	2.5	0.70
Isopropylbenzene	ND		ug/l	2.5	0.70
p-Isopropyltoluene	ND		ug/l	2.5	0.70
n-Propylbenzene	ND		ug/l	2.5	0.70
1,2,3-Trichlorobenzene	ND		ug/l	2.5	0.70
1,2,4-Trichlorobenzene	ND		ug/l	2.5	0.70
1,3,5-Trimethylbenzene	ND		ug/l	2.5	0.70
1,2,4-Trimethylbenzene	ND		ug/l	2.5	0.70
Methyl Acetate	ND		ug/l	2.0	0.23
Cyclohexane	ND		ug/l	10	0.27
1,4-Dioxane	ND		ug/l	250	61.
Freon-113	ND		ug/l	2.5	0.70
Methyl cyclohexane	ND		ug/l	10	0.40

Project Name: 1111 ELMWOOD AVE.
Project Number: 0369-018-001-001-00

Lab Number: L1804399
Report Date: 02/15/18

Method Blank Analysis
Batch Quality Control

Analytical Method: 1,8260C
Analytical Date: 02/11/18 14:54
Analyst: AD

Parameter	Result	Qualifier	Units	RL	MDL
Volatile Organics by GC/MS - Westborough Lab for sample(s): 01-04 Batch: WG1088426-5					

Surrogate	%Recovery	Qualifier	Acceptance Criteria
1,2-Dichloroethane-d4	99		70-130
Toluene-d8	103		70-130
4-Bromofluorobenzene	101		70-130
Dibromofluoromethane	93		70-130

Lab Control Sample Analysis
Batch Quality Control

Project Name: 1111 ELMWOOD AVE.
Project Number: 0369-018-001-001-002

Lab Number: L1804399
Report Date: 02/15/18

Parameter	LCS %Recovery	Qual	LCSD %Recovery	Qual	%Recovery Limits	RPD	Qual	RPD Limits
Volatile Organics by GC/MS - Westborough Lab Associated sample(s): 05 Batch: WG1088104-3 WG1088104-4								
Methylene chloride	98		99		70-130	1		20
1,1-Dichloroethane	93		92		70-130	1		20
Chloroform	92		93		70-130	1		20
Carbon tetrachloride	92		92		63-132	0		20
1,2-Dichloropropane	92		93		70-130	1		20
Dibromochloromethane	98		96		63-130	2		20
1,1,2-Trichloroethane	99		98		70-130	1		20
Tetrachloroethene	98		97		70-130	1		20
Chlorobenzene	97		95		75-130	2		20
Trichlorofluoromethane	92		93		62-150	1		20
1,2-Dichloroethane	89		89		70-130	0		20
1,1,1-Trichloroethane	92		92		67-130	0		20
Bromodichloromethane	89		90		67-130	1		20
trans-1,3-Dichloropropene	94		93		70-130	1		20
cis-1,3-Dichloropropene	93		91		70-130	2		20
Bromoform	98		98		54-136	0		20
1,1,2,2-Tetrachloroethane	100		100		67-130	0		20
Benzene	89		89		70-130	0		20
Toluene	93		91		70-130	2		20
Ethylbenzene	93		92		70-130	1		20
Chloromethane	81		80		64-130	1		20
Bromomethane	100		100		39-139	0		20
Vinyl chloride	97		94		55-140	3		20

Lab Control Sample Analysis

Batch Quality Control

Project Name: 1111 ELMWOOD AVE.

Project Number: 0369-018-001-001-002

Lab Number: L1804399

Report Date: 02/15/18

Parameter	LCS %Recovery	Qual	LCSD %Recovery	Qual	%Recovery Limits	RPD	Qual	RPD Limits
Volatile Organics by GC/MS - Westborough Lab Associated sample(s): 05 Batch: WG1088104-3 WG1088104-4								
Chloroethane	100		100		55-138	0		20
1,1-Dichloroethene	93		93		61-145	0		20
trans-1,2-Dichloroethene	97		96		70-130	1		20
Trichloroethene	88		87		70-130	1		20
1,2-Dichlorobenzene	100		100		70-130	0		20
1,3-Dichlorobenzene	99		99		70-130	0		20
1,4-Dichlorobenzene	99		98		70-130	1		20
Methyl tert butyl ether	93		93		63-130	0		20
p/m-Xylene	95		95		70-130	0		20
o-Xylene	95		95		70-130	0		20
cis-1,2-Dichloroethene	95		94		70-130	1		20
Styrene	105		105		70-130	0		20
Dichlorodifluoromethane	74		75		36-147	1		20
Acetone	79		76		58-148	4		20
Carbon disulfide	95		96		51-130	1		20
2-Butanone	90		88		63-138	2		20
4-Methyl-2-pentanone	93		88		59-130	6		20
2-Hexanone	79		75		57-130	5		20
Bromochloromethane	97		97		70-130	0		20
1,2-Dibromoethane	96		96		70-130	0		20
n-Butylbenzene	96		95		53-136	1		20
sec-Butylbenzene	96		94		70-130	2		20
1,2-Dibromo-3-chloropropane	99		100		41-144	1		20

Lab Control Sample Analysis

Batch Quality Control

Project Name: 1111 ELMWOOD AVE.

Project Number: 0369-018-001-001-002

Lab Number: L1804399

Report Date: 02/15/18

Parameter	LCS %Recovery	Qual	LCSD %Recovery	Qual	%Recovery Limits	RPD	Qual	RPD Limits
Volatile Organics by GC/MS - Westborough Lab Associated sample(s): 05 Batch: WG1088104-3 WG1088104-4								
Isopropylbenzene	92		93		70-130	1		20
p-Isopropyltoluene	97		96		70-130	1		20
n-Propylbenzene	94		94		69-130	0		20
1,2,3-Trichlorobenzene	100		100		70-130	0		20
1,2,4-Trichlorobenzene	100		100		70-130	0		20
1,3,5-Trimethylbenzene	94		93		64-130	1		20
1,2,4-Trimethylbenzene	95		94		70-130	1		20
Methyl Acetate	98		98		70-130	0		20
Cyclohexane	90		89		70-130	1		20
1,4-Dioxane	126		120		56-162	5		20
Freon-113	97		98		70-130	1		20
Methyl cyclohexane	94		93		70-130	1		20

Surrogate	LCS %Recovery	Qual	LCSD %Recovery	Qual	Acceptance Criteria
1,2-Dichloroethane-d4	91		89		70-130
Toluene-d8	101		98		70-130
4-Bromofluorobenzene	92		90		70-130
Dibromofluoromethane	102		99		70-130

Lab Control Sample Analysis

Batch Quality Control

Project Name: 1111 ELMWOOD AVE.

Project Number: 0369-018-001-001-002

Lab Number: L1804399

Report Date: 02/15/18

Parameter	LCS %Recovery	Qual	LCSD %Recovery	Qual	%Recovery Limits	RPD	Qual	RPD Limits
Volatile Organics by GC/MS - Westborough Lab Associated sample(s): 01-04 Batch: WG1088426-3 WG1088426-4								
Methylene chloride	86		81		70-130	6		20
1,1-Dichloroethane	97		91		70-130	6		20
Chloroform	94		89		70-130	5		20
Carbon tetrachloride	80		76		63-132	5		20
1,2-Dichloropropane	94		90		70-130	4		20
Dibromochloromethane	83		78		63-130	6		20
1,1,2-Trichloroethane	94		91		70-130	3		20
Tetrachloroethene	93		86		70-130	8		20
Chlorobenzene	94		88		75-130	7		20
Trichlorofluoromethane	110		100		62-150	10		20
1,2-Dichloroethane	93		89		70-130	4		20
1,1,1-Trichloroethane	89		84		67-130	6		20
Bromodichloromethane	87		83		67-130	5		20
trans-1,3-Dichloropropene	85		81		70-130	5		20
cis-1,3-Dichloropropene	85		81		70-130	5		20
Bromoform	76		72		54-136	5		20
1,1,2,2-Tetrachloroethane	94		91		67-130	3		20
Benzene	93		87		70-130	7		20
Toluene	97		90		70-130	7		20
Ethylbenzene	99		93		70-130	6		20
Chloromethane	92		87		64-130	6		20
Bromomethane	89		80		39-139	11		20
Vinyl chloride	91		85		55-140	7		20

Lab Control Sample Analysis

Batch Quality Control

Project Name: 1111 ELMWOOD AVE.

Project Number: 0369-018-001-001-002

Lab Number: L1804399

Report Date: 02/15/18

Parameter	LCS %Recovery	Qual	LCSD %Recovery	Qual	%Recovery Limits	RPD	Qual	RPD Limits
Volatile Organics by GC/MS - Westborough Lab Associated sample(s): 01-04 Batch: WG1088426-3 WG1088426-4								
Chloroethane	100		98		55-138	2		20
1,1-Dichloroethene	89		84		61-145	6		20
trans-1,2-Dichloroethene	90		84		70-130	7		20
Trichloroethene	90		84		70-130	7		20
1,2-Dichlorobenzene	93		88		70-130	6		20
1,3-Dichlorobenzene	96		90		70-130	6		20
1,4-Dichlorobenzene	95		89		70-130	7		20
Methyl tert butyl ether	77		75		63-130	3		20
p/m-Xylene	100		90		70-130	11		20
o-Xylene	100		90		70-130	11		20
cis-1,2-Dichloroethene	91		83		70-130	9		20
Styrene	100		90		70-130	11		20
Dichlorodifluoromethane	77		72		36-147	7		20
Acetone	110		93		58-148	17		20
Carbon disulfide	88		82		51-130	7		20
2-Butanone	97		91		63-138	6		20
4-Methyl-2-pentanone	86		82		59-130	5		20
2-Hexanone	83		82		57-130	1		20
Bromochloromethane	84		82		70-130	2		20
1,2-Dibromoethane	86		83		70-130	4		20
n-Butylbenzene	110		100		53-136	10		20
sec-Butylbenzene	110		99		70-130	11		20
1,2-Dibromo-3-chloropropane	70		68		41-144	3		20

Lab Control Sample Analysis

Batch Quality Control

Project Name: 1111 ELMWOOD AVE.

Project Number: 0369-018-001-001-002

Lab Number: L1804399

Report Date: 02/15/18

Parameter	LCS %Recovery	Qual	LCSD %Recovery	Qual	%Recovery Limits	RPD	Qual	RPD Limits
Volatile Organics by GC/MS - Westborough Lab Associated sample(s): 01-04 Batch: WG1088426-3 WG1088426-4								
Isopropylbenzene	100		97		70-130	3		20
p-Isopropyltoluene	100		96		70-130	4		20
n-Propylbenzene	110		100		69-130	10		20
1,2,3-Trichlorobenzene	87		86		70-130	1		20
1,2,4-Trichlorobenzene	89		86		70-130	3		20
1,3,5-Trimethylbenzene	100		96		64-130	4		20
1,2,4-Trimethylbenzene	100		96		70-130	4		20
Methyl Acetate	87		90		70-130	3		20
Cyclohexane	100		96		70-130	4		20
1,4-Dioxane	62		70		56-162	12		20
Freon-113	91		86		70-130	6		20
Methyl cyclohexane	94		88		70-130	7		20

Surrogate	LCS %Recovery	Qual	LCSD %Recovery	Qual	Acceptance Criteria
1,2-Dichloroethane-d4	101		103		70-130
Toluene-d8	105		104		70-130
4-Bromofluorobenzene	103		102		70-130
Dibromofluoromethane	94		95		70-130

Matrix Spike Analysis

Batch Quality Control

Project Name: 1111 ELMWOOD AVE.

Project Number: 0369-018-001-001-002

Lab Number: L1804399

Report Date: 02/15/18

Parameter	Native Sample	MS Added	MS Found	MS %Recovery	Qual	MSD Found	MSD %Recovery	Qual	Recovery Limits	RPD	Qual	RPD Limits
Volatile Organics by GC/MS - Westborough Lab Associated sample(s): 01-04 QC Batch ID: WG1088426-6 WG1088426-7 QC Sample: L1804399-04 Client ID: RI-MW-3												
Methylene chloride	ND	10	9.8	98		8.5	85		70-130	14		20
1,1-Dichloroethane	ND	10	11	110		9.4	94		70-130	16		20
Chloroform	ND	10	10	100		9.2	92		70-130	8		20
Carbon tetrachloride	ND	10	8.3	83		7.6	76		63-132	9		20
1,2-Dichloropropane	ND	10	10	100		9.3	93		70-130	7		20
Dibromochloromethane	ND	10	8.7	87		7.7	77		63-130	12		20
1,1,2-Trichloroethane	ND	10	11	110		9.6	96		70-130	14		20
Tetrachloroethene	ND	10	9.6	96		8.2	82		70-130	16		20
Chlorobenzene	ND	10	10	100		8.7	87		75-130	14		20
Trichlorofluoromethane	ND	10	13	130		11	110		62-150	17		20
1,2-Dichloroethane	ND	10	11	110		9.6	96		70-130	14		20
1,1,1-Trichloroethane	ND	10	9.6	96		8.6	86		67-130	11		20
Bromodichloromethane	ND	10	9.7	97		8.6	86		67-130	12		20
trans-1,3-Dichloropropene	ND	10	9.2	92		8.2	82		70-130	11		20
cis-1,3-Dichloropropene	ND	10	8.9	89		7.9	79		70-130	12		20
Bromoform	ND	10	7.7	77		6.9	69		54-136	11		20
1,1,2,2-Tetrachloroethane	ND	10	11	110		9.8	98		67-130	12		20
Benzene	ND	10	10	100		9.0	90		70-130	11		20
Toluene	ND	10	10	100		9.2	92		70-130	8		20
Ethylbenzene	ND	10	11	110		9.3	93		70-130	17		20
Chloromethane	ND	10	10	100		9.5	95		64-130	5		20
Bromomethane	ND	10	7.9	79		7.5	75		39-139	5		20
Vinyl chloride	ND	10	10	100		9.4	94		55-140	6		20

Matrix Spike Analysis

Batch Quality Control

Project Name: 1111 ELMWOOD AVE.

Project Number: 0369-018-001-001-002

Lab Number: L1804399

Report Date: 02/15/18

Parameter	Native Sample	MS Added	MS Found	MS %Recovery	Qual	MSD Found	MSD %Recovery	Qual	Recovery Limits	RPD	Qual	RPD Limits
Volatile Organics by GC/MS - Westborough Lab Associated sample(s): 01-04 QC Batch ID: WG1088426-6 WG1088426-7 QC Sample: L1804399-04 Client ID: RI-MW-3												
Chloroethane	ND	10	11	110		9.8	98		55-138	12		20
1,1-Dichloroethene	ND	10	9.5	95		8.6	86		61-145	10		20
trans-1,2-Dichloroethene	ND	10	9.6	96		8.5	85		70-130	12		20
Trichloroethene	ND	10	9.8	98		8.6	86		70-130	13		20
1,2-Dichlorobenzene	ND	10	9.9	99		8.7	87		70-130	13		20
1,3-Dichlorobenzene	ND	10	9.7	97		8.5	85		70-130	13		20
1,4-Dichlorobenzene	ND	10	9.8	98		8.6	86		70-130	13		20
Methyl tert butyl ether	6.6	10	18	114		17	104		63-130	6		20
p/m-Xylene	ND	20	21	105		18	90		70-130	15		20
o-Xylene	ND	20	21	105		18	90		70-130	15		20
cis-1,2-Dichloroethene	ND	10	9.7	97		8.4	84		70-130	14		20
Styrene	ND	20	21	105		18	90		70-130	15		20
Dichlorodifluoromethane	ND	10	8.7	87		7.6	76		36-147	13		20
Acetone	5.5	10	19	135		17	115		58-148	11		20
Carbon disulfide	ND	10	10	100		9.2	92		51-130	8		20
2-Butanone	ND	10	14	**140**	Q	12	120		63-138	15		20
4-Methyl-2-pentanone	ND	10	10	100		9.2	92		59-130	8		20
2-Hexanone	ND	10	11	110		10	100		57-130	10		20
Bromochloromethane	ND	10	9.2	92		8.3	83		70-130	10		20
1,2-Dibromoethane	ND	10	9.6	96		8.6	86		70-130	11		20
n-Butylbenzene	ND	10	11	110		9.8	98		53-136	12		20
sec-Butylbenzene	ND	10	11	110		9.6	96		70-130	14		20
1,2-Dibromo-3-chloropropane	ND	10	7.9	79		7.4	74		41-144	7		20

Matrix Spike Analysis

Batch Quality Control

Project Name: 1111 ELMWOOD AVE.
Project Number: 0369-018-001-001-002

Lab Number: L1804399
Report Date: 02/15/18

Parameter	Native Sample	MS Added	MS Found	MS %Recovery	Qual	MSD Found	MSD %Recovery	Qual	Recovery Limits	RPD	Qual	RPD Limits
Volatile Organics by GC/MS - Westborough Lab Associated sample(s): 01-04 QC Batch ID: WG1088426-6 WG1088426-7 QC Sample: L1804399-04 Client ID: RI-MW-3												
Isopropylbenzene	ND	10	11	110		9.3	93		70-130	17		20
p-Isopropyltoluene	ND	10	10	100		9.2	92		70-130	8		20
n-Propylbenzene	ND	10	12	120		10	100		69-130	18		20
1,2,3-Trichlorobenzene	ND	10	9.1	91		9.2	92		70-130	1		20
1,2,4-Trichlorobenzene	ND	10	9.1	91		8.6	86		70-130	6		20
1,3,5-Trimethylbenzene	ND	10	11	110		9.2	92		64-130	18		20
1,2,4-Trimethylbenzene	ND	10	11	110		9.4	94		70-130	16		20
Methyl Acetate	ND	10	11	110		9.7	97		70-130	13		20
Cyclohexane	ND	10	12	120		10	100		70-130	18		20
1,4-Dioxane	ND	500	390	78		450	90		56-162	14		20
Freon-113	ND	10	9.9	99		8.7	87		70-130	13		20
Methyl cyclohexane	ND	10	10	100		9.1J	91		70-130	9		20

Surrogate	MS % Recovery	MS Qualifier	MSD % Recovery	MSD Qualifier	Acceptance Criteria
1,2-Dichloroethane-d4	113		113		70-130
4-Bromofluorobenzene	102		102		70-130
Dibromofluoromethane	96		96		70-130
Toluene-d8	103		103		70-130

SEMIVOLATILES

Project Name: 1111 ELMWOOD AVE.
Project Number: 0369-018-001-001-002
Lab Number: L1804399
Report Date: 02/15/18

SAMPLE RESULTS

Lab ID: L1804399-01
Client ID: RI-MW-1
Sample Location: BUFFALO, NY
Sample Depth:
Matrix: Water
Analytical Method: 1,8270D
Analytical Date: 02/13/18 05:59
Analyst: CB

Date Collected: 02/07/18 10:00
Date Received: 02/08/18
Field Prep: Not Specified

Extraction Method: EPA 3510C
Extraction Date: 02/10/18 17:05

Parameter	Result	Qualifier	Units	RL	MDL	Dilution Factor
Semivolatile Organics by GC/MS - Westborough Lab						
Bis(2-chloroethyl)ether	ND		ug/l	2.0	0.67	1
3,3'-Dichlorobenzidine	ND		ug/l	5.0	1.4	1
2,4-Dinitrotoluene	ND		ug/l	5.0	0.84	1
2,6-Dinitrotoluene	ND		ug/l	5.0	1.1	1
4-Chlorophenyl phenyl ether	ND		ug/l	2.0	0.62	1
4-Bromophenyl phenyl ether	ND		ug/l	2.0	0.73	1
Bis(2-chloroisopropyl)ether	ND		ug/l	2.0	0.70	1
Bis(2-chloroethoxy)methane	ND		ug/l	5.0	0.63	1
Hexachlorocyclopentadiene	ND		ug/l	20	7.8	1
Isophorone	ND		ug/l	5.0	0.60	1
Nitrobenzene	ND		ug/l	2.0	0.75	1
NDPA/DPA	ND		ug/l	2.0	0.64	1
n-Nitrosodi-n-propylamine	ND		ug/l	5.0	0.70	1
Bis(2-ethylhexyl)phthalate	ND		ug/l	3.0	0.91	1
Butyl benzyl phthalate	ND		ug/l	5.0	1.3	1
Di-n-butylphthalate	ND		ug/l	5.0	0.69	1
Di-n-octylphthalate	ND		ug/l	5.0	1.1	1
Diethyl phthalate	ND		ug/l	5.0	0.63	1
Dimethyl phthalate	ND		ug/l	5.0	0.65	1
Biphenyl	ND		ug/l	2.0	0.76	1
4-Chloroaniline	ND		ug/l	5.0	0.63	1
2-Nitroaniline	ND		ug/l	5.0	1.1	1
3-Nitroaniline	ND		ug/l	5.0	1.2	1
4-Nitroaniline	ND		ug/l	5.0	1.3	1
Dibenzofuran	ND		ug/l	2.0	0.66	1
1,2,4,5-Tetrachlorobenzene	ND		ug/l	10	0.67	1
Acetophenone	ND		ug/l	5.0	0.85	1
2,4,6-Trichlorophenol	ND		ug/l	5.0	0.68	1
p-Chloro-m-cresol	ND		ug/l	2.0	0.62	1

Project Name: 1111 ELMWOOD AVE. **Lab Number:** L1804399

Project Number: 0369-018-001-001-002 **Report Date:** 02/15/18

SAMPLE RESULTS

Lab ID: L1804399-01 Date Collected: 02/07/18 10:00
Client ID: RI-MW-1 Date Received: 02/08/18
Sample Location: BUFFALO, NY Field Prep: Not Specified
Sample Depth:

Parameter	Result	Qualifier	Units	RL	MDL	Dilution Factor
Semivolatile Organics by GC/MS - Westborough Lab						
2-Chlorophenol	ND		ug/l	2.0	0.63	1
2,4-Dichlorophenol	ND		ug/l	5.0	0.77	1
2,4-Dimethylphenol	ND		ug/l	5.0	1.6	1
2-Nitrophenol	ND		ug/l	10	1.5	1
4-Nitrophenol	ND		ug/l	10	1.8	1
2,4-Dinitrophenol	ND		ug/l	20	5.5	1
4,6-Dinitro-o-cresol	ND		ug/l	10	2.1	1
Phenol	ND		ug/l	5.0	1.9	1
3-Methylphenol/4-Methylphenol	ND		ug/l	5.0	1.1	1
2,4,5-Trichlorophenol	ND		ug/l	5.0	0.72	1
Carbazole	ND		ug/l	2.0	0.63	1
Atrazine	ND		ug/l	10	1.8	1
Benzaldehyde	ND		ug/l	5.0	1.1	1
Caprolactam	ND		ug/l	10	3.6	1
2,3,4,6-Tetrachlorophenol	ND		ug/l	5.0	0.93	1

Surrogate	% Recovery	Qualifier	Acceptance Criteria
2-Fluorophenol	43		21-120
Phenol-d6	34		10-120
Nitrobenzene-d5	79		23-120
2-Fluorobiphenyl	77		15-120
2,4,6-Tribromophenol	87		10-120
4-Terphenyl-d14	85		41-149

Project Name: 1111 ELMWOOD AVE.
Project Number: 0369-018-001-001-002

Lab Number: L1804399
Report Date: 02/15/18

SAMPLE RESULTS

Lab ID: L1804399-01
Client ID: RI-MW-1
Sample Location: BUFFALO, NY
Sample Depth:
Matrix: Water
Analytical Method: 1,8270D-SIM
Analytical Date: 02/11/18 15:02
Analyst: KL

Date Collected: 02/07/18 10:00
Date Received: 02/08/18
Field Prep: Not Specified

Extraction Method: EPA 3510C
Extraction Date: 02/10/18 17:05

Parameter	Result	Qualifier	Units	RL	MDL	Dilution Factor
Semivolatile Organics by GC/MS-SIM - Westborough Lab						
Acenaphthene	0.06	J	ug/l	0.10	0.04	1
2-Chloronaphthalene	ND		ug/l	0.20	0.04	1
Fluoranthene	ND		ug/l	0.10	0.04	1
Hexachlorobutadiene	ND		ug/l	0.50	0.04	1
Naphthalene	0.14		ug/l	0.10	0.04	1
Benzo(a)anthracene	ND		ug/l	0.10	0.02	1
Benzo(a)pyrene	ND		ug/l	0.10	0.04	1
Benzo(b)fluoranthene	ND		ug/l	0.10	0.02	1
Benzo(k)fluoranthene	ND		ug/l	0.10	0.04	1
Chrysene	ND		ug/l	0.10	0.04	1
Acenaphthylene	ND		ug/l	0.10	0.04	1
Anthracene	ND		ug/l	0.10	0.04	1
Benzo(ghi)perylene	ND		ug/l	0.10	0.04	1
Fluorene	0.30		ug/l	0.10	0.04	1
Phenanthrene	0.85		ug/l	0.10	0.02	1
Dibenzo(a,h)anthracene	ND		ug/l	0.10	0.04	1
Indeno(1,2,3-cd)pyrene	ND		ug/l	0.10	0.04	1
Pyrene	ND		ug/l	0.10	0.04	1
2-Methylnaphthalene	0.17		ug/l	0.10	0.05	1
Pentachlorophenol	ND		ug/l	0.80	0.22	1
Hexachlorobenzene	ND		ug/l	0.80	0.03	1
Hexachloroethane	ND		ug/l	0.80	0.03	1

Project Name: 1111 ELMWOOD AVE. **Lab Number:** L1804399

Project Number: 0369-018-001-001-002 **Report Date:** 02/15/18

SAMPLE RESULTS

Lab ID: L1804399-01 Date Collected: 02/07/18 10:00

Client ID: RI-MW-1 Date Received: 02/08/18

Sample Location: BUFFALO, NY Field Prep: Not Specified

Sample Depth:

Parameter	Result	Qualifier	Units	RL	MDL	Dilution Factor

Semivolatile Organics by GC/MS-SIM - Westborough Lab

Surrogate	% Recovery	Qualifier	Acceptance Criteria
2-Fluorophenol	43		21-120
Phenol-d6	31		10-120
Nitrobenzene-d5	79		23-120
2-Fluorobiphenyl	76		15-120
2,4,6-Tribromophenol	82		10-120
4-Terphenyl-d14	98		41-149

Project Name: 1111 ELMWOOD AVE.
Project Number: 0369-018-001-001-002
Lab Number: L1804399
Report Date: 02/15/18

SAMPLE RESULTS

Lab ID: L1804399-02
Client ID: RI-MW-2
Sample Location: BUFFALO, NY
Sample Depth:
Matrix: Water
Analytical Method: 1,8270D
Analytical Date: 02/14/18 01:13
Analyst: PS

Date Collected: 02/07/18 08:55
Date Received: 02/08/18
Field Prep: Not Specified

Extraction Method: EPA 3510C
Extraction Date: 02/10/18 17:05

Parameter	Result	Qualifier	Units	RL	MDL	Dilution Factor
Semivolatile Organics by GC/MS - Westborough Lab						
Bis(2-chloroethyl)ether	ND		ug/l	2.0	0.67	1
3,3'-Dichlorobenzidine	ND		ug/l	5.0	1.4	1
2,4-Dinitrotoluene	ND		ug/l	5.0	0.84	1
2,6-Dinitrotoluene	ND		ug/l	5.0	1.1	1
4-Chlorophenyl phenyl ether	ND		ug/l	2.0	0.62	1
4-Bromophenyl phenyl ether	ND		ug/l	2.0	0.73	1
Bis(2-chloroisopropyl)ether	ND		ug/l	2.0	0.70	1
Bis(2-chloroethoxy)methane	ND		ug/l	5.0	0.63	1
Hexachlorocyclopentadiene	ND		ug/l	20	7.8	1
Isophorone	ND		ug/l	5.0	0.60	1
Nitrobenzene	ND		ug/l	2.0	0.75	1
NDPA/DPA	ND		ug/l	2.0	0.64	1
n-Nitrosodi-n-propylamine	ND		ug/l	5.0	0.70	1
Bis(2-ethylhexyl)phthalate	ND		ug/l	3.0	0.91	1
Butyl benzyl phthalate	ND		ug/l	5.0	1.3	1
Di-n-butylphthalate	ND		ug/l	5.0	0.69	1
Di-n-octylphthalate	ND		ug/l	5.0	1.1	1
Diethyl phthalate	ND		ug/l	5.0	0.63	1
Dimethyl phthalate	ND		ug/l	5.0	0.65	1
Biphenyl	ND		ug/l	2.0	0.76	1
4-Chloroaniline	ND		ug/l	5.0	0.63	1
2-Nitroaniline	ND		ug/l	5.0	1.1	1
3-Nitroaniline	ND		ug/l	5.0	1.2	1
4-Nitroaniline	ND		ug/l	5.0	1.3	1
Dibenzofuran	ND		ug/l	2.0	0.66	1
1,2,4,5-Tetrachlorobenzene	ND		ug/l	10	0.67	1
Acetophenone	ND		ug/l	5.0	0.85	1
2,4,6-Trichlorophenol	ND		ug/l	5.0	0.68	1
p-Chloro-m-cresol	ND		ug/l	2.0	0.62	1

Project Name: 1111 ELMWOOD AVE. **Lab Number:** L1804399

Project Number: 0369-018-001-001-002 **Report Date:** 02/15/18

SAMPLE RESULTS

Lab ID: L1804399-02 Date Collected: 02/07/18 08:55

Client ID: RI-MW-2 Date Received: 02/08/18

Sample Location: BUFFALO, NY Field Prep: Not Specified

Sample Depth:

Parameter	Result	Qualifier	Units	RL	MDL	Dilution Factor
Semivolatile Organics by GC/MS - Westborough Lab						
2-Chlorophenol	ND		ug/l	2.0	0.63	1
2,4-Dichlorophenol	ND		ug/l	5.0	0.77	1
2,4-Dimethylphenol	ND		ug/l	5.0	1.6	1
2-Nitrophenol	ND		ug/l	10	1.5	1
4-Nitrophenol	ND		ug/l	10	1.8	1
2,4-Dinitrophenol	ND		ug/l	20	5.5	1
4,6-Dinitro-o-cresol	ND		ug/l	10	2.1	1
Phenol	ND		ug/l	5.0	1.9	1
3-Methylphenol/4-Methylphenol	ND		ug/l	5.0	1.1	1
2,4,5-Trichlorophenol	ND		ug/l	5.0	0.72	1
Carbazole	ND		ug/l	2.0	0.63	1
Atrazine	ND		ug/l	10	1.8	1
Benzaldehyde	ND		ug/l	5.0	1.1	1
Caprolactam	ND		ug/l	10	3.6	1
2,3,4,6-Tetrachlorophenol	ND		ug/l	5.0	0.93	1

Surrogate	% Recovery	Qualifier	Acceptance Criteria
2-Fluorophenol	43		21-120
Phenol-d6	35		10-120
Nitrobenzene-d5	94		23-120
2-Fluorobiphenyl	74		15-120
2,4,6-Tribromophenol	102		10-120
4-Terphenyl-d14	89		41-149

Project Name: 1111 ELMWOOD AVE.
Project Number: 0369-018-001-001-002

Lab Number: L1804399
Report Date: 02/15/18

SAMPLE RESULTS

Lab ID: L1804399-02
Client ID: RI-MW-2
Sample Location: BUFFALO, NY
Sample Depth:
Matrix: Water
Analytical Method: 1,8270D-SIM
Analytical Date: 02/11/18 15:27
Analyst: KL

Date Collected: 02/07/18 08:55
Date Received: 02/08/18
Field Prep: Not Specified

Extraction Method: EPA 3510C
Extraction Date: 02/10/18 17:05

Parameter	Result	Qualifier	Units	RL	MDL	Dilution Factor
Semivolatile Organics by GC/MS-SIM - Westborough Lab						
Acenaphthene	ND		ug/l	0.10	0.04	1
2-Chloronaphthalene	ND		ug/l	0.20	0.04	1
Fluoranthene	0.04	J	ug/l	0.10	0.04	1
Hexachlorobutadiene	ND		ug/l	0.50	0.04	1
Naphthalene	0.08	J	ug/l	0.10	0.04	1
Benzo(a)anthracene	0.02	J	ug/l	0.10	0.02	1
Benzo(a)pyrene	ND		ug/l	0.10	0.04	1
Benzo(b)fluoranthene	ND		ug/l	0.10	0.02	1
Benzo(k)fluoranthene	ND		ug/l	0.10	0.04	1
Chrysene	ND		ug/l	0.10	0.04	1
Acenaphthylene	ND		ug/l	0.10	0.04	1
Anthracene	ND		ug/l	0.10	0.04	1
Benzo(ghi)perylene	ND		ug/l	0.10	0.04	1
Fluorene	0.17		ug/l	0.10	0.04	1
Phenanthrene	0.61		ug/l	0.10	0.02	1
Dibenzo(a,h)anthracene	ND		ug/l	0.10	0.04	1
Indeno(1,2,3-cd)pyrene	ND		ug/l	0.10	0.04	1
Pyrene	ND		ug/l	0.10	0.04	1
2-Methylnaphthalene	0.10	J	ug/l	0.10	0.05	1
Pentachlorophenol	ND		ug/l	0.80	0.22	1
Hexachlorobenzene	ND		ug/l	0.80	0.03	1
Hexachloroethane	ND		ug/l	0.80	0.03	1

Project Name: 1111 ELMWOOD AVE. **Lab Number:** L1804399

Project Number: 0369-018-001-001-002 **Report Date:** 02/15/18

SAMPLE RESULTS

Lab ID: L1804399-02 Date Collected: 02/07/18 08:55

Client ID: RI-MW-2 Date Received: 02/08/18

Sample Location: BUFFALO, NY Field Prep: Not Specified

Sample Depth:

Parameter	Result	Qualifier	Units	RL	MDL	Dilution Factor

Semivolatile Organics by GC/MS-SIM - Westborough Lab

Surrogate	% Recovery	Qualifier	Acceptance Criteria
2-Fluorophenol	41		21-120
Phenol-d6	30		10-120
Nitrobenzene-d5	77		23-120
2-Fluorobiphenyl	75		15-120
2,4,6-Tribromophenol	79		10-120
4-Terphenyl-d14	93		41-149

Project Name: 1111 ELMWOOD AVE.
Project Number: 0369-018-001-001-002
Lab Number: L1804399
Report Date: 02/15/18

SAMPLE RESULTS

Lab ID: L1804399-03
Client ID: BLIND DUP
Sample Location: BUFFALO, NY
Sample Depth:
Matrix: Water
Analytical Method: 1,8270D
Analytical Date: 02/14/18 01:38
Analyst: PS

Date Collected: 02/07/18 12:00
Date Received: 02/08/18
Field Prep: Not Specified

Extraction Method: EPA 3510C
Extraction Date: 02/10/18 17:05

Parameter	Result	Qualifier	Units	RL	MDL	Dilution Factor
Semivolatile Organics by GC/MS - Westborough Lab						
Bis(2-chloroethyl)ether	ND		ug/l	2.0	0.67	1
3,3'-Dichlorobenzidine	ND		ug/l	5.0	1.4	1
2,4-Dinitrotoluene	ND		ug/l	5.0	0.84	1
2,6-Dinitrotoluene	ND		ug/l	5.0	1.1	1
4-Chlorophenyl phenyl ether	ND		ug/l	2.0	0.62	1
4-Bromophenyl phenyl ether	ND		ug/l	2.0	0.73	1
Bis(2-chloroisopropyl)ether	ND		ug/l	2.0	0.70	1
Bis(2-chloroethoxy)methane	ND		ug/l	5.0	0.63	1
Hexachlorocyclopentadiene	ND		ug/l	20	7.8	1
Isophorone	ND		ug/l	5.0	0.60	1
Nitrobenzene	ND		ug/l	2.0	0.75	1
NDPA/DPA	ND		ug/l	2.0	0.64	1
n-Nitrosodi-n-propylamine	ND		ug/l	5.0	0.70	1
Bis(2-ethylhexyl)phthalate	1.1	J	ug/l	3.0	0.91	1
Butyl benzyl phthalate	ND		ug/l	5.0	1.3	1
Di-n-butylphthalate	ND		ug/l	5.0	0.69	1
Di-n-octylphthalate	ND		ug/l	5.0	1.1	1
Diethyl phthalate	ND		ug/l	5.0	0.63	1
Dimethyl phthalate	ND		ug/l	5.0	0.65	1
Biphenyl	ND		ug/l	2.0	0.76	1
4-Chloroaniline	ND		ug/l	5.0	0.63	1
2-Nitroaniline	ND		ug/l	5.0	1.1	1
3-Nitroaniline	ND		ug/l	5.0	1.2	1
4-Nitroaniline	ND		ug/l	5.0	1.3	1
Dibenzofuran	ND		ug/l	2.0	0.66	1
1,2,4,5-Tetrachlorobenzene	ND		ug/l	10	0.67	1
Acetophenone	ND		ug/l	5.0	0.85	1
2,4,6-Trichlorophenol	ND		ug/l	5.0	0.68	1
p-Chloro-m-cresol	ND		ug/l	2.0	0.62	1

Project Name: 1111 ELMWOOD AVE. **Lab Number:** L1804399

Project Number: 0369-018-001-001-002 **Report Date:** 02/15/18

SAMPLE RESULTS

Lab ID: L1804399-03 Date Collected: 02/07/18 12:00

Client ID: BLIND DUP Date Received: 02/08/18

Sample Location: BUFFALO, NY Field Prep: Not Specified

Sample Depth:

Parameter	Result	Qualifier	Units	RL	MDL	Dilution Factor
Semivolatile Organics by GC/MS - Westborough Lab						
2-Chlorophenol	ND		ug/l	2.0	0.63	1
2,4-Dichlorophenol	ND		ug/l	5.0	0.77	1
2,4-Dimethylphenol	ND		ug/l	5.0	1.6	1
2-Nitrophenol	ND		ug/l	10	1.5	1
4-Nitrophenol	ND		ug/l	10	1.8	1
2,4-Dinitrophenol	ND		ug/l	20	5.5	1
4,6-Dinitro-o-cresol	ND		ug/l	10	2.1	1
Phenol	ND		ug/l	5.0	1.9	1
3-Methylphenol/4-Methylphenol	ND		ug/l	5.0	1.1	1
2,4,5-Trichlorophenol	ND		ug/l	5.0	0.72	1
Carbazole	ND		ug/l	2.0	0.63	1
Atrazine	ND		ug/l	10	1.8	1
Benzaldehyde	ND		ug/l	5.0	1.1	1
Caprolactam	ND		ug/l	10	3.6	1
2,3,4,6-Tetrachlorophenol	ND		ug/l	5.0	0.93	1

Surrogate	% Recovery	Qualifier	Acceptance Criteria
2-Fluorophenol	47		21-120
Phenol-d6	38		10-120
Nitrobenzene-d5	105		23-120
2-Fluorobiphenyl	83		15-120
2,4,6-Tribromophenol	**121**	Q	10-120
4-Terphenyl-d14	100		41-149

Project Name: 1111 ELMWOOD AVE.
Project Number: 0369-018-001-001-002

Lab Number: L1804399
Report Date: 02/15/18

SAMPLE RESULTS

Lab ID: L1804399-03
Client ID: BLIND DUP
Sample Location: BUFFALO, NY
Sample Depth:
Matrix: Water
Analytical Method: 1,8270D-SIM
Analytical Date: 02/11/18 15:52
Analyst: KL

Date Collected: 02/07/18 12:00
Date Received: 02/08/18
Field Prep: Not Specified

Extraction Method: EPA 3510C
Extraction Date: 02/10/18 17:05

Parameter	Result	Qualifier	Units	RL	MDL	Dilution Factor
Semivolatile Organics by GC/MS-SIM - Westborough Lab						
Acenaphthene	ND		ug/l	0.10	0.04	1
2-Chloronaphthalene	ND		ug/l	0.20	0.04	1
Fluoranthene	0.04	J	ug/l	0.10	0.04	1
Hexachlorobutadiene	ND		ug/l	0.50	0.04	1
Naphthalene	0.08	J	ug/l	0.10	0.04	1
Benzo(a)anthracene	ND		ug/l	0.10	0.02	1
Benzo(a)pyrene	ND		ug/l	0.10	0.04	1
Benzo(b)fluoranthene	ND		ug/l	0.10	0.02	1
Benzo(k)fluoranthene	ND		ug/l	0.10	0.04	1
Chrysene	ND		ug/l	0.10	0.04	1
Acenaphthylene	ND		ug/l	0.10	0.04	1
Anthracene	ND		ug/l	0.10	0.04	1
Benzo(ghi)perylene	ND		ug/l	0.10	0.04	1
Fluorene	0.11		ug/l	0.10	0.04	1
Phenanthrene	0.54		ug/l	0.10	0.02	1
Dibenzo(a,h)anthracene	ND		ug/l	0.10	0.04	1
Indeno(1,2,3-cd)pyrene	ND		ug/l	0.10	0.04	1
Pyrene	ND		ug/l	0.10	0.04	1
2-Methylnaphthalene	0.06	J	ug/l	0.10	0.05	1
Pentachlorophenol	ND		ug/l	0.80	0.22	1
Hexachlorobenzene	ND		ug/l	0.80	0.03	1
Hexachloroethane	ND		ug/l	0.80	0.03	1

Project Name: 1111 ELMWOOD AVE. **Lab Number:** L1804399

Project Number: 0369-018-001-001-002 **Report Date:** 02/15/18

SAMPLE RESULTS

Lab ID: L1804399-03 Date Collected: 02/07/18 12:00

Client ID: BLIND DUP Date Received: 02/08/18

Sample Location: BUFFALO, NY Field Prep: Not Specified

Sample Depth:

Parameter	Result	Qualifier	Units	RL	MDL	Dilution Factor

Semivolatile Organics by GC/MS-SIM - Westborough Lab

Surrogate	% Recovery	Qualifier	Acceptance Criteria
2-Fluorophenol	43		21-120
Phenol-d6	31		10-120
Nitrobenzene-d5	82		23-120
2-Fluorobiphenyl	82		15-120
2,4,6-Tribromophenol	88		10-120
4-Terphenyl-d14	105		41-149

Project Name: 1111 ELMWOOD AVE.
Project Number: 0369-018-001-001-002
Lab Number: L1804399
Report Date: 02/15/18

SAMPLE RESULTS

Lab ID: L1804399-04
Client ID: RI-MW-3
Sample Location: BUFFALO, NY
Sample Depth:
Matrix: Water
Analytical Method: 1,8270D
Analytical Date: 02/14/18 03:20
Analyst: PS

Date Collected: 02/07/18 09:15
Date Received: 02/08/18
Field Prep: Not Specified

Extraction Method: EPA 3510C
Extraction Date: 02/10/18 17:05

Parameter	Result	Qualifier	Units	RL	MDL	Dilution Factor
Semivolatile Organics by GC/MS - Westborough Lab						
Bis(2-chloroethyl)ether	ND		ug/l	2.0	0.65	1
3,3'-Dichlorobenzidine	ND		ug/l	4.9	1.4	1
2,4-Dinitrotoluene	ND		ug/l	4.9	0.83	1
2,6-Dinitrotoluene	ND		ug/l	4.9	1.1	1
4-Chlorophenyl phenyl ether	ND		ug/l	2.0	0.61	1
4-Bromophenyl phenyl ether	ND		ug/l	2.0	0.72	1
Bis(2-chloroisopropyl)ether	ND		ug/l	2.0	0.68	1
Bis(2-chloroethoxy)methane	ND		ug/l	4.9	0.61	1
Hexachlorocyclopentadiene	ND		ug/l	20	7.7	1
Isophorone	ND		ug/l	4.9	0.59	1
Nitrobenzene	ND		ug/l	2.0	0.74	1
NDPA/DPA	ND		ug/l	2.0	0.63	1
n-Nitrosodi-n-propylamine	ND		ug/l	4.9	0.68	1
Bis(2-ethylhexyl)phthalate	ND		ug/l	2.9	0.89	1
Butyl benzyl phthalate	ND		ug/l	4.9	1.2	1
Di-n-butylphthalate	ND		ug/l	4.9	0.67	1
Di-n-octylphthalate	ND		ug/l	4.9	1.1	1
Diethyl phthalate	ND		ug/l	4.9	0.61	1
Dimethyl phthalate	ND		ug/l	4.9	0.64	1
Biphenyl	ND		ug/l	2.0	0.74	1
4-Chloroaniline	ND		ug/l	4.9	0.62	1
2-Nitroaniline	ND		ug/l	4.9	1.1	1
3-Nitroaniline	ND		ug/l	4.9	1.2	1
4-Nitroaniline	ND		ug/l	4.9	1.3	1
Dibenzofuran	ND		ug/l	2.0	0.64	1
1,2,4,5-Tetrachlorobenzene	ND		ug/l	9.8	0.65	1
Acetophenone	ND		ug/l	4.9	0.83	1
2,4,6-Trichlorophenol	ND		ug/l	4.9	0.67	1
p-Chloro-m-cresol	ND		ug/l	2.0	0.60	1

Project Name: 1111 ELMWOOD AVE. **Lab Number:** L1804399

Project Number: 0369-018-001-001-002 **Report Date:** 02/15/18

SAMPLE RESULTS

Lab ID: L1804399-04 Date Collected: 02/07/18 09:15

Client ID: RI-MW-3 Date Received: 02/08/18

Sample Location: BUFFALO, NY Field Prep: Not Specified

Sample Depth:

Parameter	Result	Qualifier	Units	RL	MDL	Dilution Factor
Semivolatile Organics by GC/MS - Westborough Lab						
2-Chlorophenol	ND		ug/l	2.0	0.62	1
2,4-Dichlorophenol	ND		ug/l	4.9	0.75	1
2,4-Dimethylphenol	ND		ug/l	4.9	1.6	1
2-Nitrophenol	ND		ug/l	9.8	1.5	1
4-Nitrophenol	ND		ug/l	9.8	1.7	1
2,4-Dinitrophenol	ND		ug/l	20	5.4	1
4,6-Dinitro-o-cresol	ND		ug/l	9.8	2.0	1
Phenol	ND		ug/l	4.9	1.8	1
3-Methylphenol/4-Methylphenol	ND		ug/l	4.9	1.1	1
2,4,5-Trichlorophenol	ND		ug/l	4.9	0.70	1
Carbazole	ND		ug/l	2.0	0.61	1
Atrazine	ND		ug/l	9.8	1.8	1
Benzaldehyde	ND		ug/l	4.9	1.1	1
Caprolactam	ND		ug/l	9.8	3.5	1
2,3,4,6-Tetrachlorophenol	ND		ug/l	4.9	0.91	1

Surrogate	% Recovery	Qualifier	Acceptance Criteria
2-Fluorophenol	40		21-120
Phenol-d6	33		10-120
Nitrobenzene-d5	90		23-120
2-Fluorobiphenyl	73		15-120
2,4,6-Tribromophenol	107		10-120
4-Terphenyl-d14	92		41-149

Project Name: 1111 ELMWOOD AVE.
Project Number: 0369-018-001-001-002

Lab Number: L1804399
Report Date: 02/15/18

SAMPLE RESULTS

Lab ID: L1804399-04
Client ID: RI-MW-3
Sample Location: BUFFALO, NY
Sample Depth:
Matrix: Water
Analytical Method: 1,8270D-SIM
Analytical Date: 02/11/18 16:17
Analyst: KL

Date Collected: 02/07/18 09:15
Date Received: 02/08/18
Field Prep: Not Specified

Extraction Method: EPA 3510C
Extraction Date: 02/10/18 17:05

Parameter	Result	Qualifier	Units	RL	MDL	Dilution Factor
Semivolatile Organics by GC/MS-SIM - Westborough Lab						
Acenaphthene	0.08	J	ug/l	0.10	0.03	1
2-Chloronaphthalene	ND		ug/l	0.20	0.03	1
Fluoranthene	0.11		ug/l	0.10	0.04	1
Hexachlorobutadiene	ND		ug/l	0.49	0.04	1
Naphthalene	0.34		ug/l	0.10	0.04	1
Benzo(a)anthracene	0.02	J	ug/l	0.10	0.02	1
Benzo(a)pyrene	ND		ug/l	0.10	0.04	1
Benzo(b)fluoranthene	ND		ug/l	0.10	0.02	1
Benzo(k)fluoranthene	ND		ug/l	0.10	0.04	1
Chrysene	ND		ug/l	0.10	0.04	1
Acenaphthylene	0.08	J	ug/l	0.10	0.03	1
Anthracene	0.06	J	ug/l	0.10	0.03	1
Benzo(ghi)perylene	ND		ug/l	0.10	0.04	1
Fluorene	0.24		ug/l	0.10	0.04	1
Phenanthrene	1.0		ug/l	0.10	0.02	1
Dibenzo(a,h)anthracene	ND		ug/l	0.10	0.04	1
Indeno(1,2,3-cd)pyrene	ND		ug/l	0.10	0.04	1
Pyrene	0.09	J	ug/l	0.10	0.04	1
2-Methylnaphthalene	0.15		ug/l	0.10	0.04	1
Pentachlorophenol	ND		ug/l	0.78	0.22	1
Hexachlorobenzene	ND		ug/l	0.78	0.03	1
Hexachloroethane	ND		ug/l	0.78	0.03	1

Project Name: 1111 ELMWOOD AVE. **Lab Number:** L1804399

Project Number: 0369-018-001-001-002 **Report Date:** 02/15/18

SAMPLE RESULTS

Lab ID: L1804399-04 Date Collected: 02/07/18 09:15

Client ID: RI-MW-3 Date Received: 02/08/18

Sample Location: BUFFALO, NY Field Prep: Not Specified

Sample Depth:

Parameter	Result	Qualifier	Units	RL	MDL	Dilution Factor

Semivolatile Organics by GC/MS-SIM - Westborough Lab

Surrogate	% Recovery	Qualifier	Acceptance Criteria
2-Fluorophenol	38		21-120
Phenol-d6	29		10-120
Nitrobenzene-d5	73		23-120
2-Fluorobiphenyl	74		15-120
2,4,6-Tribromophenol	81		10-120
4-Terphenyl-d14	100		41-149

Project Name: 1111 ELMWOOD AVE.
Project Number: 0369-018-001-001-00

Lab Number: L1804399
Report Date: 02/15/18

Method Blank Analysis
Batch Quality Control

Analytical Method: 1,8270D
Analytical Date: 02/13/18 23:57
Analyst: PS

Extraction Method: EPA 3510C
Extraction Date: 02/10/18 17:05

Parameter	Result	Qualifier	Units	RL	MDL
Semivolatile Organics by GC/MS - Westborough Lab for sample(s): 01-04 Batch: WG1088238-1					
Bis(2-chloroethyl)ether	ND		ug/l	2.0	0.67
3,3'-Dichlorobenzidine	ND		ug/l	5.0	1.4
2,4-Dinitrotoluene	ND		ug/l	5.0	0.84
2,6-Dinitrotoluene	ND		ug/l	5.0	1.1
4-Chlorophenyl phenyl ether	ND		ug/l	2.0	0.62
4-Bromophenyl phenyl ether	ND		ug/l	2.0	0.73
Bis(2-chloroisopropyl)ether	ND		ug/l	2.0	0.70
Bis(2-chloroethoxy)methane	ND		ug/l	5.0	0.63
Hexachlorocyclopentadiene	ND		ug/l	20	7.8
Isophorone	ND		ug/l	5.0	0.60
Nitrobenzene	ND		ug/l	2.0	0.75
NDPA/DPA	ND		ug/l	2.0	0.64
n-Nitrosodi-n-propylamine	ND		ug/l	5.0	0.70
Bis(2-ethylhexyl)phthalate	ND		ug/l	3.0	0.91
Butyl benzyl phthalate	ND		ug/l	5.0	1.3
Di-n-butylphthalate	ND		ug/l	5.0	0.69
Di-n-octylphthalate	ND		ug/l	5.0	1.1
Diethyl phthalate	ND		ug/l	5.0	0.63
Dimethyl phthalate	ND		ug/l	5.0	0.65
Biphenyl	ND		ug/l	2.0	0.76
4-Chloroaniline	ND		ug/l	5.0	0.63
2-Nitroaniline	ND		ug/l	5.0	1.1
3-Nitroaniline	ND		ug/l	5.0	1.2
4-Nitroaniline	ND		ug/l	5.0	1.3
Dibenzofuran	ND		ug/l	2.0	0.66
1,2,4,5-Tetrachlorobenzene	ND		ug/l	10	0.67
Acetophenone	ND		ug/l	5.0	0.85
2,4,6-Trichlorophenol	ND		ug/l	5.0	0.68
p-Chloro-m-cresol	ND		ug/l	2.0	0.62

Project Name: 1111 ELMWOOD AVE.
Project Number: 0369-018-001-001-00

Lab Number: L1804399
Report Date: 02/15/18

Method Blank Analysis
Batch Quality Control

Analytical Method: 1,8270D
Analytical Date: 02/13/18 23:57
Analyst: PS

Extraction Method: EPA 3510C
Extraction Date: 02/10/18 17:05

Parameter	Result	Qualifier	Units	RL	MDL
Semivolatile Organics by GC/MS - Westborough Lab for sample(s): 01-04 Batch: WG1088238-1					
2-Chlorophenol	ND		ug/l	2.0	0.63
2,4-Dichlorophenol	ND		ug/l	5.0	0.77
2,4-Dimethylphenol	ND		ug/l	5.0	1.6
2-Nitrophenol	ND		ug/l	10	1.5
4-Nitrophenol	ND		ug/l	10	1.8
2,4-Dinitrophenol	ND		ug/l	20	5.5
4,6-Dinitro-o-cresol	ND		ug/l	10	2.1
Phenol	ND		ug/l	5.0	1.9
3-Methylphenol/4-Methylphenol	ND		ug/l	5.0	1.1
2,4,5-Trichlorophenol	ND		ug/l	5.0	0.72
Carbazole	ND		ug/l	2.0	0.63
Atrazine	ND		ug/l	10	1.8
Benzaldehyde	ND		ug/l	5.0	1.1
Caprolactam	ND		ug/l	10	3.6
2,3,4,6-Tetrachlorophenol	ND		ug/l	5.0	0.93

Surrogate	%Recovery	Qualifier	Acceptance Criteria
2-Fluorophenol	36		21-120
Phenol-d6	26		10-120
Nitrobenzene-d5	80		23-120
2-Fluorobiphenyl	64		15-120
2,4,6-Tribromophenol	103		10-120
4-Terphenyl-d14	103		41-149

Project Name: 1111 ELMWOOD AVE.
Project Number: 0369-018-001-001-00

Lab Number: L1804399
Report Date: 02/15/18

Method Blank Analysis
Batch Quality Control

Analytical Method: 1,8270D-SIM
Analytical Date: 02/11/18 11:20
Analyst: KL

Extraction Method: EPA 3510C
Extraction Date: 02/10/18 17:05

Parameter	Result	Qualifier	Units	RL	MDL
Semivolatile Organics by GC/MS-SIM - Westborough Lab for sample(s): 01-04 Batch: WG1088240-1					
Acenaphthene	ND		ug/l	0.10	0.04
2-Chloronaphthalene	ND		ug/l	0.20	0.04
Fluoranthene	ND		ug/l	0.10	0.04
Hexachlorobutadiene	ND		ug/l	0.50	0.04
Naphthalene	ND		ug/l	0.10	0.04
Benzo(a)anthracene	ND		ug/l	0.10	0.02
Benzo(a)pyrene	ND		ug/l	0.10	0.04
Benzo(b)fluoranthene	ND		ug/l	0.10	0.02
Benzo(k)fluoranthene	ND		ug/l	0.10	0.04
Chrysene	ND		ug/l	0.10	0.04
Acenaphthylene	ND		ug/l	0.10	0.04
Anthracene	ND		ug/l	0.10	0.04
Benzo(ghi)perylene	ND		ug/l	0.10	0.04
Fluorene	ND		ug/l	0.10	0.04
Phenanthrene	ND		ug/l	0.10	0.02
Dibenzo(a,h)anthracene	ND		ug/l	0.10	0.04
Indeno(1,2,3-cd)pyrene	ND		ug/l	0.10	0.04
Pyrene	ND		ug/l	0.10	0.04
2-Methylnaphthalene	ND		ug/l	0.10	0.05
Pentachlorophenol	ND		ug/l	0.80	0.22
Hexachlorobenzene	ND		ug/l	0.80	0.03
Hexachloroethane	ND		ug/l	0.80	0.03

Project Name: 1111 ELMWOOD AVE.
Project Number: 0369-018-001-001-00

Lab Number: L1804399
Report Date: 02/15/18

Method Blank Analysis
Batch Quality Control

Analytical Method: 1,8270D-SIM
Analytical Date: 02/11/18 11:20
Analyst: KL

Extraction Method: EPA 3510C
Extraction Date: 02/10/18 17:05

Parameter	Result	Qualifier	Units	RL	MDL
Semivolatile Organics by GC/MS-SIM - Westborough Lab for sample(s): 01-04 Batch: WG1088240-1					

Surrogate	%Recovery	Qualifier	Acceptance Criteria
2-Fluorophenol	32		21-120
Phenol-d6	25		10-120
Nitrobenzene-d5	63		23-120
2-Fluorobiphenyl	64		15-120
2,4,6-Tribromophenol	75		10-120
4-Terphenyl-d14	97		41-149

Lab Control Sample Analysis
Batch Quality Control

Project Name: 1111 ELMWOOD AVE.
Project Number: 0369-018-001-001-002

Lab Number: L1804399
Report Date: 02/15/18

Parameter	LCS %Recovery	Qual	LCSD %Recovery	Qual	%Recovery Limits	RPD	Qual	RPD Limits
Semivolatile Organics by GC/MS - Westborough Lab Associated sample(s): 01-04 Batch: WG1088238-2 WG1088238-3								
Bis(2-chloroethyl)ether	74		83		40-140	11		30
3,3'-Dichlorobenzidine	70		80		40-140	13		30
2,4-Dinitrotoluene	98		114		48-143	15		30
2,6-Dinitrotoluene	100		117		40-140	16		30
4-Chlorophenyl phenyl ether	75		87		40-140	15		30
4-Bromophenyl phenyl ether	78		91		40-140	15		30
Bis(2-chloroisopropyl)ether	75		84		40-140	11		30
Bis(2-chloroethoxy)methane	79		90		40-140	13		30
Hexachlorocyclopentadiene	47		55		40-140	16		30
Isophorone	84		97		40-140	14		30
Nitrobenzene	91		103		40-140	12		30
NDPA/DPA	73		86		40-140	16		30
n-Nitrosodi-n-propylamine	83		93		29-132	11		30
Bis(2-ethylhexyl)phthalate	89		104		40-140	16		30
Butyl benzyl phthalate	98		113		40-140	14		30
Di-n-butylphthalate	88		101		40-140	14		30
Di-n-octylphthalate	94		109		40-140	15		30
Diethyl phthalate	80		95		40-140	17		30
Dimethyl phthalate	82		97		40-140	17		30
Biphenyl	69		79		40-140	14		30
4-Chloroaniline	69		76		40-140	10		30
2-Nitroaniline	101		118		52-143	16		30
3-Nitroaniline	70		87		25-145	22		30

Lab Control Sample Analysis
Batch Quality Control

Project Name: 1111 ELMWOOD AVE.
Project Number: 0369-018-001-001-002

Lab Number: L1804399
Report Date: 02/15/18

Parameter	LCS %Recovery	Qual	LCSD %Recovery	Qual	%Recovery Limits	RPD	Qual	RPD Limits
Semivolatile Organics by GC/MS - Westborough Lab Associated sample(s): 01-04 Batch: WG1088238-2 WG1088238-3								
4-Nitroaniline	77		98		51-143	24		30
Dibenzofuran	71		81		40-140	13		30
1,2,4,5-Tetrachlorobenzene	75		84		2-134	11		30
Acetophenone	60		68		39-129	13		30
2,4,6-Trichlorophenol	82		98		30-130	18		30
p-Chloro-m-cresol	94		**110**	Q	23-97	16		30
2-Chlorophenol	69		78		27-123	12		30
2,4-Dichlorophenol	80		91		30-130	13		30
2,4-Dimethylphenol	70		92		30-130	27		30
2-Nitrophenol	89		99		30-130	11		30
4-Nitrophenol	60		67		10-80	11		30
2,4-Dinitrophenol	83		99		20-130	18		30
4,6-Dinitro-o-cresol	92		107		20-164	15		30
Phenol	31		36		12-110	15		30
3-Methylphenol/4-Methylphenol	64		70		30-130	9		30
2,4,5-Trichlorophenol	86		101		30-130	16		30
Carbazole	79		91		55-144	14		30
Atrazine	87		101		40-140	15		30
Benzaldehyde	62		66		40-140	6		30
Caprolactam	22		25		10-130	13		30
2,3,4,6-Tetrachlorophenol	83		95		40-140	13		30

Lab Control Sample Analysis
Batch Quality Control

Project Name: 1111 ELMWOOD AVE.
Project Number: 0369-018-001-001-002

Lab Number: L1804399
Report Date: 02/15/18

Parameter	LCS %Recovery	Qual	LCSD %Recovery	Qual	%Recovery Limits	RPD	Qual	RPD Limits
Semivolatile Organics by GC/MS - Westborough Lab Associated sample(s): 01-04 Batch: WG1088238-2 WG1088238-3								

Surrogate	LCS %Recovery	Qual	LCSD %Recovery	Qual	Acceptance Criteria
2-Fluorophenol	44		48		21-120
Phenol-d6	34		36		10-120
Nitrobenzene-d5	91		101		23-120
2-Fluorobiphenyl	68		76		15-120
2,4,6-Tribromophenol	91		112		10-120
4-Terphenyl-d14	81		94		41-149

Lab Control Sample Analysis

Batch Quality Control

Project Name: 1111 ELMWOOD AVE.

Project Number: 0369-018-001-001-002

Lab Number: L1804399

Report Date: 02/15/18

Parameter	LCS %Recovery	Qual	LCSD %Recovery	Qual	%Recovery Limits	RPD	Qual	RPD Limits
Semivolatile Organics by GC/MS-SIM - Westborough Lab Associated sample(s): 01-04 Batch: WG1088240-2 WG1088240-3								
Acenaphthene	74		82		40-140	10		40
2-Chloronaphthalene	79		86		40-140	8		40
Fluoranthene	85		98		40-140	14		40
Hexachlorobutadiene	69		75		40-140	8		40
Naphthalene	69		74		40-140	7		40
Benzo(a)anthracene	84		97		40-140	14		40
Benzo(a)pyrene	85		98		40-140	14		40
Benzo(b)fluoranthene	75		91		40-140	19		40
Benzo(k)fluoranthene	77		82		40-140	6		40
Chrysene	77		88		40-140	13		40
Acenaphthylene	87		96		40-140	10		40
Anthracene	80		92		40-140	14		40
Benzo(ghi)perylene	89		100		40-140	12		40
Fluorene	102		114		40-140	11		40
Phenanthrene	71		82		40-140	14		40
Dibenzo(a,h)anthracene	89		101		40-140	13		40
Indeno(1,2,3-cd)pyrene	90		102		40-140	13		40
Pyrene	84		96		40-140	13		40
2-Methylnaphthalene	77		84		40-140	9		40
Pentachlorophenol	79		91		40-140	14		40
Hexachlorobenzene	74		85		40-140	14		40
Hexachloroethane	67		70		40-140	4		40

Lab Control Sample Analysis
Batch Quality Control

Project Name: 1111 ELMWOOD AVE.
Project Number: 0369-018-001-001-002

Lab Number: L1804399
Report Date: 02/15/18

Parameter	LCS %Recovery	Qual	LCSD %Recovery	Qual	%Recovery Limits	RPD	Qual	RPD Limits

Semivolatile Organics by GC/MS-SIM - Westborough Lab Associated sample(s): 01-04 Batch: WG1088240-2 WG1088240-3

Surrogate	LCS %Recovery	Qual	LCSD %Recovery	Qual	Acceptance Criteria
2-Fluorophenol	40		42		21-120
Phenol-d6	28		32		10-120
Nitrobenzene-d5	76		81		23-120
2-Fluorobiphenyl	74		80		15-120
2,4,6-Tribromophenol	77		87		10-120
4-Terphenyl-d14	86		98		41-149

Matrix Spike Analysis

Batch Quality Control

Project Name: 1111 ELMWOOD AVE.

Project Number: 0369-018-001-001-002

Lab Number: L1804399

Report Date: 02/15/18

Parameter	Native Sample	MS Added	MS Found	MS %Recovery	Qual	MSD Found	MSD %Recovery	Qual	Recovery Limits	RPD	Qual	RPD Limits
Semivolatile Organics by GC/MS - Westborough Lab Associated sample(s): 01-04 QC Batch ID: WG1088238-4 WG1088238-5 QC Sample: L1804399-04 Client ID: RI-MW-3												
Bis(2-chloroethyl)ether	ND	49.4	36	73		32	80		40-140	12		30
3,3'-Dichlorobenzidine	ND	49.4	19	**38**	Q	ND	**0**	Q	40-140	NC		30
2,4-Dinitrotoluene	ND	49.4	49	99		46	120		48-143	6		30
2,6-Dinitrotoluene	ND	49.4	49	99		45	110		40-140	9		30
4-Chlorophenyl phenyl ether	ND	49.4	37	75		34	85		40-140	8		30
4-Bromophenyl phenyl ether	ND	49.4	38	77		34	85		40-140	11		30
Bis(2-chloroisopropyl)ether	ND	49.4	36	73		33	83		40-140	9		30
Bis(2-chloroethoxy)methane	ND	49.4	38	77		35	88		40-140	8		30
Hexachlorocyclopentadiene	ND	49.4	29	59		25	63		40-140	15		30
Isophorone	ND	49.4	41	83		38	95		40-140	8		30
Nitrobenzene	ND	49.4	44	89		41	100		40-140	7		30
NDPA/DPA	ND	49.4	36	73		33	83		40-140	9		30
n-Nitrosodi-n-propylamine	ND	49.4	40	81		37	93		29-132	8		30
Bis(2-ethylhexyl)phthalate	ND	49.4	44	89		41	100		40-140	7		30
Butyl benzyl phthalate	ND	49.4	50	100		44	110		40-140	13		30
Di-n-butylphthalate	ND	49.4	44	89		40	100		40-140	10		30
Di-n-octylphthalate	ND	49.4	47	95		43	110		40-140	9		30
Diethyl phthalate	ND	49.4	40	81		36	90		40-140	11		30
Dimethyl phthalate	ND	49.4	40	81		37	93		40-140	8		30
Biphenyl	ND	49.4	34	69		32	80		40-140	6		30
4-Chloroaniline	ND	49.4	28	57		22	55		40-140	24		30
2-Nitroaniline	ND	49.4	50	100		45	110		52-143	11		30
3-Nitroaniline	ND	49.4	32	65		29	73		25-145	10		30

Matrix Spike Analysis

Batch Quality Control

Project Name: 1111 ELMWOOD AVE.
Project Number: 0369-018-001-001-002

Lab Number: L1804399
Report Date: 02/15/18

Parameter	Native Sample	MS Added	MS Found	MS %Recovery	Qual	MSD Found	MSD %Recovery	Qual	Recovery Limits	RPD	Qual	RPD Limits
Semivolatile Organics by GC/MS - Westborough Lab Associated sample(s): 01-04 QC Batch ID: WG1088238-4 WG1088238-5 QC Sample: L1804399-04 Client ID: RI-MW-3												
4-Nitroaniline	ND	49.4	38	77		29	73		51-143	27		30
Dibenzofuran	ND	49.4	35	71		33	83		40-140	6		30
1,2,4,5-Tetrachlorobenzene	ND	49.4	36	73		34	85		2-134	6		30
Acetophenone	ND	49.4	29	59		27	68		39-129	7		30
2,4,6-Trichlorophenol	ND	49.4	42	85		40	100		30-130	5		30
p-Chloro-m-cresol	ND	49.4	47	95		43	**110**	Q	23-97	9		30
2-Chlorophenol	ND	49.4	34	69		31	78		27-123	9		30
2,4-Dichlorophenol	ND	49.4	39	79		37	93		30-130	5		30
2,4-Dimethylphenol	ND	49.4	42	85		35	88		30-130	18		30
2-Nitrophenol	ND	49.4	43	87		40	100		30-130	7		30
4-Nitrophenol	ND	49.4	37	75		30	75		10-80	21		30
2,4-Dinitrophenol	ND	49.4	46	93		44	110		20-130	4		30
4,6-Dinitro-o-cresol	ND	49.4	48	97		44	110		20-164	9		30
Phenol	ND	49.4	18	36		14	35		12-110	25		30
3-Methylphenol/4-Methylphenol	ND	49.4	33	67		29	73		30-130	13		30
2,4,5-Trichlorophenol	ND	49.4	44	89		40	100		30-130	10		30
Carbazole	ND	49.4	39	79		35	88		55-144	11		30
Atrazine	ND	49.4	44	89		39	98		40-140	12		30
Benzaldehyde	ND	49.4	27	55		27	68		40-140	0		30
Caprolactam	ND	49.4	14	28		11	28		10-130	24		30
2,3,4,6-Tetrachlorophenol	ND	49.4	43	87		41	100		40-140	5		30

Matrix Spike Analysis

Batch Quality Control

Project Name: 1111 ELMWOOD AVE.

Project Number: 0369-018-001-001-002

Lab Number: L1804399

Report Date: 02/15/18

Parameter	Native Sample	MS Added	MS Found	MS %Recovery	Qual	MSD Found	MSD %Recovery	Qual	Recovery Limits	RPD	Qual	RPD Limits
Semivolatile Organics by GC/MS - Westborough Lab Associated sample(s): 01-04 QC Batch ID: WG1088238-4 WG1088238-5 QC Sample: L1804399-04 Client ID: RI-MW-3												

Surrogate	MS % Recovery	MS Qualifier	MSD % Recovery	MSD Qualifier	Acceptance Criteria
2,4,6-Tribromophenol	97		111		10-120
2-Fluorobiphenyl	69		80		15-120
2-Fluorophenol	47		48		21-120
4-Terphenyl-d14	80		87		41-149
Nitrobenzene-d5	87		98		23-120
Phenol-d6	36		36		10-120

Matrix Spike Analysis
Batch Quality Control

Project Name: 1111 ELMWOOD AVE.
Project Number: 0369-018-001-001-002
Lab Number: L1804399
Report Date: 02/15/18

Parameter	Native Sample	MS Added	MS Found	MS %Recovery	Qual	MSD Found	MSD %Recovery	Qual	Recovery Limits	RPD	Qual	RPD Limits
Semivolatile Organics by GC/MS-SIM - Westborough Lab Associated sample(s): 01-04 QC Batch ID: WG1088240-4 WG1088240-5 QC Sample: L1804399-04 Client ID: RI-MW-3												
Acenaphthene	0.08J	49.4	34	69		31	78		40-140	9		40
2-Chloronaphthalene	ND	49.4	41	83		34	85		40-140	19		40
Fluoranthene	0.11	49.4	41	83		38	95		40-140	8		40
Hexachlorobutadiene	ND	49.4	32	65		29	73		40-140	10		40
Naphthalene	0.34	49.4	33	66		31	77		40-140	6		40
Benzo(a)anthracene	0.02J	49.4	38	77		37	93		40-140	3		40
Benzo(a)pyrene	ND	49.4	43	87		40	100		40-140	7		40
Benzo(b)fluoranthene	ND	49.4	37	75		35	88		40-140	6		40
Benzo(k)fluoranthene	ND	49.4	40	81		37	93		40-140	8		40
Chrysene	ND	49.4	39	79		35	88		40-140	11		40
Acenaphthylene	0.08J	49.4	39	79		38	95		40-140	3		40
Anthracene	0.06J	49.4	39	79		34	85		40-140	14		40
Benzo(ghi)perylene	ND	49.4	46	93		42	110		40-140	9		40
Fluorene	0.24	49.4	39	78		34	84		40-140	14		40
Phenanthrene	1.0	49.4	36	71		33	80		40-140	9		40
Dibenzo(a,h)anthracene	ND	49.4	45	91		42	110		40-140	7		40
Indeno(1,2,3-cd)pyrene	ND	49.4	46	93		42	110		40-140	9		40
Pyrene	0.09J	49.4	40	81		38	95		40-140	5		40
2-Methylnaphthalene	0.15	49.4	36	73		34	85		40-140	6		40
Pentachlorophenol	ND	49.4	37	75		36	90		40-140	3		40
Hexachlorobenzene	ND	49.4	32	65		32	80		40-140	0		40
Hexachloroethane	ND	49.4	26	53		28	70		40-140	7		40

Matrix Spike Analysis

Batch Quality Control

Project Name: 1111 ELMWOOD AVE.

Project Number: 0369-018-001-001-002

Lab Number: L1804399

Report Date: 02/15/18

Parameter	Native Sample	MS Added	MS Found	MS %Recovery	Qual	MSD Found	MSD %Recovery	Qual	Recovery Limits	RPD	Qual	RPD Limits
Semivolatile Organics by GC/MS-SIM - Westborough Lab Associated sample(s): 01-04 QC Batch ID: WG1088240-4 WG1088240-5 QC Sample: L1804399-04 Client ID: RI-MW-3												

Surrogate	MS % Recovery	MS Qualifier	MSD % Recovery	MSD Qualifier	Acceptance Criteria
2,4,6-Tribromophenol	86		95		10-120
2-Fluorobiphenyl	94		98		15-120
2-Fluorophenol	53		54		21-120
4-Terphenyl-d14	106		119		41-149
Nitrobenzene-d5	65		94		23-120
Phenol-d6	41		40		10-120

PCBS

Project Name: 1111 ELMWOOD AVE.
Project Number: 0369-018-001-001-002
Lab Number: L1804399
Report Date: 02/15/18

SAMPLE RESULTS

Lab ID: L1804399-01
Client ID: RI-MW-1
Sample Location: BUFFALO, NY
Sample Depth:
Matrix: Water
Analytical Method: 1,8082A
Analytical Date: 02/14/18 18:27
Analyst: AF

Date Collected: 02/07/18 10:00
Date Received: 02/08/18
Field Prep: Not Specified

Extraction Method: EPA 3510C
Extraction Date: 02/11/18 08:17
Cleanup Method: EPA 3665A
Cleanup Date: 02/11/18
Cleanup Method: EPA 3660B
Cleanup Date: 02/11/18

Parameter	Result	Qualifier	Units	RL	MDL	Dilution Factor	Column
Polychlorinated Biphenyls by GC - Westborough Lab							
Aroclor 1016	ND		ug/l	0.106	0.025	1	A
Aroclor 1221	ND		ug/l	0.106	0.041	1	A
Aroclor 1232	ND		ug/l	0.106	0.035	1	A
Aroclor 1242	ND		ug/l	0.106	0.038	1	A
Aroclor 1248	ND		ug/l	0.106	0.029	1	A
Aroclor 1254	ND		ug/l	0.106	0.044	1	A
Aroclor 1260	ND		ug/l	0.106	0.026	1	A
Aroclor 1262	ND		ug/l	0.106	0.022	1	A
Aroclor 1268	ND		ug/l	0.106	0.035	1	A
PCBs, Total	ND		ug/l	0.106	0.022	1	A

Surrogate	% Recovery	Qualifier	Acceptance Criteria	Column
2,4,5,6-Tetrachloro-m-xylene	97		30-150	A
Decachlorobiphenyl	67		30-150	A
2,4,5,6-Tetrachloro-m-xylene	108		30-150	B
Decachlorobiphenyl	72		30-150	B

Project Name: 1111 ELMWOOD AVE.
Project Number: 0369-018-001-001-002
Lab Number: L1804399
Report Date: 02/15/18

SAMPLE RESULTS

Lab ID: L1804399-02
Client ID: RI-MW-2
Sample Location: BUFFALO, NY
Sample Depth:
Matrix: Water
Analytical Method: 1,8082A
Analytical Date: 02/14/18 18:40
Analyst: AF

Date Collected: 02/07/18 08:55
Date Received: 02/08/18
Field Prep: Not Specified

Extraction Method: EPA 3510C
Extraction Date: 02/11/18 08:17
Cleanup Method: EPA 3665A
Cleanup Date: 02/11/18
Cleanup Method: EPA 3660B
Cleanup Date: 02/11/18

Parameter	Result	Qualifier	Units	RL	MDL	Dilution Factor	Column
Polychlorinated Biphenyls by GC - Westborough Lab							
Aroclor 1016	ND		ug/l	0.137	0.032	1	A
Aroclor 1221	ND		ug/l	0.137	0.053	1	A
Aroclor 1232	ND		ug/l	0.137	0.045	1	A
Aroclor 1242	ND		ug/l	0.137	0.049	1	A
Aroclor 1248	ND		ug/l	0.137	0.037	1	A
Aroclor 1254	ND		ug/l	0.137	0.057	1	A
Aroclor 1260	ND		ug/l	0.137	0.033	1	A
Aroclor 1262	ND		ug/l	0.137	0.028	1	A
Aroclor 1268	ND		ug/l	0.137	0.045	1	A
PCBs, Total	ND		ug/l	0.137	0.028	1	A

Surrogate	% Recovery	Qualifier	Acceptance Criteria	Column
2,4,5,6-Tetrachloro-m-xylene	97		30-150	A
Decachlorobiphenyl	71		30-150	A
2,4,5,6-Tetrachloro-m-xylene	106		30-150	B
Decachlorobiphenyl	74		30-150	B

Project Name: 1111 ELMWOOD AVE.
Project Number: 0369-018-001-001-002
Lab Number: L1804399
Report Date: 02/15/18

SAMPLE RESULTS

Lab ID: L1804399-03
Client ID: BLIND DUP
Sample Location: BUFFALO, NY
Sample Depth:
Matrix: Water
Analytical Method: 1,8082A
Analytical Date: 02/14/18 19:42
Analyst: AF

Date Collected: 02/07/18 12:00
Date Received: 02/08/18
Field Prep: Not Specified

Extraction Method: EPA 3510C
Extraction Date: 02/11/18 08:17
Cleanup Method: EPA 3665A
Cleanup Date: 02/11/18
Cleanup Method: EPA 3660B
Cleanup Date: 02/11/18

Parameter	Result	Qualifier	Units	RL	MDL	Dilution Factor	Column
Polychlorinated Biphenyls by GC - Westborough Lab							
Aroclor 1016	ND		ug/l	0.114	0.027	1	A
Aroclor 1221	ND		ug/l	0.114	0.044	1	A
Aroclor 1232	ND		ug/l	0.114	0.037	1	A
Aroclor 1242	ND		ug/l	0.114	0.040	1	A
Aroclor 1248	ND		ug/l	0.114	0.031	1	A
Aroclor 1254	ND		ug/l	0.114	0.047	1	A
Aroclor 1260	ND		ug/l	0.114	0.027	1	A
Aroclor 1262	ND		ug/l	0.114	0.023	1	A
Aroclor 1268	ND		ug/l	0.114	0.037	1	A
PCBs, Total	ND		ug/l	0.114	0.023	1	A

Surrogate	% Recovery	Qualifier	Acceptance Criteria	Column
2,4,5,6-Tetrachloro-m-xylene	92		30-150	A
Decachlorobiphenyl	81		30-150	A
2,4,5,6-Tetrachloro-m-xylene	104		30-150	B
Decachlorobiphenyl	86		30-150	B

Project Name: 1111 ELMWOOD AVE.
Project Number: 0369-018-001-001-002
Lab Number: L1804399
Report Date: 02/15/18

SAMPLE RESULTS

Lab ID: L1804399-04
Client ID: RI-MW-3
Sample Location: BUFFALO, NY
Sample Depth:
Matrix: Water
Analytical Method: 1,8082A
Analytical Date: 02/14/18 17:50
Analyst: AF

Date Collected: 02/07/18 09:15
Date Received: 02/08/18
Field Prep: Not Specified

Extraction Method: EPA 3510C
Extraction Date: 02/11/18 08:17
Cleanup Method: EPA 3665A
Cleanup Date: 02/11/18
Cleanup Method: EPA 3660B
Cleanup Date: 02/11/18

Parameter	Result	Qualifier	Units	RL	MDL	Dilution Factor	Column
Polychlorinated Biphenyls by GC - Westborough Lab							
Aroclor 1016	ND		ug/l	0.083	0.020	1	A
Aroclor 1221	ND		ug/l	0.083	0.032	1	A
Aroclor 1232	ND		ug/l	0.083	0.027	1	A
Aroclor 1242	ND		ug/l	0.083	0.030	1	A
Aroclor 1248	ND		ug/l	0.083	0.023	1	A
Aroclor 1254	ND		ug/l	0.083	0.035	1	A
Aroclor 1260	ND		ug/l	0.083	0.020	1	A
Aroclor 1262	ND		ug/l	0.083	0.017	1	A
Aroclor 1268	ND		ug/l	0.083	0.027	1	A
PCBs, Total	ND		ug/l	0.083	0.017	1	A

Surrogate	% Recovery	Qualifier	Acceptance Criteria	Column
2,4,5,6-Tetrachloro-m-xylene	92		30-150	A
Decachlorobiphenyl	35		30-150	A
2,4,5,6-Tetrachloro-m-xylene	102		30-150	B
Decachlorobiphenyl	39		30-150	B

Project Name: 1111 ELMWOOD AVE.
Project Number: 0369-018-001-001-00

Lab Number: L1804399
Report Date: 02/15/18

Method Blank Analysis
Batch Quality Control

Analytical Method: 1,8082A
Analytical Date: 02/14/18 18:52
Analyst: AF

Extraction Method: EPA 3510C
Extraction Date: 02/11/18 08:17
Cleanup Method: EPA 3665A
Cleanup Date: 02/11/18
Cleanup Method: EPA 3660B
Cleanup Date: 02/11/18

Parameter	Result	Qualifier	Units	RL	MDL	Column
Polychlorinated Biphenyls by GC - Westborough Lab for sample(s): 01-04 Batch: WG1088320-1						
Aroclor 1016	ND		ug/l	0.083	0.020	A
Aroclor 1221	ND		ug/l	0.083	0.032	A
Aroclor 1232	ND		ug/l	0.083	0.027	A
Aroclor 1242	ND		ug/l	0.083	0.030	A
Aroclor 1248	ND		ug/l	0.083	0.023	A
Aroclor 1254	ND		ug/l	0.083	0.035	A
Aroclor 1260	ND		ug/l	0.083	0.020	A
Aroclor 1262	ND		ug/l	0.083	0.017	A
Aroclor 1268	ND		ug/l	0.083	0.027	A
PCBs, Total	ND		ug/l	0.083	0.017	A

Surrogate	%Recovery	Qualifier	Acceptance Criteria	Column
2,4,5,6-Tetrachloro-m-xylene	86		30-150	A
Decachlorobiphenyl	82		30-150	A
2,4,5,6-Tetrachloro-m-xylene	96		30-150	B
Decachlorobiphenyl	88		30-150	B

Lab Control Sample Analysis

Batch Quality Control

Project Name: 1111 ELMWOOD AVE.

Project Number: 0369-018-001-001-002

Lab Number: L1804399

Report Date: 02/15/18

Parameter	LCS %Recovery	Qual	LCSD %Recovery	Qual	%Recovery Limits	RPD	Qual	RPD Limits	Column
Polychlorinated Biphenyls by GC - Westborough Lab Associated sample(s): 01-04 Batch: WG1088320-2 WG1088320-3									
Aroclor 1016	76		83		40-140	9		50	A
Aroclor 1260	72		81		40-140	12		50	A

Surrogate	LCS %Recovery	Qual	LCSD %Recovery	Qual	Acceptance Criteria	Column
2,4,5,6-Tetrachloro-m-xylene	81		90		30-150	A
Decachlorobiphenyl	79		88		30-150	A
2,4,5,6-Tetrachloro-m-xylene	88		100		30-150	B
Decachlorobiphenyl	84		93		30-150	B

Matrix Spike Analysis

Batch Quality Control

Project Name: 1111 ELMWOOD AVE.
Project Number: 0369-018-001-001-002

Lab Number: L1804399
Report Date: 02/15/18

Parameter	Native Sample	MS Added	MS Found	MS %Recovery	Qual	MSD Found	MSD %Recovery	Qual	Recovery Limits	RPD	Qual	RPD Limits	Column
Polychlorinated Biphenyls by GC - Westborough Lab Associated sample(s): 01-04 QC Batch ID: WG1088320-4 WG1088320-5 QC Sample: L1804399-04 Client ID: RI-MW-3													
Aroclor 1016	ND	2.6	2.57	99		2.52	97		40-140	2		50	A
Aroclor 1260	ND	2.6	1.98	76		2.02	78		40-140	2		50	A

Surrogate	MS % Recovery	MS Qualifier	MSD % Recovery	MSD Qualifier	Acceptance Criteria	Column
2,4,5,6-Tetrachloro-m-xylene	102		101		30-150	A
Decachlorobiphenyl	55		64		30-150	A
2,4,5,6-Tetrachloro-m-xylene	112		111		30-150	B
Decachlorobiphenyl	60		69		30-150	B

PESTICIDES

Project Name: 1111 ELMWOOD AVE.
Project Number: 0369-018-001-001-002
Lab Number: L1804399
Report Date: 02/15/18

SAMPLE RESULTS

Lab ID: L1804399-01
Client ID: RI-MW-1
Sample Location: BUFFALO, NY
Sample Depth:
Matrix: Water
Analytical Method: 1,8081B
Analytical Date: 02/13/18 17:47
Analyst: JW

Date Collected: 02/07/18 10:00
Date Received: 02/08/18
Field Prep: Not Specified

Extraction Method: EPA 3510C
Extraction Date: 02/11/18 10:32

Parameter	Result	Qualifier	Units	RL	MDL	Dilution Factor	Column
Organochlorine Pesticides by GC - Westborough Lab							
Delta-BHC	ND		ug/l	0.020	0.005	1	A
Lindane	ND		ug/l	0.020	0.004	1	A
Alpha-BHC	ND		ug/l	0.020	0.004	1	A
Beta-BHC	ND		ug/l	0.020	0.006	1	A
Heptachlor	ND		ug/l	0.020	0.003	1	A
Aldrin	ND		ug/l	0.020	0.002	1	A
Heptachlor epoxide	ND		ug/l	0.020	0.004	1	A
Endrin	ND		ug/l	0.040	0.004	1	A
Endrin aldehyde	ND		ug/l	0.040	0.008	1	A
Endrin ketone	ND		ug/l	0.040	0.005	1	A
Dieldrin	ND		ug/l	0.040	0.004	1	A
4,4'-DDE	ND		ug/l	0.040	0.004	1	A
4,4'-DDD	ND		ug/l	0.040	0.005	1	A
4,4'-DDT	ND		ug/l	0.040	0.004	1	A
Endosulfan I	ND		ug/l	0.020	0.003	1	A
Endosulfan II	ND		ug/l	0.040	0.005	1	A
Endosulfan sulfate	ND		ug/l	0.040	0.005	1	A
Methoxychlor	ND		ug/l	0.200	0.007	1	A
Toxaphene	ND		ug/l	0.200	0.063	1	A
cis-Chlordane	ND		ug/l	0.020	0.007	1	A
trans-Chlordane	ND		ug/l	0.020	0.006	1	A
Chlordane	ND		ug/l	0.200	0.046	1	A

Surrogate	% Recovery	Qualifier	Acceptance Criteria	Column
2,4,5,6-Tetrachloro-m-xylene	50		30-150	A
Decachlorobiphenyl	**29**	Q	30-150	A
2,4,5,6-Tetrachloro-m-xylene	46		30-150	B
Decachlorobiphenyl	41		30-150	B

Project Name: 1111 ELMWOOD AVE.
Project Number: 0369-018-001-001-002
Lab Number: L1804399
Report Date: 02/15/18

SAMPLE RESULTS

Lab ID: L1804399-01
Client ID: RI-MW-1
Sample Location: BUFFALO, NY
Sample Depth:
Matrix: Water
Analytical Method: 1,8151A
Analytical Date: 02/12/18 22:27
Analyst: SL

Date Collected: 02/07/18 10:00
Date Received: 02/08/18
Field Prep: Not Specified

Extraction Method: EPA 8151A
Extraction Date: 02/10/18 14:31

Methylation Date: 02/11/18 07:00

Parameter	Result	Qualifier	Units	RL	MDL	Dilution Factor	Column
Chlorinated Herbicides by GC - Westborough Lab							
2,4-D	ND		ug/l	10.0	0.498	1	A
2,4,5-T	ND		ug/l	2.00	0.531	1	A
2,4,5-TP (Silvex)	ND		ug/l	2.00	0.539	1	A

Surrogate	% Recovery	Qualifier	Acceptance Criteria	Column
DCAA	91		30-150	A
DCAA	70		30-150	B

Project Name: 1111 ELMWOOD AVE.
Project Number: 0369-018-001-001-002
Lab Number: L1804399
Report Date: 02/15/18

SAMPLE RESULTS

Lab ID: L1804399-02
Client ID: RI-MW-2
Sample Location: BUFFALO, NY
Sample Depth:
Matrix: Water
Analytical Method: 1,8081B
Analytical Date: 02/13/18 17:59
Analyst: JW

Date Collected: 02/07/18 08:55
Date Received: 02/08/18
Field Prep: Not Specified

Extraction Method: EPA 3510C
Extraction Date: 02/11/18 10:32

Parameter	Result	Qualifier	Units	RL	MDL	Dilution Factor	Column
Organochlorine Pesticides by GC - Westborough Lab							
Delta-BHC	ND		ug/l	0.020	0.005	1	A
Lindane	ND		ug/l	0.020	0.004	1	A
Alpha-BHC	ND		ug/l	0.020	0.004	1	A
Beta-BHC	ND		ug/l	0.020	0.006	1	A
Heptachlor	ND		ug/l	0.020	0.003	1	A
Aldrin	ND		ug/l	0.020	0.002	1	A
Heptachlor epoxide	ND		ug/l	0.020	0.004	1	A
Endrin	ND		ug/l	0.040	0.004	1	A
Endrin aldehyde	ND		ug/l	0.040	0.008	1	A
Endrin ketone	ND		ug/l	0.040	0.005	1	A
Dieldrin	ND		ug/l	0.040	0.004	1	A
4,4'-DDE	ND		ug/l	0.040	0.004	1	A
4,4'-DDD	ND		ug/l	0.040	0.005	1	A
4,4'-DDT	ND		ug/l	0.040	0.004	1	A
Endosulfan I	ND		ug/l	0.020	0.003	1	A
Endosulfan II	ND		ug/l	0.040	0.005	1	A
Endosulfan sulfate	ND		ug/l	0.040	0.005	1	A
Methoxychlor	ND		ug/l	0.200	0.007	1	A
Toxaphene	ND		ug/l	0.200	0.063	1	A
cis-Chlordane	ND		ug/l	0.020	0.007	1	A
trans-Chlordane	ND		ug/l	0.020	0.006	1	A
Chlordane	ND		ug/l	0.200	0.046	1	A

Surrogate	% Recovery	Qualifier	Acceptance Criteria	Column
2,4,5,6-Tetrachloro-m-xylene	53		30-150	A
Decachlorobiphenyl	40		30-150	A
2,4,5,6-Tetrachloro-m-xylene	50		30-150	B
Decachlorobiphenyl	42		30-150	B

Project Name: 1111 ELMWOOD AVE.
Project Number: 0369-018-001-001-002

Lab Number: L1804399
Report Date: 02/15/18

SAMPLE RESULTS

Lab ID: L1804399-02
Client ID: RI-MW-2
Sample Location: BUFFALO, NY
Sample Depth:
Matrix: Water
Analytical Method: 1,8151A
Analytical Date: 02/12/18 22:46
Analyst: SL

Date Collected: 02/07/18 08:55
Date Received: 02/08/18
Field Prep: Not Specified

Extraction Method: EPA 8151A
Extraction Date: 02/10/18 14:31

Methylation Date: 02/11/18 07:00

Parameter	Result	Qualifier	Units	RL	MDL	Dilution Factor	Column
Chlorinated Herbicides by GC - Westborough Lab							
2,4-D	ND		ug/l	10.0	0.498	1	A
2,4,5-T	ND		ug/l	2.00	0.531	1	A
2,4,5-TP (Silvex)	ND		ug/l	2.00	0.539	1	A

Surrogate	% Recovery	Qualifier	Acceptance Criteria	Column
DCAA	79		30-150	A
DCAA	62		30-150	B

Project Name: 1111 ELMWOOD AVE.
Project Number: 0369-018-001-001-002
Lab Number: L1804399
Report Date: 02/15/18

SAMPLE RESULTS

Lab ID: L1804399-03
Client ID: BLIND DUP
Sample Location: BUFFALO, NY
Sample Depth:
Matrix: Water
Analytical Method: 1,8081B
Analytical Date: 02/14/18 10:10
Analyst: JW

Date Collected: 02/07/18 12:00
Date Received: 02/08/18
Field Prep: Not Specified

Extraction Method: EPA 3510C
Extraction Date: 02/11/18 10:32

Parameter	Result	Qualifier	Units	RL	MDL	Dilution Factor	Column
Organochlorine Pesticides by GC - Westborough Lab							
Delta-BHC	ND		ug/l	0.020	0.005	1	A
Lindane	ND		ug/l	0.020	0.004	1	A
Alpha-BHC	ND		ug/l	0.020	0.004	1	A
Beta-BHC	ND		ug/l	0.020	0.006	1	A
Heptachlor	ND		ug/l	0.020	0.003	1	A
Aldrin	ND		ug/l	0.020	0.002	1	A
Heptachlor epoxide	ND		ug/l	0.020	0.004	1	A
Endrin	ND		ug/l	0.040	0.004	1	A
Endrin aldehyde	ND		ug/l	0.040	0.008	1	A
Endrin ketone	ND		ug/l	0.040	0.005	1	A
Dieldrin	ND		ug/l	0.040	0.004	1	A
4,4'-DDE	ND		ug/l	0.040	0.004	1	A
4,4'-DDD	ND		ug/l	0.040	0.005	1	A
4,4'-DDT	ND		ug/l	0.040	0.004	1	A
Endosulfan I	ND		ug/l	0.020	0.003	1	A
Endosulfan II	ND		ug/l	0.040	0.005	1	A
Endosulfan sulfate	ND		ug/l	0.040	0.005	1	A
Methoxychlor	ND		ug/l	0.200	0.007	1	A
Toxaphene	ND		ug/l	0.200	0.063	1	A
cis-Chlordane	ND		ug/l	0.020	0.007	1	A
trans-Chlordane	ND		ug/l	0.020	0.006	1	A
Chlordane	ND		ug/l	0.200	0.046	1	A

Surrogate	% Recovery	Qualifier	Acceptance Criteria	Column
2,4,5,6-Tetrachloro-m-xylene	53		30-150	A
Decachlorobiphenyl	43		30-150	A
2,4,5,6-Tetrachloro-m-xylene	42		30-150	B
Decachlorobiphenyl	41		30-150	B

Project Name: 1111 ELMWOOD AVE.
Lab Number: L1804399
Project Number: 0369-018-001-001-002
Report Date: 02/15/18

SAMPLE RESULTS

Lab ID: L1804399-03
Client ID: BLIND DUP
Sample Location: BUFFALO, NY
Sample Depth:
Matrix: Water
Analytical Method: 1,8151A
Analytical Date: 02/12/18 23:06
Analyst: SL

Date Collected: 02/07/18 12:00
Date Received: 02/08/18
Field Prep: Not Specified

Extraction Method: EPA 8151A
Extraction Date: 02/10/18 14:31

Methylation Date: 02/11/18 07:00

Parameter	Result	Qualifier	Units	RL	MDL	Dilution Factor	Column
Chlorinated Herbicides by GC - Westborough Lab							
2,4-D	ND		ug/l	10.0	0.498	1	A
2,4,5-T	ND		ug/l	2.00	0.531	1	A
2,4,5-TP (Silvex)	ND		ug/l	2.00	0.539	1	A

Surrogate	% Recovery	Qualifier	Acceptance Criteria	Column
DCAA	73		30-150	A
DCAA	60		30-150	B

Project Name: 1111 ELMWOOD AVE.
Project Number: 0369-018-001-001-002
Lab Number: L1804399
Report Date: 02/15/18

SAMPLE RESULTS

Lab ID: L1804399-04
Client ID: RI-MW-3
Sample Location: BUFFALO, NY
Sample Depth:
Matrix: Water
Analytical Method: 1,8081B
Analytical Date: 02/15/18 10:24
Analyst: KEG

Date Collected: 02/07/18 09:15
Date Received: 02/08/18
Field Prep: Not Specified

Extraction Method: EPA 3510C
Extraction Date: 02/14/18 19:26

Parameter	Result	Qualifier	Units	RL	MDL	Dilution Factor	Column
Organochlorine Pesticides by GC - Westborough Lab							
Delta-BHC	ND		ug/l	0.020	0.005	1	A
Lindane	ND		ug/l	0.020	0.004	1	A
Alpha-BHC	ND		ug/l	0.020	0.004	1	A
Beta-BHC	ND		ug/l	0.020	0.006	1	A
Heptachlor	ND		ug/l	0.020	0.003	1	A
Aldrin	ND		ug/l	0.020	0.002	1	A
Heptachlor epoxide	0.019	JPI	ug/l	0.020	0.004	1	A
Endrin	ND		ug/l	0.040	0.004	1	A
Endrin aldehyde	ND		ug/l	0.040	0.008	1	A
Endrin ketone	ND		ug/l	0.040	0.005	1	A
Dieldrin	ND		ug/l	0.040	0.004	1	A
4,4'-DDE	ND		ug/l	0.040	0.004	1	A
4,4'-DDD	ND		ug/l	0.040	0.005	1	A
4,4'-DDT	ND		ug/l	0.040	0.004	1	A
Endosulfan I	ND		ug/l	0.020	0.003	1	A
Endosulfan II	ND		ug/l	0.040	0.005	1	A
Endosulfan sulfate	ND		ug/l	0.040	0.005	1	A
Methoxychlor	ND		ug/l	0.200	0.007	1	A
Toxaphene	ND		ug/l	0.200	0.063	1	A
cis-Chlordane	ND		ug/l	0.020	0.007	1	A
trans-Chlordane	0.032	PI	ug/l	0.020	0.006	1	A
Chlordane	ND		ug/l	0.200	0.046	1	A

Surrogate	% Recovery	Qualifier	Acceptance Criteria	Column
2,4,5,6-Tetrachloro-m-xylene	119		30-150	A
Decachlorobiphenyl	142		30-150	A
2,4,5,6-Tetrachloro-m-xylene	88		30-150	B
Decachlorobiphenyl	112		30-150	B

Project Name: 1111 ELMWOOD AVE.
Project Number: 0369-018-001-001-002

Lab Number: L1804399
Report Date: 02/15/18

SAMPLE RESULTS

Lab ID: L1804399-04
Client ID: RI-MW-3
Sample Location: BUFFALO, NY
Sample Depth:
Matrix: Water
Analytical Method: 1,8151A
Analytical Date: 02/12/18 21:28
Analyst: SL

Date Collected: 02/07/18 09:15
Date Received: 02/08/18
Field Prep: Not Specified

Extraction Method: EPA 8151A
Extraction Date: 02/10/18 14:31

Methylation Date: 02/11/18 07:00

Parameter	Result	Qualifier	Units	RL	MDL	Dilution Factor	Column
Chlorinated Herbicides by GC - Westborough Lab							
2,4-D	ND		ug/l	10.0	0.498	1	A
2,4,5-T	ND		ug/l	2.00	0.531	1	A
2,4,5-TP (Silvex)	ND		ug/l	2.00	0.539	1	A

Surrogate	% Recovery	Qualifier	Acceptance Criteria	Column
DCAA	72		30-150	A
DCAA	60		30-150	B

Project Name: 1111 ELMWOOD AVE. **Lab Number:** L1804399

Project Number: 0369-018-001-001-00 **Report Date:** 02/15/18

Method Blank Analysis
Batch Quality Control

Analytical Method: 1,8151A
Analytical Date: 02/12/18 12:15
Analyst: KEG

Extraction Method: EPA 8151A
Extraction Date: 02/10/18 14:31

Methylation Date: 02/11/18 07:00

Parameter	Result	Qualifier	Units	RL	MDL	Column
Chlorinated Herbicides by GC - Westborough Lab for sample(s): 01-04 Batch: WG1088252-1						
2,4-D	ND		ug/l	10.0	0.498	A
2,4,5-T	ND		ug/l	2.00	0.531	A
2,4,5-TP (Silvex)	ND		ug/l	2.00	0.539	A

Surrogate	%Recovery	Qualifier	Acceptance Criteria	Column
DCAA	77		30-150	A
DCAA	60		30-150	B

Project Name: 1111 ELMWOOD AVE. **Lab Number:** L1804399

Project Number: 0369-018-001-001-00 **Report Date:** 02/15/18

Method Blank Analysis
Batch Quality Control

Analytical Method: 1,8081B
Analytical Date: 02/13/18 16:30
Analyst: JW

Extraction Method: EPA 3510C
Extraction Date: 02/11/18 10:32

Parameter	Result	Qualifier	Units	RL	MDL	Column
Organochlorine Pesticides by GC - Westborough Lab for sample(s): 01-03 Batch: WG1088326-1						
Delta-BHC	ND		ug/l	0.020	0.005	A
Lindane	ND		ug/l	0.020	0.004	A
Alpha-BHC	ND		ug/l	0.020	0.004	A
Beta-BHC	ND		ug/l	0.020	0.006	A
Heptachlor	ND		ug/l	0.020	0.003	A
Aldrin	ND		ug/l	0.020	0.002	A
Heptachlor epoxide	ND		ug/l	0.020	0.004	A
Endrin	ND		ug/l	0.040	0.004	A
Endrin aldehyde	ND		ug/l	0.040	0.008	A
Endrin ketone	ND		ug/l	0.040	0.005	A
Dieldrin	ND		ug/l	0.040	0.004	A
4,4'-DDE	ND		ug/l	0.040	0.004	A
4,4'-DDD	ND		ug/l	0.040	0.005	A
4,4'-DDT	ND		ug/l	0.040	0.004	A
Endosulfan I	ND		ug/l	0.020	0.003	A
Endosulfan II	ND		ug/l	0.040	0.005	A
Endosulfan sulfate	ND		ug/l	0.040	0.005	A
Methoxychlor	ND		ug/l	0.200	0.007	A
Toxaphene	ND		ug/l	0.200	0.063	A
cis-Chlordane	ND		ug/l	0.020	0.007	A
trans-Chlordane	ND		ug/l	0.020	0.006	A
Chlordane	ND		ug/l	0.200	0.046	A

Project Name: 1111 ELMWOOD AVE.
Project Number: 0369-018-001-001-00

Lab Number: L1804399
Report Date: 02/15/18

Method Blank Analysis
Batch Quality Control

Analytical Method: 1,8081B
Analytical Date: 02/13/18 16:30
Analyst: JW

Extraction Method: EPA 3510C
Extraction Date: 02/11/18 10:32

Parameter	Result	Qualifier	Units	RL	MDL	Column
Organochlorine Pesticides by GC - Westborough Lab for sample(s): 01-03 Batch: WG1088326-1						

Surrogate	%Recovery	Qualifier	Acceptance Criteria	Column
2,4,5,6-Tetrachloro-m-xylene	53		30-150	A
Decachlorobiphenyl	45		30-150	A
2,4,5,6-Tetrachloro-m-xylene	55		30-150	B
Decachlorobiphenyl	45		30-150	B

Project Name: 1111 ELMWOOD AVE. **Lab Number:** L1804399

Project Number: 0369-018-001-001-00 **Report Date:** 02/15/18

Method Blank Analysis
Batch Quality Control

Analytical Method: 1,8081B
Analytical Date: 02/15/18 09:46
Analyst: KEG

Extraction Method: EPA 3510C
Extraction Date: 02/14/18 19:26

Parameter	Result	Qualifier	Units	RL	MDL	Column
Organochlorine Pesticides by GC - Westborough Lab for sample(s): 04 Batch: WG1089361-1						
Delta-BHC	ND		ug/l	0.020	0.005	A
Lindane	ND		ug/l	0.020	0.004	A
Alpha-BHC	ND		ug/l	0.020	0.004	A
Beta-BHC	ND		ug/l	0.020	0.006	A
Heptachlor	ND		ug/l	0.020	0.003	A
Aldrin	ND		ug/l	0.020	0.002	A
Heptachlor epoxide	ND		ug/l	0.020	0.004	A
Endrin	ND		ug/l	0.040	0.004	A
Endrin aldehyde	ND		ug/l	0.040	0.008	A
Endrin ketone	ND		ug/l	0.040	0.005	A
Dieldrin	ND		ug/l	0.040	0.004	A
4,4'-DDE	ND		ug/l	0.040	0.004	A
4,4'-DDD	ND		ug/l	0.040	0.005	A
4,4'-DDT	ND		ug/l	0.040	0.004	A
Endosulfan I	ND		ug/l	0.020	0.003	A
Endosulfan II	ND		ug/l	0.040	0.005	A
Endosulfan sulfate	ND		ug/l	0.040	0.005	A
Methoxychlor	ND		ug/l	0.200	0.007	A
Toxaphene	ND		ug/l	0.200	0.063	A
cis-Chlordane	ND		ug/l	0.020	0.007	A
trans-Chlordane	ND		ug/l	0.020	0.006	A
Chlordane	ND		ug/l	0.200	0.046	A

Project Name: 1111 ELMWOOD AVE.
Project Number: 0369-018-001-001-00

Lab Number: L1804399
Report Date: 02/15/18

Method Blank Analysis
Batch Quality Control

Analytical Method: 1,8081B
Analytical Date: 02/15/18 09:46
Analyst: KEG

Extraction Method: EPA 3510C
Extraction Date: 02/14/18 19:26

Parameter	Result	Qualifier	Units	RL	MDL	Column
Organochlorine Pesticides by GC - Westborough Lab for sample(s): 04 Batch: WG1089361-1						

Surrogate	%Recovery	Qualifier	Acceptance Criteria	Column
2,4,5,6-Tetrachloro-m-xylene	85		30-150	A
Decachlorobiphenyl	126		30-150	A
2,4,5,6-Tetrachloro-m-xylene	72		30-150	B
Decachlorobiphenyl	108		30-150	B

Lab Control Sample Analysis
Batch Quality Control

Project Name: 1111 ELMWOOD AVE.
Project Number: 0369-018-001-001-002

Lab Number: L1804399
Report Date: 02/15/18

Parameter	LCS %Recovery	Qual	LCSD %Recovery	Qual	%Recovery Limits	RPD	Qual	RPD Limits	Column
Chlorinated Herbicides by GC - Westborough Lab Associated sample(s): 01-04 Batch: WG1088252-2 WG1088252-3									
2,4-D	68		72		30-150	6		25	A
2,4,5-T	70		70		30-150	0		25	A
2,4,5-TP (Silvex)	65		66		30-150	2		25	A

Surrogate	LCS %Recovery	Qual	LCSD %Recovery	Qual	Acceptance Criteria	Column
DCAA	64		69		30-150	A
DCAA	56		59		30-150	B

Lab Control Sample Analysis

Batch Quality Control

Project Name: 1111 ELMWOOD AVE.

Project Number: 0369-018-001-001-002

Lab Number: L1804399

Report Date: 02/15/18

Parameter	LCS %Recovery	Qual	LCSD %Recovery	Qual	%Recovery Limits	RPD	Qual	RPD Limits	Column
Organochlorine Pesticides by GC - Westborough Lab Associated sample(s): 01-03 Batch: WG1088326-2 WG1088326-3									
Delta-BHC	93		88		30-150	6		20	A
Lindane	82		80		30-150	2		20	A
Alpha-BHC	88		86		30-150	3		20	A
Beta-BHC	80		77		30-150	4		20	A
Heptachlor	77		78		30-150	1		20	A
Aldrin	80		80		30-150	1		20	A
Heptachlor epoxide	82		82		30-150	0		20	A
Endrin	81		81		30-150	1		20	A
Endrin aldehyde	72		69		30-150	4		20	A
Endrin ketone	87		84		30-150	4		20	A
Dieldrin	86		86		30-150	0		20	A
4,4'-DDE	82		82		30-150	0		20	A
4,4'-DDD	82		82		30-150	1		20	A
4,4'-DDT	81		81		30-150	1		20	A
Endosulfan I	82		81		30-150	2		20	A
Endosulfan II	80		78		30-150	3		20	A
Endosulfan sulfate	85		79		30-150	7		20	A
Methoxychlor	81		78		30-150	5		20	A
cis-Chlordane	71		71		30-150	1		20	A
trans-Chlordane	79		79		30-150	1		20	A

Lab Control Sample Analysis

Batch Quality Control

Project Name: 1111 ELMWOOD AVE.

Project Number: 0369-018-001-001-002

Lab Number: L1804399

Report Date: 02/15/18

Parameter	LCS %Recovery	Qual	LCSD %Recovery	Qual	%Recovery Limits	RPD	Qual	RPD Limits
Organochlorine Pesticides by GC - Westborough Lab Associated sample(s): 01-03 Batch: WG1088326-2 WG1088326-3								

Surrogate	LCS %Recovery	Qual	LCSD %Recovery	Qual	Acceptance Criteria	Column
2,4,5,6-Tetrachloro-m-xylene	75		71		30-150	A
Decachlorobiphenyl	62		60		30-150	A
2,4,5,6-Tetrachloro-m-xylene	75		72		30-150	B
Decachlorobiphenyl	58		61		30-150	B

Lab Control Sample Analysis

Batch Quality Control

Project Name: 1111 ELMWOOD AVE.

Project Number: 0369-018-001-001-002

Lab Number: L1804399

Report Date: 02/15/18

Parameter	LCS %Recovery	Qual	LCSD %Recovery	Qual	%Recovery Limits	RPD	Qual	RPD Limits	Column
Organochlorine Pesticides by GC - Westborough Lab Associated sample(s): 04 Batch: WG1089361-2 WG1089361-3									
Delta-BHC	108		111		30-150	3		20	A
Lindane	100		102		30-150	2		20	A
Alpha-BHC	102		104		30-150	2		20	A
Beta-BHC	102		103		30-150	1		20	A
Heptachlor	106		91		30-150	16		20	A
Aldrin	103		85		30-150	19		20	A
Heptachlor epoxide	113		115		30-150	2		20	A
Endrin	111		116		30-150	4		20	A
Endrin aldehyde	106		114		30-150	7		20	A
Endrin ketone	126		134		30-150	6		20	A
Dieldrin	116		120		30-150	3		20	A
4,4'-DDE	109		107		30-150	2		20	A
4,4'-DDD	109		115		30-150	5		20	A
4,4'-DDT	116		121		30-150	4		20	A
Endosulfan I	110		116		30-150	5		20	A
Endosulfan II	113		120		30-150	6		20	A
Endosulfan sulfate	123		128		30-150	4		20	A
Methoxychlor	120		124		30-150	3		20	A
cis-Chlordane	104		102		30-150	2		20	A
trans-Chlordane	107		103		30-150	4		20	A

Lab Control Sample Analysis
Batch Quality Control

Project Name: 1111 ELMWOOD AVE.
Project Number: 0369-018-001-001-002

Lab Number: L1804399
Report Date: 02/15/18

Parameter	LCS %Recovery	Qual	LCSD %Recovery	Qual	%Recovery Limits	RPD	Qual	RPD Limits
Organochlorine Pesticides by GC - Westborough Lab Associated sample(s): 04 Batch: WG1089361-2 WG1089361-3								

Surrogate	LCS %Recovery	Qual	LCSD %Recovery	Qual	Acceptance Criteria	Column
2,4,5,6-Tetrachloro-m-xylene	99		81		30-150	A
Decachlorobiphenyl	135		133		30-150	A
2,4,5,6-Tetrachloro-m-xylene	89		74		30-150	B
Decachlorobiphenyl	118		116		30-150	B

Matrix Spike Analysis

Batch Quality Control

Project Name: 1111 ELMWOOD AVE.

Project Number: 0369-018-001-001-002

Lab Number: L1804399

Report Date: 02/15/18

Parameter	Native Sample	MS Added	MS Found	MS %Recovery	Qual	MSD Found	MSD %Recovery	Qual	Recovery Limits	RPD	Qual	RPD Limits	Column
Chlorinated Herbicides by GC - Westborough Lab Associated sample(s): 01-04 QC Batch ID: WG1088252-4 WG1088252-5 QC Sample: L1804399-04 Client ID: RI-MW-3													
2,4-D	ND	10	6.90J	69		6.55J	66		30-150	5		25	A
2,4,5-T	ND	10	6.94	69		6.70	67		30-150	4		25	A
2,4,5-TP (Silvex)	ND	10	6.45	64		6.26	63		30-150	3		25	A

Surrogate	MS % Recovery	MS Qualifier	MSD % Recovery	MSD Qualifier	Acceptance Criteria	Column
DCAA	71		67		30-150	A
DCAA	67		60		30-150	B

Matrix Spike Analysis

Batch Quality Control

Project Name: 1111 ELMWOOD AVE.

Project Number: 0369-018-001-001-002

Lab Number: L1804399

Report Date: 02/15/18

Parameter	Native Sample	MS Added	MS Found	MS %Recovery	Qual	MSD Found	MSD %Recovery	Qual	Recovery Limits	RPD	Qual	RPD Limits	Column
Organochlorine Pesticides by GC - Westborough Lab Associated sample(s): 04 QC Batch ID: WG1089361-4 WG1089361-5 QC Sample: L1804399-04 Client ID: RI-MW-3													
Delta-BHC	ND	0.5	0.446	89		0.520	104		30-150	15		30	A
Lindane	ND	0.5	0.417	83		0.483	97		30-150	15		30	A
Alpha-BHC	ND	0.5	0.389	78		0.549	110		30-150	**34**	Q	30	A
Beta-BHC	ND	0.5	0.480	96		0.509	102		30-150	6		30	A
Heptachlor	ND	0.5	0.495	99		0.585	117		30-150	17		30	A
Aldrin	ND	0.5	0.395	79		0.498	100		30-150	23		30	A
Heptachlor epoxide	0.019J	0.5	0.449	90		0.538	108		30-150	18		30	A
Endrin	ND	0.5	0.538	108		0.584	117		30-150	8		30	A
Endrin aldehyde	ND	0.5	0.441	88		0.522	104		30-150	17		30	A
Endrin ketone	ND	0.5	0.573	115		0.681	136		30-150	17		30	A
Dieldrin	ND	0.5	0.498	100		0.578	116		30-150	15		30	A
4,4'-DDE	ND	0.5	0.436	87		0.524	105		30-150	18		30	A
4,4'-DDD	ND	0.5	0.492	98		0.566	113		30-150	14		30	A
4,4'-DDT	ND	0.5	0.541	108		0.622	124		30-150	14		30	A
Endosulfan I	ND	0.5	0.527	105		0.609	122		30-150	14		30	A
Endosulfan II	ND	0.5	0.516	103		0.601	120		30-150	15		30	A
Endosulfan sulfate	ND	0.5	0.576	115		0.666	133		30-150	14		30	A
Methoxychlor	ND	0.5	0.575	115		0.666	133		30-150	15		30	A
cis-Chlordane	ND	0.5	0.426	85		0.516	103		30-150	19		30	A
trans-Chlordane	0.032	0.5	0.429	79		0.504	94		30-150	16		30	A

Matrix Spike Analysis

Batch Quality Control

Project Name:	1111 ELMWOOD AVE.	***Lab Number:***	L1804399
Project Number:	0369-018-001-001-002	***Report Date:***	02/15/18

Parameter	*Native Sample*	*MS Added*	*MS Found*	*MS %Recovery*	*Qual*	*MSD Found*	*MSD %Recovery*	*Qual*	*Recovery Limits*	*RPD*	*Qual*	*RPD Limits*
Organochlorine Pesticides by GC - Westborough Lab Associated sample(s): 04 QC Batch ID: WG1089361-4 WG1089361-5 QC Sample: L1804399-04 Client ID: RI-MW-3												

Surrogate	*MS % Recovery*	*MS Qualifier*	*MSD % Recovery*	*MSD Qualifier*	*Acceptance Criteria*	*Column*
2,4,5,6-Tetrachloro-m-xylene	91		105		30-150	A
Decachlorobiphenyl	111		129		30-150	A
2,4,5,6-Tetrachloro-m-xylene	67		84		30-150	B
Decachlorobiphenyl	88		104		30-150	B

METALS

Project Name: 1111 ELMWOOD AVE.
Lab Number: L1804399
Project Number: 0369-018-001-001-002
Report Date: 02/15/18

SAMPLE RESULTS

Lab ID: L1804399-01
Client ID: RI-MW-1
Sample Location: BUFFALO, NY
Sample Depth:
Matrix: Water

Date Collected: 02/07/18 10:00
Date Received: 02/08/18
Field Prep: Not Specified

Parameter	Result	Qualifier	Units	RL	MDL	Dilution Factor	Date Prepared	Date Analyzed	Prep Method	Analytical Method	Analyst
Total Metals - Mansfield Lab											
Aluminum, Total	0.419		mg/l	0.0100	0.00327	1	02/10/18 12:15	02/14/18 10:20	EPA 3005A	1,6020A	AM
Antimony, Total	0.00083	J	mg/l	0.00400	0.00042	1	02/10/18 12:15	02/14/18 10:20	EPA 3005A	1,6020A	AM
Arsenic, Total	0.00144		mg/l	0.00050	0.00016	1	02/10/18 12:15	02/14/18 10:20	EPA 3005A	1,6020A	AM
Barium, Total	0.02107		mg/l	0.00050	0.00017	1	02/10/18 12:15	02/14/18 10:20	EPA 3005A	1,6020A	AM
Beryllium, Total	ND		mg/l	0.00050	0.00010	1	02/10/18 12:15	02/14/18 10:20	EPA 3005A	1,6020A	AM
Cadmium, Total	0.00022		mg/l	0.00020	0.00005	1	02/10/18 12:15	02/14/18 10:20	EPA 3005A	1,6020A	AM
Calcium, Total	113.		mg/l	0.100	0.0394	1	02/10/18 12:15	02/14/18 10:20	EPA 3005A	1,6020A	AM
Chromium, Total	0.00182		mg/l	0.00100	0.00017	1	02/10/18 12:15	02/14/18 10:20	EPA 3005A	1,6020A	AM
Cobalt, Total	0.00580		mg/l	0.00050	0.00016	1	02/10/18 12:15	02/14/18 10:20	EPA 3005A	1,6020A	AM
Copper, Total	0.00339		mg/l	0.00100	0.00038	1	02/10/18 12:15	02/14/18 10:20	EPA 3005A	1,6020A	AM
Iron, Total	0.708		mg/l	0.0500	0.0191	1	02/10/18 12:15	02/14/18 10:20	EPA 3005A	1,6020A	AM
Lead, Total	0.00254		mg/l	0.00100	0.00034	1	02/10/18 12:15	02/14/18 10:20	EPA 3005A	1,6020A	AM
Magnesium, Total	64.5		mg/l	0.0700	0.0242	1	02/10/18 12:15	02/14/18 10:20	EPA 3005A	1,6020A	AM
Manganese, Total	0.4181		mg/l	0.00100	0.00044	1	02/10/18 12:15	02/14/18 10:20	EPA 3005A	1,6020A	AM
Mercury, Total	ND		mg/l	0.00020	0.00006	1	02/09/18 16:20	02/12/18 11:17	EPA 7470A	1,7470A	MG
Nickel, Total	0.01136		mg/l	0.00200	0.00055	1	02/10/18 12:15	02/14/18 10:20	EPA 3005A	1,6020A	AM
Potassium, Total	5.49		mg/l	0.100	0.0309	1	02/10/18 12:15	02/14/18 10:20	EPA 3005A	1,6020A	AM
Selenium, Total	0.00274	J	mg/l	0.00500	0.00173	1	02/10/18 12:15	02/14/18 10:20	EPA 3005A	1,6020A	AM
Silver, Total	ND		mg/l	0.00040	0.00016	1	02/10/18 12:15	02/14/18 10:20	EPA 3005A	1,6020A	AM
Sodium, Total	44.7		mg/l	0.100	0.0293	1	02/10/18 12:15	02/14/18 10:20	EPA 3005A	1,6020A	AM
Thallium, Total	ND		mg/l	0.00050	0.00014	1	02/10/18 12:15	02/14/18 10:20	EPA 3005A	1,6020A	AM
Vanadium, Total	ND		mg/l	0.00500	0.00157	1	02/10/18 12:15	02/14/18 10:20	EPA 3005A	1,6020A	AM
Zinc, Total	0.00997	J	mg/l	0.01000	0.00341	1	02/10/18 12:15	02/14/18 10:20	EPA 3005A	1,6020A	AM

Project Name: 1111 ELMWOOD AVE.
Project Number: 0369-018-001-001-002
Lab Number: L1804399
Report Date: 02/15/18

SAMPLE RESULTS

Lab ID: L1804399-02
Client ID: RI-MW-2
Sample Location: BUFFALO, NY
Sample Depth:
Matrix: Water
Date Collected: 02/07/18 08:55
Date Received: 02/08/18
Field Prep: Not Specified

Parameter	Result	Qualifier	Units	RL	MDL	Dilution Factor	Date Prepared	Date Analyzed	Prep Method	Analytical Method	Analyst
Total Metals - Mansfield Lab											
Aluminum, Total	0.0448		mg/l	0.0100	0.00327	1	02/10/18 12:15	02/14/18 10:25	EPA 3005A	1,6020A	AM
Antimony, Total	ND		mg/l	0.00400	0.00042	1	02/10/18 12:15	02/14/18 10:25	EPA 3005A	1,6020A	AM
Arsenic, Total	0.00060		mg/l	0.00050	0.00016	1	02/10/18 12:15	02/14/18 10:25	EPA 3005A	1,6020A	AM
Barium, Total	0.04711		mg/l	0.00050	0.00017	1	02/10/18 12:15	02/14/18 10:25	EPA 3005A	1,6020A	AM
Beryllium, Total	ND		mg/l	0.00050	0.00010	1	02/10/18 12:15	02/14/18 10:25	EPA 3005A	1,6020A	AM
Cadmium, Total	0.00012	J	mg/l	0.00020	0.00005	1	02/10/18 12:15	02/14/18 10:25	EPA 3005A	1,6020A	AM
Calcium, Total	121.		mg/l	0.100	0.0394	1	02/10/18 12:15	02/14/18 10:25	EPA 3005A	1,6020A	AM
Chromium, Total	0.00040	J	mg/l	0.00100	0.00017	1	02/10/18 12:15	02/14/18 10:25	EPA 3005A	1,6020A	AM
Cobalt, Total	0.00169		mg/l	0.00050	0.00016	1	02/10/18 12:15	02/14/18 10:25	EPA 3005A	1,6020A	AM
Copper, Total	0.00158		mg/l	0.00100	0.00038	1	02/10/18 12:15	02/14/18 10:25	EPA 3005A	1,6020A	AM
Iron, Total	0.0689		mg/l	0.0500	0.0191	1	02/10/18 12:15	02/14/18 10:25	EPA 3005A	1,6020A	AM
Lead, Total	ND		mg/l	0.00100	0.00034	1	02/10/18 12:15	02/14/18 10:25	EPA 3005A	1,6020A	AM
Magnesium, Total	39.4		mg/l	0.0700	0.0242	1	02/10/18 12:15	02/14/18 10:25	EPA 3005A	1,6020A	AM
Manganese, Total	0.2812		mg/l	0.00100	0.00044	1	02/10/18 12:15	02/14/18 10:25	EPA 3005A	1,6020A	AM
Mercury, Total	ND		mg/l	0.00020	0.00006	1	02/09/18 16:20	02/12/18 11:18	EPA 7470A	1,7470A	MG
Nickel, Total	0.00386		mg/l	0.00200	0.00055	1	02/10/18 12:15	02/14/18 10:25	EPA 3005A	1,6020A	AM
Potassium, Total	1.81		mg/l	0.100	0.0309	1	02/10/18 12:15	02/14/18 10:25	EPA 3005A	1,6020A	AM
Selenium, Total	ND		mg/l	0.00500	0.00173	1	02/10/18 12:15	02/14/18 10:25	EPA 3005A	1,6020A	AM
Silver, Total	ND		mg/l	0.00040	0.00016	1	02/10/18 12:15	02/14/18 10:25	EPA 3005A	1,6020A	AM
Sodium, Total	67.4		mg/l	0.100	0.0293	1	02/10/18 12:15	02/14/18 10:25	EPA 3005A	1,6020A	AM
Thallium, Total	ND		mg/l	0.00050	0.00014	1	02/10/18 12:15	02/14/18 10:25	EPA 3005A	1,6020A	AM
Vanadium, Total	ND		mg/l	0.00500	0.00157	1	02/10/18 12:15	02/14/18 10:25	EPA 3005A	1,6020A	AM
Zinc, Total	0.00464	J	mg/l	0.01000	0.00341	1	02/10/18 12:15	02/14/18 10:25	EPA 3005A	1,6020A	AM

Project Name: 1111 ELMWOOD AVE.
Project Number: 0369-018-001-001-002
Lab Number: L1804399
Report Date: 02/15/18

SAMPLE RESULTS

Lab ID: L1804399-03
Client ID: BLIND DUP
Sample Location: BUFFALO, NY
Sample Depth:
Matrix: Water

Date Collected: 02/07/18 12:00
Date Received: 02/08/18
Field Prep: Not Specified

Parameter	Result	Qualifier	Units	RL	MDL	Dilution Factor	Date Prepared	Date Analyzed	Prep Method	Analytical Method	Analyst
Total Metals - Mansfield Lab											
Aluminum, Total	0.0395		mg/l	0.0100	0.00327	1	02/10/18 12:15	02/14/18 11:14	EPA 3005A	1,6020A	AM
Antimony, Total	ND		mg/l	0.00400	0.00042	1	02/10/18 12:15	02/14/18 11:14	EPA 3005A	1,6020A	AM
Arsenic, Total	0.00059		mg/l	0.00050	0.00016	1	02/10/18 12:15	02/14/18 11:14	EPA 3005A	1,6020A	AM
Barium, Total	0.04899		mg/l	0.00050	0.00017	1	02/10/18 12:15	02/14/18 11:14	EPA 3005A	1,6020A	AM
Beryllium, Total	ND		mg/l	0.00050	0.00010	1	02/10/18 12:15	02/14/18 11:14	EPA 3005A	1,6020A	AM
Cadmium, Total	0.00009	J	mg/l	0.00020	0.00005	1	02/10/18 12:15	02/14/18 11:14	EPA 3005A	1,6020A	AM
Calcium, Total	131.		mg/l	0.100	0.0394	1	02/10/18 12:15	02/14/18 11:14	EPA 3005A	1,6020A	AM
Chromium, Total	0.00045	J	mg/l	0.00100	0.00017	1	02/10/18 12:15	02/14/18 11:14	EPA 3005A	1,6020A	AM
Cobalt, Total	0.00183		mg/l	0.00050	0.00016	1	02/10/18 12:15	02/14/18 11:14	EPA 3005A	1,6020A	AM
Copper, Total	0.00338		mg/l	0.00100	0.00038	1	02/10/18 12:15	02/14/18 11:14	EPA 3005A	1,6020A	AM
Iron, Total	0.0598		mg/l	0.0500	0.0191	1	02/10/18 12:15	02/14/18 11:14	EPA 3005A	1,6020A	AM
Lead, Total	ND		mg/l	0.00100	0.00034	1	02/10/18 12:15	02/14/18 11:14	EPA 3005A	1,6020A	AM
Magnesium, Total	40.8		mg/l	0.0700	0.0242	1	02/10/18 12:15	02/14/18 11:14	EPA 3005A	1,6020A	AM
Manganese, Total	0.2908		mg/l	0.00100	0.00044	1	02/10/18 12:15	02/14/18 11:14	EPA 3005A	1,6020A	AM
Mercury, Total	ND		mg/l	0.00020	0.00006	1	02/09/18 16:20	02/12/18 11:20	EPA 7470A	1,7470A	MG
Nickel, Total	0.00554		mg/l	0.00200	0.00055	1	02/10/18 12:15	02/14/18 11:14	EPA 3005A	1,6020A	AM
Potassium, Total	1.89		mg/l	0.100	0.0309	1	02/10/18 12:15	02/14/18 11:14	EPA 3005A	1,6020A	AM
Selenium, Total	ND		mg/l	0.00500	0.00173	1	02/10/18 12:15	02/14/18 11:14	EPA 3005A	1,6020A	AM
Silver, Total	ND		mg/l	0.00040	0.00016	1	02/10/18 12:15	02/14/18 11:14	EPA 3005A	1,6020A	AM
Sodium, Total	70.0		mg/l	0.100	0.0293	1	02/10/18 12:15	02/14/18 11:14	EPA 3005A	1,6020A	AM
Thallium, Total	ND		mg/l	0.00050	0.00014	1	02/10/18 12:15	02/14/18 11:14	EPA 3005A	1,6020A	AM
Vanadium, Total	ND		mg/l	0.00500	0.00157	1	02/10/18 12:15	02/14/18 11:14	EPA 3005A	1,6020A	AM
Zinc, Total	0.00429	J	mg/l	0.01000	0.00341	1	02/10/18 12:15	02/14/18 11:14	EPA 3005A	1,6020A	AM

Project Name: 1111 ELMWOOD AVE.
Lab Number: L1804399
Project Number: 0369-018-001-001-002
Report Date: 02/15/18

SAMPLE RESULTS

Lab ID: L1804399-04
Client ID: RI-MW-3
Sample Location: BUFFALO, NY
Sample Depth:
Matrix: Water

Date Collected: 02/07/18 09:15
Date Received: 02/08/18
Field Prep: Not Specified

Parameter	Result	Qualifier	Units	RL	MDL	Dilution Factor	Date Prepared	Date Analyzed	Prep Method	Analytical Method	Analyst
Total Metals - Mansfield Lab											
Aluminum, Total	0.802		mg/l	0.0100	0.00327	1	02/10/18 12:15	02/14/18 10:04	EPA 3005A	1,6020A	AM
Antimony, Total	0.00118	J	mg/l	0.00400	0.00042	1	02/10/18 12:15	02/14/18 10:04	EPA 3005A	1,6020A	AM
Arsenic, Total	0.00121		mg/l	0.00050	0.00016	1	02/10/18 12:15	02/14/18 10:04	EPA 3005A	1,6020A	AM
Barium, Total	0.03987		mg/l	0.00050	0.00017	1	02/10/18 12:15	02/14/18 10:04	EPA 3005A	1,6020A	AM
Beryllium, Total	ND		mg/l	0.00050	0.00010	1	02/10/18 12:15	02/14/18 10:04	EPA 3005A	1,6020A	AM
Cadmium, Total	0.00155		mg/l	0.00020	0.00005	1	02/10/18 12:15	02/14/18 10:04	EPA 3005A	1,6020A	AM
Calcium, Total	180.		mg/l	0.100	0.0394	1	02/10/18 12:15	02/14/18 10:04	EPA 3005A	1,6020A	AM
Chromium, Total	0.00164		mg/l	0.00100	0.00017	1	02/10/18 12:15	02/14/18 10:04	EPA 3005A	1,6020A	AM
Cobalt, Total	0.00488		mg/l	0.00050	0.00016	1	02/10/18 12:15	02/14/18 10:04	EPA 3005A	1,6020A	AM
Copper, Total	0.00306		mg/l	0.00100	0.00038	1	02/10/18 12:15	02/14/18 10:04	EPA 3005A	1,6020A	AM
Iron, Total	1.19		mg/l	0.0500	0.0191	1	02/10/18 12:15	02/14/18 10:04	EPA 3005A	1,6020A	AM
Lead, Total	0.00190		mg/l	0.00100	0.00034	1	02/10/18 12:15	02/14/18 10:04	EPA 3005A	1,6020A	AM
Magnesium, Total	157.		mg/l	0.0700	0.0242	1	02/10/18 12:15	02/14/18 10:04	EPA 3005A	1,6020A	AM
Manganese, Total	0.2961		mg/l	0.00100	0.00044	1	02/10/18 12:15	02/14/18 10:04	EPA 3005A	1,6020A	AM
Mercury, Total	ND		mg/l	0.00020	0.00006	1	02/09/18 16:20	02/12/18 11:10	EPA 7470A	1,7470A	MG
Nickel, Total	0.00760		mg/l	0.00200	0.00055	1	02/10/18 12:15	02/14/18 10:04	EPA 3005A	1,6020A	AM
Potassium, Total	3.85		mg/l	0.100	0.0309	1	02/10/18 12:15	02/14/18 10:04	EPA 3005A	1,6020A	AM
Selenium, Total	ND		mg/l	0.00500	0.00173	1	02/10/18 12:15	02/14/18 10:04	EPA 3005A	1,6020A	AM
Silver, Total	ND		mg/l	0.00040	0.00016	1	02/10/18 12:15	02/14/18 10:04	EPA 3005A	1,6020A	AM
Sodium, Total	38.0		mg/l	0.100	0.0293	1	02/10/18 12:15	02/14/18 10:04	EPA 3005A	1,6020A	AM
Thallium, Total	ND		mg/l	0.00050	0.00014	1	02/10/18 12:15	02/14/18 10:04	EPA 3005A	1,6020A	AM
Vanadium, Total	0.00168	J	mg/l	0.00500	0.00157	1	02/10/18 12:15	02/14/18 10:04	EPA 3005A	1,6020A	AM
Zinc, Total	0.01118		mg/l	0.01000	0.00341	1	02/10/18 12:15	02/14/18 10:04	EPA 3005A	1,6020A	AM

Project Name: 1111 ELMWOOD AVE. **Lab Number:** L1804399

Project Number: 0369-018-001-001-002 **Report Date:** 02/15/18

Method Blank Analysis
Batch Quality Control

Parameter	Result	Qualifier	Units	RL	MDL	Dilution Factor	Date Prepared	Date Analyzed	Analytical Method	Analyst
Total Metals - Mansfield Lab for sample(s): 01-04 Batch: WG1088056-1										
Mercury, Total	ND		mg/l	0.00020	0.00006	1	02/09/18 16:20	02/12/18 11:06	1,7470A	MG

Prep Information

Digestion Method: EPA 7470A

Parameter	Result	Qualifier	Units	RL	MDL	Dilution Factor	Date Prepared	Date Analyzed	Analytical Method	Analyst
Total Metals - Mansfield Lab for sample(s): 01-04 Batch: WG1088232-1										
Aluminum, Total	ND		mg/l	0.0100	0.00327	1	02/10/18 12:15	02/14/18 09:56	1,6020A	AM
Antimony, Total	ND		mg/l	0.00400	0.00042	1	02/10/18 12:15	02/14/18 09:56	1,6020A	AM
Arsenic, Total	ND		mg/l	0.00050	0.00016	1	02/10/18 12:15	02/14/18 09:56	1,6020A	AM
Barium, Total	ND		mg/l	0.00050	0.00017	1	02/10/18 12:15	02/14/18 09:56	1,6020A	AM
Beryllium, Total	ND		mg/l	0.00050	0.00010	1	02/10/18 12:15	02/14/18 09:56	1,6020A	AM
Cadmium, Total	ND		mg/l	0.00020	0.00005	1	02/10/18 12:15	02/14/18 09:56	1,6020A	AM
Calcium, Total	ND		mg/l	0.100	0.0394	1	02/10/18 12:15	02/14/18 09:56	1,6020A	AM
Chromium, Total	ND		mg/l	0.00100	0.00017	1	02/10/18 12:15	02/14/18 09:56	1,6020A	AM
Cobalt, Total	ND		mg/l	0.00050	0.00016	1	02/10/18 12:15	02/14/18 09:56	1,6020A	AM
Copper, Total	ND		mg/l	0.00100	0.00038	1	02/10/18 12:15	02/14/18 09:56	1,6020A	AM
Iron, Total	ND		mg/l	0.0500	0.0191	1	02/10/18 12:15	02/14/18 09:56	1,6020A	AM
Lead, Total	ND		mg/l	0.00100	0.00034	1	02/10/18 12:15	02/14/18 09:56	1,6020A	AM
Magnesium, Total	ND		mg/l	0.0700	0.0242	1	02/10/18 12:15	02/14/18 09:56	1,6020A	AM
Manganese, Total	ND		mg/l	0.00100	0.00044	1	02/10/18 12:15	02/14/18 09:56	1,6020A	AM
Nickel, Total	ND		mg/l	0.00200	0.00055	1	02/10/18 12:15	02/14/18 09:56	1,6020A	AM
Potassium, Total	ND		mg/l	0.100	0.0309	1	02/10/18 12:15	02/14/18 09:56	1,6020A	AM
Selenium, Total	ND		mg/l	0.00500	0.00173	1	02/10/18 12:15	02/14/18 09:56	1,6020A	AM
Silver, Total	ND		mg/l	0.00040	0.00016	1	02/10/18 12:15	02/14/18 09:56	1,6020A	AM
Sodium, Total	ND		mg/l	0.100	0.0293	1	02/10/18 12:15	02/14/18 09:56	1,6020A	AM
Thallium, Total	ND		mg/l	0.00050	0.00014	1	02/10/18 12:15	02/14/18 09:56	1,6020A	AM
Vanadium, Total	ND		mg/l	0.00500	0.00157	1	02/10/18 12:15	02/14/18 09:56	1,6020A	AM
Zinc, Total	ND		mg/l	0.01000	0.00341	1	02/10/18 12:15	02/14/18 09:56	1,6020A	AM

Project Name: 1111 ELMWOOD AVE.
Project Number: 0369-018-001-001-002
Lab Number: L1804399
Report Date: 02/15/18

Method Blank Analysis
Batch Quality Control

Prep Information

Digestion Method: EPA 3005A

Lab Control Sample Analysis

Batch Quality Control

Project Name: 1111 ELMWOOD AVE.

Project Number: 0369-018-001-001-002

Lab Number: L1804399

Report Date: 02/15/18

Parameter	LCS %Recovery	Qual	LCSD %Recovery	Qual	%Recovery Limits	RPD	Qual	RPD Limits
Total Metals - Mansfield Lab Associated sample(s): 01-04 Batch: WG1088056-2								
Mercury, Total	99		-		80-120	-		

Lab Control Sample Analysis

Batch Quality Control

Project Name: 1111 ELMWOOD AVE.

Project Number: 0369-018-001-001-002

Lab Number: L1804399

Report Date: 02/15/18

Parameter	LCS %Recovery	LCSD %Recovery	%Recovery Limits	RPD	RPD Limits
Total Metals - Mansfield Lab Associated sample(s): 01-04 Batch: WG1088232-2					
Aluminum, Total	110	-	80-120	-	
Antimony, Total	110	-	80-120	-	
Arsenic, Total	110	-	80-120	-	
Barium, Total	105	-	80-120	-	
Beryllium, Total	108	-	80-120	-	
Cadmium, Total	115	-	80-120	-	
Calcium, Total	108	-	80-120	-	
Chromium, Total	109	-	80-120	-	
Cobalt, Total	106	-	80-120	-	
Copper, Total	107	-	80-120	-	
Iron, Total	111	-	80-120	-	
Lead, Total	106	-	80-120	-	
Magnesium, Total	111	-	80-120	-	
Manganese, Total	110	-	80-120	-	
Nickel, Total	107	-	80-120	-	
Potassium, Total	115	-	80-120	-	
Selenium, Total	114	-	80-120	-	
Silver, Total	99	-	80-120	-	
Sodium, Total	112	-	80-120	-	
Thallium, Total	100	-	80-120	-	
Vanadium, Total	111	-	80-120	-	

Lab Control Sample Analysis

Batch Quality Control

Project Name: 1111 ELMWOOD AVE.

Project Number: 0369-018-001-001-002

Lab Number: L1804399

Report Date: 02/15/18

Parameter	LCS %Recovery	LCSD %Recovery	%Recovery Limits	RPD	RPD Limits
Total Metals - Mansfield Lab Associated sample(s): 01-04 Batch: WG1088232-2					
Zinc, Total	113	-	80-120	-	

Matrix Spike Analysis
Batch Quality Control

Project Name: 1111 ELMWOOD AVE.
Project Number: 0369-018-001-001-002

Lab Number: L1804399
Report Date: 02/15/18

Parameter	Native Sample	MS Added	MS Found	MS %Recovery	Qual	MSD Found	MSD %Recovery	Qual	Recovery Limits	RPD	Qual	RPD Limits
Total Metals - Mansfield Lab Associated sample(s): 01-04 QC Batch ID: WG1088056-3 WG1088056-4 QC Sample: L1804399-04 Client ID: RI-MW-3												
Mercury, Total	ND	0.005	0.00476	95		0.00472	94		75-125	1		20

Matrix Spike Analysis
Batch Quality Control

Project Name: 1111 ELMWOOD AVE.
Project Number: 0369-018-001-001-002

Lab Number: L1804399
Report Date: 02/15/18

Parameter	Native Sample	MS Added	MS Found	MS %Recovery		MSD Found	MSD %Recovery		Recovery Limits	RPD	RPD Limits
Total Metals - Mansfield Lab Associated sample(s): 01-04 QC Batch ID: WG1088232-3 WG1088232-4 QC Sample: L1804399-04 Client ID: RI-MW-3											
Aluminum, Total	0.802	2	3.22	121		3.16	118		75-125	2	20
Antimony, Total	0.00118J	0.5	0.5913	118		0.5821	116		75-125	2	20
Arsenic, Total	0.00121	0.12	0.1415	117		0.1350	111		75-125	5	20
Barium, Total	0.03987	2	2.195	108		2.127	104		75-125	3	20
Beryllium, Total	ND	0.05	0.05746	115		0.05544	111		75-125	4	20
Cadmium, Total	0.00155	0.051	0.06196	118		0.05890	112		75-125	5	20
Calcium, Total	180.	10	192	120		190	100		75-125	1	20
Chromium, Total	0.00164	0.2	0.2339	116		0.2333	116		75-125	0	20
Cobalt, Total	0.00488	0.5	0.5627	112		0.5595	111		75-125	1	20
Copper, Total	0.00306	0.25	0.2828	112		0.2813	111		75-125	1	20
Iron, Total	1.19	1	2.41	122		2.45	**126**	Q	75-125	2	20
Lead, Total	0.00190	0.51	0.5656	110		0.5556	108		75-125	2	20
Magnesium, Total	157.	10	196	**390**	Q	192	**350**	Q	75-125	2	20
Manganese, Total	0.2961	0.5	0.8692	115		0.8642	114		75-125	1	20
Nickel, Total	0.00760	0.5	0.5748	113		0.5697	112		75-125	1	20
Potassium, Total	3.85	10	14.9	110		15.7	118		75-125	5	20
Selenium, Total	ND	0.12	0.134	112		0.138	115		75-125	3	20
Silver, Total	ND	0.05	0.05156	103		0.05054	101		75-125	2	20
Sodium, Total	38.0	10	52.0	**140**	Q	51.8	**138**	Q	75-125	0	20
Thallium, Total	ND	0.12	0.1268	106		0.1255	104		75-125	1	20
Vanadium, Total	0.00168J	0.5	0.5885	118		0.6018	120		75-125	2	20

Matrix Spike Analysis
Batch Quality Control

Project Name: 1111 ELMWOOD AVE.
Project Number: 0369-018-001-001-002

Lab Number: L1804399
Report Date: 02/15/18

Parameter	Native Sample	MS Added	MS Found	MS %Recovery	MSD Found	MSD %Recovery	Recovery Limits	RPD	RPD Limits
Total Metals - Mansfield Lab Associated sample(s): 01-04 QC Batch ID: WG1088232-3 WG1088232-4 QC Sample: L1804399-04 Client ID: RI-MW-3									
Zinc, Total	0.01118	0.5	0.5826	114	0.5841	114	75-125	0	20

Project Name: 1111 ELMWOOD AVE.
Project Number: 0369-018-001-001-002

Lab Number: L1804399
Report Date: 02/15/18

Sample Receipt and Container Information

Were project specific reporting limits specified? YES

Cooler Information

Cooler	Custody Seal
A	Absent
B	Absent
C	Absent

Container Information

Container ID	Container Type	Cooler	Initial pH	Final pH	Temp deg C	Pres	Seal	Frozen Date/Time	Analysis(*)
L1804399-01A	Vial HCl preserved	A	NA		2.0	Y	Absent		NYTCL-8260-R2(14)
L1804399-01B	Vial HCl preserved	A	NA		2.0	Y	Absent		NYTCL-8260-R2(14)
L1804399-01C	Vial HCl preserved	A	NA		2.0	Y	Absent		NYTCL-8260-R2(14)
L1804399-01D	Plastic 250ml HNO3 preserved	A	<2	<2	2.0	Y	Absent		BA-6020T(180),FE-6020T(180),SE-6020T(180),TL-6020T(180),CA-6020T(180),CR-6020T(180),K-6020T(180),NI-6020T(180),CU-6020T(180),NA-6020T(180),ZN-6020T(180),PB-6020T(180),BE-6020T(180),MN-6020T(180),AS-6020T(180),SB-6020T(180),V-6020T(180),AG-6020T(180),AL-6020T(180),CD-6020T(180),HG-T(28),MG-6020T(180),CO-6020T(180)
L1804399-01E	Amber 500ml unpreserved	A	7	7	2.0	Y	Absent		NYTCL-8081(7)
L1804399-01F	Amber 1000ml unpreserved	A	7	7	2.0	Y	Absent		NYTCL-8270(7),NYTCL-8270-SIM(7)
L1804399-01G	Amber 1000ml unpreserved	A	7	7	2.0	Y	Absent		NYTCL-8082-1200ML(7)
L1804399-01H	Amber 1000ml unpreserved	A	7	7	2.0	Y	Absent		HERB-APA(7)
L1804399-02A	Vial HCl preserved	A	NA		2.0	Y	Absent		NYTCL-8260-R2(14)
L1804399-02B	Vial HCl preserved	A	NA		2.0	Y	Absent		NYTCL-8260-R2(14)
L1804399-02C	Vial HCl preserved	A	NA		2.0	Y	Absent		NYTCL-8260-R2(14)
L1804399-02D	Plastic 250ml HNO3 preserved	A	<2	<2	2.0	Y	Absent		BA-6020T(180),FE-6020T(180),SE-6020T(180),TL-6020T(180),CA-6020T(180),CR-6020T(180),K-6020T(180),NI-6020T(180),CU-6020T(180),NA-6020T(180),ZN-6020T(180),PB-6020T(180),BE-6020T(180),MN-6020T(180),AS-6020T(180),SB-6020T(180),V-6020T(180),AG-6020T(180),AL-6020T(180),CD-6020T(180),HG-T(28),MG-6020T(180),CO-6020T(180)
L1804399-02E	Amber 500ml unpreserved	A	7	7	2.0	Y	Absent		NYTCL-8081(7)

*Values in parentheses indicate holding time in days

Project Name: 1111 ELMWOOD AVE.
Project Number: 0369-018-001-001-002

Lab Number: L1804399
Report Date: 02/15/18

Container Information

Container ID	Container Type	Cooler	Initial pH	Final pH	Temp deg C	Pres	Seal	Frozen Date/Time	Analysis(*)
L1804399-02F	Amber 1000ml unpreserved	A	7	7	2.0	Y	Absent		NYTCL-8270(7),NYTCL-8270-SIM(7)
L1804399-02G	Amber 1000ml unpreserved	A	7	7	2.0	Y	Absent		NYTCL-8082-1200ML(7)
L1804399-02H	Amber 1000ml unpreserved	A	7	7	2.0	Y	Absent		HERB-APA(7)
L1804399-03A	Vial HCl preserved	A	NA		2.0	Y	Absent		NYTCL-8260-R2(14)
L1804399-03B	Vial HCl preserved	A	NA		2.0	Y	Absent		NYTCL-8260-R2(14)
L1804399-03C	Vial HCl preserved	A	NA		2.0	Y	Absent		NYTCL-8260-R2(14)
L1804399-03D	Plastic 250ml HNO3 preserved	A	<2	<2	2.0	Y	Absent		BA-6020T(180),FE-6020T(180),SE-6020T(180),TL-6020T(180),CA-6020T(180),CR-6020T(180),K-6020T(180),NI-6020T(180),CU-6020T(180),NA-6020T(180),ZN-6020T(180),PB-6020T(180),BE-6020T(180),MN-6020T(180),AS-6020T(180),SB-6020T(180),V-6020T(180),AG-6020T(180),AL-6020T(180),CD-6020T(180),HG-T(28),MG-6020T(180),CO-6020T(180)
L1804399-03E	Amber 500ml unpreserved	A	7	7	2.0	Y	Absent		NYTCL-8081(7)
L1804399-03F	Amber 1000ml unpreserved	A	7	7	2.0	Y	Absent		NYTCL-8270(7),NYTCL-8270-SIM(7)
L1804399-03G	Amber 1000ml unpreserved	A	7	7	2.0	Y	Absent		NYTCL-8082-1200ML(7)
L1804399-03H	Amber 1000ml unpreserved	A	7	7	2.0	Y	Absent		HERB-APA(7)
L1804399-04A	Vial HCl preserved	B	NA		2.8	Y	Absent		NYTCL-8260-R2(14)
L1804399-04A1	Vial HCl preserved	B	NA		2.8	Y	Absent		NYTCL-8260-R2(14)
L1804399-04A2	Vial HCl preserved	B	NA		2.8	Y	Absent		NYTCL-8260-R2(14)
L1804399-04B	Vial HCl preserved	B	NA		2.8	Y	Absent		NYTCL-8260-R2(14)
L1804399-04B1	Vial HCl preserved	B	NA		2.8	Y	Absent		NYTCL-8260-R2(14)
L1804399-04B2	Vial HCl preserved	B	NA		2.8	Y	Absent		NYTCL-8260-R2(14)
L1804399-04C	Vial HCl preserved	B	NA		2.8	Y	Absent		NYTCL-8260-R2(14)
L1804399-04C1	Vial HCl preserved	B	NA		2.8	Y	Absent		NYTCL-8260-R2(14)
L1804399-04C2	Vial HCl preserved	B	NA		2.8	Y	Absent		NYTCL-8260-R2(14)

*Values in parentheses indicate holding time in days

Project Name: 1111 ELMWOOD AVE.
Project Number: 0369-018-001-001-002

Lab Number: L1804399
Report Date: 02/15/18

Container Information

Container ID	Container Type	Cooler	Initial pH	Final pH	Temp deg C	Pres	Seal	Frozen Date/Time	Analysis(*)
L1804399-04D	Plastic 250ml HNO3 preserved	B	<2	<2	2.8	Y	Absent		BA-6020T(180),FE-6020T(180),SE-6020T(180),TL-6020T(180),CA-6020T(180),CR-6020T(180),K-6020T(180),NI-6020T(180),CU-6020T(180),NA-6020T(180),ZN-6020T(180),PB-6020T(180),BE-6020T(180),MN-6020T(180),AS-6020T(180),SB-6020T(180),V-6020T(180),AG-6020T(180),AL-6020T(180),CD-6020T(180),HG-T(28),MG-6020T(180),CO-6020T(180)
L1804399-04D1	Plastic 250ml HNO3 preserved	C	<2	<2	2.2	Y	Absent		BA-6020T(180),FE-6020T(180),SE-6020T(180),TL-6020T(180),CA-6020T(180),CR-6020T(180),K-6020T(180),NI-6020T(180),CU-6020T(180),NA-6020T(180),ZN-6020T(180),PB-6020T(180),BE-6020T(180),MN-6020T(180),AS-6020T(180),SB-6020T(180),V-6020T(180),AG-6020T(180),AL-6020T(180),CD-6020T(180),HG-T(28),MG-6020T(180),CO-6020T(180)
L1804399-04D2	Plastic 250ml HNO3 preserved	C	<2	<2	2.2	Y	Absent		BA-6020T(180),FE-6020T(180),SE-6020T(180),TL-6020T(180),CA-6020T(180),CR-6020T(180),K-6020T(180),NI-6020T(180),CU-6020T(180),NA-6020T(180),ZN-6020T(180),PB-6020T(180),BE-6020T(180),MN-6020T(180),AS-6020T(180),SB-6020T(180),V-6020T(180),AG-6020T(180),AL-6020T(180),CD-6020T(180),HG-T(28),MG-6020T(180),CO-6020T(180)
L1804399-04E	Amber 500ml unpreserved	B	7	7	2.8	Y	Absent		NYTCL-8081(7)
L1804399-04E1	Amber 500ml unpreserved	B	7	7	2.8	Y	Absent		NYTCL-8081(7)
L1804399-04E2	Amber 500ml unpreserved	B	7	7	2.8	Y	Absent		NYTCL-8081(7)
L1804399-04F	Amber 500ml unpreserved	C	7	7	2.2	Y	Absent		NYTCL-8081(7)
L1804399-04F1	Amber 500ml unpreserved	C	7	7	2.2	Y	Absent		NYTCL-8081(7)
L1804399-04F2	Amber 500ml unpreserved	C	7	7	2.2	Y	Absent		NYTCL-8081(7)
L1804399-04G	Amber 1000ml unpreserved	B	7	7	2.8	Y	Absent		NYTCL-8082-1200ML(7)
L1804399-04G1	Amber 1000ml unpreserved	B	7	7	2.8	Y	Absent		NYTCL-8082-1200ML(7)
L1804399-04G2	Amber 1000ml unpreserved	B	7	7	2.8	Y	Absent		NYTCL-8082-1200ML(7)
L1804399-04H	Amber 1000ml unpreserved	B	7	7	2.8	Y	Absent		NYTCL-8082-1200ML(7)
L1804399-04H1	Amber 1000ml unpreserved	B	7	7	2.8	Y	Absent		NYTCL-8082-1200ML(7)
L1804399-04H2	Amber 1000ml unpreserved	C	7	7	2.2	Y	Absent		NYTCL-8082-1200ML(7)
L1804399-04J	Amber 1000ml unpreserved	C	7	7	2.2	Y	Absent		HERB-APA(7)

*Values in parentheses indicate holding time in days

Project Name: 1111 ELMWOOD AVE.
Project Number: 0369-018-001-001-002

Lab Number: L1804399
Report Date: 02/15/18

Container Information

Container ID	Container Type	Cooler	Initial pH	Final pH	Temp deg C	Pres	Seal	Frozen Date/Time	Analysis(*)
L1804399-04J1	Amber 1000ml unpreserved	B	7	7	2.8	Y	Absent		HERB-APA(7)
L1804399-04K	Amber 1000ml unpreserved	B	7	7	2.8	Y	Absent		HERB-APA(7)
L1804399-04K1	Amber 1000ml unpreserved	B	7	7	2.8	Y	Absent		HERB-APA(7)
L1804399-04L	Amber 1000ml unpreserved	C	7	7	2.2	Y	Absent		NYTCL-8270(7),NYTCL-8270-SIM(7)
L1804399-04L1	Amber 1000ml unpreserved	C	7	7	2.2	Y	Absent		NYTCL-8270(7),NYTCL-8270-SIM(7)
L1804399-04M	Amber 1000ml unpreserved	C	7	7	2.2	Y	Absent		NYTCL-8270(7),NYTCL-8270-SIM(7)
L1804399-04M1	Amber 1000ml unpreserved	C	7	7	2.2	Y	Absent		NYTCL-8270(7),NYTCL-8270-SIM(7)
L1804399-04M2	Amber 1000ml unpreserved	C	7	7	2.2	Y	Absent		NYTCL-8270(7),NYTCL-8270-SIM(7)
L1804399-05A	Vial HCl preserved	A	NA		2.0	Y	Absent		NYTCL-8260-R2(14)
L1804399-05B	Vial HCl preserved	A	NA		2.0	Y	Absent		NYTCL-8260-R2(14)

*Values in parentheses indicate holding time in days

Project Name:	1111 ELMWOOD AVE.	**Lab Number:**	L1804399
Project Number:	0369-018-001-001-002	**Report Date:**	02/15/18

GLOSSARY

Acronyms

EDL	- Estimated Detection Limit: This value represents the level to which target analyte concentrations are reported as estimated values, when those target analyte concentrations are quantified below the reporting limit (RL). The EDL includes any adjustments from dilutions, concentrations or moisture content, where applicable. The use of EDLs is specific to the analysis of PAHs using Solid-Phase Microextraction (SPME).
EPA	- Environmental Protection Agency.
LCS	- Laboratory Control Sample: A sample matrix, free from the analytes of interest, spiked with verified known amounts of analytes or a material containing known and verified amounts of analytes.
LCSD	- Laboratory Control Sample Duplicate: Refer to LCS.
LFB	- Laboratory Fortified Blank: A sample matrix, free from the analytes of interest, spiked with verified known amounts of analytes or a material containing known and verified amounts of analytes.
MDL	- Method Detection Limit: This value represents the level to which target analyte concentrations are reported as estimated values, when those target analyte concentrations are quantified below the reporting limit (RL). The MDL includes any adjustments from dilutions, concentrations or moisture content, where applicable.
MS	- Matrix Spike Sample: A sample prepared by adding a known mass of target analyte to a specified amount of matrix sample for which an independent estimate of target analyte concentration is available.
MSD	- Matrix Spike Sample Duplicate: Refer to MS.
NA	- Not Applicable.
NC	- Not Calculated: Term is utilized when one or more of the results utilized in the calculation are non-detect at the parameter's reporting unit.
NDPA/DPA	- N-Nitrosodiphenylamine/Diphenylamine.
NI	- Not Ignitable.
NP	- Non-Plastic: Term is utilized for the analysis of Atterberg Limits in soil.
RL	- Reporting Limit: The value at which an instrument can accurately measure an analyte at a specific concentration. The RL includes any adjustments from dilutions, concentrations or moisture content, where applicable.
RPD	- Relative Percent Difference: The results from matrix and/or matrix spike duplicates are primarily designed to assess the precision of analytical results in a given matrix and are expressed as relative percent difference (RPD). Values which are less than five times the reporting limit for any individual parameter are evaluated by utilizing the absolute difference between the values; although the RPD value will be provided in the report.
SRM	- Standard Reference Material: A reference sample of a known or certified value that is of the same or similar matrix as the associated field samples.
STLP	- Semi-dynamic Tank Leaching Procedure per EPA Method 1315.
TIC	- Tentatively Identified Compound: A compound that has been identified to be present and is not part of the target compound list (TCL) for the method and/or program. All TICs are qualitatively identified and reported as estimated concentrations.

Footnotes

1	- The reference for this analyte should be considered modified since this analyte is absent from the target analyte list of the original method.

Terms

Analytical Method: Both the document from which the method originates and the analytical reference method. (Example: EPA 8260B is shown as 1,8260B.) The codes for the reference method documents are provided in the References section of the Addendum.

Final pH: As it pertains to Sample Receipt & Container Information section of the report, Final pH reflects pH of container determined after adjustment at the laboratory, if applicable. If no adjustment required, value reflects Initial pH.

Frozen Date/Time: With respect to Volatile Organics in soil, Frozen Date/Time reflects the date/time at which associated Reagent Water-preserved vials were initially frozen. Note: If frozen date/time is beyond 48 hours from sample collection, value will be reflected in 'bold'.

Initial pH: As it pertains to Sample Receipt & Container Information section of the report, Initial pH reflects pH of container determined upon receipt, if applicable.

Total: With respect to Organic analyses, a 'Total' result is defined as the summation of results for individual isomers or Aroclors. If a 'Total' result is requested, the results of its individual components will also be reported. This is applicable to 'Total' results for methods 8260, 8081 and 8082.

Data Qualifiers

A	- Spectra identified as "Aldol Condensation Product".
B	- The analyte was detected above the reporting limit in the associated method blank. Flag only applies to associated field samples that have detectable concentrations of the analyte at less than ten times (10x) the concentration found in the blank. For MCP-related

Report Format: DU Report with 'J' Qualifiers

Project Name:	1111 ELMWOOD AVE.	**Lab Number:**	L1804399
Project Number:	0369-018-001-001-002	**Report Date:**	02/15/18

Data Qualifiers

projects, flag only applies to associated field samples that have detectable concentrations of the analyte at less than ten times (10x) the concentration found in the blank. For DOD-related projects, flag only applies to associated field samples that have detectable concentrations of the analyte at less than ten times (10x) the concentration found in the blank AND the analyte was detected above one-half the reporting limit (or above the reporting limit for common lab contaminants) in the associated method blank. For NJ-Air-related projects, flag only applies to associated field samples that have detectable concentrations of the analyte above the reporting limit. For NJ-related projects (excluding Air), flag only applies to associated field samples that have detectable concentrations of the analyte, which was detected above the reporting limit in the associated method blank or above five times the reporting limit for common lab contaminants (Phthalates, Acetone, Methylene Chloride, 2-Butanone).

C - Co-elution: The target analyte co-elutes with a known lab standard (i.e. surrogate, internal standards, etc.) for co-extracted analyses.

D - Concentration of analyte was quantified from diluted analysis. Flag only applies to field samples that have detectable concentrations of the analyte.

E - Concentration of analyte exceeds the range of the calibration curve and/or linear range of the instrument.

G - The concentration may be biased high due to matrix interferences (i.e, co-elution) with non-target compound(s). The result should be considered estimated.

H - The analysis of pH was performed beyond the regulatory-required holding time of 15 minutes from the time of sample collection.

I - The lower value for the two columns has been reported due to obvious interference.

M - Reporting Limit (RL) exceeds the MCP CAM Reporting Limit for this analyte.

NJ - Presumptive evidence of compound. This represents an estimated concentration for Tentatively Identified Compounds (TICs), where the identification is based on a mass spectral library search.

P - The RPD between the results for the two columns exceeds the method-specified criteria.

Q - The quality control sample exceeds the associated acceptance criteria. For DOD-related projects, LCS and/or Continuing Calibration Standard exceedences are also qualified on all associated sample results. Note: This flag is not applicable for matrix spike recoveries when the sample concentration is greater than 4x the spike added or for batch duplicate RPD when the sample concentrations are less than 5x the RL. (Metals only.)

R - Analytical results are from sample re-analysis.

RE - Analytical results are from sample re-extraction.

S - Analytical results are from modified screening analysis.

J - Estimated value. The Target analyte concentration is below the quantitation limit (RL), but above the Method Detection Limit (MDL) or Estimated Detection Limit (EDL) for SPME-related analyses. This represents an estimated concentration for Tentatively Identified Compounds (TICs).

ND - Not detected at the method detection limit (MDL) for the sample, or estimated detection limit (EDL) for SPME-related analyses.

Report Format: DU Report with 'J' Qualifiers

Project Name:	1111 ELMWOOD AVE.	**Lab Number:**	L1804399
Project Number:	0369-018-001-001-002	**Report Date:**	02/15/18

REFERENCES

1 Test Methods for Evaluating Solid Waste: Physical/Chemical Methods. EPA SW-846. Third Edition. Updates I - IV, 2007.

LIMITATION OF LIABILITIES

Alpha Analytical performs services with reasonable care and diligence normal to the analytical testing laboratory industry. In the event of an error, the sole and exclusive responsibility of Alpha Analytical shall be to re-perform the work at it's own expense. In no event shall Alpha Analytical be held liable for any incidental, consequential or special damages, including but not limited to, damages in any way connected with the use of, interpretation of, information or analysis provided by Alpha Analytical.

We strongly urge our clients to comply with EPA protocol regarding sample volume, preservation, cooling, containers, sampling procedures, holding time and splitting of samples in the field.

Certification Information

The following analytes are not included in our Primary NELAP Scope of Accreditation:

Westborough Facility
EPA 624: m/p-xylene, o-xylene
EPA 8260C: NPW: 1,2,4,5-Tetramethylbenzene; 4-Ethyltoluene, Azobenzene; SCM: Iodomethane (methyl iodide), Methyl methacrylate, 1,2,4,5-Tetramethylbenzene; 4-Ethyltoluene.
EPA 8270D: NPW: Dimethylnaphthalene,1,4-Diphenylhydrazine; SCM: Dimethylnaphthalene,1,4-Diphenylhydrazine.
EPA 300: DW: Bromide
EPA 6860: SCM: Perchlorate
EPA 9010: NPW and SCM: Amenable Cyanide Distillation
SM4500: NPW: Amenable Cyanide, Dissolved Oxygen; SCM: Total Phosphorus, TKN, NO2, NO3.

Mansfield Facility
SM 2540D: TSS
EPA 8082A: NPW: PCB: 1, 5, 31, 87,101, 110, 141, 151, 153, 180, 183, 187.
EPA TO-15: Halothane, 2,4,4-Trimethyl-2-pentene, 2,4,4-Trimethyl-1-pentene, Thiophene, 2-Methylthiophene, 3-Methylthiophene, 2-Ethylthiophene, 1,2,3-Trimethylbenzene, Indan, Indene, 1,2,4,5-Tetramethylbenzene, Benzothiophene, 1-Methylnaphthalene.
Biological Tissue Matrix: EPA 3050B

The following analytes are included in our Massachusetts DEP Scope of Accreditation

Westborough Facility:

Drinking Water
EPA 300.0: Chloride, Nitrate-N, Fluoride, Sulfate; **EPA 353.2**: Nitrate-N, Nitrite-N; **SM4500NO3-F**: Nitrate-N, Nitrite-N; **SM4500F-C, SM4500CN-CE, EPA 180.1, SM2130B, SM4500CI-D, SM2320B, SM2540C, SM4500H-B**
EPA 332: Perchlorate; **EPA 524.2:** THMs and VOCs; **EPA 504.1:** EDB, DBCP.
Microbiology: **SM9215B; SM9223-P/A, SM9223B-Colilert-QT,SM9222D**.

Non-Potable Water
SM4500H,B, EPA 120.1, SM2510B, SM2540C, SM2320B, SM4500CL-E, SM4500F-BC, SM4500NH3-BH: Ammonia-N and Kjeldahl-N, **EPA 350.1**: Ammonia-N, **LACHAT 10-107-06-1-B**: Ammonia-N, **EPA 351.1, SM4500NO3-F, EPA 353.2**: Nitrate-N**, EPA 351.1, SM4500P-E, SM4500P-B, E, SM4500SO4-E, SM5220D, EPA 410.4, SM5210B, SM5310C, SM4500CL-D, EPA 1664, EPA 420.1, SM4500-CN-CE, SM2540D.**
EPA 624: Volatile Halocarbons & Aromatics,
EPA 608: Chlordane, Toxaphene, Aldrin, alpha-BHC, beta-BHC, gamma-BHC, delta-BHC, Dieldrin, DDD, DDE, DDT, Endosulfan I, Endosulfan II, Endosulfan sulfate, Endrin, Endrin Aldehyde, Heptachlor, Heptachlor Epoxide, PCBs
EPA 625: SVOC (Acid/Base/Neutral Extractables), **EPA 600/4-81-045**: PCB-Oil.
Microbiology: **SM9223B-Colilert-QT; Enterolert-QT, SM9221E, SM9222D.**

Mansfield Facility:

Drinking Water
EPA 200.7: Al, Ba, Be, Cd, Cr, Cu, Mn, Ni, Na, Ag, Ca, Zn. **EPA 200.8:** Al, Sb, As, Ba, Be, Cd, Cr, Cu, Pb, Mn, Ni, Se, Ag, TL, Zn. **EPA 245.1** Hg.
EPA 522.

Non-Potable Water
EPA 200.7: Al, Sb, As, Be, Cd, Ca, Cr, Co, Cu, Fe, Pb, Mg, Mn, Mo, Ni, K, Se, Ag, Na, Sr, TL, Ti, V, Zn.
EPA 200.8: Al, Sb, As, Be, Cd, Cr, Cu, Pb, Mn, Ni, Se, Ag, TL, Zn.
EPA 245.1 Hg.
SM2340B

For a complete listing of analytes and methods, please contact your Alpha Project Manager.

ALPHA

Westborough, MA 01581
8 Walkup Dr.
TEL: 508-898-9220
FAX: 508-898-9193

Mansfield, MA 02048
320 Forbes Blvd
TEL: 508-822-9300
FAX: 508-822-3288

NEW YORK CHAIN OF CUSTODY

Service Centers
Mahwah, NJ 07430: 35 Whitney Rd, Suite 5
Albany, NY 12205: 14 Walker Way
Tonawanda, NY 14150: 275 Cooper Ave, Suite 105

Page 1 of 1

Date Rec'd in Lab: 2/9/18

ALPHA Job #: L1804399

Client Information
Client: Benchmark Env
Address: 2558 Hamburg Turnpike
Lackawanna NY 14218 Suite 300
Phone: (716) 856-8358
Fax: (716) 856-0583
Email: jschiedel@benchmarkenv.com

Project Information
Project Name: 111 Elmwood Ave
Project Location: Buffalo NY
Project # 0369-018-001-001-002
(Use Project name as Project #)
Project Manager: Chris Bonin
ALPHAQuote #:

Turn-Around Time
Standard [X]
Rush (only if pre approved) [ ]
Due Date:
# of Days:

These samples have been previously analyzed by Alpha [ ]

Other project specific requirements/comments:
CAT B

Please specify Metals or TAL.

Deliverables
[ ] ASP-A [ ] ASP-B
[ ] EQuIS (1 File) [ ] EQuIS (4 File)
[ ] Other

Regulatory Requirement
[ ] NY TOGS [ ] NY Part 375
[ ] AWQ Standards [ ] NY CP-51
[ ] NY Restricted Use [ ] Other
[ ] NY Unrestricted Use
[ ] NYC Sewer Discharge

Billing Information
[ ] Same as Client Info
PO #

Disposal Site Information
Please identify below location of applicable disposal facilities.
Disposal Facility:
[ ] NJ [ ] NY
[ ] Other:

Sample Filtration
[ ] Done
[ ] Lab to do
Preservation
[ ] Lab to do
(Please Specify below)

ALPHA Lab ID (Lab Use Only)	Sample ID	Collection Date	Collection Time	Sample Matrix	Sampler's Initials	TCL+CP-51 VOCs +260	TCL SVOCs	TAL METALS	PCBs / Herb	Pest	Sample Specific Comments	Total Bottle
04399-01	RI-MW-1	2/7/18	1000	water	TH3	3	2	1	1	1	Limited Volume	8
02	RI-MW-2		855			3	1	1	2	1		8
03	Blind Dup		1200			3	1	1	2	1		8
04	RI-MW-3 (MS/MSD)		915			9	6	3	9	6		33
05	Trip Blank					1						1

Preservative Code:
A = None
B = HCl
C = HNO_3
D = H_2SO_4
E = NaOH
F = MeOH
G = $NaHSO_4$
H = $Na_2S_2O_3$
K/E = Zn Ac/NaOH
O = Other

Container Code
P = Plastic
A = Amber Glass
V = Vial
G = Glass
B = Bacteria Cup
C = Cube
O = Other
E = Encore
D = BOD Bottle

Westboro: Certification No: MA935
Mansfield: Certification No: MA015

Container Type	V	A	P	A	A
Preservative	B	A	C	A	A

Relinquished By:	Date/Time	Received By:	Date/Time
	2/7/18 1530		
Adam ARL 2	2/8/18 1132		2/8/18 1132
			2/8/18 0150

Please print clearly, legibly and completely. Samples can not be logged in and turnaround time clock will not start until any ambiguities are resolved. BY EXECUTING THIS COC, THE CLIENT HAS READ AND AGREES TO BE BOUND BY ALPHA'S TERMS & CONDITIONS. (See reverse side.)

Form No: 01-25 HC (rev. 30-Sept-2013)

ANALYTICAL REPORT

Lab Number:	L1809842
Client:	Benchmark & Turnkey Companies 2558 Hamburg Turnpike Suite 300 Buffalo, NY 14218
ATTN:	Chris Boron
Phone:	(716) 856-0599
Project Name:	1111 ELMWOOD AVE.
Project Number:	B0369-018-001-004-00
Report Date:	04/04/18

The original project report/data package is held by Alpha Analytical. This report/data package is paginated and should be reproduced only in its entirety. Alpha Analytical holds no responsibility for results and/or data that are not consistent with the original.

Certifications & Approvals: MA (M-MA086), NH NELAP (2064), NJ NELAP (MA935), CT (PH-0574), IL (200077), ME (MA00086), MD (348), NY (11148), NC (25700/666), PA (68-03671), RI (LAO00065), TX (T104704476), VT (VT-0935), VA (460195), USDA (Permit #P330-14-00197).

Eight Walkup Drive, Westborough, MA 01581-1019
508-898-9220 (Fax) 508-898-9193 800-624-9220 - www.alphalab.com

Project Name: 1111 ELMWOOD AVE.
Project Number: B0369-018-001-004-00

Lab Number: L1809842
Report Date: 04/04/18

Alpha Sample ID	Client ID	Matrix	Sample Location	Collection Date/Time	Receive Date
L1809842-01	RI-MW-1	WATER	BUFFALO, NY	03/22/18 09:30	03/22/18
L1809842-02	RI-MW-2	WATER	BUFFALO, NY	03/22/18 09:02	03/22/18
L1809842-03	RI-MW-3	WATER	BUFFALO, NY	03/22/18 10:05	03/22/18
L1809842-04	FIELD BLANK	WATER	BUFFALO, NY	03/22/18 10:30	03/22/18

Project Name: 1111 ELMWOOD AVE. **Lab Number:** L1809842
Project Number: B0369-018-001-004-00 **Report Date:** 04/04/18

Case Narrative

The samples were received in accordance with the Chain of Custody and no significant deviations were encountered during the preparation or analysis unless otherwise noted. Sample Receipt, Container Information, and the Chain of Custody are located at the back of the report.

Results contained within this report relate only to the samples submitted under this Alpha Lab Number and meet NELAP requirements for all NELAP accredited parameters unless otherwise noted in the following narrative. The data presented in this report is organized by parameter (i.e. VOC, SVOC, etc.). Sample specific Quality Control data (i.e. Surrogate Spike Recovery) is reported at the end of the target analyte list for each individual sample, followed by the Laboratory Batch Quality Control at the end of each parameter. Tentatively Identified Compounds (TICs), if requested, are reported for compounds identified to be present and are not part of the method/program Target Compound List, even if only a subset of the TCL are being reported. If a sample was re-analyzed or re-extracted due to a required quality control corrective action and if both sets of data are reported, the Laboratory ID of the re-analysis or re-extraction is designated with an "R" or "RE", respectively. When multiple Batch Quality Control elements are reported (e.g. more than one LCS), the associated samples for each element are noted in the grey shaded header line of each data table. Any Laboratory Batch, Sample Specific % recovery or RPD value that is outside the listed Acceptance Criteria is bolded in the report. All specific QC information is also incorporated in the Data Usability format of our Data Merger tool where it can be reviewed along with any associated usability implications. Soil/sediments, solids and tissues are reported on a dry weight basis unless otherwise noted. Definitions of all data qualifiers and acronyms used in this report are provided in the Glossary located at the back of the report.

In reference to questions H (CAM) or 4 (RCP) when "NO" is checked, the performance criteria for CAM and RCP methods allow for some quality control failures to occur and still be within method compliance. In these instances the specific failure is not narrated but noted in the associated QC table. The information is also incorporated in the Data Usability format of our Data Merger tool where it can be reviewed along with any associated usability implications.

Please see the associated ADEx data file for a comparison of laboratory reporting limits that were achieved with the regulatory Numerical Standards requested on the Chain of Custody.

HOLD POLICY
For samples submitted on hold, Alpha's policy is to hold samples (with the exception of Air canisters) free of charge for 21 calendar days from the date the project is completed. After 21 calendar days, we will dispose of all samples submitted including those put on hold unless you have contacted your Client Service Representative and made arrangements for Alpha to continue to hold the samples. Air canisters will be disposed after 3 business days from the date the project is completed.

Please contact Client Services at 800-624-9220 with any questions.

Project Name:	1111 ELMWOOD AVE.	**Lab Number:**	L1809842
Project Number:	B0369-018-001-004-00	**Report Date:**	04/04/18

Case Narrative (continued)

Perfluorinated Alkyl Acids by Isotope Dilution

L1809842-01: The Extracted Internal Standard recoveries were outside the acceptance criteria for perfluoro[13c8]octanesulfonamide (m8fosa) (29%) and perfluoro[1,2-13c2]tetradecanoic acid (m2pfteda) (49%).

L1809842-02: The Extracted Internal Standard recoveries were outside the acceptance criteria for perfluoro[13c8]octanesulfonamide (m8fosa) (6%) and perfluoro[1,2-13c2]tetradecanoic acid (m2pfteda) (46%).

L1809842-03: The Extracted Internal Standard recoveries were outside the acceptance criteria for perfluoro[13c8]octanesulfonamide (m8fosa) (11%) and n-deuterioethylperfluoro-1-octanesulfonamidoacetic acid (d5-netfosaa) (49%).

L1809842-04: The Extracted Internal Standard recovery was outside the acceptance criteria for perfluoro[13c8]octanesulfonamide (m8fosa) (13%).

WG1102104-1: The Extracted Internal Standard recovery was outside the acceptance criteria for perfluoro[13c8]octanesulfonamide (m8fosa) (25%).

WG1102104-2: The Extracted Internal Standard recoveries were outside the acceptance criteria for 1h,1h,2h,2h-perfluoro[1,2-13c2]decanesulfonic acid (m2-8:2fts) (39%), n-deuteriomethylperfluoro-1-octanesulfonamidoacetic acid (d3-nmefosaa) (48%), perfluoro[13c8]octanesulfonamide (m8fosa) (41%) and n-deuterioethylperfluoro-1-octanesulfonamidoacetic acid (d5-netfosaa) (49%).

WG1102104-3: The Extracted Internal Standard recovery was outside the acceptance criteria for perfluoro[13c8]octanesulfonamide (m8fosa) (22%).

The WG1102104-2/-3 LCS/LCSD RPD, associated with L1809842-01 through -04, is above the acceptance criteria for n-methyl perfluorooctanesulfonamidoacetic acid (nmefosaa) (45%).

WG1102104-4: The Extracted Internal Standard recoveries were outside the acceptance criteria for perfluoro[13c8]octanesulfonamide (m8fosa) (18%) and 1h,1h,2h,2h-perfluoro[1,2-13c2]hexanesulfonic acid (m2-4:2fts) (259%).

WG1102104-5: The Extracted Internal Standard recoveries were outside the acceptance criteria for perfluoro[13c8]octanesulfonamide (m8fosa) (37%) and perfluoro[1,2-13c2]tetradecanoic acid (m2pfteda) (47%).

I, the undersigned, attest under the pains and penalties of perjury that, to the best of my knowledge and belief and based upon my personal inquiry of those responsible for providing the information contained in this analytical report, such information is accurate and complete. This certificate of analysis is not complete unless this page accompanies any and all pages of this report.

Authorized Signature: Susan O' Neil

Title: Technical Director/Representative Date: 04/04/18

ORGANICS

SEMIVOLATILES

Project Name: 1111 ELMWOOD AVE.
Project Number: B0369-018-001-004-00
Lab Number: L1809842
Report Date: 04/04/18

SAMPLE RESULTS

Lab ID: L1809842-01
Client ID: RI-MW-1
Sample Location: BUFFALO, NY

Date Collected: 03/22/18 09:30
Date Received: 03/22/18
Field Prep: Not Specified

Sample Depth:
Matrix: Water
Analytical Method: 1,8270D-SIM
Analytical Date: 03/29/18 11:27
Analyst: TJ

Extraction Method: EPA 3510C
Extraction Date: 03/28/18 11:30

Parameter	Result	Qualifier	Units	RL	MDL	Dilution Factor
1,4 Dioxane by 8270D-SIM - Mansfield Lab						
1,4-Dioxane	ND		ng/l	156	--	1

Surrogate	% Recovery	Qualifier	Acceptance Criteria
1,4-Dioxane-d8	29		15-110

Project Name: 1111 ELMWOOD AVE.
Project Number: B0369-018-001-004-00
Lab Number: L1809842
Report Date: 04/04/18

SAMPLE RESULTS

Lab ID: L1809842-01
Client ID: RI-MW-1
Sample Location: BUFFALO, NY

Date Collected: 03/22/18 09:30
Date Received: 03/22/18
Field Prep: Not Specified

Sample Depth:
Matrix: Water
Analytical Method: 122,537(M)
Analytical Date: 04/03/18 00:23
Analyst: AJ

Extraction Method: EPA 537
Extraction Date: 03/30/18 15:13

Parameter	Result	Qualifier	Units	RL	MDL	Dilution Factor
Perfluorinated Alkyl Acids by Isotope Dilution - Mansfield Lab						
Perfluorobutanoic Acid (PFBA)	10.7		ng/l	1.78	--	1
Perfluoropentanoic Acid (PFPeA)	3.53		ng/l	1.78	--	1
Perfluorobutanesulfonic Acid (PFBS)	4.66		ng/l	1.78	--	1
Perfluorohexanoic Acid (PFHxA)	3.40		ng/l	1.78	--	1
Perfluoroheptanoic Acid (PFHpA)	ND		ng/l	1.78	--	1
Perfluorohexanesulfonic Acid (PFHxS)	2.47		ng/l	1.78	--	1
Perfluorooctanoic Acid (PFOA)	5.91		ng/l	1.78	--	1
1H,1H,2H,2H-Perfluorooctanesulfonic Acid (6:2FTS)	ND		ng/l	1.78	--	1
Perfluoroheptanesulfonic Acid (PFHpS)	ND		ng/l	1.78	--	1
Perfluorononanoic Acid (PFNA)	ND		ng/l	1.78	--	1
Perfluorooctanesulfonic Acid (PFOS)	2.40		ng/l	1.78	--	1
Perfluorodecanoic Acid (PFDA)	ND		ng/l	1.78	--	1
1H,1H,2H,2H-Perfluorodecanesulfonic Acid (8:2FTS)	ND		ng/l	1.78	--	1
N-Methyl Perfluorooctanesulfonamidoacetic Acid (NMeFOSAA)	ND		ng/l	1.78	--	1
Perfluoroundecanoic Acid (PFUnA)	ND		ng/l	1.78	--	1
Perfluorodecanesulfonic Acid (PFDS)	ND		ng/l	1.78	--	1
Perfluorooctanesulfonamide (FOSA)	ND		ng/l	1.78	--	1
N-Ethyl Perfluorooctanesulfonamidoacetic Acid (NEtFOSAA)	ND		ng/l	1.78	--	1
Perfluorododecanoic Acid (PFDoA)	ND		ng/l	1.78	--	1
Perfluorotridecanoic Acid (PFTrDA)	ND		ng/l	1.78	--	1
Perfluorotetradecanoic Acid (PFTA)	ND		ng/l	1.78	--	1

Project Name: 1111 ELMWOOD AVE. **Lab Number:** L1809842

Project Number: B0369-018-001-004-00 **Report Date:** 04/04/18

SAMPLE RESULTS

Lab ID: L1809842-01 Date Collected: 03/22/18 09:30

Client ID: RI-MW-1 Date Received: 03/22/18

Sample Location: BUFFALO, NY Field Prep: Not Specified

Sample Depth:

Parameter	Result	Qualifier	Units	RL	MDL	Dilution Factor
Perfluorinated Alkyl Acids by Isotope Dilution - Mansfield Lab						

Surrogate	% Recovery	Qualifier	Acceptance Criteria
Perfluoro[13C4]Butanoic Acid (MPFBA)	77		50-150
Perfluoro[13C5]Pentanoic Acid (M5PFPEA)	82		50-150
Perfluoro[2,3,4-13C3]Butanesulfonic Acid (M3PFBS)	115		50-150
Perfluoro[1,2,3,4,6-13C5]Hexanoic Acid (M5PFHxA)	88		50-150
Perfluoro[1,2,3,4-13C4]Heptanoic Acid (M4PFHpA)	80		50-150
Perfluoro[1,2,3-13C3]Hexanesulfonic Acid (M3PFHxS)	102		50-150
Perfluoro[13C8]Octanoic Acid (M8PFOA)	78		50-150
1H,1H,2H,2H-Perfluoro[1,2-13C2]Octanesulfonic Acid (M2-6:2FTS)	150		50-150
Perfluoro[13C9]Nonanoic Acid (M9PFNA)	67		50-150
Perfluoro[13C8]Octanesulfonic Acid (M8PFOS)	84		50-150
Perfluoro[1,2,3,4,5,6-13C6]Decanoic Acid (M6PFDA)	75		50-150
1H,1H,2H,2H-Perfluoro[1,2-13C2]Decanesulfonic Acid (M2-8:2FTS)	82		50-150
N-Deuteriomethylperfluoro-1-octanesulfonamidoacetic Acid (d3-NMeFOSAA)	69		50-150
Perfluoro[1,2,3,4,5,6,7-13C7]Undecanoic Acid (M7-PFUDA)	70		50-150
Perfluoro[13C8]Octanesulfonamide (M8FOSA)	**29**	Q	50-150
N-Deuterioethylperfluoro-1-octanesulfonamidoacetic Acid (d5-NEtFOSAA)	60		50-150
Perfluoro[1,2-13C2]Dodecanoic Acid (MPFDOA)	61		50-150
Perfluoro[1,2-13C2]Tetradecanoic Acid (M2PFTEDA)	**49**	Q	50-150

Project Name: 1111 ELMWOOD AVE.
Lab Number: L1809842
Project Number: B0369-018-001-004-00
Report Date: 04/04/18

SAMPLE RESULTS

Lab ID: L1809842-02
Client ID: RI-MW-2
Sample Location: BUFFALO, NY

Date Collected: 03/22/18 09:02
Date Received: 03/22/18
Field Prep: Not Specified

Sample Depth:
Matrix: Water
Analytical Method: 1,8270D-SIM
Analytical Date: 03/29/18 12:04
Analyst: TJ

Extraction Method: EPA 3510C
Extraction Date: 03/28/18 11:30

Parameter	Result	Qualifier	Units	RL	MDL	Dilution Factor
1,4 Dioxane by 8270D-SIM - Mansfield Lab						
1,4-Dioxane	ND		ng/l	150	--	1

Surrogate	% Recovery	Qualifier	Acceptance Criteria
1,4-Dioxane-d8	26		15-110

Project Name: 1111 ELMWOOD AVE.
Project Number: B0369-018-001-004-00
Lab Number: L1809842
Report Date: 04/04/18

SAMPLE RESULTS

Lab ID: L1809842-02
Client ID: RI-MW-2
Sample Location: BUFFALO, NY

Date Collected: 03/22/18 09:02
Date Received: 03/22/18
Field Prep: Not Specified

Sample Depth:
Matrix: Water
Analytical Method: 122,537(M)
Analytical Date: 04/03/18 00:56
Analyst: AJ

Extraction Method: EPA 537
Extraction Date: 03/30/18 15:13

Parameter	Result	Qualifier	Units	RL	MDL	Dilution Factor
Perfluorinated Alkyl Acids by Isotope Dilution - Mansfield Lab						
Perfluorobutanoic Acid (PFBA)	4.01		ng/l	1.85	--	1
Perfluoropentanoic Acid (PFPeA)	ND		ng/l	1.85	--	1
Perfluorobutanesulfonic Acid (PFBS)	67.0		ng/l	1.85	--	1
Perfluorohexanoic Acid (PFHxA)	ND		ng/l	1.85	--	1
Perfluoroheptanoic Acid (PFHpA)	ND		ng/l	1.85	--	1
Perfluorohexanesulfonic Acid (PFHxS)	3.80		ng/l	1.85	--	1
Perfluorooctanoic Acid (PFOA)	2.37		ng/l	1.85	--	1
1H,1H,2H,2H-Perfluorooctanesulfonic Acid (6:2FTS)	ND		ng/l	1.85	--	1
Perfluoroheptanesulfonic Acid (PFHpS)	ND		ng/l	1.85	--	1
Perfluorononanoic Acid (PFNA)	ND		ng/l	1.85	--	1
Perfluorooctanesulfonic Acid (PFOS)	ND		ng/l	1.85	--	1
Perfluorodecanoic Acid (PFDA)	ND		ng/l	1.85	--	1
1H,1H,2H,2H-Perfluorodecanesulfonic Acid (8:2FTS)	ND		ng/l	1.85	--	1
N-Methyl Perfluorooctanesulfonamidoacetic Acid (NMeFOSAA)	ND		ng/l	1.85	--	1
Perfluoroundecanoic Acid (PFUnA)	ND		ng/l	1.85	--	1
Perfluorodecanesulfonic Acid (PFDS)	ND		ng/l	1.85	--	1
Perfluorooctanesulfonamide (FOSA)	ND		ng/l	1.85	--	1
N-Ethyl Perfluorooctanesulfonamidoacetic Acid (NEtFOSAA)	ND		ng/l	1.85	--	1
Perfluorododecanoic Acid (PFDoA)	ND		ng/l	1.85	--	1
Perfluorotridecanoic Acid (PFTrDA)	ND		ng/l	1.85	--	1
Perfluorotetradecanoic Acid (PFTA)	ND		ng/l	1.85	--	1

Project Name: 1111 ELMWOOD AVE. **Lab Number:** L1809842

Project Number: B0369-018-001-004-00 **Report Date:** 04/04/18

SAMPLE RESULTS

Lab ID: L1809842-02 Date Collected: 03/22/18 09:02

Client ID: RI-MW-2 Date Received: 03/22/18

Sample Location: BUFFALO, NY Field Prep: Not Specified

Sample Depth:

Parameter	Result	Qualifier	Units	RL	MDL	Dilution Factor

Perfluorinated Alkyl Acids by Isotope Dilution - Mansfield Lab

Surrogate	% Recovery	Qualifier	Acceptance Criteria
Perfluoro[13C4]Butanoic Acid (MPFBA)	80		50-150
Perfluoro[13C5]Pentanoic Acid (M5PFPEA)	79		50-150
Perfluoro[2,3,4-13C3]Butanesulfonic Acid (M3PFBS)	103		50-150
Perfluoro[1,2,3,4,6-13C5]Hexanoic Acid (M5PFHxA)	85		50-150
Perfluoro[1,2,3,4-13C4]Heptanoic Acid (M4PFHpA)	76		50-150
Perfluoro[1,2,3-13C3]Hexanesulfonic Acid (M3PFHxS)	93		50-150
Perfluoro[13C8]Octanoic Acid (M8PFOA)	74		50-150
1H,1H,2H,2H-Perfluoro[1,2-13C2]Octanesulfonic Acid (M2-6:2FTS)	107		50-150
Perfluoro[13C9]Nonanoic Acid (M9PFNA)	64		50-150
Perfluoro[13C8]Octanesulfonic Acid (M8PFOS)	72		50-150
Perfluoro[1,2,3,4,5,6-13C6]Decanoic Acid (M6PFDA)	80		50-150
1H,1H,2H,2H-Perfluoro[1,2-13C2]Decanesulfonic Acid (M2-8:2FTS)	70		50-150
N-Deuteriomethylperfluoro-1-octanesulfonamidoacetic Acid (d3-NMeFOSAA)	53		50-150
Perfluoro[1,2,3,4,5,6,7-13C7]Undecanoic Acid (M7-PFUDA)	66		50-150
Perfluoro[13C8]Octanesulfonamide (M8FOSA)	**6**	Q	50-150
N-Deuterioethylperfluoro-1-octanesulfonamidoacetic Acid (d5-NEtFOSAA)	57		50-150
Perfluoro[1,2-13C2]Dodecanoic Acid (MPFDOA)	56		50-150
Perfluoro[1,2-13C2]Tetradecanoic Acid (M2PFTEDA)	**46**	Q	50-150

Project Name: 1111 ELMWOOD AVE.
Lab Number: L1809842
Project Number: B0369-018-001-004-00
Report Date: 04/04/18

SAMPLE RESULTS

Lab ID: L1809842-03
Client ID: RI-MW-3
Sample Location: BUFFALO, NY

Date Collected: 03/22/18 10:05
Date Received: 03/22/18
Field Prep: Not Specified

Sample Depth:
Matrix: Water
Analytical Method: 1,8270D-SIM
Analytical Date: 03/29/18 12:32
Analyst: TJ

Extraction Method: EPA 3510C
Extraction Date: 03/28/18 11:30

Parameter	Result	Qualifier	Units	RL	MDL	Dilution Factor
1,4 Dioxane by 8270D-SIM - Mansfield Lab						
1,4-Dioxane	ND		ng/l	152	--	1

Surrogate	% Recovery	Qualifier	Acceptance Criteria
1,4-Dioxane-d8	27		15-110

Project Name: 1111 ELMWOOD AVE.
Project Number: B0369-018-001-004-00
Lab Number: L1809842
Report Date: 04/04/18

SAMPLE RESULTS

Lab ID: L1809842-03
Client ID: RI-MW-3
Sample Location: BUFFALO, NY

Date Collected: 03/22/18 10:05
Date Received: 03/22/18
Field Prep: Not Specified

Sample Depth:
Matrix: Water
Analytical Method: 122,537(M)
Analytical Date: 04/03/18 01:30
Analyst: AJ

Extraction Method: EPA 537
Extraction Date: 03/30/18 15:13

Parameter	Result	Qualifier	Units	RL	MDL	Dilution Factor
Perfluorinated Alkyl Acids by Isotope Dilution - Mansfield Lab						
Perfluorobutanoic Acid (PFBA)	ND		ng/l	1.78	--	1
Perfluoropentanoic Acid (PFPeA)	ND		ng/l	1.78	--	1
Perfluorobutanesulfonic Acid (PFBS)	30.9		ng/l	1.78	--	1
Perfluorohexanoic Acid (PFHxA)	ND		ng/l	1.78	--	1
Perfluoroheptanoic Acid (PFHpA)	ND		ng/l	1.78	--	1
Perfluorohexanesulfonic Acid (PFHxS)	ND		ng/l	1.78	--	1
Perfluorooctanoic Acid (PFOA)	ND		ng/l	1.78	--	1
1H,1H,2H,2H-Perfluorooctanesulfonic Acid (6:2FTS)	ND		ng/l	1.78	--	1
Perfluoroheptanesulfonic Acid (PFHpS)	ND		ng/l	1.78	--	1
Perfluorononanoic Acid (PFNA)	ND		ng/l	1.78	--	1
Perfluorooctanesulfonic Acid (PFOS)	ND		ng/l	1.78	--	1
Perfluorodecanoic Acid (PFDA)	ND		ng/l	1.78	--	1
1H,1H,2H,2H-Perfluorodecanesulfonic Acid (8:2FTS)	ND		ng/l	1.78	--	1
N-Methyl Perfluorooctanesulfonamidoacetic Acid (NMeFOSAA)	ND		ng/l	1.78	--	1
Perfluoroundecanoic Acid (PFUnA)	ND		ng/l	1.78	--	1
Perfluorodecanesulfonic Acid (PFDS)	ND		ng/l	1.78	--	1
Perfluorooctanesulfonamide (FOSA)	ND		ng/l	1.78	--	1
N-Ethyl Perfluorooctanesulfonamidoacetic Acid (NEtFOSAA)	ND		ng/l	1.78	--	1
Perfluorododecanoic Acid (PFDoA)	ND		ng/l	1.78	--	1
Perfluorotridecanoic Acid (PFTrDA)	ND		ng/l	1.78	--	1
Perfluorotetradecanoic Acid (PFTA)	ND		ng/l	1.78	--	1

Project Name: 1111 ELMWOOD AVE. **Lab Number:** L1809842

Project Number: B0369-018-001-004-00 **Report Date:** 04/04/18

SAMPLE RESULTS

Lab ID: L1809842-03 Date Collected: 03/22/18 10:05

Client ID: RI-MW-3 Date Received: 03/22/18

Sample Location: BUFFALO, NY Field Prep: Not Specified

Sample Depth:

Parameter	Result	Qualifier	Units	RL	MDL	Dilution Factor

Perfluorinated Alkyl Acids by Isotope Dilution - Mansfield Lab

Surrogate	% Recovery	Qualifier	Acceptance Criteria
Perfluoro[13C4]Butanoic Acid (MPFBA)	72		50-150
Perfluoro[13C5]Pentanoic Acid (M5PFPEA)	80		50-150
Perfluoro[2,3,4-13C3]Butanesulfonic Acid (M3PFBS)	99		50-150
Perfluoro[1,2,3,4,6-13C5]Hexanoic Acid (M5PFHxA)	87		50-150
Perfluoro[1,2,3,4-13C4]Heptanoic Acid (M4PFHpA)	81		50-150
Perfluoro[1,2,3-13C3]Hexanesulfonic Acid (M3PFHxS)	88		50-150
Perfluoro[13C8]Octanoic Acid (M8PFOA)	77		50-150
1H,1H,2H,2H-Perfluoro[1,2-13C2]Octanesulfonic Acid (M2-6:2FTS)	99		50-150
Perfluoro[13C9]Nonanoic Acid (M9PFNA)	67		50-150
Perfluoro[13C8]Octanesulfonic Acid (M8PFOS)	84		50-150
Perfluoro[1,2,3,4,5,6-13C6]Decanoic Acid (M6PFDA)	75		50-150
1H,1H,2H,2H-Perfluoro[1,2-13C2]Decanesulfonic Acid (M2-8:2FTS)	58		50-150
N-Deuteriomethylperfluoro-1-octanesulfonamidoacetic Acid (d3-NMeFOSAA)	53		50-150
Perfluoro[1,2,3,4,5,6,7-13C7]Undecanoic Acid (M7-PFUDA)	65		50-150
Perfluoro[13C8]Octanesulfonamide (M8FOSA)	**11**	Q	50-150
N-Deuterioethylperfluoro-1-octanesulfonamidoacetic Acid (d5-NEtFOSAA)	**49**	Q	50-150
Perfluoro[1,2-13C2]Dodecanoic Acid (MPFDOA)	60		50-150
Perfluoro[1,2-13C2]Tetradecanoic Acid (M2PFTEDA)	51		50-150

Project Name: 1111 ELMWOOD AVE.
Project Number: B0369-018-001-004-00
Lab Number: L1809842
Report Date: 04/04/18

SAMPLE RESULTS

Lab ID: L1809842-04
Client ID: FIELD BLANK
Sample Location: BUFFALO, NY

Date Collected: 03/22/18 10:30
Date Received: 03/22/18
Field Prep: Not Specified

Sample Depth:
Matrix: Water
Analytical Method: 122,537(M)
Analytical Date: 04/03/18 00:07
Analyst: AJ

Extraction Method: EPA 537
Extraction Date: 03/30/18 15:13

Parameter	Result	Qualifier	Units	RL	MDL	Dilution Factor
Perfluorinated Alkyl Acids by Isotope Dilution - Mansfield Lab						
Perfluorobutanoic Acid (PFBA)	ND		ng/l	1.72	--	1
Perfluoropentanoic Acid (PFPeA)	ND		ng/l	1.72	--	1
Perfluorobutanesulfonic Acid (PFBS)	ND		ng/l	1.72	--	1
Perfluorohexanoic Acid (PFHxA)	ND		ng/l	1.72	--	1
Perfluoroheptanoic Acid (PFHpA)	ND		ng/l	1.72	--	1
Perfluorohexanesulfonic Acid (PFHxS)	ND		ng/l	1.72	--	1
Perfluorooctanoic Acid (PFOA)	ND		ng/l	1.72	--	1
1H,1H,2H,2H-Perfluorooctanesulfonic Acid (6:2FTS)	ND		ng/l	1.72	--	1
Perfluoroheptanesulfonic Acid (PFHpS)	ND		ng/l	1.72	--	1
Perfluorononanoic Acid (PFNA)	ND		ng/l	1.72	--	1
Perfluorooctanesulfonic Acid (PFOS)	ND		ng/l	1.72	--	1
Perfluorodecanoic Acid (PFDA)	ND		ng/l	1.72	--	1
1H,1H,2H,2H-Perfluorodecanesulfonic Acid (8:2FTS)	ND		ng/l	1.72	--	1
N-Methyl Perfluorooctanesulfonamidoacetic Acid (NMeFOSAA)	ND		ng/l	1.72	--	1
Perfluoroundecanoic Acid (PFUnA)	ND		ng/l	1.72	--	1
Perfluorodecanesulfonic Acid (PFDS)	ND		ng/l	1.72	--	1
Perfluorooctanesulfonamide (FOSA)	ND		ng/l	1.72	--	1
N-Ethyl Perfluorooctanesulfonamidoacetic Acid (NEtFOSAA)	ND		ng/l	1.72	--	1
Perfluorododecanoic Acid (PFDoA)	ND		ng/l	1.72	--	1
Perfluorotridecanoic Acid (PFTrDA)	ND		ng/l	1.72	--	1
Perfluorotetradecanoic Acid (PFTA)	ND		ng/l	1.72	--	1

Project Name: 1111 ELMWOOD AVE. **Lab Number:** L1809842

Project Number: B0369-018-001-004-00 **Report Date:** 04/04/18

SAMPLE RESULTS

Lab ID: L1809842-04 Date Collected: 03/22/18 10:30

Client ID: FIELD BLANK Date Received: 03/22/18

Sample Location: BUFFALO, NY Field Prep: Not Specified

Sample Depth:

Parameter	Result	Qualifier	Units	RL	MDL	Dilution Factor

Perfluorinated Alkyl Acids by Isotope Dilution - Mansfield Lab

Surrogate	% Recovery	Qualifier	Acceptance Criteria
Perfluoro[13C4]Butanoic Acid (MPFBA)	71		50-150
Perfluoro[13C5]Pentanoic Acid (M5PFPEA)	86		50-150
Perfluoro[2,3,4-13C3]Butanesulfonic Acid (M3PFBS)	110		50-150
Perfluoro[1,2,3,4,6-13C5]Hexanoic Acid (M5PFHxA)	97		50-150
Perfluoro[1,2,3,4-13C4]Heptanoic Acid (M4PFHpA)	87		50-150
Perfluoro[1,2,3-13C3]Hexanesulfonic Acid (M3PFHxS)	92		50-150
Perfluoro[13C8]Octanoic Acid (M8PFOA)	79		50-150
1H,1H,2H,2H-Perfluoro[1,2-13C2]Octanesulfonic Acid (M2-6:2FTS)	54		50-150
Perfluoro[13C9]Nonanoic Acid (M9PFNA)	74		50-150
Perfluoro[13C8]Octanesulfonic Acid (M8PFOS)	84		50-150
Perfluoro[1,2,3,4,5,6-13C6]Decanoic Acid (M6PFDA)	76		50-150
1H,1H,2H,2H-Perfluoro[1,2-13C2]Decanesulfonic Acid (M2-8:2FTS)	59		50-150
N-Deuteriomethylperfluoro-1-octanesulfonamidoacetic Acid (d3-NMeFOSAA)	64		50-150
Perfluoro[1,2,3,4,5,6,7-13C7]Undecanoic Acid (M7-PFUDA)	75		50-150
Perfluoro[13C8]Octanesulfonamide (M8FOSA)	**13**	Q	50-150
N-Deuterioethylperfluoro-1-octanesulfonamidoacetic Acid (d5-NEtFOSAA)	61		50-150
Perfluoro[1,2-13C2]Dodecanoic Acid (MPFDOA)	69		50-150
Perfluoro[1,2-13C2]Tetradecanoic Acid (M2PFTEDA)	62		50-150

QUALITY CONTROL SUMMARY

Project Name: 1111 ELMWOOD AVE.
Project Number: B0369-018-001-004-0

Lab Number: L1809842
Report Date: 04/04/18

Method Blank Analysis
Batch Quality Control

Analytical Method: 1,8270D-SIM
Analytical Date: 03/29/18 09:50
Analyst: TJ

Extraction Method: EPA 3510C
Extraction Date: 03/28/18 11:30

Parameter	Result	Qualifier	Units	RL	MDL
1,4 Dioxane by 8270D-SIM - Mansfield Lab for sample(s): 01-03 Batch: WG1101211-1					
1,4-Dioxane	ND		ng/l	150	--

Surrogate	%Recovery	Qualifier	Acceptance Criteria
1,4-Dioxane-d8	33		15-110

Project Name: 1111 ELMWOOD AVE.
Project Number: B0369-018-001-004-0
Lab Number: L1809842
Report Date: 04/04/18

Method Blank Analysis
Batch Quality Control

Analytical Method: 122,537(M)
Analytical Date: 04/02/18 23:17
Analyst: AJ

Extraction Method: EPA 537
Extraction Date: 03/30/18 15:13

Parameter	Result	Qualifier	Units	RL	MDL
Perfluorinated Alkyl Acids by Isotope Dilution - Mansfield Lab for sample(s): 01-04 Batch: WG1102104-1					
Perfluorobutanoic Acid (PFBA)	ND		ng/l	2.00	--
Perfluoropentanoic Acid (PFPeA)	ND		ng/l	2.00	--
Perfluorobutanesulfonic Acid (PFBS)	ND		ng/l	2.00	--
Perfluorohexanoic Acid (PFHxA)	ND		ng/l	2.00	--
Perfluoroheptanoic Acid (PFHpA)	ND		ng/l	2.00	--
Perfluorohexanesulfonic Acid (PFHxS)	ND		ng/l	2.00	--
Perfluorooctanoic Acid (PFOA)	ND		ng/l	2.00	--
1H,1H,2H,2H-Perfluorooctanesulfonic Acid (6:2FTS)	ND		ng/l	2.00	--
Perfluoroheptanesulfonic Acid (PFHpS)	ND		ng/l	2.00	--
Perfluorononanoic Acid (PFNA)	ND		ng/l	2.00	--
Perfluorooctanesulfonic Acid (PFOS)	ND		ng/l	2.00	--
Perfluorodecanoic Acid (PFDA)	ND		ng/l	2.00	--
1H,1H,2H,2H-Perfluorodecanesulfonic Acid (8:2FTS)	ND		ng/l	2.00	--
N-Methyl Perfluorooctanesulfonamidoacetic Acid (NMeFOSAA)	ND		ng/l	2.00	--
Perfluoroundecanoic Acid (PFUnA)	ND		ng/l	2.00	--
Perfluorodecanesulfonic Acid (PFDS)	ND		ng/l	2.00	--
Perfluorooctanesulfonamide (FOSA)	ND		ng/l	2.00	--
N-Ethyl Perfluorooctanesulfonamidoacetic Acid (NEtFOSAA)	ND		ng/l	2.00	--
Perfluorododecanoic Acid (PFDoA)	ND		ng/l	2.00	--
Perfluorotridecanoic Acid (PFTrDA)	ND		ng/l	2.00	--
Perfluorotetradecanoic Acid (PFTA)	ND		ng/l	2.00	--

Project Name: 1111 ELMWOOD AVE. **Lab Number:** L1809842

Project Number: B0369-018-001-004-0 **Report Date:** 04/04/18

Method Blank Analysis
Batch Quality Control

Analytical Method: 122,537(M)
Analytical Date: 04/02/18 23:17
Analyst: AJ

Extraction Method: EPA 537
Extraction Date: 03/30/18 15:13

Parameter	Result	Qualifier	Units	RL	MDL
Perfluorinated Alkyl Acids by Isotope Dilution - Mansfield Lab for sample(s): 01-04 Batch: WG1102104-1					

Surrogate	%Recovery	Qualifier	Acceptance Criteria
Perfluoro[13C4]Butanoic Acid (MPFBA)	87		50-150
Perfluoro[13C5]Pentanoic Acid (M5PFPEA)	93		50-150
Perfluoro[2,3,4-13C3]Butanesulfonic Acid (M3PFBS)	119		50-150
1H,1H,2H,2H-Perfluoro[1,2-13C2]Hexanesulfonic Acid (M2-4:2FTS)	100		50-150
Perfluoro[1,2,3,4,6-13C5]Hexanoic Acid (M5PFHxA)	105		50-150
Perfluoro[1,2,3,4-13C4]Heptanoic Acid (M4PFHpA)	89		50-150
Perfluoro[1,2,3-13C3]Hexanesulfonic Acid (M3PFHxS)	108		50-150
Perfluoro[13C8]Octanoic Acid (M8PFOA)	86		50-150
1H,1H,2H,2H-Perfluoro[1,2-13C2]Octanesulfonic Acid (M2-6:2FTS)	63		50-150
Perfluoro[13C9]Nonanoic Acid (M9PFNA)	77		50-150
Perfluoro[13C8]Octanesulfonic Acid (M8PFOS)	92		50-150
Perfluoro[1,2,3,4,5,6-13C6]Decanoic Acid (M6PFDA)	81		50-150
1H,1H,2H,2H-Perfluoro[1,2-13C2]Decanesulfonic Acid (M2-8:2FTS)	53		50-150
N-Deuteriomethylperfluoro-1-octanesulfonamidoacetic Acid (d3-NMeFOSAA)	68		50-150
Perfluoro[1,2,3,4,5,6,7-13C7]Undecanoic Acid (M7-PFUDA)	76		50-150
Perfluoro[13C8]Octanesulfonamide (M8FOSA)	**25**	Q	50-150
N-Deuterioethylperfluoro-1-octanesulfonamidoacetic Acid (d5-NEtFOSAA)	62		50-150
Perfluoro[1,2-13C2]Dodecanoic Acid (MPFDOA)	69		50-150
Perfluoro[1,2-13C2]Tetradecanoic Acid (M2PFTEDA)	63		50-150

Lab Control Sample Analysis

Batch Quality Control

Project Name: 1111 ELMWOOD AVE.

Project Number: B0369-018-001-004-00

Lab Number: L1809842

Report Date: 04/04/18

Parameter	LCS %Recovery	Qual	LCSD %Recovery	Qual	%Recovery Limits	RPD	Qual	RPD Limits
1,4 Dioxane by 8270D-SIM - Mansfield Lab	Associated sample(s): 01-03		Batch: WG1101211-2		WG1101211-3			
1,4-Dioxane	105		107		40-140	2		30

Surrogate	LCS %Recovery	Qual	LCSD %Recovery	Qual	Acceptance Criteria
1,4-Dioxane-d8	31		32		15-110

Lab Control Sample Analysis

Batch Quality Control

Project Name: 1111 ELMWOOD AVE.

Project Number: B0369-018-001-004-00

Lab Number: L1809842

Report Date: 04/04/18

Parameter	LCS %Recovery	Qual	LCSD %Recovery	Qual	%Recovery Limits	RPD	Qual	RPD Limits
Perfluorinated Alkyl Acids by Isotope Dilution - Mansfield Lab Associated sample(s): 01-04 Batch: WG1102104-2 WG1102104-3								
Perfluorobutanoic Acid (PFBA)	116		102		50-150	13		30
Perfluoropentanoic Acid (PFPeA)	118		102		50-150	15		30
Perfluorobutanesulfonic Acid (PFBS)	116		100		50-150	15		30
Perfluorohexanoic Acid (PFHxA)	123		106		50-150	15		30
Perfluoroheptanoic Acid (PFHpA)	116		100		50-150	15		30
Perfluorohexanesulfonic Acid (PFHxS)	133		113		50-150	16		30
Perfluorooctanoic Acid (PFOA)	111		96		50-150	14		30
1H,1H,2H,2H-Perfluorooctanesulfonic Acid (6:2FTS)	109		101		50-150	8		30
Perfluoroheptanesulfonic Acid (PFHpS)	130		123		50-150	6		30
Perfluorononanoic Acid (PFNA)	120		105		50-150	13		30
Perfluorooctanesulfonic Acid (PFOS)	97		92		50-150	5		30
Perfluorodecanoic Acid (PFDA)	117		107		50-150	9		30
1H,1H,2H,2H-Perfluorodecanesulfonic Acid (8:2FTS)	142		114		50-150	22		30
N-Methyl Perfluorooctanesulfonamidoacetic Acid (NMeFOSAA)	130		82		50-150	**45**	Q	30
Perfluoroundecanoic Acid (PFUnA)	115		96		50-150	18		30
Perfluorodecanesulfonic Acid (PFDS)	116		104		50-150	11		30
Perfluorooctanesulfonamide (FOSA)	115		118		50-150	3		30
N-Ethyl Perfluorooctanesulfonamidoacetic Acid (NEtFOSAA)	120		110		50-150	9		30
Perfluorododecanoic Acid (PFDoA)	113		96		50-150	16		30
Perfluorotridecanoic Acid (PFTrDA)	94		82		50-150	14		30
Perfluorotetradecanoic Acid (PFTA)	135		112		50-150	19		30

Lab Control Sample Analysis

Batch Quality Control

Project Name: 1111 ELMWOOD AVE.

Project Number: B0369-018-001-004-00

Lab Number: L1809842

Report Date: 04/04/18

Parameter	LCS %Recovery	Qual	LCSD %Recovery	Qual	%Recovery Limits	RPD	Qual	RPD Limits
Perfluorinated Alkyl Acids by Isotope Dilution - Mansfield Lab Associated sample(s): 01-04 Batch: WG1102104-2 WG1102104-3								

Surrogate	LCS %Recovery	Qual	LCSD %Recovery	Qual	Acceptance Criteria
Perfluoro[13C4]Butanoic Acid (MPFBA)	79		91		50-150
Perfluoro[13C5]Pentanoic Acid (M5PFPEA)	78		99		50-150
Perfluoro[2,3,4-13C3]Butanesulfonic Acid (M3PFBS)	98		123		50-150
1H,1H,2H,2H-Perfluoro[1,2-13C2]Hexanesulfonic Acid (M2-4:2FTS)	83		98		50-150
Perfluoro[1,2,3,4,6-13C5]Hexanoic Acid (M5PFHxA)	92		114		50-150
Perfluoro[1,2,3,4-13C4]Heptanoic Acid (M4PFHpA)	82		99		50-150
Perfluoro[1,2,3-13C3]Hexanesulfonic Acid (M3PFHxS)	84		107		50-150
Perfluoro[13C8]Octanoic Acid (M8PFOA)	74		95		50-150
1H,1H,2H,2H-Perfluoro[1,2-13C2]Octanesulfonic Acid (M2-6:2FTS)	64		66		50-150
Perfluoro[13C9]Nonanoic Acid (M9PFNA)	69		85		50-150
Perfluoro[13C8]Octanesulfonic Acid (M8PFOS)	76		92		50-150
Perfluoro[1,2,3,4,5,6-13C6]Decanoic Acid (M6PFDA)	71		91		50-150
1H,1H,2H,2H-Perfluoro[1,2-13C2]Decanesulfonic Acid (M2-8:2FTS)	**39**	Q	74		50-150
N-Deuteriomethylperfluoro-1-octanesulfonamidoacetic Acid (d3-NMeFOSAA)	**48**	Q	83		50-150
Perfluoro[1,2,3,4,5,6,7-13C7]Undecanoic Acid (M7-PFUDA)	67		88		50-150
Perfluoro[13C8]Octanesulfonamide (M8FOSA)	**41**	Q	**22**	Q	50-150
N-Deuterioethylperfluoro-1-octanesulfonamidoacetic Acid (d5-NEtFOSAA)	**49**	Q	70		50-150
Perfluoro[1,2-13C2]Dodecanoic Acid (MPFDOA)	62		84		50-150
Perfluoro[1,2-13C2]Tetradecanoic Acid (M2PFTEDA)	52		73		50-150

Matrix Spike Analysis

Batch Quality Control

Project Name: 1111 ELMWOOD AVE.

Project Number: B0369-018-001-004-00

Lab Number: L1809842

Report Date: 04/04/18

Parameter	Native Sample	MS Added	MS Found	MS %Recovery	Qual	MSD Found	MSD %Recovery	Qual	Recovery Limits	RPD	Qual	RPD Limits
Perfluorinated Alkyl Acids by Isotope Dilution - Mansfield Lab Associated sample(s): 01-04 QC Batch ID: WG1102104-4 QC Sample: L1809842-01 Client ID: RI-MW-1												
Perfluorobutanoic Acid (PFBA)	10.7	40	56.5	115		-	-		50-150	-		30
Perfluoropentanoic Acid (PFPeA)	3.53	40	50.5	117		-	-		50-150	-		30
Perfluorobutanesulfonic Acid (PFBS)	4.66	40	48.7	110		-	-		50-150	-		30
Perfluorohexanoic Acid (PFHxA)	3.40	40	51.6	121		-	-		50-150	-		30
Perfluoroheptanoic Acid (PFHpA)	ND	40	49.4	124		-	-		50-150	-		30
Perfluorohexanesulfonic Acid (PFHxS)	2.47	40	57.0	136		-	-		50-150	-		30
Perfluorooctanoic Acid (PFOA)	5.91	40	47.1	103		-	-		50-150	-		30
1H,1H,2H,2H-Perfluorooctanesulfonic Acid (6:2FTS)	ND	40	53.5	134		-	-		50-150	-		30
Perfluoroheptanesulfonic Acid (PFHpS)	ND	40	50.9	127		-	-		50-150	-		30
Perfluorononanoic Acid (PFNA)	ND	40	50.8	127		-	-		50-150	-		30
Perfluorooctanesulfonic Acid (PFOS)	2.40	40	41.1	97		-	-		50-150	-		30
Perfluorodecanoic Acid (PFDA)	ND	40	51.2	128		-	-		50-150	-		30
1H,1H,2H,2H-Perfluorodecanesulfonic Acid (8:2FTS)	ND	40	34.6	86		-	-		50-150	-		30
N-Methyl Perfluorooctanesulfonamidoacetic Acid (NMeFOSAA)	ND	40	38.8	97		-	-		50-150	-		30
Perfluoroundecanoic Acid (PFUnA)	ND	40	47.2	118		-	-		50-150	-		30
Perfluorodecanesulfonic Acid (PFDS)	ND	40	37.7	94		-	-		50-150	-		30
Perfluorooctanesulfonamide (FOSA)	ND	40	44.6	112		-	-		50-150	-		30
N-Ethyl Perfluorooctanesulfonamidoacetic Acid (NEtFOSAA)	ND	40	40.6	102		-	-		50-150	-		30
Perfluorododecanoic Acid (PFDoA)	ND	40	46.6	117		-	-		50-150	-		30
Perfluorotridecanoic Acid (PFTrDA)	ND	40	37.0	92		-	-		50-150	-		30
Perfluorotetradecanoic Acid (PFTA)	ND	40	50.0	125		-	-		50-150	-		30

Matrix Spike Analysis

Batch Quality Control

Project Name: 1111 ELMWOOD AVE.

Project Number: B0369-018-001-004-00

Lab Number: L1809842

Report Date: 04/04/18

Parameter	*Native Sample*	*MS Added*	*MS Found*	*MS %Recovery*	*Qual*	*MSD Found*	*MSD %Recovery*	*Qual*	*Recovery Limits*	*RPD*	*Qual*	*RPD Limits*
Perfluorinated Alkyl Acids by Isotope Dilution - Mansfield Lab Associated sample(s): 01-04 QC Batch ID: WG1102104-4 QC Sample: L1809842-01 Client ID: RI-MW-1												

Surrogate	*MS % Recovery*	*MS Qualifier*	*MSD % Recovery*	*MSD Qualifier*	*Acceptance Criteria*
1H,1H,2H,2H-Perfluoro[1,2-13C2]Decanesulfonic Acid (M2-8:2FTS)	116				50-150
1H,1H,2H,2H-Perfluoro[1,2-13C2]Hexanesulfonic Acid (M2-4:2FTS)	**259**	Q			50-150
1H,1H,2H,2H-Perfluoro[1,2-13C2]Octanesulfonic Acid (M2-6:2FTS)	139				50-150
N-Deuterioethylperfluoro-1-octanesulfonamidoacetic Acid (d5-NEtFOSAA)	69				50-150
N-Deuteriomethylperfluoro-1-octanesulfonamidoacetic Acid (d3-NMeFOSAA)	69				50-150
Perfluoro[1,2,3,4,5,6,7-13C7]Undecanoic Acid (M7-PFUDA)	70				50-150
Perfluoro[1,2,3,4,5,6-13C6]Decanoic Acid (M6PFDA)	75				50-150
Perfluoro[1,2,3,4,6-13C5]Hexanoic Acid (M5PFHxA)	89				50-150
Perfluoro[1,2,3,4-13C4]Heptanoic Acid (M4PFHpA)	84				50-150
Perfluoro[1,2,3-13C3]Hexanesulfonic Acid (M3PFHxS)	110				50-150
Perfluoro[1,2-13C2]Dodecanoic Acid (MPFDOA)	61				50-150
Perfluoro[1,2-13C2]Tetradecanoic Acid (M2PFTEDA)	50				50-150
Perfluoro[13C4]Butanoic Acid (MPFBA)	81				50-150
Perfluoro[13C5]Pentanoic Acid (M5PFPEA)	87				50-150
Perfluoro[13C8]Octanesulfonamide (M8FOSA)	**18**	Q			50-150
Perfluoro[13C8]Octanesulfonic Acid (M8PFOS)	95				50-150
Perfluoro[13C8]Octanoic Acid (M8PFOA)	84				50-150
Perfluoro[13C9]Nonanoic Acid (M9PFNA)	71				50-150
Perfluoro[2,3,4-13C3]Butanesulfonic Acid (M3PFBS)	130				50-150

Lab Duplicate Analysis
Batch Quality Control

Project Name: 1111 ELMWOOD AVE.
Project Number: B0369-018-001-00

Lab Number: L1809842
Report Date: 04/04/18

Parameter	Native Sample	Duplicate Sample	Units	RPD	Qual	RPD Limits
Perfluorinated Alkyl Acids by Isotope Dilution - Mansfield Lab Associated sample(s): 01-04 QC Batch ID: WG1102104-5 QC Sample: L1809842-02 Client ID: RI-MW-2						
Perfluorobutanoic Acid (PFBA)	4.01	4.07	ng/l	1		30
Perfluoropentanoic Acid (PFPeA)	ND	ND	ng/l	NC		30
Perfluorobutanesulfonic Acid (PFBS)	67.0	66.8	ng/l	0		30
Perfluorohexanoic Acid (PFHxA)	ND	ND	ng/l	NC		30
Perfluoroheptanoic Acid (PFHpA)	ND	ND	ng/l	NC		30
Perfluorohexanesulfonic Acid (PFHxS)	3.80	3.44	ng/l	10		30
Perfluorooctanoic Acid (PFOA)	2.37	2.43	ng/l	3		30
1H,1H,2H,2H-Perfluorooctanesulfonic Acid (6:2FTS)	ND	ND	ng/l	NC		30
Perfluoroheptanesulfonic Acid (PFHpS)	ND	ND	ng/l	NC		30
Perfluorononanoic Acid (PFNA)	ND	ND	ng/l	NC		30
Perfluorooctanesulfonic Acid (PFOS)	ND	ND	ng/l	NC		30
Perfluorodecanoic Acid (PFDA)	ND	ND	ng/l	NC		30
1H,1H,2H,2H-Perfluorodecanesulfonic Acid (8:2FTS)	ND	ND	ng/l	NC		30
N-Methyl Perfluorooctanesulfonamidoacetic Acid (NMeFOSAA)	ND	ND	ng/l	NC		30
Perfluoroundecanoic Acid (PFUnA)	ND	ND	ng/l	NC		30
Perfluorodecanesulfonic Acid (PFDS)	ND	ND	ng/l	NC		30
Perfluorooctanesulfonamide (FOSA)	ND	ND	ng/l	NC		30
N-Ethyl Perfluorooctanesulfonamidoacetic Acid (NEtFOSAA)	ND	ND	ng/l	NC		30
Perfluorododecanoic Acid (PFDoA)	ND	ND	ng/l	NC		30
Perfluorotridecanoic Acid (PFTrDA)	ND	ND	ng/l	NC		30

Lab Duplicate Analysis
Batch Quality Control

Project Name: 1111 ELMWOOD AVE.
Project Number: B0369-018-001-00

Lab Number: L1809842
Report Date: 04/04/18

Parameter	Native Sample	Duplicate Sample	Units	RPD	Qual	RPD Limits
Perfluorinated Alkyl Acids by Isotope Dilution - Mansfield Lab Associated sample(s): 01-04 QC Batch ID: WG1102104-5 QC Sample: L1809842-02 Client ID: RI-MW-2						
Perfluorotetradecanoic Acid (PFTA)	ND	ND	ng/l	NC		30

Surrogate	%Recovery	Qualifier	%Recovery	Qualifier	Acceptance Criteria
Perfluoro[13C4]Butanoic Acid (MPFBA)	80		78		50-150
Perfluoro[13C5]Pentanoic Acid (M5PFPEA)	79		83		50-150
Perfluoro[2,3,4-13C3]Butanesulfonic Acid (M3PFBS)	103		102		50-150
Perfluoro[1,2,3,4,6-13C5]Hexanoic Acid (M5PFHxA)	85		90		50-150
Perfluoro[1,2,3,4-13C4]Heptanoic Acid (M4PFHpA)	76		85		50-150
Perfluoro[1,2,3-13C3]Hexanesulfonic Acid (M3PFHxS)	93		89		50-150
Perfluoro[13C8]Octanoic Acid (M8PFOA)	74		81		50-150
1H,1H,2H,2H-Perfluoro[1,2-13C2]Octanesulfonic Acid (M2-6:2FTS)	107		116		50-150
Perfluoro[13C9]Nonanoic Acid (M9PFNA)	64		73		50-150
Perfluoro[13C8]Octanesulfonic Acid (M8PFOS)	72		84		50-150
Perfluoro[1,2,3,4,5,6-13C6]Decanoic Acid (M6PFDA)	80		79		50-150
1H,1H,2H,2H-Perfluoro[1,2-13C2]Decanesulfonic Acid (M2-8:2FTS)	70		76		50-150
N-Deuteriomethylperfluoro-1-octanesulfonamidoacetic Acid (d3-NMeFOSAA)	53		69		50-150
Perfluoro[1,2,3,4,5,6,7-13C7]Undecanoic Acid (M7-PFUDA)	66		66		50-150
Perfluoro[13C8]Octanesulfonamide (M8FOSA)	**6**	Q	**37**	Q	50-150
N-Deuterioethylperfluoro-1-octanesulfonamidoacetic Acid (d5-NEtFOSAA)	57		55		50-150
Perfluoro[1,2-13C2]Dodecanoic Acid (MPFDOA)	56		58		50-150
Perfluoro[1,2-13C2]Tetradecanoic Acid (M2PFTEDA)	**46**	Q	**47**	Q	50-150

Project Name: 1111 ELMWOOD AVE.
Project Number: B0369-018-001-004-00

Lab Number: L1809842
Report Date: 04/04/18

Sample Receipt and Container Information

Were project specific reporting limits specified? YES

Cooler Information

Cooler	Custody Seal
A	Absent

Container Information

Container ID	Container Type	Cooler	Initial pH	Final pH	Temp deg C	Pres	Seal	Frozen Date/Time	Analysis(*)
L1809842-01A	Plastic 250ml Trizma preserved	A	NA		2.2	Y	Absent		A2-537-ISOTOPE(14)
L1809842-01B	Plastic 250ml Trizma preserved	A	NA		2.2	Y	Absent		A2-537-ISOTOPE(14)
L1809842-01C	Plastic 250ml Trizma preserved	A	NA		2.2	Y	Absent		A2-537-ISOTOPE(14)
L1809842-01D	Amber 1000ml unpreserved	A	7	7	2.2	Y	Absent		NYTCL-8270(7),A2-1,4-DIOXANE-SIM(7),NYTCL-8270-SIM(7)
L1809842-01E	Amber 1000ml unpreserved	A	7	7	2.2	Y	Absent		NYTCL-8270(7),A2-1,4-DIOXANE-SIM(7),NYTCL-8270-SIM(7)
L1809842-02A	Plastic 250ml Trizma preserved	A	NA		2.2	Y	Absent		A2-537-ISOTOPE(14)
L1809842-02B	Plastic 250ml Trizma preserved	A	NA		2.2	Y	Absent		A2-537-ISOTOPE(14)
L1809842-02C	Plastic 250ml Trizma preserved	A	NA		2.2	Y	Absent		A2-537-ISOTOPE(14)
L1809842-02D	Amber 1000ml unpreserved	A	7	7	2.2	Y	Absent		NYTCL-8270(7),A2-1,4-DIOXANE-SIM(7),NYTCL-8270-SIM(7)
L1809842-02E	Amber 1000ml unpreserved	A	7	7	2.2	Y	Absent		NYTCL-8270(7),A2-1,4-DIOXANE-SIM(7),NYTCL-8270-SIM(7)
L1809842-03A	Plastic 250ml Trizma preserved	A	NA		2.2	Y	Absent		A2-537-ISOTOPE(14)
L1809842-03B	Plastic 250ml Trizma preserved	A	NA		2.2	Y	Absent		A2-537-ISOTOPE(14)
L1809842-03C	Plastic 250ml Trizma preserved	A	NA		2.2	Y	Absent		A2-537-ISOTOPE(14)
L1809842-03D	Amber 1000ml unpreserved	A	7	7	2.2	Y	Absent		NYTCL-8270(7),A2-1,4-DIOXANE-SIM(7),NYTCL-8270-SIM(7)
L1809842-03E	Amber 1000ml unpreserved	A	7	7	2.2	Y	Absent		NYTCL-8270(7),A2-1,4-DIOXANE-SIM(7),NYTCL-8270-SIM(7)
L1809842-04A	Plastic 250ml Trizma preserved	A	NA		2.2	Y	Absent		A2-537-ISOTOPE(14)
L1809842-04B	Plastic 250ml Trizma preserved	A	NA		2.2	Y	Absent		A2-537-ISOTOPE(14)
L1809842-04C	3 Plastic Trizma/1 Plastic/1 H20+Trizma	NA	NA			Y	Absent		A2-537-ISOTOPE(14)

*Values in parentheses indicate holding time in days

Project Name:	1111 ELMWOOD AVE.	**Lab Number:**	L1809842
Project Number:	B0369-018-001-004-00	**Report Date:**	04/04/18

GLOSSARY

Acronyms

EDL	- Estimated Detection Limit: This value represents the level to which target analyte concentrations are reported as estimated values, when those target analyte concentrations are quantified below the reporting limit (RL). The EDL includes any adjustments from dilutions, concentrations or moisture content, where applicable. The use of EDLs is specific to the analysis of PAHs using Solid-Phase Microextraction (SPME).
EPA	- Environmental Protection Agency.
LCS	- Laboratory Control Sample: A sample matrix, free from the analytes of interest, spiked with verified known amounts of analytes or a material containing known and verified amounts of analytes.
LCSD	- Laboratory Control Sample Duplicate: Refer to LCS.
LFB	- Laboratory Fortified Blank: A sample matrix, free from the analytes of interest, spiked with verified known amounts of analytes or a material containing known and verified amounts of analytes.
MDL	- Method Detection Limit: This value represents the level to which target analyte concentrations are reported as estimated values, when those target analyte concentrations are quantified below the reporting limit (RL). The MDL includes any adjustments from dilutions, concentrations or moisture content, where applicable.
MS	- Matrix Spike Sample: A sample prepared by adding a known mass of target analyte to a specified amount of matrix sample for which an independent estimate of target analyte concentration is available.
MSD	- Matrix Spike Sample Duplicate: Refer to MS.
NA	- Not Applicable.
NC	- Not Calculated: Term is utilized when one or more of the results utilized in the calculation are non-detect at the parameter's reporting unit.
NDPA/DPA	- N-Nitrosodiphenylamine/Diphenylamine.
NI	- Not Ignitable.
NP	- Non-Plastic: Term is utilized for the analysis of Atterberg Limits in soil.
RL	- Reporting Limit: The value at which an instrument can accurately measure an analyte at a specific concentration. The RL includes any adjustments from dilutions, concentrations or moisture content, where applicable.
RPD	- Relative Percent Difference: The results from matrix and/or matrix spike duplicates are primarily designed to assess the precision of analytical results in a given matrix and are expressed as relative percent difference (RPD). Values which are less than five times the reporting limit for any individual parameter are evaluated by utilizing the absolute difference between the values; although the RPD value will be provided in the report.
SRM	- Standard Reference Material: A reference sample of a known or certified value that is of the same or similar matrix as the associated field samples.
STLP	- Semi-dynamic Tank Leaching Procedure per EPA Method 1315.
TIC	- Tentatively Identified Compound: A compound that has been identified to be present and is not part of the target compound list (TCL) for the method and/or program. All TICs are qualitatively identified and reported as estimated concentrations.

Footnotes

1	- The reference for this analyte should be considered modified since this analyte is absent from the target analyte list of the original method.

Terms

Analytical Method: Both the document from which the method originates and the analytical reference method. (Example: EPA 8260B is shown as 1,8260B.) The codes for the reference method documents are provided in the References section of the Addendum.

Final pH: As it pertains to Sample Receipt & Container Information section of the report, Final pH reflects pH of container determined after adjustment at the laboratory, if applicable. If no adjustment required, value reflects Initial pH.

Frozen Date/Time: With respect to Volatile Organics in soil, Frozen Date/Time reflects the date/time at which associated Reagent Water-preserved vials were initially frozen. Note: If frozen date/time is beyond 48 hours from sample collection, value will be reflected in 'bold'.

Initial pH: As it pertains to Sample Receipt & Container Information section of the report, Initial pH reflects pH of container determined upon receipt, if applicable.

Total: With respect to Organic analyses, a 'Total' result is defined as the summation of results for individual isomers or Aroclors. If a 'Total' result is requested, the results of its individual components will also be reported. This is applicable to 'Total' results for methods 8260, 8081 and 8082.

Data Qualifiers

A	- Spectra identified as "Aldol Condensation Product".
B	- The analyte was detected above the reporting limit in the associated method blank. Flag only applies to associated field samples that have detectable concentrations of the analyte at less than ten times (10x) the concentration found in the blank. For MCP-related

Report Format: DU Report - QC Section

Project Name:	1111 ELMWOOD AVE.	**Lab Number:**	L1809842
Project Number:	B0369-018-001-004-00	**Report Date:**	04/04/18

Data Qualifiers

projects, flag only applies to associated field samples that have detectable concentrations of the analyte at less than ten times (10x) the concentration found in the blank. For DOD-related projects, flag only applies to associated field samples that have detectable concentrations of the analyte at less than ten times (10x) the concentration found in the blank AND the analyte was detected above one-half the reporting limit (or above the reporting limit for common lab contaminants) in the associated method blank. For NJ-Air-related projects, flag only applies to associated field samples that have detectable concentrations of the analyte above the reporting limit. For NJ-related projects (excluding Air), flag only applies to associated field samples that have detectable concentrations of the analyte, which was detected above the reporting limit in the associated method blank or above five times the reporting limit for common lab contaminants (Phthalates, Acetone, Methylene Chloride, 2-Butanone).

C - Co-elution: The target analyte co-elutes with a known lab standard (i.e. surrogate, internal standards, etc.) for co-extracted analyses.

D - Concentration of analyte was quantified from diluted analysis. Flag only applies to field samples that have detectable concentrations of the analyte.

E - Concentration of analyte exceeds the range of the calibration curve and/or linear range of the instrument.

G - The concentration may be biased high due to matrix interferences (i.e, co-elution) with non-target compound(s). The result should be considered estimated.

H - The analysis of pH was performed beyond the regulatory-required holding time of 15 minutes from the time of sample collection.

I - The lower value for the two columns has been reported due to obvious interference.

M - Reporting Limit (RL) exceeds the MCP CAM Reporting Limit for this analyte.

NJ - Presumptive evidence of compound. This represents an estimated concentration for Tentatively Identified Compounds (TICs), where the identification is based on a mass spectral library search.

P - The RPD between the results for the two columns exceeds the method-specified criteria.

Q - The quality control sample exceeds the associated acceptance criteria. For DOD-related projects, LCS and/or Continuing Calibration Standard exceedences are also qualified on all associated sample results. Note: This flag is not applicable for matrix spike recoveries when the sample concentration is greater than 4x the spike added or for batch duplicate RPD when the sample concentrations are less than 5x the RL. (Metals only.)

R - Analytical results are from sample re-analysis.

RE - Analytical results are from sample re-extraction.

S - Analytical results are from modified screening analysis.

J - Estimated value. This represents an estimated concentration for Tentatively Identified Compounds (TICs).

ND - Not detected at the reporting limit (RL) for the sample.

Report Format: DU Report - QC Section

Project Name:	1111 ELMWOOD AVE.	**Lab Number:**	L1809842
Project Number:	B0369-018-001-004-00	**Report Date:**	04/04/18

REFERENCES

1 Test Methods for Evaluating Solid Waste: Physical/Chemical Methods. EPA SW-846. Third Edition. Updates I - IV, 2007.

122 Determination of Selected Perfluorintated Alkyl Acids in Drinking Water by Solid Phase Extraction and Liquid Chromatography/Tandem Mass Spectrometry (LC/MS/MS). EPA Method 537, EPA/600/R-08/092. Version 1.1, September 2009.

LIMITATION OF LIABILITIES

Alpha Analytical performs services with reasonable care and diligence normal to the analytical testing laboratory industry. In the event of an error, the sole and exclusive responsibility of Alpha Analytical shall be to re-perform the work at it's own expense. In no event shall Alpha Analytical be held liable for any incidental, consequential or special damages, including but not limited to, damages in any way connected with the use of, interpretation of, information or analysis provided by Alpha Analytical.

We strongly urge our clients to comply with EPA protocol regarding sample volume, preservation, cooling, containers, sampling procedures, holding time and splitting of samples in the field.

Certification Information

The following analytes are not included in our Primary NELAP Scope of Accreditation:

Westborough Facility
EPA 624: m/p-xylene, o-xylene
EPA 8260C: NPW: 1,2,4,5-Tetramethylbenzene; 4-Ethyltoluene, Azobenzene; SCM: Iodomethane (methyl iodide), Methyl methacrylate, 1,2,4,5-Tetramethylbenzene; 4-Ethyltoluene.
EPA 8270D: NPW: Dimethylnaphthalene,1,4-Diphenylhydrazine; SCM: Dimethylnaphthalene,1,4-Diphenylhydrazine.
EPA 300: DW: Bromide
EPA 6860: SCM: Perchlorate
EPA 9010: NPW and SCM: Amenable Cyanide Distillation
SM4500: NPW: Amenable Cyanide, Dissolved Oxygen; SCM: Total Phosphorus, TKN, NO2, NO3.

Mansfield Facility
SM 2540D: TSS
EPA 8082A: NPW: PCB: 1, 5, 31, 87,101, 110, 141, 151, 153, 180, 183, 187.
EPA TO-15: Halothane, 2,4,4-Trimethyl-2-pentene, 2,4,4-Trimethyl-1-pentene, Thiophene, 2-Methylthiophene, 3-Methylthiophene, 2-Ethylthiophene, 1,2,3-Trimethylbenzene, Indan, Indene, 1,2,4,5-Tetramethylbenzene, Benzothiophene, 1-Methylnaphthalene.
Biological Tissue Matrix: EPA 3050B

The following analytes are included in our Massachusetts DEP Scope of Accreditation

Westborough Facility:

Drinking Water
EPA 300.0: Chloride, Nitrate-N, Fluoride, Sulfate; **EPA 353.2**: Nitrate-N, Nitrite-N; **SM4500NO3-F**: Nitrate-N, Nitrite-N; **SM4500F-C, SM4500CN-CE, EPA 180.1, SM2130B, SM4500CI-D, SM2320B, SM2540C, SM4500H-B**
EPA 332: Perchlorate; **EPA 524.2:** THMs and VOCs; **EPA 504.1:** EDB, DBCP.
Microbiology: **SM9215B; SM9223-P/A, SM9223B-Colilert-QT,SM9222D**.

Non-Potable Water
SM4500H,B, EPA 120.1, SM2510B, SM2540C, SM2320B, SM4500CL-E, SM4500F-BC, SM4500NH3-BH: Ammonia-N and Kjeldahl-N, **EPA 350.1**: Ammonia-N, **LACHAT 10-107-06-1-B**: Ammonia-N, **EPA 351.1, SM4500NO3-F, EPA 353.2**: Nitrate-N**, EPA 351.1, SM4500P-E, SM4500P-B, E, SM4500SO4-E, SM5220D, EPA 410.4, SM5210B, SM5310C, SM4500CL-D, EPA 1664, EPA 420.1, SM4500-CN-CE, SM2540D.**
EPA 624: Volatile Halocarbons & Aromatics,
EPA 608: Chlordane, Toxaphene, Aldrin, alpha-BHC, beta-BHC, gamma-BHC, delta-BHC, Dieldrin, DDD, DDE, DDT, Endosulfan I, Endosulfan II, Endosulfan sulfate, Endrin, Endrin Aldehyde, Heptachlor, Heptachlor Epoxide, PCBs
EPA 625: SVOC (Acid/Base/Neutral Extractables), **EPA 600/4-81-045**: PCB-Oil.
Microbiology: **SM9223B-Colilert-QT; Enterolert-QT, SM9221E, SM9222D.**

Mansfield Facility:

Drinking Water
EPA 200.7: Al, Ba, Be, Cd, Cr, Cu, Mn, Ni, Na, Ag, Ca, Zn. **EPA 200.8:** Al, Sb, As, Ba, Be, Cd, Cr, Cu, Pb, Mn, Ni, Se, Ag, TL, Zn. **EPA 245.1** Hg.
EPA 522.

Non-Potable Water
EPA 200.7: Al, Sb, As, Be, Cd, Ca, Cr, Co, Cu, Fe, Pb, Mg, Mn, Mo, Ni, K, Se, Ag, Na, Sr, TL, Ti, V, Zn.
EPA 200.8: Al, Sb, As, Be, Cd, Cr, Cu, Pb, Mn, Ni, Se, Ag, TL, Zn.
EPA 245.1 Hg.
SM2340B

For a complete listing of analytes and methods, please contact your Alpha Project Manager.

ALPHA

NEW YORK CHAIN OF CUSTODY

Westborough, MA 01581
8 Walkup Dr.
TEL: 508-898-9220
FAX: 508-898-9193

Mansfield, MA 02048
320 Forbes Blvd
TEL: 508-822-9300
FAX: 508-822-3288

Service Centers
Mahwah, NJ 07430: 35 Whitney Rd, Suite 5
Albany, NY 12205: 14 Walker Way
Tonawanda, NY 14150: 275 Cooper Ave, Suite 105

Page 1 of 1

Date Rec'd in Lab: 3/23/18

ALPHA Job #: L1809842

Client Information
Client: Benchmark Eng
Address: 2558 Hamburg Turnpike
Lackawanna NY 14218 Suite 300
Phone: (716) 818-8358
Fax: (716) 856-0583
Email: T.Bethel@twinkyllc.com

Project Information
Project Name: 1111 Elmwood Ave
Project Location: Buffalo NY
Project #: B0369-018-001-004-003
(Use Project name as Project #) ☒
Project Manager: Chris Bauer
ALPHAQuote #:

Turn-Around Time
Standard ☒ Due Date:
Rush (only if pre approved) ☐ # of Days:

Deliverables
☐ ASP-A ☐ ASP-B
☐ EQuIS (1 File) ☐ EQuIS (4 File)
☐ Other

Regulatory Requirement
☐ NY TOGS ☐ NY Part 375
☐ AWQ Standards ☐ NY CP-51
☐ NY Restricted Use ☐ Other
☐ NY Unrestricted Use
☐ NYC Sewer Discharge

Billing Information
☐ Same as Client Info
PO #

Disposal Site Information
Please identify below location of applicable disposal facilities.
Disposal Facility:
☐ NJ ☐ NY
☐ Other:

These samples have been previously analyzed by Alpha ☐

Other project specific requirements/comments:
CAT B

Please specify Metals or TAL.

Sample Filtration
☐ Done
☐ Lab to do
Preservation
☐ Lab to do
(Please Specify below)

ALPHA Lab ID (Lab Use Only)	Sample ID	Collection Date	Collection Time	Sample Matrix	Sampler's Initials	ANALYSIS: A2-537	NYTCL-8270 SIM-NYTCL-8270						Sample Specific Comments	Total Bottles
09842-01	RI-MW-1	3/22/18	930	GW	TAB	X	X							5
-02	RI-MW-2	↓	902	↓	↓	X	X							5
-03	RI-MW-3	↓	1005	↓	↓	X	X							5
-04	Feild Blank	↓	1030		↓	X								2

Preservative Code:
A = None
B = HCl
C = HNO_3
D = H_2SO_4
E = NaOH
F = MeOH
G = $NaHSO_4$
H = $Na_2S_2O_3$
K/E = Zn Ac/NaOH
O = Other

Container Code
P = Plastic
A = Amber Glass
V = Vial
G = Glass
B = Bacteria Cup
C = Cube
O = Other
E = Encore
D = BOD Bottle

Westboro: Certification No: MA935
Mansfield: Certification No: MA015

Container Type	P	A
Preservative	O	A

Relinquished By:	Date/Time	Received By:	Date/Time
[signature]	3/22/18 1400	JM AL AAL	3/22/18 14:45
JM AL AAL	3/22/18 14:45	[signature]	3/23/18 08:25

Please print clearly, legibly and completely. Samples can not be logged in and turnaround time clock will not start until any ambiguities are resolved. BY EXECUTING THIS COC, THE CLIENT HAS READ AND AGREES TO BE BOUND BY ALPHA'S TERMS & CONDITIONS. (See reverse side.)

Form No: 01-25 HC (rev. 30-Sept-2013)

ANALYTICAL REPORT

Lab Number:	L1803164
Client:	Benchmark & Turnkey Companies 2558 Hamburg Turnpike Suite 300 Buffalo, NY 14218
ATTN:	Chris Boron
Phone:	(716) 856-0599
Project Name:	1111 ELMWOOD AVE.
Project Number:	0369-018-001-005
Report Date:	02/05/18

The original project report/data package is held by Alpha Analytical. This report/data package is paginated and should be reproduced only in its entirety. Alpha Analytical holds no responsibility for results and/or data that are not consistent with the original.

Certifications & Approvals: MA (M-MA086), NH NELAP (2064), NJ NELAP (MA935), CT (PH-0574), IL (200077), ME (MA00086), MD (348), NY (11148), NC (25700/666), PA (68-03671), RI (LAO00065), TX (T104704476), VT (VT-0935), VA (460195), USDA (Permit #P330-14-00197).

Eight Walkup Drive, Westborough, MA 01581-1019
508-898-9220 (Fax) 508-898-9193 800-624-9220 - www.alphalab.com

Project Name: 1111 ELMWOOD AVE.
Project Number: 0369-018-001-005

Lab Number: L1803164
Report Date: 02/05/18

Alpha Sample ID	Client ID	Matrix	Sample Location	Collection Date/Time	Receive Date
L1803164-01	WC#1	SOIL	BUFFALO, NY	01/29/18 11:30	01/29/18
L1803164-02	WC#2	SOIL	BUFFALO, NY	01/29/18 11:39	01/29/18
L1803164-03	WC#3	SOIL	BUFFALO, NY	01/29/18 11:49	01/29/18
L1803164-04	WC#4	SOIL	BUFFALO, NY	01/29/18 11:55	01/29/18

Project Name: 1111 ELMWOOD AVE. **Lab Number:** L1803164
Project Number: 0369-018-001-005 **Report Date:** 02/05/18

Case Narrative

The samples were received in accordance with the Chain of Custody and no significant deviations were encountered during the preparation or analysis unless otherwise noted. Sample Receipt, Container Information, and the Chain of Custody are located at the back of the report.

Results contained within this report relate only to the samples submitted under this Alpha Lab Number and meet NELAP requirements for all NELAP accredited parameters unless otherwise noted in the following narrative. The data presented in this report is organized by parameter (i.e. VOC, SVOC, etc.). Sample specific Quality Control data (i.e. Surrogate Spike Recovery) is reported at the end of the target analyte list for each individual sample, followed by the Laboratory Batch Quality Control at the end of each parameter. Tentatively Identified Compounds (TICs), if requested, are reported for compounds identified to be present and are not part of the method/program Target Compound List, even if only a subset of the TCL are being reported. If a sample was re-analyzed or re-extracted due to a required quality control corrective action and if both sets of data are reported, the Laboratory ID of the re-analysis or re-extraction is designated with an "R" or "RE", respectively. When multiple Batch Quality Control elements are reported (e.g. more than one LCS), the associated samples for each element are noted in the grey shaded header line of each data table. Any Laboratory Batch, Sample Specific % recovery or RPD value that is outside the listed Acceptance Criteria is bolded in the report. All specific QC information is also incorporated in the Data Usability format of our Data Merger tool where it can be reviewed along with any associated usability implications. Soil/sediments, solids and tissues are reported on a dry weight basis unless otherwise noted. Definitions of all data qualifiers and acronyms used in this report are provided in the Glossary located at the back of the report.

In reference to questions H (CAM) or 4 (RCP) when "NO" is checked, the performance criteria for CAM and RCP methods allow for some quality control failures to occur and still be within method compliance. In these instances the specific failure is not narrated but noted in the associated QC table. The information is also incorporated in the Data Usability format of our Data Merger tool where it can be reviewed along with any associated usability implications.

Please see the associated ADEx data file for a comparison of laboratory reporting limits that were achieved with the regulatory Numerical Standards requested on the Chain of Custody.

HOLD POLICY
For samples submitted on hold, Alpha's policy is to hold samples (with the exception of Air canisters) free of charge for 21 calendar days from the date the project is completed. After 21 calendar days, we will dispose of all samples submitted including those put on hold unless you have contacted your Client Service Representative and made arrangements for Alpha to continue to hold the samples. Air canisters will be disposed after 3 business days from the date the project is completed.

Please contact Client Services at 800-624-9220 with any questions.

Project Name: 1111 ELMWOOD AVE. **Lab Number:** L1803164
Project Number: 0369-018-001-005 **Report Date:** 02/05/18

Case Narrative (continued)

Report Submission

All non-detect (ND) or estimated concentrations (J-qualified) have been quantitated to the limit noted in the MDL column.

Sample Receipt

L1803164-01 through -04: The analysis of TCLP Volatiles was not received in the recommended container. The analysis was performed at the client's request.

Cyanide, Total

The WG1084902-2/-3 LCS/LCSD recoveries (72%/59%), associated with L1803164-01 through -04, are outside our in-house acceptance criteria, but within the vendor-certified acceptance limits. The results of the original analyses are reported.

I, the undersigned, attest under the pains and penalties of perjury that, to the best of my knowledge and belief and based upon my personal inquiry of those responsible for providing the information contained in this analytical report, such information is accurate and complete. This certificate of analysis is not complete unless this page accompanies any and all pages of this report.

Authorized Signature: Michelle M. Morris

Title: Technical Director/Representative Date: 02/05/18

ORGANICS

VOLATILES

Project Name: 1111 ELMWOOD AVE.
Lab Number: L1803164
Project Number: 0369-018-001-005
Report Date: 02/05/18

SAMPLE RESULTS

Lab ID: L1803164-01
Client ID: WC#1
Sample Location: BUFFALO, NY
Sample Depth:
Matrix: Soil
Analytical Method: 1,8260C
Analytical Date: 01/31/18 10:28
Analyst: MM
Percent Solids: 73%
TCLP/SPLP Ext. Date: 01/30/18 05:30

Date Collected: 01/29/18 11:30
Date Received: 01/29/18
Field Prep: Not Specified

Parameter	Result	Qualifier	Units	RL	MDL	Dilution Factor
TCLP Volatiles by EPA 1311 - Westborough Lab						
Chloroform	ND		ug/l	7.5	2.2	10
Carbon tetrachloride	ND		ug/l	5.0	1.3	10
Tetrachloroethene	ND		ug/l	5.0	1.8	10
Chlorobenzene	ND		ug/l	5.0	1.8	10
1,2-Dichloroethane	ND		ug/l	5.0	1.3	10
Benzene	ND		ug/l	5.0	1.6	10
Vinyl chloride	ND		ug/l	10	0.71	10
1,1-Dichloroethene	ND		ug/l	5.0	1.7	10
Trichloroethene	ND		ug/l	5.0	1.8	10
1,4-Dichlorobenzene	ND		ug/l	25	1.9	10
2-Butanone	ND		ug/l	50	19.	10

Surrogate	% Recovery	Qualifier	Acceptance Criteria
1,2-Dichloroethane-d4	113		70-130
Toluene-d8	93		70-130
4-Bromofluorobenzene	98		70-130
dibromofluoromethane	110		70-130

Project Name: 1111 ELMWOOD AVE. **Lab Number:** L1803164

Project Number: 0369-018-001-005 **Report Date:** 02/05/18

SAMPLE RESULTS

Lab ID: L1803164-02
Client ID: WC#2
Sample Location: BUFFALO, NY
Sample Depth:
Matrix: Soil
Analytical Method: 1,8260C
Analytical Date: 02/02/18 12:16
Analyst: MKS
Percent Solids: 72%
TCLP/SPLP Ext. Date: 02/01/18 16:54

Date Collected: 01/29/18 11:39
Date Received: 01/29/18
Field Prep: Not Specified

Parameter	Result	Qualifier	Units	RL	MDL	Dilution Factor
TCLP Volatiles by EPA 1311 - Westborough Lab						
Chloroform	ND		ug/l	7.5	2.2	10
Carbon tetrachloride	ND		ug/l	5.0	1.3	10
Tetrachloroethene	ND		ug/l	5.0	1.8	10
Chlorobenzene	ND		ug/l	5.0	1.8	10
1,2-Dichloroethane	ND		ug/l	5.0	1.3	10
Benzene	ND		ug/l	5.0	1.6	10
Vinyl chloride	ND		ug/l	10	0.71	10
1,1-Dichloroethene	ND		ug/l	5.0	1.7	10
Trichloroethene	ND		ug/l	5.0	1.8	10
1,4-Dichlorobenzene	ND		ug/l	25	1.9	10
2-Butanone	ND		ug/l	50	19.	10

Surrogate	% Recovery	Qualifier	Acceptance Criteria
1,2-Dichloroethane-d4	90		70-130
Toluene-d8	103		70-130
4-Bromofluorobenzene	104		70-130
dibromofluoromethane	101		70-130

Project Name: 1111 ELMWOOD AVE.
Lab Number: L1803164
Project Number: 0369-018-001-005
Report Date: 02/05/18

SAMPLE RESULTS

Lab ID: L1803164-03
Client ID: WC#3
Sample Location: BUFFALO, NY
Sample Depth:
Matrix: Soil
Analytical Method: 1,8260C
Analytical Date: 02/02/18 12:49
Analyst: MKS
Percent Solids: 82%
TCLP/SPLP Ext. Date: 02/01/18 16:54

Date Collected: 01/29/18 11:49
Date Received: 01/29/18
Field Prep: Not Specified

Parameter	Result	Qualifier	Units	RL	MDL	Dilution Factor
TCLP Volatiles by EPA 1311 - Westborough Lab						
Chloroform	ND		ug/l	7.5	2.2	10
Carbon tetrachloride	ND		ug/l	5.0	1.3	10
Tetrachloroethene	ND		ug/l	5.0	1.8	10
Chlorobenzene	ND		ug/l	5.0	1.8	10
1,2-Dichloroethane	ND		ug/l	5.0	1.3	10
Benzene	ND		ug/l	5.0	1.6	10
Vinyl chloride	ND		ug/l	10	0.71	10
1,1-Dichloroethene	ND		ug/l	5.0	1.7	10
Trichloroethene	ND		ug/l	5.0	1.8	10
1,4-Dichlorobenzene	ND		ug/l	25	1.9	10
2-Butanone	ND		ug/l	50	19.	10

Surrogate	% Recovery	Qualifier	Acceptance Criteria
1,2-Dichloroethane-d4	90		70-130
Toluene-d8	106		70-130
4-Bromofluorobenzene	101		70-130
dibromofluoromethane	103		70-130

Project Name: 1111 ELMWOOD AVE.
Lab Number: L1803164
Project Number: 0369-018-001-005
Report Date: 02/05/18

SAMPLE RESULTS

Lab ID: L1803164-04
Client ID: WC#4
Sample Location: BUFFALO, NY
Sample Depth:
Matrix: Soil
Analytical Method: 1,8260C
Analytical Date: 01/31/18 10:58
Analyst: MM
Percent Solids: 76%
TCLP/SPLP Ext. Date: 01/30/18 05:30

Date Collected: 01/29/18 11:55
Date Received: 01/29/18
Field Prep: Not Specified

Parameter	Result	Qualifier	Units	RL	MDL	Dilution Factor
TCLP Volatiles by EPA 1311 - Westborough Lab						
Chloroform	ND		ug/l	7.5	2.2	10
Carbon tetrachloride	ND		ug/l	5.0	1.3	10
Tetrachloroethene	ND		ug/l	5.0	1.8	10
Chlorobenzene	ND		ug/l	5.0	1.8	10
1,2-Dichloroethane	ND		ug/l	5.0	1.3	10
Benzene	ND		ug/l	5.0	1.6	10
Vinyl chloride	ND		ug/l	10	0.71	10
1,1-Dichloroethene	ND		ug/l	5.0	1.7	10
Trichloroethene	ND		ug/l	5.0	1.8	10
1,4-Dichlorobenzene	ND		ug/l	25	1.9	10
2-Butanone	ND		ug/l	50	19.	10

Surrogate	% Recovery	Qualifier	Acceptance Criteria
1,2-Dichloroethane-d4	114		70-130
Toluene-d8	92		70-130
4-Bromofluorobenzene	99		70-130
dibromofluoromethane	111		70-130

Project Name: 1111 ELMWOOD AVE.
Project Number: 0369-018-001-005
Lab Number: L1803164
Report Date: 02/05/18

Method Blank Analysis
Batch Quality Control

Analytical Method: 1,8260C
Analytical Date: 01/31/18 06:59
Analyst: MM
TCLP/SPLP Extraction Date: 01/30/18 05:30
Extraction Date: 01/30/18 05:30

Parameter	Result	Qualifier	Units	RL	MDL
TCLP Volatiles by EPA 1311 - Westborough Lab for sample(s): 01,04 Batch: WG1085425-5					
Chloroform	ND		ug/l	7.5	2.2
Carbon tetrachloride	ND		ug/l	5.0	1.3
Tetrachloroethene	ND		ug/l	5.0	1.8
Chlorobenzene	ND		ug/l	5.0	1.8
1,2-Dichloroethane	ND		ug/l	5.0	1.3
Benzene	ND		ug/l	5.0	1.6
Vinyl chloride	ND		ug/l	10	0.71
1,1-Dichloroethene	ND		ug/l	5.0	1.7
Trichloroethene	ND		ug/l	5.0	1.8
1,4-Dichlorobenzene	ND		ug/l	25	1.9
2-Butanone	ND		ug/l	50	19.

Surrogate	%Recovery	Qualifier	Acceptance Criteria
1,2-Dichloroethane-d4	116		70-130
Toluene-d8	92		70-130
4-Bromofluorobenzene	100		70-130
dibromofluoromethane	112		70-130

Project Name: 1111 ELMWOOD AVE. **Lab Number:** L1803164

Project Number: 0369-018-001-005 **Report Date:** 02/05/18

Method Blank Analysis
Batch Quality Control

Analytical Method: 1,8260C
Analytical Date: 02/02/18 09:29
Analyst: MM
TCLP/SPLP Extraction Date: 02/01/18 16:54

Extraction Date: 02/01/18 16:54

Parameter	Result	Qualifier	Units	RL	MDL
TCLP Volatiles by EPA 1311 - Westborough Lab for sample(s): 02-03 Batch: WG1086137-5					
Chloroform	ND		ug/l	7.5	2.2
Carbon tetrachloride	ND		ug/l	5.0	1.3
Tetrachloroethene	ND		ug/l	5.0	1.8
Chlorobenzene	ND		ug/l	5.0	1.8
1,2-Dichloroethane	ND		ug/l	5.0	1.3
Benzene	ND		ug/l	5.0	1.6
Vinyl chloride	ND		ug/l	10	0.71
1,1-Dichloroethene	ND		ug/l	5.0	1.7
Trichloroethene	ND		ug/l	5.0	1.8
1,4-Dichlorobenzene	ND		ug/l	25	1.9
2-Butanone	ND		ug/l	50	19.

Surrogate	%Recovery	Qualifier	Acceptance Criteria
1,2-Dichloroethane-d4	89		70-130
Toluene-d8	104		70-130
4-Bromofluorobenzene	103		70-130
dibromofluoromethane	97		70-130

Lab Control Sample Analysis

Batch Quality Control

Project Name: 1111 ELMWOOD AVE.

Project Number: 0369-018-001-005

Lab Number: L1803164

Report Date: 02/05/18

Parameter	LCS %Recovery	Qual	LCSD %Recovery	Qual	%Recovery Limits	RPD	Qual	RPD Limits
TCLP Volatiles by EPA 1311 - Westborough Lab Associated sample(s): 01,04 Batch: WG1085425-3 WG1085425-4								
Chloroform	110		110		70-130	0		20
Carbon tetrachloride	120		120		63-132	0		20
Tetrachloroethene	100		100		70-130	0		20
Chlorobenzene	94		96		75-130	2		25
1,2-Dichloroethane	120		120		70-130	0		20
Benzene	90		91		70-130	1		25
Vinyl chloride	87		89		55-140	2		20
1,1-Dichloroethene	100		100		61-145	0		25
Trichloroethene	100		100		70-130	0		25
1,4-Dichlorobenzene	90		91		70-130	1		20
2-Butanone	80		79		63-138	1		20

Surrogate	LCS %Recovery	Qual	LCSD %Recovery	Qual	Acceptance Criteria
1,2-Dichloroethane-d4	118		118		70-130
Toluene-d8	92		92		70-130
4-Bromofluorobenzene	95		94		70-130
dibromofluoromethane	114		112		70-130

Lab Control Sample Analysis
Batch Quality Control

Project Name: 1111 ELMWOOD AVE.
Project Number: 0369-018-001-005

Lab Number: L1803164
Report Date: 02/05/18

Parameter	LCS %Recovery	Qual	LCSD %Recovery	Qual	%Recovery Limits	RPD	Qual	RPD Limits
TCLP Volatiles by EPA 1311 - Westborough Lab Associated sample(s): 02-03 Batch: WG1086137-3 WG1086137-4								
Chloroform	100		100		70-130	0		20
Carbon tetrachloride	97		98		63-132	1		20
Tetrachloroethene	120		120		70-130	0		20
Chlorobenzene	100		100		75-130	0		25
1,2-Dichloroethane	96		96		70-130	0		20
Benzene	100		100		70-130	0		25
Vinyl chloride	94		97		55-140	3		20
1,1-Dichloroethene	100		98		61-145	2		25
Trichloroethene	100		99		70-130	1		25
1,4-Dichlorobenzene	100		110		70-130	10		20
2-Butanone	98		88		63-138	11		20

Surrogate	LCS %Recovery	Qual	LCSD %Recovery	Qual	Acceptance Criteria
1,2-Dichloroethane-d4	85		89		70-130
Toluene-d8	104		101		70-130
4-Bromofluorobenzene	92		97		70-130
dibromofluoromethane	101		103		70-130

SEMIVOLATILES

Project Name: 1111 ELMWOOD AVE.
Project Number: 0369-018-001-005
Lab Number: L1803164
Report Date: 02/05/18

SAMPLE RESULTS

Lab ID: L1803164-01
Client ID: WC#1
Sample Location: BUFFALO, NY
Sample Depth:
Matrix: Soil
Analytical Method: 1,8270D
Analytical Date: 02/01/18 16:24
Analyst: EK
Percent Solids: 73%
TCLP/SPLP Ext. Date: 01/31/18 07:23

Date Collected: 01/29/18 11:30
Date Received: 01/29/18
Field Prep: Not Specified

Extraction Method: EPA 3510C
Extraction Date: 02/01/18 07:35

Parameter	Result	Qualifier	Units	RL	MDL	Dilution Factor
TCLP Semivolatiles by EPA 1311 - Westborough Lab						
Hexachlorobenzene	ND		ug/l	10	2.9	1
2,4-Dinitrotoluene	ND		ug/l	25	4.2	1
Hexachlorobutadiene	ND		ug/l	10	3.6	1
Hexachloroethane	ND		ug/l	10	3.4	1
Nitrobenzene	ND		ug/l	10	3.8	1
2,4,6-Trichlorophenol	ND		ug/l	25	3.4	1
Pentachlorophenol	ND		ug/l	50	17.	1
2-Methylphenol	ND		ug/l	25	5.1	1
3-Methylphenol/4-Methylphenol	ND		ug/l	25	5.6	1
2,4,5-Trichlorophenol	ND		ug/l	25	3.6	1
Pyridine	ND		ug/l	18	9.4	1

Surrogate	% Recovery	Qualifier	Acceptance Criteria
2-Fluorophenol	68		21-120
Phenol-d6	67		10-120
Nitrobenzene-d5	80		23-120
2-Fluorobiphenyl	83		15-120
2,4,6-Tribromophenol	89		10-120
4-Terphenyl-d14	94		33-120

Project Name: 1111 ELMWOOD AVE.
Project Number: 0369-018-001-005
Lab Number: L1803164
Report Date: 02/05/18

SAMPLE RESULTS

Lab ID: L1803164-02
Client ID: WC#2
Sample Location: BUFFALO, NY
Sample Depth:
Matrix: Soil
Analytical Method: 1,8270D
Analytical Date: 02/01/18 17:19
Analyst: EK
Percent Solids: 72%
TCLP/SPLP Ext. Date: 01/31/18 07:23

Date Collected: 01/29/18 11:39
Date Received: 01/29/18
Field Prep: Not Specified

Extraction Method: EPA 3510C
Extraction Date: 02/01/18 07:35

Parameter	Result	Qualifier	Units	RL	MDL	Dilution Factor
TCLP Semivolatiles by EPA 1311 - Westborough Lab						
Hexachlorobenzene	ND		ug/l	10	2.9	1
2,4-Dinitrotoluene	ND		ug/l	25	4.2	1
Hexachlorobutadiene	ND		ug/l	10	3.6	1
Hexachloroethane	ND		ug/l	10	3.4	1
Nitrobenzene	ND		ug/l	10	3.8	1
2,4,6-Trichlorophenol	ND		ug/l	25	3.4	1
Pentachlorophenol	ND		ug/l	50	17.	1
2-Methylphenol	ND		ug/l	25	5.1	1
3-Methylphenol/4-Methylphenol	ND		ug/l	25	5.6	1
2,4,5-Trichlorophenol	ND		ug/l	25	3.6	1
Pyridine	ND		ug/l	18	9.4	1

Surrogate	% Recovery	Qualifier	Acceptance Criteria
2-Fluorophenol	80		21-120
Phenol-d6	81		10-120
Nitrobenzene-d5	87		23-120
2-Fluorobiphenyl	89		15-120
2,4,6-Tribromophenol	96		10-120
4-Terphenyl-d14	90		33-120

Project Name: 1111 ELMWOOD AVE.
Project Number: 0369-018-001-005
Lab Number: L1803164
Report Date: 02/05/18

SAMPLE RESULTS

Lab ID: L1803164-03
Client ID: WC#3
Sample Location: BUFFALO, NY
Sample Depth:
Matrix: Soil
Analytical Method: 1,8270D
Analytical Date: 02/02/18 01:11
Analyst: CB
Percent Solids: 82%
TCLP/SPLP Ext. Date: 01/31/18 07:23

Date Collected: 01/29/18 11:49
Date Received: 01/29/18
Field Prep: Not Specified

Extraction Method: EPA 3510C
Extraction Date: 02/01/18 07:35

Parameter	Result	Qualifier	Units	RL	MDL	Dilution Factor
TCLP Semivolatiles by EPA 1311 - Westborough Lab						
Hexachlorobenzene	ND		ug/l	10	2.9	1
2,4-Dinitrotoluene	ND		ug/l	25	4.2	1
Hexachlorobutadiene	ND		ug/l	10	3.6	1
Hexachloroethane	ND		ug/l	10	3.4	1
Nitrobenzene	ND		ug/l	10	3.8	1
2,4,6-Trichlorophenol	ND		ug/l	25	3.4	1
Pentachlorophenol	ND		ug/l	50	17.	1
2-Methylphenol	ND		ug/l	25	5.1	1
3-Methylphenol/4-Methylphenol	ND		ug/l	25	5.6	1
2,4,5-Trichlorophenol	ND		ug/l	25	3.6	1
Pyridine	ND		ug/l	18	9.4	1

Surrogate	% Recovery	Qualifier	Acceptance Criteria
2-Fluorophenol	82		21-120
Phenol-d6	77		10-120
Nitrobenzene-d5	93		23-120
2-Fluorobiphenyl	85		15-120
2,4,6-Tribromophenol	97		10-120
4-Terphenyl-d14	98		33-120

Project Name: 1111 ELMWOOD AVE.
Project Number: 0369-018-001-005
Lab Number: L1803164
Report Date: 02/05/18

SAMPLE RESULTS

Lab ID: L1803164-04
Client ID: WC#4
Sample Location: BUFFALO, NY
Sample Depth:
Matrix: Soil
Analytical Method: 1,8270D
Analytical Date: 02/02/18 01:38
Analyst: CB
Percent Solids: 76%
TCLP/SPLP Ext. Date: 01/31/18 07:23

Date Collected: 01/29/18 11:55
Date Received: 01/29/18
Field Prep: Not Specified

Extraction Method: EPA 3510C
Extraction Date: 02/01/18 07:35

Parameter	Result	Qualifier	Units	RL	MDL	Dilution Factor
TCLP Semivolatiles by EPA 1311 - Westborough Lab						
Hexachlorobenzene	ND		ug/l	10	2.9	1
2,4-Dinitrotoluene	ND		ug/l	25	4.2	1
Hexachlorobutadiene	ND		ug/l	10	3.6	1
Hexachloroethane	ND		ug/l	10	3.4	1
Nitrobenzene	ND		ug/l	10	3.8	1
2,4,6-Trichlorophenol	ND		ug/l	25	3.4	1
Pentachlorophenol	ND		ug/l	50	17.	1
2-Methylphenol	ND		ug/l	25	5.1	1
3-Methylphenol/4-Methylphenol	ND		ug/l	25	5.6	1
2,4,5-Trichlorophenol	ND		ug/l	25	3.6	1
Pyridine	ND		ug/l	18	9.4	1

Surrogate	% Recovery	Qualifier	Acceptance Criteria
2-Fluorophenol	45		21-120
Phenol-d6	43		10-120
Nitrobenzene-d5	52		23-120
2-Fluorobiphenyl	49		15-120
2,4,6-Tribromophenol	57		10-120
4-Terphenyl-d14	59		33-120

Project Name: 1111 ELMWOOD AVE.
Project Number: 0369-018-001-005

Lab Number: L1803164
Report Date: 02/05/18

Method Blank Analysis
Batch Quality Control

Analytical Method: 1,8270D
Analytical Date: 02/01/18 14:36
Analyst: EK
TCLP/SPLP Extraction Date: 01/31/18 07:23

Extraction Method: EPA 3510C
Extraction Date: 02/01/18 07:35

Parameter	Result	Qualifier	Units	RL	MDL
TCLP Semivolatiles by EPA 1311 - Westborough Lab for sample(s): 01-04 Batch: WG1085712-1					
Hexachlorobenzene	ND		ug/l	10	2.9
2,4-Dinitrotoluene	ND		ug/l	25	4.2
Hexachlorobutadiene	ND		ug/l	10	3.6
Hexachloroethane	ND		ug/l	10	3.4
Nitrobenzene	ND		ug/l	10	3.8
2,4,6-Trichlorophenol	ND		ug/l	25	3.4
Pentachlorophenol	ND		ug/l	50	17.
2-Methylphenol	ND		ug/l	25	5.1
3-Methylphenol/4-Methylphenol	ND		ug/l	25	5.6
2,4,5-Trichlorophenol	ND		ug/l	25	3.6
Pyridine	ND		ug/l	18	9.4

Surrogate	%Recovery	Qualifier	Acceptance Criteria
2-Fluorophenol	84		21-120
Phenol-d6	81		10-120
Nitrobenzene-d5	89		23-120
2-Fluorobiphenyl	91		15-120
2,4,6-Tribromophenol	102		10-120
4-Terphenyl-d14	100		33-120

Lab Control Sample Analysis
Batch Quality Control

Project Name: 1111 ELMWOOD AVE.
Project Number: 0369-018-001-005

Lab Number: L1803164
Report Date: 02/05/18

Parameter	LCS %Recovery	Qual	LCSD %Recovery	Qual	%Recovery Limits	RPD	Qual	RPD Limits
TCLP Semivolatiles by EPA 1311 - Westborough Lab Associated sample(s): 01-04 Batch: WG1085712-2 WG1085712-3								
Hexachlorobenzene	77		89		40-140	14		30
2,4-Dinitrotoluene	80		92		40-132	14		30
Hexachlorobutadiene	77		86		28-111	11		30
Hexachloroethane	68		79		21-105	15		30
Nitrobenzene	75		88		40-140	16		30
2,4,6-Trichlorophenol	88		102		30-130	15		30
Pentachlorophenol	83		92		9-103	10		30
2-Methylphenol	79		92		30-130	15		30
3-Methylphenol/4-Methylphenol	86		96		30-130	11		30
2,4,5-Trichlorophenol	94		106		30-130	12		30
Pyridine	55		18		10-66	**101**	Q	30

Surrogate	LCS %Recovery	Qual	LCSD %Recovery	Qual	Acceptance Criteria
2-Fluorophenol	72		85		21-120
Phenol-d6	73		89		10-120
Nitrobenzene-d5	78		90		23-120
2-Fluorobiphenyl	80		94		15-120
2,4,6-Tribromophenol	93		107		10-120
4-Terphenyl-d14	81		94		33-120

PETROLEUM HYDROCARBONS

Project Name: 1111 ELMWOOD AVE.
Project Number: 0369-018-001-005
Lab Number: L1803164
Report Date: 02/05/18

SAMPLE RESULTS

Lab ID: L1803164-01
Client ID: WC#1
Sample Location: BUFFALO, NY
Sample Depth:
Matrix: Soil
Analytical Method: 1,8015C(M)
Analytical Date: 02/01/18 15:20
Analyst: MEO
Percent Solids: 73%

Date Collected: 01/29/18 11:30
Date Received: 01/29/18
Field Prep: Not Specified

Extraction Method: EPA 3546
Extraction Date: 01/31/18 18:37

Parameter	Result	Qualifier	Units	RL	MDL	Dilution Factor
Petroleum Hydrocarbon Quantitation - Westborough Lab						
TPH	195000		ug/kg	45200	5200	1

Surrogate	% Recovery	Qualifier	Acceptance Criteria
o-Terphenyl	92		40-140

Project Name: 1111 ELMWOOD AVE.
Project Number: 0369-018-001-005
Lab Number: L1803164
Report Date: 02/05/18

SAMPLE RESULTS

Lab ID: L1803164-02
Client ID: WC#2
Sample Location: BUFFALO, NY
Sample Depth:
Matrix: Soil
Analytical Method: 1,8015C(M)
Analytical Date: 02/01/18 15:52
Analyst: MEO
Percent Solids: 72%

Date Collected: 01/29/18 11:39
Date Received: 01/29/18
Field Prep: Not Specified

Extraction Method: EPA 3546
Extraction Date: 01/31/18 18:37

Parameter	Result	Qualifier	Units	RL	MDL	Dilution Factor
Petroleum Hydrocarbon Quantitation - Westborough Lab						
TPH	15100	J	ug/kg	43300	4980	1

Surrogate	% Recovery	Qualifier	Acceptance Criteria
o-Terphenyl	83		40-140

Project Name: 1111 ELMWOOD AVE.
Project Number: 0369-018-001-005
Lab Number: L1803164
Report Date: 02/05/18

SAMPLE RESULTS

Lab ID: L1803164-03
Client ID: WC#3
Sample Location: BUFFALO, NY
Sample Depth:
Matrix: Soil
Analytical Method: 1,8015C(M)
Analytical Date: 02/01/18 16:25
Analyst: MEO
Percent Solids: 82%

Date Collected: 01/29/18 11:49
Date Received: 01/29/18
Field Prep: Not Specified

Extraction Method: EPA 3546
Extraction Date: 01/31/18 18:37

Parameter	Result	Qualifier	Units	RL	MDL	Dilution Factor
Petroleum Hydrocarbon Quantitation - Westborough Lab						
TPH	13600	J	ug/kg	38400	4420	1

Surrogate	% Recovery	Qualifier	Acceptance Criteria
o-Terphenyl	76		40-140

Project Name: 1111 ELMWOOD AVE.
Lab Number: L1803164
Project Number: 0369-018-001-005
Report Date: 02/05/18

SAMPLE RESULTS

Lab ID: L1803164-04 D
Client ID: WC#4
Sample Location: BUFFALO, NY
Sample Depth:
Matrix: Soil
Analytical Method: 1,8015C(M)
Analytical Date: 02/01/18 16:58
Analyst: MEO
Percent Solids: 76%

Date Collected: 01/29/18 11:55
Date Received: 01/29/18
Field Prep: Not Specified

Extraction Method: EPA 3546
Extraction Date: 01/31/18 18:37

Parameter	Result	Qualifier	Units	RL	MDL	Dilution Factor
Petroleum Hydrocarbon Quantitation - Westborough Lab						
TPH	158000		ug/kg	85100	9790	2

Surrogate	% Recovery	Qualifier	Acceptance Criteria
o-Terphenyl	81		40-140

Project Name: 1111 ELMWOOD AVE.
Project Number: 0369-018-001-005
Lab Number: L1803164
Report Date: 02/05/18

Method Blank Analysis
Batch Quality Control

Analytical Method: 1,8015C(M)
Analytical Date: 02/01/18 13:41
Analyst: MEO

Extraction Method: EPA 3546
Extraction Date: 01/31/18 18:37

Parameter	Result	Qualifier	Units	RL	MDL
Petroleum Hydrocarbon Quantitation - Westborough Lab for sample(s): 01-04 Batch: WG1085584-1					
TPH	ND		ug/kg	31700	3640

Surrogate	%Recovery	Qualifier	Acceptance Criteria
o-Terphenyl	79		40-140

Lab Control Sample Analysis

Batch Quality Control

Project Name: 1111 ELMWOOD AVE.

Project Number: 0369-018-001-005

Lab Number: L1803164

Report Date: 02/05/18

Parameter	LCS %Recovery	Qual	LCSD %Recovery	Qual	%Recovery Limits	RPD	Qual	RPD Limits
Petroleum Hydrocarbon Quantitation - Westborough Lab Associated sample(s): 01-04 Batch: WG1085584-2								
TPH	85		-		40-140	-		40

Surrogate	LCS %Recovery	Qual	LCSD %Recovery	Qual	Acceptance Criteria
o-Terphenyl	81				40-140

PCBS

Project Name: 1111 ELMWOOD AVE.
Project Number: 0369-018-001-005
Lab Number: L1803164
Report Date: 02/05/18

SAMPLE RESULTS

Lab ID: L1803164-01
Client ID: WC#1
Sample Location: BUFFALO, NY
Sample Depth:
Matrix: Soil
Analytical Method: 1,8082A
Analytical Date: 02/02/18 08:58
Analyst: AF
Percent Solids: 73%

Date Collected: 01/29/18 11:30
Date Received: 01/29/18
Field Prep: Not Specified

Extraction Method: EPA 3546
Extraction Date: 01/31/18 20:36
Cleanup Method: EPA 3665A
Cleanup Date: 02/01/18
Cleanup Method: EPA 3660B
Cleanup Date: 01/31/18

Parameter	Result	Qualifier	Units	RL	MDL	Dilution Factor	Column
Polychlorinated Biphenyls by GC - Westborough Lab							
Aroclor 1016	ND		ug/kg	43.8	4.97	1	A
Aroclor 1221	ND		ug/kg	43.8	6.67	1	A
Aroclor 1232	ND		ug/kg	43.8	4.31	1	A
Aroclor 1242	ND		ug/kg	43.8	5.36	1	A
Aroclor 1248	ND		ug/kg	43.8	4.92	1	A
Aroclor 1254	ND		ug/kg	43.8	3.58	1	A
Aroclor 1260	13.0	J	ug/kg	43.8	4.57	1	B
Aroclor 1262	ND		ug/kg	43.8	3.60	1	A
Aroclor 1268	ND		ug/kg	43.8	3.10	1	A
PCBs, Total	13.0	J	ug/kg	43.8	3.10	1	B

Surrogate	% Recovery	Qualifier	Acceptance Criteria	Column
2,4,5,6-Tetrachloro-m-xylene	54		30-150	A
Decachlorobiphenyl	45		30-150	A
2,4,5,6-Tetrachloro-m-xylene	54		30-150	B
Decachlorobiphenyl	57		30-150	B

Project Name: 1111 ELMWOOD AVE.
Project Number: 0369-018-001-005
Lab Number: L1803164
Report Date: 02/05/18

SAMPLE RESULTS

Lab ID: L1803164-02
Client ID: WC#2
Sample Location: BUFFALO, NY
Sample Depth:
Matrix: Soil
Analytical Method: 1,8082A
Analytical Date: 02/02/18 10:32
Analyst: AF
Percent Solids: 72%

Date Collected: 01/29/18 11:39
Date Received: 01/29/18
Field Prep: Not Specified

Extraction Method: EPA 3546
Extraction Date: 01/31/18 20:36
Cleanup Method: EPA 3665A
Cleanup Date: 02/01/18
Cleanup Method: EPA 3660B
Cleanup Date: 01/31/18

Parameter	Result	Qualifier	Units	RL	MDL	Dilution Factor	Column
Polychlorinated Biphenyls by GC - Westborough Lab							
Aroclor 1016	ND		ug/kg	43.5	4.93	1	A
Aroclor 1221	ND		ug/kg	43.5	6.61	1	A
Aroclor 1232	ND		ug/kg	43.5	4.28	1	A
Aroclor 1242	ND		ug/kg	43.5	5.32	1	A
Aroclor 1248	ND		ug/kg	43.5	4.88	1	A
Aroclor 1254	ND		ug/kg	43.5	3.55	1	A
Aroclor 1260	ND		ug/kg	43.5	4.54	1	A
Aroclor 1262	ND		ug/kg	43.5	3.57	1	A
Aroclor 1268	ND		ug/kg	43.5	3.08	1	A
PCBs, Total	ND		ug/kg	43.5	3.08	1	A

Surrogate	% Recovery	Qualifier	Acceptance Criteria	Column
2,4,5,6-Tetrachloro-m-xylene	94		30-150	A
Decachlorobiphenyl	77		30-150	A
2,4,5,6-Tetrachloro-m-xylene	94		30-150	B
Decachlorobiphenyl	88		30-150	B

Project Name: 1111 ELMWOOD AVE.
Project Number: 0369-018-001-005
Lab Number: L1803164
Report Date: 02/05/18

SAMPLE RESULTS

Lab ID: L1803164-03
Client ID: WC#3
Sample Location: BUFFALO, NY
Sample Depth:
Matrix: Soil
Analytical Method: 1,8082A
Analytical Date: 02/02/18 10:45
Analyst: AF
Percent Solids: 82%

Date Collected: 01/29/18 11:49
Date Received: 01/29/18
Field Prep: Not Specified

Extraction Method: EPA 3546
Extraction Date: 01/31/18 20:36
Cleanup Method: EPA 3665A
Cleanup Date: 02/01/18
Cleanup Method: EPA 3660B
Cleanup Date: 01/31/18

Parameter	Result	Qualifier	Units	RL	MDL	Dilution Factor	Column
Polychlorinated Biphenyls by GC - Westborough Lab							
Aroclor 1016	ND		ug/kg	40.2	4.55	1	A
Aroclor 1221	ND		ug/kg	40.2	6.11	1	A
Aroclor 1232	ND		ug/kg	40.2	3.95	1	A
Aroclor 1242	ND		ug/kg	40.2	4.92	1	A
Aroclor 1248	ND		ug/kg	40.2	4.51	1	A
Aroclor 1254	ND		ug/kg	40.2	3.28	1	A
Aroclor 1260	ND		ug/kg	40.2	4.19	1	A
Aroclor 1262	ND		ug/kg	40.2	3.30	1	A
Aroclor 1268	ND		ug/kg	40.2	2.84	1	A
PCBs, Total	ND		ug/kg	40.2	2.84	1	A

Surrogate	% Recovery	Qualifier	Acceptance Criteria	Column
2,4,5,6-Tetrachloro-m-xylene	78		30-150	A
Decachlorobiphenyl	70		30-150	A
2,4,5,6-Tetrachloro-m-xylene	77		30-150	B
Decachlorobiphenyl	77		30-150	B

Project Name: 1111 ELMWOOD AVE.
Project Number: 0369-018-001-005
Lab Number: L1803164
Report Date: 02/05/18

SAMPLE RESULTS

Lab ID: L1803164-04
Client ID: WC#4
Sample Location: BUFFALO, NY
Sample Depth:
Matrix: Soil
Analytical Method: 1,8082A
Analytical Date: 02/02/18 10:59
Analyst: AF
Percent Solids: 76%

Date Collected: 01/29/18 11:55
Date Received: 01/29/18
Field Prep: Not Specified

Extraction Method: EPA 3546
Extraction Date: 01/31/18 20:36
Cleanup Method: EPA 3665A
Cleanup Date: 02/01/18
Cleanup Method: EPA 3660B
Cleanup Date: 01/31/18

Parameter	Result	Qualifier	Units	RL	MDL	Dilution Factor	Column
Polychlorinated Biphenyls by GC - Westborough Lab							
Aroclor 1016	ND		ug/kg	43.8	4.97	1	A
Aroclor 1221	ND		ug/kg	43.8	6.67	1	A
Aroclor 1232	ND		ug/kg	43.8	4.31	1	A
Aroclor 1242	ND		ug/kg	43.8	5.36	1	A
Aroclor 1248	60.6		ug/kg	43.8	4.91	1	A
Aroclor 1254	ND		ug/kg	43.8	3.57	1	A
Aroclor 1260	ND		ug/kg	43.8	4.57	1	A
Aroclor 1262	ND		ug/kg	43.8	3.60	1	A
Aroclor 1268	ND		ug/kg	43.8	3.10	1	A
PCBs, Total	60.6		ug/kg	43.8	3.10	1	A

Surrogate	% Recovery	Qualifier	Acceptance Criteria	Column
2,4,5,6-Tetrachloro-m-xylene	65		30-150	A
Decachlorobiphenyl	60		30-150	A
2,4,5,6-Tetrachloro-m-xylene	61		30-150	B
Decachlorobiphenyl	59		30-150	B

Project Name: 1111 ELMWOOD AVE.
Project Number: 0369-018-001-005

Lab Number: L1803164
Report Date: 02/05/18

Method Blank Analysis
Batch Quality Control

Analytical Method: 1,8082A
Analytical Date: 02/01/18 10:31
Analyst: HT

Extraction Method: EPA 3546
Extraction Date: 01/31/18 10:39
Cleanup Method: EPA 3665A
Cleanup Date: 01/31/18
Cleanup Method: EPA 3660B
Cleanup Date: 01/31/18

Parameter	Result	Qualifier	Units	RL	MDL	Column
Polychlorinated Biphenyls by GC - Westborough Lab for sample(s): 01-04 Batch: WG1085403-1						
Aroclor 1016	ND		ug/kg	31.9	3.62	A
Aroclor 1221	ND		ug/kg	31.9	4.85	A
Aroclor 1232	ND		ug/kg	31.9	3.14	A
Aroclor 1242	ND		ug/kg	31.9	3.90	A
Aroclor 1248	ND		ug/kg	31.9	3.58	A
Aroclor 1254	ND		ug/kg	31.9	2.60	A
Aroclor 1260	ND		ug/kg	31.9	3.33	A
Aroclor 1262	ND		ug/kg	31.9	2.62	A
Aroclor 1268	ND		ug/kg	31.9	2.26	A
PCBs, Total	ND		ug/kg	31.9	2.26	A

Surrogate	%Recovery	Qualifier	Acceptance Criteria	Column
2,4,5,6-Tetrachloro-m-xylene	64		30-150	A
Decachlorobiphenyl	50		30-150	A
2,4,5,6-Tetrachloro-m-xylene	74		30-150	B
Decachlorobiphenyl	63		30-150	B

Lab Control Sample Analysis

Batch Quality Control

Project Name: 1111 ELMWOOD AVE.

Project Number: 0369-018-001-005

Lab Number: L1803164

Report Date: 02/05/18

Parameter	LCS %Recovery	Qual	LCSD %Recovery	Qual	%Recovery Limits	RPD	Qual	RPD Limits	Column
Polychlorinated Biphenyls by GC - Westborough Lab Associated sample(s): 01-04 Batch: WG1085403-2 WG1085403-3									
Aroclor 1016	75		71		40-140	5		50	A
Aroclor 1260	76		83		40-140	9		50	A

Surrogate	LCS %Recovery	Qual	LCSD %Recovery	Qual	Acceptance Criteria	Column
2,4,5,6-Tetrachloro-m-xylene	81		77		30-150	A
Decachlorobiphenyl	54		58		30-150	A
2,4,5,6-Tetrachloro-m-xylene	86		82		30-150	B
Decachlorobiphenyl	72		68		30-150	B

PESTICIDES

Project Name: 1111 ELMWOOD AVE.
Project Number: 0369-018-001-005
Lab Number: L1803164
Report Date: 02/05/18

SAMPLE RESULTS

Lab ID: L1803164-01
Client ID: WC#1
Sample Location: BUFFALO, NY
Sample Depth:
Matrix: Soil
Analytical Method: 1,8081B
Analytical Date: 02/02/18 21:34
Analyst: JW
Percent Solids: 73%

Date Collected: 01/29/18 11:30
Date Received: 01/29/18
Field Prep: Not Specified

Extraction Method: EPA 3546
Extraction Date: 01/31/18 20:41
Cleanup Method: EPA 3620B
Cleanup Date: 02/01/18

Parameter	Result	Qualifier	Units	RL	MDL	Dilution Factor	Column
Organochlorine Pesticides by GC - Westborough Lab							
Delta-BHC	ND		ug/kg	2.15	0.422	1	A
Lindane	ND		ug/kg	0.897	0.401	1	A
Alpha-BHC	ND		ug/kg	0.897	0.255	1	A
Beta-BHC	ND		ug/kg	2.15	0.817	1	A
Heptachlor	ND		ug/kg	1.08	0.483	1	A
Aldrin	ND		ug/kg	2.15	0.758	1	A
Heptachlor epoxide	ND		ug/kg	4.04	1.21	1	A
Endrin	ND		ug/kg	0.897	0.368	1	A
Endrin aldehyde	ND		ug/kg	2.69	0.942	1	A
Endrin ketone	ND		ug/kg	2.15	0.554	1	A
Dieldrin	1.78		ug/kg	1.35	0.673	1	B
4,4'-DDE	1.98	J	ug/kg	2.15	0.498	1	B
4,4'-DDD	ND		ug/kg	2.15	0.768	1	A
4,4'-DDT	12.3		ug/kg	4.04	1.73	1	B
Endosulfan I	ND		ug/kg	2.15	0.509	1	A
Endosulfan II	ND		ug/kg	2.15	0.720	1	A
Endosulfan sulfate	ND		ug/kg	0.897	0.427	1	A
Methoxychlor	ND		ug/kg	4.04	1.26	1	A
Toxaphene	ND		ug/kg	40.4	11.3	1	A
cis-Chlordane	ND		ug/kg	2.69	0.750	1	A
trans-Chlordane	ND		ug/kg	2.69	0.711	1	A
Chlordane	ND		ug/kg	17.5	7.13	1	A

Surrogate	% Recovery	Qualifier	Acceptance Criteria	Column
2,4,5,6-Tetrachloro-m-xylene	82		30-150	B
Decachlorobiphenyl	87		30-150	B
2,4,5,6-Tetrachloro-m-xylene	83		30-150	A
Decachlorobiphenyl	73		30-150	A

Project Name: 1111 ELMWOOD AVE.
Project Number: 0369-018-001-005
Lab Number: L1803164
Report Date: 02/05/18

SAMPLE RESULTS

Lab ID: L1803164-01
Client ID: WC#1
Sample Location: BUFFALO, NY
Sample Depth:
Matrix: Soil
Analytical Method: 1,8151A
Analytical Date: 02/02/18 04:35
Analyst: SL
Percent Solids: 73%
Methylation Date: 02/01/18 03:17

Date Collected: 01/29/18 11:30
Date Received: 01/29/18
Field Prep: Not Specified

Extraction Method: EPA 8151A
Extraction Date: 01/31/18 00:39

Parameter	Result	Qualifier	Units	RL	MDL	Dilution Factor	Column
Chlorinated Herbicides by GC - Westborough Lab							
2,4-D	ND		ug/kg	227	14.3	1	A
2,4,5-T	ND		ug/kg	227	7.04	1	A
2,4,5-TP (Silvex)	ND		ug/kg	227	6.04	1	A

Surrogate	% Recovery	Qualifier	Acceptance Criteria	Column
DCAA	136		30-150	A
DCAA	127		30-150	B

Project Name: 1111 ELMWOOD AVE.
Project Number: 0369-018-001-005
Lab Number: L1803164
Report Date: 02/05/18

SAMPLE RESULTS

Lab ID: L1803164-02
Client ID: WC#2
Sample Location: BUFFALO, NY
Sample Depth:
Matrix: Soil
Analytical Method: 1,8081B
Analytical Date: 02/02/18 23:53
Analyst: JW
Percent Solids: 72%

Date Collected: 01/29/18 11:39
Date Received: 01/29/18
Field Prep: Not Specified

Extraction Method: EPA 3546
Extraction Date: 01/31/18 20:41
Cleanup Method: EPA 3620B
Cleanup Date: 02/01/18

Parameter	Result	Qualifier	Units	RL	MDL	Dilution Factor	Column
Organochlorine Pesticides by GC - Westborough Lab							
Delta-BHC	ND		ug/kg	2.08	0.407	1	A
Lindane	ND		ug/kg	0.865	0.387	1	A
Alpha-BHC	ND		ug/kg	0.865	0.246	1	A
Beta-BHC	ND		ug/kg	2.08	0.788	1	A
Heptachlor	ND		ug/kg	1.04	0.466	1	A
Aldrin	ND		ug/kg	2.08	0.731	1	A
Heptachlor epoxide	ND		ug/kg	3.89	1.17	1	A
Endrin	ND		ug/kg	0.865	0.355	1	A
Endrin aldehyde	ND		ug/kg	2.60	0.909	1	A
Endrin ketone	ND		ug/kg	2.08	0.535	1	A
Dieldrin	ND		ug/kg	1.30	0.649	1	A
4,4'-DDE	ND		ug/kg	2.08	0.480	1	A
4,4'-DDD	ND		ug/kg	2.08	0.741	1	A
4,4'-DDT	ND		ug/kg	3.89	1.67	1	A
Endosulfan I	ND		ug/kg	2.08	0.491	1	A
Endosulfan II	ND		ug/kg	2.08	0.694	1	A
Endosulfan sulfate	ND		ug/kg	0.865	0.412	1	A
Methoxychlor	ND		ug/kg	3.89	1.21	1	A
Toxaphene	ND		ug/kg	38.9	10.9	1	A
cis-Chlordane	ND		ug/kg	2.60	0.723	1	A
trans-Chlordane	ND		ug/kg	2.60	0.685	1	A
Chlordane	ND		ug/kg	16.9	6.88	1	A

Surrogate	% Recovery	Qualifier	Acceptance Criteria	Column
2,4,5,6-Tetrachloro-m-xylene	90		30-150	B
Decachlorobiphenyl	89		30-150	B
2,4,5,6-Tetrachloro-m-xylene	90		30-150	A
Decachlorobiphenyl	93		30-150	A

Project Name: 1111 ELMWOOD AVE.
Project Number: 0369-018-001-005
Lab Number: L1803164
Report Date: 02/05/18

SAMPLE RESULTS

Lab ID: L1803164-02
Client ID: WC#2
Sample Location: BUFFALO, NY
Sample Depth:
Matrix: Soil
Analytical Method: 1,8151A
Analytical Date: 02/02/18 04:54
Analyst: SL
Percent Solids: 72%
Methylation Date: 02/01/18 03:17

Date Collected: 01/29/18 11:39
Date Received: 01/29/18
Field Prep: Not Specified

Extraction Method: EPA 8151A
Extraction Date: 01/31/18 00:39

Parameter	Result	Qualifier	Units	RL	MDL	Dilution Factor	Column
Chlorinated Herbicides by GC - Westborough Lab							
2,4-D	ND		ug/kg	230	14.5	1	A
2,4,5-T	ND		ug/kg	230	7.12	1	A
2,4,5-TP (Silvex)	ND		ug/kg	230	6.11	1	A

Surrogate	% Recovery	Qualifier	Acceptance Criteria	Column
DCAA	104		30-150	A
DCAA	99		30-150	B

Project Name: 1111 ELMWOOD AVE.
Project Number: 0369-018-001-005
Lab Number: L1803164
Report Date: 02/05/18

SAMPLE RESULTS

Lab ID: L1803164-03
Client ID: WC#3
Sample Location: BUFFALO, NY
Sample Depth:
Matrix: Soil
Analytical Method: 1,8081B
Analytical Date: 02/02/18 23:02
Analyst: JW
Percent Solids: 82%

Date Collected: 01/29/18 11:49
Date Received: 01/29/18
Field Prep: Not Specified

Extraction Method: EPA 3546
Extraction Date: 01/31/18 20:41
Cleanup Method: EPA 3620B
Cleanup Date: 02/01/18

Parameter	Result	Qualifier	Units	RL	MDL	Dilution Factor	Column
Organochlorine Pesticides by GC - Westborough Lab							
Delta-BHC	ND		ug/kg	1.93	0.378	1	A
Lindane	ND		ug/kg	0.804	0.359	1	A
Alpha-BHC	ND		ug/kg	0.804	0.228	1	A
Beta-BHC	ND		ug/kg	1.93	0.731	1	A
Heptachlor	ND		ug/kg	0.964	0.432	1	A
Aldrin	ND		ug/kg	1.93	0.679	1	A
Heptachlor epoxide	ND		ug/kg	3.62	1.08	1	A
Endrin	ND		ug/kg	0.804	0.330	1	A
Endrin aldehyde	ND		ug/kg	2.41	0.844	1	A
Endrin ketone	ND		ug/kg	1.93	0.497	1	A
Dieldrin	ND		ug/kg	1.20	0.603	1	A
4,4'-DDE	0.899	J	ug/kg	1.93	0.446	1	B
4,4'-DDD	ND		ug/kg	1.93	0.688	1	A
4,4'-DDT	2.38	J	ug/kg	3.62	1.55	1	A
Endosulfan I	ND		ug/kg	1.93	0.456	1	A
Endosulfan II	ND		ug/kg	1.93	0.645	1	A
Endosulfan sulfate	ND		ug/kg	0.804	0.383	1	A
Methoxychlor	ND		ug/kg	3.62	1.12	1	A
Toxaphene	ND		ug/kg	36.2	10.1	1	A
cis-Chlordane	ND		ug/kg	2.41	0.672	1	A
trans-Chlordane	ND		ug/kg	2.41	0.637	1	A
Chlordane	ND		ug/kg	15.7	6.39	1	A

Surrogate	% Recovery	Qualifier	Acceptance Criteria	Column
2,4,5,6-Tetrachloro-m-xylene	84		30-150	B
Decachlorobiphenyl	105		30-150	B
2,4,5,6-Tetrachloro-m-xylene	90		30-150	A
Decachlorobiphenyl	103		30-150	A

Project Name: 1111 ELMWOOD AVE.
Project Number: 0369-018-001-005
Lab Number: L1803164
Report Date: 02/05/18

SAMPLE RESULTS

Lab ID: L1803164-03
Client ID: WC#3
Sample Location: BUFFALO, NY
Sample Depth:
Matrix: Soil
Analytical Method: 1,8151A
Analytical Date: 02/02/18 05:13
Analyst: SL
Percent Solids: 82%
Methylation Date: 02/01/18 03:17

Date Collected: 01/29/18 11:49
Date Received: 01/29/18
Field Prep: Not Specified

Extraction Method: EPA 8151A
Extraction Date: 01/31/18 00:39

Parameter	Result	Qualifier	Units	RL	MDL	Dilution Factor	Column
Chlorinated Herbicides by GC - Westborough Lab							
2,4-D	ND		ug/kg	200	12.6	1	A
2,4,5-T	ND		ug/kg	200	6.21	1	A
2,4,5-TP (Silvex)	ND		ug/kg	200	5.33	1	A

Surrogate	% Recovery	Qualifier	Acceptance Criteria	Column
DCAA	125		30-150	A
DCAA	106		30-150	B

Project Name: 1111 ELMWOOD AVE.
Project Number: 0369-018-001-005
Lab Number: L1803164
Report Date: 02/05/18

SAMPLE RESULTS

Lab ID: L1803164-04
Client ID: WC#4
Sample Location: BUFFALO, NY
Sample Depth:
Matrix: Soil
Analytical Method: 1,8081B
Analytical Date: 02/02/18 21:46
Analyst: JW
Percent Solids: 76%

Date Collected: 01/29/18 11:55
Date Received: 01/29/18
Field Prep: Not Specified

Extraction Method: EPA 3546
Extraction Date: 01/31/18 20:41
Cleanup Method: EPA 3620B
Cleanup Date: 02/01/18

Parameter	Result	Qualifier	Units	RL	MDL	Dilution Factor	Column
Organochlorine Pesticides by GC - Westborough Lab							
Delta-BHC	ND		ug/kg	2.02	0.395	1	A
Lindane	ND		ug/kg	0.841	0.376	1	A
Alpha-BHC	ND		ug/kg	0.841	0.239	1	A
Beta-BHC	ND		ug/kg	2.02	0.766	1	A
Heptachlor	ND		ug/kg	1.01	0.453	1	A
Aldrin	ND		ug/kg	2.02	0.711	1	A
Heptachlor epoxide	ND		ug/kg	3.78	1.14	1	A
Endrin	ND		ug/kg	0.841	0.345	1	A
Endrin aldehyde	ND		ug/kg	2.52	0.883	1	A
Endrin ketone	ND		ug/kg	2.02	0.520	1	A
Dieldrin	ND		ug/kg	1.26	0.631	1	A
4,4'-DDE	3.29		ug/kg	2.02	0.467	1	A
4,4'-DDD	ND		ug/kg	2.02	0.720	1	A
4,4'-DDT	24.4	P	ug/kg	3.78	1.62	1	A
Endosulfan I	ND		ug/kg	2.02	0.477	1	A
Endosulfan II	ND		ug/kg	2.02	0.675	1	A
Endosulfan sulfate	ND		ug/kg	0.841	0.400	1	A
Methoxychlor	ND		ug/kg	3.78	1.18	1	A
Toxaphene	ND		ug/kg	37.8	10.6	1	A
cis-Chlordane	ND		ug/kg	2.52	0.703	1	A
trans-Chlordane	ND		ug/kg	2.52	0.666	1	A
Chlordane	ND		ug/kg	16.4	6.69	1	A

Surrogate	% Recovery	Qualifier	Acceptance Criteria	Column
2,4,5,6-Tetrachloro-m-xylene	68		30-150	B
Decachlorobiphenyl	142		30-150	B
2,4,5,6-Tetrachloro-m-xylene	93		30-150	A
Decachlorobiphenyl	128		30-150	A

Project Name: 1111 ELMWOOD AVE.
Project Number: 0369-018-001-005
Lab Number: L1803164
Report Date: 02/05/18

SAMPLE RESULTS

Lab ID: L1803164-04
Client ID: WC#4
Sample Location: BUFFALO, NY
Sample Depth:
Matrix: Soil
Analytical Method: 1,8151A
Analytical Date: 02/02/18 05:32
Analyst: SL
Percent Solids: 76%
Methylation Date: 02/01/18 03:17

Date Collected: 01/29/18 11:55
Date Received: 01/29/18
Field Prep: Not Specified

Extraction Method: EPA 8151A
Extraction Date: 01/31/18 00:39

Parameter	Result	Qualifier	Units	RL	MDL	Dilution Factor	Column
Chlorinated Herbicides by GC - Westborough Lab							
2,4-D	ND		ug/kg	215	13.6	1	A
2,4,5-T	ND		ug/kg	215	6.67	1	A
2,4,5-TP (Silvex)	ND		ug/kg	215	5.72	1	A

Surrogate	% Recovery	Qualifier	Acceptance Criteria	Column
DCAA	134		30-150	A
DCAA	115		30-150	B

Project Name: 1111 ELMWOOD AVE. **Lab Number:** L1803164

Project Number: 0369-018-001-005 **Report Date:** 02/05/18

Method Blank Analysis
Batch Quality Control

Analytical Method: 1,8151A
Analytical Date: 02/02/18 01:27
Analyst: SL

Extraction Method: EPA 8151A
Extraction Date: 01/31/18 00:39

Methylation Date: 02/01/18 03:17

Parameter	Result	Qualifier	Units	RL	MDL	Column
Chlorinated Herbicides by GC - Westborough Lab for sample(s): 01-04 Batch: WG1085251-1						
2,4-D	ND		ug/kg	162	10.2	A
2,4,5-T	ND		ug/kg	162	5.02	A
2,4,5-TP (Silvex)	ND		ug/kg	162	4.30	A

Surrogate	%Recovery	Qualifier	Acceptance Criteria	Column
DCAA	102		30-150	A
DCAA	106		30-150	B

Project Name: 1111 ELMWOOD AVE.
Project Number: 0369-018-001-005

Lab Number: L1803164
Report Date: 02/05/18

Method Blank Analysis
Batch Quality Control

Analytical Method: 1,8081B
Analytical Date: 01/31/18 11:17
Analyst: KEG

Extraction Method: EPA 3546
Extraction Date: 01/31/18 00:47
Cleanup Method: EPA 3620B
Cleanup Date: 01/31/18

Parameter	Result	Qualifier	Units	RL	MDL	Column
Organochlorine Pesticides by GC - Westborough Lab for sample(s): 01-04 Batch: WG1085272-1						
Delta-BHC	ND		ug/kg	1.52	0.297	A
Lindane	ND		ug/kg	0.633	0.283	A
Alpha-BHC	ND		ug/kg	0.633	0.180	A
Beta-BHC	ND		ug/kg	1.52	0.576	A
Heptachlor	ND		ug/kg	0.759	0.340	A
Aldrin	ND		ug/kg	1.52	0.535	A
Heptachlor epoxide	ND		ug/kg	2.85	0.854	A
Endrin	ND		ug/kg	0.633	0.259	A
Endrin aldehyde	ND		ug/kg	1.90	0.664	A
Endrin ketone	ND		ug/kg	1.52	0.391	A
Dieldrin	ND		ug/kg	0.949	0.475	A
4,4'-DDE	ND		ug/kg	1.52	0.351	A
4,4'-DDD	ND		ug/kg	1.52	0.542	A
4,4'-DDT	ND		ug/kg	2.85	1.22	A
Endosulfan I	ND		ug/kg	1.52	0.359	A
Endosulfan II	ND		ug/kg	1.52	0.508	A
Endosulfan sulfate	ND		ug/kg	0.633	0.301	A
Methoxychlor	ND		ug/kg	2.85	0.886	A
Toxaphene	ND		ug/kg	28.5	7.97	A
cis-Chlordane	ND		ug/kg	1.90	0.529	A
trans-Chlordane	ND		ug/kg	1.90	0.501	A
Chlordane	ND		ug/kg	12.3	5.03	A

Project Name: 1111 ELMWOOD AVE.
Project Number: 0369-018-001-005

Lab Number: L1803164
Report Date: 02/05/18

Method Blank Analysis
Batch Quality Control

Analytical Method: 1,8081B
Analytical Date: 01/31/18 11:17
Analyst: KEG

Extraction Method: EPA 3546
Extraction Date: 01/31/18 00:47
Cleanup Method: EPA 3620B
Cleanup Date: 01/31/18

Parameter	Result	Qualifier	Units	RL	MDL	Column
Organochlorine Pesticides by GC - Westborough Lab for sample(s): 01-04 Batch: WG1085272-1						

Surrogate	%Recovery	Qualifier	Acceptance Criteria	Column
2,4,5,6-Tetrachloro-m-xylene	92		30-150	B
Decachlorobiphenyl	119		30-150	B
2,4,5,6-Tetrachloro-m-xylene	107		30-150	A
Decachlorobiphenyl	86		30-150	A

Lab Control Sample Analysis

Batch Quality Control

Project Name: 1111 ELMWOOD AVE.

Project Number: 0369-018-001-005

Lab Number: L1803164

Report Date: 02/05/18

Parameter	LCS %Recovery	Qual	LCSD %Recovery	Qual	%Recovery Limits	RPD	Qual	RPD Limits	Column
Chlorinated Herbicides by GC - Westborough Lab Associated sample(s): 01-04 Batch: WG1085251-2 WG1085251-3									
2,4-D	132		111		30-150	17		30	A
2,4,5-T	102		90		30-150	13		30	A
2,4,5-TP (Silvex)	112		93		30-150	19		30	A

Surrogate	LCS %Recovery	Qual	LCSD %Recovery	Qual	Acceptance Criteria	Column
DCAA	114		104		30-150	A
DCAA	111		112		30-150	B

Lab Control Sample Analysis

Batch Quality Control

Project Name: 1111 ELMWOOD AVE.

Project Number: 0369-018-001-005

Lab Number: L1803164

Report Date: 02/05/18

Parameter	LCS %Recovery	Qual	LCSD %Recovery	Qual	%Recovery Limits	RPD	Qual	RPD Limits	Column
Organochlorine Pesticides by GC - Westborough Lab Associated sample(s): 01-04 Batch: WG1085272-2 WG1085272-3									
Delta-BHC	96		72		30-150	29		30	A
Lindane	88		70		30-150	23		30	A
Alpha-BHC	97		77		30-150	23		30	A
Beta-BHC	92		74		30-150	22		30	A
Heptachlor	107		85		30-150	23		30	A
Aldrin	95		78		30-150	20		30	A
Heptachlor epoxide	93		73		30-150	24		30	A
Endrin	103		81		30-150	24		30	A
Endrin aldehyde	98		65		30-150	**40**	Q	30	A
Endrin ketone	115		78		30-150	**38**	Q	30	A
Dieldrin	112		86		30-150	26		30	A
4,4'-DDE	97		78		30-150	22		30	A
4,4'-DDD	96		75		30-150	25		30	A
4,4'-DDT	115		91		30-150	23		30	A
Endosulfan I	99		80		30-150	21		30	A
Endosulfan II	106		77		30-150	**32**	Q	30	A
Endosulfan sulfate	102		68		30-150	**40**	Q	30	A
Methoxychlor	114		85		30-150	29		30	A
cis-Chlordane	86		71		30-150	19		30	A
trans-Chlordane	62		47		30-150	28		30	A

Lab Control Sample Analysis

Batch Quality Control

Project Name: 1111 ELMWOOD AVE.

Project Number: 0369-018-001-005

Lab Number: L1803164

Report Date: 02/05/18

Parameter	LCS %Recovery	Qual	LCSD %Recovery	Qual	%Recovery Limits	RPD	Qual	RPD Limits
Organochlorine Pesticides by GC - Westborough Lab Associated sample(s): 01-04 Batch: WG1085272-2 WG1085272-3								

Surrogate	LCS %Recovery	Qual	LCSD %Recovery	Qual	Acceptance Criteria	Column
2,4,5,6-Tetrachloro-m-xylene	89		72		30-150	B
Decachlorobiphenyl	117		89		30-150	B
2,4,5,6-Tetrachloro-m-xylene	100		79		30-150	A
Decachlorobiphenyl	99		82		30-150	A

METALS

Project Name: 1111 ELMWOOD AVE.
Lab Number: L1803164
Project Number: 0369-018-001-005
Report Date: 02/05/18

SAMPLE RESULTS

Lab ID: L1803164-01
Client ID: WC#1
Sample Location: BUFFALO, NY
Sample Depth:
Matrix: Soil
Percent Solids: 73%

Date Collected: 01/29/18 11:30
Date Received: 01/29/18
Field Prep: Not Specified
TCLP/SPLP Ext. Date: 01/31/18 07:23

Parameter	Result	Qualifier	Units	RL	MDL	Dilution Factor	Date Prepared	Date Analyzed	Prep Method	Analytical Method	Analyst
TCLP Metals by EPA 1311 - Mansfield Lab											
Arsenic, TCLP	ND		mg/l	1.00	0.019	1	02/02/18 12:45	02/03/18 09:14	EPA 3015	1,6010C	AB
Barium, TCLP	1.16		mg/l	0.500	0.021	1	02/02/18 12:45	02/03/18 09:14	EPA 3015	1,6010C	AB
Cadmium, TCLP	ND		mg/l	0.100	0.010	1	02/02/18 12:45	02/03/18 09:14	EPA 3015	1,6010C	AB
Chromium, TCLP	ND		mg/l	0.200	0.021	1	02/02/18 12:45	02/03/18 09:14	EPA 3015	1,6010C	AB
Lead, TCLP	1.01		mg/l	0.500	0.027	1	02/02/18 12:45	02/03/18 09:14	EPA 3015	1,6010C	AB
Mercury, TCLP	ND		mg/l	0.0010	0.0003	1	02/01/18 11:44	02/01/18 21:14	EPA 7470A	1,7470A	EA
Selenium, TCLP	ND		mg/l	0.500	0.035	1	02/02/18 12:45	02/03/18 09:14	EPA 3015	1,6010C	AB
Silver, TCLP	ND		mg/l	0.100	0.028	1	02/02/18 12:45	02/03/18 09:14	EPA 3015	1,6010C	AB

Project Name: 1111 ELMWOOD AVE.
Lab Number: L1803164
Project Number: 0369-018-001-005
Report Date: 02/05/18

SAMPLE RESULTS

Lab ID: L1803164-02
Client ID: WC#2
Sample Location: BUFFALO, NY
Sample Depth:
Matrix: Soil
Percent Solids: 72%

Date Collected: 01/29/18 11:39
Date Received: 01/29/18
Field Prep: Not Specified
TCLP/SPLP Ext. Date: 01/31/18 07:23

Parameter	Result	Qualifier	Units	RL	MDL	Dilution Factor	Date Prepared	Date Analyzed	Prep Method	Analytical Method	Analyst
TCLP Metals by EPA 1311 - Mansfield Lab											
Arsenic, TCLP	ND		mg/l	1.00	0.019	1	02/02/18 12:45	02/03/18 09:19	EPA 3015	1,6010C	AB
Barium, TCLP	0.612		mg/l	0.500	0.021	1	02/02/18 12:45	02/03/18 09:19	EPA 3015	1,6010C	AB
Cadmium, TCLP	ND		mg/l	0.100	0.010	1	02/02/18 12:45	02/03/18 09:19	EPA 3015	1,6010C	AB
Chromium, TCLP	ND		mg/l	0.200	0.021	1	02/02/18 12:45	02/03/18 09:19	EPA 3015	1,6010C	AB
Lead, TCLP	ND		mg/l	0.500	0.027	1	02/02/18 12:45	02/03/18 09:19	EPA 3015	1,6010C	AB
Mercury, TCLP	ND		mg/l	0.0010	0.0003	1	02/01/18 11:44	02/01/18 21:15	EPA 7470A	1,7470A	EA
Selenium, TCLP	ND		mg/l	0.500	0.035	1	02/02/18 12:45	02/03/18 09:19	EPA 3015	1,6010C	AB
Silver, TCLP	ND		mg/l	0.100	0.028	1	02/02/18 12:45	02/03/18 09:19	EPA 3015	1,6010C	AB

Project Name: 1111 ELMWOOD AVE.
Lab Number: L1803164
Project Number: 0369-018-001-005
Report Date: 02/05/18

SAMPLE RESULTS

Lab ID: L1803164-03
Client ID: WC#3
Sample Location: BUFFALO, NY
Sample Depth:
Matrix: Soil
Percent Solids: 82%

Date Collected: 01/29/18 11:49
Date Received: 01/29/18
Field Prep: Not Specified
TCLP/SPLP Ext. Date: 01/31/18 07:23

Parameter	Result	Qualifier	Units	RL	MDL	Dilution Factor	Date Prepared	Date Analyzed	Prep Method	Analytical Method	Analyst
TCLP Metals by EPA 1311 - Mansfield Lab											
Arsenic, TCLP	ND		mg/l	1.00	0.019	1	02/02/18 12:45	02/03/18 09:23	EPA 3015	1,6010C	AB
Barium, TCLP	0.664		mg/l	0.500	0.021	1	02/02/18 12:45	02/03/18 09:23	EPA 3015	1,6010C	AB
Cadmium, TCLP	ND		mg/l	0.100	0.010	1	02/02/18 12:45	02/03/18 09:23	EPA 3015	1,6010C	AB
Chromium, TCLP	ND		mg/l	0.200	0.021	1	02/02/18 12:45	02/03/18 09:23	EPA 3015	1,6010C	AB
Lead, TCLP	ND		mg/l	0.500	0.027	1	02/02/18 12:45	02/03/18 09:23	EPA 3015	1,6010C	AB
Mercury, TCLP	ND		mg/l	0.0010	0.0003	1	02/01/18 11:44	02/01/18 21:17	EPA 7470A	1,7470A	EA
Selenium, TCLP	ND		mg/l	0.500	0.035	1	02/02/18 12:45	02/03/18 09:23	EPA 3015	1,6010C	AB
Silver, TCLP	ND		mg/l	0.100	0.028	1	02/02/18 12:45	02/03/18 09:23	EPA 3015	1,6010C	AB

Project Name: 1111 ELMWOOD AVE.
Lab Number: L1803164
Project Number: 0369-018-001-005
Report Date: 02/05/18

SAMPLE RESULTS

Lab ID: L1803164-04
Client ID: WC#4
Sample Location: BUFFALO, NY
Sample Depth:
Matrix: Soil
Percent Solids: 76%

Date Collected: 01/29/18 11:55
Date Received: 01/29/18
Field Prep: Not Specified
TCLP/SPLP Ext. Date: 01/31/18 07:23

Parameter	Result	Qualifier	Units	RL	MDL	Dilution Factor	Date Prepared	Date Analyzed	Prep Method	Analytical Method	Analyst
TCLP Metals by EPA 1311 - Mansfield Lab											
Arsenic, TCLP	ND		mg/l	1.00	0.019	1	02/02/18 12:45	02/03/18 09:36	EPA 3015	1,6010C	AB
Barium, TCLP	0.672		mg/l	0.500	0.021	1	02/02/18 12:45	02/03/18 09:36	EPA 3015	1,6010C	AB
Cadmium, TCLP	ND		mg/l	0.100	0.010	1	02/02/18 12:45	02/03/18 09:36	EPA 3015	1,6010C	AB
Chromium, TCLP	ND		mg/l	0.200	0.021	1	02/02/18 12:45	02/03/18 09:36	EPA 3015	1,6010C	AB
Lead, TCLP	0.183	J	mg/l	0.500	0.027	1	02/02/18 12:45	02/03/18 09:36	EPA 3015	1,6010C	AB
Mercury, TCLP	ND		mg/l	0.0010	0.0003	1	02/01/18 11:44	02/01/18 21:19	EPA 7470A	1,7470A	EA
Selenium, TCLP	ND		mg/l	0.500	0.035	1	02/02/18 12:45	02/03/18 09:36	EPA 3015	1,6010C	AB
Silver, TCLP	ND		mg/l	0.100	0.028	1	02/02/18 12:45	02/03/18 09:36	EPA 3015	1,6010C	AB

Project Name: 1111 ELMWOOD AVE. **Lab Number:** L1803164

Project Number: 0369-018-001-005 **Report Date:** 02/05/18

Method Blank Analysis
Batch Quality Control

Parameter	Result	Qualifier	Units	RL	MDL	Dilution Factor	Date Prepared	Date Analyzed	Analytical Method	Analyst
TCLP Metals by EPA 1311 - Mansfield Lab for sample(s): 01-04 Batch: WG1085802-1										
Mercury, TCLP	ND		mg/l	0.0010	0.0003	1	02/01/18 11:44	02/01/18 20:53	1,7470A	EA

Prep Information

Digestion Method: EPA 7470A

TCLP/SPLP Extraction Date: 01/31/18 07:23

Parameter	Result	Qualifier	Units	RL	MDL	Dilution Factor	Date Prepared	Date Analyzed	Analytical Method	Analyst
TCLP Metals by EPA 1311 - Mansfield Lab for sample(s): 01-04 Batch: WG1086153-1										
Arsenic, TCLP	ND		mg/l	1.00	0.019	1	02/02/18 12:45	02/03/18 07:12	1,6010C	AB
Barium, TCLP	ND		mg/l	0.500	0.021	1	02/02/18 12:45	02/03/18 07:12	1,6010C	AB
Cadmium, TCLP	ND		mg/l	0.100	0.010	1	02/02/18 12:45	02/03/18 07:12	1,6010C	AB
Chromium, TCLP	ND		mg/l	0.200	0.021	1	02/02/18 12:45	02/03/18 07:12	1,6010C	AB
Lead, TCLP	ND		mg/l	0.500	0.027	1	02/02/18 12:45	02/03/18 07:12	1,6010C	AB
Selenium, TCLP	ND		mg/l	0.500	0.035	1	02/02/18 12:45	02/03/18 07:12	1,6010C	AB
Silver, TCLP	ND		mg/l	0.100	0.028	1	02/02/18 12:45	02/03/18 07:12	1,6010C	AB

Prep Information

Digestion Method: EPA 3015

TCLP/SPLP Extraction Date: 01/31/18 07:23

Lab Control Sample Analysis

Batch Quality Control

Project Name: 1111 ELMWOOD AVE.

Project Number: 0369-018-001-005

Lab Number: L1803164

Report Date: 02/05/18

Parameter	LCS %Recovery	Qual	LCSD %Recovery	Qual	%Recovery Limits	RPD	Qual	RPD Limits
TCLP Metals by EPA 1311 - Mansfield Lab Associated sample(s): 01-04 Batch: WG1085802-2								
Mercury, TCLP	98		-		80-120	-		
TCLP Metals by EPA 1311 - Mansfield Lab Associated sample(s): 01-04 Batch: WG1086153-2								
Arsenic, TCLP	102		-		75-125	-		20
Barium, TCLP	90		-		75-125	-		20
Cadmium, TCLP	99		-		75-125	-		20
Chromium, TCLP	93		-		75-125	-		20
Lead, TCLP	93		-		75-125	-		20
Selenium, TCLP	104		-		75-125	-		20
Silver, TCLP	94		-		75-125	-		20

Matrix Spike Analysis
Batch Quality Control

Project Name: 1111 ELMWOOD AVE.
Project Number: 0369-018-001-005

Lab Number: L1803164
Report Date: 02/05/18

Parameter	Native Sample	MS Added	MS Found	MS %Recovery	Qual	MSD Found	MSD %Recovery	Qual	Recovery Limits	RPD	Qual	RPD Limits
TCLP Metals by EPA 1311 - Mansfield Lab Associated sample(s): 01-04 QC Batch ID: WG1085802-3 QC Sample: L1802666-01 Client ID: MS Sample												
Mercury, TCLP	0.0006J	0.025	0.0257	103		-	-		80-120	-		20
TCLP Metals by EPA 1311 - Mansfield Lab Associated sample(s): 01-04 QC Batch ID: WG1086153-3 QC Sample: L1803152-01 Client ID: MS Sample												
Arsenic, TCLP	0.022J	1.2	1.22	102		-	-		75-125	-		20
Barium, TCLP	0.226J	20	18.2	91		-	-		75-125	-		20
Cadmium, TCLP	ND	0.51	0.500	98		-	-		75-125	-		20
Chromium, TCLP	0.086J	2	1.87	94		-	-		75-125	-		20
Lead, TCLP	ND	5.1	4.73	93		-	-		75-125	-		20
Selenium, TCLP	ND	1.2	1.25	104		-	-		75-125	-		20
Silver, TCLP	ND	0.5	0.466	93		-	-		75-125	-		20

Lab Duplicate Analysis
Batch Quality Control

Project Name: 1111 ELMWOOD AVE.
Project Number: 0369-018-001-005

Lab Number: L1803164
Report Date: 02/05/18

Parameter	Native Sample	Duplicate Sample	Units	RPD	Qual	RPD Limits
TCLP Metals by EPA 1311 - Mansfield Lab Associated sample(s): 01-04 QC Batch ID: WG1085802-4 QC Sample: L1802666-01 Client ID: DUP Sample						
Mercury, TCLP	0.0006J	0.0006J	mg/l	NC		20
TCLP Metals by EPA 1311 - Mansfield Lab Associated sample(s): 01-04 QC Batch ID: WG1086153-4 QC Sample: L1803152-01 Client ID: DUP Sample						
Arsenic, TCLP	0.022J	ND	mg/l	NC		20
Barium, TCLP	0.226J	0.228J	mg/l	NC		20
Cadmium, TCLP	ND	ND	mg/l	NC		20
Chromium, TCLP	0.086J	ND	mg/l	NC		20
Lead, TCLP	ND	ND	mg/l	NC		20
Selenium, TCLP	ND	ND	mg/l	NC		20
Silver, TCLP	ND	ND	mg/l	NC		20

INORGANICS
&
MISCELLANEOUS

Project Name: 1111 ELMWOOD AVE.
Project Number: 0369-018-001-005
Lab Number: L1803164
Report Date: 02/05/18

SAMPLE RESULTS

Lab ID: L1803164-01
Client ID: WC#1
Sample Location: BUFFALO, NY
Sample Depth:
Matrix: Soil

Date Collected: 01/29/18 11:30
Date Received: 01/29/18
Field Prep: Not Specified

Test Material Information

Source of Material:	Unknown
Description of Material:	Non-Metallic - Damp Paste
Particle Size:	Medium
Preliminary Burning Time (sec):	120

Parameter	Result	Date Analyzed	Analytical Method	Analyst
Ignitability of Solids - Westborough Lab				
Ignitability	NI	01/30/18 09:41	1,1030	JG

Project Name: 1111 ELMWOOD AVE.
Project Number: 0369-018-001-005
Lab Number: L1803164
Report Date: 02/05/18

SAMPLE RESULTS

Lab ID: L1803164-02
Client ID: WC#2
Sample Location: BUFFALO, NY
Sample Depth:
Matrix: Soil

Date Collected: 01/29/18 11:39
Date Received: 01/29/18
Field Prep: Not Specified

Test Material Information

Source of Material:	Unknown
Description of Material:	Non-Metallic - Damp Paste
Particle Size:	Medium
Preliminary Burning Time (sec):	120

Parameter	Result	Date Analyzed	Analytical Method	Analyst
Ignitability of Solids - Westborough Lab				
Ignitability	NI	01/30/18 09:41	1,1030	JG

Project Name: 1111 ELMWOOD AVE.
Project Number: 0369-018-001-005
Lab Number: L1803164
Report Date: 02/05/18

SAMPLE RESULTS

Lab ID: L1803164-03
Client ID: WC#3
Sample Location: BUFFALO, NY
Sample Depth:
Matrix: Soil

Date Collected: 01/29/18 11:49
Date Received: 01/29/18
Field Prep: Not Specified

Test Material Information

Source of Material:	Unknown
Description of Material:	Non-Metallic - Damp Paste
Particle Size:	Medium
Preliminary Burning Time (sec):	120

Parameter	Result	Date Analyzed	Analytical Method	Analyst
Ignitability of Solids - Westborough Lab				
Ignitability	NI	01/30/18 09:41	1,1030	JG

Project Name: 1111 ELMWOOD AVE.
Project Number: 0369-018-001-005
Lab Number: L1803164
Report Date: 02/05/18

SAMPLE RESULTS

Lab ID: L1803164-04
Client ID: WC#4
Sample Location: BUFFALO, NY
Sample Depth:
Matrix: Soil

Date Collected: 01/29/18 11:55
Date Received: 01/29/18
Field Prep: Not Specified

Test Material Information

Source of Material:	Unknown
Description of Material:	Non-Metallic - Damp Paste
Particle Size:	Medium
Preliminary Burning Time (sec):	120

Parameter	Result	Date Analyzed	Analytical Method	Analyst
Ignitability of Solids - Westborough Lab				
Ignitability	NI	01/30/18 09:41	1,1030	JG

Project Name: 1111 ELMWOOD AVE.
Project Number: 0369-018-001-005
Lab Number: L1803164
Report Date: 02/05/18

SAMPLE RESULTS

Lab ID: L1803164-01
Client ID: WC#1
Sample Location: BUFFALO, NY
Sample Depth:
Matrix: Soil

Date Collected: 01/29/18 11:30
Date Received: 01/29/18
Field Prep: Not Specified

Parameter	Result	Qualifier	Units	RL	MDL	Dilution Factor	Date Prepared	Date Analyzed	Analytical Method	Analyst
General Chemistry - Westborough Lab										
Solids, Total	72.5		%	0.100	NA	1	-	01/31/18 13:48	121,2540G	RI
Cyanide, Total	ND		mg/kg	1.4	0.29	1	01/30/18 07:15	01/30/18 11:01	1,9010C/9012B	LH
pH (H)	8.3		SU	-	NA	1	-	01/30/18 04:53	1,9045D	UN
Cyanide, Reactive	ND		mg/kg	10	10.	1	01/30/18 20:45	01/30/18 22:40	125,7.3	TL
Sulfide, Reactive	ND		mg/kg	10	10.	1	01/30/18 20:45	01/30/18 22:30	125,7.3	TL

Project Name: 1111 ELMWOOD AVE.
Project Number: 0369-018-001-005
Lab Number: L1803164
Report Date: 02/05/18

SAMPLE RESULTS

Lab ID: L1803164-02
Client ID: WC#2
Sample Location: BUFFALO, NY
Sample Depth:
Matrix: Soil

Date Collected: 01/29/18 11:39
Date Received: 01/29/18
Field Prep: Not Specified

Parameter	Result	Qualifier	Units	RL	MDL	Dilution Factor	Date Prepared	Date Analyzed	Analytical Method	Analyst
General Chemistry - Westborough Lab										
Solids, Total	72.4		%	0.100	NA	1	-	01/31/18 13:48	121,2540G	RI
Cyanide, Total	ND		mg/kg	1.3	0.27	1	01/30/18 07:15	01/30/18 11:02	1,9010C/9012B	LH
pH (H)	8.3		SU	-	NA	1	-	01/30/18 04:53	1,9045D	UN
Cyanide, Reactive	ND		mg/kg	10	10.	1	01/30/18 20:45	01/30/18 22:40	125,7.3	TL
Sulfide, Reactive	ND		mg/kg	10	10.	1	01/30/18 20:45	01/30/18 22:30	125,7.3	TL

Project Name: 1111 ELMWOOD AVE.
Project Number: 0369-018-001-005
Lab Number: L1803164
Report Date: 02/05/18

SAMPLE RESULTS

Lab ID: L1803164-03
Client ID: WC#3
Sample Location: BUFFALO, NY
Sample Depth:
Matrix: Soil

Date Collected: 01/29/18 11:49
Date Received: 01/29/18
Field Prep: Not Specified

Parameter	Result	Qualifier	Units	RL	MDL	Dilution Factor	Date Prepared	Date Analyzed	Analytical Method	Analyst
General Chemistry - Westborough Lab										
Solids, Total	81.9		%	0.100	NA	1	-	01/31/18 13:48	121,2540G	RI
Cyanide, Total	ND		mg/kg	1.1	0.24	1	01/30/18 07:15	01/30/18 11:03	1,9010C/9012B	LH
pH (H)	8.2		SU	-	NA	1	-	01/30/18 04:53	1,9045D	UN
Cyanide, Reactive	ND		mg/kg	10	10.	1	01/30/18 20:45	01/30/18 22:41	125,7.3	TL
Sulfide, Reactive	ND		mg/kg	10	10.	1	01/30/18 20:45	01/30/18 22:31	125,7.3	TL

Project Name: 1111 ELMWOOD AVE.
Project Number: 0369-018-001-005

Lab Number: L1803164
Report Date: 02/05/18

SAMPLE RESULTS

Lab ID: L1803164-04
Client ID: WC#4
Sample Location: BUFFALO, NY
Sample Depth:
Matrix: Soil

Date Collected: 01/29/18 11:55
Date Received: 01/29/18
Field Prep: Not Specified

Parameter	Result	Qualifier	Units	RL	MDL	Dilution Factor	Date Prepared	Date Analyzed	Analytical Method	Analyst
General Chemistry - Westborough Lab										
Solids, Total	76.0		%	0.100	NA	1	-	01/31/18 13:48	121,2540G	RI
Cyanide, Total	ND		mg/kg	1.2	0.25	1	01/30/18 07:15	01/30/18 11:06	1,9010C/9012B	LH
pH (H)	7.9		SU	-	NA	1	-	01/30/18 04:53	1,9045D	UN
Cyanide, Reactive	ND		mg/kg	10	10.	1	01/30/18 20:45	01/30/18 22:42	125,7.3	TL
Sulfide, Reactive	ND		mg/kg	10	10.	1	01/30/18 20:45	01/30/18 22:31	125,7.3	TL

Project Name: 1111 ELMWOOD AVE.
Project Number: 0369-018-001-005
Lab Number: L1803164
Report Date: 02/05/18

Method Blank Analysis
Batch Quality Control

Parameter	Result	Qualifier	Units	RL	MDL	Dilution Factor	Date Prepared	Date Analyzed	Analytical Method	Analyst
General Chemistry - Westborough Lab for sample(s): 01-04 Batch: WG1084902-1										
Cyanide, Total	ND		mg/kg	0.92	0.20	1	01/30/18 01:40	01/30/18 10:09	1,9010C/9012B	LH
General Chemistry - Westborough Lab for sample(s): 01-04 Batch: WG1085196-1										
Sulfide, Reactive	ND		mg/kg	10	10.	1	01/30/18 20:45	01/30/18 22:29	125,7.3	TL
General Chemistry - Westborough Lab for sample(s): 01-04 Batch: WG1085197-1										
Cyanide, Reactive	ND		mg/kg	10	10.	1	01/30/18 20:45	01/30/18 22:38	125,7.3	TL

Lab Control Sample Analysis

Batch Quality Control

Project Name: 1111 ELMWOOD AVE.

Project Number: 0369-018-001-005

Lab Number: L1803164

Report Date: 02/05/18

Parameter	LCS %Recovery	Qual	LCSD %Recovery	Qual	%Recovery Limits	RPD	Qual	RPD Limits
General Chemistry - Westborough Lab Associated sample(s): 01-04 Batch: WG1084902-2 WG1084902-3								
Cyanide, Total	**72**	Q	**59**	Q	80-120	33		35
General Chemistry - Westborough Lab Associated sample(s): 01-04 Batch: WG1084934-1								
pH	100		-		99-101	-		
General Chemistry - Westborough Lab Associated sample(s): 01-04 Batch: WG1085196-2								
Sulfide, Reactive	94		-		60-125	-		40
General Chemistry - Westborough Lab Associated sample(s): 01-04 Batch: WG1085197-2								
Cyanide, Reactive	89		-		30-125	-		40

Matrix Spike Analysis
Batch Quality Control

Project Name: 1111 ELMWOOD AVE.
Project Number: 0369-018-001-005

Lab Number: L1803164
Report Date: 02/05/18

Parameter	Native Sample	MS Added	MS Found	MS %Recovery	Qual	MSD Found	MSD %Recovery	Qual	Recovery Limits	RPD	Qual	RPD Limits
General Chemistry - Westborough Lab Associated sample(s): 01-04 QC Batch ID: WG1084902-4 WG1084902-5 QC Sample: L1803010-07 Client ID: MS Sample												
Cyanide, Total	ND	12	10	86		10	83		75-125	0		35

Lab Duplicate Analysis
Batch Quality Control

Project Name: 1111 ELMWOOD AVE.
Project Number: 0369-018-001-005

Lab Number: L1803164
Report Date: 02/05/18

Parameter	Native Sample	Duplicate Sample	Units	RPD	Qual	RPD Limits
General Chemistry - Westborough Lab Associated sample(s): 01-04 QC Batch ID: WG1084934-2 QC Sample: L1803186-01 Client ID: DUP Sample						
pH	7.7	7.9	SU	3		5
General Chemistry - Westborough Lab Associated sample(s): 01-04 QC Batch ID: WG1085196-3 QC Sample: L1803164-04 Client ID: WC#4						
Sulfide, Reactive	ND	ND	mg/kg	NC		40
General Chemistry - Westborough Lab Associated sample(s): 01-04 QC Batch ID: WG1085197-3 QC Sample: L1803164-04 Client ID: WC#4						
Cyanide, Reactive	ND	ND	mg/kg	NC		40
General Chemistry - Westborough Lab Associated sample(s): 01-04 QC Batch ID: WG1085402-1 QC Sample: L1803175-12 Client ID: DUP Sample						
Solids, Total	95.7	95.5	%	0		20

Project Name: 1111 ELMWOOD AVE.
Project Number: 0369-018-001-005

Lab Number: L1803164
Report Date: 02/05/18

Sample Receipt and Container Information

Were project specific reporting limits specified? YES

Cooler Information

Cooler	Custody Seal
A	Absent

Container Information

Container ID	Container Type	Cooler	Initial pH	Final pH	Temp deg C	Pres	Seal	Frozen Date/Time	Analysis(*)
L1803164-01A	Glass 120ml/4oz unpreserved	A	NA		3.7	Y	Absent		TCLP-EXT-ZHE(14)
L1803164-01B	Glass 500ml/16oz unpreserved	A	NA		3.7	Y	Absent		IGNIT-1030(14),REACTS(14),TCN-9010(14),HERB-APA(14),TS(7),PH-9045(1),NYTCL-8081(14),NYTCL-8082(14),REACTCN(14),TPH-DRO-D(14)
L1803164-01W	Amber 1000ml unpreserved Extracts	A	NA		3.7	Y	Absent		TCLP-8270(14)
L1803164-01X	Plastic 120ml HNO3 preserved Extracts	A	NA		3.7	Y	Absent		CD-CI(180),AS-CI(180),BA-CI(180),HG-C(28),PB-CI(180),CR-CI(180),SE-CI(180),AG-CI(180)
L1803164-01Y	Vial unpreserved Extracts	A	NA		3.7	Y	Absent		TCLP-VOA(14)
L1803164-01Z	Vial unpreserved Extracts	A	NA		3.7	Y	Absent		TCLP-VOA(14)
L1803164-02A	Glass 120ml/4oz unpreserved	A	NA		3.7	Y	Absent		TCLP-EXT-ZHE(14)
L1803164-02B	Glass 500ml/16oz unpreserved	A	NA		3.7	Y	Absent		IGNIT-1030(14),REACTS(14),TCN-9010(14),HERB-APA(14),TS(7),PH-9045(1),NYTCL-8081(14),NYTCL-8082(14),REACTCN(14),TPH-DRO-D(14)
L1803164-02W	Amber 1000ml unpreserved Extracts	A	NA		3.7	Y	Absent		TCLP-8270(14)
L1803164-02X	Plastic 120ml HNO3 preserved Extracts	A	NA		3.7	Y	Absent		CD-CI(180),AS-CI(180),BA-CI(180),HG-C(28),PB-CI(180),CR-CI(180),SE-CI(180),AG-CI(180)
L1803164-02Y	Vial unpreserved Extracts	A	NA		3.7	Y	Absent		TCLP-VOA(14)
L1803164-02Y1	Vial unpreserved Extracts	A	NA		3.7	Y	Absent		TCLP-VOA(14)
L1803164-02Z	Vial unpreserved Extracts	A	NA		3.7	Y	Absent		TCLP-VOA(14)
L1803164-02Z1	Vial unpreserved Extracts	A	NA		3.7	Y	Absent		TCLP-VOA(14)
L1803164-03A	Glass 120ml/4oz unpreserved	A	NA		3.7	Y	Absent		TCLP-EXT-ZHE(14)
L1803164-03B	Glass 500ml/16oz unpreserved	A	NA		3.7	Y	Absent		IGNIT-1030(14),REACTS(14),TCN-9010(14),HERB-APA(14),TS(7),PH-9045(1),NYTCL-8081(14),NYTCL-8082(14),REACTCN(14),TPH-DRO-D(14)
L1803164-03W	Amber 1000ml unpreserved Extracts	A	NA		3.7	Y	Absent		TCLP-8270(14)

*Values in parentheses indicate holding time in days

Project Name: 1111 ELMWOOD AVE.
Project Number: 0369-018-001-005

Lab Number: L1803164
Report Date: 02/05/18

Container Information

Container ID	Container Type	Cooler	Initial pH	Final pH	Temp deg C	Pres	Seal	Frozen Date/Time	Analysis(*)
L1803164-03X	Plastic 120ml HNO3 preserved Extracts	A	NA		3.7	Y	Absent		CD-CI(180),AS-CI(180),BA-CI(180),HG-C(28),PB-CI(180),CR-CI(180),SE-CI(180),AG-CI(180)
L1803164-03Y	Vial unpreserved Extracts	A	NA		3.7	Y	Absent		TCLP-VOA(14)
L1803164-03Y1	Vial unpreserved Extracts	A	NA		3.7	Y	Absent		TCLP-VOA(14)
L1803164-03Z	Vial unpreserved Extracts	A	NA		3.7	Y	Absent		TCLP-VOA(14)
L1803164-03Z1	Vial unpreserved Extracts	A	NA		3.7	Y	Absent		TCLP-VOA(14)
L1803164-04A	Glass 120ml/4oz unpreserved	A	NA		3.7	Y	Absent		TCLP-EXT-ZHE(14)
L1803164-04B	Glass 500ml/16oz unpreserved	A	NA		3.7	Y	Absent		IGNIT-1030(14),REACTS(14),TCN-9010(14),HERB-APA(14),TS(7),PH-9045(1),NYTCL-8081(14),NYTCL-8082(14),REACTCN(14),TPH-DRO-D(14)
L1803164-04W	Amber 1000ml unpreserved Extracts	A	NA		3.7	Y	Absent		TCLP-8270(14)
L1803164-04X	Plastic 120ml HNO3 preserved Extracts	A	NA		3.7	Y	Absent		CD-CI(180),AS-CI(180),BA-CI(180),HG-C(28),PB-CI(180),CR-CI(180),SE-CI(180),AG-CI(180)
L1803164-04Y	Vial unpreserved Extracts	A	NA		3.7	Y	Absent		TCLP-VOA(14)
L1803164-04Z	Vial unpreserved Extracts	A	NA		3.7	Y	Absent		TCLP-VOA(14)

*Values in parentheses indicate holding time in days

Project Name:	1111 ELMWOOD AVE.	**Lab Number:**	L1803164
Project Number:	0369-018-001-005	**Report Date:**	02/05/18

GLOSSARY

Acronyms

EDL	- Estimated Detection Limit: This value represents the level to which target analyte concentrations are reported as estimated values, when those target analyte concentrations are quantified below the reporting limit (RL). The EDL includes any adjustments from dilutions, concentrations or moisture content, where applicable. The use of EDLs is specific to the analysis of PAHs using Solid-Phase Microextraction (SPME).
EPA	- Environmental Protection Agency.
LCS	- Laboratory Control Sample: A sample matrix, free from the analytes of interest, spiked with verified known amounts of analytes or a material containing known and verified amounts of analytes.
LCSD	- Laboratory Control Sample Duplicate: Refer to LCS.
LFB	- Laboratory Fortified Blank: A sample matrix, free from the analytes of interest, spiked with verified known amounts of analytes or a material containing known and verified amounts of analytes.
MDL	- Method Detection Limit: This value represents the level to which target analyte concentrations are reported as estimated values, when those target analyte concentrations are quantified below the reporting limit (RL). The MDL includes any adjustments from dilutions, concentrations or moisture content, where applicable.
MS	- Matrix Spike Sample: A sample prepared by adding a known mass of target analyte to a specified amount of matrix sample for which an independent estimate of target analyte concentration is available.
MSD	- Matrix Spike Sample Duplicate: Refer to MS.
NA	- Not Applicable.
NC	- Not Calculated: Term is utilized when one or more of the results utilized in the calculation are non-detect at the parameter's reporting unit.
NDPA/DPA	- N-Nitrosodiphenylamine/Diphenylamine.
NI	- Not Ignitable.
NP	- Non-Plastic: Term is utilized for the analysis of Atterberg Limits in soil.
RL	- Reporting Limit: The value at which an instrument can accurately measure an analyte at a specific concentration. The RL includes any adjustments from dilutions, concentrations or moisture content, where applicable.
RPD	- Relative Percent Difference: The results from matrix and/or matrix spike duplicates are primarily designed to assess the precision of analytical results in a given matrix and are expressed as relative percent difference (RPD). Values which are less than five times the reporting limit for any individual parameter are evaluated by utilizing the absolute difference between the values; although the RPD value will be provided in the report.
SRM	- Standard Reference Material: A reference sample of a known or certified value that is of the same or similar matrix as the associated field samples.
STLP	- Semi-dynamic Tank Leaching Procedure per EPA Method 1315.
TIC	- Tentatively Identified Compound: A compound that has been identified to be present and is not part of the target compound list (TCL) for the method and/or program. All TICs are qualitatively identified and reported as estimated concentrations.

Footnotes

1	- The reference for this analyte should be considered modified since this analyte is absent from the target analyte list of the original method.

Terms

Analytical Method: Both the document from which the method originates and the analytical reference method. (Example: EPA 8260B is shown as 1,8260B.) The codes for the reference method documents are provided in the References section of the Addendum.

Final pH: As it pertains to Sample Receipt & Container Information section of the report, Final pH reflects pH of container determined after adjustment at the laboratory, if applicable. If no adjustment required, value reflects Initial pH.

Frozen Date/Time: With respect to Volatile Organics in soil, Frozen Date/Time reflects the date/time at which associated Reagent Water-preserved vials were initially frozen. Note: If frozen date/time is beyond 48 hours from sample collection, value will be reflected in 'bold'.

Initial pH: As it pertains to Sample Receipt & Container Information section of the report, Initial pH reflects pH of container determined upon receipt, if applicable.

Total: With respect to Organic analyses, a 'Total' result is defined as the summation of results for individual isomers or Aroclors. If a 'Total' result is requested, the results of its individual components will also be reported. This is applicable to 'Total' results for methods 8260, 8081 and 8082.

Data Qualifiers

A	- Spectra identified as "Aldol Condensation Product".
B	- The analyte was detected above the reporting limit in the associated method blank. Flag only applies to associated field samples that have detectable concentrations of the analyte at less than ten times (10x) the concentration found in the blank. For MCP-related

Report Format: DU Report with 'J' Qualifiers

Project Name:	1111 ELMWOOD AVE.	**Lab Number:**	L1803164
Project Number:	0369-018-001-005	**Report Date:**	02/05/18

Data Qualifiers

projects, flag only applies to associated field samples that have detectable concentrations of the analyte at less than ten times (10x) the concentration found in the blank. For DOD-related projects, flag only applies to associated field samples that have detectable concentrations of the analyte at less than ten times (10x) the concentration found in the blank AND the analyte was detected above one-half the reporting limit (or above the reporting limit for common lab contaminants) in the associated method blank. For NJ-Air-related projects, flag only applies to associated field samples that have detectable concentrations of the analyte above the reporting limit. For NJ-related projects (excluding Air), flag only applies to associated field samples that have detectable concentrations of the analyte, which was detected above the reporting limit in the associated method blank or above five times the reporting limit for common lab contaminants (Phthalates, Acetone, Methylene Chloride, 2-Butanone).

C - Co-elution: The target analyte co-elutes with a known lab standard (i.e. surrogate, internal standards, etc.) for co-extracted analyses.

D - Concentration of analyte was quantified from diluted analysis. Flag only applies to field samples that have detectable concentrations of the analyte.

E - Concentration of analyte exceeds the range of the calibration curve and/or linear range of the instrument.

G - The concentration may be biased high due to matrix interferences (i.e, co-elution) with non-target compound(s). The result should be considered estimated.

H - The analysis of pH was performed beyond the regulatory-required holding time of 15 minutes from the time of sample collection.

I - The lower value for the two columns has been reported due to obvious interference.

M - Reporting Limit (RL) exceeds the MCP CAM Reporting Limit for this analyte.

NJ - Presumptive evidence of compound. This represents an estimated concentration for Tentatively Identified Compounds (TICs), where the identification is based on a mass spectral library search.

P - The RPD between the results for the two columns exceeds the method-specified criteria.

Q - The quality control sample exceeds the associated acceptance criteria. For DOD-related projects, LCS and/or Continuing Calibration Standard exceedences are also qualified on all associated sample results. Note: This flag is not applicable for matrix spike recoveries when the sample concentration is greater than 4x the spike added or for batch duplicate RPD when the sample concentrations are less than 5x the RL. (Metals only.)

R - Analytical results are from sample re-analysis.

RE - Analytical results are from sample re-extraction.

S - Analytical results are from modified screening analysis.

J - Estimated value. The Target analyte concentration is below the quantitation limit (RL), but above the Method Detection Limit (MDL) or Estimated Detection Limit (EDL) for SPME-related analyses. This represents an estimated concentration for Tentatively Identified Compounds (TICs).

ND - Not detected at the method detection limit (MDL) for the sample, or estimated detection limit (EDL) for SPME-related analyses.

Report Format: DU Report with 'J' Qualifiers

Project Name:	1111 ELMWOOD AVE.	**Lab Number:**	L1803164
Project Number:	0369-018-001-005	**Report Date:**	02/05/18

REFERENCES

1 Test Methods for Evaluating Solid Waste: Physical/Chemical Methods. EPA SW-846. Third Edition. Updates I - IV, 2007.

121 Standard Methods for the Examination of Water and Wastewater. APHA-AWWA-WEF. Standard Methods Online.

125 Test Methods for Evaluating Solid Waste: Physical/Chemical Methods. EPA SW-846. Third Edition. Updates IIIA, April 1998.

LIMITATION OF LIABILITIES

Alpha Analytical performs services with reasonable care and diligence normal to the analytical testing laboratory industry. In the event of an error, the sole and exclusive responsibility of Alpha Analytical shall be to re-perform the work at it's own expense. In no event shall Alpha Analytical be held liable for any incidental, consequential or special damages, including but not limited to, damages in any way connected with the use of, interpretation of, information or analysis provided by Alpha Analytical.

We strongly urge our clients to comply with EPA protocol regarding sample volume, preservation, cooling, containers, sampling procedures, holding time and splitting of samples in the field.

Certification Information

The following analytes are not included in our Primary NELAP Scope of Accreditation:

Westborough Facility
EPA 624: m/p-xylene, o-xylene
EPA 8260C: NPW: 1,2,4,5-Tetramethylbenzene; 4-Ethyltoluene, Azobenzene; SCM: Iodomethane (methyl iodide), Methyl methacrylate, 1,2,4,5-Tetramethylbenzene; 4-Ethyltoluene.
EPA 8270D: NPW: Dimethylnaphthalene,1,4-Diphenylhydrazine; SCM: Dimethylnaphthalene,1,4-Diphenylhydrazine.
EPA 300: DW: Bromide
EPA 6860: SCM: Perchlorate
EPA 9010: NPW and SCM: Amenable Cyanide Distillation
SM4500: NPW: Amenable Cyanide, Dissolved Oxygen; SCM: Total Phosphorus, TKN, NO2, NO3.

Mansfield Facility
SM 2540D: TSS
EPA 8082A: NPW: PCB: 1, 5, 31, 87,101, 110, 141, 151, 153, 180, 183, 187.
EPA TO-15: Halothane, 2,4,4-Trimethyl-2-pentene, 2,4,4-Trimethyl-1-pentene, Thiophene, 2-Methylthiophene, 3-Methylthiophene, 2-Ethylthiophene, 1,2,3-Trimethylbenzene, Indan, Indene, 1,2,4,5-Tetramethylbenzene, Benzothiophene, 1-Methylnaphthalene.
Biological Tissue Matrix: EPA 3050B

The following analytes are included in our Massachusetts DEP Scope of Accreditation

Westborough Facility:

Drinking Water
EPA 300.0: Chloride, Nitrate-N, Fluoride, Sulfate; **EPA 353.2**: Nitrate-N, Nitrite-N; **SM4500NO3-F**: Nitrate-N, Nitrite-N; **SM4500F-C, SM4500CN-CE, EPA 180.1, SM2130B, SM4500CI-D, SM2320B, SM2540C, SM4500H-B**
EPA 332: Perchlorate; **EPA 524.2:** THMs and VOCs; **EPA 504.1:** EDB, DBCP.
Microbiology: **SM9215B; SM9223-P/A, SM9223B-Colilert-QT,SM9222D**.

Non-Potable Water
SM4500H,B, EPA 120.1, SM2510B, SM2540C, SM2320B, SM4500CL-E, SM4500F-BC, SM4500NH3-BH: Ammonia-N and Kjeldahl-N, **EPA 350.1**: Ammonia-N, **LACHAT 10-107-06-1-B**: Ammonia-N, **EPA 351.1, SM4500NO3-F, EPA 353.2**: Nitrate-N**, EPA 351.1, SM4500P-E, SM4500P-B, E, SM4500SO4-E, SM5220D, EPA 410.4, SM5210B, SM5310C, SM4500CL-D, EPA 1664, EPA 420.1, SM4500-CN-CE, SM2540D.**
EPA 624: Volatile Halocarbons & Aromatics,
EPA 608: Chlordane, Toxaphene, Aldrin, alpha-BHC, beta-BHC, gamma-BHC, delta-BHC, Dieldrin, DDD, DDE, DDT, Endosulfan I, Endosulfan II, Endosulfan sulfate, Endrin, Endrin Aldehyde, Heptachlor, Heptachlor Epoxide, PCBs
EPA 625: SVOC (Acid/Base/Neutral Extractables), **EPA 600/4-81-045**: PCB-Oil.
Microbiology: **SM9223B-Colilert-QT; Enterolert-QT, SM9221E, SM9222D.**

Mansfield Facility:

Drinking Water
EPA 200.7: Al, Ba, Be, Cd, Cr, Cu, Mn, Ni, Na, Ag, Ca, Zn. **EPA 200.8:** Al, Sb, As, Ba, Be, Cd, Cr, Cu, Pb, Mn, Ni, Se, Ag, TL, Zn. **EPA 245.1** Hg.
EPA 522.

Non-Potable Water
EPA 200.7: Al, Sb, As, Be, Cd, Ca, Cr, Co, Cu, Fe, Pb, Mg, Mn, Mo, Ni, K, Se, Ag, Na, Sr, TL, Ti, V, Zn.
EPA 200.8: Al, Sb, As, Be, Cd, Cr, Cu, Pb, Mn, Ni, Se, Ag, TL, Zn.
EPA 245.1 Hg.
SM2340B

For a complete listing of analytes and methods, please contact your Alpha Project Manager.

ALPHA

NEW YORK CHAIN OF CUSTODY

Westborough, MA 01581
8 Walkup Dr.
TEL: 508-898-9220
FAX: 508-898-9193

Mansfield, MA 02048
320 Forbes Blvd
TEL: 508-822-9300
FAX: 508-822-3288

Service Centers
Mahwah, NJ 07430: 35 Whitney Rd, Suite 5
Albany, NY 12205: 14 Walker Way
Tonawanda, NY 14150: 275 Cooper Ave, Suite 105

Page 1 of 1

Date Rec'd in Lab: 1/30/18

ALPHA Job #: L1803164

Client Information
Client: Benchmark Eng
Address: 2558 Hamburg Turnpike
Lackawanna NY 14218, Suite 2
Phone: 716-818-8358
Fax: 716-856-0583
Email: TBehrenLHO Twaky.com

Project Information
Project Name: 1111 Elmwood Ave
Project Location: Buffalo NY
Project # 0369-018-001-002
(Use Project name as Project #) ☒
Project Manager: Chris Bo...
ALPHAQuote #:

Turn-Around Time
Standard ☒ Due Date:
Rush (only if pre approved) ☐ # of Days:

Deliverables
☐ ASP-A ☐ ASP-B
☐ EQuIS (1 File) ☐ EQuIS (4 File)
☐ Other

Regulatory Requirement
☐ NY TOGS ☐ NY Part 375
☐ AWQ Standards ☐ NY CP-51
☐ NY Restricted Use ☐ Other
☐ NY Unrestricted Use
☐ NYC Sewer Discharge

Billing Information
☐ Same as Client Info
PO #

Disposal Site Information
Please identify below location of applicable disposal facilities.
Disposal Facility:
☐ NJ ☐ NY
☐ Other:

These samples have been previously analyzed by Alpha ☐

Other project specific requirements/comments:

Please specify Metals or TAL.

ANALYSIS

Sample Filtration
☐ Done
☐ Lab to do
Preservation
☐ Lab to do
(Please Specify below)

ALPHA Lab ID (Lab Use Only)	Sample ID	Collection Date	Collection Time	Sample Matrix	Sampler's Initials	TCLP VOC	TCLP METALS (RCRA)	TCLP SVOC	PCBs, Ph	Pest/herb	Ignitability TPH	T.CN, Reactive CN	Reactive Sulfide	Sample Specific Comments	Total Bottles
03164-01	WC#1	1/29/18	1130	Soil	TAB	X	X	X	X	X	X	X	X		2
-02	WC#2	↓	1139	↓	↓	X	X	X	X	X	X	X	X		2
-03	WC#3	↓	1149	↓	↓	X	X	X	X	X	X	X	X		2
-04	WC#4	↓	1155	↓	↓	X	X	X	X	X	X	X	X		2

Preservative Code:
A = None
B = HCl
C = HNO_3
D = H_2SO_4
E = NaOH
F = MeOH
G = $NaHSO_4$
H = $Na_2S_2O_3$
K/E = Zn Ac/NaOH
O = Other

Container Code
P = Plastic
A = Amber Glass
V = Vial
G = Glass
B = Bacteria Cup
C = Cube
O = Other
E = Encore
D = BOD Bottle

Westboro: Certification No: MA935
Mansfield: Certification No: MA015

Container Type	A	A	A	A	A	A	A	A
Preservative	A	A	A	A	A	A	A	A

Relinquished By:	Date/Time	Received By:	Date/Time
[signature]	1/29/18 16:10	JM AC AAC	1/29/18 16:10
JM AC AAC	1/29/18 16:10	[signature]	1/30/18 0015

Please print clearly, legibly and completely. Samples can not be logged in and turnaround time clock will not start until any ambiguities are resolved. BY EXECUTING THIS COC, THE CLIENT HAS READ AND AGREES TO BE BOUND BY ALPHA'S TERMS & CONDITIONS. (See reverse side.)

Form No: 01-25 HC (rev. 30-Sept-2013)

ANALYTICAL REPORT

Lab Number:	L1809132
Client:	Benchmark & Turnkey Companies 2558 Hamburg Turnpike Suite 300 Buffalo, NY 14218
ATTN:	Chris Boron
Phone:	(716) 856-0599
Project Name:	1111 ELMWOOD AVE.
Project Number:	B0369-018-001-004
Report Date:	03/21/18

The original project report/data package is held by Alpha Analytical. This report/data package is paginated and should be reproduced only in its entirety. Alpha Analytical holds no responsibility for results and/or data that are not consistent with the original.

Certifications & Approvals: MA (M-MA086), NH NELAP (2064), NJ NELAP (MA935), CT (PH-0574), IL (200077), ME (MA00086), MD (348), NY (11148), NC (25700/666), PA (68-03671), RI (LAO00065), TX (T104704476), VT (VT-0935), VA (460195), USDA (Permit #P330-14-00197).

Eight Walkup Drive, Westborough, MA 01581-1019
508-898-9220 (Fax) 508-898-9193 800-624-9220 - www.alphalab.com

Project Name: 1111 ELMWOOD AVE.
Project Number: B0369-018-001-004

Lab Number: L1809132
Report Date: 03/21/18

Alpha Sample ID	Client ID	Matrix	Sample Location	Collection Date/Time	Receive Date
L1809132-01	WC#5	SOIL	BUFFALO	03/16/18 14:10	03/16/18
L1809132-02	WC#6	SOIL	BUFFALO	03/16/18 14:20	03/16/18

Project Name:	1111 ELMWOOD AVE.	**Lab Number:**	L1809132
Project Number:	B0369-018-001-004	**Report Date:**	03/21/18

Case Narrative

The samples were received in accordance with the Chain of Custody and no significant deviations were encountered during the preparation or analysis unless otherwise noted. Sample Receipt, Container Information, and the Chain of Custody are located at the back of the report.

Results contained within this report relate only to the samples submitted under this Alpha Lab Number and meet NELAP requirements for all NELAP accredited parameters unless otherwise noted in the following narrative. The data presented in this report is organized by parameter (i.e. VOC, SVOC, etc.). Sample specific Quality Control data (i.e. Surrogate Spike Recovery) is reported at the end of the target analyte list for each individual sample, followed by the Laboratory Batch Quality Control at the end of each parameter. Tentatively Identified Compounds (TICs), if requested, are reported for compounds identified to be present and are not part of the method/program Target Compound List, even if only a subset of the TCL are being reported. If a sample was re-analyzed or re-extracted due to a required quality control corrective action and if both sets of data are reported, the Laboratory ID of the re-analysis or re-extraction is designated with an "R" or "RE", respectively. When multiple Batch Quality Control elements are reported (e.g. more than one LCS), the associated samples for each element are noted in the grey shaded header line of each data table. Any Laboratory Batch, Sample Specific % recovery or RPD value that is outside the listed Acceptance Criteria is bolded in the report. All specific QC information is also incorporated in the Data Usability format of our Data Merger tool where it can be reviewed along with any associated usability implications. Soil/sediments, solids and tissues are reported on a dry weight basis unless otherwise noted. Definitions of all data qualifiers and acronyms used in this report are provided in the Glossary located at the back of the report.

In reference to questions H (CAM) or 4 (RCP) when "NO" is checked, the performance criteria for CAM and RCP methods allow for some quality control failures to occur and still be within method compliance. In these instances the specific failure is not narrated but noted in the associated QC table. The information is also incorporated in the Data Usability format of our Data Merger tool where it can be reviewed along with any associated usability implications.

Please see the associated ADEx data file for a comparison of laboratory reporting limits that were achieved with the regulatory Numerical Standards requested on the Chain of Custody.

HOLD POLICY
For samples submitted on hold, Alpha's policy is to hold samples (with the exception of Air canisters) free of charge for 21 calendar days from the date the project is completed. After 21 calendar days, we will dispose of all samples submitted including those put on hold unless you have contacted your Client Service Representative and made arrangements for Alpha to continue to hold the samples. Air canisters will be disposed after 3 business days from the date the project is completed.

Please contact Client Services at 800-624-9220 with any questions.

Project Name:	1111 ELMWOOD AVE.	**Lab Number:**	L1809132
Project Number:	B0369-018-001-004	**Report Date:**	03/21/18

Case Narrative (continued)

Report Submission

All non-detect (ND) or estimated concentrations (J-qualified) have been quantitated to the limit noted in the MDL column.

Cyanide, Total

The WG1098751-2/-3 LCS/LCSD recoveries (53%/53%), associated with L1809132-01 and -02, are outside our in-house acceptance criteria, but within the vendor-certified acceptance limits. The results of the original analyses are reported.

I, the undersigned, attest under the pains and penalties of perjury that, to the best of my knowledge and belief and based upon my personal inquiry of those responsible for providing the information contained in this analytical report, such information is accurate and complete. This certificate of analysis is not complete unless this page accompanies any and all pages of this report.

Authorized Signature: Kelly Stenstrom

Title: Technical Director/Representative Date: 03/21/18

ORGANICS

VOLATILES

Project Name: 1111 ELMWOOD AVE. **Lab Number:** L1809132

Project Number: B0369-018-001-004 **Report Date:** 03/21/18

SAMPLE RESULTS

Lab ID: L1809132-01
Client ID: WC#5
Sample Location: BUFFALO

Date Collected: 03/16/18 14:10
Date Received: 03/16/18
Field Prep: Not Specified

Sample Depth:
Matrix: Soil
Analytical Method: 1,8260C
Analytical Date: 03/21/18 08:40
Analyst: MM
Percent Solids: 84%
TCLP/SPLP Ext. Date: 03/20/18 14:41

Parameter	Result	Qualifier	Units	RL	MDL	Dilution Factor
TCLP Volatiles by EPA 1311 - Westborough Lab						
Chloroform	ND		ug/l	7.5	2.2	10
Carbon tetrachloride	ND		ug/l	5.0	1.3	10
Tetrachloroethene	ND		ug/l	5.0	1.8	10
Chlorobenzene	ND		ug/l	5.0	1.8	10
1,2-Dichloroethane	ND		ug/l	5.0	1.3	10
Benzene	ND		ug/l	5.0	1.6	10
Vinyl chloride	ND		ug/l	10	0.71	10
1,1-Dichloroethene	ND		ug/l	5.0	1.7	10
Trichloroethene	ND		ug/l	5.0	1.8	10
1,4-Dichlorobenzene	ND		ug/l	25	1.9	10
2-Butanone	ND		ug/l	50	19.	10

Surrogate	% Recovery	Qualifier	Acceptance Criteria
1,2-Dichloroethane-d4	98		70-130
Toluene-d8	101		70-130
4-Bromofluorobenzene	101		70-130
dibromofluoromethane	100		70-130

Project Name: 1111 ELMWOOD AVE. **Lab Number:** L1809132

Project Number: B0369-018-001-004 **Report Date:** 03/21/18

SAMPLE RESULTS

Lab ID: L1809132-02
Client ID: WC#6
Sample Location: BUFFALO

Date Collected: 03/16/18 14:20
Date Received: 03/16/18
Field Prep: Not Specified

Sample Depth:
Matrix: Soil
Analytical Method: 1,8260C
Analytical Date: 03/21/18 10:03
Analyst: MM
Percent Solids: 79%
TCLP/SPLP Ext. Date: 03/20/18 14:41

Parameter	Result	Qualifier	Units	RL	MDL	Dilution Factor
TCLP Volatiles by EPA 1311 - Westborough Lab						
Chloroform	ND		ug/l	7.5	2.2	10
Carbon tetrachloride	ND		ug/l	5.0	1.3	10
Tetrachloroethene	ND		ug/l	5.0	1.8	10
Chlorobenzene	ND		ug/l	5.0	1.8	10
1,2-Dichloroethane	ND		ug/l	5.0	1.3	10
Benzene	ND		ug/l	5.0	1.6	10
Vinyl chloride	ND		ug/l	10	0.71	10
1,1-Dichloroethene	ND		ug/l	5.0	1.7	10
Trichloroethene	ND		ug/l	5.0	1.8	10
1,4-Dichlorobenzene	ND		ug/l	25	1.9	10
2-Butanone	ND		ug/l	50	19.	10

Surrogate	% Recovery	Qualifier	Acceptance Criteria
1,2-Dichloroethane-d4	96		70-130
Toluene-d8	102		70-130
4-Bromofluorobenzene	99		70-130
dibromofluoromethane	99		70-130

Project Name: 1111 ELMWOOD AVE. **Lab Number:** L1809132

Project Number: B0369-018-001-004 **Report Date:** 03/21/18

Method Blank Analysis
Batch Quality Control

Analytical Method: 1,8260C
Analytical Date: 03/21/18 07:33
Analyst: MM
TCLP/SPLP Extraction Date: 03/20/18 14:41

Extraction Date: 03/20/18 14:41

Parameter	Result	Qualifier	Units	RL	MDL
TCLP Volatiles by EPA 1311 - Westborough Lab for sample(s): 01 Batch: WG1099167-5					
Chloroform	ND		ug/l	7.5	2.2
Carbon tetrachloride	ND		ug/l	5.0	1.3
Tetrachloroethene	ND		ug/l	5.0	1.8
Chlorobenzene	ND		ug/l	5.0	1.8
1,2-Dichloroethane	ND		ug/l	5.0	1.3
Benzene	ND		ug/l	5.0	1.6
Vinyl chloride	ND		ug/l	10	0.71
1,1-Dichloroethene	ND		ug/l	5.0	1.7
Trichloroethene	ND		ug/l	5.0	1.8
1,4-Dichlorobenzene	ND		ug/l	25	1.9
2-Butanone	ND		ug/l	50	19.

Surrogate	%Recovery	Qualifier	Acceptance Criteria
1,2-Dichloroethane-d4	96		70-130
Toluene-d8	100		70-130
4-Bromofluorobenzene	104		70-130
dibromofluoromethane	96		70-130

Project Name: 1111 ELMWOOD AVE. **Lab Number:** L1809132

Project Number: B0369-018-001-004 **Report Date:** 03/21/18

Method Blank Analysis
Batch Quality Control

Analytical Method: 1,8260C
Analytical Date: 03/21/18 08:24
Analyst: MM
TCLP/SPLP Extraction Date: 03/20/18 14:41

Extraction Date: 03/20/18 14:41

Parameter	Result	Qualifier	Units	RL	MDL
TCLP Volatiles by EPA 1311 - Westborough Lab for sample(s): 02 Batch: WG1099183-5					
Chloroform	ND		ug/l	7.5	2.2
Carbon tetrachloride	ND		ug/l	5.0	1.3
Tetrachloroethene	ND		ug/l	5.0	1.8
Chlorobenzene	ND		ug/l	5.0	1.8
1,2-Dichloroethane	ND		ug/l	5.0	1.3
Benzene	ND		ug/l	5.0	1.6
Vinyl chloride	ND		ug/l	10	0.71
1,1-Dichloroethene	ND		ug/l	5.0	1.7
Trichloroethene	ND		ug/l	5.0	1.8
1,4-Dichlorobenzene	ND		ug/l	25	1.9
2-Butanone	ND		ug/l	50	19.

Surrogate	%Recovery	Qualifier	Acceptance Criteria
1,2-Dichloroethane-d4	100		70-130
Toluene-d8	102		70-130
4-Bromofluorobenzene	101		70-130
dibromofluoromethane	99		70-130

Lab Control Sample Analysis
Batch Quality Control

Project Name: 1111 ELMWOOD AVE.
Project Number: B0369-018-001-004

Lab Number: L1809132
Report Date: 03/21/18

Parameter	LCS %Recovery	Qual	LCSD %Recovery	Qual	%Recovery Limits	RPD	Qual	RPD Limits
TCLP Volatiles by EPA 1311 - Westborough Lab Associated sample(s): 01 Batch: WG1099167-3 WG1099167-4								
Chloroform	97		97		70-130	0		20
Carbon tetrachloride	90		90		63-132	0		20
Tetrachloroethene	100		98		70-130	2		20
Chlorobenzene	97		94		75-130	3		25
1,2-Dichloroethane	90		92		70-130	2		20
Benzene	92		92		70-130	0		25
Vinyl chloride	110		100		55-140	10		20
1,1-Dichloroethene	110		110		61-145	0		25
Trichloroethene	100		96		70-130	4		25
1,4-Dichlorobenzene	93		94		70-130	1		20
2-Butanone	93		100		63-138	7		20

Surrogate	LCS %Recovery	Qual	LCSD %Recovery	Qual	Acceptance Criteria
1,2-Dichloroethane-d4	92		95		70-130
Toluene-d8	101		99		70-130
4-Bromofluorobenzene	99		102		70-130
dibromofluoromethane	98		101		70-130

Lab Control Sample Analysis

Batch Quality Control

Project Name: 1111 ELMWOOD AVE.

Project Number: B0369-018-001-004

Lab Number: L1809132

Report Date: 03/21/18

Parameter	LCS %Recovery	Qual	LCSD %Recovery	Qual	%Recovery Limits	RPD	Qual	RPD Limits
TCLP Volatiles by EPA 1311 - Westborough Lab Associated sample(s): 02 Batch: WG1099183-3 WG1099183-4								
Chloroform	96		97		70-130	1		20
Carbon tetrachloride	88		85		63-132	3		20
Tetrachloroethene	100		100		70-130	0		20
Chlorobenzene	95		94		75-130	1		25
1,2-Dichloroethane	95		95		70-130	0		20
Benzene	95		96		70-130	1		25
Vinyl chloride	91		93		55-140	2		20
1,1-Dichloroethene	96		100		61-145	4		25
Trichloroethene	97		95		70-130	2		25
1,4-Dichlorobenzene	94		95		70-130	1		20
2-Butanone	100		85		63-138	16		20

Surrogate	LCS %Recovery	Qual	LCSD %Recovery	Qual	Acceptance Criteria
1,2-Dichloroethane-d4	95		97		70-130
Toluene-d8	103		104		70-130
4-Bromofluorobenzene	100		103		70-130
dibromofluoromethane	100		99		70-130

SEMIVOLATILES

Project Name: 1111 ELMWOOD AVE.
Project Number: B0369-018-001-004
Lab Number: L1809132
Report Date: 03/21/18

SAMPLE RESULTS

Lab ID: L1809132-01
Client ID: WC#5
Sample Location: BUFFALO

Date Collected: 03/16/18 14:10
Date Received: 03/16/18
Field Prep: Not Specified

Sample Depth:
Matrix: Soil
Analytical Method: 1,8270D
Analytical Date: 03/21/18 11:35
Analyst: PS
Percent Solids: 84%
TCLP/SPLP Ext. Date: 03/20/18 05:18

Extraction Method: EPA 3510C
Extraction Date: 03/21/18 00:27

Parameter	Result	Qualifier	Units	RL	MDL	Dilution Factor
TCLP Semivolatiles by EPA 1311 - Westborough Lab						
Hexachlorobenzene	ND		ug/l	10	2.9	1
2,4-Dinitrotoluene	ND		ug/l	25	4.2	1
Hexachlorobutadiene	ND		ug/l	10	3.6	1
Hexachloroethane	ND		ug/l	10	3.4	1
Nitrobenzene	ND		ug/l	10	3.8	1
2,4,6-Trichlorophenol	ND		ug/l	25	3.4	1
Pentachlorophenol	ND		ug/l	50	17.	1
2-Methylphenol	ND		ug/l	25	5.1	1
3-Methylphenol/4-Methylphenol	ND		ug/l	25	5.6	1
2,4,5-Trichlorophenol	ND		ug/l	25	3.6	1
Pyridine	ND		ug/l	18	9.4	1

Surrogate	% Recovery	Qualifier	Acceptance Criteria
2-Fluorophenol	103		21-120
Phenol-d6	90		10-120
Nitrobenzene-d5	92		23-120
2-Fluorobiphenyl	94		15-120
2,4,6-Tribromophenol	112		10-120
4-Terphenyl-d14	109		33-120

Project Name: 1111 ELMWOOD AVE.
Project Number: B0369-018-001-004
Lab Number: L1809132
Report Date: 03/21/18

SAMPLE RESULTS

Lab ID: L1809132-02
Client ID: WC#6
Sample Location: BUFFALO

Date Collected: 03/16/18 14:20
Date Received: 03/16/18
Field Prep: Not Specified

Sample Depth:
Matrix: Soil
Analytical Method: 1,8270D
Analytical Date: 03/21/18 10:48
Analyst: SZ
Percent Solids: 79%
TCLP/SPLP Ext. Date: 03/20/18 05:18

Extraction Method: EPA 3510C
Extraction Date: 03/21/18 00:33

Parameter	Result	Qualifier	Units	RL	MDL	Dilution Factor
TCLP Semivolatiles by EPA 1311 - Westborough Lab						
Hexachlorobenzene	ND		ug/l	10	2.9	1
2,4-Dinitrotoluene	ND		ug/l	25	4.2	1
Hexachlorobutadiene	ND		ug/l	10	3.6	1
Hexachloroethane	ND		ug/l	10	3.4	1
Nitrobenzene	ND		ug/l	10	3.8	1
2,4,6-Trichlorophenol	ND		ug/l	25	3.4	1
Pentachlorophenol	ND		ug/l	50	17.	1
2-Methylphenol	ND		ug/l	25	5.1	1
3-Methylphenol/4-Methylphenol	ND		ug/l	25	5.6	1
2,4,5-Trichlorophenol	ND		ug/l	25	3.6	1
Pyridine	ND		ug/l	18	9.4	1

Surrogate	% Recovery	Qualifier	Acceptance Criteria
2-Fluorophenol	98		21-120
Phenol-d6	96		10-120
Nitrobenzene-d5	93		23-120
2-Fluorobiphenyl	89		15-120
2,4,6-Tribromophenol	98		10-120
4-Terphenyl-d14	98		33-120

Project Name: 1111 ELMWOOD AVE. **Lab Number:** L1809132

Project Number: B0369-018-001-004 **Report Date:** 03/21/18

Method Blank Analysis
Batch Quality Control

Analytical Method: 1,8270D
Analytical Date: 03/21/18 10:16
Analyst: PS
TCLP/SPLP Extraction Date: 03/20/18 05:18

Extraction Method: EPA 3510C
Extraction Date: 03/21/18 00:27

Parameter	Result	Qualifier	Units	RL	MDL
TCLP Semivolatiles by EPA 1311 - Westborough Lab for sample(s): 01 Batch: WG1099002-1					
Hexachlorobenzene	ND		ug/l	10	2.9
2,4-Dinitrotoluene	ND		ug/l	25	4.2
Hexachlorobutadiene	ND		ug/l	10	3.6
Hexachloroethane	ND		ug/l	10	3.4
Nitrobenzene	ND		ug/l	10	3.8
2,4,6-Trichlorophenol	ND		ug/l	25	3.4
Pentachlorophenol	ND		ug/l	50	17.
2-Methylphenol	ND		ug/l	25	5.1
3-Methylphenol/4-Methylphenol	ND		ug/l	25	5.6
2,4,5-Trichlorophenol	ND		ug/l	25	3.6
Pyridine	ND		ug/l	18	9.4

Surrogate	%Recovery	Qualifier	Acceptance Criteria
2-Fluorophenol	111		21-120
Phenol-d6	85		10-120
Nitrobenzene-d5	75		23-120
2-Fluorobiphenyl	87		15-120
2,4,6-Tribromophenol	101		10-120
4-Terphenyl-d14	90		33-120

Project Name: 1111 ELMWOOD AVE. **Lab Number:** L1809132

Project Number: B0369-018-001-004 **Report Date:** 03/21/18

Method Blank Analysis
Batch Quality Control

Analytical Method: 1,8270D
Analytical Date: 03/21/18 09:31
Analyst: SZ
TCLP/SPLP Extraction Date: 03/20/18 05:18

Extraction Method: EPA 3510C
Extraction Date: 03/21/18 00:33

Parameter	Result	Qualifier	Units	RL	MDL
TCLP Semivolatiles by EPA 1311 - Westborough Lab for sample(s): 02 Batch: WG1099003-1					
Hexachlorobenzene	ND		ug/l	10	2.9
2,4-Dinitrotoluene	ND		ug/l	25	4.2
Hexachlorobutadiene	ND		ug/l	10	3.6
Hexachloroethane	ND		ug/l	10	3.4
Nitrobenzene	ND		ug/l	10	3.8
2,4,6-Trichlorophenol	ND		ug/l	25	3.4
Pentachlorophenol	ND		ug/l	50	17.
2-Methylphenol	ND		ug/l	25	5.1
3-Methylphenol/4-Methylphenol	ND		ug/l	25	5.6
2,4,5-Trichlorophenol	ND		ug/l	25	3.6
Pyridine	ND		ug/l	18	9.4

Surrogate	%Recovery	Qualifier	Acceptance Criteria
2-Fluorophenol	102		21-120
Phenol-d6	102		10-120
Nitrobenzene-d5	97		23-120
2-Fluorobiphenyl	94		15-120
2,4,6-Tribromophenol	99		10-120
4-Terphenyl-d14	100		33-120

Lab Control Sample Analysis
Batch Quality Control

Project Name: 1111 ELMWOOD AVE.
Project Number: B0369-018-001-004

Lab Number: L1809132
Report Date: 03/21/18

Parameter	LCS %Recovery	Qual	LCSD %Recovery	Qual	%Recovery Limits	RPD	Qual	RPD Limits
TCLP Semivolatiles by EPA 1311 - Westborough Lab Associated sample(s): 01 Batch: WG1099002-2 WG1099002-3								
Hexachlorobenzene	77		89		40-140	14		30
2,4-Dinitrotoluene	76		88		40-132	15		30
Hexachlorobutadiene	70		82		28-111	16		30
Hexachloroethane	55		70		21-105	24		30
Nitrobenzene	57		77		40-140	30		30
2,4,6-Trichlorophenol	78		86		30-130	10		30
Pentachlorophenol	71		81		9-103	13		30
2-Methylphenol	68		79		30-130	15		30
3-Methylphenol/4-Methylphenol	59		76		30-130	25		30
2,4,5-Trichlorophenol	86		95		30-130	10		30
Pyridine	39		52		10-66	29		30

Surrogate	LCS %Recovery	Qual	LCSD %Recovery	Qual	Acceptance Criteria
2-Fluorophenol	97		**131**	Q	21-120
Phenol-d6	92		102		10-120
Nitrobenzene-d5	61		83		23-120
2-Fluorobiphenyl	83		95		15-120
2,4,6-Tribromophenol	96		117		10-120
4-Terphenyl-d14	79		97		33-120

Lab Control Sample Analysis
Batch Quality Control

Project Name: 1111 ELMWOOD AVE.
Project Number: B0369-018-001-004

Lab Number: L1809132
Report Date: 03/21/18

Parameter	LCS %Recovery	Qual	LCSD %Recovery	Qual	%Recovery Limits	RPD	Qual	RPD Limits
TCLP Semivolatiles by EPA 1311 - Westborough Lab Associated sample(s): 02 Batch: WG1099003-2 WG1099003-3								
Hexachlorobenzene	78		73		40-140	7		30
2,4-Dinitrotoluene	93		87		40-132	7		30
Hexachlorobutadiene	64		60		28-111	6		30
Hexachloroethane	71		64		21-105	10		30
Nitrobenzene	84		78		40-140	7		30
2,4,6-Trichlorophenol	95		88		30-130	8		30
Pentachlorophenol	78		72		9-103	8		30
2-Methylphenol	93		88		30-130	6		30
3-Methylphenol/4-Methylphenol	94		88		30-130	7		30
2,4,5-Trichlorophenol	89		84		30-130	6		30
Pyridine	59		59		10-66	0		30

Surrogate	LCS %Recovery	Qual	LCSD %Recovery	Qual	Acceptance Criteria
2-Fluorophenol	98		90		21-120
Phenol-d6	98		91		10-120
Nitrobenzene-d5	95		87		23-120
2-Fluorobiphenyl	89		83		15-120
2,4,6-Tribromophenol	96		90		10-120
4-Terphenyl-d14	93		88		33-120

PETROLEUM HYDROCARBONS

Project Name: 1111 ELMWOOD AVE.
Lab Number: L1809132
Project Number: B0369-018-001-004
Report Date: 03/21/18

SAMPLE RESULTS

Lab ID: L1809132-01
Client ID: WC#5
Sample Location: BUFFALO

Date Collected: 03/16/18 14:10
Date Received: 03/16/18
Field Prep: Not Specified

Sample Depth:
Matrix: Soil
Analytical Method: 1,8015C(M)
Analytical Date: 03/20/18 11:17
Analyst: MEO
Percent Solids: 84%

Extraction Method: EPA 3546
Extraction Date: 03/19/18 17:28

Parameter	Result	Qualifier	Units	RL	MDL	Dilution Factor
Petroleum Hydrocarbon Quantitation - Westborough Lab						
TPH	33700	J	ug/kg	39400	4540	1

Surrogate	% Recovery	Qualifier	Acceptance Criteria
o-Terphenyl	70		40-140

Project Name: 1111 ELMWOOD AVE.
Lab Number: L1809132
Project Number: B0369-018-001-004
Report Date: 03/21/18

SAMPLE RESULTS

Lab ID: L1809132-02
Client ID: WC#6
Sample Location: BUFFALO

Date Collected: 03/16/18 14:20
Date Received: 03/16/18
Field Prep: Not Specified

Sample Depth:
Matrix: Soil
Analytical Method: 1,8015C(M)
Analytical Date: 03/20/18 16:50
Analyst: MEO
Percent Solids: 79%

Extraction Method: EPA 3546
Extraction Date: 03/19/18 17:28

Parameter	Result	Qualifier	Units	RL	MDL	Dilution Factor
Petroleum Hydrocarbon Quantitation - Westborough Lab						
TPH	470000		ug/kg	40100	4610	1

Surrogate	% Recovery	Qualifier	Acceptance Criteria
o-Terphenyl	78		40-140

Project Name: 1111 ELMWOOD AVE.
Project Number: B0369-018-001-004
Lab Number: L1809132
Report Date: 03/21/18

Method Blank Analysis
Batch Quality Control

Analytical Method: 1,8015C(M)
Analytical Date: 03/20/18 09:44
Analyst: MEO

Extraction Method: EPA 3546
Extraction Date: 03/18/18 21:41

Parameter	Result	Qualifier	Units	RL	MDL
Petroleum Hydrocarbon Quantitation - Westborough Lab for sample(s): 01-02 Batch: WG1098246-1					
TPH	ND		ug/kg	32100	3690

Surrogate	%Recovery	Qualifier	Acceptance Criteria
o-Terphenyl	97		40-140

Lab Control Sample Analysis

Batch Quality Control

Project Name: 1111 ELMWOOD AVE.

Project Number: B0369-018-001-004

Lab Number: L1809132

Report Date: 03/21/18

Parameter	LCS %Recovery	Qual	LCSD %Recovery	Qual	%Recovery Limits	RPD	Qual	RPD Limits
Petroleum Hydrocarbon Quantitation - Westborough Lab Associated sample(s): 01-02 Batch: WG1098246-2								
TPH	92		-		40-140	-		40

Surrogate	LCS %Recovery	Qual	LCSD %Recovery	Qual	Acceptance Criteria
o-Terphenyl	81				40-140

PCBS

Project Name: 1111 ELMWOOD AVE.
Lab Number: L1809132
Project Number: B0369-018-001-004
Report Date: 03/21/18

SAMPLE RESULTS

Lab ID: L1809132-01
Client ID: WC#5
Sample Location: BUFFALO

Date Collected: 03/16/18 14:10
Date Received: 03/16/18
Field Prep: Not Specified

Sample Depth:
Matrix: Soil
Analytical Method: 1,8082A
Analytical Date: 03/20/18 04:17
Analyst: HT
Percent Solids: 84%

Extraction Method: EPA 3546
Extraction Date: 03/19/18 17:42
Cleanup Method: EPA 3665A
Cleanup Date: 03/19/18
Cleanup Method: EPA 3660B
Cleanup Date: 03/20/18

Parameter	Result	Qualifier	Units	RL	MDL	Dilution Factor	Column
Polychlorinated Biphenyls by GC - Westborough Lab							
Aroclor 1016	ND		ug/kg	38.9	4.41	1	A
Aroclor 1221	ND		ug/kg	38.9	5.92	1	A
Aroclor 1232	ND		ug/kg	38.9	3.83	1	A
Aroclor 1242	ND		ug/kg	38.9	4.76	1	A
Aroclor 1248	ND		ug/kg	38.9	4.37	1	A
Aroclor 1254	ND		ug/kg	38.9	3.18	1	A
Aroclor 1260	4.62	J	ug/kg	38.9	4.06	1	A
Aroclor 1262	ND		ug/kg	38.9	3.20	1	A
Aroclor 1268	ND		ug/kg	38.9	2.76	1	A
PCBs, Total	4.62	J	ug/kg	38.9	2.76	1	A

Surrogate	% Recovery	Qualifier	Acceptance Criteria	Column
2,4,5,6-Tetrachloro-m-xylene	98		30-150	A
Decachlorobiphenyl	86		30-150	A
2,4,5,6-Tetrachloro-m-xylene	93		30-150	B
Decachlorobiphenyl	81		30-150	B

Project Name: 1111 ELMWOOD AVE.
Lab Number: L1809132
Project Number: B0369-018-001-004
Report Date: 03/21/18

SAMPLE RESULTS

Lab ID: L1809132-02
Client ID: WC#6
Sample Location: BUFFALO

Date Collected: 03/16/18 14:20
Date Received: 03/16/18
Field Prep: Not Specified

Sample Depth:
Matrix: Soil
Analytical Method: 1,8082A
Analytical Date: 03/20/18 04:30
Analyst: HT
Percent Solids: 79%

Extraction Method: EPA 3546
Extraction Date: 03/19/18 17:42
Cleanup Method: EPA 3665A
Cleanup Date: 03/19/18
Cleanup Method: EPA 3660B
Cleanup Date: 03/20/18

Parameter	Result	Qualifier	Units	RL	MDL	Dilution Factor	Column
Polychlorinated Biphenyls by GC - Westborough Lab							
Aroclor 1016	ND		ug/kg	40.9	4.64	1	A
Aroclor 1221	ND		ug/kg	40.9	6.23	1	A
Aroclor 1232	ND		ug/kg	40.9	4.03	1	A
Aroclor 1242	ND		ug/kg	40.9	5.01	1	A
Aroclor 1248	ND		ug/kg	40.9	4.59	1	A
Aroclor 1254	23.1	J	ug/kg	40.9	3.34	1	B
Aroclor 1260	22.0	J	ug/kg	40.9	4.27	1	B
Aroclor 1262	ND		ug/kg	40.9	3.36	1	A
Aroclor 1268	6.28	J	ug/kg	40.9	2.90	1	B
PCBs, Total	51.4	J	ug/kg	40.9	2.90	1	B

Surrogate	% Recovery	Qualifier	Acceptance Criteria	Column
2,4,5,6-Tetrachloro-m-xylene	67		30-150	A
Decachlorobiphenyl	66		30-150	A
2,4,5,6-Tetrachloro-m-xylene	68		30-150	B
Decachlorobiphenyl	73		30-150	B

Project Name: 1111 ELMWOOD AVE.
Project Number: B0369-018-001-004

Lab Number: L1809132
Report Date: 03/21/18

Method Blank Analysis
Batch Quality Control

Analytical Method: 1,8082A
Analytical Date: 03/20/18 03:37
Analyst: HT

Extraction Method: EPA 3546
Extraction Date: 03/19/18 17:42
Cleanup Method: EPA 3665A
Cleanup Date: 03/19/18
Cleanup Method: EPA 3660B
Cleanup Date: 03/20/18

Parameter	Result	Qualifier	Units	RL	MDL	Column
Polychlorinated Biphenyls by GC - Westborough Lab for sample(s): 01-02 Batch: WG1098533-1						
Aroclor 1016	ND		ug/kg	32.0	3.63	A
Aroclor 1221	ND		ug/kg	32.0	4.88	A
Aroclor 1232	ND		ug/kg	32.0	3.15	A
Aroclor 1242	ND		ug/kg	32.0	3.92	A
Aroclor 1248	ND		ug/kg	32.0	3.60	A
Aroclor 1254	ND		ug/kg	32.0	2.62	A
Aroclor 1260	ND		ug/kg	32.0	3.35	A
Aroclor 1262	ND		ug/kg	32.0	2.63	A
Aroclor 1268	ND		ug/kg	32.0	2.27	A
PCBs, Total	ND		ug/kg	32.0	2.27	A

Surrogate	%Recovery	Qualifier	Acceptance Criteria	Column
2,4,5,6-Tetrachloro-m-xylene	102		30-150	A
Decachlorobiphenyl	90		30-150	A
2,4,5,6-Tetrachloro-m-xylene	99		30-150	B
Decachlorobiphenyl	83		30-150	B

Lab Control Sample Analysis

Batch Quality Control

Project Name: 1111 ELMWOOD AVE.

Project Number: B0369-018-001-004

Lab Number: L1809132

Report Date: 03/21/18

Parameter	LCS %Recovery	Qual	LCSD %Recovery	Qual	%Recovery Limits	RPD	Qual	RPD Limits	Column
Polychlorinated Biphenyls by GC - Westborough Lab Associated sample(s): 01-02 Batch: WG1098533-2 WG1098533-3									
Aroclor 1016	89		89		40-140	0		50	A
Aroclor 1260	90		92		40-140	2		50	A

Surrogate	LCS %Recovery	Qual	LCSD %Recovery	Qual	Acceptance Criteria	Column
2,4,5,6-Tetrachloro-m-xylene	106		106		30-150	A
Decachlorobiphenyl	90		92		30-150	A
2,4,5,6-Tetrachloro-m-xylene	106		106		30-150	B
Decachlorobiphenyl	85		85		30-150	B

PESTICIDES

Project Name: 1111 ELMWOOD AVE.
Project Number: B0369-018-001-004
Lab Number: L1809132
Report Date: 03/21/18

SAMPLE RESULTS

Lab ID: L1809132-01
Client ID: WC#5
Sample Location: BUFFALO

Date Collected: 03/16/18 14:10
Date Received: 03/16/18
Field Prep: Not Specified

Sample Depth:
Matrix: Soil
Analytical Method: 1,8081B
Analytical Date: 03/20/18 07:18
Analyst: JW
Percent Solids: 84%

Extraction Method: EPA 3546
Extraction Date: 03/19/18 17:25
Cleanup Method: EPA 3620B
Cleanup Date: 03/20/18

Parameter	Result	Qualifier	Units	RL	MDL	Dilution Factor	Column
Organochlorine Pesticides by GC - Westborough Lab							
Delta-BHC	ND		ug/kg	1.80	0.353	1	A
Lindane	ND		ug/kg	0.752	0.336	1	A
Alpha-BHC	ND		ug/kg	0.752	0.214	1	A
Beta-BHC	ND		ug/kg	1.80	0.684	1	A
Heptachlor	ND		ug/kg	0.902	0.404	1	A
Aldrin	ND		ug/kg	1.80	0.635	1	A
Heptachlor epoxide	ND		ug/kg	3.38	1.02	1	A
Endrin	ND		ug/kg	0.752	0.308	1	A
Endrin aldehyde	ND		ug/kg	2.26	0.790	1	A
Endrin ketone	ND		ug/kg	1.80	0.465	1	A
Dieldrin	ND		ug/kg	1.13	0.564	1	A
4,4'-DDE	ND		ug/kg	1.80	0.417	1	B
4,4'-DDD	ND		ug/kg	1.80	0.644	1	A
4,4'-DDT	ND		ug/kg	3.38	1.45	1	A
Endosulfan I	ND		ug/kg	1.80	0.426	1	A
Endosulfan II	ND		ug/kg	1.80	0.603	1	A
Endosulfan sulfate	ND		ug/kg	0.752	0.358	1	A
Methoxychlor	ND		ug/kg	3.38	1.05	1	A
Toxaphene	ND		ug/kg	33.8	9.47	1	A
cis-Chlordane	ND		ug/kg	2.26	0.629	1	A
trans-Chlordane	ND		ug/kg	2.26	0.596	1	A
Chlordane	ND		ug/kg	14.7	5.98	1	A

Project Name: 1111 ELMWOOD AVE. **Lab Number:** L1809132

Project Number: B0369-018-001-004 **Report Date:** 03/21/18

SAMPLE RESULTS

Lab ID: L1809132-01 Date Collected: 03/16/18 14:10

Client ID: WC#5 Date Received: 03/16/18

Sample Location: BUFFALO Field Prep: Not Specified

Sample Depth:

Parameter	Result	Qualifier	Units	RL	MDL	Dilution Factor	Column
Organochlorine Pesticides by GC - Westborough Lab							

Surrogate	% Recovery	Qualifier	Acceptance Criteria	Column
2,4,5,6-Tetrachloro-m-xylene	80		30-150	B
Decachlorobiphenyl	102		30-150	B
2,4,5,6-Tetrachloro-m-xylene	86		30-150	A
Decachlorobiphenyl	99		30-150	A

Project Name: 1111 ELMWOOD AVE.
Lab Number: L1809132
Project Number: B0369-018-001-004
Report Date: 03/21/18

SAMPLE RESULTS

Lab ID: L1809132-01
Client ID: WC#5
Sample Location: BUFFALO

Date Collected: 03/16/18 14:10
Date Received: 03/16/18
Field Prep: Not Specified

Sample Depth:
Matrix: Soil
Analytical Method: 1,8151A
Analytical Date: 03/20/18 12:14
Analyst: SL
Percent Solids: 84%
Methylation Date: 03/20/18 10:54

Extraction Method: EPA 8151A
Extraction Date: 03/20/18 00:27

Parameter	Result	Qualifier	Units	RL	MDL	Dilution Factor	Column
Chlorinated Herbicides by GC - Westborough Lab							
2,4-D	ND		ug/kg	198	12.4	1	A
2,4,5-T	ND		ug/kg	198	6.13	1	A
2,4,5-TP (Silvex)	ND		ug/kg	198	5.26	1	A

Surrogate	% Recovery	Qualifier	Acceptance Criteria	Column
DCAA	119		30-150	A
DCAA	106		30-150	B

Project Name: 1111 ELMWOOD AVE.
Project Number: B0369-018-001-004
Lab Number: L1809132
Report Date: 03/21/18

SAMPLE RESULTS

Lab ID: L1809132-02
Client ID: WC#6
Sample Location: BUFFALO

Date Collected: 03/16/18 14:20
Date Received: 03/16/18
Field Prep: Not Specified

Sample Depth:
Matrix: Soil
Analytical Method: 1,8081B
Analytical Date: 03/20/18 07:30
Analyst: TQ
Percent Solids: 79%

Extraction Method: EPA 3546
Extraction Date: 03/19/18 17:25
Cleanup Method: EPA 3620B
Cleanup Date: 03/20/18

Parameter	Result	Qualifier	Units	RL	MDL	Dilution Factor	Column
Organochlorine Pesticides by GC - Westborough Lab							
Delta-BHC	ND		ug/kg	1.94	0.381	1	A
Lindane	ND		ug/kg	0.810	0.362	1	A
Alpha-BHC	ND		ug/kg	0.810	0.230	1	A
Beta-BHC	ND		ug/kg	1.94	0.737	1	A
Heptachlor	ND		ug/kg	0.972	0.436	1	A
Aldrin	ND		ug/kg	1.94	0.685	1	A
Heptachlor epoxide	ND		ug/kg	3.65	1.09	1	A
Endrin	ND		ug/kg	0.810	0.332	1	A
Endrin aldehyde	ND		ug/kg	2.43	0.851	1	A
Endrin ketone	ND		ug/kg	1.94	0.501	1	A
Dieldrin	1.63		ug/kg	1.22	0.608	1	A
4,4'-DDE	4.53		ug/kg	1.94	0.450	1	A
4,4'-DDD	1.54	J	ug/kg	1.94	0.694	1	A
4,4'-DDT	7.92		ug/kg	3.65	1.56	1	B
Endosulfan I	ND		ug/kg	1.94	0.459	1	A
Endosulfan II	ND		ug/kg	1.94	0.650	1	A
Endosulfan sulfate	ND		ug/kg	0.810	0.386	1	A
Methoxychlor	ND		ug/kg	3.65	1.13	1	A
Toxaphene	ND		ug/kg	36.5	10.2	1	A
cis-Chlordane	ND		ug/kg	2.43	0.677	1	A
trans-Chlordane	ND		ug/kg	2.43	0.642	1	A
Chlordane	ND		ug/kg	15.8	6.44	1	A

Project Name: 1111 ELMWOOD AVE. **Lab Number:** L1809132

Project Number: B0369-018-001-004 **Report Date:** 03/21/18

SAMPLE RESULTS

Lab ID: L1809132-02 Date Collected: 03/16/18 14:20

Client ID: WC#6 Date Received: 03/16/18

Sample Location: BUFFALO Field Prep: Not Specified

Sample Depth:

Parameter	Result	Qualifier	Units	RL	MDL	Dilution Factor	Column
Organochlorine Pesticides by GC - Westborough Lab							

Surrogate	% Recovery	Qualifier	Acceptance Criteria	Column
2,4,5,6-Tetrachloro-m-xylene	88		30-150	B
Decachlorobiphenyl	110		30-150	B
2,4,5,6-Tetrachloro-m-xylene	101		30-150	A
Decachlorobiphenyl	125		30-150	A

Project Name: 1111 ELMWOOD AVE.
Lab Number: L1809132
Project Number: B0369-018-001-004
Report Date: 03/21/18

SAMPLE RESULTS

Lab ID: L1809132-02
Client ID: WC#6
Sample Location: BUFFALO

Date Collected: 03/16/18 14:20
Date Received: 03/16/18
Field Prep: Not Specified

Sample Depth:
Matrix: Soil
Analytical Method: 1,8151A
Analytical Date: 03/20/18 12:33
Analyst: SL
Percent Solids: 79%
Methylation Date: 03/20/18 10:54

Extraction Method: EPA 8151A
Extraction Date: 03/20/18 00:27

Parameter	Result	Qualifier	Units	RL	MDL	Dilution Factor	Column
Chlorinated Herbicides by GC - Westborough Lab							
2,4-D	ND		ug/kg	207	13.0	1	A
2,4,5-T	ND		ug/kg	207	6.42	1	A
2,4,5-TP (Silvex)	ND		ug/kg	207	5.51	1	A

Surrogate	% Recovery	Qualifier	Acceptance Criteria	Column
DCAA	81		30-150	A
DCAA	82		30-150	B

Project Name: 1111 ELMWOOD AVE.
Project Number: B0369-018-001-004
Lab Number: L1809132
Report Date: 03/21/18

Method Blank Analysis
Batch Quality Control

Analytical Method: 1,8081B
Analytical Date: 03/20/18 06:40
Analyst: JW

Extraction Method: EPA 3546
Extraction Date: 03/19/18 16:55
Cleanup Method: EPA 3620B
Cleanup Date: 03/20/18

Parameter	Result	Qualifier	Units	RL	MDL	Column
Organochlorine Pesticides by GC - Westborough Lab for sample(s): 01-02 Batch: WG1098521-1						
Delta-BHC	ND		ug/kg	1.52	0.297	A
Lindane	ND		ug/kg	0.631	0.282	A
Alpha-BHC	ND		ug/kg	0.631	0.179	A
Beta-BHC	ND		ug/kg	1.52	0.574	A
Heptachlor	ND		ug/kg	0.758	0.340	A
Aldrin	ND		ug/kg	1.52	0.533	A
Heptachlor epoxide	ND		ug/kg	2.84	0.852	A
Endrin	ND		ug/kg	0.631	0.259	A
Endrin aldehyde	ND		ug/kg	1.89	0.663	A
Endrin ketone	ND		ug/kg	1.52	0.390	A
Dieldrin	ND		ug/kg	0.947	0.473	A
4,4'-DDE	ND		ug/kg	1.52	0.350	A
4,4'-DDD	ND		ug/kg	1.52	0.540	A
4,4'-DDT	ND		ug/kg	2.84	1.22	A
Endosulfan I	ND		ug/kg	1.52	0.358	A
Endosulfan II	ND		ug/kg	1.52	0.506	A
Endosulfan sulfate	ND		ug/kg	0.631	0.300	A
Methoxychlor	ND		ug/kg	2.84	0.884	A
Toxaphene	ND		ug/kg	28.4	7.95	A
cis-Chlordane	ND		ug/kg	1.89	0.528	A
trans-Chlordane	ND		ug/kg	1.89	0.500	A
Chlordane	ND		ug/kg	12.3	5.02	A

Project Name: 1111 ELMWOOD AVE.
Project Number: B0369-018-001-004

Lab Number: L1809132
Report Date: 03/21/18

Method Blank Analysis
Batch Quality Control

Analytical Method: 1,8081B
Analytical Date: 03/20/18 06:40
Analyst: JW

Extraction Method: EPA 3546
Extraction Date: 03/19/18 16:55
Cleanup Method: EPA 3620B
Cleanup Date: 03/20/18

Parameter	Result	Qualifier	Units	RL	MDL	Column
Organochlorine Pesticides by GC - Westborough Lab for sample(s): 01-02 Batch: WG1098521-1						

Surrogate	%Recovery	Qualifier	Acceptance Criteria	Column
2,4,5,6-Tetrachloro-m-xylene	78		30-150	B
Decachlorobiphenyl	100		30-150	B
2,4,5,6-Tetrachloro-m-xylene	82		30-150	A
Decachlorobiphenyl	96		30-150	A

Project Name: 1111 ELMWOOD AVE. **Lab Number:** L1809132

Project Number: B0369-018-001-004 **Report Date:** 03/21/18

Method Blank Analysis
Batch Quality Control

Analytical Method: 1,8151A
Analytical Date: 03/20/18 11:17
Analyst: SL

Extraction Method: EPA 8151A
Extraction Date: 03/20/18 00:27

Methylation Date: 03/20/18 10:54

Parameter	Result	Qualifier	Units	RL	MDL	Column
Chlorinated Herbicides by GC - Westborough Lab for sample(s): 01-02 Batch: WG1098601-1						
2,4-D	ND		ug/kg	162	10.2	A
2,4,5-T	ND		ug/kg	162	5.02	A
2,4,5-TP (Silvex)	ND		ug/kg	162	4.30	A

Surrogate	%Recovery	Qualifier	Acceptance Criteria	Column
DCAA	98		30-150	A
DCAA	105		30-150	B

Lab Control Sample Analysis

Batch Quality Control

Project Name: 1111 ELMWOOD AVE.

Project Number: B0369-018-001-004

Lab Number: L1809132

Report Date: 03/21/18

Parameter	LCS %Recovery	Qual	LCSD %Recovery	Qual	%Recovery Limits	RPD	Qual	RPD Limits	Column
Organochlorine Pesticides by GC - Westborough Lab Associated sample(s): 01-02 Batch: WG1098521-2 WG1098521-3									
Delta-BHC	75		83		30-150	10		30	A
Lindane	77		82		30-150	6		30	A
Alpha-BHC	82		87		30-150	6		30	A
Beta-BHC	73		83		30-150	13		30	A
Heptachlor	78		82		30-150	5		30	A
Aldrin	86		90		30-150	5		30	A
Heptachlor epoxide	81		85		30-150	5		30	A
Endrin	86		91		30-150	6		30	A
Endrin aldehyde	54		60		30-150	11		30	A
Endrin ketone	75		83		30-150	10		30	A
Dieldrin	92		99		30-150	7		30	A
4,4'-DDE	84		85		30-150	1		30	A
4,4'-DDD	78		85		30-150	9		30	A
4,4'-DDT	79		84		30-150	6		30	A
Endosulfan I	83		84		30-150	1		30	A
Endosulfan II	79		83		30-150	5		30	A
Endosulfan sulfate	41		44		30-150	7		30	A
Methoxychlor	81		90		30-150	11		30	A
cis-Chlordane	68		73		30-150	7		30	A
trans-Chlordane	57		67		30-150	16		30	A

Lab Control Sample Analysis

Batch Quality Control

Project Name: 1111 ELMWOOD AVE.

Project Number: B0369-018-001-004

Lab Number: L1809132

Report Date: 03/21/18

Parameter	LCS %Recovery	Qual	LCSD %Recovery	Qual	%Recovery Limits	RPD	Qual	RPD Limits
Organochlorine Pesticides by GC - Westborough Lab Associated sample(s): 01-02 Batch: WG1098521-2 WG1098521-3								

Surrogate	LCS %Recovery	Qual	LCSD %Recovery	Qual	Acceptance Criteria	Column
2,4,5,6-Tetrachloro-m-xylene	84		86		30-150	B
Decachlorobiphenyl	102		103		30-150	B
2,4,5,6-Tetrachloro-m-xylene	83		88		30-150	A
Decachlorobiphenyl	102		96		30-150	A

Lab Control Sample Analysis

Batch Quality Control

Project Name: 1111 ELMWOOD AVE.

Project Number: B0369-018-001-004

Lab Number: L1809132

Report Date: 03/21/18

Parameter	LCS %Recovery	Qual	LCSD %Recovery	Qual	%Recovery Limits	RPD	Qual	RPD Limits	Column
Chlorinated Herbicides by GC - Westborough Lab Associated sample(s): 01-02 Batch: WG1098601-2 WG1098601-3									
2,4-D	87		95		30-150	9		30	A
2,4,5-T	96		96		30-150	0		30	A
2,4,5-TP (Silvex)	89		87		30-150	2		30	A

Surrogate	LCS %Recovery	Qual	LCSD %Recovery	Qual	Acceptance Criteria	Column
DCAA	105		108		30-150	A
DCAA	113		121		30-150	B

METALS

Project Name: 1111 ELMWOOD AVE.
Lab Number: L1809132
Project Number: B0369-018-001-004
Report Date: 03/21/18

SAMPLE RESULTS

Lab ID: L1809132-01
Client ID: WC#5
Sample Location: BUFFALO
Date Collected: 03/16/18 14:10
Date Received: 03/16/18
Field Prep: Not Specified

Sample Depth:
Matrix: Soil
Percent Solids: 84%
TCLP/SPLP Ext. Date: 03/20/18 05:18

Parameter	Result	Qualifier	Units	RL	MDL	Dilution Factor	Date Prepared	Date Analyzed	Prep Method	Analytical Method	Analyst
TCLP Metals by EPA 1311 - Mansfield Lab											
Arsenic, TCLP	0.020	J	mg/l	1.00	0.019	1	03/21/18 08:30	03/21/18 11:07	EPA 3015	1,6010C	PS
Barium, TCLP	0.603		mg/l	0.500	0.021	1	03/21/18 08:30	03/21/18 11:07	EPA 3015	1,6010C	PS
Cadmium, TCLP	ND		mg/l	0.100	0.010	1	03/21/18 08:30	03/21/18 11:07	EPA 3015	1,6010C	PS
Chromium, TCLP	0.022	J	mg/l	0.200	0.021	1	03/21/18 08:30	03/21/18 11:07	EPA 3015	1,6010C	PS
Lead, TCLP	0.124	J	mg/l	0.500	0.027	1	03/21/18 08:30	03/21/18 11:07	EPA 3015	1,6010C	PS
Mercury, TCLP	ND		mg/l	0.0010	0.0003	1	03/21/18 09:00	03/21/18 12:01	EPA 7470A	1,7470A	MG
Selenium, TCLP	ND		mg/l	0.500	0.035	1	03/21/18 08:30	03/21/18 11:07	EPA 3015	1,6010C	PS
Silver, TCLP	ND		mg/l	0.100	0.028	1	03/21/18 08:30	03/21/18 11:07	EPA 3015	1,6010C	PS

Project Name: 1111 ELMWOOD AVE.
Lab Number: L1809132
Project Number: B0369-018-001-004
Report Date: 03/21/18

SAMPLE RESULTS

Lab ID: L1809132-02
Client ID: WC#6
Sample Location: BUFFALO
Date Collected: 03/16/18 14:20
Date Received: 03/16/18
Field Prep: Not Specified

Sample Depth:
Matrix: Soil
Percent Solids: 79%
TCLP/SPLP Ext. Date: 03/20/18 05:18

Parameter	Result	Qualifier	Units	RL	MDL	Dilution Factor	Date Prepared	Date Analyzed	Prep Method	Analytical Method	Analyst
TCLP Metals by EPA 1311 - Mansfield Lab											
Arsenic, TCLP	ND		mg/l	1.00	0.019	1	03/21/18 08:30	03/21/18 10:46	EPA 3015	1,6010C	LC
Barium, TCLP	0.630		mg/l	0.500	0.021	1	03/21/18 08:30	03/21/18 10:46	EPA 3015	1,6010C	LC
Cadmium, TCLP	ND		mg/l	0.100	0.010	1	03/21/18 08:30	03/21/18 10:46	EPA 3015	1,6010C	LC
Chromium, TCLP	ND		mg/l	0.200	0.021	1	03/21/18 08:30	03/21/18 10:46	EPA 3015	1,6010C	LC
Lead, TCLP	ND		mg/l	0.500	0.027	1	03/21/18 08:30	03/21/18 10:46	EPA 3015	1,6010C	LC
Mercury, TCLP	ND		mg/l	0.0010	0.0003	1	03/21/18 09:00	03/21/18 11:37	EPA 7470A	1,7470A	MG
Selenium, TCLP	ND		mg/l	0.500	0.035	1	03/21/18 08:30	03/21/18 10:46	EPA 3015	1,6010C	LC
Silver, TCLP	ND		mg/l	0.100	0.028	1	03/21/18 08:30	03/21/18 10:46	EPA 3015	1,6010C	LC

Project Name: 1111 ELMWOOD AVE. **Lab Number:** L1809132

Project Number: B0369-018-001-004 **Report Date:** 03/21/18

Method Blank Analysis
Batch Quality Control

Parameter	Result	Qualifier	Units	RL	MDL	Dilution Factor	Date Prepared	Date Analyzed	Analytical Method	Analyst
TCLP Metals by EPA 1311 - Mansfield Lab for sample(s): 01 Batch: WG1099097-1										
Arsenic, TCLP	ND		mg/l	1.00	0.019	1	03/21/18 08:30	03/21/18 10:59	1,6010C	PS
Barium, TCLP	ND		mg/l	0.500	0.021	1	03/21/18 08:30	03/21/18 10:59	1,6010C	PS
Cadmium, TCLP	ND		mg/l	0.100	0.010	1	03/21/18 08:30	03/21/18 10:59	1,6010C	PS
Chromium, TCLP	ND		mg/l	0.200	0.021	1	03/21/18 08:30	03/21/18 10:59	1,6010C	PS
Lead, TCLP	ND		mg/l	0.500	0.027	1	03/21/18 08:30	03/21/18 10:59	1,6010C	PS
Selenium, TCLP	ND		mg/l	0.500	0.035	1	03/21/18 08:30	03/21/18 10:59	1,6010C	PS
Silver, TCLP	ND		mg/l	0.100	0.028	1	03/21/18 08:30	03/21/18 10:59	1,6010C	PS

Prep Information

Digestion Method: EPA 3015

TCLP/SPLP Extraction Date: 03/20/18 05:18

Parameter	Result	Qualifier	Units	RL	MDL	Dilution Factor	Date Prepared	Date Analyzed	Analytical Method	Analyst
TCLP Metals by EPA 1311 - Mansfield Lab for sample(s): 02 Batch: WG1099098-1										
Arsenic, TCLP	ND		mg/l	1.00	0.019	1	03/21/18 08:30	03/21/18 10:37	1,6010C	LC
Barium, TCLP	ND		mg/l	0.500	0.021	1	03/21/18 08:30	03/21/18 10:37	1,6010C	LC
Cadmium, TCLP	ND		mg/l	0.100	0.010	1	03/21/18 08:30	03/21/18 10:37	1,6010C	LC
Chromium, TCLP	ND		mg/l	0.200	0.021	1	03/21/18 08:30	03/21/18 10:37	1,6010C	LC
Lead, TCLP	ND		mg/l	0.500	0.027	1	03/21/18 08:30	03/21/18 10:37	1,6010C	LC
Selenium, TCLP	ND		mg/l	0.500	0.035	1	03/21/18 08:30	03/21/18 10:37	1,6010C	LC
Silver, TCLP	ND		mg/l	0.100	0.028	1	03/21/18 08:30	03/21/18 10:37	1,6010C	LC

Prep Information

Digestion Method: EPA 3015

TCLP/SPLP Extraction Date: 03/20/18 05:18

Parameter	Result	Qualifier	Units	RL	MDL	Dilution Factor	Date Prepared	Date Analyzed	Analytical Method	Analyst
TCLP Metals by EPA 1311 - Mansfield Lab for sample(s): 01 Batch: WG1099101-1										
Mercury, TCLP	ND		mg/l	0.0010	0.0003	1	03/21/18 09:00	03/21/18 11:58	1,7470A	MG

Project Name: 1111 ELMWOOD AVE.
Project Number: B0369-018-001-004
Lab Number: L1809132
Report Date: 03/21/18

Method Blank Analysis
Batch Quality Control

Prep Information

Digestion Method: EPA 7470A
TCLP/SPLP Extraction Date: 03/20/18 05:18

Parameter	Result	Qualifier	Units	RL	MDL	Dilution Factor	Date Prepared	Date Analyzed	Analytical Method	Analyst
TCLP Metals by EPA 1311 - Mansfield Lab for sample(s): 02 Batch: WG1099103-1										
Mercury, TCLP	ND		mg/l	0.0010	0.0003	1	03/21/18 09:00	03/21/18 11:28	1,7470A	MG

Prep Information

Digestion Method: EPA 7470A
TCLP/SPLP Extraction Date: 03/20/18 05:18

Lab Control Sample Analysis

Batch Quality Control

Project Name: 1111 ELMWOOD AVE.

Project Number: B0369-018-001-004

Lab Number: L1809132

Report Date: 03/21/18

Parameter	LCS %Recovery	Qual	LCSD %Recovery	Qual	%Recovery Limits	RPD	Qual	RPD Limits
TCLP Metals by EPA 1311 - Mansfield Lab Associated sample(s): 01 Batch: WG1099097-2								
Arsenic, TCLP	106		-		75-125	-		20
Barium, TCLP	92		-		75-125	-		20
Cadmium, TCLP	103		-		75-125	-		20
Chromium, TCLP	99		-		75-125	-		20
Lead, TCLP	93		-		75-125	-		20
Selenium, TCLP	106		-		75-125	-		20
Silver, TCLP	92		-		75-125	-		20
TCLP Metals by EPA 1311 - Mansfield Lab Associated sample(s): 02 Batch: WG1099098-2								
Arsenic, TCLP	110		-		75-125	-		20
Barium, TCLP	94		-		75-125	-		20
Cadmium, TCLP	105		-		75-125	-		20
Chromium, TCLP	94		-		75-125	-		20
Lead, TCLP	100		-		75-125	-		20
Selenium, TCLP	109		-		75-125	-		20
Silver, TCLP	97		-		75-125	-		20
TCLP Metals by EPA 1311 - Mansfield Lab Associated sample(s): 01 Batch: WG1099101-2								
Mercury, TCLP	107		-		80-120	-		

Lab Control Sample Analysis

Batch Quality Control

Project Name: 1111 ELMWOOD AVE.

Project Number: B0369-018-001-004

Lab Number: L1809132

Report Date: 03/21/18

Parameter	LCS %Recovery	LCSD %Recovery	%Recovery Limits	RPD	RPD Limits
TCLP Metals by EPA 1311 - Mansfield Lab Associated sample(s): 02 Batch: WG1099103-2					
Mercury, TCLP	109	-	80-120	-	

Matrix Spike Analysis
Batch Quality Control

Project Name: 1111 ELMWOOD AVE.
Project Number: B0369-018-001-004

Lab Number: L1809132
Report Date: 03/21/18

Parameter	Native Sample	MS Added	MS Found	MS %Recovery	Qual	MSD Found	MSD %Recovery	Qual	Recovery Limits	RPD	Qual	RPD Limits
TCLP Metals by EPA 1311 - Mansfield Lab Associated sample(s): 01 QC Batch ID: WG1099097-3 QC Sample: L1809132-01 Client ID: WC#5												
Arsenic, TCLP	0.020J	1.2	1.31	109		-	-		75-125	-		20
Barium, TCLP	0.603	20	19.1	92		-	-		75-125	-		20
Cadmium, TCLP	ND	0.51	0.534	105		-	-		75-125	-		20
Chromium, TCLP	0.022J	2	1.98	99		-	-		75-125	-		20
Lead, TCLP	0.124J	5.1	4.90	96		-	-		75-125	-		20
Selenium, TCLP	ND	1.2	1.32	110		-	-		75-125	-		20
Silver, TCLP	ND	0.5	0.481	96		-	-		75-125	-		20
TCLP Metals by EPA 1311 - Mansfield Lab Associated sample(s): 02 QC Batch ID: WG1099098-3 QC Sample: L1809132-02 Client ID: WC#6												
Arsenic, TCLP	ND	1.2	1.28	107		-	-		75-125	-		20
Barium, TCLP	0.630	20	18.7	90		-	-		75-125	-		20
Cadmium, TCLP	ND	0.51	0.511	100		-	-		75-125	-		20
Chromium, TCLP	ND	2	1.81	90		-	-		75-125	-		20
Lead, TCLP	ND	5.1	4.87	95		-	-		75-125	-		20
Selenium, TCLP	ND	1.2	1.29	108		-	-		75-125	-		20
Silver, TCLP	ND	0.5	0.461	92		-	-		75-125	-		20
TCLP Metals by EPA 1311 - Mansfield Lab Associated sample(s): 01 QC Batch ID: WG1099101-3 QC Sample: L1809132-01 Client ID: WC#5												
Mercury, TCLP	ND	0.025	0.0270	108		-	-		80-120	-		20
TCLP Metals by EPA 1311 - Mansfield Lab Associated sample(s): 02 QC Batch ID: WG1099103-3 QC Sample: L1809347-01 Client ID: MS Sample												
Mercury, TCLP	ND	0.025	0.0258	103		-	-		80-120	-		20

Lab Duplicate Analysis
Batch Quality Control

Project Name: 1111 ELMWOOD AVE.
Project Number: B0369-018-001-00

Lab Number: L1809132
Report Date: 03/21/18

Parameter	Native Sample	Duplicate Sample	Units	RPD	Qual	RPD Limits
TCLP Metals by EPA 1311 - Mansfield Lab Associated sample(s): 01 QC Batch ID: WG1099097-4 QC Sample: L1809132-01 Client ID: WC#5						
Arsenic, TCLP	0.020J	0.020J	mg/l	NC		20
Barium, TCLP	0.603	0.595	mg/l	1		20
Cadmium, TCLP	ND	ND	mg/l	NC		20
Chromium, TCLP	0.022J	0.021J	mg/l	NC		20
Lead, TCLP	0.124J	0.136J	mg/l	NC		20
Selenium, TCLP	ND	0.044J	mg/l	NC		20
Silver, TCLP	ND	ND	mg/l	NC		20
TCLP Metals by EPA 1311 - Mansfield Lab Associated sample(s): 02 QC Batch ID: WG1099098-4 QC Sample: L1809132-02 Client ID: WC#6						
Arsenic, TCLP	ND	ND	mg/l	NC		20
Barium, TCLP	0.630	0.646	mg/l	3		20
Cadmium, TCLP	ND	ND	mg/l	NC		20
Chromium, TCLP	ND	ND	mg/l	NC		20
Lead, TCLP	ND	ND	mg/l	NC		20
Selenium, TCLP	ND	ND	mg/l	NC		20
Silver, TCLP	ND	ND	mg/l	NC		20
TCLP Metals by EPA 1311 - Mansfield Lab Associated sample(s): 01 QC Batch ID: WG1099101-4 QC Sample: L1809132-01 Client ID: WC#5						
Mercury, TCLP	ND	ND	mg/l	NC		20
TCLP Metals by EPA 1311 - Mansfield Lab Associated sample(s): 02 QC Batch ID: WG1099103-4 QC Sample: L1809347-01 Client ID: DUP Sample						
Mercury, TCLP	ND	ND	mg/l	NC		20

INORGANICS
&
MISCELLANEOUS

Project Name: 1111 ELMWOOD AVE.
Project Number: B0369-018-001-004
Lab Number: L1809132
Report Date: 03/21/18

SAMPLE RESULTS

Lab ID: L1809132-01
Client ID: WC#5
Sample Location: BUFFALO
Sample Depth:
Matrix: Soil

Date Collected: 03/16/18 14:10
Date Received: 03/16/18
Field Prep: Not Specified

Test Material Information

Source of Material:	Unknown
Description of Material:	Non-Metallic - Damp Soil
Particle Size:	Medium
Preliminary Burning Time (sec):	120

Parameter	Result	Date Analyzed	Analytical Method	Analyst
Ignitability of Solids - Westborough Lab				
Ignitability	NI	03/19/18 23:30	1,1030	TL

Project Name: 1111 ELMWOOD AVE.
Project Number: B0369-018-001-004
Lab Number: L1809132
Report Date: 03/21/18

SAMPLE RESULTS

Lab ID: L1809132-02
Client ID: WC#6
Sample Location: BUFFALO
Sample Depth:
Matrix: Soil

Date Collected: 03/16/18 14:20
Date Received: 03/16/18
Field Prep: Not Specified

Test Material Information

Source of Material:	Unknown
Description of Material:	Non-Metallic - Damp Soil
Particle Size:	Medium
Preliminary Burning Time (sec):	120

Parameter	Result	Date Analyzed	Analytical Method	Analyst
Ignitability of Solids - Westborough Lab				
Ignitability	NI	03/19/18 23:30	1,1030	TL

Project Name: 1111 ELMWOOD AVE.
Project Number: B0369-018-001-004

Lab Number: L1809132
Report Date: 03/21/18

SAMPLE RESULTS

Lab ID: L1809132-01
Client ID: WC#5
Sample Location: BUFFALO

Date Collected: 03/16/18 14:10
Date Received: 03/16/18
Field Prep: Not Specified

Sample Depth:
Matrix: Soil

Parameter	Result	Qualifier	Units	RL	MDL	Dilution Factor	Date Prepared	Date Analyzed	Analytical Method	Analyst
General Chemistry - Westborough Lab										
Solids, Total	83.8		%	0.100	NA	1	-	03/19/18 11:30	121,2540G	JK
Cyanide, Total	ND		mg/kg	1.1	0.23	1	03/20/18 12:40	03/20/18 16:56	1,9010C/9012B	LH
pH (H)	8.0		SU	-	NA	1	-	03/19/18 17:56	1,9045D	MA
Cyanide, Reactive	ND		mg/kg	10	10.	1	03/19/18 20:30	03/19/18 22:46	125,7.3	TL
Sulfide, Reactive	ND		mg/kg	10	10.	1	03/19/18 20:30	03/19/18 22:39	125,7.3	TL

Project Name: 1111 ELMWOOD AVE.
Project Number: B0369-018-001-004

Lab Number: L1809132
Report Date: 03/21/18

SAMPLE RESULTS

Lab ID: L1809132-02
Client ID: WC#6
Sample Location: BUFFALO

Date Collected: 03/16/18 14:20
Date Received: 03/16/18
Field Prep: Not Specified

Sample Depth:
Matrix: Soil

Parameter	Result	Qualifier	Units	RL	MDL	Dilution Factor	Date Prepared	Date Analyzed	Analytical Method	Analyst
General Chemistry - Westborough Lab										
Solids, Total	78.7		%	0.100	NA	1	-	03/19/18 11:30	121,2540G	JK
Cyanide, Total	ND		mg/kg	1.2	0.26	1	03/20/18 12:40	03/20/18 16:24	1,9010C/9012B	LH
pH (H)	7.8		SU	-	NA	1	-	03/19/18 17:56	1,9045D	MA
Cyanide, Reactive	ND		mg/kg	10	10.	1	03/19/18 20:30	03/19/18 22:47	125,7.3	TL
Sulfide, Reactive	ND		mg/kg	10	10.	1	03/19/18 20:30	03/19/18 22:39	125,7.3	TL

Project Name: 1111 ELMWOOD AVE.
Project Number: B0369-018-001-004
Lab Number: L1809132
Report Date: 03/21/18

Method Blank Analysis
Batch Quality Control

Parameter	Result	Qualifier	Units	RL	MDL	Dilution Factor	Date Prepared	Date Analyzed	Analytical Method	Analyst
General Chemistry - Westborough Lab for sample(s): 01-02 Batch: WG1098546-1										
Sulfide, Reactive	ND		mg/kg	10	10.	1	03/19/18 20:30	03/19/18 22:38	125,7.3	TL
General Chemistry - Westborough Lab for sample(s): 01-02 Batch: WG1098547-1										
Cyanide, Reactive	ND		mg/kg	10	10.	1	03/19/18 20:30	03/19/18 22:46	125,7.3	TL
General Chemistry - Westborough Lab for sample(s): 01-02 Batch: WG1098751-1										
Cyanide, Total	ND		mg/kg	0.89	0.19	1	03/20/18 12:40	03/20/18 16:04	1,9010C/9012B	LH

Lab Control Sample Analysis

Batch Quality Control

Project Name: 1111 ELMWOOD AVE.

Project Number: B0369-018-001-004

Lab Number: L1809132

Report Date: 03/21/18

Parameter	LCS %Recovery	Qual	LCSD %Recovery	Qual	%Recovery Limits	RPD	Qual	RPD Limits
General Chemistry - Westborough Lab Associated sample(s): 01-02 Batch: WG1098517-1								
pH	100		-		99-101	-		
General Chemistry - Westborough Lab Associated sample(s): 01-02 Batch: WG1098546-2								
Sulfide, Reactive	80		-		60-125	-		40
General Chemistry - Westborough Lab Associated sample(s): 01-02 Batch: WG1098547-2								
Cyanide, Reactive	72		-		30-125	-		40
General Chemistry - Westborough Lab Associated sample(s): 01-02 Batch: WG1098751-2 WG1098751-3								
Cyanide, Total	**53**	Q	**53**	Q	80-120	14		35

Matrix Spike Analysis
Batch Quality Control

Project Name: 1111 ELMWOOD AVE.
Project Number: B0369-018-001-004

Lab Number: L1809132
Report Date: 03/21/18

Parameter	Native Sample	MS Added	MS Found	MS %Recovery	Qual	MSD Found	MSD %Recovery	Qual	Recovery Limits	RPD	Qual	RPD Limits
General Chemistry - Westborough Lab Associated sample(s): 01-02 QC Batch ID: WG1098751-4 WG1098751-5 QC Sample: L1809132-02 Client ID: WC#6												
Cyanide, Total	ND	12	11	95		11	94		75-125	0		35

Lab Duplicate Analysis
Batch Quality Control

Project Name: 1111 ELMWOOD AVE.
Project Number: B0369-018-001-00

Lab Number: L1809132
Report Date: 03/21/18

Parameter	Native Sample	Duplicate Sample	Units	RPD	Qual	RPD Limits
General Chemistry - Westborough Lab Associated sample(s): 01-02 QC Batch ID: WG1098392-1 QC Sample: L1809132-01 Client ID: WC#5						
Solids, Total	83.8	83.9	%	0		20
General Chemistry - Westborough Lab Associated sample(s): 01-02 QC Batch ID: WG1098517-2 QC Sample: L1809032-01 Client ID: DUP Sample						
pH	12.2	12.2	SU	0		5
General Chemistry - Westborough Lab Associated sample(s): 01-02 QC Batch ID: WG1098546-3 QC Sample: L1809121-01 Client ID: DUP Sample						
Sulfide, Reactive	ND	ND	mg/kg	NC		40
General Chemistry - Westborough Lab Associated sample(s): 01-02 QC Batch ID: WG1098547-3 QC Sample: L1809121-01 Client ID: DUP Sample						
Cyanide, Reactive	ND	ND	mg/kg	NC		40

Project Name: 1111 ELMWOOD AVE.
Project Number: B0369-018-001-004

Lab Number: L1809132
Report Date: 03/21/18

Sample Receipt and Container Information

Were project specific reporting limits specified? YES

Cooler Information

Cooler	Custody Seal
A	Absent

Container Information

Container ID	Container Type	Cooler	Initial pH	Final pH	Temp deg C	Pres	Seal	Frozen Date/Time	Analysis(*)
L1809132-01A	Glass 120ml/4oz unpreserved	A	NA		2.2	Y	Absent		TCLP-EXT-ZHE(14)
L1809132-01B	Glass 500ml/16oz unpreserved	A	NA		2.2	Y	Absent		IGNIT-1030(14),REACTS(14),TCN-9010(14),HERB-APA(14),TS(7),PH-9045(1),NYTCL-8081(14),NYTCL-8082(14),REACTCN(14),TPH-DRO-D(14)
L1809132-01S	Vial unpreserved Extracts	A	NA		2.2	Y	Absent		TCLP-VOA(14)
L1809132-01T	Vial unpreserved Extracts	A	NA		2.2	Y	Absent		TCLP-VOA(14)
L1809132-01W	Amber 1000ml unpreserved Extracts	A	NA		2.2	Y	Absent		TCLP-8270(14)
L1809132-01X	Plastic 120ml HNO3 preserved Extracts	A	NA		2.2	Y	Absent		CD-CI(180),AS-CI(180),BA-CI(180),HG-C(28),PB-CI(180),CR-CI(180),SE-CI(180),AG-CI(180)
L1809132-01X9	Tumble Vessel	A	NA		2.2	Y	Absent		-
L1809132-02A	Glass 120ml/4oz unpreserved	A	NA		2.2	Y	Absent		TCLP-EXT-ZHE(14)
L1809132-02B	Glass 500ml/16oz unpreserved	A	NA		2.2	Y	Absent		IGNIT-1030(14),REACTS(14),TCN-9010(14),HERB-APA(14),TS(7),PH-9045(1),NYTCL-8081(14),NYTCL-8082(14),REACTCN(14),TPH-DRO-D(14)
L1809132-02S	Vial unpreserved Extracts	A	NA		2.2	Y	Absent		TCLP-VOA(14)
L1809132-02T	Vial unpreserved Extracts	A	NA		2.2	Y	Absent		TCLP-VOA(14)
L1809132-02W	Amber 1000ml unpreserved Extracts	A	NA		2.2	Y	Absent		TCLP-8270(14)
L1809132-02X	Plastic 120ml HNO3 preserved Extracts	A	NA		2.2	Y	Absent		CD-CI(180),AS-CI(180),BA-CI(180),HG-C(28),PB-CI(180),CR-CI(180),SE-CI(180),AG-CI(180)
L1809132-02X9	Tumble Vessel	A	NA		2.2	Y	Absent		-

*Values in parentheses indicate holding time in days

Project Name:	1111 ELMWOOD AVE.	**Lab Number:**	L1809132
Project Number:	B0369-018-001-004	**Report Date:**	03/21/18

GLOSSARY

Acronyms

EDL	- Estimated Detection Limit: This value represents the level to which target analyte concentrations are reported as estimated values, when those target analyte concentrations are quantified below the reporting limit (RL). The EDL includes any adjustments from dilutions, concentrations or moisture content, where applicable. The use of EDLs is specific to the analysis of PAHs using Solid-Phase Microextraction (SPME).
EPA	- Environmental Protection Agency.
LCS	- Laboratory Control Sample: A sample matrix, free from the analytes of interest, spiked with verified known amounts of analytes or a material containing known and verified amounts of analytes.
LCSD	- Laboratory Control Sample Duplicate: Refer to LCS.
LFB	- Laboratory Fortified Blank: A sample matrix, free from the analytes of interest, spiked with verified known amounts of analytes or a material containing known and verified amounts of analytes.
MDL	- Method Detection Limit: This value represents the level to which target analyte concentrations are reported as estimated values, when those target analyte concentrations are quantified below the reporting limit (RL). The MDL includes any adjustments from dilutions, concentrations or moisture content, where applicable.
MS	- Matrix Spike Sample: A sample prepared by adding a known mass of target analyte to a specified amount of matrix sample for which an independent estimate of target analyte concentration is available.
MSD	- Matrix Spike Sample Duplicate: Refer to MS.
NA	- Not Applicable.
NC	- Not Calculated: Term is utilized when one or more of the results utilized in the calculation are non-detect at the parameter's reporting unit.
NDPA/DPA	- N-Nitrosodiphenylamine/Diphenylamine.
NI	- Not Ignitable.
NP	- Non-Plastic: Term is utilized for the analysis of Atterberg Limits in soil.
RL	- Reporting Limit: The value at which an instrument can accurately measure an analyte at a specific concentration. The RL includes any adjustments from dilutions, concentrations or moisture content, where applicable.
RPD	- Relative Percent Difference: The results from matrix and/or matrix spike duplicates are primarily designed to assess the precision of analytical results in a given matrix and are expressed as relative percent difference (RPD). Values which are less than five times the reporting limit for any individual parameter are evaluated by utilizing the absolute difference between the values; although the RPD value will be provided in the report.
SRM	- Standard Reference Material: A reference sample of a known or certified value that is of the same or similar matrix as the associated field samples.
STLP	- Semi-dynamic Tank Leaching Procedure per EPA Method 1315.
TIC	- Tentatively Identified Compound: A compound that has been identified to be present and is not part of the target compound list (TCL) for the method and/or program. All TICs are qualitatively identified and reported as estimated concentrations.

Footnotes

1	- The reference for this analyte should be considered modified since this analyte is absent from the target analyte list of the original method.

Terms

Analytical Method: Both the document from which the method originates and the analytical reference method. (Example: EPA 8260B is shown as 1,8260B.) The codes for the reference method documents are provided in the References section of the Addendum.

Final pH: As it pertains to Sample Receipt & Container Information section of the report, Final pH reflects pH of container determined after adjustment at the laboratory, if applicable. If no adjustment required, value reflects Initial pH.

Frozen Date/Time: With respect to Volatile Organics in soil, Frozen Date/Time reflects the date/time at which associated Reagent Water-preserved vials were initially frozen. Note: If frozen date/time is beyond 48 hours from sample collection, value will be reflected in 'bold'.

Initial pH: As it pertains to Sample Receipt & Container Information section of the report, Initial pH reflects pH of container determined upon receipt, if applicable.

Total: With respect to Organic analyses, a 'Total' result is defined as the summation of results for individual isomers or Aroclors. If a 'Total' result is requested, the results of its individual components will also be reported. This is applicable to 'Total' results for methods 8260, 8081 and 8082.

Data Qualifiers

A	- Spectra identified as "Aldol Condensation Product".
B	- The analyte was detected above the reporting limit in the associated method blank. Flag only applies to associated field samples that have detectable concentrations of the analyte at less than ten times (10x) the concentration found in the blank. For MCP-related

Report Format: DU Report with 'J' Qualifiers

Project Name:	1111 ELMWOOD AVE.	**Lab Number:**	L1809132
Project Number:	B0369-018-001-004	**Report Date:**	03/21/18

Data Qualifiers

projects, flag only applies to associated field samples that have detectable concentrations of the analyte at less than ten times (10x) the concentration found in the blank. For DOD-related projects, flag only applies to associated field samples that have detectable concentrations of the analyte at less than ten times (10x) the concentration found in the blank AND the analyte was detected above one-half the reporting limit (or above the reporting limit for common lab contaminants) in the associated method blank. For NJ-Air-related projects, flag only applies to associated field samples that have detectable concentrations of the analyte above the reporting limit. For NJ-related projects (excluding Air), flag only applies to associated field samples that have detectable concentrations of the analyte, which was detected above the reporting limit in the associated method blank or above five times the reporting limit for common lab contaminants (Phthalates, Acetone, Methylene Chloride, 2-Butanone).

C - Co-elution: The target analyte co-elutes with a known lab standard (i.e. surrogate, internal standards, etc.) for co-extracted analyses.

D - Concentration of analyte was quantified from diluted analysis. Flag only applies to field samples that have detectable concentrations of the analyte.

E - Concentration of analyte exceeds the range of the calibration curve and/or linear range of the instrument.

G - The concentration may be biased high due to matrix interferences (i.e, co-elution) with non-target compound(s). The result should be considered estimated.

H - The analysis of pH was performed beyond the regulatory-required holding time of 15 minutes from the time of sample collection.

I - The lower value for the two columns has been reported due to obvious interference.

M - Reporting Limit (RL) exceeds the MCP CAM Reporting Limit for this analyte.

NJ - Presumptive evidence of compound. This represents an estimated concentration for Tentatively Identified Compounds (TICs), where the identification is based on a mass spectral library search.

P - The RPD between the results for the two columns exceeds the method-specified criteria.

Q - The quality control sample exceeds the associated acceptance criteria. For DOD-related projects, LCS and/or Continuing Calibration Standard exceedences are also qualified on all associated sample results. Note: This flag is not applicable for matrix spike recoveries when the sample concentration is greater than 4x the spike added or for batch duplicate RPD when the sample concentrations are less than 5x the RL. (Metals only.)

R - Analytical results are from sample re-analysis.

RE - Analytical results are from sample re-extraction.

S - Analytical results are from modified screening analysis.

J - Estimated value. The Target analyte concentration is below the quantitation limit (RL), but above the Method Detection Limit (MDL) or Estimated Detection Limit (EDL) for SPME-related analyses. This represents an estimated concentration for Tentatively Identified Compounds (TICs).

ND - Not detected at the method detection limit (MDL) for the sample, or estimated detection limit (EDL) for SPME-related analyses.

Report Format: DU Report with 'J' Qualifiers

Project Name:	1111 ELMWOOD AVE.	**Lab Number:**	L1809132
Project Number:	B0369-018-001-004	**Report Date:**	03/21/18

REFERENCES

1 Test Methods for Evaluating Solid Waste: Physical/Chemical Methods. EPA SW-846. Third Edition. Updates I - IV, 2007.

121 Standard Methods for the Examination of Water and Wastewater. APHA-AWWA-WEF. Standard Methods Online.

125 Test Methods for Evaluating Solid Waste: Physical/Chemical Methods. EPA SW-846. Third Edition. Updates IIIA, April 1998.

LIMITATION OF LIABILITIES

Alpha Analytical performs services with reasonable care and diligence normal to the analytical testing laboratory industry. In the event of an error, the sole and exclusive responsibility of Alpha Analytical shall be to re-perform the work at it's own expense. In no event shall Alpha Analytical be held liable for any incidental, consequential or special damages, including but not limited to, damages in any way connected with the use of, interpretation of, information or analysis provided by Alpha Analytical.

We strongly urge our clients to comply with EPA protocol regarding sample volume, preservation, cooling, containers, sampling procedures, holding time and splitting of samples in the field.

Certification Information

The following analytes are not included in our Primary NELAP Scope of Accreditation:

Westborough Facility
EPA 624: m/p-xylene, o-xylene
EPA 8260C: NPW: 1,2,4,5-Tetramethylbenzene; 4-Ethyltoluene, Azobenzene; SCM: Iodomethane (methyl iodide), Methyl methacrylate, 1,2,4,5-Tetramethylbenzene; 4-Ethyltoluene.
EPA 8270D: NPW: Dimethylnaphthalene,1,4-Diphenylhydrazine; SCM: Dimethylnaphthalene,1,4-Diphenylhydrazine.
EPA 300: DW: Bromide
EPA 6860: SCM: Perchlorate
EPA 9010: NPW and SCM: Amenable Cyanide Distillation
SM4500: NPW: Amenable Cyanide, Dissolved Oxygen; SCM: Total Phosphorus, TKN, NO2, NO3.

Mansfield Facility
SM 2540D: TSS
EPA 8082A: NPW: PCB: 1, 5, 31, 87,101, 110, 141, 151, 153, 180, 183, 187.
EPA TO-15: Halothane, 2,4,4-Trimethyl-2-pentene, 2,4,4-Trimethyl-1-pentene, Thiophene, 2-Methylthiophene, 3-Methylthiophene, 2-Ethylthiophene, 1,2,3-Trimethylbenzene, Indan, Indene, 1,2,4,5-Tetramethylbenzene, Benzothiophene, 1-Methylnaphthalene.
Biological Tissue Matrix: EPA 3050B

The following analytes are included in our Massachusetts DEP Scope of Accreditation

Westborough Facility:

Drinking Water
EPA 300.0: Chloride, Nitrate-N, Fluoride, Sulfate; **EPA 353.2**: Nitrate-N, Nitrite-N; **SM4500NO3-F**: Nitrate-N, Nitrite-N; **SM4500F-C, SM4500CN-CE, EPA 180.1, SM2130B, SM4500CI-D, SM2320B, SM2540C, SM4500H-B**
EPA 332: Perchlorate; **EPA 524.2:** THMs and VOCs; **EPA 504.1:** EDB, DBCP.
Microbiology: **SM9215B; SM9223-P/A, SM9223B-Colilert-QT,SM9222D**.

Non-Potable Water
SM4500H,B, EPA 120.1, SM2510B, SM2540C, SM2320B, SM4500CL-E, SM4500F-BC, SM4500NH3-BH: Ammonia-N and Kjeldahl-N, **EPA 350.1**: Ammonia-N, **LACHAT 10-107-06-1-B**: Ammonia-N, **EPA 351.1, SM4500NO3-F, EPA 353.2**: Nitrate-N**, EPA 351.1, SM4500P-E, SM4500P-B, E, SM4500SO4-E, SM5220D, EPA 410.4, SM5210B, SM5310C, SM4500CL-D, EPA 1664, EPA 420.1, SM4500-CN-CE, SM2540D.**
EPA 624: Volatile Halocarbons & Aromatics,
EPA 608: Chlordane, Toxaphene, Aldrin, alpha-BHC, beta-BHC, gamma-BHC, delta-BHC, Dieldrin, DDD, DDE, DDT, Endosulfan I, Endosulfan II, Endosulfan sulfate, Endrin, Endrin Aldehyde, Heptachlor, Heptachlor Epoxide, PCBs
EPA 625: SVOC (Acid/Base/Neutral Extractables), **EPA 600/4-81-045**: PCB-Oil.
Microbiology: **SM9223B-Colilert-QT; Enterolert-QT, SM9221E, SM9222D.**

Mansfield Facility:

Drinking Water
EPA 200.7: Al, Ba, Be, Cd, Cr, Cu, Mn, Ni, Na, Ag, Ca, Zn. **EPA 200.8:** Al, Sb, As, Ba, Be, Cd, Cr, Cu, Pb, Mn, Ni, Se, Ag, TL, Zn. **EPA 245.1** Hg.
EPA 522.

Non-Potable Water
EPA 200.7: Al, Sb, As, Be, Cd, Ca, Cr, Co, Cu, Fe, Pb, Mg, Mn, Mo, Ni, K, Se, Ag, Na, Sr, TL, Ti, V, Zn.
EPA 200.8: Al, Sb, As, Be, Cd, Cr, Cu, Pb, Mn, Ni, Se, Ag, TL, Zn.
EPA 245.1 Hg.
SM2340B

For a complete listing of analytes and methods, please contact your Alpha Project Manager.

NEW YORK CHAIN OF CUSTODY

ALPHA ANALYTICAL
Westborough, MA 01581
8 Walkup Dr.
TEL: 508-898-9220
FAX: 508-898-9193

Mansfield, MA 02048
320 Forbes Blvd
TEL: 508-822-9300
FAX: 508-822-3288

Service Centers
Mahwah, NJ 07430: 35 Whitney Rd, Suite 5
Albany, NY 12205: 14 Walker Way
Tonawanda, NY 14150: 275 Cooper Ave, Suite 105

Page 1 of 2

Date Rec'd in Lab: 3/17/18

ALPHA Job #: L1809132

Client Information
Client: 2558 Hamburg Turnpike
Address: Buchanan Eng
Lackawanna NY 14218 Suite 300
Phone: (716) 818-8358
Fax: (716) 818-0583
Email: T.Behrendt@twaleyllc.com

Project Information
Project Name: 1111 Elmwood AVE
Project Location: Buffalo
Project #: 30369-018-001-004-002
(Use Project name as Project #) ☐
Project Manager:
ALPHAQuote #:

Turn-Around Time
Standard ☒ Due Date:
Rush (only if pre approved) ☐ # of Days:

Deliverables
☐ ASP-A ☐ ASP-B
☐ EQuIS (1 File) ☐ EQuIS (4 File)
☐ Other

Regulatory Requirement
☐ NY TOGS ☐ NY Part 375
☐ AWQ Standards ☐ NY CP-51
☐ NY Restricted Use ☐ Other
☐ NY Unrestricted Use
☐ NYC Sewer Discharge

Billing Information
☐ Same as Client Info
PO #

Disposal Site Information
Please identify below location of applicable disposal facilities.
Disposal Facility:
☐ NJ ☐ NY
☐ Other:

These samples have been previously analyzed by Alpha ☐

Other project specific requirements/comments:

Please specify Metals or TAL.

Sample Filtration
☐ Done
☐ Lab to do
Preservation
☐ Lab to do
(Please Specify below)

ALPHA Lab ID (Lab Use Only)	Sample ID	Collection Date	Collection Time	Sample Matrix	Sampler's Initials	TCLP VOC	TCLP METALS TCLP SVOC	PCB, Pin	Post/Herb	Ignitability/TPH	T, CN, Reactive CN	Reactive Sulfide	Sample Specific Comments	Total Bottle
09132 01	WC#5	3/16/18	1410	Soil	TAB	X	X	X	X	X	X	X		
02	WC#6	↓	1420	↓	↓	X	X	X	X	X	X	X		

Preservative Code:
A = None
B = HCl
C = HNO_3
D = H_2SO_4
E = NaOH
F = MeOH
G = $NaHSO_4$
H = $Na_2S_2O_3$
K/E = Zn Ac/NaOH
O = Other

Container Code
P = Plastic
A = Amber Glass
V = Vial
G = Glass
B = Bacteria Cup
C = Cube
O = Other
E = Encore
D = BOD Bottle

Westboro: Certification No: MA935
Mansfield: Certification No: MA015

Container Type: A →
Preservative: A →

Relinquished By:	Date/Time	Received By:	Date/Time
[signature]	3/16/18 1600	Audrey Liley AAC	3/16/18 16:00
Audrey Liley AAC	3/16/18 16:00	[signature]	3/17/18 01:30

Please print clearly, legibly and completely. Samples can not be logged in and turnaround time clock will not start until any ambiguities are resolved. BY EXECUTING THIS COC, THE CLIENT HAS READ AND AGREES TO BE BOUND BY ALPHA'S TERMS & CONDITIONS. (See reverse side.)

Form No: 01-25 HC (rev. 30-Sept-2013)

ANALYTICAL REPORT

Lab Number:	L1809324
Client:	Benchmark & Turnkey Companies 2558 Hamburg Turnpike Suite 300 Buffalo, NY 14218
ATTN:	Chris Boron
Phone:	(716) 856-0599
Project Name:	1111 ELMWOOD AVE.
Project Number:	B0369-015-004-002
Report Date:	03/22/18

The original project report/data package is held by Alpha Analytical. This report/data package is paginated and should be reproduced only in its entirety. Alpha Analytical holds no responsibility for results and/or data that are not consistent with the original.

Certifications & Approvals: MA (M-MA086), NH NELAP (2064), NJ NELAP (MA935), CT (PH-0574), IL (200077), ME (MA00086), MD (348), NY (11148), NC (25700/666), PA (68-03671), RI (LAO00065), TX (T104704476), VT (VT-0935), VA (460195), USDA (Permit #P330-14-00197).

Eight Walkup Drive, Westborough, MA 01581-1019
508-898-9220 (Fax) 508-898-9193 800-624-9220 - www.alphalab.com

Project Name: 1111 ELMWOOD AVE.
Project Number: B0369-015-004-002

Lab Number: L1809324
Report Date: 03/22/18

Alpha Sample ID	Client ID	Matrix	Sample Location	Collection Date/Time	Receive Date
L1809324-01	WC#7	SOIL	BUFFALO, NY	03/19/18 15:40	03/19/18
L1809324-02	WC#8	SOIL	BUFFALO, NY	03/19/18 15:46	03/19/18

Project Name: 1111 ELMWOOD AVE. **Lab Number:** L1809324
Project Number: B0369-015-004-002 **Report Date:** 03/22/18

Case Narrative

The samples were received in accordance with the Chain of Custody and no significant deviations were encountered during the preparation or analysis unless otherwise noted. Sample Receipt, Container Information, and the Chain of Custody are located at the back of the report.

Results contained within this report relate only to the samples submitted under this Alpha Lab Number and meet NELAP requirements for all NELAP accredited parameters unless otherwise noted in the following narrative. The data presented in this report is organized by parameter (i.e. VOC, SVOC, etc.). Sample specific Quality Control data (i.e. Surrogate Spike Recovery) is reported at the end of the target analyte list for each individual sample, followed by the Laboratory Batch Quality Control at the end of each parameter. Tentatively Identified Compounds (TICs), if requested, are reported for compounds identified to be present and are not part of the method/program Target Compound List, even if only a subset of the TCL are being reported. If a sample was re-analyzed or re-extracted due to a required quality control corrective action and if both sets of data are reported, the Laboratory ID of the re-analysis or re-extraction is designated with an "R" or "RE", respectively. When multiple Batch Quality Control elements are reported (e.g. more than one LCS), the associated samples for each element are noted in the grey shaded header line of each data table. Any Laboratory Batch, Sample Specific % recovery or RPD value that is outside the listed Acceptance Criteria is bolded in the report. All specific QC information is also incorporated in the Data Usability format of our Data Merger tool where it can be reviewed along with any associated usability implications. Soil/sediments, solids and tissues are reported on a dry weight basis unless otherwise noted. Definitions of all data qualifiers and acronyms used in this report are provided in the Glossary located at the back of the report.

In reference to questions H (CAM) or 4 (RCP) when "NO" is checked, the performance criteria for CAM and RCP methods allow for some quality control failures to occur and still be within method compliance. In these instances the specific failure is not narrated but noted in the associated QC table. The information is also incorporated in the Data Usability format of our Data Merger tool where it can be reviewed along with any associated usability implications.

Please see the associated ADEx data file for a comparison of laboratory reporting limits that were achieved with the regulatory Numerical Standards requested on the Chain of Custody.

HOLD POLICY
For samples submitted on hold, Alpha's policy is to hold samples (with the exception of Air canisters) free of charge for 21 calendar days from the date the project is completed. After 21 calendar days, we will dispose of all samples submitted including those put on hold unless you have contacted your Client Service Representative and made arrangements for Alpha to continue to hold the samples. Air canisters will be disposed after 3 business days from the date the project is completed.

Please contact Client Services at 800-624-9220 with any questions.

Project Name:	1111 ELMWOOD AVE.	**Lab Number:**	L1809324
Project Number:	B0369-015-004-002	**Report Date:**	03/22/18

Case Narrative (continued)

Report Submission

All non-detect (ND) or estimated concentrations (J-qualified) have been quantitated to the limit noted in the MDL column.

Sample Receipt

L1809324-01 and -02: The analysis of TCLP Volatiles was not received in the recommended container. The analysis was performed at the client's request.

Cyanide, Total

The WG1098846-2/-3 LCS/LCSD recoveries (74%/65%), associated with L1809324-01 and -02, are outside our in-house acceptance criteria, but within the vendor-certified acceptance limits. The results of the original analyses are reported.

I, the undersigned, attest under the pains and penalties of perjury that, to the best of my knowledge and belief and based upon my personal inquiry of those responsible for providing the information contained in this analytical report, such information is accurate and complete. This certificate of analysis is not complete unless this page accompanies any and all pages of this report.

Authorized Signature: Michelle M. Morris

Title: Technical Director/Representative Date: 03/22/18

ORGANICS

VOLATILES

Project Name: 1111 ELMWOOD AVE. **Lab Number:** L1809324

Project Number: B0369-015-004-002 **Report Date:** 03/22/18

SAMPLE RESULTS

Lab ID: L1809324-01
Client ID: WC#7
Sample Location: BUFFALO, NY

Date Collected: 03/19/18 15:40
Date Received: 03/19/18
Field Prep: Not Specified

Sample Depth:
Matrix: Soil
Analytical Method: 1,8260C
Analytical Date: 03/22/18 11:05
Analyst: MM
Percent Solids: 83%
TCLP/SPLP Ext. Date: 03/21/18 15:15

Parameter	Result	Qualifier	Units	RL	MDL	Dilution Factor
TCLP Volatiles by EPA 1311 - Westborough Lab						
Chloroform	ND		ug/l	7.5	2.2	10
Carbon tetrachloride	ND		ug/l	5.0	1.3	10
Tetrachloroethene	ND		ug/l	5.0	1.8	10
Chlorobenzene	ND		ug/l	5.0	1.8	10
1,2-Dichloroethane	ND		ug/l	5.0	1.3	10
Benzene	ND		ug/l	5.0	1.6	10
Vinyl chloride	ND		ug/l	10	0.71	10
1,1-Dichloroethene	ND		ug/l	5.0	1.7	10
Trichloroethene	ND		ug/l	5.0	1.8	10
1,4-Dichlorobenzene	ND		ug/l	25	1.9	10
2-Butanone	ND		ug/l	50	19.	10

Surrogate	% Recovery	Qualifier	Acceptance Criteria
1,2-Dichloroethane-d4	99		70-130
Toluene-d8	99		70-130
4-Bromofluorobenzene	101		70-130
dibromofluoromethane	102		70-130

Project Name: 1111 ELMWOOD AVE. **Lab Number:** L1809324

Project Number: B0369-015-004-002 **Report Date:** 03/22/18

SAMPLE RESULTS

Lab ID: L1809324-02
Client ID: WC#8
Sample Location: BUFFALO, NY

Date Collected: 03/19/18 15:46
Date Received: 03/19/18
Field Prep: Not Specified

Sample Depth:
Matrix: Soil
Analytical Method: 1,8260C
Analytical Date: 03/22/18 11:38
Analyst: MM
Percent Solids: 80%
TCLP/SPLP Ext. Date: 03/21/18 15:15

Parameter	Result	Qualifier	Units	RL	MDL	Dilution Factor
TCLP Volatiles by EPA 1311 - Westborough Lab						
Chloroform	ND		ug/l	7.5	2.2	10
Carbon tetrachloride	ND		ug/l	5.0	1.3	10
Tetrachloroethene	ND		ug/l	5.0	1.8	10
Chlorobenzene	ND		ug/l	5.0	1.8	10
1,2-Dichloroethane	ND		ug/l	5.0	1.3	10
Benzene	ND		ug/l	5.0	1.6	10
Vinyl chloride	ND		ug/l	10	0.71	10
1,1-Dichloroethene	ND		ug/l	5.0	1.7	10
Trichloroethene	ND		ug/l	5.0	1.8	10
1,4-Dichlorobenzene	ND		ug/l	25	1.9	10
2-Butanone	ND		ug/l	50	19.	10

Surrogate	% Recovery	Qualifier	Acceptance Criteria
1,2-Dichloroethane-d4	99		70-130
Toluene-d8	101		70-130
4-Bromofluorobenzene	103		70-130
dibromofluoromethane	98		70-130

Project Name: 1111 ELMWOOD AVE. **Lab Number:** L1809324

Project Number: B0369-015-004-002 **Report Date:** 03/22/18

Method Blank Analysis
Batch Quality Control

Analytical Method: 1,8260C
Analytical Date: 03/22/18 08:18
Analyst: MM
TCLP/SPLP Extraction Date: 03/21/18 15:15

Extraction Date: 03/21/18 15:15

Parameter	Result	Qualifier	Units	RL	MDL
TCLP Volatiles by EPA 1311 - Westborough Lab for sample(s): 01-02 Batch: WG1099550-5					
Chloroform	ND		ug/l	7.5	2.2
Carbon tetrachloride	ND		ug/l	5.0	1.3
Tetrachloroethene	ND		ug/l	5.0	1.8
Chlorobenzene	ND		ug/l	5.0	1.8
1,2-Dichloroethane	ND		ug/l	5.0	1.3
Benzene	ND		ug/l	5.0	1.6
Vinyl chloride	ND		ug/l	10	0.71
1,1-Dichloroethene	ND		ug/l	5.0	1.7
Trichloroethene	ND		ug/l	5.0	1.8
1,4-Dichlorobenzene	ND		ug/l	25	1.9
2-Butanone	ND		ug/l	50	19.

Surrogate	%Recovery	Qualifier	Acceptance Criteria
1,2-Dichloroethane-d4	101		70-130
Toluene-d8	99		70-130
4-Bromofluorobenzene	101		70-130
dibromofluoromethane	98		70-130

Lab Control Sample Analysis
Batch Quality Control

Project Name: 1111 ELMWOOD AVE.
Project Number: B0369-015-004-002

Lab Number: L1809324
Report Date: 03/22/18

Parameter	LCS %Recovery	Qual	LCSD %Recovery	Qual	%Recovery Limits	RPD	Qual	RPD Limits
TCLP Volatiles by EPA 1311 - Westborough Lab Associated sample(s): 01-02 Batch: WG1099550-3 WG1099550-4								
Chloroform	98		93		70-130	5		20
Carbon tetrachloride	91		88		63-132	3		20
Tetrachloroethene	100		100		70-130	0		20
Chlorobenzene	99		94		75-130	5		25
1,2-Dichloroethane	99		95		70-130	4		20
Benzene	97		93		70-130	4		25
Vinyl chloride	100		96		55-140	4		20
1,1-Dichloroethene	110		100		61-145	10		25
Trichloroethene	98		95		70-130	3		25
1,4-Dichlorobenzene	96		94		70-130	2		20
2-Butanone	120		92		63-138	**26**	Q	20

Surrogate	LCS %Recovery	Qual	LCSD %Recovery	Qual	Acceptance Criteria
1,2-Dichloroethane-d4	97		97		70-130
Toluene-d8	101		100		70-130
4-Bromofluorobenzene	100		99		70-130
dibromofluoromethane	100		98		70-130

SEMIVOLATILES

Project Name: 1111 ELMWOOD AVE.
Project Number: B0369-015-004-002
Lab Number: L1809324
Report Date: 03/22/18

SAMPLE RESULTS

Lab ID: L1809324-01
Client ID: WC#7
Sample Location: BUFFALO, NY

Date Collected: 03/19/18 15:40
Date Received: 03/19/18
Field Prep: Not Specified

Sample Depth:
Matrix: Soil
Analytical Method: 1,8270D
Analytical Date: 03/22/18 01:05
Analyst: PS
Percent Solids: 83%
TCLP/SPLP Ext. Date: 03/20/18 16:22

Extraction Method: EPA 3510C
Extraction Date: 03/21/18 12:55

Parameter	Result	Qualifier	Units	RL	MDL	Dilution Factor
TCLP Semivolatiles by EPA 1311 - Westborough Lab						
Hexachlorobenzene	ND		ug/l	10	2.9	1
2,4-Dinitrotoluene	ND		ug/l	25	4.2	1
Hexachlorobutadiene	ND		ug/l	10	3.6	1
Hexachloroethane	ND		ug/l	10	3.4	1
Nitrobenzene	ND		ug/l	10	3.8	1
2,4,6-Trichlorophenol	ND		ug/l	25	3.4	1
Pentachlorophenol	ND		ug/l	50	17.	1
2-Methylphenol	ND		ug/l	25	5.1	1
3-Methylphenol/4-Methylphenol	ND		ug/l	25	5.6	1
2,4,5-Trichlorophenol	ND		ug/l	25	3.6	1
Pyridine	ND		ug/l	18	9.4	1

Surrogate	% Recovery	Qualifier	Acceptance Criteria
2-Fluorophenol	58		21-120
Phenol-d6	54		10-120
Nitrobenzene-d5	52		23-120
2-Fluorobiphenyl	70		15-120
2,4,6-Tribromophenol	73		10-120
4-Terphenyl-d14	83		33-120

Project Name: 1111 ELMWOOD AVE.
Project Number: B0369-015-004-002
Lab Number: L1809324
Report Date: 03/22/18

SAMPLE RESULTS

Lab ID: L1809324-02
Client ID: WC#8
Sample Location: BUFFALO, NY

Date Collected: 03/19/18 15:46
Date Received: 03/19/18
Field Prep: Not Specified

Sample Depth:
Matrix: Soil
Analytical Method: 1,8270D
Analytical Date: 03/22/18 01:29
Analyst: PS
Percent Solids: 80%
TCLP/SPLP Ext. Date: 03/20/18 16:22

Extraction Method: EPA 3510C
Extraction Date: 03/21/18 12:55

Parameter	Result	Qualifier	Units	RL	MDL	Dilution Factor
TCLP Semivolatiles by EPA 1311 - Westborough Lab						
Hexachlorobenzene	ND		ug/l	10	2.9	1
2,4-Dinitrotoluene	ND		ug/l	25	4.2	1
Hexachlorobutadiene	ND		ug/l	10	3.6	1
Hexachloroethane	ND		ug/l	10	3.4	1
Nitrobenzene	ND		ug/l	10	3.8	1
2,4,6-Trichlorophenol	ND		ug/l	25	3.4	1
Pentachlorophenol	ND		ug/l	50	17.	1
2-Methylphenol	ND		ug/l	25	5.1	1
3-Methylphenol/4-Methylphenol	ND		ug/l	25	5.6	1
2,4,5-Trichlorophenol	ND		ug/l	25	3.6	1
Pyridine	ND		ug/l	18	9.4	1

Surrogate	% Recovery	Qualifier	Acceptance Criteria
2-Fluorophenol	74		21-120
Phenol-d6	67		10-120
Nitrobenzene-d5	65		23-120
2-Fluorobiphenyl	90		15-120
2,4,6-Tribromophenol	90		10-120
4-Terphenyl-d14	96		33-120

Project Name: 1111 ELMWOOD AVE.
Project Number: B0369-015-004-002
Lab Number: L1809324
Report Date: 03/22/18

Method Blank Analysis
Batch Quality Control

Analytical Method: 1,8270D
Analytical Date: 03/21/18 21:30
Analyst: PS
TCLP/SPLP Extraction Date: 03/20/18 16:22

Extraction Method: EPA 3510C
Extraction Date: 03/21/18 12:55

Parameter	Result	Qualifier	Units	RL	MDL
TCLP Semivolatiles by EPA 1311 - Westborough Lab for sample(s): 01-02 Batch: WG1099226-1					
Hexachlorobenzene	ND		ug/l	10	2.9
2,4-Dinitrotoluene	ND		ug/l	25	4.2
Hexachlorobutadiene	ND		ug/l	10	3.6
Hexachloroethane	ND		ug/l	10	3.4
Nitrobenzene	ND		ug/l	10	3.8
2,4,6-Trichlorophenol	ND		ug/l	25	3.4
Pentachlorophenol	ND		ug/l	50	17.
2-Methylphenol	ND		ug/l	25	5.1
3-Methylphenol/4-Methylphenol	ND		ug/l	25	5.6
2,4,5-Trichlorophenol	ND		ug/l	25	3.6
Pyridine	ND		ug/l	18	9.4

Surrogate	%Recovery	Qualifier	Acceptance Criteria
2-Fluorophenol	78		21-120
Phenol-d6	69		10-120
Nitrobenzene-d5	67		23-120
2-Fluorobiphenyl	90		15-120
2,4,6-Tribromophenol	91		10-120
4-Terphenyl-d14	98		33-120

Lab Control Sample Analysis
Batch Quality Control

Project Name: 1111 ELMWOOD AVE.
Project Number: B0369-015-004-002

Lab Number: L1809324
Report Date: 03/22/18

Parameter	LCS %Recovery	Qual	LCSD %Recovery	Qual	%Recovery Limits	RPD	Qual	RPD Limits
TCLP Semivolatiles by EPA 1311 - Westborough Lab Associated sample(s): 01-02 Batch: WG1099226-2 WG1099226-3								
Hexachlorobenzene	87		85		40-140	2		30
2,4-Dinitrotoluene	82		77		40-132	6		30
Hexachlorobutadiene	79		82		28-111	4		30
Hexachloroethane	68		72		21-105	6		30
Nitrobenzene	60		65		40-140	8		30
2,4,6-Trichlorophenol	82		85		30-130	4		30
Pentachlorophenol	74		72		9-103	3		30
2-Methylphenol	73		77		30-130	5		30
3-Methylphenol/4-Methylphenol	71		75		30-130	5		30
2,4,5-Trichlorophenol	90		89		30-130	1		30
Pyridine	16		48		10-66	**100**	Q	30

Surrogate	LCS %Recovery	Qual	LCSD %Recovery	Qual	Acceptance Criteria
2-Fluorophenol	69		73		21-120
Phenol-d6	67		68		10-120
Nitrobenzene-d5	64		67		23-120
2-Fluorobiphenyl	85		86		15-120
2,4,6-Tribromophenol	98		90		10-120
4-Terphenyl-d14	94		87		33-120

PETROLEUM HYDROCARBONS

Project Name: 1111 ELMWOOD AVE.
Lab Number: L1809324
Project Number: B0369-015-004-002
Report Date: 03/22/18

SAMPLE RESULTS

Lab ID: L1809324-01
Client ID: WC#7
Sample Location: BUFFALO, NY

Date Collected: 03/19/18 15:40
Date Received: 03/19/18
Field Prep: Not Specified

Sample Depth:
Matrix: Soil
Analytical Method: 1,8015C(M)
Analytical Date: 03/20/18 12:56
Analyst: MEO
Percent Solids: 83%

Extraction Method: EPA 3546
Extraction Date: 03/20/18 03:25

Parameter	Result	Qualifier	Units	RL	MDL	Dilution Factor
Petroleum Hydrocarbon Quantitation - Westborough Lab						
TPH	29900	J	ug/kg	39400	4530	1

Surrogate	% Recovery	Qualifier	Acceptance Criteria
o-Terphenyl	88		40-140

Project Name: 1111 ELMWOOD AVE.
Lab Number: L1809324
Project Number: B0369-015-004-002
Report Date: 03/22/18

SAMPLE RESULTS

Lab ID: L1809324-02
Client ID: WC#8
Sample Location: BUFFALO, NY

Date Collected: 03/19/18 15:46
Date Received: 03/19/18
Field Prep: Not Specified

Sample Depth:
Matrix: Soil
Analytical Method: 1,8015C(M)
Analytical Date: 03/20/18 13:30
Analyst: MEO
Percent Solids: 80%

Extraction Method: EPA 3546
Extraction Date: 03/20/18 03:25

Parameter	Result	Qualifier	Units	RL	MDL	Dilution Factor
Petroleum Hydrocarbon Quantitation - Westborough Lab						
TPH	47100		ug/kg	39200	4510	1

Surrogate	% Recovery	Qualifier	Acceptance Criteria
o-Terphenyl	101		40-140

Project Name: 1111 ELMWOOD AVE.
Project Number: B0369-015-004-002

Lab Number: L1809324
Report Date: 03/22/18

Method Blank Analysis
Batch Quality Control

Analytical Method: 1,8015C(M)
Analytical Date: 03/20/18 11:17
Analyst: MEO

Extraction Method: EPA 3546
Extraction Date: 03/20/18 03:25

Parameter	Result	Qualifier	Units	RL	MDL
Petroleum Hydrocarbon Quantitation - Westborough Lab for sample(s): 01-02 Batch: WG1098625-1					
TPH	ND		ug/kg	32700	3760

Surrogate	%Recovery	Qualifier	Acceptance Criteria
o-Terphenyl	70		40-140

Lab Control Sample Analysis

Batch Quality Control

Project Name: 1111 ELMWOOD AVE.

Project Number: B0369-015-004-002

Lab Number: L1809324

Report Date: 03/22/18

Parameter	LCS %Recovery	Qual	LCSD %Recovery	Qual	%Recovery Limits	RPD	Qual	RPD Limits
Petroleum Hydrocarbon Quantitation - Westborough Lab Associated sample(s): 01-02 Batch: WG1098625-2								
TPH	90		-		40-140	-		40

Surrogate	LCS %Recovery	Qual	LCSD %Recovery	Qual	Acceptance Criteria
o-Terphenyl	86				40-140

Lab Duplicate Analysis
Batch Quality Control

Project Name: 1111 ELMWOOD AVE.
Project Number: B0369-015-004-00

Lab Number: L1809324
Report Date: 03/22/18

Parameter	Native Sample	Duplicate Sample	Units	RPD	Qual	RPD Limits
Petroleum Hydrocarbon Quantitation - Westborough Lab Associated sample(s): 01-02 QC Batch ID: WG1098625-3 QC Sample: L1809324-01 Client ID: WC#7						
TPH	29900J	37600J	ug/kg	NC		40

Surrogate	%Recovery	Qualifier	%Recovery	Qualifier	Acceptance Criteria
o-Terphenyl	88		97		40-140

PCBS

Project Name: 1111 ELMWOOD AVE.
Project Number: B0369-015-004-002
Lab Number: L1809324
Report Date: 03/22/18

SAMPLE RESULTS

Lab ID: L1809324-01
Client ID: WC#7
Sample Location: BUFFALO, NY

Date Collected: 03/19/18 15:40
Date Received: 03/19/18
Field Prep: Not Specified

Sample Depth:
Matrix: Soil
Analytical Method: 1,8082A
Analytical Date: 03/21/18 01:21
Analyst: AF
Percent Solids: 83%

Extraction Method: EPA 3546
Extraction Date: 03/20/18 03:08
Cleanup Method: EPA 3665A
Cleanup Date: 03/20/18
Cleanup Method: EPA 3660B
Cleanup Date: 03/20/18

Parameter	Result	Qualifier	Units	RL	MDL	Dilution Factor	Column
Polychlorinated Biphenyls by GC - Westborough Lab							
Aroclor 1016	ND		ug/kg	38.0	4.31	1	A
Aroclor 1221	ND		ug/kg	38.0	5.79	1	A
Aroclor 1232	ND		ug/kg	38.0	3.74	1	A
Aroclor 1242	ND		ug/kg	38.0	4.66	1	A
Aroclor 1248	ND		ug/kg	38.0	4.27	1	A
Aroclor 1254	ND		ug/kg	38.0	3.10	1	A
Aroclor 1260	ND		ug/kg	38.0	3.97	1	A
Aroclor 1262	ND		ug/kg	38.0	3.13	1	A
Aroclor 1268	ND		ug/kg	38.0	2.69	1	A
PCBs, Total	ND		ug/kg	38.0	2.69	1	A

Surrogate	% Recovery	Qualifier	Acceptance Criteria	Column
2,4,5,6-Tetrachloro-m-xylene	69		30-150	A
Decachlorobiphenyl	51		30-150	A
2,4,5,6-Tetrachloro-m-xylene	66		30-150	B
Decachlorobiphenyl	68		30-150	B

Project Name: 1111 ELMWOOD AVE. **Lab Number:** L1809324

Project Number: B0369-015-004-002 **Report Date:** 03/22/18

SAMPLE RESULTS

Lab ID: L1809324-02
Client ID: WC#8
Sample Location: BUFFALO, NY

Date Collected: 03/19/18 15:46
Date Received: 03/19/18
Field Prep: Not Specified

Sample Depth:
Matrix: Soil
Analytical Method: 1,8082A
Analytical Date: 03/21/18 01:33
Analyst: AF
Percent Solids: 80%

Extraction Method: EPA 3546
Extraction Date: 03/20/18 03:08
Cleanup Method: EPA 3665A
Cleanup Date: 03/20/18
Cleanup Method: EPA 3660B
Cleanup Date: 03/20/18

Parameter	Result	Qualifier	Units	RL	MDL	Dilution Factor	Column
Polychlorinated Biphenyls by GC - Westborough Lab							
Aroclor 1016	ND		ug/kg	40.1	4.55	1	A
Aroclor 1221	ND		ug/kg	40.1	6.10	1	A
Aroclor 1232	ND		ug/kg	40.1	3.95	1	A
Aroclor 1242	ND		ug/kg	40.1	4.91	1	A
Aroclor 1248	ND		ug/kg	40.1	4.50	1	A
Aroclor 1254	ND		ug/kg	40.1	3.27	1	A
Aroclor 1260	ND		ug/kg	40.1	4.19	1	A
Aroclor 1262	ND		ug/kg	40.1	3.30	1	A
Aroclor 1268	ND		ug/kg	40.1	2.84	1	A
PCBs, Total	ND		ug/kg	40.1	2.84	1	A

Surrogate	% Recovery	Qualifier	Acceptance Criteria	Column
2,4,5,6-Tetrachloro-m-xylene	72		30-150	A
Decachlorobiphenyl	53		30-150	A
2,4,5,6-Tetrachloro-m-xylene	71		30-150	B
Decachlorobiphenyl	74		30-150	B

Project Name: 1111 ELMWOOD AVE.
Project Number: B0369-015-004-002

Lab Number: L1809324
Report Date: 03/22/18

Method Blank Analysis
Batch Quality Control

Analytical Method: 1,8082A
Analytical Date: 03/20/18 22:52
Analyst: HT

Extraction Method: EPA 3546
Extraction Date: 03/20/18 03:08
Cleanup Method: EPA 3665A
Cleanup Date: 03/20/18
Cleanup Method: EPA 3660B
Cleanup Date: 03/20/18

Parameter	Result	Qualifier	Units	RL	MDL	Column
Polychlorinated Biphenyls by GC - Westborough Lab for sample(s): 01-02 Batch: WG1098623-1						
Aroclor 1016	ND		ug/kg	33.0	3.74	A
Aroclor 1221	ND		ug/kg	33.0	5.02	A
Aroclor 1232	ND		ug/kg	33.0	3.25	A
Aroclor 1242	ND		ug/kg	33.0	4.04	A
Aroclor 1248	ND		ug/kg	33.0	3.70	A
Aroclor 1254	ND		ug/kg	33.0	2.69	A
Aroclor 1260	ND		ug/kg	33.0	3.44	A
Aroclor 1262	ND		ug/kg	33.0	2.71	A
Aroclor 1268	ND		ug/kg	33.0	2.34	A
PCBs, Total	ND		ug/kg	33.0	2.34	A

Surrogate	%Recovery	Qualifier	Acceptance Criteria	Column
2,4,5,6-Tetrachloro-m-xylene	83		30-150	A
Decachlorobiphenyl	93		30-150	A
2,4,5,6-Tetrachloro-m-xylene	81		30-150	B
Decachlorobiphenyl	87		30-150	B

Lab Control Sample Analysis
Batch Quality Control

Project Name: 1111 ELMWOOD AVE.
Project Number: B0369-015-004-002

Lab Number: L1809324
Report Date: 03/22/18

Parameter	LCS %Recovery	Qual	LCSD %Recovery	Qual	%Recovery Limits	RPD	Qual	RPD Limits	Column
Polychlorinated Biphenyls by GC - Westborough Lab Associated sample(s): 01-02 Batch: WG1098623-2 WG1098623-3									
Aroclor 1016	67		78		40-140	15		50	A
Aroclor 1260	72		86		40-140	18		50	A

Surrogate	LCS %Recovery	Qual	LCSD %Recovery	Qual	Acceptance Criteria	Column
2,4,5,6-Tetrachloro-m-xylene	80		92		30-150	A
Decachlorobiphenyl	87		103		30-150	A
2,4,5,6-Tetrachloro-m-xylene	74		87		30-150	B
Decachlorobiphenyl	82		98		30-150	B

PESTICIDES

Project Name: 1111 ELMWOOD AVE.
Project Number: B0369-015-004-002
Lab Number: L1809324
Report Date: 03/22/18

SAMPLE RESULTS

Lab ID: L1809324-01
Client ID: WC#7
Sample Location: BUFFALO, NY

Date Collected: 03/19/18 15:40
Date Received: 03/19/18
Field Prep: Not Specified

Sample Depth:
Matrix: Soil
Analytical Method: 1,8081B
Analytical Date: 03/21/18 07:05
Analyst: TQ
Percent Solids: 83%

Extraction Method: EPA 3546
Extraction Date: 03/20/18 02:55
Cleanup Method: EPA 3620B
Cleanup Date: 03/20/18

Parameter	Result	Qualifier	Units	RL	MDL	Dilution Factor	Column
Organochlorine Pesticides by GC - Westborough Lab							
Delta-BHC	ND		ug/kg	1.81	0.354	1	A
Lindane	ND		ug/kg	0.753	0.336	1	A
Alpha-BHC	ND		ug/kg	0.753	0.214	1	A
Beta-BHC	ND		ug/kg	1.81	0.685	1	A
Heptachlor	ND		ug/kg	0.903	0.405	1	A
Aldrin	ND		ug/kg	1.81	0.636	1	A
Heptachlor epoxide	ND		ug/kg	3.39	1.02	1	A
Endrin	ND		ug/kg	0.753	0.308	1	A
Endrin aldehyde	ND		ug/kg	2.26	0.790	1	A
Endrin ketone	ND		ug/kg	1.81	0.465	1	A
Dieldrin	ND		ug/kg	1.13	0.564	1	A
4,4'-DDE	ND		ug/kg	1.81	0.418	1	A
4,4'-DDD	ND		ug/kg	1.81	0.644	1	A
4,4'-DDT	ND		ug/kg	3.39	1.45	1	A
Endosulfan I	ND		ug/kg	1.81	0.427	1	A
Endosulfan II	ND		ug/kg	1.81	0.604	1	A
Endosulfan sulfate	ND		ug/kg	0.753	0.358	1	A
Methoxychlor	ND		ug/kg	3.39	1.05	1	A
Toxaphene	ND		ug/kg	33.9	9.48	1	A
cis-Chlordane	ND		ug/kg	2.26	0.629	1	A
trans-Chlordane	ND		ug/kg	2.26	0.596	1	A
Chlordane	ND		ug/kg	14.7	5.98	1	A

Project Name: 1111 ELMWOOD AVE. **Lab Number:** L1809324

Project Number: B0369-015-004-002 **Report Date:** 03/22/18

SAMPLE RESULTS

Lab ID: L1809324-01 Date Collected: 03/19/18 15:40

Client ID: WC#7 Date Received: 03/19/18

Sample Location: BUFFALO, NY Field Prep: Not Specified

Sample Depth:

Parameter	Result	Qualifier	Units	RL	MDL	Dilution Factor	Column
Organochlorine Pesticides by GC - Westborough Lab							

Surrogate	% Recovery	Qualifier	Acceptance Criteria	Column
2,4,5,6-Tetrachloro-m-xylene	93		30-150	B
Decachlorobiphenyl	109		30-150	B
2,4,5,6-Tetrachloro-m-xylene	98		30-150	A
Decachlorobiphenyl	122		30-150	A

Project Name: 1111 ELMWOOD AVE.
Lab Number: L1809324
Project Number: B0369-015-004-002
Report Date: 03/22/18

SAMPLE RESULTS

Lab ID: L1809324-01
Client ID: WC#7
Sample Location: BUFFALO, NY

Date Collected: 03/19/18 15:40
Date Received: 03/19/18
Field Prep: Not Specified

Sample Depth:
Matrix: Soil
Analytical Method: 1,8151A
Analytical Date: 03/20/18 14:44
Analyst: SL
Percent Solids: 83%
Methylation Date: 03/20/18 10:54

Extraction Method: EPA 8151A
Extraction Date: 03/20/18 02:24

Parameter	Result	Qualifier	Units	RL	MDL	Dilution Factor	Column
Chlorinated Herbicides by GC - Westborough Lab							
2,4-D	ND		ug/kg	199	12.5	1	A
2,4,5-T	ND		ug/kg	199	6.17	1	A
2,4,5-TP (Silvex)	ND		ug/kg	199	5.29	1	A

Surrogate	% Recovery	Qualifier	Acceptance Criteria	Column
DCAA	110		30-150	A
DCAA	101		30-150	B

Project Name: 1111 ELMWOOD AVE.
Project Number: B0369-015-004-002
Lab Number: L1809324
Report Date: 03/22/18

SAMPLE RESULTS

Lab ID: L1809324-02
Client ID: WC#8
Sample Location: BUFFALO, NY

Date Collected: 03/19/18 15:46
Date Received: 03/19/18
Field Prep: Not Specified

Sample Depth:
Matrix: Soil
Analytical Method: 1,8081B
Analytical Date: 03/21/18 07:17
Analyst: JW
Percent Solids: 80%

Extraction Method: EPA 3546
Extraction Date: 03/20/18 02:55
Cleanup Method: EPA 3620B
Cleanup Date: 03/20/18

Parameter	Result	Qualifier	Units	RL	MDL	Dilution Factor	Column
Organochlorine Pesticides by GC - Westborough Lab							
Delta-BHC	ND		ug/kg	1.92	0.375	1	A
Lindane	ND		ug/kg	0.799	0.357	1	A
Alpha-BHC	ND		ug/kg	0.799	0.227	1	A
Beta-BHC	ND		ug/kg	1.92	0.727	1	A
Heptachlor	ND		ug/kg	0.958	0.430	1	A
Aldrin	ND		ug/kg	1.92	0.675	1	A
Heptachlor epoxide	ND		ug/kg	3.59	1.08	1	A
Endrin	ND		ug/kg	0.799	0.327	1	A
Endrin aldehyde	ND		ug/kg	2.40	0.839	1	A
Endrin ketone	ND		ug/kg	1.92	0.494	1	A
Dieldrin	ND		ug/kg	1.20	0.599	1	A
4,4'-DDE	1.21	J	ug/kg	1.92	0.443	1	B
4,4'-DDD	ND		ug/kg	1.92	0.684	1	A
4,4'-DDT	ND		ug/kg	3.59	1.54	1	A
Endosulfan I	ND		ug/kg	1.92	0.453	1	A
Endosulfan II	ND		ug/kg	1.92	0.640	1	A
Endosulfan sulfate	ND		ug/kg	0.799	0.380	1	A
Methoxychlor	ND		ug/kg	3.59	1.12	1	A
Toxaphene	ND		ug/kg	35.9	10.1	1	A
cis-Chlordane	ND		ug/kg	2.40	0.668	1	A
trans-Chlordane	ND		ug/kg	2.40	0.633	1	A
Chlordane	ND		ug/kg	15.6	6.35	1	A

Project Name: 1111 ELMWOOD AVE. **Lab Number:** L1809324

Project Number: B0369-015-004-002 **Report Date:** 03/22/18

SAMPLE RESULTS

Lab ID: L1809324-02 Date Collected: 03/19/18 15:46

Client ID: WC#8 Date Received: 03/19/18

Sample Location: BUFFALO, NY Field Prep: Not Specified

Sample Depth:

Parameter	Result	Qualifier	Units	RL	MDL	Dilution Factor	Column
Organochlorine Pesticides by GC - Westborough Lab							

Surrogate	% Recovery	Qualifier	Acceptance Criteria	Column
2,4,5,6-Tetrachloro-m-xylene	78		30-150	B
Decachlorobiphenyl	94		30-150	B
2,4,5,6-Tetrachloro-m-xylene	89		30-150	A
Decachlorobiphenyl	108		30-150	A

Project Name: 1111 ELMWOOD AVE.
Lab Number: L1809324
Project Number: B0369-015-004-002
Report Date: 03/22/18

SAMPLE RESULTS

Lab ID: L1809324-02
Client ID: WC#8
Sample Location: BUFFALO, NY

Date Collected: 03/19/18 15:46
Date Received: 03/19/18
Field Prep: Not Specified

Sample Depth:
Matrix: Soil
Analytical Method: 1,8151A
Analytical Date: 03/20/18 15:03
Analyst: SL
Percent Solids: 80%
Methylation Date: 03/20/18 10:54

Extraction Method: EPA 8151A
Extraction Date: 03/20/18 02:24

Parameter	Result	Qualifier	Units	RL	MDL	Dilution Factor	Column
Chlorinated Herbicides by GC - Westborough Lab							
2,4-D	ND		ug/kg	206	13.0	1	A
2,4,5-T	ND		ug/kg	206	6.39	1	A
2,4,5-TP (Silvex)	ND		ug/kg	206	5.48	1	A

Surrogate	% Recovery	Qualifier	Acceptance Criteria	Column
DCAA	122		30-150	A
DCAA	109		30-150	B

Project Name: 1111 ELMWOOD AVE.
Project Number: B0369-015-004-002

Lab Number: L1809324
Report Date: 03/22/18

Method Blank Analysis
Batch Quality Control

Analytical Method: 1,8081B
Analytical Date: 03/20/18 06:40
Analyst: JW

Extraction Method: EPA 3546
Extraction Date: 03/19/18 16:55
Cleanup Method: EPA 3620B
Cleanup Date: 03/20/18

Parameter	Result	Qualifier	Units	RL	MDL	Column
Organochlorine Pesticides by GC - Westborough Lab for sample(s): 01-02 Batch: WG1098521-1						
Delta-BHC	ND		ug/kg	1.52	0.297	A
Lindane	ND		ug/kg	0.631	0.282	A
Alpha-BHC	ND		ug/kg	0.631	0.179	A
Beta-BHC	ND		ug/kg	1.52	0.574	A
Heptachlor	ND		ug/kg	0.758	0.340	A
Aldrin	ND		ug/kg	1.52	0.533	A
Heptachlor epoxide	ND		ug/kg	2.84	0.852	A
Endrin	ND		ug/kg	0.631	0.259	A
Endrin aldehyde	ND		ug/kg	1.89	0.663	A
Endrin ketone	ND		ug/kg	1.52	0.390	A
Dieldrin	ND		ug/kg	0.947	0.473	A
4,4'-DDE	ND		ug/kg	1.52	0.350	A
4,4'-DDD	ND		ug/kg	1.52	0.540	A
4,4'-DDT	ND		ug/kg	2.84	1.22	A
Endosulfan I	ND		ug/kg	1.52	0.358	A
Endosulfan II	ND		ug/kg	1.52	0.506	A
Endosulfan sulfate	ND		ug/kg	0.631	0.300	A
Methoxychlor	ND		ug/kg	2.84	0.884	A
Toxaphene	ND		ug/kg	28.4	7.95	A
cis-Chlordane	ND		ug/kg	1.89	0.528	A
trans-Chlordane	ND		ug/kg	1.89	0.500	A
Chlordane	ND		ug/kg	12.3	5.02	A

Project Name: 1111 ELMWOOD AVE.
Project Number: B0369-015-004-002

Lab Number: L1809324
Report Date: 03/22/18

Method Blank Analysis
Batch Quality Control

Analytical Method: 1,8081B
Analytical Date: 03/20/18 06:40
Analyst: JW

Extraction Method: EPA 3546
Extraction Date: 03/19/18 16:55
Cleanup Method: EPA 3620B
Cleanup Date: 03/20/18

Parameter	Result	Qualifier	Units	RL	MDL	Column
Organochlorine Pesticides by GC - Westborough Lab for sample(s): 01-02 Batch: WG1098521-1						

Surrogate	%Recovery	Qualifier	Acceptance Criteria	Column
2,4,5,6-Tetrachloro-m-xylene	78		30-150	B
Decachlorobiphenyl	100		30-150	B
2,4,5,6-Tetrachloro-m-xylene	82		30-150	A
Decachlorobiphenyl	96		30-150	A

Project Name: 1111 ELMWOOD AVE.
Project Number: B0369-015-004-002

Lab Number: L1809324
Report Date: 03/22/18

Method Blank Analysis
Batch Quality Control

Analytical Method: 1,8151A
Analytical Date: 03/20/18 11:17
Analyst: SL

Extraction Method: EPA 8151A
Extraction Date: 03/20/18 00:27

Methylation Date: 03/20/18 10:54

Parameter	Result	Qualifier	Units	RL	MDL	Column
Chlorinated Herbicides by GC - Westborough Lab for sample(s): 01-02 Batch: WG1098601-1						
2,4-D	ND		ug/kg	162	10.2	A
2,4,5-T	ND		ug/kg	162	5.02	A
2,4,5-TP (Silvex)	ND		ug/kg	162	4.30	A

Surrogate	%Recovery	Qualifier	Acceptance Criteria	Column
DCAA	98		30-150	A
DCAA	105		30-150	B

Lab Control Sample Analysis

Batch Quality Control

Project Name: 1111 ELMWOOD AVE.

Project Number: B0369-015-004-002

Lab Number: L1809324

Report Date: 03/22/18

Parameter	LCS %Recovery	Qual	LCSD %Recovery	Qual	%Recovery Limits	RPD	Qual	RPD Limits	Column
Organochlorine Pesticides by GC - Westborough Lab Associated sample(s): 01-02 Batch: WG1098521-2 WG1098521-3									
Delta-BHC	75		83		30-150	10		30	A
Lindane	77		82		30-150	6		30	A
Alpha-BHC	82		87		30-150	6		30	A
Beta-BHC	73		83		30-150	13		30	A
Heptachlor	78		82		30-150	5		30	A
Aldrin	86		90		30-150	5		30	A
Heptachlor epoxide	81		85		30-150	5		30	A
Endrin	86		91		30-150	6		30	A
Endrin aldehyde	54		60		30-150	11		30	A
Endrin ketone	75		83		30-150	10		30	A
Dieldrin	92		99		30-150	7		30	A
4,4'-DDE	84		85		30-150	1		30	A
4,4'-DDD	78		85		30-150	9		30	A
4,4'-DDT	79		84		30-150	6		30	A
Endosulfan I	83		84		30-150	1		30	A
Endosulfan II	79		83		30-150	5		30	A
Endosulfan sulfate	41		44		30-150	7		30	A
Methoxychlor	81		90		30-150	11		30	A
cis-Chlordane	68		73		30-150	7		30	A
trans-Chlordane	57		67		30-150	16		30	A

Lab Control Sample Analysis

Batch Quality Control

Project Name: 1111 ELMWOOD AVE.

Project Number: B0369-015-004-002

Lab Number: L1809324

Report Date: 03/22/18

Parameter	LCS %Recovery	Qual	LCSD %Recovery	Qual	%Recovery Limits	RPD	Qual	RPD Limits
Organochlorine Pesticides by GC - Westborough Lab Associated sample(s): 01-02 Batch: WG1098521-2 WG1098521-3								

Surrogate	LCS %Recovery	Qual	LCSD %Recovery	Qual	Acceptance Criteria	Column
2,4,5,6-Tetrachloro-m-xylene	84		86		30-150	B
Decachlorobiphenyl	102		103		30-150	B
2,4,5,6-Tetrachloro-m-xylene	83		88		30-150	A
Decachlorobiphenyl	102		96		30-150	A

Lab Control Sample Analysis

Batch Quality Control

Project Name: 1111 ELMWOOD AVE.

Project Number: B0369-015-004-002

Lab Number: L1809324

Report Date: 03/22/18

Parameter	LCS %Recovery	Qual	LCSD %Recovery	Qual	%Recovery Limits	RPD	Qual	RPD Limits	Column
Chlorinated Herbicides by GC - Westborough Lab Associated sample(s): 01-02 Batch: WG1098601-2 WG1098601-3									
2,4-D	87		95		30-150	9		30	A
2,4,5-T	96		96		30-150	0		30	A
2,4,5-TP (Silvex)	89		87		30-150	2		30	A

Surrogate	LCS %Recovery	Qual	LCSD %Recovery	Qual	Acceptance Criteria	Column
DCAA	105		108		30-150	A
DCAA	113		121		30-150	B

METALS

Project Name: 1111 ELMWOOD AVE.
Lab Number: L1809324
Project Number: B0369-015-004-002
Report Date: 03/22/18

SAMPLE RESULTS

Lab ID: L1809324-01
Client ID: WC#7
Sample Location: BUFFALO, NY
Date Collected: 03/19/18 15:40
Date Received: 03/19/18
Field Prep: Not Specified

Sample Depth:
Matrix: Soil
Percent Solids: 83%
TCLP/SPLP Ext. Date: 03/20/18 16:22

Parameter	Result	Qualifier	Units	RL	MDL	Dilution Factor	Date Prepared	Date Analyzed	Prep Method	Analytical Method	Analyst
TCLP Metals by EPA 1311 - Mansfield Lab											
Arsenic, TCLP	ND		mg/l	1.00	0.019	1	03/21/18 12:55	03/21/18 17:07	EPA 3015	1,6010C	PS
Barium, TCLP	0.677		mg/l	0.500	0.021	1	03/21/18 12:55	03/21/18 17:07	EPA 3015	1,6010C	PS
Cadmium, TCLP	ND		mg/l	0.100	0.010	1	03/21/18 12:55	03/21/18 17:07	EPA 3015	1,6010C	PS
Chromium, TCLP	0.023	J	mg/l	0.200	0.021	1	03/21/18 12:55	03/21/18 17:07	EPA 3015	1,6010C	PS
Lead, TCLP	0.068	J	mg/l	0.500	0.027	1	03/21/18 12:55	03/21/18 17:07	EPA 3015	1,6010C	PS
Mercury, TCLP	ND		mg/l	0.0010	0.0003	1	03/21/18 14:01	03/21/18 19:58	EPA 7470A	1,7470A	EA
Selenium, TCLP	ND		mg/l	0.500	0.035	1	03/21/18 12:55	03/21/18 17:07	EPA 3015	1,6010C	PS
Silver, TCLP	ND		mg/l	0.100	0.028	1	03/21/18 12:55	03/21/18 17:07	EPA 3015	1,6010C	PS

Project Name: 1111 ELMWOOD AVE.
Lab Number: L1809324
Project Number: B0369-015-004-002
Report Date: 03/22/18

SAMPLE RESULTS

Lab ID: L1809324-02
Client ID: WC#8
Sample Location: BUFFALO, NY
Date Collected: 03/19/18 15:46
Date Received: 03/19/18
Field Prep: Not Specified

Sample Depth:
Matrix: Soil
Percent Solids: 80%
TCLP/SPLP Ext. Date: 03/20/18 16:22

Parameter	Result	Qualifier	Units	RL	MDL	Dilution Factor	Date Prepared	Date Analyzed	Prep Method	Analytical Method	Analyst
TCLP Metals by EPA 1311 - Mansfield Lab											
Arsenic, TCLP	0.027	J	mg/l	1.00	0.019	1	03/21/18 12:55	03/21/18 17:36	EPA 3015	1,6010C	PS
Barium, TCLP	0.568		mg/l	0.500	0.021	1	03/21/18 12:55	03/21/18 17:36	EPA 3015	1,6010C	PS
Cadmium, TCLP	ND		mg/l	0.100	0.010	1	03/21/18 12:55	03/21/18 17:36	EPA 3015	1,6010C	PS
Chromium, TCLP	ND		mg/l	0.200	0.021	1	03/21/18 12:55	03/21/18 17:36	EPA 3015	1,6010C	PS
Lead, TCLP	ND		mg/l	0.500	0.027	1	03/21/18 12:55	03/21/18 17:36	EPA 3015	1,6010C	PS
Mercury, TCLP	ND		mg/l	0.0010	0.0003	1	03/21/18 14:01	03/21/18 20:03	EPA 7470A	1,7470A	EA
Selenium, TCLP	ND		mg/l	0.500	0.035	1	03/21/18 12:55	03/21/18 17:36	EPA 3015	1,6010C	PS
Silver, TCLP	ND		mg/l	0.100	0.028	1	03/21/18 12:55	03/21/18 17:36	EPA 3015	1,6010C	PS

Project Name: 1111 ELMWOOD AVE. **Lab Number:** L1809324

Project Number: B0369-015-004-002 **Report Date:** 03/22/18

Method Blank Analysis
Batch Quality Control

Parameter	Result	Qualifier	Units	RL	MDL	Dilution Factor	Date Prepared	Date Analyzed	Analytical Method	Analyst
TCLP Metals by EPA 1311 - Mansfield Lab for sample(s): 01-02 Batch: WG1099221-1										
Arsenic, TCLP	ND		mg/l	1.00	0.019	1	03/21/18 12:55	03/21/18 16:58	1,6010C	PS
Barium, TCLP	ND		mg/l	0.500	0.021	1	03/21/18 12:55	03/21/18 16:58	1,6010C	PS
Cadmium, TCLP	ND		mg/l	0.100	0.010	1	03/21/18 12:55	03/21/18 16:58	1,6010C	PS
Chromium, TCLP	ND		mg/l	0.200	0.021	1	03/21/18 12:55	03/21/18 16:58	1,6010C	PS
Lead, TCLP	ND		mg/l	0.500	0.027	1	03/21/18 12:55	03/21/18 16:58	1,6010C	PS
Selenium, TCLP	ND		mg/l	0.500	0.035	1	03/21/18 12:55	03/21/18 16:58	1,6010C	PS
Silver, TCLP	ND		mg/l	0.100	0.028	1	03/21/18 12:55	03/21/18 16:58	1,6010C	PS

Prep Information

Digestion Method: EPA 3015

TCLP/SPLP Extraction Date: 03/20/18 16:22

Parameter	Result	Qualifier	Units	RL	MDL	Dilution Factor	Date Prepared	Date Analyzed	Analytical Method	Analyst
TCLP Metals by EPA 1311 - Mansfield Lab for sample(s): 01-02 Batch: WG1099243-1										
Mercury, TCLP	ND		mg/l	0.0010	0.0003	1	03/21/18 14:01	03/21/18 19:12	1,7470A	EA

Prep Information

Digestion Method: EPA 7470A

TCLP/SPLP Extraction Date: 03/20/18 16:22

Lab Control Sample Analysis

Batch Quality Control

Project Name: 1111 ELMWOOD AVE.

Project Number: B0369-015-004-002

Lab Number: L1809324

Report Date: 03/22/18

Parameter	LCS %Recovery	Qual	LCSD %Recovery	Qual	%Recovery Limits	RPD	Qual	RPD Limits
TCLP Metals by EPA 1311 - Mansfield Lab Associated sample(s): 01-02 Batch: WG1099221-2								
Arsenic, TCLP	105		-		75-125	-		20
Barium, TCLP	102		-		75-125	-		20
Cadmium, TCLP	104		-		75-125	-		20
Chromium, TCLP	99		-		75-125	-		20
Lead, TCLP	101		-		75-125	-		20
Selenium, TCLP	105		-		75-125	-		20
Silver, TCLP	93		-		75-125	-		20
TCLP Metals by EPA 1311 - Mansfield Lab Associated sample(s): 01-02 Batch: WG1099243-2								
Mercury, TCLP	94		-		80-120	-		

Matrix Spike Analysis
Batch Quality Control

Project Name: 1111 ELMWOOD AVE.
Project Number: B0369-015-004-002

Lab Number: L1809324
Report Date: 03/22/18

Parameter	Native Sample	MS Added	MS Found	MS %Recovery	Qual	MSD Found	MSD %Recovery	Qual	Recovery Limits	RPD	Qual	RPD Limits
TCLP Metals by EPA 1311 - Mansfield Lab Associated sample(s): 01-02 QC Batch ID: WG1099221-3 QC Sample: L1809324-01 Client ID: WC#7												
Arsenic, TCLP	ND	1.2	1.35	112		-	-		75-125	-		20
Barium, TCLP	0.677	20	20.8	101		-	-		75-125	-		20
Cadmium, TCLP	ND	0.51	0.542	106		-	-		75-125	-		20
Chromium, TCLP	0.023J	2	1.93	96		-	-		75-125	-		20
Lead, TCLP	0.068J	5.1	5.29	104		-	-		75-125	-		20
Selenium, TCLP	ND	1.2	1.34	112		-	-		75-125	-		20
Silver, TCLP	ND	0.5	0.486	97		-	-		75-125	-		20
TCLP Metals by EPA 1311 - Mansfield Lab Associated sample(s): 01-02 QC Batch ID: WG1099243-3 QC Sample: L1809324-01 Client ID: WC#7												
Mercury, TCLP	ND	0.025	0.0256	102		-	-		80-120	-		20

Lab Duplicate Analysis
Batch Quality Control

Project Name: 1111 ELMWOOD AVE.
Project Number: B0369-015-004-00

Lab Number: L1809324
Report Date: 03/22/18

Parameter	Native Sample	Duplicate Sample	Units	RPD	Qual	RPD Limits
TCLP Metals by EPA 1311 - Mansfield Lab Associated sample(s): 01-02 QC Batch ID: WG1099221-4 QC Sample: L1809324-01 Client ID: WC#7						
Arsenic, TCLP	ND	ND	mg/l	NC		20
Barium, TCLP	0.677	0.653	mg/l	4		20
Cadmium, TCLP	ND	ND	mg/l	NC		20
Chromium, TCLP	0.023J	ND	mg/l	NC		20
Lead, TCLP	0.068J	0.042J	mg/l	NC		20
Selenium, TCLP	ND	ND	mg/l	NC		20
Silver, TCLP	ND	ND	mg/l	NC		20
TCLP Metals by EPA 1311 - Mansfield Lab Associated sample(s): 01-02 QC Batch ID: WG1099243-4 QC Sample: L1809324-01 Client ID: WC#7						
Mercury, TCLP	ND	ND	mg/l	NC		20

INORGANICS
&
MISCELLANEOUS

Project Name: 1111 ELMWOOD AVE.
Project Number: B0369-015-004-002
Lab Number: L1809324
Report Date: 03/22/18

SAMPLE RESULTS

Lab ID: L1809324-01
Client ID: WC#7
Sample Location: BUFFALO, NY

Date Collected: 03/19/18 15:40
Date Received: 03/19/18
Field Prep: Not Specified

Sample Depth:
Matrix: Soil

Test Material Information

Source of Material:	Unknown
Description of Material:	Non-Metallic - Damp Soil
Particle Size:	Medium
Preliminary Burning Time (sec):	120

Parameter	Result	Date Analyzed	Analytical Method	Analyst
Ignitability of Solids - Westborough Lab				
Ignitability	NI	03/20/18 08:00	1,1030	GD

Project Name: 1111 ELMWOOD AVE.
Project Number: B0369-015-004-002
Lab Number: L1809324
Report Date: 03/22/18

SAMPLE RESULTS

Lab ID: L1809324-02
Client ID: WC#8
Sample Location: BUFFALO, NY

Date Collected: 03/19/18 15:46
Date Received: 03/19/18
Field Prep: Not Specified

Sample Depth:
Matrix: Soil

Test Material Information

Source of Material:	Unknown
Description of Material:	Non-Metallic - Damp Soil
Particle Size:	Medium
Preliminary Burning Time (sec):	120

Parameter	Result	Date Analyzed	Analytical Method	Analyst
Ignitability of Solids - Westborough Lab				
Ignitability	NI	03/20/18 08:00	1,1030	GD

Project Name: 1111 ELMWOOD AVE.
Project Number: B0369-015-004-002

Lab Number: L1809324
Report Date: 03/22/18

SAMPLE RESULTS

Lab ID: L1809324-01
Client ID: WC#7
Sample Location: BUFFALO, NY

Date Collected: 03/19/18 15:40
Date Received: 03/19/18
Field Prep: Not Specified

Sample Depth:
Matrix: Soil

Parameter	Result	Qualifier	Units	RL	MDL	Dilution Factor	Date Prepared	Date Analyzed	Analytical Method	Analyst
General Chemistry - Westborough Lab										
Solids, Total	83.2		%	0.100	NA	1	-	03/20/18 09:22	121,2540G	RI
Cyanide, Total	ND		mg/kg	1.1	0.24	1	03/20/18 17:45	03/21/18 11:29	1,9010C/9012B	LH
pH (H)	9.3		SU	-	NA	1	-	03/20/18 05:38	1,9045D	UN
Cyanide, Reactive	ND		mg/kg	10	10.	1	03/20/18 05:55	03/20/18 08:54	125,7.3	JD
Sulfide, Reactive	ND		mg/kg	10	10.	1	03/20/18 05:55	03/20/18 09:08	125,7.3	JD

Project Name: 1111 ELMWOOD AVE.
Project Number: B0369-015-004-002

Lab Number: L1809324
Report Date: 03/22/18

SAMPLE RESULTS

Lab ID: L1809324-02
Client ID: WC#8
Sample Location: BUFFALO, NY

Date Collected: 03/19/18 15:46
Date Received: 03/19/18
Field Prep: Not Specified

Sample Depth:
Matrix: Soil

Parameter	Result	Qualifier	Units	RL	MDL	Dilution Factor	Date Prepared	Date Analyzed	Analytical Method	Analyst
General Chemistry - Westborough Lab										
Solids, Total	80.1		%	0.100	NA	1	-	03/20/18 09:22	121,2540G	RI
Cyanide, Total	ND		mg/kg	1.2	0.25	1	03/20/18 17:45	03/21/18 11:32	1,9010C/9012B	LH
pH (H)	11		SU	-	NA	1	-	03/20/18 05:38	1,9045D	UN
Cyanide, Reactive	ND		mg/kg	10	10.	1	03/20/18 05:55	03/20/18 08:55	125,7.3	JD
Sulfide, Reactive	ND		mg/kg	10	10.	1	03/20/18 05:55	03/20/18 09:09	125,7.3	JD

Project Name: 1111 ELMWOOD AVE.
Project Number: B0369-015-004-002
Lab Number: L1809324
Report Date: 03/22/18

Method Blank Analysis
Batch Quality Control

Parameter	Result	Qualifier	Units	RL	MDL	Dilution Factor	Date Prepared	Date Analyzed	Analytical Method	Analyst
General Chemistry - Westborough Lab for sample(s): 01-02 Batch: WG1098643-1										
Sulfide, Reactive	ND		mg/kg	10	10.	1	03/20/18 05:55	03/20/18 09:02	125,7.3	JD
General Chemistry - Westborough Lab for sample(s): 01-02 Batch: WG1098646-1										
Cyanide, Reactive	ND		mg/kg	10	10.	1	03/20/18 05:55	03/20/18 08:49	125,7.3	JD
General Chemistry - Westborough Lab for sample(s): 01-02 Batch: WG1098846-1										
Cyanide, Total	ND		mg/kg	0.96	0.20	1	03/20/18 17:45	03/21/18 11:09	1,9010C/9012B	LH

Lab Control Sample Analysis

Batch Quality Control

Project Name: 1111 ELMWOOD AVE.

Project Number: B0369-015-004-002

Lab Number: L1809324

Report Date: 03/22/18

Parameter	LCS %Recovery	Qual	LCSD %Recovery	Qual	%Recovery Limits	RPD	Qual	RPD Limits
General Chemistry - Westborough Lab Associated sample(s): 01-02 Batch: WG1098643-2								
Sulfide, Reactive	80		-		60-125	-		40
General Chemistry - Westborough Lab Associated sample(s): 01-02 Batch: WG1098646-2								
Cyanide, Reactive	34		-		30-125	-		40
General Chemistry - Westborough Lab Associated sample(s): 01-02 Batch: WG1098664-1								
pH	100		-		99-101	-		
General Chemistry - Westborough Lab Associated sample(s): 01-02 Batch: WG1098846-2 WG1098846-3								
Cyanide, Total	**74**	Q	**65**	Q	80-120	20		35

Matrix Spike Analysis
Batch Quality Control

Project Name: 1111 ELMWOOD AVE.
Project Number: B0369-015-004-002

Lab Number: L1809324
Report Date: 03/22/18

Parameter	Native Sample	MS Added	MS Found	MS %Recovery	Qual	MSD Found	MSD %Recovery	Qual	Recovery Limits	RPD	Qual	RPD Limits
General Chemistry - Westborough Lab Associated sample(s): 01-02 QC Batch ID: WG1098846-4 WG1098846-5 QC Sample: L1808934-01 Client ID: MS Sample												
Cyanide, Total	ND	11	9.5	89		9.5	88		75-125	0		35

Lab Duplicate Analysis
Batch Quality Control

Project Name: 1111 ELMWOOD AVE.
Project Number: B0369-015-004-00

Lab Number: L1809324
Report Date: 03/22/18

Parameter	Native Sample	Duplicate Sample	Units	RPD	Qual	RPD Limits
General Chemistry - Westborough Lab Associated sample(s): 01-02 QC Batch ID: WG1098643-3 QC Sample: L1809271-01 Client ID: DUP Sample						
Sulfide, Reactive	ND	ND	mg/kg	NC		40
General Chemistry - Westborough Lab Associated sample(s): 01-02 QC Batch ID: WG1098646-3 QC Sample: L1809271-01 Client ID: DUP Sample						
Cyanide, Reactive	ND	ND	mg/kg	NC		40
General Chemistry - Westborough Lab Associated sample(s): 01-02 QC Batch ID: WG1098664-2 QC Sample: L1809256-01 Client ID: DUP Sample						
pH	6.6	6.6	SU	0		5
General Chemistry - Westborough Lab Associated sample(s): 01-02 QC Batch ID: WG1098716-1 QC Sample: L1809339-01 Client ID: DUP Sample						
Solids, Total	80.3	79.9	%	0		20

Project Name: 1111 ELMWOOD AVE.
Project Number: B0369-015-004-002

Lab Number: L1809324
Report Date: 03/22/18

Sample Receipt and Container Information

Were project specific reporting limits specified? YES

Cooler Information

Cooler	Custody Seal
A	Absent

Container Information

Container ID	Container Type	Cooler	Initial pH	Final pH	Temp deg C	Pres	Seal	Frozen Date/Time	Analysis(*)
L1809324-01A	Glass 120ml/4oz unpreserved	A	NA		4.7	Y	Absent		TCLP-EXT-ZHE(14)
L1809324-01B	Glass 120ml/4oz unpreserved	A	NA		4.7	Y	Absent		IGNIT-1030(14),REACTS(14),TCN-9010(14),HERB-APA(14),TS(7),PH-9045(1),NYTCL-8081(14),NYTCL-8082(14),REACTCN(14),TPH-DRO-D(14)
L1809324-01C	Glass 120ml/4oz unpreserved	A	NA		4.7	Y	Absent		IGNIT-1030(14),REACTS(14),TCN-9010(14),HERB-APA(14),TS(7),PH-9045(1),NYTCL-8081(14),NYTCL-8082(14),REACTCN(14),TPH-DRO-D(14)
L1809324-01D	Glass 120ml/4oz unpreserved	A	NA		4.7	Y	Absent		IGNIT-1030(14),REACTS(14),TCN-9010(14),HERB-APA(14),TS(7),PH-9045(1),NYTCL-8081(14),NYTCL-8082(14),REACTCN(14),TPH-DRO-D(14)
L1809324-01E	Glass 120ml/4oz unpreserved	A	NA		4.7	Y	Absent		IGNIT-1030(14),REACTS(14),TCN-9010(14),HERB-APA(14),TS(7),PH-9045(1),NYTCL-8081(14),NYTCL-8082(14),REACTCN(14),TPH-DRO-D(14)
L1809324-01S	Vial unpreserved Extracts	A	NA		4.7	Y	Absent		TCLP-VOA(14)
L1809324-01T	Vial unpreserved Extracts	A	NA		4.7	Y	Absent		TCLP-VOA(14)
L1809324-01W	Amber 1000ml unpreserved Extracts	A	NA		4.7	Y	Absent		TCLP-8270(14)
L1809324-01X	Plastic 120ml HNO3 preserved Extracts	A	NA		4.7	Y	Absent		CD-CI(180),AS-CI(180),BA-CI(180),HG-C(28),PB-CI(180),CR-CI(180),SE-CI(180),AG-CI(180)
L1809324-01X9	Tumble Vessel	A	NA		4.7	Y	Absent		-
L1809324-02A	Glass 120ml/4oz unpreserved	A	NA		4.7	Y	Absent		TCLP-EXT-ZHE(14)
L1809324-02B	Glass 120ml/4oz unpreserved	A	NA		4.7	Y	Absent		IGNIT-1030(14),REACTS(14),TCN-9010(14),HERB-APA(14),TS(7),PH-9045(1),NYTCL-8081(14),NYTCL-8082(14),REACTCN(14),TPH-DRO-D(14)
L1809324-02C	Glass 120ml/4oz unpreserved	A	NA		4.7	Y	Absent		IGNIT-1030(14),REACTS(14),TCN-9010(14),HERB-APA(14),TS(7),PH-9045(1),NYTCL-8081(14),NYTCL-8082(14),REACTCN(14),TPH-DRO-D(14)

*Values in parentheses indicate holding time in days

Project Name: 1111 ELMWOOD AVE.
Project Number: B0369-015-004-002

Lab Number: L1809324
Report Date: 03/22/18

Container Information

Container ID	Container Type	Cooler	Initial pH	Final pH	Temp deg C	Pres	Seal	Frozen Date/Time	Analysis(*)
L1809324-02D	Glass 120ml/4oz unpreserved	A	NA		4.7	Y	Absent		IGNIT-1030(14),REACTS(14),TCN-9010(14),HERB-APA(14),TS(7),PH-9045(1),NYTCL-8081(14),NYTCL-8082(14),REACTCN(14),TPH-DRO-D(14)
L1809324-02E	Glass 120ml/4oz unpreserved	A	NA		4.7	Y	Absent		IGNIT-1030(14),REACTS(14),TCN-9010(14),HERB-APA(14),TS(7),PH-9045(1),NYTCL-8081(14),NYTCL-8082(14),REACTCN(14),TPH-DRO-D(14)
L1809324-02S	Vial unpreserved Extracts	A	NA		4.7	Y	Absent		TCLP-VOA(14)
L1809324-02T	Vial unpreserved Extracts	A	NA		4.7	Y	Absent		TCLP-VOA(14)
L1809324-02W	Amber 1000ml unpreserved Extracts	A	NA		4.7	Y	Absent		TCLP-8270(14)
L1809324-02X	Plastic 120ml HNO3 preserved Extracts	A	NA		4.7	Y	Absent		CD-CI(180),AS-CI(180),BA-CI(180),HG-C(28),PB-CI(180),CR-CI(180),SE-CI(180),AG-CI(180)
L1809324-02X9	Tumble Vessel	A	NA		4.7	Y	Absent		-

*Values in parentheses indicate holding time in days

Project Name:	1111 ELMWOOD AVE.	**Lab Number:**	L1809324
Project Number:	B0369-015-004-002	**Report Date:**	03/22/18

GLOSSARY

Acronyms

EDL	- Estimated Detection Limit: This value represents the level to which target analyte concentrations are reported as estimated values, when those target analyte concentrations are quantified below the reporting limit (RL). The EDL includes any adjustments from dilutions, concentrations or moisture content, where applicable. The use of EDLs is specific to the analysis of PAHs using Solid-Phase Microextraction (SPME).
EPA	- Environmental Protection Agency.
LCS	- Laboratory Control Sample: A sample matrix, free from the analytes of interest, spiked with verified known amounts of analytes or a material containing known and verified amounts of analytes.
LCSD	- Laboratory Control Sample Duplicate: Refer to LCS.
LFB	- Laboratory Fortified Blank: A sample matrix, free from the analytes of interest, spiked with verified known amounts of analytes or a material containing known and verified amounts of analytes.
MDL	- Method Detection Limit: This value represents the level to which target analyte concentrations are reported as estimated values, when those target analyte concentrations are quantified below the reporting limit (RL). The MDL includes any adjustments from dilutions, concentrations or moisture content, where applicable.
MS	- Matrix Spike Sample: A sample prepared by adding a known mass of target analyte to a specified amount of matrix sample for which an independent estimate of target analyte concentration is available.
MSD	- Matrix Spike Sample Duplicate: Refer to MS.
NA	- Not Applicable.
NC	- Not Calculated: Term is utilized when one or more of the results utilized in the calculation are non-detect at the parameter's reporting unit.
NDPA/DPA	- N-Nitrosodiphenylamine/Diphenylamine.
NI	- Not Ignitable.
NP	- Non-Plastic: Term is utilized for the analysis of Atterberg Limits in soil.
RL	- Reporting Limit: The value at which an instrument can accurately measure an analyte at a specific concentration. The RL includes any adjustments from dilutions, concentrations or moisture content, where applicable.
RPD	- Relative Percent Difference: The results from matrix and/or matrix spike duplicates are primarily designed to assess the precision of analytical results in a given matrix and are expressed as relative percent difference (RPD). Values which are less than five times the reporting limit for any individual parameter are evaluated by utilizing the absolute difference between the values; although the RPD value will be provided in the report.
SRM	- Standard Reference Material: A reference sample of a known or certified value that is of the same or similar matrix as the associated field samples.
STLP	- Semi-dynamic Tank Leaching Procedure per EPA Method 1315.
TIC	- Tentatively Identified Compound: A compound that has been identified to be present and is not part of the target compound list (TCL) for the method and/or program. All TICs are qualitatively identified and reported as estimated concentrations.

Footnotes

1	- The reference for this analyte should be considered modified since this analyte is absent from the target analyte list of the original method.

Terms

Analytical Method: Both the document from which the method originates and the analytical reference method. (Example: EPA 8260B is shown as 1,8260B.) The codes for the reference method documents are provided in the References section of the Addendum.

Final pH: As it pertains to Sample Receipt & Container Information section of the report, Final pH reflects pH of container determined after adjustment at the laboratory, if applicable. If no adjustment required, value reflects Initial pH.

Frozen Date/Time: With respect to Volatile Organics in soil, Frozen Date/Time reflects the date/time at which associated Reagent Water-preserved vials were initially frozen. Note: If frozen date/time is beyond 48 hours from sample collection, value will be reflected in 'bold'.

Initial pH: As it pertains to Sample Receipt & Container Information section of the report, Initial pH reflects pH of container determined upon receipt, if applicable.

Total: With respect to Organic analyses, a 'Total' result is defined as the summation of results for individual isomers or Aroclors. If a 'Total' result is requested, the results of its individual components will also be reported. This is applicable to 'Total' results for methods 8260, 8081 and 8082.

Data Qualifiers

A	- Spectra identified as "Aldol Condensation Product".
B	- The analyte was detected above the reporting limit in the associated method blank. Flag only applies to associated field samples that have detectable concentrations of the analyte at less than ten times (10x) the concentration found in the blank. For MCP-related

Report Format: DU Report with 'J' Qualifiers

Project Name:	1111 ELMWOOD AVE.	**Lab Number:**	L1809324
Project Number:	B0369-015-004-002	**Report Date:**	03/22/18

Data Qualifiers

projects, flag only applies to associated field samples that have detectable concentrations of the analyte at less than ten times (10x) the concentration found in the blank. For DOD-related projects, flag only applies to associated field samples that have detectable concentrations of the analyte at less than ten times (10x) the concentration found in the blank AND the analyte was detected above one-half the reporting limit (or above the reporting limit for common lab contaminants) in the associated method blank. For NJ-Air-related projects, flag only applies to associated field samples that have detectable concentrations of the analyte above the reporting limit. For NJ-related projects (excluding Air), flag only applies to associated field samples that have detectable concentrations of the analyte, which was detected above the reporting limit in the associated method blank or above five times the reporting limit for common lab contaminants (Phthalates, Acetone, Methylene Chloride, 2-Butanone).

C - Co-elution: The target analyte co-elutes with a known lab standard (i.e. surrogate, internal standards, etc.) for co-extracted analyses.

D - Concentration of analyte was quantified from diluted analysis. Flag only applies to field samples that have detectable concentrations of the analyte.

E - Concentration of analyte exceeds the range of the calibration curve and/or linear range of the instrument.

G - The concentration may be biased high due to matrix interferences (i.e, co-elution) with non-target compound(s). The result should be considered estimated.

H - The analysis of pH was performed beyond the regulatory-required holding time of 15 minutes from the time of sample collection.

I - The lower value for the two columns has been reported due to obvious interference.

M - Reporting Limit (RL) exceeds the MCP CAM Reporting Limit for this analyte.

NJ - Presumptive evidence of compound. This represents an estimated concentration for Tentatively Identified Compounds (TICs), where the identification is based on a mass spectral library search.

P - The RPD between the results for the two columns exceeds the method-specified criteria.

Q - The quality control sample exceeds the associated acceptance criteria. For DOD-related projects, LCS and/or Continuing Calibration Standard exceedences are also qualified on all associated sample results. Note: This flag is not applicable for matrix spike recoveries when the sample concentration is greater than 4x the spike added or for batch duplicate RPD when the sample concentrations are less than 5x the RL. (Metals only.)

R - Analytical results are from sample re-analysis.

RE - Analytical results are from sample re-extraction.

S - Analytical results are from modified screening analysis.

J - Estimated value. The Target analyte concentration is below the quantitation limit (RL), but above the Method Detection Limit (MDL) or Estimated Detection Limit (EDL) for SPME-related analyses. This represents an estimated concentration for Tentatively Identified Compounds (TICs).

ND - Not detected at the method detection limit (MDL) for the sample, or estimated detection limit (EDL) for SPME-related analyses.

Report Format: DU Report with 'J' Qualifiers

Project Name:	1111 ELMWOOD AVE.	**Lab Number:**	L1809324
Project Number:	B0369-015-004-002	**Report Date:**	03/22/18

REFERENCES

1 Test Methods for Evaluating Solid Waste: Physical/Chemical Methods. EPA SW-846. Third Edition. Updates I - IV, 2007.

121 Standard Methods for the Examination of Water and Wastewater. APHA-AWWA-WEF. Standard Methods Online.

125 Test Methods for Evaluating Solid Waste: Physical/Chemical Methods. EPA SW-846. Third Edition. Updates IIIA, April 1998.

LIMITATION OF LIABILITIES

Alpha Analytical performs services with reasonable care and diligence normal to the analytical testing laboratory industry. In the event of an error, the sole and exclusive responsibility of Alpha Analytical shall be to re-perform the work at it's own expense. In no event shall Alpha Analytical be held liable for any incidental, consequential or special damages, including but not limited to, damages in any way connected with the use of, interpretation of, information or analysis provided by Alpha Analytical.

We strongly urge our clients to comply with EPA protocol regarding sample volume, preservation, cooling, containers, sampling procedures, holding time and splitting of samples in the field.

Certification Information

The following analytes are not included in our Primary NELAP Scope of Accreditation:

Westborough Facility
EPA 624: m/p-xylene, o-xylene
EPA 8260C: NPW: 1,2,4,5-Tetramethylbenzene; 4-Ethyltoluene, Azobenzene; SCM: Iodomethane (methyl iodide), Methyl methacrylate, 1,2,4,5-Tetramethylbenzene; 4-Ethyltoluene.
EPA 8270D: NPW: Dimethylnaphthalene,1,4-Diphenylhydrazine; SCM: Dimethylnaphthalene,1,4-Diphenylhydrazine.
EPA 300: DW: Bromide
EPA 6860: SCM: Perchlorate
EPA 9010: NPW and SCM: Amenable Cyanide Distillation
SM4500: NPW: Amenable Cyanide, Dissolved Oxygen; SCM: Total Phosphorus, TKN, NO2, NO3.

Mansfield Facility
SM 2540D: TSS
EPA 8082A: NPW: PCB: 1, 5, 31, 87,101, 110, 141, 151, 153, 180, 183, 187.
EPA TO-15: Halothane, 2,4,4-Trimethyl-2-pentene, 2,4,4-Trimethyl-1-pentene, Thiophene, 2-Methylthiophene, 3-Methylthiophene, 2-Ethylthiophene, 1,2,3-Trimethylbenzene, Indan, Indene, 1,2,4,5-Tetramethylbenzene, Benzothiophene, 1-Methylnaphthalene.
Biological Tissue Matrix: EPA 3050B

The following analytes are included in our Massachusetts DEP Scope of Accreditation

Westborough Facility:

Drinking Water
EPA 300.0: Chloride, Nitrate-N, Fluoride, Sulfate; **EPA 353.2**: Nitrate-N, Nitrite-N; **SM4500NO3-F**: Nitrate-N, Nitrite-N; **SM4500F-C, SM4500CN-CE, EPA 180.1, SM2130B, SM4500CI-D, SM2320B, SM2540C, SM4500H-B**
EPA 332: Perchlorate; **EPA 524.2:** THMs and VOCs; **EPA 504.1:** EDB, DBCP.
Microbiology: **SM9215B; SM9223-P/A, SM9223B-Colilert-QT,SM9222D**.

Non-Potable Water
SM4500H,B, EPA 120.1, SM2510B, SM2540C, SM2320B, SM4500CL-E, SM4500F-BC, SM4500NH3-BH: Ammonia-N and Kjeldahl-N, **EPA 350.1**: Ammonia-N, **LACHAT 10-107-06-1-B**: Ammonia-N, **EPA 351.1, SM4500NO3-F, EPA 353.2**: Nitrate-N**, EPA 351.1, SM4500P-E, SM4500P-B, E, SM4500SO4-E, SM5220D, EPA 410.4, SM5210B, SM5310C, SM4500CL-D, EPA 1664, EPA 420.1, SM4500-CN-CE, SM2540D.**
EPA 624: Volatile Halocarbons & Aromatics,
EPA 608: Chlordane, Toxaphene, Aldrin, alpha-BHC, beta-BHC, gamma-BHC, delta-BHC, Dieldrin, DDD, DDE, DDT, Endosulfan I, Endosulfan II, Endosulfan sulfate, Endrin, Endrin Aldehyde, Heptachlor, Heptachlor Epoxide, PCBs
EPA 625: SVOC (Acid/Base/Neutral Extractables), **EPA 600/4-81-045**: PCB-Oil.
Microbiology: **SM9223B-Colilert-QT; Enterolert-QT, SM9221E, SM9222D.**

Mansfield Facility:

Drinking Water
EPA 200.7: Al, Ba, Be, Cd, Cr, Cu, Mn, Ni, Na, Ag, Ca, Zn. **EPA 200.8:** Al, Sb, As, Ba, Be, Cd, Cr, Cu, Pb, Mn, Ni, Se, Ag, TL, Zn. **EPA 245.1** Hg.
EPA 522.

Non-Potable Water
EPA 200.7: Al, Sb, As, Be, Cd, Ca, Cr, Co, Cu, Fe, Pb, Mg, Mn, Mo, Ni, K, Se, Ag, Na, Sr, TL, Ti, V, Zn.
EPA 200.8: Al, Sb, As, Be, Cd, Cr, Cu, Pb, Mn, Ni, Se, Ag, TL, Zn.
EPA 245.1 Hg.
SM2340B

For a complete listing of analytes and methods, please contact your Alpha Project Manager.

NEW YORK CHAIN OF CUSTODY

ALPHA

Westborough, MA 01581
8 Walkup Dr.
TEL: 508-898-9220
FAX: 508-898-9193

Mansfield, MA 02048
320 Forbes Blvd
TEL: 508-822-9300
FAX: 508-822-3288

Service Centers
Mahwah, NJ 07430: 35 Whitney Rd, Suite 5
Albany, NY 12205: 14 Walker Way
Tonawanda, NY 14150: 275 Cooper Ave, Suite 105

Page 1 of 1

Date Rec'd in Lab: 3/20/18

ALPHA Job #: L1809324

Project Information
Project Name: 111 Elmwood Ave
Project Location: Buffalo NY
Project #: B0369-015-004-002
(Use Project name as Project #) ☒
Project Manager: Chris Barn
ALPHAQuote #:

Client Information
Client: Benchmark Env
Address: 2558 Hamburg Turnpike
Lackawanna NY 14218
Phone: (716) 818-8358
Fax: (716) 856-0583
Email: t.Bettendorf@Tmkalle

Turn-Around Time
Standard ☐ Due Date:
Rush (only if pre approved) ☐ # of Days:

Deliverables
☐ ASP-A ☐ ASP-B
☐ EQuIS (1 File) ☐ EQuIS (4 File)
☐ Other

Regulatory Requirement
☐ NY TOGS ☐ NY Part 375
☐ AWQ Standards ☐ NY CP-51
☐ NY Restricted Use ☐ Other
☐ NY Unrestricted Use
☐ NYC Sewer Discharge

Billing Information
☐ Same as Client Info
PO #

Disposal Site Information
Please identify below location of applicable disposal facilities.
Disposal Facility:
☐ NJ ☐ NY
☐ Other:

These samples have been previously analyzed by Alpha ☐

Other project specific requirements/comments:

Please specify Metals or TAL.

ANALYSIS

Sample Filtration
☐ Done
☐ Lab to do
Preservation
☐ Lab to do
(Please Specify below)

ALPHA Lab ID (Lab Use Only)	Sample ID	Collection Date	Collection Time	Sample Matrix	Sampler's Initials	TCLP VOC	TCLP SVOC TCLP METALS	PCB, Ph	Pest/Herb	Ignitability/TPH	T.CN, Reactive CN	Reactive sulfide		Sample Specific Comments	Total Bottle
09324-01	WC#7	3/19/18	1540	Soil	TAB	X	X	X	X	X	X	X			
-02	WC#8	3/19/18	1546	↓	TAB	X	X	X	X	X	X	X			

Preservative Code:
A = None
B = HCl
C = HNO_3
D = H_2SO_4
E = NaOH
F = MeOH
G = $NaHSO_4$
H = $Na_2S_2O_3$
K/E = Zn Ac/NaOH
O = Other

Container Code
P = Plastic
A = Amber Glass
V = Vial
G = Glass
B = Bacteria Cup
C = Cube
O = Other
E = Encore
D = BOD Bottle

Westboro: Certification No: MA935
Mansfield: Certification No: MA015

Container Type	A	→						
Preservative	A	→						

Relinquished By:	Date/Time	Received By:	Date/Time
[signature]	3/19/18 1603	Curt Modowski AAL	3/19/18 16:03
Curt Modowski AAL	3/19/18 16:03	[signature]	3/20/18 00:10

Please print clearly, legibly and completely. Samples can not be logged in and turnaround time clock will not start until any ambiguities are resolved. BY EXECUTING THIS COC, THE CLIENT HAS READ AND AGREES TO BE BOUND BY ALPHA'S TERMS & CONDITIONS. (See reverse side.)

Form No: 01-25 HC (rev. 30-Sept-2013)

ANALYTICAL REPORT

Lab Number:	L1809715
Client:	Benchmark & Turnkey Companies 2558 Hamburg Turnpike Suite 300 Buffalo, NY 14218
ATTN:	Chris Boron
Phone:	(716) 856-0599
Project Name:	1111 ELMWOOD AVE.
Project Number:	B0369-018-004-002
Report Date:	03/26/18

The original project report/data package is held by Alpha Analytical. This report/data package is paginated and should be reproduced only in its entirety. Alpha Analytical holds no responsibility for results and/or data that are not consistent with the original.

Certifications & Approvals: MA (M-MA086), NH NELAP (2064), NJ NELAP (MA935), CT (PH-0574), IL (200077), ME (MA00086), MD (348), NY (11148), NC (25700/666), PA (68-03671), RI (LAO00065), TX (T104704476), VT (VT-0935), VA (460195), USDA (Permit #P330-14-00197).

Eight Walkup Drive, Westborough, MA 01581-1019
508-898-9220 (Fax) 508-898-9193 800-624-9220 - www.alphalab.com

Project Name: 1111 ELMWOOD AVE.
Project Number: B0369-018-004-002

Lab Number: L1809715
Report Date: 03/26/18

Alpha Sample ID	Client ID	Matrix	Sample Location	Collection Date/Time	Receive Date
L1809715-01	WC#9	SOIL	BUFFALO, NY	03/21/18 15:00	03/21/18
L1809715-02	WC#10	SOIL	BUFFALO, NY	03/21/18 15:15	03/21/18

Project Name:	1111 ELMWOOD AVE.	**Lab Number:**	L1809715
Project Number:	B0369-018-004-002	**Report Date:**	03/26/18

Case Narrative

The samples were received in accordance with the Chain of Custody and no significant deviations were encountered during the preparation or analysis unless otherwise noted. Sample Receipt, Container Information, and the Chain of Custody are located at the back of the report.

Results contained within this report relate only to the samples submitted under this Alpha Lab Number and meet NELAP requirements for all NELAP accredited parameters unless otherwise noted in the following narrative. The data presented in this report is organized by parameter (i.e. VOC, SVOC, etc.). Sample specific Quality Control data (i.e. Surrogate Spike Recovery) is reported at the end of the target analyte list for each individual sample, followed by the Laboratory Batch Quality Control at the end of each parameter. Tentatively Identified Compounds (TICs), if requested, are reported for compounds identified to be present and are not part of the method/program Target Compound List, even if only a subset of the TCL are being reported. If a sample was re-analyzed or re-extracted due to a required quality control corrective action and if both sets of data are reported, the Laboratory ID of the re-analysis or re-extraction is designated with an "R" or "RE", respectively. When multiple Batch Quality Control elements are reported (e.g. more than one LCS), the associated samples for each element are noted in the grey shaded header line of each data table. Any Laboratory Batch, Sample Specific % recovery or RPD value that is outside the listed Acceptance Criteria is bolded in the report. All specific QC information is also incorporated in the Data Usability format of our Data Merger tool where it can be reviewed along with any associated usability implications. Soil/sediments, solids and tissues are reported on a dry weight basis unless otherwise noted. Definitions of all data qualifiers and acronyms used in this report are provided in the Glossary located at the back of the report.

In reference to questions H (CAM) or 4 (RCP) when "NO" is checked, the performance criteria for CAM and RCP methods allow for some quality control failures to occur and still be within method compliance. In these instances the specific failure is not narrated but noted in the associated QC table. The information is also incorporated in the Data Usability format of our Data Merger tool where it can be reviewed along with any associated usability implications.

Please see the associated ADEx data file for a comparison of laboratory reporting limits that were achieved with the regulatory Numerical Standards requested on the Chain of Custody.

HOLD POLICY

For samples submitted on hold, Alpha's policy is to hold samples (with the exception of Air canisters) free of charge for 21 calendar days from the date the project is completed. After 21 calendar days, we will dispose of all samples submitted including those put on hold unless you have contacted your Client Service Representative and made arrangements for Alpha to continue to hold the samples. Air canisters will be disposed after 3 business days from the date the project is completed.

Please contact Client Services at 800-624-9220 with any questions.

Project Name:	1111 ELMWOOD AVE.	**Lab Number:**	L1809715
Project Number:	B0369-018-004-002	**Report Date:**	03/26/18

Case Narrative (continued)

Report Submission

All non-detect (ND) or estimated concentrations (J-qualified) have been quantitated to the limit noted in the MDL column.

Sample Receipt

L1809715-01 and -02: The sample was received in inappropriate containers for the TCLP Volatiles analysis.

Cyanide, Total

The WG1099600-2/-3 LCS/LCSD recoveries (70%/77%), associated with L1809715-01 and -02, are outside our in-house acceptance criteria, but within the vendor-certified acceptance limits. The results of the original analyses are reported.

I, the undersigned, attest under the pains and penalties of perjury that, to the best of my knowledge and belief and based upon my personal inquiry of those responsible for providing the information contained in this analytical report, such information is accurate and complete. This certificate of analysis is not complete unless this page accompanies any and all pages of this report.

Authorized Signature: Kelly Stenstrom

Title: Technical Director/Representative Date: 03/26/18

ORGANICS

VOLATILES

Project Name: 1111 ELMWOOD AVE. **Lab Number:** L1809715

Project Number: B0369-018-004-002 **Report Date:** 03/26/18

SAMPLE RESULTS

Lab ID: L1809715-01
Client ID: WC#9
Sample Location: BUFFALO, NY

Date Collected: 03/21/18 15:00
Date Received: 03/21/18
Field Prep: Not Specified

Sample Depth:
Matrix: Soil
Analytical Method: 1,8260C
Analytical Date: 03/23/18 12:47
Analyst: MKS
Percent Solids: 76%
TCLP/SPLP Ext. Date: 03/22/18 14:31

Parameter	Result	Qualifier	Units	RL	MDL	Dilution Factor
TCLP Volatiles by EPA 1311 - Westborough Lab						
Chloroform	ND		ug/l	7.5	2.2	10
Carbon tetrachloride	ND		ug/l	5.0	1.3	10
Tetrachloroethene	ND		ug/l	5.0	1.8	10
Chlorobenzene	ND		ug/l	5.0	1.8	10
1,2-Dichloroethane	ND		ug/l	5.0	1.3	10
Benzene	ND		ug/l	5.0	1.6	10
Vinyl chloride	ND		ug/l	10	0.71	10
1,1-Dichloroethene	ND		ug/l	5.0	1.7	10
Trichloroethene	ND		ug/l	5.0	1.8	10
1,4-Dichlorobenzene	ND		ug/l	25	1.9	10
2-Butanone	ND		ug/l	50	19.	10

Surrogate	% Recovery	Qualifier	Acceptance Criteria
1,2-Dichloroethane-d4	104		70-130
Toluene-d8	99		70-130
4-Bromofluorobenzene	112		70-130
dibromofluoromethane	96		70-130

Project Name: 1111 ELMWOOD AVE. **Lab Number:** L1809715

Project Number: B0369-018-004-002 **Report Date:** 03/26/18

SAMPLE RESULTS

Lab ID: L1809715-02
Client ID: WC#10
Sample Location: BUFFALO, NY

Date Collected: 03/21/18 15:15
Date Received: 03/21/18
Field Prep: Not Specified

Sample Depth:
Matrix: Soil
Analytical Method: 1,8260C
Analytical Date: 03/23/18 13:12
Analyst: MKS
Percent Solids: 89%
TCLP/SPLP Ext. Date: 03/22/18 14:31

Parameter	Result	Qualifier	Units	RL	MDL	Dilution Factor
TCLP Volatiles by EPA 1311 - Westborough Lab						
Chloroform	ND		ug/l	7.5	2.2	10
Carbon tetrachloride	ND		ug/l	5.0	1.3	10
Tetrachloroethene	ND		ug/l	5.0	1.8	10
Chlorobenzene	ND		ug/l	5.0	1.8	10
1,2-Dichloroethane	ND		ug/l	5.0	1.3	10
Benzene	ND		ug/l	5.0	1.6	10
Vinyl chloride	ND		ug/l	10	0.71	10
1,1-Dichloroethene	ND		ug/l	5.0	1.7	10
Trichloroethene	ND		ug/l	5.0	1.8	10
1,4-Dichlorobenzene	ND		ug/l	25	1.9	10
2-Butanone	ND		ug/l	50	19.	10

Surrogate	% Recovery	Qualifier	Acceptance Criteria
1,2-Dichloroethane-d4	102		70-130
Toluene-d8	97		70-130
4-Bromofluorobenzene	109		70-130
dibromofluoromethane	95		70-130

Project Name: 1111 ELMWOOD AVE.
Project Number: B0369-018-004-002

Lab Number: L1809715
Report Date: 03/26/18

Method Blank Analysis
Batch Quality Control

Analytical Method: 1,8260C
Analytical Date: 03/23/18 07:47
Analyst: MM
TCLP/SPLP Extraction Date: 03/22/18 14:31

Extraction Date: 03/22/18 14:31

Parameter	Result	Qualifier	Units	RL	MDL
TCLP Volatiles by EPA 1311 - Westborough Lab for sample(s): 01-02 Batch: WG1099882-5					
Chloroform	ND		ug/l	7.5	2.2
Carbon tetrachloride	ND		ug/l	5.0	1.3
Tetrachloroethene	ND		ug/l	5.0	1.8
Chlorobenzene	ND		ug/l	5.0	1.8
1,2-Dichloroethane	ND		ug/l	5.0	1.3
Benzene	ND		ug/l	5.0	1.6
Vinyl chloride	ND		ug/l	10	0.71
1,1-Dichloroethene	ND		ug/l	5.0	1.7
Trichloroethene	ND		ug/l	5.0	1.8
1,4-Dichlorobenzene	ND		ug/l	25	1.9
2-Butanone	ND		ug/l	50	19.

Surrogate	%Recovery	Qualifier	Acceptance Criteria
1,2-Dichloroethane-d4	99		70-130
Toluene-d8	99		70-130
4-Bromofluorobenzene	108		70-130
dibromofluoromethane	96		70-130

Lab Control Sample Analysis
Batch Quality Control

Project Name: 1111 ELMWOOD AVE.
Project Number: B0369-018-004-002

Lab Number: L1809715
Report Date: 03/26/18

Parameter	LCS %Recovery	Qual	LCSD %Recovery	Qual	%Recovery Limits	RPD	Qual	RPD Limits
TCLP Volatiles by EPA 1311 - Westborough Lab Associated sample(s): 01-02 Batch: WG1099882-3 WG1099882-4								
Chloroform	100		100		70-130	0		20
Carbon tetrachloride	100		110		63-132	10		20
Tetrachloroethene	96		97		70-130	1		20
Chlorobenzene	98		98		75-130	0		25
1,2-Dichloroethane	100		100		70-130	0		20
Benzene	100		100		70-130	0		25
Vinyl chloride	90		91		55-140	1		20
1,1-Dichloroethene	88		84		61-145	5		25
Trichloroethene	100		100		70-130	0		25
1,4-Dichlorobenzene	100		100		70-130	0		20
2-Butanone	120		110		63-138	9		20

Surrogate	LCS %Recovery	Qual	LCSD %Recovery	Qual	Acceptance Criteria
1,2-Dichloroethane-d4	103		101		70-130
Toluene-d8	99		96		70-130
4-Bromofluorobenzene	105		103		70-130
dibromofluoromethane	97		95		70-130

SEMIVOLATILES

Project Name: 1111 ELMWOOD AVE.
Project Number: B0369-018-004-002
Lab Number: L1809715
Report Date: 03/26/18

SAMPLE RESULTS

Lab ID: L1809715-01
Client ID: WC#9
Sample Location: BUFFALO, NY

Date Collected: 03/21/18 15:00
Date Received: 03/21/18
Field Prep: Not Specified

Sample Depth:
Matrix: Soil
Analytical Method: 1,8270D
Analytical Date: 03/25/18 04:48
Analyst: EK
Percent Solids: 76%
TCLP/SPLP Ext. Date: 03/22/18 16:40

Extraction Method: EPA 3510C
Extraction Date: 03/23/18 16:50

Parameter	Result	Qualifier	Units	RL	MDL	Dilution Factor
TCLP Semivolatiles by EPA 1311 - Westborough Lab						
Hexachlorobenzene	ND		ug/l	10	2.9	1
2,4-Dinitrotoluene	ND		ug/l	25	4.2	1
Hexachlorobutadiene	ND		ug/l	10	3.6	1
Hexachloroethane	ND		ug/l	10	3.4	1
Nitrobenzene	ND		ug/l	10	3.8	1
2,4,6-Trichlorophenol	ND		ug/l	25	3.4	1
Pentachlorophenol	ND		ug/l	50	17.	1
2-Methylphenol	ND		ug/l	25	5.1	1
3-Methylphenol/4-Methylphenol	ND		ug/l	25	5.6	1
2,4,5-Trichlorophenol	ND		ug/l	25	3.6	1
Pyridine	ND		ug/l	18	9.4	1

Surrogate	% Recovery	Qualifier	Acceptance Criteria
2-Fluorophenol	71		21-120
Phenol-d6	70		10-120
Nitrobenzene-d5	68		23-120
2-Fluorobiphenyl	86		15-120
2,4,6-Tribromophenol	100		10-120
4-Terphenyl-d14	93		33-120

Project Name: 1111 ELMWOOD AVE.
Project Number: B0369-018-004-002
Lab Number: L1809715
Report Date: 03/26/18

SAMPLE RESULTS

Lab ID: L1809715-02
Client ID: WC#10
Sample Location: BUFFALO, NY

Date Collected: 03/21/18 15:15
Date Received: 03/21/18
Field Prep: Not Specified

Sample Depth:
Matrix: Soil
Analytical Method: 1,8270D
Analytical Date: 03/25/18 05:15
Analyst: EK
Percent Solids: 89%
TCLP/SPLP Ext. Date: 03/22/18 16:40

Extraction Method: EPA 3510C
Extraction Date: 03/23/18 16:50

Parameter	Result	Qualifier	Units	RL	MDL	Dilution Factor
TCLP Semivolatiles by EPA 1311 - Westborough Lab						
Hexachlorobenzene	ND		ug/l	10	2.9	1
2,4-Dinitrotoluene	ND		ug/l	25	4.2	1
Hexachlorobutadiene	ND		ug/l	10	3.6	1
Hexachloroethane	ND		ug/l	10	3.4	1
Nitrobenzene	ND		ug/l	10	3.8	1
2,4,6-Trichlorophenol	ND		ug/l	25	3.4	1
Pentachlorophenol	ND		ug/l	50	17.	1
2-Methylphenol	ND		ug/l	25	5.1	1
3-Methylphenol/4-Methylphenol	ND		ug/l	25	5.6	1
2,4,5-Trichlorophenol	ND		ug/l	25	3.6	1
Pyridine	ND		ug/l	18	9.4	1

Surrogate	% Recovery	Qualifier	Acceptance Criteria
2-Fluorophenol	74		21-120
Phenol-d6	72		10-120
Nitrobenzene-d5	72		23-120
2-Fluorobiphenyl	89		15-120
2,4,6-Tribromophenol	100		10-120
4-Terphenyl-d14	98		33-120

Project Name: 1111 ELMWOOD AVE.
Project Number: B0369-018-004-002

Lab Number: L1809715
Report Date: 03/26/18

Method Blank Analysis
Batch Quality Control

Analytical Method: 1,8270D
Analytical Date: 03/25/18 02:07
Analyst: EK
TCLP/SPLP Extraction Date: 03/22/18 16:40

Extraction Method: EPA 3510C
Extraction Date: 03/23/18 16:50

Parameter	Result	Qualifier	Units	RL	MDL
TCLP Semivolatiles by EPA 1311 - Westborough Lab for sample(s): 01-02 Batch: WG1100042-1					
Hexachlorobenzene	ND		ug/l	10	2.9
2,4-Dinitrotoluene	ND		ug/l	25	4.2
Hexachlorobutadiene	ND		ug/l	10	3.6
Hexachloroethane	ND		ug/l	10	3.4
Nitrobenzene	ND		ug/l	10	3.8
2,4,6-Trichlorophenol	ND		ug/l	25	3.4
Pentachlorophenol	ND		ug/l	50	17.
2-Methylphenol	ND		ug/l	25	5.1
3-Methylphenol/4-Methylphenol	ND		ug/l	25	5.6
2,4,5-Trichlorophenol	ND		ug/l	25	3.6
Pyridine	ND		ug/l	18	9.4

Surrogate	%Recovery	Qualifier	Acceptance Criteria
2-Fluorophenol	76		21-120
Phenol-d6	74		10-120
Nitrobenzene-d5	72		23-120
2-Fluorobiphenyl	87		15-120
2,4,6-Tribromophenol	94		10-120
4-Terphenyl-d14	92		33-120

Lab Control Sample Analysis
Batch Quality Control

Project Name: 1111 ELMWOOD AVE.
Project Number: B0369-018-004-002

Lab Number: L1809715
Report Date: 03/26/18

Parameter	LCS %Recovery	Qual	LCSD %Recovery	Qual	%Recovery Limits	RPD	Qual	RPD Limits
TCLP Semivolatiles by EPA 1311 - Westborough Lab Associated sample(s): 01-02 Batch: WG1100042-2 WG1100042-3								
Hexachlorobenzene	99		94		40-140	5		30
2,4-Dinitrotoluene	82		78		40-132	5		30
Hexachlorobutadiene	80		85		28-111	6		30
Hexachloroethane	61		70		21-105	14		30
Nitrobenzene	74		73		40-140	1		30
2,4,6-Trichlorophenol	89		85		30-130	5		30
Pentachlorophenol	82		80		9-103	2		30
2-Methylphenol	83		83		30-130	0		30
3-Methylphenol/4-Methylphenol	82		82		30-130	0		30
2,4,5-Trichlorophenol	101		94		30-130	7		30
Pyridine	48		43		10-66	11		30

Surrogate	LCS %Recovery	Qual	LCSD %Recovery	Qual	Acceptance Criteria
2-Fluorophenol	73		77		21-120
Phenol-d6	76		76		10-120
Nitrobenzene-d5	70		73		23-120
2-Fluorobiphenyl	90		89		15-120
2,4,6-Tribromophenol	97		100		10-120
4-Terphenyl-d14	95		92		33-120

PETROLEUM HYDROCARBONS

Project Name: 1111 ELMWOOD AVE.
Lab Number: L1809715
Project Number: B0369-018-004-002
Report Date: 03/26/18

SAMPLE RESULTS

Lab ID: L1809715-01
Client ID: WC#9
Sample Location: BUFFALO, NY

Date Collected: 03/21/18 15:00
Date Received: 03/21/18
Field Prep: Not Specified

Sample Depth:
Matrix: Soil
Analytical Method: 1,8015C(M)
Analytical Date: 03/23/18 13:17
Analyst: MEO
Percent Solids: 76%

Extraction Method: EPA 3546
Extraction Date: 03/22/18 11:03

Parameter	Result	Qualifier	Units	RL	MDL	Dilution Factor
Petroleum Hydrocarbon Quantitation - Westborough Lab						
TPH	147000		ug/kg	42800	4920	1

Surrogate	% Recovery	Qualifier	Acceptance Criteria
o-Terphenyl	70		40-140

Project Name: 1111 ELMWOOD AVE.
Lab Number: L1809715
Project Number: B0369-018-004-002
Report Date: 03/26/18

SAMPLE RESULTS

Lab ID: L1809715-02
Client ID: WC#10
Sample Location: BUFFALO, NY

Date Collected: 03/21/18 15:15
Date Received: 03/21/18
Field Prep: Not Specified

Sample Depth:
Matrix: Soil
Analytical Method: 1,8015C(M)
Analytical Date: 03/23/18 09:28
Analyst: MEO
Percent Solids: 89%

Extraction Method: EPA 3546
Extraction Date: 03/22/18 11:03

Parameter	Result	Qualifier	Units	RL	MDL	Dilution Factor
Petroleum Hydrocarbon Quantitation - Westborough Lab						
TPH	ND		ug/kg	36300	4180	1

Surrogate	% Recovery	Qualifier	Acceptance Criteria
o-Terphenyl	92		40-140

Project Name: 1111 ELMWOOD AVE.
Project Number: B0369-018-004-002

Lab Number: L1809715
Report Date: 03/26/18

Method Blank Analysis
Batch Quality Control

Analytical Method: 1,8015C(M)
Analytical Date: 03/23/18 08:55
Analyst: MEO

Extraction Method: EPA 3546
Extraction Date: 03/22/18 11:03

Parameter	Result	Qualifier	Units	RL	MDL
Petroleum Hydrocarbon Quantitation - Westborough Lab for sample(s): 01-02 Batch: WG1099554-1					
TPH	ND		ug/kg	32900	3780

Surrogate	%Recovery	Qualifier	Acceptance Criteria
o-Terphenyl	69		40-140

Lab Control Sample Analysis

Batch Quality Control

Project Name: 1111 ELMWOOD AVE.

Project Number: B0369-018-004-002

Lab Number: L1809715

Report Date: 03/26/18

Parameter	LCS %Recovery	Qual	LCSD %Recovery	Qual	%Recovery Limits	RPD	Qual	RPD Limits
Petroleum Hydrocarbon Quantitation - Westborough Lab Associated sample(s): 01-02 Batch: WG1099554-2								
TPH	95		-		40-140	-		40

Surrogate	LCS %Recovery	Qual	LCSD %Recovery	Qual	Acceptance Criteria
o-Terphenyl	77				40-140

PCBS

Project Name: 1111 ELMWOOD AVE.
Project Number: B0369-018-004-002
Lab Number: L1809715
Report Date: 03/26/18

SAMPLE RESULTS

Lab ID: L1809715-01
Client ID: WC#9
Sample Location: BUFFALO, NY

Date Collected: 03/21/18 15:00
Date Received: 03/21/18
Field Prep: Not Specified

Sample Depth:
Matrix: Soil
Analytical Method: 1,8082A
Analytical Date: 03/23/18 06:27
Analyst: AF
Percent Solids: 76%

Extraction Method: EPA 3546
Extraction Date: 03/22/18 08:31
Cleanup Method: EPA 3665A
Cleanup Date: 03/22/18
Cleanup Method: EPA 3660B
Cleanup Date: 03/23/18

Parameter	Result	Qualifier	Units	RL	MDL	Dilution Factor	Column
Polychlorinated Biphenyls by GC - Westborough Lab							
Aroclor 1016	ND		ug/kg	43.8	4.97	1	A
Aroclor 1221	ND		ug/kg	43.8	6.67	1	A
Aroclor 1232	ND		ug/kg	43.8	4.31	1	A
Aroclor 1242	ND		ug/kg	43.8	5.36	1	A
Aroclor 1248	ND		ug/kg	43.8	4.91	1	A
Aroclor 1254	ND		ug/kg	43.8	3.57	1	A
Aroclor 1260	ND		ug/kg	43.8	4.57	1	A
Aroclor 1262	ND		ug/kg	43.8	3.60	1	A
Aroclor 1268	ND		ug/kg	43.8	3.10	1	A
PCBs, Total	ND		ug/kg	43.8	3.10	1	A

Surrogate	% Recovery	Qualifier	Acceptance Criteria	Column
2,4,5,6-Tetrachloro-m-xylene	52		30-150	A
Decachlorobiphenyl	40		30-150	A
2,4,5,6-Tetrachloro-m-xylene	49		30-150	B
Decachlorobiphenyl	40		30-150	B

Project Name: 1111 ELMWOOD AVE.
Project Number: B0369-018-004-002
Lab Number: L1809715
Report Date: 03/26/18

SAMPLE RESULTS

Lab ID: L1809715-02
Client ID: WC#10
Sample Location: BUFFALO, NY

Date Collected: 03/21/18 15:15
Date Received: 03/21/18
Field Prep: Not Specified

Sample Depth:
Matrix: Soil
Analytical Method: 1,8082A
Analytical Date: 03/23/18 06:39
Analyst: AF
Percent Solids: 89%

Extraction Method: EPA 3546
Extraction Date: 03/22/18 08:31
Cleanup Method: EPA 3665A
Cleanup Date: 03/22/18
Cleanup Method: EPA 3660B
Cleanup Date: 03/23/18

Parameter	Result	Qualifier	Units	RL	MDL	Dilution Factor	Column
Polychlorinated Biphenyls by GC - Westborough Lab							
Aroclor 1016	ND		ug/kg	36.4	4.12	1	A
Aroclor 1221	ND		ug/kg	36.4	5.53	1	A
Aroclor 1232	ND		ug/kg	36.4	3.58	1	A
Aroclor 1242	ND		ug/kg	36.4	4.45	1	A
Aroclor 1248	ND		ug/kg	36.4	4.08	1	A
Aroclor 1254	ND		ug/kg	36.4	2.97	1	A
Aroclor 1260	ND		ug/kg	36.4	3.79	1	A
Aroclor 1262	ND		ug/kg	36.4	2.99	1	A
Aroclor 1268	ND		ug/kg	36.4	2.57	1	A
PCBs, Total	ND		ug/kg	36.4	2.57	1	A

Surrogate	% Recovery	Qualifier	Acceptance Criteria	Column
2,4,5,6-Tetrachloro-m-xylene	86		30-150	A
Decachlorobiphenyl	56		30-150	A
2,4,5,6-Tetrachloro-m-xylene	93		30-150	B
Decachlorobiphenyl	57		30-150	B

Project Name: 1111 ELMWOOD AVE.
Project Number: B0369-018-004-002

Lab Number: L1809715
Report Date: 03/26/18

Method Blank Analysis
Batch Quality Control

Analytical Method: 1,8082A
Analytical Date: 03/22/18 13:24
Analyst: WR

Extraction Method: EPA 3546
Extraction Date: 03/22/18 08:05
Cleanup Method: EPA 3665A
Cleanup Date: 03/22/18
Cleanup Method: EPA 3660B
Cleanup Date: 03/22/18

Parameter	Result	Qualifier	Units	RL	MDL	Column
Polychlorinated Biphenyls by GC - Westborough Lab for sample(s): 01-02 Batch: WG1099448-1						
Aroclor 1016	ND		ug/kg	32.6	3.70	A
Aroclor 1221	ND		ug/kg	32.6	4.97	A
Aroclor 1232	ND		ug/kg	32.6	3.21	A
Aroclor 1242	ND		ug/kg	32.6	4.00	A
Aroclor 1248	ND		ug/kg	32.6	3.66	A
Aroclor 1254	ND		ug/kg	32.6	2.66	A
Aroclor 1260	ND		ug/kg	32.6	3.41	A
Aroclor 1262	ND		ug/kg	32.6	2.68	A
Aroclor 1268	ND		ug/kg	32.6	2.31	A
PCBs, Total	ND		ug/kg	32.6	2.31	A

Surrogate	%Recovery	Qualifier	Acceptance Criteria	Column
2,4,5,6-Tetrachloro-m-xylene	74		30-150	A
Decachlorobiphenyl	66		30-150	A
2,4,5,6-Tetrachloro-m-xylene	77		30-150	B
Decachlorobiphenyl	64		30-150	B

Lab Control Sample Analysis

Batch Quality Control

Project Name: 1111 ELMWOOD AVE.

Project Number: B0369-018-004-002

Lab Number: L1809715

Report Date: 03/26/18

Parameter	LCS %Recovery	Qual	LCSD %Recovery	Qual	%Recovery Limits	RPD	Qual	RPD Limits	Column
Polychlorinated Biphenyls by GC - Westborough Lab Associated sample(s): 01-02 Batch: WG1099448-2 WG1099448-3									
Aroclor 1016	77		81		40-140	5		50	A
Aroclor 1260	78		83		40-140	6		50	A

Surrogate	LCS %Recovery	Qual	LCSD %Recovery	Qual	Acceptance Criteria	Column
2,4,5,6-Tetrachloro-m-xylene	91		96		30-150	A
Decachlorobiphenyl	79		83		30-150	A
2,4,5,6-Tetrachloro-m-xylene	92		98		30-150	B
Decachlorobiphenyl	78		85		30-150	B

PESTICIDES

Project Name: 1111 ELMWOOD AVE.
Project Number: B0369-018-004-002
Lab Number: L1809715
Report Date: 03/26/18

SAMPLE RESULTS

Lab ID: L1809715-01
Client ID: WC#9
Sample Location: BUFFALO, NY

Date Collected: 03/21/18 15:00
Date Received: 03/21/18
Field Prep: Not Specified

Sample Depth:
Matrix: Soil
Analytical Method: 1,8081B
Analytical Date: 03/23/18 18:23
Analyst: JW
Percent Solids: 76%

Extraction Method: EPA 3546
Extraction Date: 03/22/18 09:55
Cleanup Method: EPA 3620B
Cleanup Date: 03/23/18

Parameter	Result	Qualifier	Units	RL	MDL	Dilution Factor	Column
Organochlorine Pesticides by GC - Westborough Lab							
Delta-BHC	ND		ug/kg	2.09	0.410	1	A
Lindane	ND		ug/kg	0.871	0.390	1	A
Alpha-BHC	ND		ug/kg	0.871	0.247	1	A
Beta-BHC	ND		ug/kg	2.09	0.793	1	A
Heptachlor	ND		ug/kg	1.04	0.469	1	A
Aldrin	ND		ug/kg	2.09	0.736	1	A
Heptachlor epoxide	1.36	J	ug/kg	3.92	1.18	1	B
Endrin	ND		ug/kg	0.871	0.357	1	A
Endrin aldehyde	ND		ug/kg	2.61	0.915	1	A
Endrin ketone	ND		ug/kg	2.09	0.538	1	A
Dieldrin	ND		ug/kg	1.31	0.654	1	A
4,4'-DDE	ND		ug/kg	2.09	0.484	1	A
4,4'-DDD	ND		ug/kg	2.09	0.746	1	A
4,4'-DDT	12.6		ug/kg	3.92	1.68	1	A
Endosulfan I	ND		ug/kg	2.09	0.494	1	A
Endosulfan II	ND		ug/kg	2.09	0.699	1	A
Endosulfan sulfate	ND		ug/kg	0.871	0.415	1	A
Methoxychlor	ND		ug/kg	3.92	1.22	1	A
Toxaphene	ND		ug/kg	39.2	11.0	1	A
cis-Chlordane	1.58	J	ug/kg	2.61	0.728	1	B
trans-Chlordane	3.35	PI	ug/kg	2.61	0.690	1	A
Chlordane	ND		ug/kg	17.0	6.93	1	A

Project Name: 1111 ELMWOOD AVE. **Lab Number:** L1809715

Project Number: B0369-018-004-002 **Report Date:** 03/26/18

SAMPLE RESULTS

Lab ID: L1809715-01 Date Collected: 03/21/18 15:00

Client ID: WC#9 Date Received: 03/21/18

Sample Location: BUFFALO, NY Field Prep: Not Specified

Sample Depth:

Parameter	Result	Qualifier	Units	RL	MDL	Dilution Factor	Column
Organochlorine Pesticides by GC - Westborough Lab							

Surrogate	% Recovery	Qualifier	Acceptance Criteria	Column
2,4,5,6-Tetrachloro-m-xylene	56		30-150	B
Decachlorobiphenyl	93		30-150	B
2,4,5,6-Tetrachloro-m-xylene	72		30-150	A
Decachlorobiphenyl	75		30-150	A

Project Name: 1111 ELMWOOD AVE.
Lab Number: L1809715
Project Number: B0369-018-004-002
Report Date: 03/26/18

SAMPLE RESULTS

Lab ID: L1809715-01
Client ID: WC#9
Sample Location: BUFFALO, NY

Date Collected: 03/21/18 15:00
Date Received: 03/21/18
Field Prep: Not Specified

Sample Depth:
Matrix: Soil
Analytical Method: 1,8151A
Analytical Date: 03/25/18 08:19
Analyst: SL
Percent Solids: 76%
Methylation Date: 03/23/18 13:52

Extraction Method: EPA 8151A
Extraction Date: 03/22/18 16:36

Parameter	Result	Qualifier	Units	RL	MDL	Dilution Factor	Column
Chlorinated Herbicides by GC - Westborough Lab							
2,4-D	ND		ug/kg	216	13.6	1	A
2,4,5-T	ND		ug/kg	216	6.70	1	A
2,4,5-TP (Silvex)	ND		ug/kg	216	5.75	1	A

Surrogate	% Recovery	Qualifier	Acceptance Criteria	Column
DCAA	129		30-150	A
DCAA	117		30-150	B

Project Name: 1111 ELMWOOD AVE.
Project Number: B0369-018-004-002
Lab Number: L1809715
Report Date: 03/26/18

SAMPLE RESULTS

Lab ID: L1809715-02
Client ID: WC#10
Sample Location: BUFFALO, NY

Date Collected: 03/21/18 15:15
Date Received: 03/21/18
Field Prep: Not Specified

Sample Depth:
Matrix: Soil
Analytical Method: 1,8081B
Analytical Date: 03/23/18 18:36
Analyst: JW
Percent Solids: 89%

Extraction Method: EPA 3546
Extraction Date: 03/22/18 09:55
Cleanup Method: EPA 3620B
Cleanup Date: 03/23/18

Parameter	Result	Qualifier	Units	RL	MDL	Dilution Factor	Column
Organochlorine Pesticides by GC - Westborough Lab							
Delta-BHC	ND		ug/kg	1.79	0.350	1	A
Lindane	ND		ug/kg	0.745	0.333	1	A
Alpha-BHC	ND		ug/kg	0.745	0.212	1	A
Beta-BHC	ND		ug/kg	1.79	0.678	1	A
Heptachlor	ND		ug/kg	0.894	0.401	1	A
Aldrin	ND		ug/kg	1.79	0.629	1	A
Heptachlor epoxide	ND		ug/kg	3.35	1.00	1	A
Endrin	ND		ug/kg	0.745	0.305	1	A
Endrin aldehyde	ND		ug/kg	2.23	0.782	1	A
Endrin ketone	ND		ug/kg	1.79	0.460	1	A
Dieldrin	ND		ug/kg	1.12	0.558	1	A
4,4'-DDE	ND		ug/kg	1.79	0.413	1	A
4,4'-DDD	ND		ug/kg	1.79	0.638	1	A
4,4'-DDT	ND		ug/kg	3.35	1.44	1	B
Endosulfan I	ND		ug/kg	1.79	0.422	1	A
Endosulfan II	ND		ug/kg	1.79	0.597	1	A
Endosulfan sulfate	ND		ug/kg	0.745	0.354	1	A
Methoxychlor	ND		ug/kg	3.35	1.04	1	A
Toxaphene	ND		ug/kg	33.5	9.38	1	A
cis-Chlordane	ND		ug/kg	2.23	0.623	1	A
trans-Chlordane	ND		ug/kg	2.23	0.590	1	A
Chlordane	ND		ug/kg	14.5	5.92	1	A

Project Name: 1111 ELMWOOD AVE. **Lab Number:** L1809715

Project Number: B0369-018-004-002 **Report Date:** 03/26/18

SAMPLE RESULTS

Lab ID: L1809715-02 Date Collected: 03/21/18 15:15

Client ID: WC#10 Date Received: 03/21/18

Sample Location: BUFFALO, NY Field Prep: Not Specified

Sample Depth:

Parameter	Result	Qualifier	Units	RL	MDL	Dilution Factor	Column
Organochlorine Pesticides by GC - Westborough Lab							

Surrogate	% Recovery	Qualifier	Acceptance Criteria	Column
2,4,5,6-Tetrachloro-m-xylene	83		30-150	B
Decachlorobiphenyl	91		30-150	B
2,4,5,6-Tetrachloro-m-xylene	88		30-150	A
Decachlorobiphenyl	61		30-150	A

Project Name: 1111 ELMWOOD AVE.
Lab Number: L1809715
Project Number: B0369-018-004-002
Report Date: 03/26/18

SAMPLE RESULTS

Lab ID: L1809715-02
Client ID: WC#10
Sample Location: BUFFALO, NY

Date Collected: 03/21/18 15:15
Date Received: 03/21/18
Field Prep: Not Specified

Sample Depth:
Matrix: Soil
Analytical Method: 1,8151A
Analytical Date: 03/25/18 08:38
Analyst: SL
Percent Solids: 89%
Methylation Date: 03/23/18 13:52

Extraction Method: EPA 8151A
Extraction Date: 03/22/18 16:36

Parameter	Result	Qualifier	Units	RL	MDL	Dilution Factor	Column
Chlorinated Herbicides by GC - Westborough Lab							
2,4-D	ND		ug/kg	185	11.6	1	A
2,4,5-T	ND		ug/kg	185	5.73	1	A
2,4,5-TP (Silvex)	ND		ug/kg	185	4.92	1	A

Surrogate	% Recovery	Qualifier	Acceptance Criteria	Column
DCAA	130		30-150	A
DCAA	120		30-150	B

Project Name: 1111 ELMWOOD AVE.
Project Number: B0369-018-004-002
Lab Number: L1809715
Report Date: 03/26/18

Method Blank Analysis
Batch Quality Control

Analytical Method: 1,8081B
Analytical Date: 03/23/18 14:46
Analyst: JW

Extraction Method: EPA 3546
Extraction Date: 03/22/18 04:20
Cleanup Method: EPA 3620B
Cleanup Date: 03/23/18

Parameter	Result	Qualifier	Units	RL	MDL	Column
Organochlorine Pesticides by GC - Westborough Lab for sample(s): 01-02 Batch: WG1099404-1						
Delta-BHC	ND		ug/kg	1.52	0.298	A
Lindane	ND		ug/kg	0.635	0.284	A
Alpha-BHC	ND		ug/kg	0.635	0.180	A
Beta-BHC	ND		ug/kg	1.52	0.578	A
Heptachlor	ND		ug/kg	0.762	0.342	A
Aldrin	ND		ug/kg	1.52	0.536	A
Heptachlor epoxide	ND		ug/kg	2.86	0.857	A
Endrin	ND		ug/kg	0.635	0.260	A
Endrin aldehyde	ND		ug/kg	1.90	0.667	A
Endrin ketone	ND		ug/kg	1.52	0.392	A
Dieldrin	ND		ug/kg	0.952	0.476	A
4,4'-DDE	ND		ug/kg	1.52	0.352	A
4,4'-DDD	ND		ug/kg	1.52	0.543	A
4,4'-DDT	ND		ug/kg	2.86	1.22	A
Endosulfan I	ND		ug/kg	1.52	0.360	A
Endosulfan II	ND		ug/kg	1.52	0.509	A
Endosulfan sulfate	ND		ug/kg	0.635	0.302	A
Methoxychlor	ND		ug/kg	2.86	0.889	A
Toxaphene	ND		ug/kg	28.6	8.00	A
cis-Chlordane	ND		ug/kg	1.90	0.531	A
trans-Chlordane	ND		ug/kg	1.90	0.503	A
Chlordane	ND		ug/kg	12.4	5.05	A

Project Name: 1111 ELMWOOD AVE.
Project Number: B0369-018-004-002

Lab Number: L1809715
Report Date: 03/26/18

Method Blank Analysis
Batch Quality Control

Analytical Method: 1,8081B
Analytical Date: 03/23/18 14:46
Analyst: JW

Extraction Method: EPA 3546
Extraction Date: 03/22/18 04:20
Cleanup Method: EPA 3620B
Cleanup Date: 03/23/18

Parameter	Result	Qualifier	Units	RL	MDL	Column
Organochlorine Pesticides by GC - Westborough Lab for sample(s): 01-02 Batch: WG1099404-1						

Surrogate	%Recovery	Qualifier	Acceptance Criteria	Column
2,4,5,6-Tetrachloro-m-xylene	102		30-150	B
Decachlorobiphenyl	117		30-150	B
2,4,5,6-Tetrachloro-m-xylene	102		30-150	A
Decachlorobiphenyl	57		30-150	A

Project Name: 1111 ELMWOOD AVE. **Lab Number:** L1809715

Project Number: B0369-018-004-002 **Report Date:** 03/26/18

Method Blank Analysis
Batch Quality Control

Analytical Method: 1,8151A
Analytical Date: 03/25/18 07:23
Analyst: SL

Extraction Method: EPA 8151A
Extraction Date: 03/22/18 16:36

Methylation Date: 03/23/18 13:52

Parameter	Result	Qualifier	Units	RL	MDL	Column
Chlorinated Herbicides by GC - Westborough Lab for sample(s): 01-02 Batch: WG1099687-1						
2,4-D	ND		ug/kg	162	10.2	A
2,4,5-T	ND		ug/kg	162	5.02	A
2,4,5-TP (Silvex)	ND		ug/kg	162	4.31	A

Surrogate	%Recovery	Qualifier	Acceptance Criteria	Column
DCAA	102		30-150	A
DCAA	97		30-150	B

Lab Control Sample Analysis

Batch Quality Control

Project Name: 1111 ELMWOOD AVE.

Project Number: B0369-018-004-002

Lab Number: L1809715

Report Date: 03/26/18

Parameter	LCS %Recovery	Qual	LCSD %Recovery	Qual	%Recovery Limits	RPD	Qual	RPD Limits	Column
Organochlorine Pesticides by GC - Westborough Lab Associated sample(s): 01-02 Batch: WG1099404-2 WG1099404-3									
Delta-BHC	89		84		30-150	6		30	A
Lindane	94		91		30-150	3		30	A
Alpha-BHC	91		87		30-150	4		30	A
Beta-BHC	97		94		30-150	3		30	A
Heptachlor	103		99		30-150	4		30	A
Aldrin	99		93		30-150	6		30	A
Heptachlor epoxide	93		88		30-150	6		30	A
Endrin	100		96		30-150	4		30	A
Endrin aldehyde	57		63		30-150	10		30	A
Endrin ketone	79		82		30-150	4		30	A
Dieldrin	106		101		30-150	5		30	A
4,4'-DDE	95		90		30-150	5		30	A
4,4'-DDD	81		77		30-150	5		30	A
4,4'-DDT	85		80		30-150	6		30	A
Endosulfan I	100		95		30-150	5		30	A
Endosulfan II	95		92		30-150	3		30	A
Endosulfan sulfate	68		74		30-150	8		30	A
Methoxychlor	88		86		30-150	2		30	A
cis-Chlordane	93		80		30-150	15		30	A
trans-Chlordane	70		64		30-150	9		30	A

Lab Control Sample Analysis

Batch Quality Control

Project Name: 1111 ELMWOOD AVE.

Project Number: B0369-018-004-002

Lab Number: L1809715

Report Date: 03/26/18

Parameter	LCS %Recovery	Qual	LCSD %Recovery	Qual	%Recovery Limits	RPD	Qual	RPD Limits
Organochlorine Pesticides by GC - Westborough Lab Associated sample(s): 01-02 Batch: WG1099404-2 WG1099404-3								

Surrogate	LCS %Recovery	Qual	LCSD %Recovery	Qual	Acceptance Criteria	Column
2,4,5,6-Tetrachloro-m-xylene	92		88		30-150	B
Decachlorobiphenyl	111		108		30-150	B
2,4,5,6-Tetrachloro-m-xylene	97		86		30-150	A
Decachlorobiphenyl	74		63		30-150	A

Lab Control Sample Analysis

Batch Quality Control

Project Name: 1111 ELMWOOD AVE.

Project Number: B0369-018-004-002

Lab Number: L1809715

Report Date: 03/26/18

Parameter	LCS %Recovery	Qual	LCSD %Recovery	Qual	%Recovery Limits	RPD	Qual	RPD Limits	Column
Chlorinated Herbicides by GC - Westborough Lab Associated sample(s): 01-02 Batch: WG1099687-2 WG1099687-3									
2,4-D	87		87		30-150	0		30	A
2,4,5-T	106		103		30-150	3		30	A
2,4,5-TP (Silvex)	83		80		30-150	4		30	A

Surrogate	LCS %Recovery	Qual	LCSD %Recovery	Qual	Acceptance Criteria	Column
DCAA	110		111		30-150	A
DCAA	109		112		30-150	B

METALS

Project Name: 1111 ELMWOOD AVE.
Lab Number: L1809715
Project Number: B0369-018-004-002
Report Date: 03/26/18

SAMPLE RESULTS

Lab ID: L1809715-01
Client ID: WC#9
Sample Location: BUFFALO, NY
Date Collected: 03/21/18 15:00
Date Received: 03/21/18
Field Prep: Not Specified

Sample Depth:
Matrix: Soil
Percent Solids: 76%
TCLP/SPLP Ext. Date: 03/22/18 16:40

Parameter	Result	Qualifier	Units	RL	MDL	Dilution Factor	Date Prepared	Date Analyzed	Prep Method	Analytical Method	Analyst
TCLP Metals by EPA 1311 - Mansfield Lab											
Arsenic, TCLP	ND		mg/l	1.00	0.019	1	03/23/18 12:40	03/23/18 16:29	EPA 3015	1,6010C	AB
Barium, TCLP	0.872		mg/l	0.500	0.021	1	03/23/18 12:40	03/23/18 16:29	EPA 3015	1,6010C	AB
Cadmium, TCLP	ND		mg/l	0.100	0.010	1	03/23/18 12:40	03/23/18 16:29	EPA 3015	1,6010C	AB
Chromium, TCLP	ND		mg/l	0.200	0.021	1	03/23/18 12:40	03/23/18 16:29	EPA 3015	1,6010C	AB
Lead, TCLP	0.582		mg/l	0.500	0.027	1	03/23/18 12:40	03/23/18 16:29	EPA 3015	1,6010C	AB
Mercury, TCLP	ND		mg/l	0.0010	0.0003	1	03/26/18 08:45	03/26/18 12:47	EPA 7470A	1,7470A	MG
Selenium, TCLP	ND		mg/l	0.500	0.035	1	03/23/18 12:40	03/23/18 16:29	EPA 3015	1,6010C	AB
Silver, TCLP	ND		mg/l	0.100	0.028	1	03/23/18 12:40	03/23/18 16:29	EPA 3015	1,6010C	AB

Project Name: 1111 ELMWOOD AVE.
Lab Number: L1809715
Project Number: B0369-018-004-002
Report Date: 03/26/18

SAMPLE RESULTS

Lab ID: L1809715-02
Client ID: WC#10
Sample Location: BUFFALO, NY
Date Collected: 03/21/18 15:15
Date Received: 03/21/18
Field Prep: Not Specified

Sample Depth:
Matrix: Soil
Percent Solids: 89%
TCLP/SPLP Ext. Date: 03/22/18 16:40

Parameter	Result	Qualifier	Units	RL	MDL	Dilution Factor	Date Prepared	Date Analyzed	Prep Method	Analytical Method	Analyst
TCLP Metals by EPA 1311 - Mansfield Lab											
Arsenic, TCLP	ND		mg/l	1.00	0.019	1	03/23/18 12:40	03/23/18 16:57	EPA 3015	1,6010C	AB
Barium, TCLP	0.494	J	mg/l	0.500	0.021	1	03/23/18 12:40	03/23/18 16:57	EPA 3015	1,6010C	AB
Cadmium, TCLP	ND		mg/l	0.100	0.010	1	03/23/18 12:40	03/23/18 16:57	EPA 3015	1,6010C	AB
Chromium, TCLP	ND		mg/l	0.200	0.021	1	03/23/18 12:40	03/23/18 16:57	EPA 3015	1,6010C	AB
Lead, TCLP	ND		mg/l	0.500	0.027	1	03/23/18 12:40	03/23/18 16:57	EPA 3015	1,6010C	AB
Mercury, TCLP	ND		mg/l	0.0010	0.0003	1	03/26/18 08:45	03/26/18 12:55	EPA 7470A	1,7470A	MG
Selenium, TCLP	ND		mg/l	0.500	0.035	1	03/23/18 12:40	03/23/18 16:57	EPA 3015	1,6010C	AB
Silver, TCLP	ND		mg/l	0.100	0.028	1	03/23/18 12:40	03/23/18 16:57	EPA 3015	1,6010C	AB

Project Name: 1111 ELMWOOD AVE. **Lab Number:** L1809715

Project Number: B0369-018-004-002 **Report Date:** 03/26/18

Method Blank Analysis
Batch Quality Control

Parameter	Result	Qualifier	Units	RL	MDL	Dilution Factor	Date Prepared	Date Analyzed	Analytical Method	Analyst
TCLP Metals by EPA 1311 - Mansfield Lab for sample(s): 01-02 Batch: WG1099951-1										
Arsenic, TCLP	ND		mg/l	1.00	0.019	1	03/23/18 12:40	03/23/18 16:15	1,6010C	AB
Barium, TCLP	ND		mg/l	0.500	0.021	1	03/23/18 12:40	03/23/18 16:15	1,6010C	AB
Cadmium, TCLP	ND		mg/l	0.100	0.010	1	03/23/18 12:40	03/23/18 16:15	1,6010C	AB
Chromium, TCLP	ND		mg/l	0.200	0.021	1	03/23/18 12:40	03/23/18 16:15	1,6010C	AB
Lead, TCLP	ND		mg/l	0.500	0.027	1	03/23/18 12:40	03/23/18 16:15	1,6010C	AB
Selenium, TCLP	ND		mg/l	0.500	0.035	1	03/23/18 12:40	03/23/18 16:15	1,6010C	AB
Silver, TCLP	ND		mg/l	0.100	0.028	1	03/23/18 12:40	03/23/18 16:15	1,6010C	AB

Prep Information

Digestion Method: EPA 3015

TCLP/SPLP Extraction Date: 03/22/18 16:40

Parameter	Result	Qualifier	Units	RL	MDL	Dilution Factor	Date Prepared	Date Analyzed	Analytical Method	Analyst
TCLP Metals by EPA 1311 - Mansfield Lab for sample(s): 01-02 Batch: WG1100426-1										
Mercury, TCLP	ND		mg/l	0.0010	0.0003	1	03/26/18 08:45	03/26/18 12:43	1,7470A	MG

Prep Information

Digestion Method: EPA 7470A

TCLP/SPLP Extraction Date: 03/22/18 16:40

Lab Control Sample Analysis

Batch Quality Control

Project Name: 1111 ELMWOOD AVE.

Project Number: B0369-018-004-002

Lab Number: L1809715

Report Date: 03/26/18

Parameter	LCS %Recovery	Qual	LCSD %Recovery	Qual	%Recovery Limits	RPD	Qual	RPD Limits
TCLP Metals by EPA 1311 - Mansfield Lab Associated sample(s): 01-02 Batch: WG1099951-2								
Arsenic, TCLP	104		-		75-125	-		20
Barium, TCLP	94		-		75-125	-		20
Cadmium, TCLP	98		-		75-125	-		20
Chromium, TCLP	95		-		75-125	-		20
Lead, TCLP	98		-		75-125	-		20
Selenium, TCLP	104		-		75-125	-		20
Silver, TCLP	95		-		75-125	-		20
TCLP Metals by EPA 1311 - Mansfield Lab Associated sample(s): 01-02 Batch: WG1100426-2								
Mercury, TCLP	86		-		80-120	-		

Matrix Spike Analysis
Batch Quality Control

Project Name: 1111 ELMWOOD AVE.
Project Number: B0369-018-004-002

Lab Number: L1809715
Report Date: 03/26/18

Parameter	Native Sample	MS Added	MS Found	MS %Recovery	Qual	MSD Found	MSD %Recovery	Qual	Recovery Limits	RPD	Qual	RPD Limits
TCLP Metals by EPA 1311 - Mansfield Lab Associated sample(s): 01-02 QC Batch ID: WG1099951-3 QC Sample: L1809715-01 Client ID: WC#9												
Arsenic, TCLP	ND	1.2	1.19	99		-	-		75-125	-		20
Barium, TCLP	0.872	20	19.1	91		-	-		75-125	-		20
Cadmium, TCLP	ND	0.51	0.475	93		-	-		75-125	-		20
Chromium, TCLP	ND	2	1.77	88		-	-		75-125	-		20
Lead, TCLP	0.582	5.1	5.16	90		-	-		75-125	-		20
Selenium, TCLP	ND	1.2	1.21	101		-	-		75-125	-		20
Silver, TCLP	ND	0.5	0.461	92		-	-		75-125	-		20
TCLP Metals by EPA 1311 - Mansfield Lab Associated sample(s): 01-02 QC Batch ID: WG1100426-3 QC Sample: L1809715-01 Client ID: WC#9												
Mercury, TCLP	ND	0.025	0.0219	88		-	-		80-120	-		20

Lab Duplicate Analysis
Batch Quality Control

Project Name: 1111 ELMWOOD AVE.
Project Number: B0369-018-004-00

Lab Number: L1809715
Report Date: 03/26/18

Parameter	Native Sample	Duplicate Sample	Units	RPD	Qual	RPD Limits
TCLP Metals by EPA 1311 - Mansfield Lab Associated sample(s): 01-02 QC Batch ID: WG1099951-4 QC Sample: L1809715-01 Client ID: WC#9						
Arsenic, TCLP	ND	ND	mg/l	NC		20
Barium, TCLP	0.872	0.823	mg/l	6		20
Cadmium, TCLP	ND	ND	mg/l	NC		20
Chromium, TCLP	ND	ND	mg/l	NC		20
Lead, TCLP	0.582	0.558	mg/l	4		20
Selenium, TCLP	ND	ND	mg/l	NC		20
Silver, TCLP	ND	ND	mg/l	NC		20
TCLP Metals by EPA 1311 - Mansfield Lab Associated sample(s): 01-02 QC Batch ID: WG1100426-4 QC Sample: L1809715-01 Client ID: WC#9						
Mercury, TCLP	ND	ND	mg/l	NC		20

INORGANICS
&
MISCELLANEOUS

Project Name: 1111 ELMWOOD AVE.
Project Number: B0369-018-004-002

Lab Number: L1809715
Report Date: 03/26/18

SAMPLE RESULTS

Lab ID: L1809715-01
Client ID: WC#9
Sample Location: BUFFALO, NY

Date Collected: 03/21/18 15:00
Date Received: 03/21/18
Field Prep: Not Specified

Sample Depth:
Matrix: Soil

Test Material Information

Source of Material:	Unknown
Description of Material:	Non-Metallic - Damp Paste
Particle Size:	Medium
Preliminary Burning Time (sec):	120

Parameter	Result	Date Analyzed	Analytical Method	Analyst
Ignitability of Solids - Westborough Lab				
Ignitability	NI	03/22/18 09:30	1,1030	JG

Project Name: 1111 ELMWOOD AVE.
Project Number: B0369-018-004-002
Lab Number: L1809715
Report Date: 03/26/18

SAMPLE RESULTS

Lab ID: L1809715-02
Client ID: WC#10
Sample Location: BUFFALO, NY

Date Collected: 03/21/18 15:15
Date Received: 03/21/18
Field Prep: Not Specified

Sample Depth:
Matrix: Soil

Test Material Information

Source of Material:	Unknown
Description of Material:	Non-Metallic - Damp Soil
Particle Size:	Medium
Preliminary Burning Time (sec):	120

Parameter	Result	Date Analyzed	Analytical Method	Analyst
Ignitability of Solids - Westborough Lab				
Ignitability	NI	03/22/18 09:30	1,1030	JG

Project Name: 1111 ELMWOOD AVE.
Project Number: B0369-018-004-002

Lab Number: L1809715
Report Date: 03/26/18

SAMPLE RESULTS

Lab ID: L1809715-01
Client ID: WC#9
Sample Location: BUFFALO, NY

Date Collected: 03/21/18 15:00
Date Received: 03/21/18
Field Prep: Not Specified

Sample Depth:
Matrix: Soil

Parameter	Result	Qualifier	Units	RL	MDL	Dilution Factor	Date Prepared	Date Analyzed	Analytical Method	Analyst
General Chemistry - Westborough Lab										
Solids, Total	75.6		%	0.100	NA	1	-	03/22/18 08:27	121,2540G	JK
Cyanide, Total	ND		mg/kg	1.3	0.28	1	03/22/18 15:25	03/23/18 10:06	1,9010C/9012B	LH
pH (H)	7.8		SU	-	NA	1	-	03/22/18 08:40	1,9045D	GD
Cyanide, Reactive	ND		mg/kg	10	10.	1	03/23/18 03:10	03/23/18 06:30	125,7.3	JD
Sulfide, Reactive	ND		mg/kg	10	10.	1	03/23/18 03:10	03/23/18 06:43	125,7.3	JD

Project Name: 1111 ELMWOOD AVE.
Project Number: B0369-018-004-002

Lab Number: L1809715
Report Date: 03/26/18

SAMPLE RESULTS

Lab ID: L1809715-02
Client ID: WC#10
Sample Location: BUFFALO, NY

Date Collected: 03/21/18 15:15
Date Received: 03/21/18
Field Prep: Not Specified

Sample Depth:
Matrix: Soil

Parameter	Result	Qualifier	Units	RL	MDL	Dilution Factor	Date Prepared	Date Analyzed	Analytical Method	Analyst
General Chemistry - Westborough Lab										
Solids, Total	88.8		%	0.100	NA	1	-	03/22/18 08:27	121,2540G	JK
Cyanide, Total	ND		mg/kg	1.1	0.23	1	03/22/18 15:25	03/23/18 10:07	1,9010C/9012B	LH
pH (H)	8.0		SU	-	NA	1	-	03/22/18 08:40	1,9045D	GD
Cyanide, Reactive	ND		mg/kg	10	10.	1	03/23/18 03:10	03/23/18 06:31	125,7.3	JD
Sulfide, Reactive	ND		mg/kg	10	10.	1	03/23/18 03:10	03/23/18 06:43	125,7.3	JD

Project Name: 1111 ELMWOOD AVE.
Project Number: B0369-018-004-002
Lab Number: L1809715
Report Date: 03/26/18

Method Blank Analysis
Batch Quality Control

Parameter	Result	Qualifier	Units	RL	MDL	Dilution Factor	Date Prepared	Date Analyzed	Analytical Method	Analyst
General Chemistry - Westborough Lab for sample(s): 01-02 Batch: WG1099600-1										
Cyanide, Total	ND		mg/kg	0.96	0.20	1	03/22/18 15:25	03/23/18 09:59	1,9010C/9012B	LH
General Chemistry - Westborough Lab for sample(s): 01-02 Batch: WG1099781-1										
Sulfide, Reactive	ND		mg/kg	10	10.	1	03/23/18 03:10	03/23/18 06:40	125,7.3	JD
General Chemistry - Westborough Lab for sample(s): 01-02 Batch: WG1099784-1										
Cyanide, Reactive	ND		mg/kg	10	10.	1	03/23/18 03:10	03/23/18 06:27	125,7.3	JD

Lab Control Sample Analysis

Batch Quality Control

Project Name: 1111 ELMWOOD AVE.

Project Number: B0369-018-004-002

Lab Number: L1809715

Report Date: 03/26/18

Parameter	LCS %Recovery	Qual	LCSD %Recovery	Qual	%Recovery Limits	RPD	Qual	RPD Limits
General Chemistry - Westborough Lab Associated sample(s): 01-02 Batch: WG1099476-1								
pH	100		-		99-101	-		
General Chemistry - Westborough Lab Associated sample(s): 01-02 Batch: WG1099600-2 WG1099600-3								
Cyanide, Total	**70**	Q	**77**	Q	80-120	1		35
General Chemistry - Westborough Lab Associated sample(s): 01-02 Batch: WG1099781-2								
Sulfide, Reactive	122		-		60-125	-		40
General Chemistry - Westborough Lab Associated sample(s): 01-02 Batch: WG1099784-2								
Cyanide, Reactive	48		-		30-125	-		40

Matrix Spike Analysis
Batch Quality Control

Project Name: 1111 ELMWOOD AVE.
Project Number: B0369-018-004-002

Lab Number: L1809715
Report Date: 03/26/18

Parameter	Native Sample	MS Added	MS Found	MS %Recovery	Qual	MSD Found	MSD %Recovery	Qual	Recovery Limits	RPD	Qual	RPD Limits
General Chemistry - Westborough Lab Associated sample(s): 01-02 QC Batch ID: WG1099600-4 WG1099600-5 QC Sample: L1809729-10 Client ID: MS Sample												
Cyanide, Total	ND	12	11	94		11	98		75-125	0		35

Lab Duplicate Analysis
Batch Quality Control

Project Name: 1111 ELMWOOD AVE.
Project Number: B0369-018-004-00

Lab Number: L1809715
Report Date: 03/26/18

Parameter	Native Sample	Duplicate Sample	Units	RPD	Qual	RPD Limits
General Chemistry - Westborough Lab Associated sample(s): 01-02 QC Batch ID: WG1099458-1 QC Sample: L1809715-01 Client ID: WC#9						
Solids, Total	75.6	72.7	%	4		20
General Chemistry - Westborough Lab Associated sample(s): 01-02 QC Batch ID: WG1099476-2 QC Sample: L1809715-01 Client ID: WC#9						
pH (H)	7.8	7.7	SU	1		5
General Chemistry - Westborough Lab Associated sample(s): 01-02 QC Batch ID: WG1099781-3 QC Sample: L1809422-01 Client ID: DUP Sample						
Sulfide, Reactive	ND	ND	mg/kg	NC		40
General Chemistry - Westborough Lab Associated sample(s): 01-02 QC Batch ID: WG1099784-3 QC Sample: L1809422-01 Client ID: DUP Sample						
Cyanide, Reactive	ND	ND	mg/kg	NC		40

Project Name: 1111 ELMWOOD AVE.
Project Number: B0369-018-004-002

Lab Number: L1809715
Report Date: 03/26/18

Sample Receipt and Container Information

Were project specific reporting limits specified? YES

Cooler Information

Cooler	Custody Seal
A	Absent

Container Information

Container ID	Container Type	Cooler	Initial pH	Final pH	Temp deg C	Pres	Seal	Frozen Date/Time	Analysis(*)
L1809715-01A	Glass 120ml/4oz unpreserved	A	NA		4.2	Y	Absent		TCLP-EXT-ZHE(14)
L1809715-01B	Glass 120ml/4oz unpreserved	A	NA		4.2	Y	Absent		IGNIT-1030(14),REACTS(14),TCN-9010(14),HERB-APA(14),TS(7),PH-9045(1),NYTCL-8081(14),NYTCL-8082(14),REACTCN(14),TPH-DRO-D(14)
L1809715-01C	Glass 120ml/4oz unpreserved	A	NA		4.2	Y	Absent		IGNIT-1030(14),REACTS(14),TCN-9010(14),HERB-APA(14),TS(7),PH-9045(1),NYTCL-8081(14),NYTCL-8082(14),REACTCN(14),TPH-DRO-D(14)
L1809715-01D	Glass 120ml/4oz unpreserved	A	NA		4.2	Y	Absent		IGNIT-1030(14),REACTS(14),TCN-9010(14),HERB-APA(14),TS(7),PH-9045(1),NYTCL-8081(14),NYTCL-8082(14),REACTCN(14),TPH-DRO-D(14)
L1809715-01E	Glass 120ml/4oz unpreserved	A	NA		4.2	Y	Absent		IGNIT-1030(14),REACTS(14),TCN-9010(14),HERB-APA(14),TS(7),PH-9045(1),NYTCL-8081(14),NYTCL-8082(14),REACTCN(14),TPH-DRO-D(14)
L1809715-01T	Vial unpreserved Extracts	A	NA		4.2	Y	Absent		TCLP-VOA(14)
L1809715-01U	Vial unpreserved Extracts	A	NA		4.2	Y	Absent		TCLP-VOA(14)
L1809715-01W	Amber 1000ml unpreserved Extracts	A	NA		4.2	Y	Absent		TCLP-8270(14)
L1809715-01X	Plastic 120ml HNO3 preserved Extracts	A	NA		4.2	Y	Absent		CD-CI(180),AS-CI(180),BA-CI(180),HG-C(28),PB-CI(180),CR-CI(180),SE-CI(180),AG-CI(180)
L1809715-01X9	Tumble Vessel	A	NA		4.2	Y	Absent		-
L1809715-02A	Glass 120ml/4oz unpreserved	A	NA		4.2	Y	Absent		TCLP-EXT-ZHE(14)
L1809715-02B	Glass 120ml/4oz unpreserved	A	NA		4.2	Y	Absent		IGNIT-1030(14),REACTS(14),TCN-9010(14),HERB-APA(14),TS(7),PH-9045(1),NYTCL-8081(14),NYTCL-8082(14),REACTCN(14),TPH-DRO-D(14)
L1809715-02C	Glass 120ml/4oz unpreserved	A	NA		4.2	Y	Absent		IGNIT-1030(14),REACTS(14),TCN-9010(14),HERB-APA(14),TS(7),PH-9045(1),NYTCL-8081(14),NYTCL-8082(14),REACTCN(14),TPH-DRO-D(14)

*Values in parentheses indicate holding time in days

Project Name: 1111 ELMWOOD AVE.
Project Number: B0369-018-004-002

Lab Number: L1809715
Report Date: 03/26/18

Container Information

Container ID	Container Type	Cooler	Initial pH	Final pH	Temp deg C	Pres	Seal	Frozen Date/Time	Analysis(*)
L1809715-02D	Glass 120ml/4oz unpreserved	A	NA		4.2	Y	Absent		IGNIT-1030(14),REACTS(14),TCN-9010(14),HERB-APA(14),TS(7),PH-9045(1),NYTCL-8081(14),NYTCL-8082(14),REACTCN(14),TPH-DRO-D(14)
L1809715-02E	Glass 120ml/4oz unpreserved	A	NA		4.2	Y	Absent		IGNIT-1030(14),REACTS(14),TCN-9010(14),HERB-APA(14),TS(7),PH-9045(1),NYTCL-8081(14),NYTCL-8082(14),REACTCN(14),TPH-DRO-D(14)
L1809715-02T	Vial unpreserved Extracts	A	NA		4.2	Y	Absent		TCLP-VOA(14)
L1809715-02U	Vial unpreserved Extracts	A	NA		4.2	Y	Absent		TCLP-VOA(14)
L1809715-02W	Amber 1000ml unpreserved Extracts	A	NA		4.2	Y	Absent		TCLP-8270(14)
L1809715-02X	Plastic 120ml HNO3 preserved Extracts	A	NA		4.2	Y	Absent		CD-CI(180),AS-CI(180),BA-CI(180),HG-C(28),PB-CI(180),CR-CI(180),SE-CI(180),AG-CI(180)
L1809715-02X9	Tumble Vessel	A	NA		4.2	Y	Absent		-

*Values in parentheses indicate holding time in days

Project Name:	1111 ELMWOOD AVE.	**Lab Number:**	L1809715
Project Number:	B0369-018-004-002	**Report Date:**	03/26/18

GLOSSARY

Acronyms

EDL	- Estimated Detection Limit: This value represents the level to which target analyte concentrations are reported as estimated values, when those target analyte concentrations are quantified below the reporting limit (RL). The EDL includes any adjustments from dilutions, concentrations or moisture content, where applicable. The use of EDLs is specific to the analysis of PAHs using Solid-Phase Microextraction (SPME).
EPA	- Environmental Protection Agency.
LCS	- Laboratory Control Sample: A sample matrix, free from the analytes of interest, spiked with verified known amounts of analytes or a material containing known and verified amounts of analytes.
LCSD	- Laboratory Control Sample Duplicate: Refer to LCS.
LFB	- Laboratory Fortified Blank: A sample matrix, free from the analytes of interest, spiked with verified known amounts of analytes or a material containing known and verified amounts of analytes.
MDL	- Method Detection Limit: This value represents the level to which target analyte concentrations are reported as estimated values, when those target analyte concentrations are quantified below the reporting limit (RL). The MDL includes any adjustments from dilutions, concentrations or moisture content, where applicable.
MS	- Matrix Spike Sample: A sample prepared by adding a known mass of target analyte to a specified amount of matrix sample for which an independent estimate of target analyte concentration is available.
MSD	- Matrix Spike Sample Duplicate: Refer to MS.
NA	- Not Applicable.
NC	- Not Calculated: Term is utilized when one or more of the results utilized in the calculation are non-detect at the parameter's reporting unit.
NDPA/DPA	- N-Nitrosodiphenylamine/Diphenylamine.
NI	- Not Ignitable.
NP	- Non-Plastic: Term is utilized for the analysis of Atterberg Limits in soil.
RL	- Reporting Limit: The value at which an instrument can accurately measure an analyte at a specific concentration. The RL includes any adjustments from dilutions, concentrations or moisture content, where applicable.
RPD	- Relative Percent Difference: The results from matrix and/or matrix spike duplicates are primarily designed to assess the precision of analytical results in a given matrix and are expressed as relative percent difference (RPD). Values which are less than five times the reporting limit for any individual parameter are evaluated by utilizing the absolute difference between the values; although the RPD value will be provided in the report.
SRM	- Standard Reference Material: A reference sample of a known or certified value that is of the same or similar matrix as the associated field samples.
STLP	- Semi-dynamic Tank Leaching Procedure per EPA Method 1315.
TIC	- Tentatively Identified Compound: A compound that has been identified to be present and is not part of the target compound list (TCL) for the method and/or program. All TICs are qualitatively identified and reported as estimated concentrations.

Footnotes

1	- The reference for this analyte should be considered modified since this analyte is absent from the target analyte list of the original method.

Terms

Analytical Method: Both the document from which the method originates and the analytical reference method. (Example: EPA 8260B is shown as 1,8260B.) The codes for the reference method documents are provided in the References section of the Addendum.

Final pH: As it pertains to Sample Receipt & Container Information section of the report, Final pH reflects pH of container determined after adjustment at the laboratory, if applicable. If no adjustment required, value reflects Initial pH.

Frozen Date/Time: With respect to Volatile Organics in soil, Frozen Date/Time reflects the date/time at which associated Reagent Water-preserved vials were initially frozen. Note: If frozen date/time is beyond 48 hours from sample collection, value will be reflected in 'bold'.

Initial pH: As it pertains to Sample Receipt & Container Information section of the report, Initial pH reflects pH of container determined upon receipt, if applicable.

Total: With respect to Organic analyses, a 'Total' result is defined as the summation of results for individual isomers or Aroclors. If a 'Total' result is requested, the results of its individual components will also be reported. This is applicable to 'Total' results for methods 8260, 8081 and 8082.

Data Qualifiers

A	- Spectra identified as "Aldol Condensation Product".
B	- The analyte was detected above the reporting limit in the associated method blank. Flag only applies to associated field samples that have detectable concentrations of the analyte at less than ten times (10x) the concentration found in the blank. For MCP-related

Report Format: DU Report with 'J' Qualifiers

Project Name:	1111 ELMWOOD AVE.	**Lab Number:**	L1809715
Project Number:	B0369-018-004-002	**Report Date:**	03/26/18

Data Qualifiers

projects, flag only applies to associated field samples that have detectable concentrations of the analyte at less than ten times (10x) the concentration found in the blank. For DOD-related projects, flag only applies to associated field samples that have detectable concentrations of the analyte at less than ten times (10x) the concentration found in the blank AND the analyte was detected above one-half the reporting limit (or above the reporting limit for common lab contaminants) in the associated method blank. For NJ-Air-related projects, flag only applies to associated field samples that have detectable concentrations of the analyte above the reporting limit. For NJ-related projects (excluding Air), flag only applies to associated field samples that have detectable concentrations of the analyte, which was detected above the reporting limit in the associated method blank or above five times the reporting limit for common lab contaminants (Phthalates, Acetone, Methylene Chloride, 2-Butanone).

C - Co-elution: The target analyte co-elutes with a known lab standard (i.e. surrogate, internal standards, etc.) for co-extracted analyses.

D - Concentration of analyte was quantified from diluted analysis. Flag only applies to field samples that have detectable concentrations of the analyte.

E - Concentration of analyte exceeds the range of the calibration curve and/or linear range of the instrument.

G - The concentration may be biased high due to matrix interferences (i.e, co-elution) with non-target compound(s). The result should be considered estimated.

H - The analysis of pH was performed beyond the regulatory-required holding time of 15 minutes from the time of sample collection.

I - The lower value for the two columns has been reported due to obvious interference.

M - Reporting Limit (RL) exceeds the MCP CAM Reporting Limit for this analyte.

NJ - Presumptive evidence of compound. This represents an estimated concentration for Tentatively Identified Compounds (TICs), where the identification is based on a mass spectral library search.

P - The RPD between the results for the two columns exceeds the method-specified criteria.

Q - The quality control sample exceeds the associated acceptance criteria. For DOD-related projects, LCS and/or Continuing Calibration Standard exceedences are also qualified on all associated sample results. Note: This flag is not applicable for matrix spike recoveries when the sample concentration is greater than 4x the spike added or for batch duplicate RPD when the sample concentrations are less than 5x the RL. (Metals only.)

R - Analytical results are from sample re-analysis.

RE - Analytical results are from sample re-extraction.

S - Analytical results are from modified screening analysis.

J - Estimated value. The Target analyte concentration is below the quantitation limit (RL), but above the Method Detection Limit (MDL) or Estimated Detection Limit (EDL) for SPME-related analyses. This represents an estimated concentration for Tentatively Identified Compounds (TICs).

ND - Not detected at the method detection limit (MDL) for the sample, or estimated detection limit (EDL) for SPME-related analyses.

Report Format: DU Report with 'J' Qualifiers

Project Name:	1111 ELMWOOD AVE.	**Lab Number:**	L1809715
Project Number:	B0369-018-004-002	**Report Date:**	03/26/18

REFERENCES

1 Test Methods for Evaluating Solid Waste: Physical/Chemical Methods. EPA SW-846. Third Edition. Updates I - IV, 2007.

121 Standard Methods for the Examination of Water and Wastewater. APHA-AWWA-WEF. Standard Methods Online.

125 Test Methods for Evaluating Solid Waste: Physical/Chemical Methods. EPA SW-846. Third Edition. Updates IIIA, April 1998.

LIMITATION OF LIABILITIES

Alpha Analytical performs services with reasonable care and diligence normal to the analytical testing laboratory industry. In the event of an error, the sole and exclusive responsibility of Alpha Analytical shall be to re-perform the work at it's own expense. In no event shall Alpha Analytical be held liable for any incidental, consequential or special damages, including but not limited to, damages in any way connected with the use of, interpretation of, information or analysis provided by Alpha Analytical.

We strongly urge our clients to comply with EPA protocol regarding sample volume, preservation, cooling, containers, sampling procedures, holding time and splitting of samples in the field.

Certification Information

The following analytes are not included in our Primary NELAP Scope of Accreditation:

Westborough Facility
EPA 624: m/p-xylene, o-xylene
EPA 8260C: NPW: 1,2,4,5-Tetramethylbenzene; 4-Ethyltoluene, Azobenzene; SCM: Iodomethane (methyl iodide), Methyl methacrylate, 1,2,4,5-Tetramethylbenzene; 4-Ethyltoluene.
EPA 8270D: NPW: Dimethylnaphthalene,1,4-Diphenylhydrazine; SCM: Dimethylnaphthalene,1,4-Diphenylhydrazine.
EPA 300: DW: Bromide
EPA 6860: SCM: Perchlorate
EPA 9010: NPW and SCM: Amenable Cyanide Distillation
SM4500: NPW: Amenable Cyanide, Dissolved Oxygen; SCM: Total Phosphorus, TKN, NO2, NO3.

Mansfield Facility
SM 2540D: TSS
EPA 8082A: NPW: PCB: 1, 5, 31, 87,101, 110, 141, 151, 153, 180, 183, 187.
EPA TO-15: Halothane, 2,4,4-Trimethyl-2-pentene, 2,4,4-Trimethyl-1-pentene, Thiophene, 2-Methylthiophene, 3-Methylthiophene, 2-Ethylthiophene, 1,2,3-Trimethylbenzene, Indan, Indene, 1,2,4,5-Tetramethylbenzene, Benzothiophene, 1-Methylnaphthalene.
Biological Tissue Matrix: EPA 3050B

The following analytes are included in our Massachusetts DEP Scope of Accreditation

Westborough Facility:

Drinking Water
EPA 300.0: Chloride, Nitrate-N, Fluoride, Sulfate; **EPA 353.2**: Nitrate-N, Nitrite-N; **SM4500NO3-F**: Nitrate-N, Nitrite-N; **SM4500F-C, SM4500CN-CE, EPA 180.1, SM2130B, SM4500CI-D, SM2320B, SM2540C, SM4500H-B**
EPA 332: Perchlorate; **EPA 524.2:** THMs and VOCs; **EPA 504.1:** EDB, DBCP.
Microbiology: **SM9215B; SM9223-P/A, SM9223B-Colilert-QT,SM9222D**.

Non-Potable Water
SM4500H,B, EPA 120.1, SM2510B, SM2540C, SM2320B, SM4500CL-E, SM4500F-BC, SM4500NH3-BH: Ammonia-N and Kjeldahl-N, **EPA 350.1**: Ammonia-N, **LACHAT 10-107-06-1-B**: Ammonia-N, **EPA 351.1, SM4500NO3-F, EPA 353.2**: Nitrate-N**, EPA 351.1, SM4500P-E, SM4500P-B, E, SM4500SO4-E, SM5220D, EPA 410.4, SM5210B, SM5310C, SM4500CL-D, EPA 1664, EPA 420.1, SM4500-CN-CE, SM2540D.**
EPA 624: Volatile Halocarbons & Aromatics,
EPA 608: Chlordane, Toxaphene, Aldrin, alpha-BHC, beta-BHC, gamma-BHC, delta-BHC, Dieldrin, DDD, DDE, DDT, Endosulfan I, Endosulfan II, Endosulfan sulfate, Endrin, Endrin Aldehyde, Heptachlor, Heptachlor Epoxide, PCBs
EPA 625: SVOC (Acid/Base/Neutral Extractables), **EPA 600/4-81-045**: PCB-Oil.
Microbiology: **SM9223B-Colilert-QT; Enterolert-QT, SM9221E, SM9222D.**

Mansfield Facility:

Drinking Water
EPA 200.7: Al, Ba, Be, Cd, Cr, Cu, Mn, Ni, Na, Ag, Ca, Zn. **EPA 200.8:** Al, Sb, As, Ba, Be, Cd, Cr, Cu, Pb, Mn, Ni, Se, Ag, TL, Zn. **EPA 245.1** Hg.
EPA 522.

Non-Potable Water
EPA 200.7: Al, Sb, As, Be, Cd, Ca, Cr, Co, Cu, Fe, Pb, Mg, Mn, Mo, Ni, K, Se, Ag, Na, Sr, TL, Ti, V, Zn.
EPA 200.8: Al, Sb, As, Be, Cd, Cr, Cu, Pb, Mn, Ni, Se, Ag, TL, Zn.
EPA 245.1 Hg.
SM2340B

For a complete listing of analytes and methods, please contact your Alpha Project Manager.

ALPHA

NEW YORK CHAIN OF CUSTODY

Westborough, MA 01581
8 Walkup Dr.
TEL: 508-898-9220
FAX: 508-898-9193

Mansfield, MA 02048
320 Forbes Blvd
TEL: 508-822-9300
FAX: 508-822-3288

Service Centers
Mahwah, NJ 07430: 35 Whitney Rd, Suite 5
Albany, NY 12205: 14 Walker Way
Tonawanda, NY 14150: 275 Cooper Ave, Suite 105

Page 1 of 1

Date Rec'd in Lab: 3/22/18

ALPHA Job #: L1809715

Project Information
Project Name: 1111 Elmwood Ave
Project Location: Buffalo NY
Project #: B0369-018-004-002
(Use Project name as Project #) ☒
Project Manager: Chris Boron
ALPHAQuote #:

Turn-Around Time
Standard ☒ Due Date:
Rush (only if pre approved) ☐ # of Days:

Client Information
Client: Benchmark Eng
Address: 2558 Hamburg Turnpike
Lackawanna NY 14218
Phone: (716) 818-8358
Fax: (716) 856-0583
Email: TBehrendt@Tuckerylla.com

Deliverables
☐ ASP-A ☐ ASP-B
☐ EQuIS (1 File) ☐ EQuIS (4 File)
☐ Other

Regulatory Requirement
☐ NY TOGS ☐ NY Part 375
☐ AWQ Standards ☐ NY CP-51
☐ NY Restricted Use ☐ Other
☐ NY Unrestricted Use
☐ NYC Sewer Discharge

Billing Information
☐ Same as Client Info
PO #

Disposal Site Information
Please identify below location of applicable disposal facilities.
Disposal Facility:
☐ NJ ☐ NY
☐ Other:

These samples have been previously analyzed by Alpha ☐

Other project specific requirements/comments:

~~[illegible]~~ 3 DAY TAT

Please specify Metals or TAL.

ANALYSIS

Sample Filtration
☐ Done
☐ Lab to do
Preservation
☐ Lab to do
(Please Specify below)

ALPHA Lab ID (Lab Use Only)	Sample ID	Collection Date	Collection Time	Sample Matrix	Sampler's Initials	TCLP VOC	TCLP SVOC TCLP METALS	PCB, PH	Pest / Herb	Ignitability / TPH	T.CN, Reactive CN	Reactive Sulfide		Sample Specific Comments	Total Bottles
09715- 01	WC#9	3/21/18	1500	Soil	TAB	X	X	X	X	X	X	X			5
02	WC#10	↓	1515	↓	↓	X	X	X	X	X	X	X			5

Preservative Code:
A = None
B = HCl
C = HNO_3
D = H_2SO_4
E = NaOH
F = MeOH
G = $NaHSO_4$
H = $Na_2S_2O_3$
K/E = Zn Ac/NaOH
O = Other

Container Code
P = Plastic
A = Amber Glass
V = Vial
G = Glass
B = Bacteria Cup
C = Cube
O = Other
E = Encore
D = BOD Bottle

Westboro: Certification No: MA935
Mansfield: Certification No: MA015

Container Type	A							
Preservative	A							

Relinquished By:	Date/Time	Received By:	Date/Time
[signature]	3/21/18 16:05	Audrey Liley AAL	3/21/18 16:05
Audrey Liley AAL	3/21/18 16:05	[signature]	3/22/18 0730

Please print clearly, legibly and completely. Samples can not be logged in and turnaround time clock will not start until any ambiguities are resolved. BY EXECUTING THIS COC, THE CLIENT HAS READ AND AGREES TO BE BOUND BY ALPHA'S TERMS & CONDITIONS. (See reverse side.)

Form No: 01-25 HC (rev. 30-Sept-2013)

ANALYTICAL REPORT

Lab Number:	L1809325
Client:	Benchmark & Turnkey Companies 2558 Hamburg Turnpike Suite 300 Buffalo, NY 14218
ATTN:	Chris Boron
Phone:	(716) 856-0599
Project Name:	1111 ELMWOOD AVE.
Project Number:	B0369-018-001-004-00
Report Date:	03/26/18

The original project report/data package is held by Alpha Analytical. This report/data package is paginated and should be reproduced only in its entirety. Alpha Analytical holds no responsibility for results and/or data that are not consistent with the original.

Certifications & Approvals: MA (M-MA086), NH NELAP (2064), NJ NELAP (MA935), CT (PH-0574), IL (200077), ME (MA00086), MD (348), NY (11148), NC (25700/666), PA (68-03671), RI (LAO00065), TX (T104704476), VT (VT-0935), VA (460195), USDA (Permit #P330-14-00197).

Eight Walkup Drive, Westborough, MA 01581-1019
508-898-9220 (Fax) 508-898-9193 800-624-9220 - www.alphalab.com

Project Name: 1111 ELMWOOD AVE.
Project Number: B0369-018-001-004-00

Lab Number: L1809325
Report Date: 03/26/18

Alpha Sample ID	Client ID	Matrix	Sample Location	Collection Date/Time	Receive Date
L1809325-01	B-1	SOIL	BUFFALO, NY	03/19/18 09:49	03/19/18
L1809325-02	B-2	SOIL	BUFFALO, NY	03/19/18 11:05	03/19/18
L1809325-03	B-3	SOIL	BUFFALO, NY	03/19/18 12:42	03/19/18
L1809325-04	B-4	SOIL	BUFFALO, NY	03/19/18 14:33	03/19/18
L1809325-05	SW-1	SOIL	BUFFALO, NY	03/19/18 09:55	03/19/18
L1809325-06	SW-2	SOIL	BUFFALO, NY	03/19/18 11:00	03/19/18
L1809325-07	SW-3	SOIL	BUFFALO, NY	03/19/18 12:37	03/19/18
L1809325-08	SW-4	SOIL	BUFFALO, NY	03/19/18 13:20	03/19/18

Project Name:	1111 ELMWOOD AVE.	**Lab Number:**	L1809325
Project Number:	B0369-018-001-004-00	**Report Date:**	03/26/18

Case Narrative

The samples were received in accordance with the Chain of Custody and no significant deviations were encountered during the preparation or analysis unless otherwise noted. Sample Receipt, Container Information, and the Chain of Custody are located at the back of the report.

Results contained within this report relate only to the samples submitted under this Alpha Lab Number and meet NELAP requirements for all NELAP accredited parameters unless otherwise noted in the following narrative. The data presented in this report is organized by parameter (i.e. VOC, SVOC, etc.). Sample specific Quality Control data (i.e. Surrogate Spike Recovery) is reported at the end of the target analyte list for each individual sample, followed by the Laboratory Batch Quality Control at the end of each parameter. Tentatively Identified Compounds (TICs), if requested, are reported for compounds identified to be present and are not part of the method/program Target Compound List, even if only a subset of the TCL are being reported. If a sample was re-analyzed or re-extracted due to a required quality control corrective action and if both sets of data are reported, the Laboratory ID of the re-analysis or re-extraction is designated with an "R" or "RE", respectively. When multiple Batch Quality Control elements are reported (e.g. more than one LCS), the associated samples for each element are noted in the grey shaded header line of each data table. Any Laboratory Batch, Sample Specific % recovery or RPD value that is outside the listed Acceptance Criteria is bolded in the report. All specific QC information is also incorporated in the Data Usability format of our Data Merger tool where it can be reviewed along with any associated usability implications. Soil/sediments, solids and tissues are reported on a dry weight basis unless otherwise noted. Definitions of all data qualifiers and acronyms used in this report are provided in the Glossary located at the back of the report.

In reference to questions H (CAM) or 4 (RCP) when "NO" is checked, the performance criteria for CAM and RCP methods allow for some quality control failures to occur and still be within method compliance. In these instances the specific failure is not narrated but noted in the associated QC table. The information is also incorporated in the Data Usability format of our Data Merger tool where it can be reviewed along with any associated usability implications.

Please see the associated ADEx data file for a comparison of laboratory reporting limits that were achieved with the regulatory Numerical Standards requested on the Chain of Custody.

HOLD POLICY
For samples submitted on hold, Alpha's policy is to hold samples (with the exception of Air canisters) free of charge for 21 calendar days from the date the project is completed. After 21 calendar days, we will dispose of all samples submitted including those put on hold unless you have contacted your Client Service Representative and made arrangements for Alpha to continue to hold the samples. Air canisters will be disposed after 3 business days from the date the project is completed.

Please contact Client Services at 800-624-9220 with any questions.

Project Name:	1111 ELMWOOD AVE.	**Lab Number:**	L1809325
Project Number:	B0369-018-001-004-00	**Report Date:**	03/26/18

Case Narrative (continued)

Report Submission

All non-detect (ND) or estimated concentrations (J-qualified) have been quantitated to the limit noted in the MDL column.

Sample Receipt

At the client's request, the analysis of Pesticides was performed on L1809325-04.

Total Metals

L1809325-01 through -08: The sample has elevated detection limits for all elements, with the exception of mercury, due to the dilution required by matrix interferences encountered during analysis.

I, the undersigned, attest under the pains and penalties of perjury that, to the best of my knowledge and belief and based upon my personal inquiry of those responsible for providing the information contained in this analytical report, such information is accurate and complete. This certificate of analysis is not complete unless this page accompanies any and all pages of this report.

Authorized Signature: Amita Naik

Title: Technical Director/Representative Date: 03/26/18

ORGANICS

SEMIVOLATILES

Project Name: 1111 ELMWOOD AVE.
Project Number: B0369-018-001-004-00
Lab Number: L1809325
Report Date: 03/26/18

SAMPLE RESULTS

Lab ID: L1809325-01
Client ID: B-1
Sample Location: BUFFALO, NY

Date Collected: 03/19/18 09:49
Date Received: 03/19/18
Field Prep: Not Specified

Sample Depth:
Matrix: Soil
Analytical Method: 1,8270D
Analytical Date: 03/21/18 16:12
Analyst: EK
Percent Solids: 86%

Extraction Method: EPA 3546
Extraction Date: 03/21/18 02:03

Parameter	Result	Qualifier	Units	RL	MDL	Dilution Factor
Semivolatile Organics by GC/MS - Westborough Lab						
Acenaphthene	ND		ug/kg	150	19.	1
Hexachlorobenzene	ND		ug/kg	110	21.	1
Bis(2-chloroethyl)ether	ND		ug/kg	170	26.	1
2-Chloronaphthalene	ND		ug/kg	190	19.	1
3,3'-Dichlorobenzidine	ND		ug/kg	190	50.	1
2,4-Dinitrotoluene	ND		ug/kg	190	38.	1
2,6-Dinitrotoluene	ND		ug/kg	190	32.	1
Fluoranthene	30	J	ug/kg	110	22.	1
4-Chlorophenyl phenyl ether	ND		ug/kg	190	20.	1
4-Bromophenyl phenyl ether	ND		ug/kg	190	29.	1
Bis(2-chloroisopropyl)ether	ND		ug/kg	220	32.	1
Bis(2-chloroethoxy)methane	ND		ug/kg	200	19.	1
Hexachlorobutadiene	ND		ug/kg	190	28.	1
Hexachlorocyclopentadiene	ND		ug/kg	540	170	1
Hexachloroethane	ND		ug/kg	150	30.	1
Isophorone	ND		ug/kg	170	24.	1
Naphthalene	ND		ug/kg	190	23.	1
Nitrobenzene	ND		ug/kg	170	28.	1
NDPA/DPA	ND		ug/kg	150	21.	1
n-Nitrosodi-n-propylamine	ND		ug/kg	190	29.	1
Bis(2-ethylhexyl)phthalate	ND		ug/kg	190	65.	1
Butyl benzyl phthalate	ND		ug/kg	190	47.	1
Di-n-butylphthalate	ND		ug/kg	190	36.	1
Di-n-octylphthalate	ND		ug/kg	190	64.	1
Diethyl phthalate	ND		ug/kg	190	17.	1
Dimethyl phthalate	ND		ug/kg	190	40.	1
Benzo(a)anthracene	ND		ug/kg	110	21.	1
Benzo(a)pyrene	ND		ug/kg	150	46.	1

Project Name: 1111 ELMWOOD AVE. **Lab Number:** L1809325

Project Number: B0369-018-001-004-00 **Report Date:** 03/26/18

SAMPLE RESULTS

Lab ID: L1809325-01 Date Collected: 03/19/18 09:49

Client ID: B-1 Date Received: 03/19/18

Sample Location: BUFFALO, NY Field Prep: Not Specified

Sample Depth:

Parameter	Result	Qualifier	Units	RL	MDL	Dilution Factor
Semivolatile Organics by GC/MS - Westborough Lab						
Benzo(b)fluoranthene	ND		ug/kg	110	32.	1
Benzo(k)fluoranthene	ND		ug/kg	110	30.	1
Chrysene	ND		ug/kg	110	20.	1
Acenaphthylene	ND		ug/kg	150	29.	1
Anthracene	ND		ug/kg	110	37.	1
Benzo(ghi)perylene	ND		ug/kg	150	22.	1
Fluorene	ND		ug/kg	190	18.	1
Phenanthrene	ND		ug/kg	110	23.	1
Dibenzo(a,h)anthracene	ND		ug/kg	110	22.	1
Indeno(1,2,3-cd)pyrene	ND		ug/kg	150	26.	1
Pyrene	25	J	ug/kg	110	19.	1
Biphenyl	ND		ug/kg	430	44.	1
4-Chloroaniline	ND		ug/kg	190	34.	1
2-Nitroaniline	ND		ug/kg	190	36.	1
3-Nitroaniline	ND		ug/kg	190	35.	1
4-Nitroaniline	ND		ug/kg	190	78.	1
Dibenzofuran	ND		ug/kg	190	18.	1
2-Methylnaphthalene	ND		ug/kg	220	23.	1
1,2,4,5-Tetrachlorobenzene	ND		ug/kg	190	20.	1
Acetophenone	ND		ug/kg	190	23.	1
2,4,6-Trichlorophenol	ND		ug/kg	110	36.	1
p-Chloro-m-cresol	ND		ug/kg	190	28.	1
2-Chlorophenol	ND		ug/kg	190	22.	1
2,4-Dichlorophenol	ND		ug/kg	170	30.	1
2,4-Dimethylphenol	ND		ug/kg	190	62.	1
2-Nitrophenol	ND		ug/kg	410	71.	1
4-Nitrophenol	ND		ug/kg	260	77.	1
2,4-Dinitrophenol	ND		ug/kg	900	88.	1
4,6-Dinitro-o-cresol	ND		ug/kg	490	90.	1
Pentachlorophenol	ND		ug/kg	150	41.	1
Phenol	ND		ug/kg	190	28.	1
2-Methylphenol	ND		ug/kg	190	29.	1
3-Methylphenol/4-Methylphenol	ND		ug/kg	270	29.	1
2,4,5-Trichlorophenol	ND		ug/kg	190	36.	1
Carbazole	ND		ug/kg	190	18.	1
Atrazine	ND		ug/kg	150	66.	1
Benzaldehyde	ND		ug/kg	250	51.	1

Project Name: 1111 ELMWOOD AVE. **Lab Number:** L1809325

Project Number: B0369-018-001-004-00 **Report Date:** 03/26/18

SAMPLE RESULTS

Lab ID: L1809325-01 Date Collected: 03/19/18 09:49

Client ID: B-1 Date Received: 03/19/18

Sample Location: BUFFALO, NY Field Prep: Not Specified

Sample Depth:

Parameter	Result	Qualifier	Units	RL	MDL	Dilution Factor
Semivolatile Organics by GC/MS - Westborough Lab						
Caprolactam	ND		ug/kg	190	57.	1
2,3,4,6-Tetrachlorophenol	ND		ug/kg	190	38.	1

Surrogate	% Recovery	Qualifier	Acceptance Criteria
2-Fluorophenol	73		25-120
Phenol-d6	78		10-120
Nitrobenzene-d5	76		23-120
2-Fluorobiphenyl	85		30-120
2,4,6-Tribromophenol	87		10-136
4-Terphenyl-d14	91		18-120

Project Name: 1111 ELMWOOD AVE.
Project Number: B0369-018-001-004-00
Lab Number: L1809325
Report Date: 03/26/18

SAMPLE RESULTS

Lab ID: L1809325-02
Client ID: B-2
Sample Location: BUFFALO, NY

Date Collected: 03/19/18 11:05
Date Received: 03/19/18
Field Prep: Not Specified

Sample Depth:
Matrix: Soil
Analytical Method: 1,8270D
Analytical Date: 03/21/18 16:37
Analyst: EK
Percent Solids: 84%

Extraction Method: EPA 3546
Extraction Date: 03/21/18 02:03

Parameter	Result	Qualifier	Units	RL	MDL	Dilution Factor
Semivolatile Organics by GC/MS - Westborough Lab						
Acenaphthene	ND		ug/kg	150	20.	1
Hexachlorobenzene	ND		ug/kg	120	21.	1
Bis(2-chloroethyl)ether	ND		ug/kg	170	26.	1
2-Chloronaphthalene	ND		ug/kg	190	19.	1
3,3'-Dichlorobenzidine	ND		ug/kg	190	51.	1
2,4-Dinitrotoluene	ND		ug/kg	190	38.	1
2,6-Dinitrotoluene	ND		ug/kg	190	33.	1
Fluoranthene	ND		ug/kg	120	22.	1
4-Chlorophenyl phenyl ether	ND		ug/kg	190	20.	1
4-Bromophenyl phenyl ether	ND		ug/kg	190	29.	1
Bis(2-chloroisopropyl)ether	ND		ug/kg	230	33.	1
Bis(2-chloroethoxy)methane	ND		ug/kg	210	19.	1
Hexachlorobutadiene	ND		ug/kg	190	28.	1
Hexachlorocyclopentadiene	ND		ug/kg	550	170	1
Hexachloroethane	ND		ug/kg	150	31.	1
Isophorone	ND		ug/kg	170	25.	1
Naphthalene	ND		ug/kg	190	23.	1
Nitrobenzene	ND		ug/kg	170	28.	1
NDPA/DPA	ND		ug/kg	150	22.	1
n-Nitrosodi-n-propylamine	ND		ug/kg	190	30.	1
Bis(2-ethylhexyl)phthalate	ND		ug/kg	190	66.	1
Butyl benzyl phthalate	ND		ug/kg	190	48.	1
Di-n-butylphthalate	ND		ug/kg	190	36.	1
Di-n-octylphthalate	ND		ug/kg	190	65.	1
Diethyl phthalate	ND		ug/kg	190	18.	1
Dimethyl phthalate	ND		ug/kg	190	40.	1
Benzo(a)anthracene	ND		ug/kg	120	22.	1
Benzo(a)pyrene	ND		ug/kg	150	47.	1

Project Name: 1111 ELMWOOD AVE. **Lab Number:** L1809325

Project Number: B0369-018-001-004-00 **Report Date:** 03/26/18

SAMPLE RESULTS

Lab ID: L1809325-02 Date Collected: 03/19/18 11:05

Client ID: B-2 Date Received: 03/19/18

Sample Location: BUFFALO, NY Field Prep: Not Specified

Sample Depth:

Parameter	Result	Qualifier	Units	RL	MDL	Dilution Factor
Semivolatile Organics by GC/MS - Westborough Lab						
Benzo(b)fluoranthene	ND		ug/kg	120	32.	1
Benzo(k)fluoranthene	ND		ug/kg	120	31.	1
Chrysene	ND		ug/kg	120	20.	1
Acenaphthylene	ND		ug/kg	150	30.	1
Anthracene	ND		ug/kg	120	37.	1
Benzo(ghi)perylene	ND		ug/kg	150	22.	1
Fluorene	ND		ug/kg	190	19.	1
Phenanthrene	ND		ug/kg	120	23.	1
Dibenzo(a,h)anthracene	ND		ug/kg	120	22.	1
Indeno(1,2,3-cd)pyrene	ND		ug/kg	150	27.	1
Pyrene	ND		ug/kg	120	19.	1
Biphenyl	ND		ug/kg	440	44.	1
4-Chloroaniline	ND		ug/kg	190	35.	1
2-Nitroaniline	ND		ug/kg	190	37.	1
3-Nitroaniline	ND		ug/kg	190	36.	1
4-Nitroaniline	ND		ug/kg	190	79.	1
Dibenzofuran	ND		ug/kg	190	18.	1
2-Methylnaphthalene	ND		ug/kg	230	23.	1
1,2,4,5-Tetrachlorobenzene	ND		ug/kg	190	20.	1
Acetophenone	ND		ug/kg	190	24.	1
2,4,6-Trichlorophenol	ND		ug/kg	120	36.	1
p-Chloro-m-cresol	ND		ug/kg	190	28.	1
2-Chlorophenol	ND		ug/kg	190	23.	1
2,4-Dichlorophenol	ND		ug/kg	170	31.	1
2,4-Dimethylphenol	ND		ug/kg	190	63.	1
2-Nitrophenol	ND		ug/kg	410	72.	1
4-Nitrophenol	ND		ug/kg	270	78.	1
2,4-Dinitrophenol	ND		ug/kg	920	89.	1
4,6-Dinitro-o-cresol	ND		ug/kg	500	92.	1
Pentachlorophenol	ND		ug/kg	150	42.	1
Phenol	ND		ug/kg	190	29.	1
2-Methylphenol	ND		ug/kg	190	30.	1
3-Methylphenol/4-Methylphenol	ND		ug/kg	280	30.	1
2,4,5-Trichlorophenol	ND		ug/kg	190	37.	1
Carbazole	ND		ug/kg	190	19.	1
Atrazine	ND		ug/kg	150	67.	1
Benzaldehyde	ND		ug/kg	250	52.	1

Project Name: 1111 ELMWOOD AVE. **Lab Number:** L1809325

Project Number: B0369-018-001-004-00 **Report Date:** 03/26/18

SAMPLE RESULTS

Lab ID: L1809325-02 Date Collected: 03/19/18 11:05

Client ID: B-2 Date Received: 03/19/18

Sample Location: BUFFALO, NY Field Prep: Not Specified

Sample Depth:

Parameter	Result	Qualifier	Units	RL	MDL	Dilution Factor
Semivolatile Organics by GC/MS - Westborough Lab						
Caprolactam	ND		ug/kg	190	58.	1
2,3,4,6-Tetrachlorophenol	ND		ug/kg	190	39.	1

Surrogate	% Recovery	Qualifier	Acceptance Criteria
2-Fluorophenol	65		25-120
Phenol-d6	72		10-120
Nitrobenzene-d5	68		23-120
2-Fluorobiphenyl	79		30-120
2,4,6-Tribromophenol	84		10-136
4-Terphenyl-d14	98		18-120

Project Name: 1111 ELMWOOD AVE.
Project Number: B0369-018-001-004-00
Lab Number: L1809325
Report Date: 03/26/18

SAMPLE RESULTS

Lab ID: L1809325-03
Client ID: B-3
Sample Location: BUFFALO, NY

Date Collected: 03/19/18 12:42
Date Received: 03/19/18
Field Prep: Not Specified

Sample Depth:
Matrix: Soil
Analytical Method: 1,8270D
Analytical Date: 03/21/18 17:02
Analyst: EK
Percent Solids: 84%

Extraction Method: EPA 3546
Extraction Date: 03/21/18 02:03

Parameter	Result	Qualifier	Units	RL	MDL	Dilution Factor
Semivolatile Organics by GC/MS - Westborough Lab						
Acenaphthene	ND		ug/kg	160	20.	1
Hexachlorobenzene	ND		ug/kg	120	22.	1
Bis(2-chloroethyl)ether	ND		ug/kg	180	27.	1
2-Chloronaphthalene	ND		ug/kg	200	20.	1
3,3'-Dichlorobenzidine	ND		ug/kg	200	52.	1
2,4-Dinitrotoluene	ND		ug/kg	200	39.	1
2,6-Dinitrotoluene	ND		ug/kg	200	34.	1
Fluoranthene	ND		ug/kg	120	23.	1
4-Chlorophenyl phenyl ether	ND		ug/kg	200	21.	1
4-Bromophenyl phenyl ether	ND		ug/kg	200	30.	1
Bis(2-chloroisopropyl)ether	ND		ug/kg	240	34.	1
Bis(2-chloroethoxy)methane	ND		ug/kg	210	20.	1
Hexachlorobutadiene	ND		ug/kg	200	29.	1
Hexachlorocyclopentadiene	ND		ug/kg	560	180	1
Hexachloroethane	ND		ug/kg	160	32.	1
Isophorone	ND		ug/kg	180	26.	1
Naphthalene	ND		ug/kg	200	24.	1
Nitrobenzene	ND		ug/kg	180	29.	1
NDPA/DPA	ND		ug/kg	160	22.	1
n-Nitrosodi-n-propylamine	ND		ug/kg	200	30.	1
Bis(2-ethylhexyl)phthalate	ND		ug/kg	200	68.	1
Butyl benzyl phthalate	ND		ug/kg	200	50.	1
Di-n-butylphthalate	ND		ug/kg	200	37.	1
Di-n-octylphthalate	ND		ug/kg	200	67.	1
Diethyl phthalate	ND		ug/kg	200	18.	1
Dimethyl phthalate	ND		ug/kg	200	41.	1
Benzo(a)anthracene	ND		ug/kg	120	22.	1
Benzo(a)pyrene	ND		ug/kg	160	48.	1

Project Name: 1111 ELMWOOD AVE. **Lab Number:** L1809325

Project Number: B0369-018-001-004-00 **Report Date:** 03/26/18

SAMPLE RESULTS

Lab ID: L1809325-03 Date Collected: 03/19/18 12:42

Client ID: B-3 Date Received: 03/19/18

Sample Location: BUFFALO, NY Field Prep: Not Specified

Sample Depth:

Parameter	Result	Qualifier	Units	RL	MDL	Dilution Factor
Semivolatile Organics by GC/MS - Westborough Lab						
Benzo(b)fluoranthene	ND		ug/kg	120	33.	1
Benzo(k)fluoranthene	ND		ug/kg	120	32.	1
Chrysene	ND		ug/kg	120	20.	1
Acenaphthylene	ND		ug/kg	160	30.	1
Anthracene	ND		ug/kg	120	38.	1
Benzo(ghi)perylene	ND		ug/kg	160	23.	1
Fluorene	ND		ug/kg	200	19.	1
Phenanthrene	ND		ug/kg	120	24.	1
Dibenzo(a,h)anthracene	ND		ug/kg	120	23.	1
Indeno(1,2,3-cd)pyrene	ND		ug/kg	160	28.	1
Pyrene	ND		ug/kg	120	20.	1
Biphenyl	ND		ug/kg	450	46.	1
4-Chloroaniline	ND		ug/kg	200	36.	1
2-Nitroaniline	ND		ug/kg	200	38.	1
3-Nitroaniline	ND		ug/kg	200	37.	1
4-Nitroaniline	ND		ug/kg	200	82.	1
Dibenzofuran	ND		ug/kg	200	19.	1
2-Methylnaphthalene	ND		ug/kg	240	24.	1
1,2,4,5-Tetrachlorobenzene	ND		ug/kg	200	21.	1
Acetophenone	ND		ug/kg	200	24.	1
2,4,6-Trichlorophenol	ND		ug/kg	120	37.	1
p-Chloro-m-cresol	ND		ug/kg	200	29.	1
2-Chlorophenol	ND		ug/kg	200	23.	1
2,4-Dichlorophenol	ND		ug/kg	180	32.	1
2,4-Dimethylphenol	ND		ug/kg	200	65.	1
2-Nitrophenol	ND		ug/kg	430	74.	1
4-Nitrophenol	ND		ug/kg	280	80.	1
2,4-Dinitrophenol	ND		ug/kg	950	92.	1
4,6-Dinitro-o-cresol	ND		ug/kg	510	95.	1
Pentachlorophenol	ND		ug/kg	160	43.	1
Phenol	ND		ug/kg	200	30.	1
2-Methylphenol	ND		ug/kg	200	31.	1
3-Methylphenol/4-Methylphenol	ND		ug/kg	280	31.	1
2,4,5-Trichlorophenol	ND		ug/kg	200	38.	1
Carbazole	ND		ug/kg	200	19.	1
Atrazine	ND		ug/kg	160	69.	1
Benzaldehyde	ND		ug/kg	260	53.	1

Project Name: 1111 ELMWOOD AVE. **Lab Number:** L1809325

Project Number: B0369-018-001-004-00 **Report Date:** 03/26/18

SAMPLE RESULTS

Lab ID: L1809325-03 Date Collected: 03/19/18 12:42

Client ID: B-3 Date Received: 03/19/18

Sample Location: BUFFALO, NY Field Prep: Not Specified

Sample Depth:

Parameter	Result	Qualifier	Units	RL	MDL	Dilution Factor
Semivolatile Organics by GC/MS - Westborough Lab						
Caprolactam	ND		ug/kg	200	60.	1
2,3,4,6-Tetrachlorophenol	ND		ug/kg	200	40.	1

Surrogate	% Recovery	Qualifier	Acceptance Criteria
2-Fluorophenol	73		25-120
Phenol-d6	81		10-120
Nitrobenzene-d5	78		23-120
2-Fluorobiphenyl	91		30-120
2,4,6-Tribromophenol	93		10-136
4-Terphenyl-d14	101		18-120

Project Name: 1111 ELMWOOD AVE.
Project Number: B0369-018-001-004-00
Lab Number: L1809325
Report Date: 03/26/18

SAMPLE RESULTS

Lab ID: L1809325-04
Client ID: B-4
Sample Location: BUFFALO, NY

Date Collected: 03/19/18 14:33
Date Received: 03/19/18
Field Prep: Not Specified

Sample Depth:
Matrix: Soil
Analytical Method: 1,8270D
Analytical Date: 03/21/18 17:28
Analyst: EK
Percent Solids: 85%

Extraction Method: EPA 3546
Extraction Date: 03/21/18 02:03

Parameter	Result	Qualifier	Units	RL	MDL	Dilution Factor
Semivolatile Organics by GC/MS - Westborough Lab						
Acenaphthene	ND		ug/kg	160	20.	1
Hexachlorobenzene	ND		ug/kg	120	22.	1
Bis(2-chloroethyl)ether	ND		ug/kg	180	26.	1
2-Chloronaphthalene	ND		ug/kg	190	19.	1
3,3'-Dichlorobenzidine	ND		ug/kg	190	52.	1
2,4-Dinitrotoluene	ND		ug/kg	190	39.	1
2,6-Dinitrotoluene	ND		ug/kg	190	33.	1
Fluoranthene	ND		ug/kg	120	22.	1
4-Chlorophenyl phenyl ether	ND		ug/kg	190	21.	1
4-Bromophenyl phenyl ether	ND		ug/kg	190	30.	1
Bis(2-chloroisopropyl)ether	ND		ug/kg	230	33.	1
Bis(2-chloroethoxy)methane	ND		ug/kg	210	19.	1
Hexachlorobutadiene	ND		ug/kg	190	28.	1
Hexachlorocyclopentadiene	ND		ug/kg	560	180	1
Hexachloroethane	ND		ug/kg	160	31.	1
Isophorone	ND		ug/kg	180	25.	1
Naphthalene	ND		ug/kg	190	24.	1
Nitrobenzene	ND		ug/kg	180	29.	1
NDPA/DPA	ND		ug/kg	160	22.	1
n-Nitrosodi-n-propylamine	ND		ug/kg	190	30.	1
Bis(2-ethylhexyl)phthalate	ND		ug/kg	190	67.	1
Butyl benzyl phthalate	ND		ug/kg	190	49.	1
Di-n-butylphthalate	ND		ug/kg	190	37.	1
Di-n-octylphthalate	ND		ug/kg	190	66.	1
Diethyl phthalate	ND		ug/kg	190	18.	1
Dimethyl phthalate	ND		ug/kg	190	41.	1
Benzo(a)anthracene	ND		ug/kg	120	22.	1
Benzo(a)pyrene	ND		ug/kg	160	47.	1

Project Name: 1111 ELMWOOD AVE. **Lab Number:** L1809325

Project Number: B0369-018-001-004-00 **Report Date:** 03/26/18

SAMPLE RESULTS

Lab ID: L1809325-04 Date Collected: 03/19/18 14:33

Client ID: B-4 Date Received: 03/19/18

Sample Location: BUFFALO, NY Field Prep: Not Specified

Sample Depth:

Parameter	Result	Qualifier	Units	RL	MDL	Dilution Factor
Semivolatile Organics by GC/MS - Westborough Lab						
Benzo(b)fluoranthene	ND		ug/kg	120	33.	1
Benzo(k)fluoranthene	ND		ug/kg	120	31.	1
Chrysene	ND		ug/kg	120	20.	1
Acenaphthylene	ND		ug/kg	160	30.	1
Anthracene	ND		ug/kg	120	38.	1
Benzo(ghi)perylene	ND		ug/kg	160	23.	1
Fluorene	ND		ug/kg	190	19.	1
Phenanthrene	ND		ug/kg	120	24.	1
Dibenzo(a,h)anthracene	ND		ug/kg	120	22.	1
Indeno(1,2,3-cd)pyrene	ND		ug/kg	160	27.	1
Pyrene	ND		ug/kg	120	19.	1
Biphenyl	ND		ug/kg	440	45.	1
4-Chloroaniline	ND		ug/kg	190	35.	1
2-Nitroaniline	ND		ug/kg	190	38.	1
3-Nitroaniline	ND		ug/kg	190	37.	1
4-Nitroaniline	ND		ug/kg	190	80.	1
Dibenzofuran	ND		ug/kg	190	18.	1
2-Methylnaphthalene	ND		ug/kg	230	24.	1
1,2,4,5-Tetrachlorobenzene	ND		ug/kg	190	20.	1
Acetophenone	ND		ug/kg	190	24.	1
2,4,6-Trichlorophenol	ND		ug/kg	120	37.	1
p-Chloro-m-cresol	ND		ug/kg	190	29.	1
2-Chlorophenol	ND		ug/kg	190	23.	1
2,4-Dichlorophenol	ND		ug/kg	180	31.	1
2,4-Dimethylphenol	ND		ug/kg	190	64.	1
2-Nitrophenol	ND		ug/kg	420	73.	1
4-Nitrophenol	ND		ug/kg	270	79.	1
2,4-Dinitrophenol	ND		ug/kg	930	91.	1
4,6-Dinitro-o-cresol	ND		ug/kg	500	93.	1
Pentachlorophenol	ND		ug/kg	160	43.	1
Phenol	ND		ug/kg	190	29.	1
2-Methylphenol	ND		ug/kg	190	30.	1
3-Methylphenol/4-Methylphenol	ND		ug/kg	280	30.	1
2,4,5-Trichlorophenol	ND		ug/kg	190	37.	1
Carbazole	ND		ug/kg	190	19.	1
Atrazine	ND		ug/kg	160	68.	1
Benzaldehyde	ND		ug/kg	260	52.	1

Project Name: 1111 ELMWOOD AVE. **Lab Number:** L1809325

Project Number: B0369-018-001-004-00 **Report Date:** 03/26/18

SAMPLE RESULTS

Lab ID: L1809325-04 Date Collected: 03/19/18 14:33

Client ID: B-4 Date Received: 03/19/18

Sample Location: BUFFALO, NY Field Prep: Not Specified

Sample Depth:

Parameter	Result	Qualifier	Units	RL	MDL	Dilution Factor
Semivolatile Organics by GC/MS - Westborough Lab						
Caprolactam	ND		ug/kg	190	59.	1
2,3,4,6-Tetrachlorophenol	ND		ug/kg	190	39.	1

Surrogate	% Recovery	Qualifier	Acceptance Criteria
2-Fluorophenol	67		25-120
Phenol-d6	74		10-120
Nitrobenzene-d5	71		23-120
2-Fluorobiphenyl	82		30-120
2,4,6-Tribromophenol	90		10-136
4-Terphenyl-d14	102		18-120

Project Name: 1111 ELMWOOD AVE.
Project Number: B0369-018-001-004-00
Lab Number: L1809325
Report Date: 03/26/18

SAMPLE RESULTS

Lab ID: L1809325-05
Client ID: SW-1
Sample Location: BUFFALO, NY

Date Collected: 03/19/18 09:55
Date Received: 03/19/18
Field Prep: Not Specified

Sample Depth:
Matrix: Soil
Analytical Method: 1,8270D
Analytical Date: 03/21/18 17:53
Analyst: EK
Percent Solids: 82%

Extraction Method: EPA 3546
Extraction Date: 03/21/18 02:03

Parameter	Result	Qualifier	Units	RL	MDL	Dilution Factor
Semivolatile Organics by GC/MS - Westborough Lab						
Acenaphthene	ND		ug/kg	160	21.	1
Hexachlorobenzene	ND		ug/kg	120	22.	1
Bis(2-chloroethyl)ether	ND		ug/kg	180	27.	1
2-Chloronaphthalene	ND		ug/kg	200	20.	1
3,3'-Dichlorobenzidine	ND		ug/kg	200	53.	1
2,4-Dinitrotoluene	ND		ug/kg	200	40.	1
2,6-Dinitrotoluene	ND		ug/kg	200	34.	1
Fluoranthene	170		ug/kg	120	23.	1
4-Chlorophenyl phenyl ether	ND		ug/kg	200	21.	1
4-Bromophenyl phenyl ether	ND		ug/kg	200	30.	1
Bis(2-chloroisopropyl)ether	ND		ug/kg	240	34.	1
Bis(2-chloroethoxy)methane	ND		ug/kg	220	20.	1
Hexachlorobutadiene	ND		ug/kg	200	29.	1
Hexachlorocyclopentadiene	ND		ug/kg	570	180	1
Hexachloroethane	ND		ug/kg	160	32.	1
Isophorone	ND		ug/kg	180	26.	1
Naphthalene	ND		ug/kg	200	24.	1
Nitrobenzene	ND		ug/kg	180	30.	1
NDPA/DPA	ND		ug/kg	160	23.	1
n-Nitrosodi-n-propylamine	ND		ug/kg	200	31.	1
Bis(2-ethylhexyl)phthalate	280		ug/kg	200	69.	1
Butyl benzyl phthalate	ND		ug/kg	200	50.	1
Di-n-butylphthalate	ND		ug/kg	200	38.	1
Di-n-octylphthalate	ND		ug/kg	200	68.	1
Diethyl phthalate	ND		ug/kg	200	18.	1
Dimethyl phthalate	ND		ug/kg	200	42.	1
Benzo(a)anthracene	77	J	ug/kg	120	22.	1
Benzo(a)pyrene	68	J	ug/kg	160	49.	1

Project Name: 1111 ELMWOOD AVE. **Lab Number:** L1809325

Project Number: B0369-018-001-004-00 **Report Date:** 03/26/18

SAMPLE RESULTS

Lab ID: L1809325-05 Date Collected: 03/19/18 09:55

Client ID: SW-1 Date Received: 03/19/18

Sample Location: BUFFALO, NY Field Prep: Not Specified

Sample Depth:

Parameter	Result	Qualifier	Units	RL	MDL	Dilution Factor
Semivolatile Organics by GC/MS - Westborough Lab						
Benzo(b)fluoranthene	94	J	ug/kg	120	34.	1
Benzo(k)fluoranthene	38	J	ug/kg	120	32.	1
Chrysene	78	J	ug/kg	120	21.	1
Acenaphthylene	ND		ug/kg	160	31.	1
Anthracene	ND		ug/kg	120	39.	1
Benzo(ghi)perylene	56	J	ug/kg	160	23.	1
Fluorene	ND		ug/kg	200	19.	1
Phenanthrene	65	J	ug/kg	120	24.	1
Dibenzo(a,h)anthracene	ND		ug/kg	120	23.	1
Indeno(1,2,3-cd)pyrene	55	J	ug/kg	160	28.	1
Pyrene	140		ug/kg	120	20.	1
Biphenyl	ND		ug/kg	450	46.	1
4-Chloroaniline	ND		ug/kg	200	36.	1
2-Nitroaniline	ND		ug/kg	200	38.	1
3-Nitroaniline	ND		ug/kg	200	38.	1
4-Nitroaniline	ND		ug/kg	200	82.	1
Dibenzofuran	ND		ug/kg	200	19.	1
2-Methylnaphthalene	ND		ug/kg	240	24.	1
1,2,4,5-Tetrachlorobenzene	ND		ug/kg	200	21.	1
Acetophenone	ND		ug/kg	200	25.	1
2,4,6-Trichlorophenol	ND		ug/kg	120	38.	1
p-Chloro-m-cresol	ND		ug/kg	200	30.	1
2-Chlorophenol	ND		ug/kg	200	24.	1
2,4-Dichlorophenol	ND		ug/kg	180	32.	1
2,4-Dimethylphenol	ND		ug/kg	200	66.	1
2-Nitrophenol	ND		ug/kg	430	75.	1
4-Nitrophenol	ND		ug/kg	280	81.	1
2,4-Dinitrophenol	ND		ug/kg	960	93.	1
4,6-Dinitro-o-cresol	ND		ug/kg	520	96.	1
Pentachlorophenol	ND		ug/kg	160	44.	1
Phenol	ND		ug/kg	200	30.	1
2-Methylphenol	ND		ug/kg	200	31.	1
3-Methylphenol/4-Methylphenol	ND		ug/kg	290	31.	1
2,4,5-Trichlorophenol	ND		ug/kg	200	38.	1
Carbazole	ND		ug/kg	200	19.	1
Atrazine	ND		ug/kg	160	70.	1
Benzaldehyde	ND		ug/kg	260	54.	1

Project Name: 1111 ELMWOOD AVE. **Lab Number:** L1809325

Project Number: B0369-018-001-004-00 **Report Date:** 03/26/18

SAMPLE RESULTS

Lab ID: L1809325-05 Date Collected: 03/19/18 09:55

Client ID: SW-1 Date Received: 03/19/18

Sample Location: BUFFALO, NY Field Prep: Not Specified

Sample Depth:

Parameter	Result	Qualifier	Units	RL	MDL	Dilution Factor
Semivolatile Organics by GC/MS - Westborough Lab						
Caprolactam	ND		ug/kg	200	61.	1
2,3,4,6-Tetrachlorophenol	ND		ug/kg	200	40.	1

Surrogate	% Recovery	Qualifier	Acceptance Criteria
2-Fluorophenol	77		25-120
Phenol-d6	84		10-120
Nitrobenzene-d5	85		23-120
2-Fluorobiphenyl	94		30-120
2,4,6-Tribromophenol	93		10-136
4-Terphenyl-d14	96		18-120

Project Name: 1111 ELMWOOD AVE.
Project Number: B0369-018-001-004-00
Lab Number: L1809325
Report Date: 03/26/18

SAMPLE RESULTS

Lab ID: L1809325-06
Client ID: SW-2
Sample Location: BUFFALO, NY

Date Collected: 03/19/18 11:00
Date Received: 03/19/18
Field Prep: Not Specified

Sample Depth:
Matrix: Soil
Analytical Method: 1,8270D
Analytical Date: 03/21/18 18:18
Analyst: EK
Percent Solids: 83%

Extraction Method: EPA 3546
Extraction Date: 03/21/18 02:03

Parameter	Result	Qualifier	Units	RL	MDL	Dilution Factor
Semivolatile Organics by GC/MS - Westborough Lab						
Acenaphthene	ND		ug/kg	160	20.	1
Hexachlorobenzene	ND		ug/kg	120	22.	1
Bis(2-chloroethyl)ether	ND		ug/kg	180	27.	1
2-Chloronaphthalene	ND		ug/kg	200	20.	1
3,3'-Dichlorobenzidine	ND		ug/kg	200	53.	1
2,4-Dinitrotoluene	ND		ug/kg	200	40.	1
2,6-Dinitrotoluene	ND		ug/kg	200	34.	1
Fluoranthene	ND		ug/kg	120	23.	1
4-Chlorophenyl phenyl ether	ND		ug/kg	200	21.	1
4-Bromophenyl phenyl ether	ND		ug/kg	200	30.	1
Bis(2-chloroisopropyl)ether	ND		ug/kg	240	34.	1
Bis(2-chloroethoxy)methane	ND		ug/kg	210	20.	1
Hexachlorobutadiene	ND		ug/kg	200	29.	1
Hexachlorocyclopentadiene	ND		ug/kg	560	180	1
Hexachloroethane	ND		ug/kg	160	32.	1
Isophorone	ND		ug/kg	180	26.	1
Naphthalene	ND		ug/kg	200	24.	1
Nitrobenzene	ND		ug/kg	180	29.	1
NDPA/DPA	ND		ug/kg	160	22.	1
n-Nitrosodi-n-propylamine	ND		ug/kg	200	30.	1
Bis(2-ethylhexyl)phthalate	ND		ug/kg	200	68.	1
Butyl benzyl phthalate	ND		ug/kg	200	50.	1
Di-n-butylphthalate	ND		ug/kg	200	38.	1
Di-n-octylphthalate	ND		ug/kg	200	67.	1
Diethyl phthalate	ND		ug/kg	200	18.	1
Dimethyl phthalate	ND		ug/kg	200	42.	1
Benzo(a)anthracene	ND		ug/kg	120	22.	1
Benzo(a)pyrene	ND		ug/kg	160	48.	1

Project Name: 1111 ELMWOOD AVE. **Lab Number:** L1809325

Project Number: B0369-018-001-004-00 **Report Date:** 03/26/18

SAMPLE RESULTS

Lab ID: L1809325-06 Date Collected: 03/19/18 11:00

Client ID: SW-2 Date Received: 03/19/18

Sample Location: BUFFALO, NY Field Prep: Not Specified

Sample Depth:

Parameter	Result	Qualifier	Units	RL	MDL	Dilution Factor
Semivolatile Organics by GC/MS - Westborough Lab						
Benzo(b)fluoranthene	ND		ug/kg	120	33.	1
Benzo(k)fluoranthene	ND		ug/kg	120	32.	1
Chrysene	ND		ug/kg	120	20.	1
Acenaphthylene	ND		ug/kg	160	30.	1
Anthracene	ND		ug/kg	120	38.	1
Benzo(ghi)perylene	ND		ug/kg	160	23.	1
Fluorene	ND		ug/kg	200	19.	1
Phenanthrene	ND		ug/kg	120	24.	1
Dibenzo(a,h)anthracene	ND		ug/kg	120	23.	1
Indeno(1,2,3-cd)pyrene	ND		ug/kg	160	28.	1
Pyrene	ND		ug/kg	120	20.	1
Biphenyl	ND		ug/kg	450	46.	1
4-Chloroaniline	ND		ug/kg	200	36.	1
2-Nitroaniline	ND		ug/kg	200	38.	1
3-Nitroaniline	ND		ug/kg	200	37.	1
4-Nitroaniline	ND		ug/kg	200	82.	1
Dibenzofuran	ND		ug/kg	200	19.	1
2-Methylnaphthalene	ND		ug/kg	240	24.	1
1,2,4,5-Tetrachlorobenzene	ND		ug/kg	200	21.	1
Acetophenone	ND		ug/kg	200	24.	1
2,4,6-Trichlorophenol	ND		ug/kg	120	38.	1
p-Chloro-m-cresol	ND		ug/kg	200	29.	1
2-Chlorophenol	ND		ug/kg	200	23.	1
2,4-Dichlorophenol	ND		ug/kg	180	32.	1
2,4-Dimethylphenol	ND		ug/kg	200	65.	1
2-Nitrophenol	ND		ug/kg	430	74.	1
4-Nitrophenol	ND		ug/kg	280	81.	1
2,4-Dinitrophenol	ND		ug/kg	950	92.	1
4,6-Dinitro-o-cresol	ND		ug/kg	510	95.	1
Pentachlorophenol	ND		ug/kg	160	44.	1
Phenol	ND		ug/kg	200	30.	1
2-Methylphenol	ND		ug/kg	200	31.	1
3-Methylphenol/4-Methylphenol	ND		ug/kg	280	31.	1
2,4,5-Trichlorophenol	ND		ug/kg	200	38.	1
Carbazole	ND		ug/kg	200	19.	1
Atrazine	ND		ug/kg	160	69.	1
Benzaldehyde	ND		ug/kg	260	53.	1

Project Name: 1111 ELMWOOD AVE. **Lab Number:** L1809325

Project Number: B0369-018-001-004-00 **Report Date:** 03/26/18

SAMPLE RESULTS

Lab ID: L1809325-06 Date Collected: 03/19/18 11:00

Client ID: SW-2 Date Received: 03/19/18

Sample Location: BUFFALO, NY Field Prep: Not Specified

Sample Depth:

Parameter	Result	Qualifier	Units	RL	MDL	Dilution Factor
Semivolatile Organics by GC/MS - Westborough Lab						
Caprolactam	ND		ug/kg	200	60.	1
2,3,4,6-Tetrachlorophenol	ND		ug/kg	200	40.	1

Surrogate	% Recovery	Qualifier	Acceptance Criteria
2-Fluorophenol	78		25-120
Phenol-d6	84		10-120
Nitrobenzene-d5	83		23-120
2-Fluorobiphenyl	91		30-120
2,4,6-Tribromophenol	98		10-136
4-Terphenyl-d14	105		18-120

Project Name: 1111 ELMWOOD AVE.
Project Number: B0369-018-001-004-00
Lab Number: L1809325
Report Date: 03/26/18

SAMPLE RESULTS

Lab ID: L1809325-07
Client ID: SW-3
Sample Location: BUFFALO, NY

Date Collected: 03/19/18 12:37
Date Received: 03/19/18
Field Prep: Not Specified

Sample Depth:
Matrix: Soil
Analytical Method: 1,8270D
Analytical Date: 03/21/18 18:44
Analyst: EK
Percent Solids: 82%

Extraction Method: EPA 3546
Extraction Date: 03/21/18 02:03

Parameter	Result	Qualifier	Units	RL	MDL	Dilution Factor
Semivolatile Organics by GC/MS - Westborough Lab						
Acenaphthene	ND		ug/kg	160	20.	1
Hexachlorobenzene	ND		ug/kg	120	22.	1
Bis(2-chloroethyl)ether	ND		ug/kg	180	27.	1
2-Chloronaphthalene	ND		ug/kg	200	20.	1
3,3'-Dichlorobenzidine	ND		ug/kg	200	53.	1
2,4-Dinitrotoluene	ND		ug/kg	200	40.	1
2,6-Dinitrotoluene	ND		ug/kg	200	34.	1
Fluoranthene	91	J	ug/kg	120	23.	1
4-Chlorophenyl phenyl ether	ND		ug/kg	200	21.	1
4-Bromophenyl phenyl ether	ND		ug/kg	200	30.	1
Bis(2-chloroisopropyl)ether	ND		ug/kg	240	34.	1
Bis(2-chloroethoxy)methane	ND		ug/kg	210	20.	1
Hexachlorobutadiene	ND		ug/kg	200	29.	1
Hexachlorocyclopentadiene	ND		ug/kg	570	180	1
Hexachloroethane	ND		ug/kg	160	32.	1
Isophorone	ND		ug/kg	180	26.	1
Naphthalene	ND		ug/kg	200	24.	1
Nitrobenzene	ND		ug/kg	180	29.	1
NDPA/DPA	ND		ug/kg	160	22.	1
n-Nitrosodi-n-propylamine	ND		ug/kg	200	30.	1
Bis(2-ethylhexyl)phthalate	ND		ug/kg	200	68.	1
Butyl benzyl phthalate	ND		ug/kg	200	50.	1
Di-n-butylphthalate	ND		ug/kg	200	38.	1
Di-n-octylphthalate	ND		ug/kg	200	67.	1
Diethyl phthalate	ND		ug/kg	200	18.	1
Dimethyl phthalate	ND		ug/kg	200	42.	1
Benzo(a)anthracene	41	J	ug/kg	120	22.	1
Benzo(a)pyrene	ND		ug/kg	160	48.	1

Project Name: 1111 ELMWOOD AVE. **Lab Number:** L1809325

Project Number: B0369-018-001-004-00 **Report Date:** 03/26/18

SAMPLE RESULTS

Lab ID: L1809325-07 Date Collected: 03/19/18 12:37

Client ID: SW-3 Date Received: 03/19/18

Sample Location: BUFFALO, NY Field Prep: Not Specified

Sample Depth:

Parameter	Result	Qualifier	Units	RL	MDL	Dilution Factor
Semivolatile Organics by GC/MS - Westborough Lab						
Benzo(b)fluoranthene	47	J	ug/kg	120	33.	1
Benzo(k)fluoranthene	ND		ug/kg	120	32.	1
Chrysene	40	J	ug/kg	120	21.	1
Acenaphthylene	ND		ug/kg	160	30.	1
Anthracene	ND		ug/kg	120	39.	1
Benzo(ghi)perylene	27	J	ug/kg	160	23.	1
Fluorene	ND		ug/kg	200	19.	1
Phenanthrene	51	J	ug/kg	120	24.	1
Dibenzo(a,h)anthracene	ND		ug/kg	120	23.	1
Indeno(1,2,3-cd)pyrene	ND		ug/kg	160	28.	1
Pyrene	78	J	ug/kg	120	20.	1
Biphenyl	ND		ug/kg	450	46.	1
4-Chloroaniline	ND		ug/kg	200	36.	1
2-Nitroaniline	ND		ug/kg	200	38.	1
3-Nitroaniline	ND		ug/kg	200	37.	1
4-Nitroaniline	ND		ug/kg	200	82.	1
Dibenzofuran	ND		ug/kg	200	19.	1
2-Methylnaphthalene	ND		ug/kg	240	24.	1
1,2,4,5-Tetrachlorobenzene	ND		ug/kg	200	21.	1
Acetophenone	ND		ug/kg	200	24.	1
2,4,6-Trichlorophenol	ND		ug/kg	120	38.	1
p-Chloro-m-cresol	ND		ug/kg	200	30.	1
2-Chlorophenol	ND		ug/kg	200	23.	1
2,4-Dichlorophenol	ND		ug/kg	180	32.	1
2,4-Dimethylphenol	ND		ug/kg	200	65.	1
2-Nitrophenol	ND		ug/kg	430	74.	1
4-Nitrophenol	ND		ug/kg	280	81.	1
2,4-Dinitrophenol	ND		ug/kg	950	92.	1
4,6-Dinitro-o-cresol	ND		ug/kg	520	95.	1
Pentachlorophenol	ND		ug/kg	160	44.	1
Phenol	ND		ug/kg	200	30.	1
2-Methylphenol	ND		ug/kg	200	31.	1
3-Methylphenol/4-Methylphenol	ND		ug/kg	280	31.	1
2,4,5-Trichlorophenol	ND		ug/kg	200	38.	1
Carbazole	ND		ug/kg	200	19.	1
Atrazine	ND		ug/kg	160	69.	1
Benzaldehyde	ND		ug/kg	260	54.	1

Project Name: 1111 ELMWOOD AVE. **Lab Number:** L1809325

Project Number: B0369-018-001-004-00 **Report Date:** 03/26/18

SAMPLE RESULTS

Lab ID: L1809325-07 Date Collected: 03/19/18 12:37

Client ID: SW-3 Date Received: 03/19/18

Sample Location: BUFFALO, NY Field Prep: Not Specified

Sample Depth:

Parameter	Result	Qualifier	Units	RL	MDL	Dilution Factor
Semivolatile Organics by GC/MS - Westborough Lab						
Caprolactam	ND		ug/kg	200	60.	1
2,3,4,6-Tetrachlorophenol	ND		ug/kg	200	40.	1

Surrogate	% Recovery	Qualifier	Acceptance Criteria
2-Fluorophenol	84		25-120
Phenol-d6	89		10-120
Nitrobenzene-d5	91		23-120
2-Fluorobiphenyl	99		30-120
2,4,6-Tribromophenol	94		10-136
4-Terphenyl-d14	102		18-120

Project Name: 1111 ELMWOOD AVE.
Project Number: B0369-018-001-004-00
Lab Number: L1809325
Report Date: 03/26/18

SAMPLE RESULTS

Lab ID: L1809325-08
Client ID: SW-4
Sample Location: BUFFALO, NY

Date Collected: 03/19/18 13:20
Date Received: 03/19/18
Field Prep: Not Specified

Sample Depth:
Matrix: Soil
Analytical Method: 1,8270D
Analytical Date: 03/21/18 19:09
Analyst: EK
Percent Solids: 85%

Extraction Method: EPA 3546
Extraction Date: 03/21/18 02:27

Parameter	Result	Qualifier	Units	RL	MDL	Dilution Factor
Semivolatile Organics by GC/MS - Westborough Lab						
Acenaphthene	ND		ug/kg	160	20.	1
Hexachlorobenzene	ND		ug/kg	120	22.	1
Bis(2-chloroethyl)ether	ND		ug/kg	180	26.	1
2-Chloronaphthalene	ND		ug/kg	200	19.	1
3,3'-Dichlorobenzidine	ND		ug/kg	200	52.	1
2,4-Dinitrotoluene	ND		ug/kg	200	39.	1
2,6-Dinitrotoluene	ND		ug/kg	200	34.	1
Fluoranthene	ND		ug/kg	120	22.	1
4-Chlorophenyl phenyl ether	ND		ug/kg	200	21.	1
4-Bromophenyl phenyl ether	ND		ug/kg	200	30.	1
Bis(2-chloroisopropyl)ether	ND		ug/kg	230	33.	1
Bis(2-chloroethoxy)methane	ND		ug/kg	210	20.	1
Hexachlorobutadiene	ND		ug/kg	200	29.	1
Hexachlorocyclopentadiene	ND		ug/kg	560	180	1
Hexachloroethane	ND		ug/kg	160	32.	1
Isophorone	ND		ug/kg	180	25.	1
Naphthalene	ND		ug/kg	200	24.	1
Nitrobenzene	ND		ug/kg	180	29.	1
NDPA/DPA	ND		ug/kg	160	22.	1
n-Nitrosodi-n-propylamine	ND		ug/kg	200	30.	1
Bis(2-ethylhexyl)phthalate	ND		ug/kg	200	68.	1
Butyl benzyl phthalate	ND		ug/kg	200	49.	1
Di-n-butylphthalate	ND		ug/kg	200	37.	1
Di-n-octylphthalate	ND		ug/kg	200	66.	1
Diethyl phthalate	ND		ug/kg	200	18.	1
Dimethyl phthalate	ND		ug/kg	200	41.	1
Benzo(a)anthracene	ND		ug/kg	120	22.	1
Benzo(a)pyrene	ND		ug/kg	160	48.	1

Project Name: 1111 ELMWOOD AVE. **Lab Number:** L1809325

Project Number: B0369-018-001-004-00 **Report Date:** 03/26/18

SAMPLE RESULTS

Lab ID: L1809325-08 Date Collected: 03/19/18 13:20

Client ID: SW-4 Date Received: 03/19/18

Sample Location: BUFFALO, NY Field Prep: Not Specified

Sample Depth:

Parameter	Result	Qualifier	Units	RL	MDL	Dilution Factor
Semivolatile Organics by GC/MS - Westborough Lab						
Benzo(b)fluoranthene	ND		ug/kg	120	33.	1
Benzo(k)fluoranthene	ND		ug/kg	120	31.	1
Chrysene	ND		ug/kg	120	20.	1
Acenaphthylene	ND		ug/kg	160	30.	1
Anthracene	ND		ug/kg	120	38.	1
Benzo(ghi)perylene	ND		ug/kg	160	23.	1
Fluorene	ND		ug/kg	200	19.	1
Phenanthrene	ND		ug/kg	120	24.	1
Dibenzo(a,h)anthracene	ND		ug/kg	120	22.	1
Indeno(1,2,3-cd)pyrene	ND		ug/kg	160	27.	1
Pyrene	ND		ug/kg	120	19.	1
Biphenyl	ND		ug/kg	440	45.	1
4-Chloroaniline	ND		ug/kg	200	36.	1
2-Nitroaniline	ND		ug/kg	200	38.	1
3-Nitroaniline	ND		ug/kg	200	37.	1
4-Nitroaniline	ND		ug/kg	200	81.	1
Dibenzofuran	ND		ug/kg	200	18.	1
2-Methylnaphthalene	ND		ug/kg	230	24.	1
1,2,4,5-Tetrachlorobenzene	ND		ug/kg	200	20.	1
Acetophenone	ND		ug/kg	200	24.	1
2,4,6-Trichlorophenol	ND		ug/kg	120	37.	1
p-Chloro-m-cresol	ND		ug/kg	200	29.	1
2-Chlorophenol	ND		ug/kg	200	23.	1
2,4-Dichlorophenol	ND		ug/kg	180	31.	1
2,4-Dimethylphenol	ND		ug/kg	200	64.	1
2-Nitrophenol	ND		ug/kg	420	73.	1
4-Nitrophenol	ND		ug/kg	270	80.	1
2,4-Dinitrophenol	ND		ug/kg	940	91.	1
4,6-Dinitro-o-cresol	ND		ug/kg	510	94.	1
Pentachlorophenol	ND		ug/kg	160	43.	1
Phenol	ND		ug/kg	200	30.	1
2-Methylphenol	ND		ug/kg	200	30.	1
3-Methylphenol/4-Methylphenol	ND		ug/kg	280	31.	1
2,4,5-Trichlorophenol	ND		ug/kg	200	37.	1
Carbazole	ND		ug/kg	200	19.	1
Atrazine	ND		ug/kg	160	68.	1
Benzaldehyde	ND		ug/kg	260	53.	1

Project Name: 1111 ELMWOOD AVE. **Lab Number:** L1809325

Project Number: B0369-018-001-004-00 **Report Date:** 03/26/18

SAMPLE RESULTS

Lab ID: L1809325-08 Date Collected: 03/19/18 13:20

Client ID: SW-4 Date Received: 03/19/18

Sample Location: BUFFALO, NY Field Prep: Not Specified

Sample Depth:

Parameter	Result	Qualifier	Units	RL	MDL	Dilution Factor
Semivolatile Organics by GC/MS - Westborough Lab						
Caprolactam	ND		ug/kg	200	59.	1
2,3,4,6-Tetrachlorophenol	ND		ug/kg	200	39.	1

Surrogate	% Recovery	Qualifier	Acceptance Criteria
2-Fluorophenol	64		25-120
Phenol-d6	70		10-120
Nitrobenzene-d5	66		23-120
2-Fluorobiphenyl	79		30-120
2,4,6-Tribromophenol	93		10-136
4-Terphenyl-d14	102		18-120

Project Name: 1111 ELMWOOD AVE.
Project Number: B0369-018-001-004-0
Lab Number: L1809325
Report Date: 03/26/18

Method Blank Analysis
Batch Quality Control

Analytical Method: 1,8270D
Analytical Date: 03/21/18 08:56
Analyst: PS

Extraction Method: EPA 3546
Extraction Date: 03/20/18 21:31

Parameter	Result	Qualifier	Units	RL	MDL
Semivolatile Organics by GC/MS - Westborough Lab for sample(s): 01-08 Batch: WG1098975-1					
Acenaphthene	ND		ug/kg	130	17.
Hexachlorobenzene	ND		ug/kg	99	18.
Bis(2-chloroethyl)ether	ND		ug/kg	150	22.
2-Chloronaphthalene	ND		ug/kg	160	16.
3,3'-Dichlorobenzidine	ND		ug/kg	160	44.
2,4-Dinitrotoluene	ND		ug/kg	160	33.
2,6-Dinitrotoluene	ND		ug/kg	160	28.
Fluoranthene	ND		ug/kg	99	19.
4-Chlorophenyl phenyl ether	ND		ug/kg	160	18.
4-Bromophenyl phenyl ether	ND		ug/kg	160	25.
Bis(2-chloroisopropyl)ether	ND		ug/kg	200	28.
Bis(2-chloroethoxy)methane	ND		ug/kg	180	16.
Hexachlorobutadiene	ND		ug/kg	160	24.
Hexachlorocyclopentadiene	ND		ug/kg	470	150
Hexachloroethane	ND		ug/kg	130	27.
Isophorone	ND		ug/kg	150	21.
Naphthalene	ND		ug/kg	160	20.
Nitrobenzene	ND		ug/kg	150	24.
NDPA/DPA	ND		ug/kg	130	19.
n-Nitrosodi-n-propylamine	ND		ug/kg	160	26.
Bis(2-ethylhexyl)phthalate	ND		ug/kg	160	57.
Butyl benzyl phthalate	ND		ug/kg	160	42.
Di-n-butylphthalate	ND		ug/kg	160	31.
Di-n-octylphthalate	ND		ug/kg	160	56.
Diethyl phthalate	ND		ug/kg	160	15.
Dimethyl phthalate	ND		ug/kg	160	35.
Benzo(a)anthracene	ND		ug/kg	99	19.
Benzo(a)pyrene	ND		ug/kg	130	40.
Benzo(b)fluoranthene	ND		ug/kg	99	28.

Project Name: 1111 ELMWOOD AVE. **Lab Number:** L1809325

Project Number: B0369-018-001-004-0 **Report Date:** 03/26/18

Method Blank Analysis
Batch Quality Control

Analytical Method: 1,8270D
Analytical Date: 03/21/18 08:56
Analyst: PS

Extraction Method: EPA 3546
Extraction Date: 03/20/18 21:31

Parameter	Result	Qualifier	Units	RL	MDL
Semivolatile Organics by GC/MS - Westborough Lab for sample(s): 01-08 Batch: WG1098975-1					
Benzo(k)fluoranthene	ND		ug/kg	99	26.
Chrysene	ND		ug/kg	99	17.
Acenaphthylene	ND		ug/kg	130	26.
Anthracene	ND		ug/kg	99	32.
Benzo(ghi)perylene	ND		ug/kg	130	19.
Fluorene	ND		ug/kg	160	16.
Phenanthrene	ND		ug/kg	99	20.
Dibenzo(a,h)anthracene	ND		ug/kg	99	19.
Indeno(1,2,3-cd)pyrene	ND		ug/kg	130	23.
Pyrene	ND		ug/kg	99	16.
Biphenyl	ND		ug/kg	380	38.
4-Chloroaniline	ND		ug/kg	160	30.
2-Nitroaniline	ND		ug/kg	160	32.
3-Nitroaniline	ND		ug/kg	160	31.
4-Nitroaniline	ND		ug/kg	160	68.
Dibenzofuran	ND		ug/kg	160	16.
2-Methylnaphthalene	ND		ug/kg	200	20.
1,2,4,5-Tetrachlorobenzene	ND		ug/kg	160	17.
Acetophenone	ND		ug/kg	160	20.
2,4,6-Trichlorophenol	ND		ug/kg	99	31.
p-Chloro-m-cresol	ND		ug/kg	160	25.
2-Chlorophenol	ND		ug/kg	160	20.
2,4-Dichlorophenol	ND		ug/kg	150	26.
2,4-Dimethylphenol	ND		ug/kg	160	54.
2-Nitrophenol	ND		ug/kg	360	62.
4-Nitrophenol	ND		ug/kg	230	67.
2,4-Dinitrophenol	ND		ug/kg	790	77.
4,6-Dinitro-o-cresol	ND		ug/kg	430	79.
Pentachlorophenol	ND		ug/kg	130	36.

Project Name: 1111 ELMWOOD AVE.
Project Number: B0369-018-001-004-0

Lab Number: L1809325
Report Date: 03/26/18

Method Blank Analysis
Batch Quality Control

Analytical Method: 1,8270D
Analytical Date: 03/21/18 08:56
Analyst: PS

Extraction Method: EPA 3546
Extraction Date: 03/20/18 21:31

Parameter	Result	Qualifier	Units	RL	MDL
Semivolatile Organics by GC/MS - Westborough Lab for sample(s): 01-08 Batch: WG1098975-1					
Phenol	ND		ug/kg	160	25.
2-Methylphenol	ND		ug/kg	160	26.
3-Methylphenol/4-Methylphenol	ND		ug/kg	240	26.
2,4,5-Trichlorophenol	ND		ug/kg	160	32.
Carbazole	ND		ug/kg	160	16.
Atrazine	ND		ug/kg	130	58.
Benzaldehyde	ND		ug/kg	220	45.
Caprolactam	ND		ug/kg	160	50.
2,3,4,6-Tetrachlorophenol	ND		ug/kg	160	33.
Tentatively Identified Compounds					
No Tentatively Identified Compounds	ND		ug/kg		

Surrogate	%Recovery	Qualifier	Acceptance Criteria
2-Fluorophenol	117		25-120
Phenol-d6	81		10-120
Nitrobenzene-d5	76		23-120
2-Fluorobiphenyl	85		30-120
2,4,6-Tribromophenol	104		10-136
4-Terphenyl-d14	99		18-120

Lab Control Sample Analysis

Batch Quality Control

Project Name: 1111 ELMWOOD AVE.

Project Number: B0369-018-001-004-00

Lab Number: L1809325

Report Date: 03/26/18

Parameter	LCS %Recovery	Qual	LCSD %Recovery	Qual	%Recovery Limits	RPD	Qual	RPD Limits
Semivolatile Organics by GC/MS - Westborough Lab Associated sample(s): 01-08 Batch: WG1098975-2 WG1098975-3								
Acenaphthene	84		89		31-137	6		50
Hexachlorobenzene	91		96		40-140	5		50
Bis(2-chloroethyl)ether	70		82		40-140	16		50
2-Chloronaphthalene	85		92		40-140	8		50
3,3'-Dichlorobenzidine	43		49		40-140	13		50
2,4-Dinitrotoluene	90		96		40-132	6		50
2,6-Dinitrotoluene	90		97		40-140	7		50
Fluoranthene	85		93		40-140	9		50
4-Chlorophenyl phenyl ether	86		92		40-140	7		50
4-Bromophenyl phenyl ether	87		96		40-140	10		50
Bis(2-chloroisopropyl)ether	58		53		40-140	9		50
Bis(2-chloroethoxy)methane	75		68		40-117	10		50
Hexachlorobutadiene	88		87		40-140	1		50
Hexachlorocyclopentadiene	78		85		40-140	9		50
Hexachloroethane	77		64		40-140	18		50
Isophorone	76		67		40-140	13		50
Naphthalene	80		84		40-140	5		50
Nitrobenzene	77		69		40-140	11		50
NDPA/DPA	83		94		36-157	12		50
n-Nitrosodi-n-propylamine	77		68		32-121	12		50
Bis(2-ethylhexyl)phthalate	93		98		40-140	5		50
Butyl benzyl phthalate	89		97		40-140	9		50
Di-n-butylphthalate	90		95		40-140	5		50

Lab Control Sample Analysis
Batch Quality Control

Project Name: 1111 ELMWOOD AVE.
Project Number: B0369-018-001-004-00

Lab Number: L1809325
Report Date: 03/26/18

Parameter	LCS %Recovery	Qual	LCSD %Recovery	Qual	%Recovery Limits	RPD	Qual	RPD Limits
Semivolatile Organics by GC/MS - Westborough Lab Associated sample(s): 01-08 Batch: WG1098975-2 WG1098975-3								
Di-n-octylphthalate	90		96		40-140	6		50
Diethyl phthalate	86		92		40-140	7		50
Dimethyl phthalate	87		92		40-140	6		50
Benzo(a)anthracene	85		89		40-140	5		50
Benzo(a)pyrene	89		97		40-140	9		50
Benzo(b)fluoranthene	88		94		40-140	7		50
Benzo(k)fluoranthene	86		91		40-140	6		50
Chrysene	86		90		40-140	5		50
Acenaphthylene	88		96		40-140	9		50
Anthracene	86		92		40-140	7		50
Benzo(ghi)perylene	87		94		40-140	8		50
Fluorene	85		93		40-140	9		50
Phenanthrene	87		92		40-140	6		50
Dibenzo(a,h)anthracene	89		93		40-140	4		50
Indeno(1,2,3-cd)pyrene	91		95		40-140	4		50
Pyrene	83		89		35-142	7		50
Biphenyl	89		93		54-104	4		50
4-Chloroaniline	57		57		40-140	0		50
2-Nitroaniline	90		94		47-134	4		50
3-Nitroaniline	56		63		26-129	12		50
4-Nitroaniline	78		86		41-125	10		50
Dibenzofuran	84		92		40-140	9		50
2-Methylnaphthalene	83		88		40-140	6		50

Lab Control Sample Analysis

Batch Quality Control

Project Name: 1111 ELMWOOD AVE.

Project Number: B0369-018-001-004-00

Lab Number: L1809325

Report Date: 03/26/18

Parameter	LCS %Recovery	Qual	LCSD %Recovery	Qual	%Recovery Limits	RPD	Qual	RPD Limits
Semivolatile Organics by GC/MS - Westborough Lab Associated sample(s): 01-08 Batch: WG1098975-2 WG1098975-3								
1,2,4,5-Tetrachlorobenzene	92		96		40-117	4		50
Acetophenone	79		69		14-144	14		50
2,4,6-Trichlorophenol	93		99		30-130	6		50
p-Chloro-m-cresol	93		99		26-103	6		50
2-Chlorophenol	80		89		25-102	11		50
2,4-Dichlorophenol	87		79		30-130	10		50
2,4-Dimethylphenol	85		75		30-130	13		50
2-Nitrophenol	82		74		30-130	10		50
4-Nitrophenol	99		106		11-114	7		50
2,4-Dinitrophenol	82		88		4-130	7		50
4,6-Dinitro-o-cresol	96		107		10-130	11		50
Pentachlorophenol	79		88		17-109	11		50
Phenol	75		87		26-90	15		50
2-Methylphenol	85		75		30-130.	13		50
3-Methylphenol/4-Methylphenol	83		73		30-130	13		50
2,4,5-Trichlorophenol	98		106		30-130	8		50
Carbazole	86		91		54-128	6		50
Atrazine	88		93		40-140	6		50
Benzaldehyde	66		76		40-140	14		50
Caprolactam	76		84		15-130	10		50
2,3,4,6-Tetrachlorophenol	94		105		40-140	11		50

Lab Control Sample Analysis
Batch Quality Control

Project Name: 1111 ELMWOOD AVE.
Project Number: B0369-018-001-004-00

Lab Number: L1809325
Report Date: 03/26/18

Parameter	LCS %Recovery	Qual	LCSD %Recovery	Qual	%Recovery Limits	RPD	Qual	RPD Limits
Semivolatile Organics by GC/MS - Westborough Lab Associated sample(s): 01-08 Batch: WG1098975-2 WG1098975-3								

Surrogate	LCS %Recovery	Qual	LCSD %Recovery	Qual	Acceptance Criteria
2-Fluorophenol	111		91		25-120
Phenol-d6	79		92		10-120
Nitrobenzene-d5	72		64		23-120
2-Fluorobiphenyl	84		89		30-120
2,4,6-Tribromophenol	93		99		10-136
4-Terphenyl-d14	82		90		18-120

PESTICIDES

Project Name: 1111 ELMWOOD AVE.
Project Number: B0369-018-001-004-00
Lab Number: L1809325
Report Date: 03/26/18

SAMPLE RESULTS

Lab ID: L1809325-04
Client ID: B-4
Sample Location: BUFFALO, NY

Date Collected: 03/19/18 14:33
Date Received: 03/19/18
Field Prep: Not Specified

Sample Depth:
Matrix: Soil
Analytical Method: 1,8081B
Analytical Date: 03/26/18 16:20
Analyst: JW
Percent Solids: 85%

Extraction Method: EPA 3546
Extraction Date: 03/25/18 23:32
Cleanup Method: EPA 3620B
Cleanup Date: 03/26/18
Cleanup Method: EPA 3660B

Parameter	Result	Qualifier	Units	RL	MDL	Dilution Factor	Column
Organochlorine Pesticides by GC - Westborough Lab							
Delta-BHC	ND		ug/kg	1.86	0.364	1	A
Lindane	ND		ug/kg	0.774	0.346	1	A
Alpha-BHC	ND		ug/kg	0.774	0.220	1	A
Beta-BHC	ND		ug/kg	1.86	0.705	1	A
Heptachlor	ND		ug/kg	0.929	0.416	1	A
Aldrin	ND		ug/kg	1.86	0.654	1	A
Heptachlor epoxide	ND		ug/kg	3.48	1.04	1	A
Endrin	ND		ug/kg	0.774	0.317	1	A
Endrin aldehyde	ND		ug/kg	2.32	0.813	1	A
Endrin ketone	ND		ug/kg	1.86	0.478	1	A
Dieldrin	ND		ug/kg	1.16	0.581	1	A
4,4'-DDE	ND		ug/kg	1.86	0.430	1	A
4,4'-DDD	ND		ug/kg	1.86	0.663	1	A
4,4'-DDT	ND		ug/kg	3.48	1.49	1	A
Endosulfan I	ND		ug/kg	1.86	0.439	1	A
Endosulfan II	ND		ug/kg	1.86	0.621	1	A
Endosulfan sulfate	ND		ug/kg	0.774	0.368	1	A
Methoxychlor	ND		ug/kg	3.48	1.08	1	A
Toxaphene	ND		ug/kg	34.8	9.76	1	A
cis-Chlordane	ND		ug/kg	2.32	0.647	1	A
trans-Chlordane	ND		ug/kg	2.32	0.613	1	A
Chlordane	ND		ug/kg	15.1	6.16	1	A

Project Name: 1111 ELMWOOD AVE. **Lab Number:** L1809325

Project Number: B0369-018-001-004-00 **Report Date:** 03/26/18

SAMPLE RESULTS

Lab ID: L1809325-04 Date Collected: 03/19/18 14:33

Client ID: B-4 Date Received: 03/19/18

Sample Location: BUFFALO, NY Field Prep: Not Specified

Sample Depth:

Parameter	Result	Qualifier	Units	RL	MDL	Dilution Factor	Column
Organochlorine Pesticides by GC - Westborough Lab							

Surrogate	% Recovery	Qualifier	Acceptance Criteria	Column
2,4,5,6-Tetrachloro-m-xylene	79		30-150	B
Decachlorobiphenyl	83		30-150	B
2,4,5,6-Tetrachloro-m-xylene	77		30-150	A
Decachlorobiphenyl	63		30-150	A

Project Name: 1111 ELMWOOD AVE.
Project Number: B0369-018-001-004-0

Lab Number: L1809325
Report Date: 03/26/18

Method Blank Analysis
Batch Quality Control

Analytical Method: 1,8081B
Analytical Date: 03/26/18 14:38
Analyst: JW

Extraction Method: EPA 3546
Extraction Date: 03/25/18 09:08
Cleanup Method: EPA 3620B
Cleanup Date: 03/26/18
Cleanup Method: EPA 3660B

Parameter	Result	Qualifier	Units	RL	MDL	Column
Organochlorine Pesticides by GC - Westborough Lab for sample(s): 04 Batch: WG1100304-1						
Delta-BHC	ND		ug/kg	1.54	0.302	A
Lindane	ND		ug/kg	0.644	0.288	A
Alpha-BHC	ND		ug/kg	0.644	0.183	A
Beta-BHC	ND		ug/kg	1.54	0.586	A
Heptachlor	ND		ug/kg	0.772	0.346	A
Aldrin	ND		ug/kg	1.54	0.544	A
Heptachlor epoxide	ND		ug/kg	2.90	0.869	A
Endrin	ND		ug/kg	0.644	0.264	A
Endrin aldehyde	ND		ug/kg	1.93	0.676	A
Endrin ketone	ND		ug/kg	1.54	0.398	A
Dieldrin	ND		ug/kg	0.965	0.483	A
4,4'-DDE	ND		ug/kg	1.54	0.357	A
4,4'-DDD	ND		ug/kg	1.54	0.551	A
4,4'-DDT	ND		ug/kg	2.90	1.24	A
Endosulfan I	ND		ug/kg	1.54	0.365	A
Endosulfan II	ND		ug/kg	1.54	0.516	A
Endosulfan sulfate	ND		ug/kg	0.644	0.306	A
Methoxychlor	ND		ug/kg	2.90	0.901	A
Toxaphene	ND		ug/kg	29.0	8.11	A
cis-Chlordane	ND		ug/kg	1.93	0.538	A
trans-Chlordane	ND		ug/kg	1.93	0.510	A
Chlordane	ND		ug/kg	12.5	5.12	A

Project Name: 1111 ELMWOOD AVE.
Project Number: B0369-018-001-004-0

Lab Number: L1809325
Report Date: 03/26/18

Method Blank Analysis
Batch Quality Control

Analytical Method: 1,8081B
Analytical Date: 03/26/18 14:38
Analyst: JW

Extraction Method: EPA 3546
Extraction Date: 03/25/18 09:08
Cleanup Method: EPA 3620B
Cleanup Date: 03/26/18
Cleanup Method: EPA 3660B

Parameter	Result	Qualifier	Units	RL	MDL	Column
Organochlorine Pesticides by GC - Westborough Lab for sample(s): 04 Batch: WG1100304-1						

Surrogate	%Recovery	Qualifier	Acceptance Criteria	Column
2,4,5,6-Tetrachloro-m-xylene	75		30-150	B
Decachlorobiphenyl	88		30-150	B
2,4,5,6-Tetrachloro-m-xylene	76		30-150	A
Decachlorobiphenyl	59		30-150	A

Lab Control Sample Analysis
Batch Quality Control

Project Name: 1111 ELMWOOD AVE.
Project Number: B0369-018-001-004-00

Lab Number: L1809325
Report Date: 03/26/18

Parameter	LCS %Recovery	Qual	LCSD %Recovery	Qual	%Recovery Limits	RPD	Qual	RPD Limits	Column
Organochlorine Pesticides by GC - Westborough Lab Associated sample(s): 04 Batch: WG1100304-2 WG1100304-3									
Delta-BHC	65		63		30-150	3		30	A
Lindane	71		68		30-150	4		30	A
Alpha-BHC	68		64		30-150	6		30	A
Beta-BHC	74		69		30-150	7		30	A
Heptachlor	83		81		30-150	2		30	A
Aldrin	76		70		30-150	8		30	A
Heptachlor epoxide	72		65		30-150	10		30	A
Endrin	76		71		30-150	7		30	A
Endrin aldehyde	45		45		30-150	0		30	A
Endrin ketone	58		57		30-150	2		30	A
Dieldrin	80		75		30-150	6		30	A
4,4'-DDE	72		66		30-150	9		30	A
4,4'-DDD	61		56		30-150	9		30	A
4,4'-DDT	64		60		30-150	6		30	A
Endosulfan I	76		72		30-150	5		30	A
Endosulfan II	69		64		30-150	8		30	A
Endosulfan sulfate	52		62		30-150	18		30	A
Methoxychlor	69		64		30-150	8		30	A
cis-Chlordane	69		64		30-150	8		30	A
trans-Chlordane	59		43		30-150	**31**	Q	30	A

Lab Control Sample Analysis
Batch Quality Control

Project Name: 1111 ELMWOOD AVE.
Project Number: B0369-018-001-004-00

Lab Number: L1809325
Report Date: 03/26/18

Parameter	LCS %Recovery	Qual	LCSD %Recovery	Qual	%Recovery Limits	RPD	Qual	RPD Limits
Organochlorine Pesticides by GC - Westborough Lab Associated sample(s): 04 Batch: WG1100304-2 WG1100304-3								

Surrogate	LCS %Recovery	Qual	LCSD %Recovery	Qual	Acceptance Criteria	Column
2,4,5,6-Tetrachloro-m-xylene	75		73		30-150	B
Decachlorobiphenyl	85		83		30-150	B
2,4,5,6-Tetrachloro-m-xylene	74		70		30-150	A
Decachlorobiphenyl	64		57		30-150	A

METALS

Project Name: 1111 ELMWOOD AVE. **Lab Number:** L1809325

Project Number: B0369-018-001-004-00 **Report Date:** 03/26/18

SAMPLE RESULTS

Lab ID: L1809325-01 Date Collected: 03/19/18 09:49

Client ID: B-1 Date Received: 03/19/18

Sample Location: BUFFALO, NY Field Prep: Not Specified

Sample Depth:

Matrix: Soil

Percent Solids: 86%

Parameter	Result	Qualifier	Units	RL	MDL	Dilution Factor	Date Prepared	Date Analyzed	Prep Method	Analytical Method	Analyst
Total Metals - Mansfield Lab											
Aluminum, Total	7620		mg/kg	8.96	2.42	2	03/20/18 20:03	03/23/18 18:49	EPA 3050B	1,6010C	AB
Antimony, Total	1.32	J	mg/kg	4.48	0.340	2	03/20/18 20:03	03/23/18 18:49	EPA 3050B	1,6010C	AB
Arsenic, Total	2.90		mg/kg	0.896	0.186	2	03/20/18 20:03	03/23/18 18:49	EPA 3050B	1,6010C	AB
Barium, Total	77.8		mg/kg	0.896	0.156	2	03/20/18 20:03	03/23/18 18:49	EPA 3050B	1,6010C	AB
Beryllium, Total	0.385	J	mg/kg	0.448	0.030	2	03/20/18 20:03	03/23/18 18:49	EPA 3050B	1,6010C	AB
Cadmium, Total	0.161	J	mg/kg	0.896	0.088	2	03/20/18 20:03	03/23/18 18:49	EPA 3050B	1,6010C	AB
Calcium, Total	93200		mg/kg	89.6	31.4	20	03/20/18 20:03	03/23/18 21:19	EPA 3050B	1,6010C	AB
Chromium, Total	13.3		mg/kg	0.896	0.086	2	03/20/18 20:03	03/23/18 18:49	EPA 3050B	1,6010C	AB
Cobalt, Total	6.94		mg/kg	1.79	0.149	2	03/20/18 20:03	03/23/18 18:49	EPA 3050B	1,6010C	AB
Copper, Total	16.5		mg/kg	0.896	0.231	2	03/20/18 20:03	03/23/18 18:49	EPA 3050B	1,6010C	AB
Iron, Total	15800		mg/kg	4.48	0.809	2	03/20/18 20:03	03/23/18 18:49	EPA 3050B	1,6010C	AB
Lead, Total	26.9		mg/kg	4.48	0.240	2	03/20/18 20:03	03/23/18 18:49	EPA 3050B	1,6010C	AB
Magnesium, Total	24800		mg/kg	8.96	1.38	2	03/20/18 20:03	03/23/18 18:49	EPA 3050B	1,6010C	AB
Manganese, Total	416		mg/kg	0.896	0.142	2	03/20/18 20:03	03/23/18 18:49	EPA 3050B	1,6010C	AB
Mercury, Total	0.06	J	mg/kg	0.07	0.02	1	03/20/18 09:00	03/22/18 17:52	EPA 7471B	1,7471B	EA
Nickel, Total	15.1		mg/kg	2.24	0.217	2	03/20/18 20:03	03/23/18 18:49	EPA 3050B	1,6010C	AB
Potassium, Total	1180		mg/kg	224	12.9	2	03/20/18 20:03	03/23/18 18:49	EPA 3050B	1,6010C	AB
Selenium, Total	ND		mg/kg	1.79	0.231	2	03/20/18 20:03	03/23/18 18:49	EPA 3050B	1,6010C	AB
Silver, Total	ND		mg/kg	0.896	0.254	2	03/20/18 20:03	03/23/18 18:49	EPA 3050B	1,6010C	AB
Sodium, Total	251		mg/kg	179	2.82	2	03/20/18 20:03	03/23/18 18:49	EPA 3050B	1,6010C	AB
Thallium, Total	ND		mg/kg	1.79	0.282	2	03/20/18 20:03	03/23/18 18:49	EPA 3050B	1,6010C	AB
Vanadium, Total	17.4		mg/kg	0.896	0.182	2	03/20/18 20:03	03/23/18 18:49	EPA 3050B	1,6010C	AB
Zinc, Total	65.7		mg/kg	4.48	0.262	2	03/20/18 20:03	03/23/18 18:49	EPA 3050B	1,6010C	AB

Project Name: 1111 ELMWOOD AVE. **Lab Number:** L1809325

Project Number: B0369-018-001-004-00 **Report Date:** 03/26/18

SAMPLE RESULTS

Lab ID: L1809325-02 Date Collected: 03/19/18 11:05

Client ID: B-2 Date Received: 03/19/18

Sample Location: BUFFALO, NY Field Prep: Not Specified

Sample Depth:

Matrix: Soil

Percent Solids: 84%

Parameter	Result	Qualifier	Units	RL	MDL	Dilution Factor	Date Prepared	Date Analyzed	Prep Method	Analytical Method	Analyst
Total Metals - Mansfield Lab											
Aluminum, Total	7570		mg/kg	9.09	2.45	2	03/20/18 20:03	03/23/18 18:53	EPA 3050B	1,6010C	AB
Antimony, Total	1.41	J	mg/kg	4.54	0.345	2	03/20/18 20:03	03/23/18 18:53	EPA 3050B	1,6010C	AB
Arsenic, Total	2.63		mg/kg	0.909	0.189	2	03/20/18 20:03	03/23/18 18:53	EPA 3050B	1,6010C	AB
Barium, Total	73.8		mg/kg	0.909	0.158	2	03/20/18 20:03	03/23/18 18:53	EPA 3050B	1,6010C	AB
Beryllium, Total	0.372	J	mg/kg	0.454	0.030	2	03/20/18 20:03	03/23/18 18:53	EPA 3050B	1,6010C	AB
Cadmium, Total	ND		mg/kg	0.909	0.089	2	03/20/18 20:03	03/23/18 18:53	EPA 3050B	1,6010C	AB
Calcium, Total	91000		mg/kg	90.9	31.8	20	03/20/18 20:03	03/23/18 21:23	EPA 3050B	1,6010C	AB
Chromium, Total	12.0		mg/kg	0.909	0.087	2	03/20/18 20:03	03/23/18 18:53	EPA 3050B	1,6010C	AB
Cobalt, Total	6.95		mg/kg	1.82	0.151	2	03/20/18 20:03	03/23/18 18:53	EPA 3050B	1,6010C	AB
Copper, Total	14.2		mg/kg	0.909	0.234	2	03/20/18 20:03	03/23/18 18:53	EPA 3050B	1,6010C	AB
Iron, Total	15700		mg/kg	4.54	0.820	2	03/20/18 20:03	03/23/18 18:53	EPA 3050B	1,6010C	AB
Lead, Total	11.4		mg/kg	4.54	0.244	2	03/20/18 20:03	03/23/18 18:53	EPA 3050B	1,6010C	AB
Magnesium, Total	22700		mg/kg	9.09	1.40	2	03/20/18 20:03	03/23/18 18:53	EPA 3050B	1,6010C	AB
Manganese, Total	421		mg/kg	0.909	0.144	2	03/20/18 20:03	03/23/18 18:53	EPA 3050B	1,6010C	AB
Mercury, Total	0.03	J	mg/kg	0.07	0.02	1	03/20/18 09:00	03/22/18 18:03	EPA 7471B	1,7471B	EA
Nickel, Total	14.9		mg/kg	2.27	0.220	2	03/20/18 20:03	03/23/18 18:53	EPA 3050B	1,6010C	AB
Potassium, Total	1180		mg/kg	227	13.1	2	03/20/18 20:03	03/23/18 18:53	EPA 3050B	1,6010C	AB
Selenium, Total	ND		mg/kg	1.82	0.234	2	03/20/18 20:03	03/23/18 18:53	EPA 3050B	1,6010C	AB
Silver, Total	ND		mg/kg	0.909	0.257	2	03/20/18 20:03	03/23/18 18:53	EPA 3050B	1,6010C	AB
Sodium, Total	312		mg/kg	182	2.86	2	03/20/18 20:03	03/23/18 18:53	EPA 3050B	1,6010C	AB
Thallium, Total	ND		mg/kg	1.82	0.286	2	03/20/18 20:03	03/23/18 18:53	EPA 3050B	1,6010C	AB
Vanadium, Total	17.7		mg/kg	0.909	0.184	2	03/20/18 20:03	03/23/18 18:53	EPA 3050B	1,6010C	AB
Zinc, Total	54.9		mg/kg	4.54	0.266	2	03/20/18 20:03	03/23/18 18:53	EPA 3050B	1,6010C	AB

Project Name: 1111 ELMWOOD AVE.
Lab Number: L1809325
Project Number: B0369-018-001-004-00
Report Date: 03/26/18

SAMPLE RESULTS

Lab ID: L1809325-03
Client ID: B-3
Sample Location: BUFFALO, NY
Date Collected: 03/19/18 12:42
Date Received: 03/19/18
Field Prep: Not Specified

Sample Depth:
Matrix: Soil
Percent Solids: 84%

Parameter	Result	Qualifier	Units	RL	MDL	Dilution Factor	Date Prepared	Date Analyzed	Prep Method	Analytical Method	Analyst
Total Metals - Mansfield Lab											
Aluminum, Total	8920		mg/kg	9.29	2.51	2	03/20/18 20:03	03/23/18 18:58	EPA 3050B	1,6010C	AB
Antimony, Total	1.42	J	mg/kg	4.64	0.353	2	03/20/18 20:03	03/23/18 18:58	EPA 3050B	1,6010C	AB
Arsenic, Total	2.85		mg/kg	0.929	0.193	2	03/20/18 20:03	03/23/18 18:58	EPA 3050B	1,6010C	AB
Barium, Total	78.4		mg/kg	0.929	0.162	2	03/20/18 20:03	03/23/18 18:58	EPA 3050B	1,6010C	AB
Beryllium, Total	0.436	J	mg/kg	0.464	0.031	2	03/20/18 20:03	03/23/18 18:58	EPA 3050B	1,6010C	AB
Cadmium, Total	ND		mg/kg	0.929	0.091	2	03/20/18 20:03	03/23/18 18:58	EPA 3050B	1,6010C	AB
Calcium, Total	86300		mg/kg	92.9	32.5	20	03/20/18 20:03	03/23/18 21:28	EPA 3050B	1,6010C	AB
Chromium, Total	13.3		mg/kg	0.929	0.089	2	03/20/18 20:03	03/23/18 18:58	EPA 3050B	1,6010C	AB
Cobalt, Total	7.40		mg/kg	1.86	0.154	2	03/20/18 20:03	03/23/18 18:58	EPA 3050B	1,6010C	AB
Copper, Total	16.1		mg/kg	0.929	0.240	2	03/20/18 20:03	03/23/18 18:58	EPA 3050B	1,6010C	AB
Iron, Total	17500		mg/kg	4.64	0.838	2	03/20/18 20:03	03/23/18 18:58	EPA 3050B	1,6010C	AB
Lead, Total	11.2		mg/kg	4.64	0.249	2	03/20/18 20:03	03/23/18 18:58	EPA 3050B	1,6010C	AB
Magnesium, Total	20900		mg/kg	9.29	1.43	2	03/20/18 20:03	03/23/18 18:58	EPA 3050B	1,6010C	AB
Manganese, Total	445		mg/kg	0.929	0.148	2	03/20/18 20:03	03/23/18 18:58	EPA 3050B	1,6010C	AB
Mercury, Total	ND		mg/kg	0.08	0.02	1	03/20/18 09:00	03/22/18 18:05	EPA 7471B	1,7471B	EA
Nickel, Total	16.9		mg/kg	2.32	0.225	2	03/20/18 20:03	03/23/18 18:58	EPA 3050B	1,6010C	AB
Potassium, Total	1220		mg/kg	232	13.4	2	03/20/18 20:03	03/23/18 18:58	EPA 3050B	1,6010C	AB
Selenium, Total	ND		mg/kg	1.86	0.240	2	03/20/18 20:03	03/23/18 18:58	EPA 3050B	1,6010C	AB
Silver, Total	ND		mg/kg	0.929	0.263	2	03/20/18 20:03	03/23/18 18:58	EPA 3050B	1,6010C	AB
Sodium, Total	195		mg/kg	186	2.92	2	03/20/18 20:03	03/23/18 18:58	EPA 3050B	1,6010C	AB
Thallium, Total	ND		mg/kg	1.86	0.292	2	03/20/18 20:03	03/23/18 18:58	EPA 3050B	1,6010C	AB
Vanadium, Total	19.1		mg/kg	0.929	0.188	2	03/20/18 20:03	03/23/18 18:58	EPA 3050B	1,6010C	AB
Zinc, Total	52.7		mg/kg	4.64	0.272	2	03/20/18 20:03	03/23/18 18:58	EPA 3050B	1,6010C	AB

Project Name: 1111 ELMWOOD AVE.
Lab Number: L1809325
Project Number: B0369-018-001-004-00
Report Date: 03/26/18

SAMPLE RESULTS

Lab ID: L1809325-04
Client ID: B-4
Sample Location: BUFFALO, NY
Date Collected: 03/19/18 14:33
Date Received: 03/19/18
Field Prep: Not Specified

Sample Depth:
Matrix: Soil
Percent Solids: 85%

Parameter	Result	Qualifier	Units	RL	MDL	Dilution Factor	Date Prepared	Date Analyzed	Prep Method	Analytical Method	Analyst
Total Metals - Mansfield Lab											
Aluminum, Total	7460		mg/kg	9.13	2.46	2	03/20/18 20:03	03/23/18 19:03	EPA 3050B	1,6010C	AB
Antimony, Total	1.40	J	mg/kg	4.56	0.347	2	03/20/18 20:03	03/23/18 19:03	EPA 3050B	1,6010C	AB
Arsenic, Total	2.44		mg/kg	0.913	0.190	2	03/20/18 20:03	03/23/18 19:03	EPA 3050B	1,6010C	AB
Barium, Total	72.2		mg/kg	0.913	0.159	2	03/20/18 20:03	03/23/18 19:03	EPA 3050B	1,6010C	AB
Beryllium, Total	0.365	J	mg/kg	0.456	0.030	2	03/20/18 20:03	03/23/18 19:03	EPA 3050B	1,6010C	AB
Cadmium, Total	ND		mg/kg	0.913	0.090	2	03/20/18 20:03	03/23/18 19:03	EPA 3050B	1,6010C	AB
Calcium, Total	86900		mg/kg	91.3	32.0	20	03/20/18 20:03	03/23/18 21:33	EPA 3050B	1,6010C	AB
Chromium, Total	11.7		mg/kg	0.913	0.088	2	03/20/18 20:03	03/23/18 19:03	EPA 3050B	1,6010C	AB
Cobalt, Total	6.10		mg/kg	1.83	0.152	2	03/20/18 20:03	03/23/18 19:03	EPA 3050B	1,6010C	AB
Copper, Total	14.0		mg/kg	0.913	0.236	2	03/20/18 20:03	03/23/18 19:03	EPA 3050B	1,6010C	AB
Iron, Total	15800		mg/kg	4.56	0.824	2	03/20/18 20:03	03/23/18 19:03	EPA 3050B	1,6010C	AB
Lead, Total	10.4		mg/kg	4.56	0.245	2	03/20/18 20:03	03/23/18 19:03	EPA 3050B	1,6010C	AB
Magnesium, Total	22400		mg/kg	9.13	1.41	2	03/20/18 20:03	03/23/18 19:03	EPA 3050B	1,6010C	AB
Manganese, Total	398		mg/kg	0.913	0.145	2	03/20/18 20:03	03/23/18 19:03	EPA 3050B	1,6010C	AB
Mercury, Total	ND		mg/kg	0.08	0.02	1	03/20/18 09:00	03/22/18 18:06	EPA 7471B	1,7471B	EA
Nickel, Total	14.5		mg/kg	2.28	0.221	2	03/20/18 20:03	03/23/18 19:03	EPA 3050B	1,6010C	AB
Potassium, Total	1160		mg/kg	228	13.1	2	03/20/18 20:03	03/23/18 19:03	EPA 3050B	1,6010C	AB
Selenium, Total	ND		mg/kg	1.83	0.236	2	03/20/18 20:03	03/23/18 19:03	EPA 3050B	1,6010C	AB
Silver, Total	ND		mg/kg	0.913	0.258	2	03/20/18 20:03	03/23/18 19:03	EPA 3050B	1,6010C	AB
Sodium, Total	150	J	mg/kg	183	2.88	2	03/20/18 20:03	03/23/18 19:03	EPA 3050B	1,6010C	AB
Thallium, Total	ND		mg/kg	1.83	0.288	2	03/20/18 20:03	03/23/18 19:03	EPA 3050B	1,6010C	AB
Vanadium, Total	17.1		mg/kg	0.913	0.185	2	03/20/18 20:03	03/23/18 19:03	EPA 3050B	1,6010C	AB
Zinc, Total	52.0		mg/kg	4.56	0.268	2	03/20/18 20:03	03/23/18 19:03	EPA 3050B	1,6010C	AB

Project Name: 1111 ELMWOOD AVE.
Lab Number: L1809325
Project Number: B0369-018-001-004-00
Report Date: 03/26/18

SAMPLE RESULTS

Lab ID: L1809325-05
Client ID: SW-1
Sample Location: BUFFALO, NY
Date Collected: 03/19/18 09:55
Date Received: 03/19/18
Field Prep: Not Specified

Sample Depth:
Matrix: Soil
Percent Solids: 82%

Parameter	Result	Qualifier	Units	RL	MDL	Dilution Factor	Date Prepared	Date Analyzed	Prep Method	Analytical Method	Analyst
Total Metals - Mansfield Lab											
Aluminum, Total	9720		mg/kg	9.27	2.50	2	03/20/18 20:03	03/23/18 19:08	EPA 3050B	1,6010C	AB
Antimony, Total	1.75	J	mg/kg	4.63	0.352	2	03/20/18 20:03	03/23/18 19:08	EPA 3050B	1,6010C	AB
Arsenic, Total	5.74		mg/kg	0.927	0.193	2	03/20/18 20:03	03/23/18 19:08	EPA 3050B	1,6010C	AB
Barium, Total	76.6		mg/kg	0.927	0.161	2	03/20/18 20:03	03/23/18 19:08	EPA 3050B	1,6010C	AB
Beryllium, Total	0.510		mg/kg	0.463	0.031	2	03/20/18 20:03	03/23/18 19:08	EPA 3050B	1,6010C	AB
Cadmium, Total	0.500	J	mg/kg	0.927	0.091	2	03/20/18 20:03	03/23/18 19:08	EPA 3050B	1,6010C	AB
Calcium, Total	59200		mg/kg	9.27	3.24	2	03/20/18 20:03	03/23/18 19:08	EPA 3050B	1,6010C	AB
Chromium, Total	21.5		mg/kg	0.927	0.089	2	03/20/18 20:03	03/23/18 19:08	EPA 3050B	1,6010C	AB
Cobalt, Total	7.19		mg/kg	1.85	0.154	2	03/20/18 20:03	03/23/18 19:08	EPA 3050B	1,6010C	AB
Copper, Total	43.4		mg/kg	0.927	0.239	2	03/20/18 20:03	03/23/18 19:08	EPA 3050B	1,6010C	AB
Iron, Total	19200		mg/kg	4.63	0.837	2	03/20/18 20:03	03/23/18 19:08	EPA 3050B	1,6010C	AB
Lead, Total	109		mg/kg	4.63	0.248	2	03/20/18 20:03	03/23/18 19:08	EPA 3050B	1,6010C	AB
Magnesium, Total	17900		mg/kg	9.27	1.43	2	03/20/18 20:03	03/23/18 19:08	EPA 3050B	1,6010C	AB
Manganese, Total	450		mg/kg	0.927	0.147	2	03/20/18 20:03	03/23/18 19:08	EPA 3050B	1,6010C	AB
Mercury, Total	0.03	J	mg/kg	0.08	0.02	1	03/20/18 09:00	03/22/18 18:08	EPA 7471B	1,7471B	EA
Nickel, Total	20.2		mg/kg	2.32	0.224	2	03/20/18 20:03	03/23/18 19:08	EPA 3050B	1,6010C	AB
Potassium, Total	1540		mg/kg	232	13.3	2	03/20/18 20:03	03/23/18 19:08	EPA 3050B	1,6010C	AB
Selenium, Total	0.250	J	mg/kg	1.85	0.239	2	03/20/18 20:03	03/23/18 19:08	EPA 3050B	1,6010C	AB
Silver, Total	ND		mg/kg	0.927	0.262	2	03/20/18 20:03	03/23/18 19:08	EPA 3050B	1,6010C	AB
Sodium, Total	663		mg/kg	185	2.92	2	03/20/18 20:03	03/23/18 19:08	EPA 3050B	1,6010C	AB
Thallium, Total	ND		mg/kg	1.85	0.292	2	03/20/18 20:03	03/23/18 19:08	EPA 3050B	1,6010C	AB
Vanadium, Total	20.1		mg/kg	0.927	0.188	2	03/20/18 20:03	03/23/18 19:08	EPA 3050B	1,6010C	AB
Zinc, Total	138		mg/kg	4.63	0.272	2	03/20/18 20:03	03/23/18 19:08	EPA 3050B	1,6010C	AB

Project Name: 1111 ELMWOOD AVE.
Lab Number: L1809325
Project Number: B0369-018-001-004-00
Report Date: 03/26/18

SAMPLE RESULTS

Lab ID: L1809325-06
Client ID: SW-2
Sample Location: BUFFALO, NY
Date Collected: 03/19/18 11:00
Date Received: 03/19/18
Field Prep: Not Specified

Sample Depth:
Matrix: Soil
Percent Solids: 83%

Total Metals - Mansfield Lab

Parameter	Result	Qualifier	Units	RL	MDL	Dilution Factor	Date Prepared	Date Analyzed	Prep Method	Analytical Method	Analyst
Aluminum, Total	7720		mg/kg	9.47	2.56	2	03/20/18 20:03	03/23/18 19:13	EPA 3050B	1,6010C	AB
Antimony, Total	1.43	J	mg/kg	4.73	0.360	2	03/20/18 20:03	03/23/18 19:13	EPA 3050B	1,6010C	AB
Arsenic, Total	2.66		mg/kg	0.947	0.197	2	03/20/18 20:03	03/23/18 19:13	EPA 3050B	1,6010C	AB
Barium, Total	71.6		mg/kg	0.947	0.165	2	03/20/18 20:03	03/23/18 19:13	EPA 3050B	1,6010C	AB
Beryllium, Total	0.388	J	mg/kg	0.473	0.031	2	03/20/18 20:03	03/23/18 19:13	EPA 3050B	1,6010C	AB
Cadmium, Total	ND		mg/kg	0.947	0.093	2	03/20/18 20:03	03/23/18 19:13	EPA 3050B	1,6010C	AB
Calcium, Total	89900		mg/kg	94.7	33.1	20	03/20/18 20:03	03/23/18 21:37	EPA 3050B	1,6010C	AB
Chromium, Total	12.4		mg/kg	0.947	0.091	2	03/20/18 20:03	03/23/18 19:13	EPA 3050B	1,6010C	AB
Cobalt, Total	6.47		mg/kg	1.89	0.157	2	03/20/18 20:03	03/23/18 19:13	EPA 3050B	1,6010C	AB
Copper, Total	16.0		mg/kg	0.947	0.244	2	03/20/18 20:03	03/23/18 19:13	EPA 3050B	1,6010C	AB
Iron, Total	16400		mg/kg	4.73	0.855	2	03/20/18 20:03	03/23/18 19:13	EPA 3050B	1,6010C	AB
Lead, Total	13.2		mg/kg	4.73	0.254	2	03/20/18 20:03	03/23/18 19:13	EPA 3050B	1,6010C	AB
Magnesium, Total	22700		mg/kg	9.47	1.46	2	03/20/18 20:03	03/23/18 19:13	EPA 3050B	1,6010C	AB
Manganese, Total	422		mg/kg	0.947	0.150	2	03/20/18 20:03	03/23/18 19:13	EPA 3050B	1,6010C	AB
Mercury, Total	ND		mg/kg	0.08	0.02	1	03/20/18 09:00	03/22/18 18:10	EPA 7471B	1,7471B	EA
Nickel, Total	15.0		mg/kg	2.37	0.229	2	03/20/18 20:03	03/23/18 19:13	EPA 3050B	1,6010C	AB
Potassium, Total	1300		mg/kg	237	13.6	2	03/20/18 20:03	03/23/18 19:13	EPA 3050B	1,6010C	AB
Selenium, Total	ND		mg/kg	1.89	0.244	2	03/20/18 20:03	03/23/18 19:13	EPA 3050B	1,6010C	AB
Silver, Total	ND		mg/kg	0.947	0.268	2	03/20/18 20:03	03/23/18 19:13	EPA 3050B	1,6010C	AB
Sodium, Total	615		mg/kg	189	2.98	2	03/20/18 20:03	03/23/18 19:13	EPA 3050B	1,6010C	AB
Thallium, Total	ND		mg/kg	1.89	0.298	2	03/20/18 20:03	03/23/18 19:13	EPA 3050B	1,6010C	AB
Vanadium, Total	17.4		mg/kg	0.947	0.192	2	03/20/18 20:03	03/23/18 19:13	EPA 3050B	1,6010C	AB
Zinc, Total	58.4		mg/kg	4.73	0.277	2	03/20/18 20:03	03/23/18 19:13	EPA 3050B	1,6010C	AB

Project Name: 1111 ELMWOOD AVE.
Lab Number: L1809325
Project Number: B0369-018-001-004-00
Report Date: 03/26/18

SAMPLE RESULTS

Lab ID: L1809325-07
Client ID: SW-3
Sample Location: BUFFALO, NY
Date Collected: 03/19/18 12:37
Date Received: 03/19/18
Field Prep: Not Specified

Sample Depth:
Matrix: Soil
Percent Solids: 82%

Parameter	Result	Qualifier	Units	RL	MDL	Dilution Factor	Date Prepared	Date Analyzed	Prep Method	Analytical Method	Analyst
Total Metals - Mansfield Lab											
Aluminum, Total	8090		mg/kg	9.24	2.49	2	03/20/18 20:03	03/23/18 19:18	EPA 3050B	1,6010C	AB
Antimony, Total	1.42	J	mg/kg	4.62	0.351	2	03/20/18 20:03	03/23/18 19:18	EPA 3050B	1,6010C	AB
Arsenic, Total	3.76		mg/kg	0.924	0.192	2	03/20/18 20:03	03/23/18 19:18	EPA 3050B	1,6010C	AB
Barium, Total	75.1		mg/kg	0.924	0.161	2	03/20/18 20:03	03/23/18 19:18	EPA 3050B	1,6010C	AB
Beryllium, Total	0.434	J	mg/kg	0.462	0.031	2	03/20/18 20:03	03/23/18 19:18	EPA 3050B	1,6010C	AB
Cadmium, Total	0.185	J	mg/kg	0.924	0.091	2	03/20/18 20:03	03/23/18 19:18	EPA 3050B	1,6010C	AB
Calcium, Total	66600		mg/kg	9.24	3.23	2	03/20/18 20:03	03/23/18 19:18	EPA 3050B	1,6010C	AB
Chromium, Total	13.8		mg/kg	0.924	0.089	2	03/20/18 20:03	03/23/18 19:18	EPA 3050B	1,6010C	AB
Cobalt, Total	6.48		mg/kg	1.85	0.153	2	03/20/18 20:03	03/23/18 19:18	EPA 3050B	1,6010C	AB
Copper, Total	30.0		mg/kg	0.924	0.238	2	03/20/18 20:03	03/23/18 19:18	EPA 3050B	1,6010C	AB
Iron, Total	16700		mg/kg	4.62	0.834	2	03/20/18 20:03	03/23/18 19:18	EPA 3050B	1,6010C	AB
Lead, Total	60.8		mg/kg	4.62	0.248	2	03/20/18 20:03	03/23/18 19:18	EPA 3050B	1,6010C	AB
Magnesium, Total	18200		mg/kg	9.24	1.42	2	03/20/18 20:03	03/23/18 19:18	EPA 3050B	1,6010C	AB
Manganese, Total	391		mg/kg	0.924	0.147	2	03/20/18 20:03	03/23/18 19:18	EPA 3050B	1,6010C	AB
Mercury, Total	0.04	J	mg/kg	0.08	0.02	1	03/20/18 09:00	03/22/18 18:12	EPA 7471B	1,7471B	EA
Nickel, Total	16.0		mg/kg	2.31	0.224	2	03/20/18 20:03	03/23/18 19:18	EPA 3050B	1,6010C	AB
Potassium, Total	1390		mg/kg	231	13.3	2	03/20/18 20:03	03/23/18 19:18	EPA 3050B	1,6010C	AB
Selenium, Total	ND		mg/kg	1.85	0.238	2	03/20/18 20:03	03/23/18 19:18	EPA 3050B	1,6010C	AB
Silver, Total	ND		mg/kg	0.924	0.261	2	03/20/18 20:03	03/23/18 19:18	EPA 3050B	1,6010C	AB
Sodium, Total	372		mg/kg	185	2.91	2	03/20/18 20:03	03/23/18 19:18	EPA 3050B	1,6010C	AB
Thallium, Total	ND		mg/kg	1.85	0.291	2	03/20/18 20:03	03/23/18 19:18	EPA 3050B	1,6010C	AB
Vanadium, Total	17.7		mg/kg	0.924	0.188	2	03/20/18 20:03	03/23/18 19:18	EPA 3050B	1,6010C	AB
Zinc, Total	85.5		mg/kg	4.62	0.271	2	03/20/18 20:03	03/23/18 19:18	EPA 3050B	1,6010C	AB

Project Name: 1111 ELMWOOD AVE.
Lab Number: L1809325
Project Number: B0369-018-001-004-00
Report Date: 03/26/18

SAMPLE RESULTS

Lab ID: L1809325-08
Client ID: SW-4
Sample Location: BUFFALO, NY
Date Collected: 03/19/18 13:20
Date Received: 03/19/18
Field Prep: Not Specified

Sample Depth:
Matrix: Soil
Percent Solids: 85%

Total Metals - Mansfield Lab

Parameter	Result	Qualifier	Units	RL	MDL	Dilution Factor	Date Prepared	Date Analyzed	Prep Method	Analytical Method	Analyst
Aluminum, Total	8560		mg/kg	9.00	2.43	2	03/20/18 20:03	03/23/18 20:13	EPA 3050B	1,6010C	AB
Antimony, Total	1.43	J	mg/kg	4.50	0.342	2	03/20/18 20:03	03/23/18 20:13	EPA 3050B	1,6010C	AB
Arsenic, Total	2.87		mg/kg	0.900	0.187	2	03/20/18 20:03	03/23/18 20:13	EPA 3050B	1,6010C	AB
Barium, Total	83.9		mg/kg	0.900	0.157	2	03/20/18 20:03	03/23/18 20:13	EPA 3050B	1,6010C	AB
Beryllium, Total	0.450		mg/kg	0.450	0.030	2	03/20/18 20:03	03/23/18 20:13	EPA 3050B	1,6010C	AB
Cadmium, Total	0.090	J	mg/kg	0.900	0.088	2	03/20/18 20:03	03/23/18 20:13	EPA 3050B	1,6010C	AB
Calcium, Total	75200		mg/kg	90.0	31.5	20	03/20/18 20:03	03/26/18 11:16	EPA 3050B	1,6010C	JH
Chromium, Total	13.3		mg/kg	0.900	0.086	2	03/20/18 20:03	03/23/18 20:13	EPA 3050B	1,6010C	AB
Cobalt, Total	6.89		mg/kg	1.80	0.149	2	03/20/18 20:03	03/23/18 20:13	EPA 3050B	1,6010C	AB
Copper, Total	16.0		mg/kg	0.900	0.232	2	03/20/18 20:03	03/23/18 20:13	EPA 3050B	1,6010C	AB
Iron, Total	16900		mg/kg	4.50	0.813	2	03/20/18 20:03	03/23/18 20:13	EPA 3050B	1,6010C	AB
Lead, Total	12.6		mg/kg	4.50	0.241	2	03/20/18 20:03	03/23/18 20:13	EPA 3050B	1,6010C	AB
Magnesium, Total	19200		mg/kg	9.00	1.39	2	03/20/18 20:03	03/23/18 20:13	EPA 3050B	1,6010C	AB
Manganese, Total	411		mg/kg	0.900	0.143	2	03/20/18 20:03	03/23/18 20:13	EPA 3050B	1,6010C	AB
Mercury, Total	ND		mg/kg	0.07	0.02	1	03/20/18 09:00	03/22/18 18:13	EPA 7471B	1,7471B	EA
Nickel, Total	16.2		mg/kg	2.25	0.218	2	03/20/18 20:03	03/23/18 20:13	EPA 3050B	1,6010C	AB
Potassium, Total	1100		mg/kg	225	13.0	2	03/20/18 20:03	03/23/18 20:13	EPA 3050B	1,6010C	AB
Selenium, Total	0.234	J	mg/kg	1.80	0.232	2	03/20/18 20:03	03/23/18 20:13	EPA 3050B	1,6010C	AB
Silver, Total	ND		mg/kg	0.900	0.255	2	03/20/18 20:03	03/23/18 20:13	EPA 3050B	1,6010C	AB
Sodium, Total	269		mg/kg	180	2.84	2	03/20/18 20:03	03/23/18 20:13	EPA 3050B	1,6010C	AB
Thallium, Total	ND		mg/kg	1.80	0.284	2	03/20/18 20:03	03/23/18 20:13	EPA 3050B	1,6010C	AB
Vanadium, Total	18.3		mg/kg	0.900	0.183	2	03/20/18 20:03	03/23/18 20:13	EPA 3050B	1,6010C	AB
Zinc, Total	55.8		mg/kg	4.50	0.264	2	03/20/18 20:03	03/23/18 20:13	EPA 3050B	1,6010C	AB

Project Name: 1111 ELMWOOD AVE. **Lab Number:** L1809325

Project Number: B0369-018-001-004-00 **Report Date:** 03/26/18

Method Blank Analysis
Batch Quality Control

Parameter	Result	Qualifier	Units	RL	MDL	Dilution Factor	Date Prepared	Date Analyzed	Analytical Method	Analyst
Total Metals - Mansfield Lab for sample(s): 01-08 Batch: WG1098649-1										
Mercury, Total	ND		mg/kg	0.08	0.02	1	03/20/18 09:00	03/22/18 17:49	1,7471B	EA

Prep Information

Digestion Method: EPA 7471B

Parameter	Result	Qualifier	Units	RL	MDL	Dilution Factor	Date Prepared	Date Analyzed	Analytical Method	Analyst
Total Metals - Mansfield Lab for sample(s): 01-08 Batch: WG1098928-1										
Aluminum, Total	ND		mg/kg	4.00	1.08	1	03/20/18 20:03	03/23/18 16:03	1,6010C	AB
Antimony, Total	ND		mg/kg	2.00	0.152	1	03/20/18 20:03	03/23/18 16:03	1,6010C	AB
Arsenic, Total	ND		mg/kg	0.400	0.083	1	03/20/18 20:03	03/23/18 16:03	1,6010C	AB
Barium, Total	ND		mg/kg	0.400	0.070	1	03/20/18 20:03	03/23/18 16:03	1,6010C	AB
Beryllium, Total	ND		mg/kg	0.200	0.013	1	03/20/18 20:03	03/23/18 16:03	1,6010C	AB
Cadmium, Total	ND		mg/kg	0.400	0.039	1	03/20/18 20:03	03/23/18 16:03	1,6010C	AB
Calcium, Total	ND		mg/kg	4.00	1.40	1	03/20/18 20:03	03/23/18 16:03	1,6010C	AB
Chromium, Total	ND		mg/kg	0.400	0.038	1	03/20/18 20:03	03/23/18 16:03	1,6010C	AB
Cobalt, Total	ND		mg/kg	0.800	0.066	1	03/20/18 20:03	03/23/18 16:03	1,6010C	AB
Copper, Total	ND		mg/kg	0.400	0.103	1	03/20/18 20:03	03/23/18 16:03	1,6010C	AB
Iron, Total	0.732	J	mg/kg	2.00	0.361	1	03/20/18 20:03	03/23/18 18:39	1,6010C	AB
Lead, Total	ND		mg/kg	2.00	0.107	1	03/20/18 20:03	03/23/18 16:03	1,6010C	AB
Magnesium, Total	ND		mg/kg	4.00	0.616	1	03/20/18 20:03	03/23/18 18:39	1,6010C	AB
Manganese, Total	ND		mg/kg	0.400	0.064	1	03/20/18 20:03	03/23/18 16:03	1,6010C	AB
Nickel, Total	ND		mg/kg	1.00	0.097	1	03/20/18 20:03	03/23/18 16:03	1,6010C	AB
Potassium, Total	ND		mg/kg	100	5.76	1	03/20/18 20:03	03/23/18 16:03	1,6010C	AB
Selenium, Total	ND		mg/kg	0.800	0.103	1	03/20/18 20:03	03/23/18 16:03	1,6010C	AB
Silver, Total	ND		mg/kg	0.400	0.113	1	03/20/18 20:03	03/23/18 16:03	1,6010C	AB
Sodium, Total	6.42	J	mg/kg	80.0	1.26	1	03/20/18 20:03	03/23/18 16:03	1,6010C	AB
Thallium, Total	ND		mg/kg	0.800	0.126	1	03/20/18 20:03	03/23/18 16:03	1,6010C	AB
Vanadium, Total	ND		mg/kg	0.400	0.081	1	03/20/18 20:03	03/23/18 16:03	1,6010C	AB
Zinc, Total	ND		mg/kg	2.00	0.117	1	03/20/18 20:03	03/23/18 16:03	1,6010C	AB

Project Name: 1111 ELMWOOD AVE.
Project Number: B0369-018-001-004-00
Lab Number: L1809325
Report Date: 03/26/18

Method Blank Analysis
Batch Quality Control

Prep Information

Digestion Method: EPA 3050B

Lab Control Sample Analysis

Batch Quality Control

Project Name: 1111 ELMWOOD AVE.

Project Number: B0369-018-001-004-00

Lab Number: L1809325

Report Date: 03/26/18

Parameter	LCS %Recovery	Qual	LCSD %Recovery	Qual	%Recovery Limits	RPD	Qual	RPD Limits
Total Metals - Mansfield Lab Associated sample(s): 01-08 Batch: WG1098649-2 SRM Lot Number: D098-540								
Mercury, Total	70		-		50-149	-		

Lab Control Sample Analysis

Batch Quality Control

Project Name: 1111 ELMWOOD AVE.

Project Number: B0369-018-001-004-00

Lab Number: L1809325

Report Date: 03/26/18

Parameter	LCS %Recovery	LCSD %Recovery	%Recovery Limits	RPD	RPD Limits
Total Metals - Mansfield Lab Associated sample(s): 01-08 Batch: WG1098928-2 SRM Lot Number: D098-540					
Aluminum, Total	89	-	47-153	-	
Antimony, Total	150	-	6-194	-	
Arsenic, Total	116	-	83-117	-	
Barium, Total	108	-	82-118	-	
Beryllium, Total	107	-	83-117	-	
Cadmium, Total	116	-	82-117	-	
Calcium, Total	101	-	81-118	-	
Chromium, Total	115	-	83-119	-	
Cobalt, Total	115	-	84-116	-	
Copper, Total	115	-	84-116	-	
Iron, Total	97	-	60-140	-	
Lead, Total	110	-	82-117	-	
Magnesium, Total	90	-	76-124	-	
Manganese, Total	106	-	82-118	-	
Nickel, Total	115	-	82-117	-	
Potassium, Total	99	-	69-131	-	
Selenium, Total	114	-	78-121	-	
Silver, Total	115	-	80-120	-	
Sodium, Total	114	-	74-126	-	
Thallium, Total	110	-	80-119	-	
Vanadium, Total	110	-	79-121	-	

Lab Control Sample Analysis

Batch Quality Control

Project Name: 1111 ELMWOOD AVE.

Project Number: B0369-018-001-004-00

Lab Number: L1809325

Report Date: 03/26/18

Parameter	LCS %Recovery	LCSD %Recovery	%Recovery Limits	RPD	RPD Limits
Total Metals - Mansfield Lab Associated sample(s): 01-08 Batch: WG1098928-2 SRM Lot Number: D098-540					
Zinc, Total	113	-	81-119	-	

Matrix Spike Analysis
Batch Quality Control

Project Name: 1111 ELMWOOD AVE.
Project Number: B0369-018-001-004-00

Lab Number: L1809325
Report Date: 03/26/18

Parameter	Native Sample	MS Added	MS Found	MS %Recovery	Qual	MSD Found	MSD %Recovery	Qual	Recovery Limits	RPD	Qual	RPD Limits
Total Metals - Mansfield Lab Associated sample(s): 01-08 QC Batch ID: WG1098649-3 QC Sample: L1809325-01 Client ID: B-1												
Mercury, Total	0.06J	0.146	0.16	110		-	-		80-120	-		20

Matrix Spike Analysis
Batch Quality Control

Project Name: 1111 ELMWOOD AVE.
Project Number: B0369-018-001-004-00

Lab Number: L1809325
Report Date: 03/26/18

Parameter	Native Sample	MS Added	MS Found	MS %Recovery		MSD Found	MSD %Recovery	Recovery Limits	RPD	RPD Limits
Total Metals - Mansfield Lab Associated sample(s): 01-08 QC Batch ID: WG1098928-3 QC Sample: L1809297-01 Client ID: MS Sample										
Aluminum, Total	4590	182	5840	**685**	Q	-	-	75-125	-	20
Antimony, Total	1.90J	45.6	27.2	**60**	Q	-	-	75-125	-	20
Arsenic, Total	137.	11	65.7	**0**	Q	-	-	75-125	-	20
Barium, Total	27.3	182	142	**63**	Q	-	-	75-125	-	20
Beryllium, Total	0.325	4.56	3.34	**66**	Q	-	-	75-125	-	20
Cadmium, Total	1.06	4.65	3.19	**46**	Q	-	-	75-125	-	20
Calcium, Total	25900	913	60700	**3810**	Q	-	-	75-125	-	20
Chromium, Total	10.8	18.2	22.5	**64**	Q	-	-	75-125	-	20
Cobalt, Total	8.54	45.6	30.6	**48**	Q	-	-	75-125	-	20
Copper, Total	30.8	22.8	35.3	**20**	Q	-	-	75-125	-	20
Iron, Total	12800	91.3	16200	**3720**	Q	-	-	75-125	-	20
Lead, Total	20.4	46.5	48.7	**61**	Q	-	-	75-125	-	20
Magnesium, Total	5390	913	23400	**1970**	Q	-	-	75-125	-	20
Manganese, Total	298.	45.6	1080	**1710**	Q	-	-	75-125	-	20
Nickel, Total	10.9	45.6	33.7	**50**	Q	-	-	75-125	-	20
Potassium, Total	592.	913	1450	94		-	-	75-125	-	20
Selenium, Total	ND	11	7.56	**69**	Q	-	-	75-125	-	20
Silver, Total	ND	27.4	19.6	**72**	Q	-	-	75-125	-	20
Sodium, Total	215.	913	951	81		-	-	75-125	-	20
Thallium, Total	0.255J	11	6.50	**59**	Q	-	-	75-125	-	20
Vanadium, Total	20.8	45.6	46.0	**55**	Q	-	-	75-125	-	20

Matrix Spike Analysis
Batch Quality Control

Project Name: 1111 ELMWOOD AVE.
Project Number: B0369-018-001-004-00

Lab Number: L1809325
Report Date: 03/26/18

Parameter	Native Sample	MS Added	MS Found	MS %Recovery		MSD Found	MSD %Recovery	Recovery Limits	RPD	RPD Limits
Total Metals - Mansfield Lab Associated sample(s): 01-08 QC Batch ID: WG1098928-3 QC Sample: L1809297-01 Client ID: MS Sample										
Zinc, Total	160.	45.6	191	**68**	Q	-	-	75-125	-	20

Lab Duplicate Analysis
Batch Quality Control

Project Name: 1111 ELMWOOD AVE.
Project Number: B0369-018-001-00

Lab Number: L1809325
Report Date: 03/26/18

Parameter	Native Sample	Duplicate Sample	Units	RPD	Qual	RPD Limits
Total Metals - Mansfield Lab Associated sample(s): 01-08 QC Batch ID: WG1098649-4 QC Sample: L1809325-01 Client ID: B-1						
Mercury, Total	0.06J	0.02J	mg/kg	NC		20
Total Metals - Mansfield Lab Associated sample(s): 01-08 QC Batch ID: WG1098928-4 QC Sample: L1809297-01 Client ID: DUP Sample						
Arsenic, Total	137.	96.9	mg/kg	**34**	Q	20

INORGANICS
&
MISCELLANEOUS

Project Name: 1111 ELMWOOD AVE.
Project Number: B0369-018-001-004-00

Lab Number: L1809325
Report Date: 03/26/18

SAMPLE RESULTS

Lab ID: L1809325-01
Client ID: B-1
Sample Location: BUFFALO, NY

Date Collected: 03/19/18 09:49
Date Received: 03/19/18
Field Prep: Not Specified

Sample Depth:
Matrix: Soil

Parameter	Result	Qualifier	Units	RL	MDL	Dilution Factor	Date Prepared	Date Analyzed	Analytical Method	Analyst
General Chemistry - Westborough Lab										
Solids, Total	85.8		%	0.100	NA	1	-	03/20/18 10:20	121,2540G	RI

Project Name: 1111 ELMWOOD AVE.
Project Number: B0369-018-001-004-00

Lab Number: L1809325
Report Date: 03/26/18

SAMPLE RESULTS

Lab ID: L1809325-02
Client ID: B-2
Sample Location: BUFFALO, NY

Date Collected: 03/19/18 11:05
Date Received: 03/19/18
Field Prep: Not Specified

Sample Depth:
Matrix: Soil

Parameter	Result	Qualifier	Units	RL	MDL	Dilution Factor	Date Prepared	Date Analyzed	Analytical Method	Analyst
General Chemistry - Westborough Lab										
Solids, Total	84.4		%	0.100	NA	1	-	03/20/18 10:20	121,2540G	RI

Project Name: 1111 ELMWOOD AVE.
Project Number: B0369-018-001-004-00

Lab Number: L1809325
Report Date: 03/26/18

SAMPLE RESULTS

Lab ID: L1809325-03
Client ID: B-3
Sample Location: BUFFALO, NY

Date Collected: 03/19/18 12:42
Date Received: 03/19/18
Field Prep: Not Specified

Sample Depth:
Matrix: Soil

Parameter	Result	Qualifier	Units	RL	MDL	Dilution Factor	Date Prepared	Date Analyzed	Analytical Method	Analyst
General Chemistry - Westborough Lab										
Solids, Total	84.0		%	0.100	NA	1	-	03/20/18 10:20	121,2540G	RI

Project Name: 1111 ELMWOOD AVE.
Project Number: B0369-018-001-004-00

Lab Number: L1809325
Report Date: 03/26/18

SAMPLE RESULTS

Lab ID: L1809325-04
Client ID: B-4
Sample Location: BUFFALO, NY

Date Collected: 03/19/18 14:33
Date Received: 03/19/18
Field Prep: Not Specified

Sample Depth:
Matrix: Soil

Parameter	Result	Qualifier	Units	RL	MDL	Dilution Factor	Date Prepared	Date Analyzed	Analytical Method	Analyst
General Chemistry - Westborough Lab										
Solids, Total	85.3		%	0.100	NA	1	-	03/20/18 10:20	121,2540G	RI

Project Name: 1111 ELMWOOD AVE.
Project Number: B0369-018-001-004-00

Lab Number: L1809325
Report Date: 03/26/18

SAMPLE RESULTS

Lab ID: L1809325-05
Client ID: SW-1
Sample Location: BUFFALO, NY

Date Collected: 03/19/18 09:55
Date Received: 03/19/18
Field Prep: Not Specified

Sample Depth:
Matrix: Soil

Parameter	Result	Qualifier	Units	RL	MDL	Dilution Factor	Date Prepared	Date Analyzed	Analytical Method	Analyst
General Chemistry - Westborough Lab										
Solids, Total	82.1		%	0.100	NA	1	-	03/20/18 10:20	121,2540G	RI

Project Name: 1111 ELMWOOD AVE.
Project Number: B0369-018-001-004-00

Lab Number: L1809325
Report Date: 03/26/18

SAMPLE RESULTS

Lab ID: L1809325-06
Client ID: SW-2
Sample Location: BUFFALO, NY

Date Collected: 03/19/18 11:00
Date Received: 03/19/18
Field Prep: Not Specified

Sample Depth:
Matrix: Soil

Parameter	Result	Qualifier	Units	RL	MDL	Dilution Factor	Date Prepared	Date Analyzed	Analytical Method	Analyst
General Chemistry - Westborough Lab										
Solids, Total	82.5		%	0.100	NA	1	-	03/20/18 10:20	121,2540G	RI

Project Name: 1111 ELMWOOD AVE.
Project Number: B0369-018-001-004-00

Lab Number: L1809325
Report Date: 03/26/18

SAMPLE RESULTS

Lab ID: L1809325-07
Client ID: SW-3
Sample Location: BUFFALO, NY

Date Collected: 03/19/18 12:37
Date Received: 03/19/18
Field Prep: Not Specified

Sample Depth:
Matrix: Soil

Parameter	Result	Qualifier	Units	RL	MDL	Dilution Factor	Date Prepared	Date Analyzed	Analytical Method	Analyst
General Chemistry - Westborough Lab										
Solids, Total	81.7		%	0.100	NA	1	-	03/20/18 10:20	121,2540G	RI

Project Name: 1111 ELMWOOD AVE.
Project Number: B0369-018-001-004-00

Lab Number: L1809325
Report Date: 03/26/18

SAMPLE RESULTS

Lab ID: L1809325-08
Client ID: SW-4
Sample Location: BUFFALO, NY

Date Collected: 03/19/18 13:20
Date Received: 03/19/18
Field Prep: Not Specified

Sample Depth:
Matrix: Soil

Parameter	Result	Qualifier	Units	RL	MDL	Dilution Factor	Date Prepared	Date Analyzed	Analytical Method	Analyst
General Chemistry - Westborough Lab										
Solids, Total	85.0		%	0.100	NA	1	-	03/20/18 10:20	121,2540G	RI

Lab Duplicate Analysis
Batch Quality Control

Project Name: 1111 ELMWOOD AVE.
Project Number: B0369-018-001-00

Lab Number: L1809325
Report Date: 03/26/18

Parameter	Native Sample	Duplicate Sample	Units	RPD	Qual	RPD Limits
General Chemistry - Westborough Lab Associated sample(s): 01-08 QC Batch ID: WG1098749-1 QC Sample: L1809304-01 Client ID: DUP Sample						
Solids, Total	84.8	84.8	%	0		20

Project Name: 1111 ELMWOOD AVE.
Project Number: B0369-018-001-004-00

Lab Number: L1809325
Report Date: 03/26/18

Sample Receipt and Container Information

Were project specific reporting limits specified? YES

Cooler Information

Cooler	Custody Seal
A	Absent

Container Information

Container ID	Container Type	Cooler	Initial pH	Final pH	Temp deg C	Pres	Seal	Frozen Date/Time	Analysis(*)
L1809325-01A	Glass 120ml/4oz unpreserved	A	NA		4.7	Y	Absent		BE-TI(180),AS-TI(180),BA-TI(180),AG-TI(180),AL-TI(180),CR-TI(180),NI-TI(180),TL-TI(180),CU-TI(180),PB-TI(180),SB-TI(180),SE-TI(180),ZN-TI(180),CO-TI(180),V-TI(180),FE-TI(180),HG-T(28),MG-TI(180),MN-TI(180),CA-TI(180),CD-TI(180),K-TI(180),NA-TI(180)
L1809325-01B	Glass 120ml/4oz unpreserved	A	NA		4.7	Y	Absent		NYTCL-8270(14),TS(7)
L1809325-02A	Glass 120ml/4oz unpreserved	A	NA		4.7	Y	Absent		BE-TI(180),AS-TI(180),BA-TI(180),AG-TI(180),AL-TI(180),CR-TI(180),NI-TI(180),TL-TI(180),CU-TI(180),PB-TI(180),SB-TI(180),SE-TI(180),ZN-TI(180),CO-TI(180),V-TI(180),FE-TI(180),HG-T(28),MG-TI(180),MN-TI(180),CA-TI(180),CD-TI(180),K-TI(180),NA-TI(180)
L1809325-02B	Glass 120ml/4oz unpreserved	A	NA		4.7	Y	Absent		NYTCL-8270(14),TS(7)
L1809325-03A	Glass 120ml/4oz unpreserved	A	NA		4.7	Y	Absent		BE-TI(180),AS-TI(180),BA-TI(180),AG-TI(180),AL-TI(180),CR-TI(180),NI-TI(180),TL-TI(180),CU-TI(180),PB-TI(180),SB-TI(180),SE-TI(180),ZN-TI(180),CO-TI(180),V-TI(180),FE-TI(180),HG-T(28),MG-TI(180),MN-TI(180),CA-TI(180),CD-TI(180),K-TI(180),NA-TI(180)
L1809325-03B	Glass 120ml/4oz unpreserved	A	NA		4.7	Y	Absent		NYTCL-8270(14),TS(7)
L1809325-04A	Glass 120ml/4oz unpreserved	A	NA		4.7	Y	Absent		BE-TI(180),AS-TI(180),BA-TI(180),AG-TI(180),AL-TI(180),CR-TI(180),NI-TI(180),TL-TI(180),CU-TI(180),PB-TI(180),SB-TI(180),SE-TI(180),ZN-TI(180),CO-TI(180),V-TI(180),FE-TI(180),HG-T(28),MG-TI(180),MN-TI(180),CA-TI(180),CD-TI(180),K-TI(180),NA-TI(180)
L1809325-04B	Glass 120ml/4oz unpreserved	A	NA		4.7	Y	Absent		NYTCL-8270(14),TS(7),NYTCL-8081(14)
L1809325-05A	Glass 120ml/4oz unpreserved	A	NA		4.7	Y	Absent		BE-TI(180),AS-TI(180),BA-TI(180),AG-TI(180),AL-TI(180),CR-TI(180),NI-TI(180),TL-TI(180),CU-TI(180),PB-TI(180),SB-TI(180),SE-TI(180),ZN-TI(180),CO-TI(180),V-TI(180),FE-TI(180),HG-T(28),MG-TI(180),MN-TI(180),CA-TI(180),CD-TI(180),K-TI(180),NA-TI(180)
L1809325-05B	Glass 120ml/4oz unpreserved	A	NA		4.7	Y	Absent		NYTCL-8270(14),TS(7)

*Values in parentheses indicate holding time in days

Project Name: 1111 ELMWOOD AVE.
Project Number: B0369-018-001-004-00

Lab Number: L1809325
Report Date: 03/26/18

Container Information

Container ID	Container Type	Cooler	Initial pH	Final pH	Temp deg C	Pres	Seal	Frozen Date/Time	Analysis(*)
L1809325-06A	Glass 120ml/4oz unpreserved	A	NA		4.7	Y	Absent		BE-TI(180),AS-TI(180),BA-TI(180),AG-TI(180),AL-TI(180),CR-TI(180),NI-TI(180),TL-TI(180),CU-TI(180),PB-TI(180),SB-TI(180),SE-TI(180),ZN-TI(180),CO-TI(180),V-TI(180),FE-TI(180),HG-T(28),MG-TI(180),MN-TI(180),CA-TI(180),CD-TI(180),K-TI(180),NA-TI(180)
L1809325-06B	Glass 120ml/4oz unpreserved	A	NA		4.7	Y	Absent		NYTCL-8270(14),TS(7)
L1809325-07A	Glass 120ml/4oz unpreserved	A	NA		4.7	Y	Absent		BE-TI(180),AS-TI(180),BA-TI(180),AG-TI(180),AL-TI(180),CR-TI(180),NI-TI(180),TL-TI(180),CU-TI(180),PB-TI(180),SB-TI(180),SE-TI(180),ZN-TI(180),CO-TI(180),V-TI(180),FE-TI(180),HG-T(28),MG-TI(180),MN-TI(180),CA-TI(180),CD-TI(180),K-TI(180),NA-TI(180)
L1809325-07B	Glass 120ml/4oz unpreserved	A	NA		4.7	Y	Absent		NYTCL-8270(14),TS(7)
L1809325-08A	Glass 120ml/4oz unpreserved	A	NA		4.7	Y	Absent		BE-TI(180),AS-TI(180),BA-TI(180),AG-TI(180),AL-TI(180),CR-TI(180),NI-TI(180),TL-TI(180),CU-TI(180),PB-TI(180),SB-TI(180),SE-TI(180),ZN-TI(180),CO-TI(180),V-TI(180),FE-TI(180),HG-T(28),MG-TI(180),MN-TI(180),CA-TI(180),CD-TI(180),K-TI(180),NA-TI(180)
L1809325-08B	Glass 120ml/4oz unpreserved	A	NA		4.7	Y	Absent		NYTCL-8270(14),TS(7)

*Values in parentheses indicate holding time in days

Project Name:	1111 ELMWOOD AVE.	**Lab Number:**	L1809325
Project Number:	B0369-018-001-004-00	**Report Date:**	03/26/18

GLOSSARY

Acronyms

EDL	- Estimated Detection Limit: This value represents the level to which target analyte concentrations are reported as estimated values, when those target analyte concentrations are quantified below the reporting limit (RL). The EDL includes any adjustments from dilutions, concentrations or moisture content, where applicable. The use of EDLs is specific to the analysis of PAHs using Solid-Phase Microextraction (SPME).
EPA	- Environmental Protection Agency.
LCS	- Laboratory Control Sample: A sample matrix, free from the analytes of interest, spiked with verified known amounts of analytes or a material containing known and verified amounts of analytes.
LCSD	- Laboratory Control Sample Duplicate: Refer to LCS.
LFB	- Laboratory Fortified Blank: A sample matrix, free from the analytes of interest, spiked with verified known amounts of analytes or a material containing known and verified amounts of analytes.
MDL	- Method Detection Limit: This value represents the level to which target analyte concentrations are reported as estimated values, when those target analyte concentrations are quantified below the reporting limit (RL). The MDL includes any adjustments from dilutions, concentrations or moisture content, where applicable.
MS	- Matrix Spike Sample: A sample prepared by adding a known mass of target analyte to a specified amount of matrix sample for which an independent estimate of target analyte concentration is available.
MSD	- Matrix Spike Sample Duplicate: Refer to MS.
NA	- Not Applicable.
NC	- Not Calculated: Term is utilized when one or more of the results utilized in the calculation are non-detect at the parameter's reporting unit.
NDPA/DPA	- N-Nitrosodiphenylamine/Diphenylamine.
NI	- Not Ignitable.
NP	- Non-Plastic: Term is utilized for the analysis of Atterberg Limits in soil.
RL	- Reporting Limit: The value at which an instrument can accurately measure an analyte at a specific concentration. The RL includes any adjustments from dilutions, concentrations or moisture content, where applicable.
RPD	- Relative Percent Difference: The results from matrix and/or matrix spike duplicates are primarily designed to assess the precision of analytical results in a given matrix and are expressed as relative percent difference (RPD). Values which are less than five times the reporting limit for any individual parameter are evaluated by utilizing the absolute difference between the values; although the RPD value will be provided in the report.
SRM	- Standard Reference Material: A reference sample of a known or certified value that is of the same or similar matrix as the associated field samples.
STLP	- Semi-dynamic Tank Leaching Procedure per EPA Method 1315.
TIC	- Tentatively Identified Compound: A compound that has been identified to be present and is not part of the target compound list (TCL) for the method and/or program. All TICs are qualitatively identified and reported as estimated concentrations.

Footnotes

1	- The reference for this analyte should be considered modified since this analyte is absent from the target analyte list of the original method.

Terms

Analytical Method: Both the document from which the method originates and the analytical reference method. (Example: EPA 8260B is shown as 1,8260B.) The codes for the reference method documents are provided in the References section of the Addendum.

Final pH: As it pertains to Sample Receipt & Container Information section of the report, Final pH reflects pH of container determined after adjustment at the laboratory, if applicable. If no adjustment required, value reflects Initial pH.

Frozen Date/Time: With respect to Volatile Organics in soil, Frozen Date/Time reflects the date/time at which associated Reagent Water-preserved vials were initially frozen. Note: If frozen date/time is beyond 48 hours from sample collection, value will be reflected in 'bold'.

Initial pH: As it pertains to Sample Receipt & Container Information section of the report, Initial pH reflects pH of container determined upon receipt, if applicable.

Total: With respect to Organic analyses, a 'Total' result is defined as the summation of results for individual isomers or Aroclors. If a 'Total' result is requested, the results of its individual components will also be reported. This is applicable to 'Total' results for methods 8260, 8081 and 8082.

Data Qualifiers

A	- Spectra identified as "Aldol Condensation Product".
B	- The analyte was detected above the reporting limit in the associated method blank. Flag only applies to associated field samples that have detectable concentrations of the analyte at less than ten times (10x) the concentration found in the blank. For MCP-related

Report Format: DU Report with 'J' Qualifiers

Project Name:	1111 ELMWOOD AVE.	**Lab Number:**	L1809325
Project Number:	B0369-018-001-004-00	**Report Date:**	03/26/18

Data Qualifiers

projects, flag only applies to associated field samples that have detectable concentrations of the analyte at less than ten times (10x) the concentration found in the blank. For DOD-related projects, flag only applies to associated field samples that have detectable concentrations of the analyte at less than ten times (10x) the concentration found in the blank AND the analyte was detected above one-half the reporting limit (or above the reporting limit for common lab contaminants) in the associated method blank. For NJ-Air-related projects, flag only applies to associated field samples that have detectable concentrations of the analyte above the reporting limit. For NJ-related projects (excluding Air), flag only applies to associated field samples that have detectable concentrations of the analyte, which was detected above the reporting limit in the associated method blank or above five times the reporting limit for common lab contaminants (Phthalates, Acetone, Methylene Chloride, 2-Butanone).

C - Co-elution: The target analyte co-elutes with a known lab standard (i.e. surrogate, internal standards, etc.) for co-extracted analyses.

D - Concentration of analyte was quantified from diluted analysis. Flag only applies to field samples that have detectable concentrations of the analyte.

E - Concentration of analyte exceeds the range of the calibration curve and/or linear range of the instrument.

G - The concentration may be biased high due to matrix interferences (i.e, co-elution) with non-target compound(s). The result should be considered estimated.

H - The analysis of pH was performed beyond the regulatory-required holding time of 15 minutes from the time of sample collection.

I - The lower value for the two columns has been reported due to obvious interference.

M - Reporting Limit (RL) exceeds the MCP CAM Reporting Limit for this analyte.

NJ - Presumptive evidence of compound. This represents an estimated concentration for Tentatively Identified Compounds (TICs), where the identification is based on a mass spectral library search.

P - The RPD between the results for the two columns exceeds the method-specified criteria.

Q - The quality control sample exceeds the associated acceptance criteria. For DOD-related projects, LCS and/or Continuing Calibration Standard exceedences are also qualified on all associated sample results. Note: This flag is not applicable for matrix spike recoveries when the sample concentration is greater than 4x the spike added or for batch duplicate RPD when the sample concentrations are less than 5x the RL. (Metals only.)

R - Analytical results are from sample re-analysis.

RE - Analytical results are from sample re-extraction.

S - Analytical results are from modified screening analysis.

J - Estimated value. The Target analyte concentration is below the quantitation limit (RL), but above the Method Detection Limit (MDL) or Estimated Detection Limit (EDL) for SPME-related analyses. This represents an estimated concentration for Tentatively Identified Compounds (TICs).

ND - Not detected at the method detection limit (MDL) for the sample, or estimated detection limit (EDL) for SPME-related analyses.

Report Format: DU Report with 'J' Qualifiers

Project Name:	1111 ELMWOOD AVE.	**Lab Number:**	L1809325
Project Number:	B0369-018-001-004-00	**Report Date:**	03/26/18

REFERENCES

1 Test Methods for Evaluating Solid Waste: Physical/Chemical Methods. EPA SW-846. Third Edition. Updates I - IV, 2007.

121 Standard Methods for the Examination of Water and Wastewater. APHA-AWWA-WEF. Standard Methods Online.

LIMITATION OF LIABILITIES

Alpha Analytical performs services with reasonable care and diligence normal to the analytical testing laboratory industry. In the event of an error, the sole and exclusive responsibility of Alpha Analytical shall be to re-perform the work at it's own expense. In no event shall Alpha Analytical be held liable for any incidental, consequential or special damages, including but not limited to, damages in any way connected with the use of, interpretation of, information or analysis provided by Alpha Analytical.

We strongly urge our clients to comply with EPA protocol regarding sample volume, preservation, cooling, containers, sampling procedures, holding time and splitting of samples in the field.

Certification Information

The following analytes are not included in our Primary NELAP Scope of Accreditation:

Westborough Facility
EPA 624: m/p-xylene, o-xylene
EPA 8260C: NPW: 1,2,4,5-Tetramethylbenzene; 4-Ethyltoluene, Azobenzene; SCM: Iodomethane (methyl iodide), Methyl methacrylate, 1,2,4,5-Tetramethylbenzene; 4-Ethyltoluene.
EPA 8270D: NPW: Dimethylnaphthalene,1,4-Diphenylhydrazine; SCM: Dimethylnaphthalene,1,4-Diphenylhydrazine.
EPA 300: DW: Bromide
EPA 6860: SCM: Perchlorate
EPA 9010: NPW and SCM: Amenable Cyanide Distillation
SM4500: NPW: Amenable Cyanide, Dissolved Oxygen; SCM: Total Phosphorus, TKN, NO2, NO3.

Mansfield Facility
SM 2540D: TSS
EPA 8082A: NPW: PCB: 1, 5, 31, 87,101, 110, 141, 151, 153, 180, 183, 187.
EPA TO-15: Halothane, 2,4,4-Trimethyl-2-pentene, 2,4,4-Trimethyl-1-pentene, Thiophene, 2-Methylthiophene, 3-Methylthiophene, 2-Ethylthiophene, 1,2,3-Trimethylbenzene, Indan, Indene, 1,2,4,5-Tetramethylbenzene, Benzothiophene, 1-Methylnaphthalene.
Biological Tissue Matrix: EPA 3050B

The following analytes are included in our Massachusetts DEP Scope of Accreditation

Westborough Facility:

Drinking Water
EPA 300.0: Chloride, Nitrate-N, Fluoride, Sulfate; **EPA 353.2**: Nitrate-N, Nitrite-N; **SM4500NO3-F**: Nitrate-N, Nitrite-N; **SM4500F-C, SM4500CN-CE, EPA 180.1, SM2130B, SM4500CI-D, SM2320B, SM2540C, SM4500H-B**
EPA 332: Perchlorate; **EPA 524.2:** THMs and VOCs; **EPA 504.1:** EDB, DBCP.
Microbiology: **SM9215B; SM9223-P/A, SM9223B-Colilert-QT,SM9222D**.

Non-Potable Water
SM4500H,B, EPA 120.1, SM2510B, SM2540C, SM2320B, SM4500CL-E, SM4500F-BC, SM4500NH3-BH: Ammonia-N and Kjeldahl-N, **EPA 350.1**: Ammonia-N, **LACHAT 10-107-06-1-B**: Ammonia-N, **EPA 351.1, SM4500NO3-F, EPA 353.2**: Nitrate-N**, EPA 351.1, SM4500P-E, SM4500P-B, E, SM4500SO4-E, SM5220D, EPA 410.4, SM5210B, SM5310C, SM4500CL-D, EPA 1664, EPA 420.1, SM4500-CN-CE, SM2540D.**
EPA 624: Volatile Halocarbons & Aromatics,
EPA 608: Chlordane, Toxaphene, Aldrin, alpha-BHC, beta-BHC, gamma-BHC, delta-BHC, Dieldrin, DDD, DDE, DDT, Endosulfan I, Endosulfan II, Endosulfan sulfate, Endrin, Endrin Aldehyde, Heptachlor, Heptachlor Epoxide, PCBs
EPA 625: SVOC (Acid/Base/Neutral Extractables), **EPA 600/4-81-045**: PCB-Oil.
Microbiology: **SM9223B-Colilert-QT; Enterolert-QT, SM9221E, SM9222D.**

Mansfield Facility:

Drinking Water
EPA 200.7: Al, Ba, Be, Cd, Cr, Cu, Mn, Ni, Na, Ag, Ca, Zn. **EPA 200.8:** Al, Sb, As, Ba, Be, Cd, Cr, Cu, Pb, Mn, Ni, Se, Ag, TL, Zn. **EPA 245.1** Hg.
EPA 522.

Non-Potable Water
EPA 200.7: Al, Sb, As, Be, Cd, Ca, Cr, Co, Cu, Fe, Pb, Mg, Mn, Mo, Ni, K, Se, Ag, Na, Sr, TL, Ti, V, Zn.
EPA 200.8: Al, Sb, As, Be, Cd, Cr, Cu, Pb, Mn, Ni, Se, Ag, TL, Zn.
EPA 245.1 Hg.
SM2340B

For a complete listing of analytes and methods, please contact your Alpha Project Manager.

ALPHA

NEW YORK CHAIN OF CUSTODY

Westborough, MA 01581
8 Walkup Dr.
TEL: 508-898-9220
FAX: 508-898-9193

Mansfield, MA 02048
320 Forbes Blvd
TEL: 508-822-9300
FAX: 508-822-3288

Service Centers
Mahwah, NJ 07430: 35 Whitney Rd, Suite 5
Albany, NY 12205: 14 Walker Way
Tonawanda, NY 14150: 275 Cooper Ave, Suite 105

Page 1 of 1

Date Rec'd in Lab: 3/20/18

ALPHA Job #: L1809325

Project Information

Project Name: 1111 Elmwood Ave
Project Location: Buffalo NY
Project #: B0369-018-001-004-002
(Use Project name as Project #) ☒
Project Manager: Chris Burr
ALPHAQuote #:

Turn-Around Time

Standard ☒ Due Date:
Rush (only if pre approved) ☐ # of Days:

Client Information

Client: Benchmark Eng
Address: 2558 Hamburg TP
Suite 300 Lockwood NY
Phone: (716) 818-8358
Fax: (716) 856-0583
Email: TBehrendt@Tunkyllc

Deliverables

☐ ASP-A ☐ ASP-B
☐ EQuIS (1 File) ☐ EQuIS (4 File)
☐ Other

Regulatory Requirement

☐ NY TOGS ☐ NY Part 375
☐ AWQ Standards ☐ NY CP-51
☐ NY Restricted Use ☐ Other
☐ NY Unrestricted Use
☐ NYC Sewer Discharge

Billing Information

☐ Same as Client Info
PO #

Disposal Site Information

Please identify below location of applicable disposal facilities.

Disposal Facility:
☐ NJ ☐ NY
☐ Other:

These samples have been previously analyzed by Alpha ☐

Other project specific requirements/comments:

CAT B

Please specify Metals or TAL.

ANALYSIS

Sample Filtration
☐ Done
☐ Lab to do
Preservation
☐ Lab to do
(Please Specify below)

ALPHA Lab ID (Lab Use Only)	Sample ID	Collection Date	Collection Time	Sample Matrix	Sampler's Initials	TAL METALS	TCL SVOCs							Sample Specific Comments	Total Bottles
09325-01	B-1	3/19/18	949	Soil	TAB	X	X								2
-02	B-2		1105			X	X								2
-03	B-3		1242			X	X								2
-04	B-4		1433			X	X								2
-05	SW-1		955			X	X								2
-06	SW-2		1100			X	X								2
-07	SW-3		1237			X	X								2
-08	SW-4		1320			X	X								2

Preservative Code:
A = None
B = HCl
C = HNO_3
D = H_2SO_4
E = NaOH
F = MeOH
G = $NaHSO_4$
H = $Na_2S_2O_3$
K/E = Zn Ac/NaOH
O = Other

Container Code
P = Plastic
A = Amber Glass
V = Vial
G = Glass
B = Bacteria Cup
C = Cube
O = Other
E = Encore
D = BOD Bottle

Westboro: Certification No: MA935
Mansfield: Certification No: MA015

Container Type	A	A
Preservative	A	A

Relinquished By:	Date/Time	Received By:	Date/Time
[signature]	3/19/18 ~~1653~~	Curt Maslowski	3/19/18
Curt Maslowski AAL 15:53	3/19/18 1553	AAL	~~1553~~ ~~16:54~~
		Jessie R. Vega [signature]	3/20/18 00:40

Please print clearly, legibly and completely. Samples can not be logged in and turnaround time clock will not start until any ambiguities are resolved. BY EXECUTING THIS COC, THE CLIENT HAS READ AND AGREES TO BE BOUND BY ALPHA'S TERMS & CONDITIONS. (See reverse side.)

Form No: 01-25 HC (rev. 30-Sept-2013)

ANALYTICAL REPORT

Lab Number:	L1809534
Client:	Benchmark & Turnkey Companies 2558 Hamburg Turnpike Suite 300 Buffalo, NY 14218
ATTN:	Chris Boron
Phone:	(716) 856-0599
Project Name:	1111 ELMWOOD
Project Number:	B0369-018-004-002
Report Date:	03/28/18

The original project report/data package is held by Alpha Analytical. This report/data package is paginated and should be reproduced only in its entirety. Alpha Analytical holds no responsibility for results and/or data that are not consistent with the original.

Certifications & Approvals: MA (M-MA086), NH NELAP (2064), NJ NELAP (MA935), CT (PH-0574), IL (200077), ME (MA00086), MD (348), NY (11148), NC (25700/666), PA (68-03671), RI (LAO00065), TX (T104704476), VT (VT-0935), VA (460195), USDA (Permit #P330-14-00197).

Eight Walkup Drive, Westborough, MA 01581-1019
508-898-9220 (Fax) 508-898-9193 800-624-9220 - www.alphalab.com

Project Name: 1111 ELMWOOD
Project Number: B0369-018-004-002

Lab Number: L1809534
Report Date: 03/28/18

Alpha Sample ID	Client ID	Matrix	Sample Location	Collection Date/Time	Receive Date
L1809534-01	B-5	SOIL	BUFFALO, NY	03/20/18 08:49	03/20/18
L1809534-02	SW-5	SOIL	BUFFALO, NY	03/20/18 08:56	03/20/18
L1809534-03	B-6	SOIL	BUFFALO, NY	03/20/18 09:17	03/20/18
L1809534-04	SW-6	SOIL	BUFFALO, NY	03/20/18 11:46	03/20/18
L1809534-05	B-7	SOIL	BUFFALO, NY	03/20/18 10:49	03/20/18
L1809534-06	B-8	SOIL	BUFFALO, NY	03/20/18 12:27	03/20/18
L1809534-07	BLIND DUP #1	SOIL	BUFFALO, NY	03/20/18 12:00	03/20/18
L1809534-08	B-9	SOIL	BUFFALO, NY	03/20/18 14:28	03/20/18
L1809534-09	B-10	SOIL	BUFFALO, NY	03/20/18 14:36	03/20/18

Project Name: 1111 ELMWOOD
Project Number: B0369-018-004-002

Lab Number: L1809534
Report Date: 03/28/18

Case Narrative

The samples were received in accordance with the Chain of Custody and no significant deviations were encountered during the preparation or analysis unless otherwise noted. Sample Receipt, Container Information, and the Chain of Custody are located at the back of the report.

Results contained within this report relate only to the samples submitted under this Alpha Lab Number and meet NELAP requirements for all NELAP accredited parameters unless otherwise noted in the following narrative. The data presented in this report is organized by parameter (i.e. VOC, SVOC, etc.). Sample specific Quality Control data (i.e. Surrogate Spike Recovery) is reported at the end of the target analyte list for each individual sample, followed by the Laboratory Batch Quality Control at the end of each parameter. Tentatively Identified Compounds (TICs), if requested, are reported for compounds identified to be present and are not part of the method/program Target Compound List, even if only a subset of the TCL are being reported. If a sample was re-analyzed or re-extracted due to a required quality control corrective action and if both sets of data are reported, the Laboratory ID of the re-analysis or re-extraction is designated with an "R" or "RE", respectively. When multiple Batch Quality Control elements are reported (e.g. more than one LCS), the associated samples for each element are noted in the grey shaded header line of each data table. Any Laboratory Batch, Sample Specific % recovery or RPD value that is outside the listed Acceptance Criteria is bolded in the report. All specific QC information is also incorporated in the Data Usability format of our Data Merger tool where it can be reviewed along with any associated usability implications. Soil/sediments, solids and tissues are reported on a dry weight basis unless otherwise noted. Definitions of all data qualifiers and acronyms used in this report are provided in the Glossary located at the back of the report.

In reference to questions H (CAM) or 4 (RCP) when "NO" is checked, the performance criteria for CAM and RCP methods allow for some quality control failures to occur and still be within method compliance. In these instances the specific failure is not narrated but noted in the associated QC table. The information is also incorporated in the Data Usability format of our Data Merger tool where it can be reviewed along with any associated usability implications.

Please see the associated ADEx data file for a comparison of laboratory reporting limits that were achieved with the regulatory Numerical Standards requested on the Chain of Custody.

HOLD POLICY
For samples submitted on hold, Alpha's policy is to hold samples (with the exception of Air canisters) free of charge for 21 calendar days from the date the project is completed. After 21 calendar days, we will dispose of all samples submitted including those put on hold unless you have contacted your Client Service Representative and made arrangements for Alpha to continue to hold the samples. Air canisters will be disposed after 3 business days from the date the project is completed.

Please contact Client Services at 800-624-9220 with any questions.

Project Name: 1111 ELMWOOD **Lab Number:** L1809534
Project Number: B0369-018-004-002 **Report Date:** 03/28/18

Case Narrative (continued)

Report Submission

All non-detect (ND) or estimated concentrations (J-qualified) have been quantitated to the limit noted in the MDL column.

Sample Receipt

At the client's request, the Pesticide analysis was performed on L1809534-09.

Total Metals

L1809534-01 through -09: The sample has elevated detection limits for all elements, with the exception of mercury, due to the dilution required by matrix interferences encountered during analysis.

The WG1099396-3/-4 MS/MSD recoveries, performed on L1809534-08, are outside the acceptance criteria for mercury (143%/143%). A post digestion spike was performed and was within acceptance criteria.

The WG1099710-3/-4 MS/MSD recoveries for aluminum (496%/453%), calcium (242%/0%), iron (881%/453%), magnesium (33%/45%) and manganese (148%/127%), performed on L1809534-08, do not apply because the sample concentrations are greater than four times the spike amounts added.

The WG1099710-3/-4 MS/MSD recoveries, performed on L1809534-08, are outside the acceptance criteria for antimony (54%/53%), cobalt (MSD 72%), copper (MS 126%), lead (MSD 69%), nickel (MSD 72%), selenium (70%/60%), thallium (63%/58%) and zinc (MSD 73%). A post digestion spike was performed and yielded unacceptable recoveries for cobalt (70%), copper (129%), lead (73%), nickel (69%), selenium (70%), thallium (61%) and zinc (69%); all other compounds were within acceptance criteria. This has been attributed to sample matrix.

The WG1099710-3/-4 MS/MSD RPD for copper (21%), performed on L1809534-08, is above the acceptance criteria.

The WG1100709-3 MS recovery, performed on L1809534-01, is outside the acceptance criteria for mercury (129%). A post digestion spike was performed and was within acceptance criteria.

I, the undersigned, attest under the pains and penalties of perjury that, to the best of my knowledge and belief and based upon my personal inquiry of those responsible for providing the information contained in this analytical report, such information is accurate and complete. This certificate of analysis is not complete unless this page accompanies any and all pages of this report.

Authorized Signature:  Lisa Westerlind

Title: Technical Director/Representative Date: 03/28/18

ORGANICS

SEMIVOLATILES

Project Name: 1111 ELMWOOD
Project Number: B0369-018-004-002
Lab Number: L1809534
Report Date: 03/28/18

SAMPLE RESULTS

Lab ID: L1809534-01
Client ID: B-5
Sample Location: BUFFALO, NY

Date Collected: 03/20/18 08:49
Date Received: 03/20/18
Field Prep: Not Specified

Sample Depth:
Matrix: Soil
Analytical Method: 1,8270D
Analytical Date: 03/23/18 23:48
Analyst: CB
Percent Solids: 85%

Extraction Method: EPA 3546
Extraction Date: 03/22/18 20:33

Parameter	Result	Qualifier	Units	RL	MDL	Dilution Factor
Semivolatile Organics by GC/MS - Westborough Lab						
Acenaphthene	ND		ug/kg	160	20.	1
Hexachlorobenzene	ND		ug/kg	120	22.	1
Bis(2-chloroethyl)ether	ND		ug/kg	170	26.	1
2-Chloronaphthalene	ND		ug/kg	190	19.	1
3,3'-Dichlorobenzidine	ND		ug/kg	190	52.	1
2,4-Dinitrotoluene	ND		ug/kg	190	39.	1
2,6-Dinitrotoluene	ND		ug/kg	190	33.	1
Fluoranthene	ND		ug/kg	120	22.	1
4-Chlorophenyl phenyl ether	ND		ug/kg	190	21.	1
4-Bromophenyl phenyl ether	ND		ug/kg	190	30.	1
Bis(2-chloroisopropyl)ether	ND		ug/kg	230	33.	1
Bis(2-chloroethoxy)methane	ND		ug/kg	210	19.	1
Hexachlorobutadiene	ND		ug/kg	190	28.	1
Hexachlorocyclopentadiene	ND		ug/kg	550	180	1
Hexachloroethane	ND		ug/kg	160	31.	1
Isophorone	ND		ug/kg	170	25.	1
Naphthalene	ND		ug/kg	190	24.	1
Nitrobenzene	ND		ug/kg	170	29.	1
NDPA/DPA	ND		ug/kg	160	22.	1
n-Nitrosodi-n-propylamine	ND		ug/kg	190	30.	1
Bis(2-ethylhexyl)phthalate	ND		ug/kg	190	67.	1
Butyl benzyl phthalate	ND		ug/kg	190	49.	1
Di-n-butylphthalate	ND		ug/kg	190	37.	1
Di-n-octylphthalate	ND		ug/kg	190	66.	1
Diethyl phthalate	ND		ug/kg	190	18.	1
Dimethyl phthalate	ND		ug/kg	190	41.	1
Benzo(a)anthracene	ND		ug/kg	120	22.	1
Benzo(a)pyrene	ND		ug/kg	160	47.	1

Project Name: 1111 ELMWOOD **Lab Number:** L1809534

Project Number: B0369-018-004-002 **Report Date:** 03/28/18

SAMPLE RESULTS

Lab ID: L1809534-01 Date Collected: 03/20/18 08:49

Client ID: B-5 Date Received: 03/20/18

Sample Location: BUFFALO, NY Field Prep: Not Specified

Sample Depth:

Parameter	Result	Qualifier	Units	RL	MDL	Dilution Factor
Semivolatile Organics by GC/MS - Westborough Lab						
Benzo(b)fluoranthene	ND		ug/kg	120	33.	1
Benzo(k)fluoranthene	ND		ug/kg	120	31.	1
Chrysene	ND		ug/kg	120	20.	1
Acenaphthylene	ND		ug/kg	160	30.	1
Anthracene	ND		ug/kg	120	38.	1
Benzo(ghi)perylene	ND		ug/kg	160	23.	1
Fluorene	ND		ug/kg	190	19.	1
Phenanthrene	ND		ug/kg	120	24.	1
Dibenzo(a,h)anthracene	ND		ug/kg	120	22.	1
Indeno(1,2,3-cd)pyrene	ND		ug/kg	160	27.	1
Pyrene	ND		ug/kg	120	19.	1
Biphenyl	ND		ug/kg	440	45.	1
4-Chloroaniline	ND		ug/kg	190	35.	1
2-Nitroaniline	ND		ug/kg	190	37.	1
3-Nitroaniline	ND		ug/kg	190	36.	1
4-Nitroaniline	ND		ug/kg	190	80.	1
Dibenzofuran	ND		ug/kg	190	18.	1
2-Methylnaphthalene	ND		ug/kg	230	23.	1
1,2,4,5-Tetrachlorobenzene	ND		ug/kg	190	20.	1
Acetophenone	ND		ug/kg	190	24.	1
2,4,6-Trichlorophenol	ND		ug/kg	120	37.	1
p-Chloro-m-cresol	ND		ug/kg	190	29.	1
2-Chlorophenol	ND		ug/kg	190	23.	1
2,4-Dichlorophenol	ND		ug/kg	170	31.	1
2,4-Dimethylphenol	ND		ug/kg	190	64.	1
2-Nitrophenol	ND		ug/kg	420	73.	1
4-Nitrophenol	ND		ug/kg	270	79.	1
2,4-Dinitrophenol	ND		ug/kg	930	90.	1
4,6-Dinitro-o-cresol	ND		ug/kg	500	93.	1
Pentachlorophenol	ND		ug/kg	160	43.	1
Phenol	ND		ug/kg	190	29.	1
2-Methylphenol	ND		ug/kg	190	30.	1
3-Methylphenol/4-Methylphenol	ND		ug/kg	280	30.	1
2,4,5-Trichlorophenol	ND		ug/kg	190	37.	1
Carbazole	ND		ug/kg	190	19.	1
Atrazine	ND		ug/kg	160	68.	1
Benzaldehyde	ND		ug/kg	260	52.	1

Project Name: 1111 ELMWOOD
Lab Number: L1809534
Project Number: B0369-018-004-002
Report Date: 03/28/18

SAMPLE RESULTS

Lab ID: L1809534-01
Client ID: B-5
Sample Location: BUFFALO, NY
Date Collected: 03/20/18 08:49
Date Received: 03/20/18
Field Prep: Not Specified

Sample Depth:

Parameter	Result	Qualifier	Units	RL	MDL	Dilution Factor
Semivolatile Organics by GC/MS - Westborough Lab						
Caprolactam	ND		ug/kg	190	59.	1
2,3,4,6-Tetrachlorophenol	ND		ug/kg	190	39.	1

Surrogate	% Recovery	Qualifier	Acceptance Criteria
2-Fluorophenol	91		25-120
Phenol-d6	89		10-120
Nitrobenzene-d5	84		23-120
2-Fluorobiphenyl	86		30-120
2,4,6-Tribromophenol	80		10-136
4-Terphenyl-d14	87		18-120

Project Name: 1111 ELMWOOD
Project Number: B0369-018-004-002
Lab Number: L1809534
Report Date: 03/28/18

SAMPLE RESULTS

Lab ID: L1809534-02
Client ID: SW-5
Sample Location: BUFFALO, NY

Date Collected: 03/20/18 08:56
Date Received: 03/20/18
Field Prep: Not Specified

Sample Depth:
Matrix: Soil
Analytical Method: 1,8270D
Analytical Date: 03/24/18 00:14
Analyst: CB
Percent Solids: 88%

Extraction Method: EPA 3546
Extraction Date: 03/22/18 20:33

Parameter	Result	Qualifier	Units	RL	MDL	Dilution Factor
Semivolatile Organics by GC/MS - Westborough Lab						
Acenaphthene	ND		ug/kg	150	19.	1
Hexachlorobenzene	ND		ug/kg	110	21.	1
Bis(2-chloroethyl)ether	ND		ug/kg	170	25.	1
2-Chloronaphthalene	ND		ug/kg	190	18.	1
3,3'-Dichlorobenzidine	ND		ug/kg	190	49.	1
2,4-Dinitrotoluene	ND		ug/kg	190	37.	1
2,6-Dinitrotoluene	ND		ug/kg	190	32.	1
Fluoranthene	ND		ug/kg	110	21.	1
4-Chlorophenyl phenyl ether	ND		ug/kg	190	20.	1
4-Bromophenyl phenyl ether	ND		ug/kg	190	28.	1
Bis(2-chloroisopropyl)ether	ND		ug/kg	220	32.	1
Bis(2-chloroethoxy)methane	ND		ug/kg	200	19.	1
Hexachlorobutadiene	ND		ug/kg	190	27.	1
Hexachlorocyclopentadiene	ND		ug/kg	530	170	1
Hexachloroethane	ND		ug/kg	150	30.	1
Isophorone	ND		ug/kg	170	24.	1
Naphthalene	ND		ug/kg	190	23.	1
Nitrobenzene	ND		ug/kg	170	28.	1
NDPA/DPA	ND		ug/kg	150	21.	1
n-Nitrosodi-n-propylamine	ND		ug/kg	190	29.	1
Bis(2-ethylhexyl)phthalate	ND		ug/kg	190	64.	1
Butyl benzyl phthalate	ND		ug/kg	190	47.	1
Di-n-butylphthalate	ND		ug/kg	190	35.	1
Di-n-octylphthalate	ND		ug/kg	190	63.	1
Diethyl phthalate	ND		ug/kg	190	17.	1
Dimethyl phthalate	ND		ug/kg	190	39.	1
Benzo(a)anthracene	ND		ug/kg	110	21.	1
Benzo(a)pyrene	ND		ug/kg	150	45.	1

Project Name: 1111 ELMWOOD **Lab Number:** L1809534

Project Number: B0369-018-004-002 **Report Date:** 03/28/18

SAMPLE RESULTS

Lab ID: L1809534-02 Date Collected: 03/20/18 08:56

Client ID: SW-5 Date Received: 03/20/18

Sample Location: BUFFALO, NY Field Prep: Not Specified

Sample Depth:

Parameter	Result	Qualifier	Units	RL	MDL	Dilution Factor
Semivolatile Organics by GC/MS - Westborough Lab						
Benzo(b)fluoranthene	ND		ug/kg	110	31.	1
Benzo(k)fluoranthene	ND		ug/kg	110	30.	1
Chrysene	ND		ug/kg	110	19.	1
Acenaphthylene	ND		ug/kg	150	29.	1
Anthracene	ND		ug/kg	110	36.	1
Benzo(ghi)perylene	ND		ug/kg	150	22.	1
Fluorene	ND		ug/kg	190	18.	1
Phenanthrene	ND		ug/kg	110	23.	1
Dibenzo(a,h)anthracene	ND		ug/kg	110	22.	1
Indeno(1,2,3-cd)pyrene	ND		ug/kg	150	26.	1
Pyrene	ND		ug/kg	110	18.	1
Biphenyl	ND		ug/kg	420	43.	1
4-Chloroaniline	ND		ug/kg	190	34.	1
2-Nitroaniline	ND		ug/kg	190	36.	1
3-Nitroaniline	ND		ug/kg	190	35.	1
4-Nitroaniline	ND		ug/kg	190	77.	1
Dibenzofuran	ND		ug/kg	190	18.	1
2-Methylnaphthalene	ND		ug/kg	220	22.	1
1,2,4,5-Tetrachlorobenzene	ND		ug/kg	190	19.	1
Acetophenone	ND		ug/kg	190	23.	1
2,4,6-Trichlorophenol	ND		ug/kg	110	35.	1
p-Chloro-m-cresol	ND		ug/kg	190	28.	1
2-Chlorophenol	ND		ug/kg	190	22.	1
2,4-Dichlorophenol	ND		ug/kg	170	30.	1
2,4-Dimethylphenol	ND		ug/kg	190	61.	1
2-Nitrophenol	ND		ug/kg	400	70.	1
4-Nitrophenol	ND		ug/kg	260	76.	1
2,4-Dinitrophenol	ND		ug/kg	890	87.	1
4,6-Dinitro-o-cresol	ND		ug/kg	480	89.	1
Pentachlorophenol	ND		ug/kg	150	41.	1
Phenol	ND		ug/kg	190	28.	1
2-Methylphenol	ND		ug/kg	190	29.	1
3-Methylphenol/4-Methylphenol	ND		ug/kg	270	29.	1
2,4,5-Trichlorophenol	ND		ug/kg	190	36.	1
Carbazole	ND		ug/kg	190	18.	1
Atrazine	ND		ug/kg	150	65.	1
Benzaldehyde	ND		ug/kg	240	50.	1

Project Name: 1111 ELMWOOD
Project Number: B0369-018-004-002
Lab Number: L1809534
Report Date: 03/28/18

SAMPLE RESULTS

Lab ID: L1809534-02
Client ID: SW-5
Sample Location: BUFFALO, NY
Date Collected: 03/20/18 08:56
Date Received: 03/20/18
Field Prep: Not Specified

Sample Depth:

Parameter	Result	Qualifier	Units	RL	MDL	Dilution Factor
Semivolatile Organics by GC/MS - Westborough Lab						
Caprolactam	ND		ug/kg	190	56.	1
2,3,4,6-Tetrachlorophenol	ND		ug/kg	190	38.	1

Surrogate	% Recovery	Qualifier	Acceptance Criteria
2-Fluorophenol	79		25-120
Phenol-d6	80		10-120
Nitrobenzene-d5	76		23-120
2-Fluorobiphenyl	80		30-120
2,4,6-Tribromophenol	76		10-136
4-Terphenyl-d14	86		18-120

Project Name: 1111 ELMWOOD
Project Number: B0369-018-004-002
Lab Number: L1809534
Report Date: 03/28/18

SAMPLE RESULTS

Lab ID: L1809534-03
Client ID: B-6
Sample Location: BUFFALO, NY

Date Collected: 03/20/18 09:17
Date Received: 03/20/18
Field Prep: Not Specified

Sample Depth:
Matrix: Soil
Analytical Method: 1,8270D
Analytical Date: 03/24/18 00:39
Analyst: CB
Percent Solids: 83%

Extraction Method: EPA 3546
Extraction Date: 03/22/18 20:33

Parameter	Result	Qualifier	Units	RL	MDL	Dilution Factor
Semivolatile Organics by GC/MS - Westborough Lab						
Acenaphthene	ND		ug/kg	160	20.	1
Hexachlorobenzene	ND		ug/kg	120	22.	1
Bis(2-chloroethyl)ether	ND		ug/kg	180	26.	1
2-Chloronaphthalene	ND		ug/kg	200	19.	1
3,3'-Dichlorobenzidine	ND		ug/kg	200	52.	1
2,4-Dinitrotoluene	ND		ug/kg	200	39.	1
2,6-Dinitrotoluene	ND		ug/kg	200	34.	1
Fluoranthene	ND		ug/kg	120	22.	1
4-Chlorophenyl phenyl ether	ND		ug/kg	200	21.	1
4-Bromophenyl phenyl ether	ND		ug/kg	200	30.	1
Bis(2-chloroisopropyl)ether	ND		ug/kg	240	34.	1
Bis(2-chloroethoxy)methane	ND		ug/kg	210	20.	1
Hexachlorobutadiene	ND		ug/kg	200	29.	1
Hexachlorocyclopentadiene	ND		ug/kg	560	180	1
Hexachloroethane	ND		ug/kg	160	32.	1
Isophorone	ND		ug/kg	180	25.	1
Naphthalene	ND		ug/kg	200	24.	1
Nitrobenzene	ND		ug/kg	180	29.	1
NDPA/DPA	ND		ug/kg	160	22.	1
n-Nitrosodi-n-propylamine	ND		ug/kg	200	30.	1
Bis(2-ethylhexyl)phthalate	ND		ug/kg	200	68.	1
Butyl benzyl phthalate	ND		ug/kg	200	49.	1
Di-n-butylphthalate	ND		ug/kg	200	37.	1
Di-n-octylphthalate	ND		ug/kg	200	67.	1
Diethyl phthalate	ND		ug/kg	200	18.	1
Dimethyl phthalate	ND		ug/kg	200	41.	1
Benzo(a)anthracene	ND		ug/kg	120	22.	1
Benzo(a)pyrene	ND		ug/kg	160	48.	1

Project Name: 1111 ELMWOOD **Lab Number:** L1809534

Project Number: B0369-018-004-002 **Report Date:** 03/28/18

SAMPLE RESULTS

Lab ID: L1809534-03 Date Collected: 03/20/18 09:17

Client ID: B-6 Date Received: 03/20/18

Sample Location: BUFFALO, NY Field Prep: Not Specified

Sample Depth:

Parameter	Result	Qualifier	Units	RL	MDL	Dilution Factor
Semivolatile Organics by GC/MS - Westborough Lab						
Benzo(b)fluoranthene	ND		ug/kg	120	33.	1
Benzo(k)fluoranthene	ND		ug/kg	120	31.	1
Chrysene	ND		ug/kg	120	20.	1
Acenaphthylene	ND		ug/kg	160	30.	1
Anthracene	ND		ug/kg	120	38.	1
Benzo(ghi)perylene	ND		ug/kg	160	23.	1
Fluorene	ND		ug/kg	200	19.	1
Phenanthrene	ND		ug/kg	120	24.	1
Dibenzo(a,h)anthracene	ND		ug/kg	120	23.	1
Indeno(1,2,3-cd)pyrene	ND		ug/kg	160	27.	1
Pyrene	ND		ug/kg	120	19.	1
Biphenyl	ND		ug/kg	450	46.	1
4-Chloroaniline	ND		ug/kg	200	36.	1
2-Nitroaniline	ND		ug/kg	200	38.	1
3-Nitroaniline	ND		ug/kg	200	37.	1
4-Nitroaniline	ND		ug/kg	200	81.	1
Dibenzofuran	ND		ug/kg	200	18.	1
2-Methylnaphthalene	ND		ug/kg	240	24.	1
1,2,4,5-Tetrachlorobenzene	ND		ug/kg	200	20.	1
Acetophenone	ND		ug/kg	200	24.	1
2,4,6-Trichlorophenol	ND		ug/kg	120	37.	1
p-Chloro-m-cresol	ND		ug/kg	200	29.	1
2-Chlorophenol	ND		ug/kg	200	23.	1
2,4-Dichlorophenol	ND		ug/kg	180	32.	1
2,4-Dimethylphenol	ND		ug/kg	200	65.	1
2-Nitrophenol	ND		ug/kg	420	74.	1
4-Nitrophenol	ND		ug/kg	270	80.	1
2,4-Dinitrophenol	ND		ug/kg	940	91.	1
4,6-Dinitro-o-cresol	ND		ug/kg	510	94.	1
Pentachlorophenol	ND		ug/kg	160	43.	1
Phenol	ND		ug/kg	200	30.	1
2-Methylphenol	ND		ug/kg	200	30.	1
3-Methylphenol/4-Methylphenol	ND		ug/kg	280	31.	1
2,4,5-Trichlorophenol	ND		ug/kg	200	38.	1
Carbazole	ND		ug/kg	200	19.	1
Atrazine	ND		ug/kg	160	69.	1
Benzaldehyde	ND		ug/kg	260	53.	1

Project Name: 1111 ELMWOOD
Lab Number: L1809534
Project Number: B0369-018-004-002
Report Date: 03/28/18

SAMPLE RESULTS

Lab ID: L1809534-03
Client ID: B-6
Sample Location: BUFFALO, NY
Date Collected: 03/20/18 09:17
Date Received: 03/20/18
Field Prep: Not Specified

Sample Depth:

Parameter	Result	Qualifier	Units	RL	MDL	Dilution Factor
Semivolatile Organics by GC/MS - Westborough Lab						
Caprolactam	ND		ug/kg	200	60.	1
2,3,4,6-Tetrachlorophenol	ND		ug/kg	200	40.	1

Surrogate	% Recovery	Qualifier	Acceptance Criteria
2-Fluorophenol	84		25-120
Phenol-d6	82		10-120
Nitrobenzene-d5	80		23-120
2-Fluorobiphenyl	81		30-120
2,4,6-Tribromophenol	74		10-136
4-Terphenyl-d14	82		18-120

Project Name: 1111 ELMWOOD
Project Number: B0369-018-004-002
Lab Number: L1809534
Report Date: 03/28/18

SAMPLE RESULTS

Lab ID: L1809534-04
Client ID: SW-6
Sample Location: BUFFALO, NY

Date Collected: 03/20/18 11:46
Date Received: 03/20/18
Field Prep: Not Specified

Sample Depth:
Matrix: Soil
Analytical Method: 1,8270D
Analytical Date: 03/24/18 01:04
Analyst: CB
Percent Solids: 83%

Extraction Method: EPA 3546
Extraction Date: 03/22/18 20:33

Parameter	Result	Qualifier	Units	RL	MDL	Dilution Factor
Semivolatile Organics by GC/MS - Westborough Lab						
Acenaphthene	ND		ug/kg	160	20.	1
Hexachlorobenzene	ND		ug/kg	120	22.	1
Bis(2-chloroethyl)ether	ND		ug/kg	180	27.	1
2-Chloronaphthalene	ND		ug/kg	200	20.	1
3,3'-Dichlorobenzidine	ND		ug/kg	200	53.	1
2,4-Dinitrotoluene	ND		ug/kg	200	40.	1
2,6-Dinitrotoluene	ND		ug/kg	200	34.	1
Fluoranthene	ND		ug/kg	120	23.	1
4-Chlorophenyl phenyl ether	ND		ug/kg	200	21.	1
4-Bromophenyl phenyl ether	ND		ug/kg	200	30.	1
Bis(2-chloroisopropyl)ether	ND		ug/kg	240	34.	1
Bis(2-chloroethoxy)methane	ND		ug/kg	210	20.	1
Hexachlorobutadiene	ND		ug/kg	200	29.	1
Hexachlorocyclopentadiene	ND		ug/kg	560	180	1
Hexachloroethane	ND		ug/kg	160	32.	1
Isophorone	ND		ug/kg	180	26.	1
Naphthalene	ND		ug/kg	200	24.	1
Nitrobenzene	ND		ug/kg	180	29.	1
NDPA/DPA	ND		ug/kg	160	22.	1
n-Nitrosodi-n-propylamine	ND		ug/kg	200	30.	1
Bis(2-ethylhexyl)phthalate	ND		ug/kg	200	68.	1
Butyl benzyl phthalate	ND		ug/kg	200	50.	1
Di-n-butylphthalate	ND		ug/kg	200	38.	1
Di-n-octylphthalate	ND		ug/kg	200	67.	1
Diethyl phthalate	ND		ug/kg	200	18.	1
Dimethyl phthalate	ND		ug/kg	200	42.	1
Benzo(a)anthracene	ND		ug/kg	120	22.	1
Benzo(a)pyrene	ND		ug/kg	160	48.	1

Project Name: 1111 ELMWOOD **Lab Number:** L1809534

Project Number: B0369-018-004-002 **Report Date:** 03/28/18

SAMPLE RESULTS

Lab ID: L1809534-04 Date Collected: 03/20/18 11:46

Client ID: SW-6 Date Received: 03/20/18

Sample Location: BUFFALO, NY Field Prep: Not Specified

Sample Depth:

Parameter	Result	Qualifier	Units	RL	MDL	Dilution Factor
Semivolatile Organics by GC/MS - Westborough Lab						
Benzo(b)fluoranthene	ND		ug/kg	120	33.	1
Benzo(k)fluoranthene	ND		ug/kg	120	32.	1
Chrysene	ND		ug/kg	120	20.	1
Acenaphthylene	ND		ug/kg	160	30.	1
Anthracene	ND		ug/kg	120	38.	1
Benzo(ghi)perylene	ND		ug/kg	160	23.	1
Fluorene	ND		ug/kg	200	19.	1
Phenanthrene	ND		ug/kg	120	24.	1
Dibenzo(a,h)anthracene	ND		ug/kg	120	23.	1
Indeno(1,2,3-cd)pyrene	ND		ug/kg	160	28.	1
Pyrene	ND		ug/kg	120	20.	1
Biphenyl	ND		ug/kg	450	46.	1
4-Chloroaniline	ND		ug/kg	200	36.	1
2-Nitroaniline	ND		ug/kg	200	38.	1
3-Nitroaniline	ND		ug/kg	200	37.	1
4-Nitroaniline	ND		ug/kg	200	82.	1
Dibenzofuran	ND		ug/kg	200	19.	1
2-Methylnaphthalene	ND		ug/kg	240	24.	1
1,2,4,5-Tetrachlorobenzene	ND		ug/kg	200	21.	1
Acetophenone	ND		ug/kg	200	24.	1
2,4,6-Trichlorophenol	ND		ug/kg	120	38.	1
p-Chloro-m-cresol	ND		ug/kg	200	29.	1
2-Chlorophenol	ND		ug/kg	200	23.	1
2,4-Dichlorophenol	ND		ug/kg	180	32.	1
2,4-Dimethylphenol	ND		ug/kg	200	65.	1
2-Nitrophenol	ND		ug/kg	430	74.	1
4-Nitrophenol	ND		ug/kg	280	81.	1
2,4-Dinitrophenol	ND		ug/kg	950	92.	1
4,6-Dinitro-o-cresol	ND		ug/kg	510	95.	1
Pentachlorophenol	ND		ug/kg	160	44.	1
Phenol	ND		ug/kg	200	30.	1
2-Methylphenol	ND		ug/kg	200	31.	1
3-Methylphenol/4-Methylphenol	ND		ug/kg	280	31.	1
2,4,5-Trichlorophenol	ND		ug/kg	200	38.	1
Carbazole	ND		ug/kg	200	19.	1
Atrazine	ND		ug/kg	160	69.	1
Benzaldehyde	ND		ug/kg	260	53.	1

Project Name: 1111 ELMWOOD
Lab Number: L1809534
Project Number: B0369-018-004-002
Report Date: 03/28/18

SAMPLE RESULTS

Lab ID: L1809534-04
Client ID: SW-6
Sample Location: BUFFALO, NY
Date Collected: 03/20/18 11:46
Date Received: 03/20/18
Field Prep: Not Specified

Sample Depth:

Parameter	Result	Qualifier	Units	RL	MDL	Dilution Factor
Semivolatile Organics by GC/MS - Westborough Lab						
Caprolactam	ND		ug/kg	200	60.	1
2,3,4,6-Tetrachlorophenol	ND		ug/kg	200	40.	1

Surrogate	% Recovery	Qualifier	Acceptance Criteria
2-Fluorophenol	69		25-120
Phenol-d6	69		10-120
Nitrobenzene-d5	66		23-120
2-Fluorobiphenyl	68		30-120
2,4,6-Tribromophenol	61		10-136
4-Terphenyl-d14	69		18-120

Project Name: 1111 ELMWOOD
Project Number: B0369-018-004-002
Lab Number: L1809534
Report Date: 03/28/18

SAMPLE RESULTS

Lab ID: L1809534-05
Client ID: B-7
Sample Location: BUFFALO, NY

Date Collected: 03/20/18 10:49
Date Received: 03/20/18
Field Prep: Not Specified

Sample Depth:
Matrix: Soil
Analytical Method: 1,8270D
Analytical Date: 03/24/18 01:29
Analyst: CB
Percent Solids: 83%

Extraction Method: EPA 3546
Extraction Date: 03/22/18 20:33

Parameter	Result	Qualifier	Units	RL	MDL	Dilution Factor
Semivolatile Organics by GC/MS - Westborough Lab						
Acenaphthene	ND		ug/kg	160	20.	1
Hexachlorobenzene	ND		ug/kg	120	22.	1
Bis(2-chloroethyl)ether	ND		ug/kg	180	27.	1
2-Chloronaphthalene	ND		ug/kg	200	20.	1
3,3'-Dichlorobenzidine	ND		ug/kg	200	52.	1
2,4-Dinitrotoluene	ND		ug/kg	200	39.	1
2,6-Dinitrotoluene	ND		ug/kg	200	34.	1
Fluoranthene	ND		ug/kg	120	23.	1
4-Chlorophenyl phenyl ether	ND		ug/kg	200	21.	1
4-Bromophenyl phenyl ether	ND		ug/kg	200	30.	1
Bis(2-chloroisopropyl)ether	ND		ug/kg	240	34.	1
Bis(2-chloroethoxy)methane	ND		ug/kg	210	20.	1
Hexachlorobutadiene	ND		ug/kg	200	29.	1
Hexachlorocyclopentadiene	ND		ug/kg	560	180	1
Hexachloroethane	ND		ug/kg	160	32.	1
Isophorone	ND		ug/kg	180	26.	1
Naphthalene	ND		ug/kg	200	24.	1
Nitrobenzene	ND		ug/kg	180	29.	1
NDPA/DPA	ND		ug/kg	160	22.	1
n-Nitrosodi-n-propylamine	ND		ug/kg	200	30.	1
Bis(2-ethylhexyl)phthalate	ND		ug/kg	200	68.	1
Butyl benzyl phthalate	ND		ug/kg	200	50.	1
Di-n-butylphthalate	ND		ug/kg	200	37.	1
Di-n-octylphthalate	ND		ug/kg	200	67.	1
Diethyl phthalate	ND		ug/kg	200	18.	1
Dimethyl phthalate	ND		ug/kg	200	41.	1
Benzo(a)anthracene	ND		ug/kg	120	22.	1
Benzo(a)pyrene	ND		ug/kg	160	48.	1

Project Name: 1111 ELMWOOD **Lab Number:** L1809534

Project Number: B0369-018-004-002 **Report Date:** 03/28/18

SAMPLE RESULTS

Lab ID: L1809534-05 Date Collected: 03/20/18 10:49

Client ID: B-7 Date Received: 03/20/18

Sample Location: BUFFALO, NY Field Prep: Not Specified

Sample Depth:

Parameter	Result	Qualifier	Units	RL	MDL	Dilution Factor
Semivolatile Organics by GC/MS - Westborough Lab						
Benzo(b)fluoranthene	ND		ug/kg	120	33.	1
Benzo(k)fluoranthene	ND		ug/kg	120	32.	1
Chrysene	ND		ug/kg	120	20.	1
Acenaphthylene	ND		ug/kg	160	30.	1
Anthracene	ND		ug/kg	120	38.	1
Benzo(ghi)perylene	ND		ug/kg	160	23.	1
Fluorene	ND		ug/kg	200	19.	1
Phenanthrene	ND		ug/kg	120	24.	1
Dibenzo(a,h)anthracene	ND		ug/kg	120	23.	1
Indeno(1,2,3-cd)pyrene	ND		ug/kg	160	27.	1
Pyrene	ND		ug/kg	120	20.	1
Biphenyl	ND		ug/kg	450	46.	1
4-Chloroaniline	ND		ug/kg	200	36.	1
2-Nitroaniline	ND		ug/kg	200	38.	1
3-Nitroaniline	ND		ug/kg	200	37.	1
4-Nitroaniline	ND		ug/kg	200	82.	1
Dibenzofuran	ND		ug/kg	200	19.	1
2-Methylnaphthalene	ND		ug/kg	240	24.	1
1,2,4,5-Tetrachlorobenzene	ND		ug/kg	200	20.	1
Acetophenone	ND		ug/kg	200	24.	1
2,4,6-Trichlorophenol	ND		ug/kg	120	37.	1
p-Chloro-m-cresol	ND		ug/kg	200	29.	1
2-Chlorophenol	ND		ug/kg	200	23.	1
2,4-Dichlorophenol	ND		ug/kg	180	32.	1
2,4-Dimethylphenol	ND		ug/kg	200	65.	1
2-Nitrophenol	ND		ug/kg	420	74.	1
4-Nitrophenol	ND		ug/kg	280	80.	1
2,4-Dinitrophenol	ND		ug/kg	940	92.	1
4,6-Dinitro-o-cresol	ND		ug/kg	510	94.	1
Pentachlorophenol	ND		ug/kg	160	43.	1
Phenol	ND		ug/kg	200	30.	1
2-Methylphenol	ND		ug/kg	200	30.	1
3-Methylphenol/4-Methylphenol	ND		ug/kg	280	31.	1
2,4,5-Trichlorophenol	ND		ug/kg	200	38.	1
Carbazole	ND		ug/kg	200	19.	1
Atrazine	ND		ug/kg	160	69.	1
Benzaldehyde	ND		ug/kg	260	53.	1

Project Name: 1111 ELMWOOD
Lab Number: L1809534
Project Number: B0369-018-004-002
Report Date: 03/28/18

SAMPLE RESULTS

Lab ID: L1809534-05
Client ID: B-7
Sample Location: BUFFALO, NY
Date Collected: 03/20/18 10:49
Date Received: 03/20/18
Field Prep: Not Specified

Sample Depth:

Parameter	Result	Qualifier	Units	RL	MDL	Dilution Factor
Semivolatile Organics by GC/MS - Westborough Lab						
Caprolactam	ND		ug/kg	200	60.	1
2,3,4,6-Tetrachlorophenol	ND		ug/kg	200	40.	1

Surrogate	% Recovery	Qualifier	Acceptance Criteria
2-Fluorophenol	85		25-120
Phenol-d6	84		10-120
Nitrobenzene-d5	80		23-120
2-Fluorobiphenyl	81		30-120
2,4,6-Tribromophenol	77		10-136
4-Terphenyl-d14	91		18-120

Project Name: 1111 ELMWOOD
Project Number: B0369-018-004-002
Lab Number: L1809534
Report Date: 03/28/18

SAMPLE RESULTS

Lab ID: L1809534-06
Client ID: B-8
Sample Location: BUFFALO, NY

Date Collected: 03/20/18 12:27
Date Received: 03/20/18
Field Prep: Not Specified

Sample Depth:
Matrix: Soil
Analytical Method: 1,8270D
Analytical Date: 03/24/18 01:54
Analyst: CB
Percent Solids: 87%

Extraction Method: EPA 3546
Extraction Date: 03/22/18 20:33

Parameter	Result	Qualifier	Units	RL	MDL	Dilution Factor
Semivolatile Organics by GC/MS - Westborough Lab						
Acenaphthene	ND		ug/kg	150	19.	1
Hexachlorobenzene	ND		ug/kg	110	21.	1
Bis(2-chloroethyl)ether	ND		ug/kg	170	25.	1
2-Chloronaphthalene	ND		ug/kg	190	19.	1
3,3'-Dichlorobenzidine	ND		ug/kg	190	50.	1
2,4-Dinitrotoluene	ND		ug/kg	190	38.	1
2,6-Dinitrotoluene	ND		ug/kg	190	32.	1
Fluoranthene	ND		ug/kg	110	22.	1
4-Chlorophenyl phenyl ether	ND		ug/kg	190	20.	1
4-Bromophenyl phenyl ether	ND		ug/kg	190	29.	1
Bis(2-chloroisopropyl)ether	ND		ug/kg	220	32.	1
Bis(2-chloroethoxy)methane	ND		ug/kg	200	19.	1
Hexachlorobutadiene	ND		ug/kg	190	28.	1
Hexachlorocyclopentadiene	ND		ug/kg	540	170	1
Hexachloroethane	ND		ug/kg	150	30.	1
Isophorone	ND		ug/kg	170	24.	1
Naphthalene	ND		ug/kg	190	23.	1
Nitrobenzene	ND		ug/kg	170	28.	1
NDPA/DPA	ND		ug/kg	150	21.	1
n-Nitrosodi-n-propylamine	ND		ug/kg	190	29.	1
Bis(2-ethylhexyl)phthalate	ND		ug/kg	190	65.	1
Butyl benzyl phthalate	ND		ug/kg	190	47.	1
Di-n-butylphthalate	ND		ug/kg	190	36.	1
Di-n-octylphthalate	ND		ug/kg	190	64.	1
Diethyl phthalate	ND		ug/kg	190	17.	1
Dimethyl phthalate	ND		ug/kg	190	39.	1
Benzo(a)anthracene	ND		ug/kg	110	21.	1
Benzo(a)pyrene	ND		ug/kg	150	46.	1

Project Name: 1111 ELMWOOD **Lab Number:** L1809534

Project Number: B0369-018-004-002 **Report Date:** 03/28/18

SAMPLE RESULTS

Lab ID: L1809534-06 Date Collected: 03/20/18 12:27

Client ID: B-8 Date Received: 03/20/18

Sample Location: BUFFALO, NY Field Prep: Not Specified

Sample Depth:

Parameter	Result	Qualifier	Units	RL	MDL	Dilution Factor
Semivolatile Organics by GC/MS - Westborough Lab						
Benzo(b)fluoranthene	ND		ug/kg	110	32.	1
Benzo(k)fluoranthene	ND		ug/kg	110	30.	1
Chrysene	ND		ug/kg	110	20.	1
Acenaphthylene	ND		ug/kg	150	29.	1
Anthracene	ND		ug/kg	110	37.	1
Benzo(ghi)perylene	ND		ug/kg	150	22.	1
Fluorene	ND		ug/kg	190	18.	1
Phenanthrene	ND		ug/kg	110	23.	1
Dibenzo(a,h)anthracene	ND		ug/kg	110	22.	1
Indeno(1,2,3-cd)pyrene	ND		ug/kg	150	26.	1
Pyrene	ND		ug/kg	110	19.	1
Biphenyl	ND		ug/kg	430	44.	1
4-Chloroaniline	ND		ug/kg	190	34.	1
2-Nitroaniline	ND		ug/kg	190	36.	1
3-Nitroaniline	ND		ug/kg	190	35.	1
4-Nitroaniline	ND		ug/kg	190	78.	1
Dibenzofuran	ND		ug/kg	190	18.	1
2-Methylnaphthalene	ND		ug/kg	220	23.	1
1,2,4,5-Tetrachlorobenzene	ND		ug/kg	190	20.	1
Acetophenone	ND		ug/kg	190	23.	1
2,4,6-Trichlorophenol	ND		ug/kg	110	36.	1
p-Chloro-m-cresol	ND		ug/kg	190	28.	1
2-Chlorophenol	ND		ug/kg	190	22.	1
2,4-Dichlorophenol	ND		ug/kg	170	30.	1
2,4-Dimethylphenol	ND		ug/kg	190	62.	1
2-Nitrophenol	ND		ug/kg	410	71.	1
4-Nitrophenol	ND		ug/kg	260	77.	1
2,4-Dinitrophenol	ND		ug/kg	900	88.	1
4,6-Dinitro-o-cresol	ND		ug/kg	490	90.	1
Pentachlorophenol	ND		ug/kg	150	41.	1
Phenol	ND		ug/kg	190	28.	1
2-Methylphenol	ND		ug/kg	190	29.	1
3-Methylphenol/4-Methylphenol	ND		ug/kg	270	29.	1
2,4,5-Trichlorophenol	ND		ug/kg	190	36.	1
Carbazole	ND		ug/kg	190	18.	1
Atrazine	ND		ug/kg	150	66.	1
Benzaldehyde	ND		ug/kg	250	51.	1

Project Name: 1111 ELMWOOD
Lab Number: L1809534
Project Number: B0369-018-004-002
Report Date: 03/28/18

SAMPLE RESULTS

Lab ID: L1809534-06
Client ID: B-8
Sample Location: BUFFALO, NY
Date Collected: 03/20/18 12:27
Date Received: 03/20/18
Field Prep: Not Specified

Sample Depth:

Parameter	Result	Qualifier	Units	RL	MDL	Dilution Factor
Semivolatile Organics by GC/MS - Westborough Lab						
Caprolactam	ND		ug/kg	190	57.	1
2,3,4,6-Tetrachlorophenol	ND		ug/kg	190	38.	1

Surrogate	% Recovery	Qualifier	Acceptance Criteria
2-Fluorophenol	87		25-120
Phenol-d6	84		10-120
Nitrobenzene-d5	80		23-120
2-Fluorobiphenyl	80		30-120
2,4,6-Tribromophenol	69		10-136
4-Terphenyl-d14	82		18-120

Project Name: 1111 ELMWOOD
Project Number: B0369-018-004-002
Lab Number: L1809534
Report Date: 03/28/18

SAMPLE RESULTS

Lab ID: L1809534-07
Client ID: BLIND DUP #1
Sample Location: BUFFALO, NY

Date Collected: 03/20/18 12:00
Date Received: 03/20/18
Field Prep: Not Specified

Sample Depth:
Matrix: Soil
Analytical Method: 1,8270D
Analytical Date: 03/24/18 02:20
Analyst: CB
Percent Solids: 88%

Extraction Method: EPA 3546
Extraction Date: 03/22/18 20:33

Parameter	Result	Qualifier	Units	RL	MDL	Dilution Factor
Semivolatile Organics by GC/MS - Westborough Lab						
Acenaphthene	ND		ug/kg	150	19.	1
Hexachlorobenzene	ND		ug/kg	110	21.	1
Bis(2-chloroethyl)ether	ND		ug/kg	160	25.	1
2-Chloronaphthalene	ND		ug/kg	180	18.	1
3,3'-Dichlorobenzidine	ND		ug/kg	180	49.	1
2,4-Dinitrotoluene	ND		ug/kg	180	37.	1
2,6-Dinitrotoluene	ND		ug/kg	180	32.	1
Fluoranthene	ND		ug/kg	110	21.	1
4-Chlorophenyl phenyl ether	ND		ug/kg	180	20.	1
4-Bromophenyl phenyl ether	ND		ug/kg	180	28.	1
Bis(2-chloroisopropyl)ether	ND		ug/kg	220	31.	1
Bis(2-chloroethoxy)methane	ND		ug/kg	200	18.	1
Hexachlorobutadiene	ND		ug/kg	180	27.	1
Hexachlorocyclopentadiene	ND		ug/kg	530	170	1
Hexachloroethane	ND		ug/kg	150	30.	1
Isophorone	ND		ug/kg	160	24.	1
Naphthalene	ND		ug/kg	180	22.	1
Nitrobenzene	ND		ug/kg	160	27.	1
NDPA/DPA	ND		ug/kg	150	21.	1
n-Nitrosodi-n-propylamine	ND		ug/kg	180	28.	1
Bis(2-ethylhexyl)phthalate	ND		ug/kg	180	64.	1
Butyl benzyl phthalate	ND		ug/kg	180	46.	1
Di-n-butylphthalate	ND		ug/kg	180	35.	1
Di-n-octylphthalate	ND		ug/kg	180	63.	1
Diethyl phthalate	ND		ug/kg	180	17.	1
Dimethyl phthalate	ND		ug/kg	180	39.	1
Benzo(a)anthracene	ND		ug/kg	110	21.	1
Benzo(a)pyrene	ND		ug/kg	150	45.	1

Project Name: 1111 ELMWOOD **Lab Number:** L1809534

Project Number: B0369-018-004-002 **Report Date:** 03/28/18

SAMPLE RESULTS

Lab ID: L1809534-07 Date Collected: 03/20/18 12:00

Client ID: BLIND DUP #1 Date Received: 03/20/18

Sample Location: BUFFALO, NY Field Prep: Not Specified

Sample Depth:

Parameter	Result	Qualifier	Units	RL	MDL	Dilution Factor
Semivolatile Organics by GC/MS - Westborough Lab						
Benzo(b)fluoranthene	ND		ug/kg	110	31.	1
Benzo(k)fluoranthene	ND		ug/kg	110	29.	1
Chrysene	ND		ug/kg	110	19.	1
Acenaphthylene	ND		ug/kg	150	28.	1
Anthracene	ND		ug/kg	110	36.	1
Benzo(ghi)perylene	ND		ug/kg	150	22.	1
Fluorene	ND		ug/kg	180	18.	1
Phenanthrene	ND		ug/kg	110	22.	1
Dibenzo(a,h)anthracene	ND		ug/kg	110	21.	1
Indeno(1,2,3-cd)pyrene	ND		ug/kg	150	26.	1
Pyrene	ND		ug/kg	110	18.	1
Biphenyl	ND		ug/kg	420	43.	1
4-Chloroaniline	ND		ug/kg	180	34.	1
2-Nitroaniline	ND		ug/kg	180	36.	1
3-Nitroaniline	ND		ug/kg	180	35.	1
4-Nitroaniline	ND		ug/kg	180	76.	1
Dibenzofuran	ND		ug/kg	180	17.	1
2-Methylnaphthalene	ND		ug/kg	220	22.	1
1,2,4,5-Tetrachlorobenzene	ND		ug/kg	180	19.	1
Acetophenone	ND		ug/kg	180	23.	1
2,4,6-Trichlorophenol	ND		ug/kg	110	35.	1
p-Chloro-m-cresol	ND		ug/kg	180	27.	1
2-Chlorophenol	ND		ug/kg	180	22.	1
2,4-Dichlorophenol	ND		ug/kg	160	30.	1
2,4-Dimethylphenol	ND		ug/kg	180	61.	1
2-Nitrophenol	ND		ug/kg	400	69.	1
4-Nitrophenol	ND		ug/kg	260	75.	1
2,4-Dinitrophenol	ND		ug/kg	880	86.	1
4,6-Dinitro-o-cresol	ND		ug/kg	480	88.	1
Pentachlorophenol	ND		ug/kg	150	40.	1
Phenol	ND		ug/kg	180	28.	1
2-Methylphenol	ND		ug/kg	180	28.	1
3-Methylphenol/4-Methylphenol	ND		ug/kg	260	29.	1
2,4,5-Trichlorophenol	ND		ug/kg	180	35.	1
Carbazole	ND		ug/kg	180	18.	1
Atrazine	ND		ug/kg	150	64.	1
Benzaldehyde	ND		ug/kg	240	50.	1

Project Name: 1111 ELMWOOD
Lab Number: L1809534
Project Number: B0369-018-004-002
Report Date: 03/28/18

SAMPLE RESULTS

Lab ID: L1809534-07
Client ID: BLIND DUP #1
Sample Location: BUFFALO, NY
Date Collected: 03/20/18 12:00
Date Received: 03/20/18
Field Prep: Not Specified

Sample Depth:

Parameter	Result	Qualifier	Units	RL	MDL	Dilution Factor
Semivolatile Organics by GC/MS - Westborough Lab						
Caprolactam	ND		ug/kg	180	56.	1
2,3,4,6-Tetrachlorophenol	ND		ug/kg	180	37.	1

Surrogate	% Recovery	Qualifier	Acceptance Criteria
2-Fluorophenol	83		25-120
Phenol-d6	82		10-120
Nitrobenzene-d5	78		23-120
2-Fluorobiphenyl	79		30-120
2,4,6-Tribromophenol	74		10-136
4-Terphenyl-d14	85		18-120

Project Name: 1111 ELMWOOD
Project Number: B0369-018-004-002
Lab Number: L1809534
Report Date: 03/28/18

SAMPLE RESULTS

Lab ID: L1809534-08
Client ID: B-9
Sample Location: BUFFALO, NY

Date Collected: 03/20/18 14:28
Date Received: 03/20/18
Field Prep: Not Specified

Sample Depth:
Matrix: Soil
Analytical Method: 1,8270D
Analytical Date: 03/23/18 14:18
Analyst: CB
Percent Solids: 86%

Extraction Method: EPA 3546
Extraction Date: 03/22/18 20:33

Parameter	Result	Qualifier	Units	RL	MDL	Dilution Factor
Semivolatile Organics by GC/MS - Westborough Lab						
Acenaphthene	ND		ug/kg	150	20.	1
Hexachlorobenzene	ND		ug/kg	110	21.	1
Bis(2-chloroethyl)ether	ND		ug/kg	170	26.	1
2-Chloronaphthalene	ND		ug/kg	190	19.	1
3,3'-Dichlorobenzidine	ND		ug/kg	190	51.	1
2,4-Dinitrotoluene	ND		ug/kg	190	38.	1
2,6-Dinitrotoluene	ND		ug/kg	190	33.	1
Fluoranthene	ND		ug/kg	110	22.	1
4-Chlorophenyl phenyl ether	ND		ug/kg	190	20.	1
4-Bromophenyl phenyl ether	ND		ug/kg	190	29.	1
Bis(2-chloroisopropyl)ether	ND		ug/kg	230	33.	1
Bis(2-chloroethoxy)methane	ND		ug/kg	210	19.	1
Hexachlorobutadiene	ND		ug/kg	190	28.	1
Hexachlorocyclopentadiene	ND		ug/kg	550	170	1
Hexachloroethane	ND		ug/kg	150	31.	1
Isophorone	ND		ug/kg	170	25.	1
Naphthalene	ND		ug/kg	190	23.	1
Nitrobenzene	ND		ug/kg	170	28.	1
NDPA/DPA	ND		ug/kg	150	22.	1
n-Nitrosodi-n-propylamine	ND		ug/kg	190	30.	1
Bis(2-ethylhexyl)phthalate	ND		ug/kg	190	66.	1
Butyl benzyl phthalate	ND		ug/kg	190	48.	1
Di-n-butylphthalate	ND		ug/kg	190	36.	1
Di-n-octylphthalate	ND		ug/kg	190	65.	1
Diethyl phthalate	ND		ug/kg	190	18.	1
Dimethyl phthalate	ND		ug/kg	190	40.	1
Benzo(a)anthracene	ND		ug/kg	110	22.	1
Benzo(a)pyrene	ND		ug/kg	150	47.	1

Project Name: 1111 ELMWOOD **Lab Number:** L1809534

Project Number: B0369-018-004-002 **Report Date:** 03/28/18

SAMPLE RESULTS

Lab ID: L1809534-08 Date Collected: 03/20/18 14:28

Client ID: B-9 Date Received: 03/20/18

Sample Location: BUFFALO, NY Field Prep: Not Specified

Sample Depth:

Parameter	Result	Qualifier	Units	RL	MDL	Dilution Factor
Semivolatile Organics by GC/MS - Westborough Lab						
Benzo(b)fluoranthene	ND		ug/kg	110	32.	1
Benzo(k)fluoranthene	ND		ug/kg	110	30.	1
Chrysene	ND		ug/kg	110	20.	1
Acenaphthylene	ND		ug/kg	150	30.	1
Anthracene	ND		ug/kg	110	37.	1
Benzo(ghi)perylene	ND		ug/kg	150	22.	1
Fluorene	ND		ug/kg	190	18.	1
Phenanthrene	ND		ug/kg	110	23.	1
Dibenzo(a,h)anthracene	ND		ug/kg	110	22.	1
Indeno(1,2,3-cd)pyrene	ND		ug/kg	150	27.	1
Pyrene	ND		ug/kg	110	19.	1
Biphenyl	ND		ug/kg	440	44.	1
4-Chloroaniline	ND		ug/kg	190	35.	1
2-Nitroaniline	ND		ug/kg	190	37.	1
3-Nitroaniline	ND		ug/kg	190	36.	1
4-Nitroaniline	ND		ug/kg	190	79.	1
Dibenzofuran	ND		ug/kg	190	18.	1
2-Methylnaphthalene	ND		ug/kg	230	23.	1
1,2,4,5-Tetrachlorobenzene	ND		ug/kg	190	20.	1
Acetophenone	ND		ug/kg	190	24.	1
2,4,6-Trichlorophenol	ND		ug/kg	110	36.	1
p-Chloro-m-cresol	ND		ug/kg	190	28.	1
2-Chlorophenol	ND		ug/kg	190	22.	1
2,4-Dichlorophenol	ND		ug/kg	170	31.	1
2,4-Dimethylphenol	ND		ug/kg	190	63.	1
2-Nitrophenol	ND		ug/kg	410	72.	1
4-Nitrophenol	ND		ug/kg	270	78.	1
2,4-Dinitrophenol	ND		ug/kg	920	89.	1
4,6-Dinitro-o-cresol	ND		ug/kg	500	92.	1
Pentachlorophenol	ND		ug/kg	150	42.	1
Phenol	ND		ug/kg	190	29.	1
2-Methylphenol	ND		ug/kg	190	30.	1
3-Methylphenol/4-Methylphenol	ND		ug/kg	280	30.	1
2,4,5-Trichlorophenol	ND		ug/kg	190	37.	1
Carbazole	ND		ug/kg	190	18.	1
Atrazine	ND		ug/kg	150	67.	1
Benzaldehyde	ND		ug/kg	250	52.	1

Project Name: 1111 ELMWOOD
Lab Number: L1809534
Project Number: B0369-018-004-002
Report Date: 03/28/18

SAMPLE RESULTS

Lab ID: L1809534-08
Client ID: B-9
Sample Location: BUFFALO, NY
Date Collected: 03/20/18 14:28
Date Received: 03/20/18
Field Prep: Not Specified

Sample Depth:

Parameter	Result	Qualifier	Units	RL	MDL	Dilution Factor
Semivolatile Organics by GC/MS - Westborough Lab						
Caprolactam	ND		ug/kg	190	58.	1
2,3,4,6-Tetrachlorophenol	ND		ug/kg	190	39.	1

Surrogate	% Recovery	Qualifier	Acceptance Criteria
2-Fluorophenol	82		25-120
Phenol-d6	78		10-120
Nitrobenzene-d5	73		23-120
2-Fluorobiphenyl	98		30-120
2,4,6-Tribromophenol	117		10-136
4-Terphenyl-d14	101		18-120

Project Name: 1111 ELMWOOD
Project Number: B0369-018-004-002
Lab Number: L1809534
Report Date: 03/28/18

SAMPLE RESULTS

Lab ID: L1809534-09
Client ID: B-10
Sample Location: BUFFALO, NY

Date Collected: 03/20/18 14:36
Date Received: 03/20/18
Field Prep: Not Specified

Sample Depth:
Matrix: Soil
Analytical Method: 1,8270D
Analytical Date: 03/24/18 02:45
Analyst: CB
Percent Solids: 87%

Extraction Method: EPA 3546
Extraction Date: 03/22/18 20:33

Parameter	Result	Qualifier	Units	RL	MDL	Dilution Factor
Semivolatile Organics by GC/MS - Westborough Lab						
Acenaphthene	ND		ug/kg	150	19.	1
Hexachlorobenzene	ND		ug/kg	110	21.	1
Bis(2-chloroethyl)ether	ND		ug/kg	170	26.	1
2-Chloronaphthalene	ND		ug/kg	190	19.	1
3,3'-Dichlorobenzidine	ND		ug/kg	190	50.	1
2,4-Dinitrotoluene	ND		ug/kg	190	38.	1
2,6-Dinitrotoluene	ND		ug/kg	190	32.	1
Fluoranthene	ND		ug/kg	110	22.	1
4-Chlorophenyl phenyl ether	ND		ug/kg	190	20.	1
4-Bromophenyl phenyl ether	ND		ug/kg	190	29.	1
Bis(2-chloroisopropyl)ether	ND		ug/kg	220	32.	1
Bis(2-chloroethoxy)methane	ND		ug/kg	200	19.	1
Hexachlorobutadiene	ND		ug/kg	190	28.	1
Hexachlorocyclopentadiene	ND		ug/kg	540	170	1
Hexachloroethane	ND		ug/kg	150	30.	1
Isophorone	ND		ug/kg	170	24.	1
Naphthalene	ND		ug/kg	190	23.	1
Nitrobenzene	ND		ug/kg	170	28.	1
NDPA/DPA	ND		ug/kg	150	21.	1
n-Nitrosodi-n-propylamine	ND		ug/kg	190	29.	1
Bis(2-ethylhexyl)phthalate	ND		ug/kg	190	65.	1
Butyl benzyl phthalate	ND		ug/kg	190	47.	1
Di-n-butylphthalate	ND		ug/kg	190	36.	1
Di-n-octylphthalate	ND		ug/kg	190	64.	1
Diethyl phthalate	ND		ug/kg	190	17.	1
Dimethyl phthalate	ND		ug/kg	190	40.	1
Benzo(a)anthracene	ND		ug/kg	110	21.	1
Benzo(a)pyrene	ND		ug/kg	150	46.	1

Project Name: 1111 ELMWOOD **Lab Number:** L1809534

Project Number: B0369-018-004-002 **Report Date:** 03/28/18

SAMPLE RESULTS

Lab ID: L1809534-09 Date Collected: 03/20/18 14:36
Client ID: B-10 Date Received: 03/20/18
Sample Location: BUFFALO, NY Field Prep: Not Specified

Sample Depth:

Parameter	Result	Qualifier	Units	RL	MDL	Dilution Factor
Semivolatile Organics by GC/MS - Westborough Lab						
Benzo(b)fluoranthene	ND		ug/kg	110	32.	1
Benzo(k)fluoranthene	ND		ug/kg	110	30.	1
Chrysene	ND		ug/kg	110	20.	1
Acenaphthylene	ND		ug/kg	150	29.	1
Anthracene	ND		ug/kg	110	37.	1
Benzo(ghi)perylene	ND		ug/kg	150	22.	1
Fluorene	ND		ug/kg	190	18.	1
Phenanthrene	ND		ug/kg	110	23.	1
Dibenzo(a,h)anthracene	ND		ug/kg	110	22.	1
Indeno(1,2,3-cd)pyrene	ND		ug/kg	150	26.	1
Pyrene	ND		ug/kg	110	19.	1
Biphenyl	ND		ug/kg	430	44.	1
4-Chloroaniline	ND		ug/kg	190	34.	1
2-Nitroaniline	ND		ug/kg	190	36.	1
3-Nitroaniline	ND		ug/kg	190	35.	1
4-Nitroaniline	ND		ug/kg	190	78.	1
Dibenzofuran	ND		ug/kg	190	18.	1
2-Methylnaphthalene	ND		ug/kg	220	23.	1
1,2,4,5-Tetrachlorobenzene	ND		ug/kg	190	20.	1
Acetophenone	ND		ug/kg	190	23.	1
2,4,6-Trichlorophenol	ND		ug/kg	110	36.	1
p-Chloro-m-cresol	ND		ug/kg	190	28.	1
2-Chlorophenol	ND		ug/kg	190	22.	1
2,4-Dichlorophenol	ND		ug/kg	170	30.	1
2,4-Dimethylphenol	ND		ug/kg	190	62.	1
2-Nitrophenol	ND		ug/kg	410	71.	1
4-Nitrophenol	ND		ug/kg	260	77.	1
2,4-Dinitrophenol	ND		ug/kg	900	88.	1
4,6-Dinitro-o-cresol	ND		ug/kg	490	90.	1
Pentachlorophenol	ND		ug/kg	150	41.	1
Phenol	ND		ug/kg	190	28.	1
2-Methylphenol	ND		ug/kg	190	29.	1
3-Methylphenol/4-Methylphenol	ND		ug/kg	270	29.	1
2,4,5-Trichlorophenol	ND		ug/kg	190	36.	1
Carbazole	ND		ug/kg	190	18.	1
Atrazine	ND		ug/kg	150	66.	1
Benzaldehyde	ND		ug/kg	250	51.	1

Project Name: 1111 ELMWOOD
Lab Number: L1809534
Project Number: B0369-018-004-002
Report Date: 03/28/18

SAMPLE RESULTS

Lab ID: L1809534-09
Client ID: B-10
Sample Location: BUFFALO, NY
Date Collected: 03/20/18 14:36
Date Received: 03/20/18
Field Prep: Not Specified

Sample Depth:

Parameter	Result	Qualifier	Units	RL	MDL	Dilution Factor
Semivolatile Organics by GC/MS - Westborough Lab						
Caprolactam	ND		ug/kg	190	57.	1
2,3,4,6-Tetrachlorophenol	ND		ug/kg	190	38.	1

Surrogate	% Recovery	Qualifier	Acceptance Criteria
2-Fluorophenol	81		25-120
Phenol-d6	80		10-120
Nitrobenzene-d5	75		23-120
2-Fluorobiphenyl	76		30-120
2,4,6-Tribromophenol	67		10-136
4-Terphenyl-d14	76		18-120

Project Name: 1111 ELMWOOD
Project Number: B0369-018-004-002

Lab Number: L1809534
Report Date: 03/28/18

Method Blank Analysis
Batch Quality Control

Analytical Method: 1,8270D
Analytical Date: 03/23/18 12:19
Analyst: CB

Extraction Method: EPA 3546
Extraction Date: 03/22/18 20:33

Parameter	Result	Qualifier	Units	RL	MDL
Semivolatile Organics by GC/MS - Westborough Lab for sample(s): 01-09 Batch: WG1099741-1					
Acenaphthene	ND		ug/kg	130	17.
Hexachlorobenzene	ND		ug/kg	98	18.
Bis(2-chloroethyl)ether	ND		ug/kg	150	22.
2-Chloronaphthalene	ND		ug/kg	160	16.
3,3'-Dichlorobenzidine	ND		ug/kg	160	43.
2,4-Dinitrotoluene	ND		ug/kg	160	32.
2,6-Dinitrotoluene	ND		ug/kg	160	28.
Fluoranthene	ND		ug/kg	98	19.
4-Chlorophenyl phenyl ether	ND		ug/kg	160	17.
4-Bromophenyl phenyl ether	ND		ug/kg	160	25.
Bis(2-chloroisopropyl)ether	ND		ug/kg	200	28.
Bis(2-chloroethoxy)methane	ND		ug/kg	180	16.
Hexachlorobutadiene	ND		ug/kg	160	24.
Hexachlorocyclopentadiene	ND		ug/kg	460	150
Hexachloroethane	ND		ug/kg	130	26.
Isophorone	ND		ug/kg	150	21.
Naphthalene	ND		ug/kg	160	20.
Nitrobenzene	ND		ug/kg	150	24.
NDPA/DPA	ND		ug/kg	130	18.
n-Nitrosodi-n-propylamine	ND		ug/kg	160	25.
Bis(2-ethylhexyl)phthalate	ND		ug/kg	160	56.
Butyl benzyl phthalate	ND		ug/kg	160	41.
Di-n-butylphthalate	ND		ug/kg	160	31.
Di-n-octylphthalate	ND		ug/kg	160	55.
Diethyl phthalate	ND		ug/kg	160	15.
Dimethyl phthalate	ND		ug/kg	160	34.
Benzo(a)anthracene	ND		ug/kg	98	18.
Benzo(a)pyrene	ND		ug/kg	130	40.
Benzo(b)fluoranthene	ND		ug/kg	98	27.

Project Name: 1111 ELMWOOD
Project Number: B0369-018-004-002

Lab Number: L1809534
Report Date: 03/28/18

Method Blank Analysis
Batch Quality Control

Analytical Method: 1,8270D
Analytical Date: 03/23/18 12:19
Analyst: CB

Extraction Method: EPA 3546
Extraction Date: 03/22/18 20:33

Parameter	Result	Qualifier	Units	RL	MDL
Semivolatile Organics by GC/MS - Westborough Lab for sample(s): 01-09 Batch: WG1099741-1					
Benzo(k)fluoranthene	ND		ug/kg	98	26.
Chrysene	ND		ug/kg	98	17.
Acenaphthylene	ND		ug/kg	130	25.
Anthracene	ND		ug/kg	98	32.
Benzo(ghi)perylene	ND		ug/kg	130	19.
Fluorene	ND		ug/kg	160	16.
Phenanthrene	ND		ug/kg	98	20.
Dibenzo(a,h)anthracene	ND		ug/kg	98	19.
Indeno(1,2,3-cd)pyrene	ND		ug/kg	130	23.
Pyrene	ND		ug/kg	98	16.
Biphenyl	ND		ug/kg	370	38.
4-Chloroaniline	ND		ug/kg	160	30.
2-Nitroaniline	ND		ug/kg	160	31.
3-Nitroaniline	ND		ug/kg	160	31.
4-Nitroaniline	ND		ug/kg	160	67.
Dibenzofuran	ND		ug/kg	160	15.
2-Methylnaphthalene	ND		ug/kg	200	20.
1,2,4,5-Tetrachlorobenzene	ND		ug/kg	160	17.
Acetophenone	ND		ug/kg	160	20.
2,4,6-Trichlorophenol	ND		ug/kg	98	31.
p-Chloro-m-cresol	ND		ug/kg	160	24.
2-Chlorophenol	ND		ug/kg	160	19.
2,4-Dichlorophenol	ND		ug/kg	150	26.
2,4-Dimethylphenol	ND		ug/kg	160	54.
2-Nitrophenol	ND		ug/kg	350	61.
4-Nitrophenol	ND		ug/kg	230	66.
2,4-Dinitrophenol	ND		ug/kg	780	76.
4,6-Dinitro-o-cresol	ND		ug/kg	420	78.
Pentachlorophenol	ND		ug/kg	130	36.

Project Name: 1111 ELMWOOD
Project Number: B0369-018-004-002

Lab Number: L1809534
Report Date: 03/28/18

Method Blank Analysis
Batch Quality Control

Analytical Method: 1,8270D
Analytical Date: 03/23/18 12:19
Analyst: CB

Extraction Method: EPA 3546
Extraction Date: 03/22/18 20:33

Parameter	Result	Qualifier	Units	RL	MDL
Semivolatile Organics by GC/MS - Westborough Lab for sample(s): 01-09 Batch: WG1099741-1					
Phenol	ND		ug/kg	160	24.
2-Methylphenol	ND		ug/kg	160	25.
3-Methylphenol/4-Methylphenol	ND		ug/kg	230	25.
2,4,5-Trichlorophenol	ND		ug/kg	160	31.
Carbazole	ND		ug/kg	160	16.
Atrazine	ND		ug/kg	130	57.
Benzaldehyde	ND		ug/kg	210	44.
Caprolactam	ND		ug/kg	160	49.
2,3,4,6-Tetrachlorophenol	ND		ug/kg	160	33.
Tentatively Identified Compounds					
No Tentatively Identified Compounds	ND		ug/kg		

Surrogate	%Recovery	Qualifier	Acceptance Criteria
2-Fluorophenol	68		25-120
Phenol-d6	66		10-120
Nitrobenzene-d5	59		23-120
2-Fluorobiphenyl	82		30-120
2,4,6-Tribromophenol	103		10-136
4-Terphenyl-d14	114		18-120

Lab Control Sample Analysis

Batch Quality Control

Project Name: 1111 ELMWOOD

Project Number: B0369-018-004-002

Lab Number: L1809534

Report Date: 03/28/18

Parameter	LCS %Recovery	Qual	LCSD %Recovery	Qual	%Recovery Limits	RPD	Qual	RPD Limits
Semivolatile Organics by GC/MS - Westborough Lab Associated sample(s): 01-09 Batch: WG1099741-2 WG1099741-3								
Acenaphthene	83		85		31-137	2		50
Hexachlorobenzene	101		102		40-140	1		50
Bis(2-chloroethyl)ether	66		67		40-140	2		50
2-Chloronaphthalene	89		91		40-140	2		50
3,3'-Dichlorobenzidine	59		58		40-140	2		50
2,4-Dinitrotoluene	90		92		40-132	2		50
2,6-Dinitrotoluene	99		99		40-140	0		50
Fluoranthene	93		91		40-140	2		50
4-Chlorophenyl phenyl ether	89		93		40-140	4		50
4-Bromophenyl phenyl ether	94		95		40-140	1		50
Bis(2-chloroisopropyl)ether	59		59		40-140	0		50
Bis(2-chloroethoxy)methane	71		73		40-117	3		50
Hexachlorobutadiene	90		92		40-140	2		50
Hexachlorocyclopentadiene	76		78		40-140	3		50
Hexachloroethane	72		76		40-140	5		50
Isophorone	71		71		40-140	0		50
Naphthalene	83		85		40-140	2		50
Nitrobenzene	69		70		40-140	1		50
NDPA/DPA	90		92		36-157	2		50
n-Nitrosodi-n-propylamine	67		68		32-121	1		50
Bis(2-ethylhexyl)phthalate	96		96		40-140	0		50
Butyl benzyl phthalate	93		92		40-140	1		50
Di-n-butylphthalate	92		93		40-140	1		50

Lab Control Sample Analysis

Batch Quality Control

Project Name: 1111 ELMWOOD

Project Number: B0369-018-004-002

Lab Number: L1809534

Report Date: 03/28/18

Parameter	LCS %Recovery	Qual	LCSD %Recovery	Qual	%Recovery Limits	RPD	Qual	RPD Limits
Semivolatile Organics by GC/MS - Westborough Lab Associated sample(s): 01-09 Batch: WG1099741-2 WG1099741-3								
Di-n-octylphthalate	96		95		40-140	1		50
Diethyl phthalate	88		90		40-140	2		50
Dimethyl phthalate	92		92		40-140	0		50
Benzo(a)anthracene	88		86		40-140	2		50
Benzo(a)pyrene	95		94		40-140	1		50
Benzo(b)fluoranthene	98		96		40-140	2		50
Benzo(k)fluoranthene	91		90		40-140	1		50
Chrysene	92		90		40-140	2		50
Acenaphthylene	96		98		40-140	2		50
Anthracene	90		90		40-140	0		50
Benzo(ghi)perylene	90		90		40-140	0		50
Fluorene	89		92		40-140	3		50
Phenanthrene	87		86		40-140	1		50
Dibenzo(a,h)anthracene	91		90		40-140	1		50
Indeno(1,2,3-cd)pyrene	93		91		40-140	2		50
Pyrene	88		89		35-142	1		50
Biphenyl	90		93		54-104	3		50
4-Chloroaniline	40		41		40-140	2		50
2-Nitroaniline	96		95		47-134	1		50
3-Nitroaniline	65		66		26-129	2		50
4-Nitroaniline	76		77		41-125	1		50
Dibenzofuran	87		89		40-140	2		50
2-Methylnaphthalene	86		88		40-140	2		50

Lab Control Sample Analysis

Batch Quality Control

Project Name: 1111 ELMWOOD

Project Number: B0369-018-004-002

Lab Number: L1809534

Report Date: 03/28/18

Parameter	LCS %Recovery	Qual	LCSD %Recovery	Qual	%Recovery Limits	RPD	Qual	RPD Limits
Semivolatile Organics by GC/MS - Westborough Lab Associated sample(s): 01-09 Batch: WG1099741-2 WG1099741-3								
1,2,4,5-Tetrachlorobenzene	92		92		40-117	0		50
Acetophenone	75		76		14-144	1		50
2,4,6-Trichlorophenol	96		98		30-130	2		50
p-Chloro-m-cresol	92		93		26-103	1		50
2-Chlorophenol	84		86		25-102	2		50
2,4-Dichlorophenol	93		96		30-130	3		50
2,4-Dimethylphenol	85		87		30-130	2		50
2-Nitrophenol	84		86		30-130	2		50
4-Nitrophenol	84		87		11-114	4		50
2,4-Dinitrophenol	69		74		4-130	7		50
4,6-Dinitro-o-cresol	97		98		10-130	1		50
Pentachlorophenol	80		83		17-109	4		50
Phenol	73		74		26-90	1		50
2-Methylphenol	82		83		30-130.	1		50
3-Methylphenol/4-Methylphenol	83		83		30-130	0		50
2,4,5-Trichlorophenol	101		102		30-130	1		50
Carbazole	89		88		54-128	1		50
Atrazine	95		94		40-140	1		50
Benzaldehyde	52		53		40-140	2		50
Caprolactam	70		72		15-130	3		50
2,3,4,6-Tetrachlorophenol	93		97		40-140	4		50

Lab Control Sample Analysis

Batch Quality Control

Project Name: 1111 ELMWOOD

Project Number: B0369-018-004-002

Lab Number: L1809534

Report Date: 03/28/18

Parameter	LCS %Recovery	Qual	LCSD %Recovery	Qual	%Recovery Limits	RPD	Qual	RPD Limits
Semivolatile Organics by GC/MS - Westborough Lab Associated sample(s): 01-09 Batch: WG1099741-2 WG1099741-3								

Surrogate	LCS %Recovery	Qual	LCSD %Recovery	Qual	Acceptance Criteria
2-Fluorophenol	81		80		25-120
Phenol-d6	79		79		10-120
Nitrobenzene-d5	72		71		23-120
2-Fluorobiphenyl	96		97		30-120
2,4,6-Tribromophenol	109		107		10-136
4-Terphenyl-d14	101		98		18-120

Matrix Spike Analysis

Batch Quality Control

Project Name: 1111 ELMWOOD

Project Number: B0369-018-004-002

Lab Number: L1809534

Report Date: 03/28/18

Parameter	Native Sample	MS Added	MS Found	MS %Recovery	Qual	MSD Found	MSD %Recovery	Qual	Recovery Limits	RPD	Qual	RPD Limits
Semivolatile Organics by GC/MS - Westborough Lab Associated sample(s): 01-09 QC Batch ID: WG1099741-4 WG1099741-5 QC Sample: L1809534-08 Client ID: B-9												
Acenaphthene	ND	1510	1300	86		1200	79		31-137	8		50
Hexachlorobenzene	ND	1510	1500	99		1500	99		40-140	0		50
Bis(2-chloroethyl)ether	ND	1510	1000	66		1100	72		40-140	10		50
2-Chloronaphthalene	ND	1510	1400	93		1300	86		40-140	7		50
3,3'-Dichlorobenzidine	ND	1510	860	57		91.J	**6**	Q	40-140	**162**	Q	50
2,4-Dinitrotoluene	ND	1510	1400	93		1400	92		40-132	0		50
2,6-Dinitrotoluene	ND	1510	1500	99		1500	99		40-140	0		50
Fluoranthene	ND	1510	1400	93		1400	92		40-140	0		50
4-Chlorophenyl phenyl ether	ND	1510	1400	93		1300	86		40-140	7		50
4-Bromophenyl phenyl ether	ND	1510	1400	93		1400	92		40-140	0		50
Bis(2-chloroisopropyl)ether	ND	1510	860	57		890	59		40-140	3		50
Bis(2-chloroethoxy)methane	ND	1510	1100	73		1100	72		40-117	0		50
Hexachlorobutadiene	ND	1510	1300	86		1300	86		40-140	0		50
Hexachlorocyclopentadiene	ND	1510	1000	66		1100	72		40-140	10		50
Hexachloroethane	ND	1510	1100	73		1100	72		40-140	0		50
Isophorone	ND	1510	1100	73		1100	72		40-140	0		50
Naphthalene	ND	1510	1200	79		1300	86		40-140	8		50
Nitrobenzene	ND	1510	1000	66		1100	72		40-140	10		50
NDPA/DPA	ND	1510	1400	93		1000	66		36-157	33		50
n-Nitrosodi-n-propylamine	ND	1510	1000	66		1000	66		32-121	0		50
Bis(2-ethylhexyl)phthalate	ND	1510	1400	93		1400	92		40-140	0		50
Butyl benzyl phthalate	ND	1510	1400	93		1300	86		40-140	7		50
Di-n-butylphthalate	ND	1510	1400	93		1400	92		40-140	0		50

Matrix Spike Analysis

Batch Quality Control

Project Name: 1111 ELMWOOD

Project Number: B0369-018-004-002

Lab Number: L1809534

Report Date: 03/28/18

Parameter	Native Sample	MS Added	MS Found	MS %Recovery	Qual	MSD Found	MSD %Recovery	Qual	Recovery Limits	RPD	Qual	RPD Limits
Semivolatile Organics by GC/MS - Westborough Lab Associated sample(s): 01-09 QC Batch ID: WG1099741-4 WG1099741-5 QC Sample: L1809534-08 Client ID: B-9												
Di-n-octylphthalate	ND	1510	1400	93		1400	92		40-140	0		50
Diethyl phthalate	ND	1510	1300	86		1300	86		40-140	0		50
Dimethyl phthalate	ND	1510	1400	93		1400	92		40-140	0		50
Benzo(a)anthracene	ND	1510	1300	86		1200	79		40-140	8		50
Benzo(a)pyrene	ND	1510	1400	93		1200	79		40-140	15		50
Benzo(b)fluoranthene	ND	1510	1500	99		1400	92		40-140	7		50
Benzo(k)fluoranthene	ND	1510	1300	86		1300	86		40-140	0		50
Chrysene	ND	1510	1400	93		1300	86		40-140	7		50
Acenaphthylene	ND	1510	1400	93		1400	92		40-140	0		50
Anthracene	ND	1510	1400	93		1300	86		40-140	7		50
Benzo(ghi)perylene	ND	1510	1300	86		1600	110		40-140	21		50
Fluorene	ND	1510	1400	93		1300	86		40-140	7		50
Phenanthrene	ND	1510	1300	86		1300	86		40-140	0		50
Dibenzo(a,h)anthracene	ND	1510	1400	93		1800	120		40-140	25		50
Indeno(1,2,3-cd)pyrene	ND	1510	1400	93		1600	110		40-140	13		50
Pyrene	ND	1510	1300	86		1300	86		35-142	0		50
Biphenyl	ND	1510	1400	93		1300	86		54-104	7		50
4-Chloroaniline	ND	1510	590	**39**	Q	420	**28**	Q	40-140	34		50
2-Nitroaniline	ND	1510	1400	93		1400	92		47-134	0		50
3-Nitroaniline	ND	1510	1100	73		320	**21**	Q	26-129	**110**	Q	50
4-Nitroaniline	ND	1510	1200	79		950	63		41-125	23		50
Dibenzofuran	ND	1510	1300	86		1300	86		40-140	0		50
2-Methylnaphthalene	ND	1510	1300	86		1300	86		40-140	0		50

Matrix Spike Analysis

Batch Quality Control

Project Name: 1111 ELMWOOD

Project Number: B0369-018-004-002

Lab Number: L1809534

Report Date: 03/28/18

Parameter	Native Sample	MS Added	MS Found	MS %Recovery	Qual	MSD Found	MSD %Recovery	Qual	Recovery Limits	RPD	Qual	RPD Limits
Semivolatile Organics by GC/MS - Westborough Lab Associated sample(s): 01-09 QC Batch ID: WG1099741-4 WG1099741-5 QC Sample: L1809534-08 Client ID: B-9												
1,2,4,5-Tetrachlorobenzene	ND	1510	1400	93		1300	86		40-117	7		50
Acetophenone	ND	1510	1200	79		1200	79		14-144	0		50
2,4,6-Trichlorophenol	ND	1510	1500	99		1500	99		30-130	0		50
p-Chloro-m-cresol	ND	1510	1400	93		1400	92		26-103	0		50
2-Chlorophenol	ND	1510	1300	86		1300	86		25-102	0		50
2,4-Dichlorophenol	ND	1510	1400	93		1400	92		30-130	0		50
2,4-Dimethylphenol	ND	1510	1300	86		1300	86		30-130	0		50
2-Nitrophenol	ND	1510	1300	86		1300	86		30-130	0		50
4-Nitrophenol	ND	1510	1300	86		1400	92		11-114	7		50
2,4-Dinitrophenol	ND	1510	200J	13		240J	16		4-130	18		50
4,6-Dinitro-o-cresol	ND	1510	1100	73		1200	79		10-130	9		50
Pentachlorophenol	ND	1510	1100	73		1200	79		17-109	9		50
Phenol	ND	1510	1100	73		1100	72		26-90	0		50
2-Methylphenol	ND	1510	1200	79		1300	86		30-130.	8		50
3-Methylphenol/4-Methylphenol	ND	1510	1200	79		1300	86		30-130	8		50
2,4,5-Trichlorophenol	ND	1510	1500	99		1600	110		30-130	6		50
Carbazole	ND	1510	1400	93		820	54		54-128	**52**	Q	50
Atrazine	ND	1510	1400	93		540	**36**	Q	40-140	**89**	Q	50
Benzaldehyde	ND	1510	780	52		530	**35**	Q	40-140	38		50
Caprolactam	ND	1510	920	61		940	62		15-130	2		50
2,3,4,6-Tetrachlorophenol	ND	1510	1400	93		1400	92		40-140	0		50

Matrix Spike Analysis

Batch Quality Control

Project Name: 1111 ELMWOOD

Project Number: B0369-018-004-002

Lab Number: L1809534

Report Date: 03/28/18

Parameter	Native Sample	MS Added	MS Found	MS %Recovery	Qual	MSD Found	MSD %Recovery	Qual	Recovery Limits	RPD	Qual	RPD Limits
Semivolatile Organics by GC/MS - Westborough Lab Associated sample(s): 01-09 QC Batch ID: WG1099741-4 WG1099741-5 QC Sample: L1809534-08 Client ID: B-9												

Surrogate	MS % Recovery	MS Qualifier	MSD % Recovery	MSD Qualifier	Acceptance Criteria
2,4,6-Tribromophenol	106		109		10-136
2-Fluorobiphenyl	93		88		30-120
2-Fluorophenol	77		82		25-120
4-Terphenyl-d14	91		89		18-120
Nitrobenzene-d5	71		73		23-120
Phenol-d6	77		79		10-120

PESTICIDES

Project Name: 1111 ELMWOOD
Project Number: B0369-018-004-002
Lab Number: L1809534
Report Date: 03/28/18

SAMPLE RESULTS

Lab ID: L1809534-05
Client ID: B-7
Sample Location: BUFFALO, NY

Date Collected: 03/20/18 10:49
Date Received: 03/20/18
Field Prep: Not Specified

Sample Depth:
Matrix: Soil
Analytical Method: 1,8081B
Analytical Date: 03/24/18 04:12
Analyst: JW
Percent Solids: 83%

Extraction Method: EPA 3546
Extraction Date: 03/22/18 09:48
Cleanup Method: EPA 3620B
Cleanup Date: 03/23/18

Parameter	Result	Qualifier	Units	RL	MDL	Dilution Factor	Column
Organochlorine Pesticides by GC - Westborough Lab							
Delta-BHC	ND		ug/kg	1.87	0.366	1	A
Lindane	ND		ug/kg	0.778	0.348	1	A
Alpha-BHC	ND		ug/kg	0.778	0.221	1	A
Beta-BHC	ND		ug/kg	1.87	0.708	1	A
Heptachlor	ND		ug/kg	0.934	0.418	1	A
Aldrin	ND		ug/kg	1.87	0.657	1	A
Heptachlor epoxide	ND		ug/kg	3.50	1.05	1	A
Endrin	ND		ug/kg	0.778	0.319	1	A
Endrin aldehyde	ND		ug/kg	2.33	0.817	1	A
Endrin ketone	ND		ug/kg	1.87	0.481	1	A
Dieldrin	ND		ug/kg	1.17	0.583	1	A
4,4'-DDE	ND		ug/kg	1.87	0.432	1	A
4,4'-DDD	ND		ug/kg	1.87	0.666	1	A
4,4'-DDT	ND		ug/kg	3.50	1.50	1	A
Endosulfan I	ND		ug/kg	1.87	0.441	1	A
Endosulfan II	ND		ug/kg	1.87	0.624	1	A
Endosulfan sulfate	ND		ug/kg	0.778	0.370	1	A
Methoxychlor	ND		ug/kg	3.50	1.09	1	A
Toxaphene	ND		ug/kg	35.0	9.80	1	A
cis-Chlordane	ND		ug/kg	2.33	0.650	1	A
trans-Chlordane	ND		ug/kg	2.33	0.616	1	A
Chlordane	ND		ug/kg	15.2	6.18	1	A

Project Name: 1111 ELMWOOD
Lab Number: L1809534
Project Number: B0369-018-004-002
Report Date: 03/28/18

SAMPLE RESULTS

Lab ID: L1809534-05
Client ID: B-7
Sample Location: BUFFALO, NY
Date Collected: 03/20/18 10:49
Date Received: 03/20/18
Field Prep: Not Specified

Sample Depth:

Parameter	Result	Qualifier	Units	RL	MDL	Dilution Factor	Column
Organochlorine Pesticides by GC - Westborough Lab							

Surrogate	% Recovery	Qualifier	Acceptance Criteria	Column
2,4,5,6-Tetrachloro-m-xylene	67		30-150	B
Decachlorobiphenyl	69		30-150	B
2,4,5,6-Tetrachloro-m-xylene	74		30-150	A
Decachlorobiphenyl	78		30-150	A

Project Name: 1111 ELMWOOD
Project Number: B0369-018-004-002
Lab Number: L1809534
Report Date: 03/28/18

SAMPLE RESULTS

Lab ID: L1809534-06
Client ID: B-8
Sample Location: BUFFALO, NY

Date Collected: 03/20/18 12:27
Date Received: 03/20/18
Field Prep: Not Specified

Sample Depth:
Matrix: Soil
Analytical Method: 1,8081B
Analytical Date: 03/23/18 16:41
Analyst: JW
Percent Solids: 87%

Extraction Method: EPA 3546
Extraction Date: 03/22/18 09:48
Cleanup Method: EPA 3620B
Cleanup Date: 03/23/18

Parameter	Result	Qualifier	Units	RL	MDL	Dilution Factor	Column
Organochlorine Pesticides by GC - Westborough Lab							
Delta-BHC	ND		ug/kg	1.82	0.357	1	A
Lindane	ND		ug/kg	0.760	0.340	1	A
Alpha-BHC	ND		ug/kg	0.760	0.216	1	A
Beta-BHC	ND		ug/kg	1.82	0.692	1	A
Heptachlor	ND		ug/kg	0.912	0.409	1	A
Aldrin	ND		ug/kg	1.82	0.642	1	A
Heptachlor epoxide	ND		ug/kg	3.42	1.02	1	A
Endrin	ND		ug/kg	0.760	0.312	1	A
Endrin aldehyde	ND		ug/kg	2.28	0.798	1	A
Endrin ketone	ND		ug/kg	1.82	0.470	1	A
Dieldrin	ND		ug/kg	1.14	0.570	1	A
4,4'-DDE	ND		ug/kg	1.82	0.422	1	A
4,4'-DDD	ND		ug/kg	1.82	0.650	1	A
4,4'-DDT	ND		ug/kg	3.42	1.47	1	A
Endosulfan I	ND		ug/kg	1.82	0.431	1	A
Endosulfan II	ND		ug/kg	1.82	0.609	1	A
Endosulfan sulfate	ND		ug/kg	0.760	0.362	1	A
Methoxychlor	ND		ug/kg	3.42	1.06	1	A
Toxaphene	ND		ug/kg	34.2	9.58	1	A
cis-Chlordane	ND		ug/kg	2.28	0.635	1	A
trans-Chlordane	ND		ug/kg	2.28	0.602	1	A
Chlordane	ND		ug/kg	14.8	6.04	1	A

Project Name: 1111 ELMWOOD **Lab Number:** L1809534

Project Number: B0369-018-004-002 **Report Date:** 03/28/18

SAMPLE RESULTS

Lab ID: L1809534-06 Date Collected: 03/20/18 12:27

Client ID: B-8 Date Received: 03/20/18

Sample Location: BUFFALO, NY Field Prep: Not Specified

Sample Depth:

Parameter	Result	Qualifier	Units	RL	MDL	Dilution Factor	Column
Organochlorine Pesticides by GC - Westborough Lab							

Surrogate	% Recovery	Qualifier	Acceptance Criteria	Column
2,4,5,6-Tetrachloro-m-xylene	77		30-150	B
Decachlorobiphenyl	89		30-150	B
2,4,5,6-Tetrachloro-m-xylene	81		30-150	A
Decachlorobiphenyl	57		30-150	A

Project Name: 1111 ELMWOOD
Project Number: B0369-018-004-002
Lab Number: L1809534
Report Date: 03/28/18

SAMPLE RESULTS

Lab ID: L1809534-07
Client ID: BLIND DUP #1
Sample Location: BUFFALO, NY

Date Collected: 03/20/18 12:00
Date Received: 03/20/18
Field Prep: Not Specified

Sample Depth:
Matrix: Soil
Analytical Method: 1,8081B
Analytical Date: 03/23/18 16:54
Analyst: JW
Percent Solids: 88%

Extraction Method: EPA 3546
Extraction Date: 03/22/18 09:48
Cleanup Method: EPA 3620B
Cleanup Date: 03/23/18

Parameter	Result	Qualifier	Units	RL	MDL	Dilution Factor	Column
Organochlorine Pesticides by GC - Westborough Lab							
Delta-BHC	ND		ug/kg	1.80	0.353	1	A
Lindane	ND		ug/kg	0.750	0.335	1	A
Alpha-BHC	ND		ug/kg	0.750	0.213	1	A
Beta-BHC	ND		ug/kg	1.80	0.683	1	A
Heptachlor	ND		ug/kg	0.900	0.404	1	A
Aldrin	ND		ug/kg	1.80	0.634	1	A
Heptachlor epoxide	ND		ug/kg	3.38	1.01	1	A
Endrin	ND		ug/kg	0.750	0.308	1	A
Endrin aldehyde	ND		ug/kg	2.25	0.788	1	A
Endrin ketone	ND		ug/kg	1.80	0.464	1	A
Dieldrin	ND		ug/kg	1.12	0.563	1	A
4,4'-DDE	ND		ug/kg	1.80	0.416	1	A
4,4'-DDD	ND		ug/kg	1.80	0.642	1	A
4,4'-DDT	ND		ug/kg	3.38	1.45	1	A
Endosulfan I	ND		ug/kg	1.80	0.425	1	A
Endosulfan II	ND		ug/kg	1.80	0.602	1	A
Endosulfan sulfate	ND		ug/kg	0.750	0.357	1	A
Methoxychlor	ND		ug/kg	3.38	1.05	1	A
Toxaphene	ND		ug/kg	33.8	9.45	1	A
cis-Chlordane	ND		ug/kg	2.25	0.627	1	A
trans-Chlordane	ND		ug/kg	2.25	0.594	1	A
Chlordane	ND		ug/kg	14.6	5.96	1	A

Project Name: 1111 ELMWOOD
Lab Number: L1809534
Project Number: B0369-018-004-002
Report Date: 03/28/18

SAMPLE RESULTS

Lab ID: L1809534-07
Client ID: BLIND DUP #1
Sample Location: BUFFALO, NY
Date Collected: 03/20/18 12:00
Date Received: 03/20/18
Field Prep: Not Specified

Sample Depth:

Parameter	Result	Qualifier	Units	RL	MDL	Dilution Factor	Column
Organochlorine Pesticides by GC - Westborough Lab							

Surrogate	% Recovery	Qualifier	Acceptance Criteria	Column
2,4,5,6-Tetrachloro-m-xylene	85		30-150	B
Decachlorobiphenyl	107		30-150	B
2,4,5,6-Tetrachloro-m-xylene	87		30-150	A
Decachlorobiphenyl	68		30-150	A

Project Name: 1111 ELMWOOD
Project Number: B0369-018-004-002
Lab Number: L1809534
Report Date: 03/28/18

SAMPLE RESULTS

Lab ID: L1809534-08
Client ID: B-9
Sample Location: BUFFALO, NY

Date Collected: 03/20/18 14:28
Date Received: 03/20/18
Field Prep: Not Specified

Sample Depth:
Matrix: Soil
Analytical Method: 1,8081B
Analytical Date: 03/23/18 15:25
Analyst: JW
Percent Solids: 86%

Extraction Method: EPA 3546
Extraction Date: 03/22/18 09:48
Cleanup Method: EPA 3620B
Cleanup Date: 03/23/18

Parameter	Result	Qualifier	Units	RL	MDL	Dilution Factor	Column
Organochlorine Pesticides by GC - Westborough Lab							
Delta-BHC	ND		ug/kg	1.84	0.360	1	A
Lindane	ND		ug/kg	0.765	0.342	1	A
Alpha-BHC	ND		ug/kg	0.765	0.217	1	A
Beta-BHC	ND		ug/kg	1.84	0.696	1	A
Heptachlor	ND		ug/kg	0.918	0.412	1	A
Aldrin	ND		ug/kg	1.84	0.647	1	A
Heptachlor epoxide	ND		ug/kg	3.44	1.03	1	A
Endrin	ND		ug/kg	0.765	0.314	1	A
Endrin aldehyde	ND		ug/kg	2.30	0.804	1	A
Endrin ketone	ND		ug/kg	1.84	0.473	1	A
Dieldrin	ND		ug/kg	1.15	0.574	1	A
4,4'-DDE	ND		ug/kg	1.84	0.425	1	A
4,4'-DDD	ND		ug/kg	1.84	0.655	1	A
4,4'-DDT	ND		ug/kg	3.44	1.48	1	A
Endosulfan I	ND		ug/kg	1.84	0.434	1	A
Endosulfan II	ND		ug/kg	1.84	0.614	1	A
Endosulfan sulfate	ND		ug/kg	0.765	0.364	1	A
Methoxychlor	ND		ug/kg	3.44	1.07	1	A
Toxaphene	ND		ug/kg	34.4	9.64	1	A
cis-Chlordane	ND		ug/kg	2.30	0.640	1	A
trans-Chlordane	ND		ug/kg	2.30	0.606	1	A
Chlordane	ND		ug/kg	14.9	6.08	1	A

Project Name: 1111 ELMWOOD
Lab Number: L1809534
Project Number: B0369-018-004-002
Report Date: 03/28/18

SAMPLE RESULTS

Lab ID: L1809534-08
Client ID: B-9
Sample Location: BUFFALO, NY
Date Collected: 03/20/18 14:28
Date Received: 03/20/18
Field Prep: Not Specified

Sample Depth:

Parameter	Result	Qualifier	Units	RL	MDL	Dilution Factor	Column
Organochlorine Pesticides by GC - Westborough Lab							

Surrogate	% Recovery	Qualifier	Acceptance Criteria	Column
2,4,5,6-Tetrachloro-m-xylene	73		30-150	B
Decachlorobiphenyl	91		30-150	B
2,4,5,6-Tetrachloro-m-xylene	73		30-150	A
Decachlorobiphenyl	52		30-150	A

Project Name: 1111 ELMWOOD
Project Number: B0369-018-004-002
Lab Number: L1809534
Report Date: 03/28/18

SAMPLE RESULTS

Lab ID: L1809534-09
Client ID: B-10
Sample Location: BUFFALO, NY

Date Collected: 03/20/18 14:36
Date Received: 03/20/18
Field Prep: Not Specified

Sample Depth:
Matrix: Soil
Analytical Method: 1,8081B
Analytical Date: 03/23/18 17:07
Analyst: JW
Percent Solids: 87%

Extraction Method: EPA 3546
Extraction Date: 03/22/18 09:48
Cleanup Method: EPA 3620B
Cleanup Date: 03/23/18

Parameter	Result	Qualifier	Units	RL	MDL	Dilution Factor	Column
Organochlorine Pesticides by GC - Westborough Lab							
Delta-BHC	ND		ug/kg	1.76	0.344	1	A
Lindane	ND		ug/kg	0.733	0.328	1	A
Alpha-BHC	ND		ug/kg	0.733	0.208	1	A
Beta-BHC	ND		ug/kg	1.76	0.667	1	A
Heptachlor	ND		ug/kg	0.879	0.394	1	A
Aldrin	ND		ug/kg	1.76	0.619	1	A
Heptachlor epoxide	ND		ug/kg	3.30	0.989	1	A
Endrin	ND		ug/kg	0.733	0.300	1	A
Endrin aldehyde	ND		ug/kg	2.20	0.769	1	A
Endrin ketone	ND		ug/kg	1.76	0.453	1	A
Dieldrin	ND		ug/kg	1.10	0.550	1	A
4,4'-DDE	ND		ug/kg	1.76	0.407	1	A
4,4'-DDD	ND		ug/kg	1.76	0.627	1	A
4,4'-DDT	ND		ug/kg	3.30	1.41	1	A
Endosulfan I	ND		ug/kg	1.76	0.415	1	A
Endosulfan II	ND		ug/kg	1.76	0.588	1	A
Endosulfan sulfate	ND		ug/kg	0.733	0.349	1	A
Methoxychlor	ND		ug/kg	3.30	1.02	1	A
Toxaphene	ND		ug/kg	33.0	9.23	1	A
cis-Chlordane	ND		ug/kg	2.20	0.612	1	A
trans-Chlordane	ND		ug/kg	2.20	0.580	1	A
Chlordane	ND		ug/kg	14.3	5.82	1	A

Project Name: 1111 ELMWOOD **Lab Number:** L1809534

Project Number: B0369-018-004-002 **Report Date:** 03/28/18

SAMPLE RESULTS

Lab ID: L1809534-09 Date Collected: 03/20/18 14:36

Client ID: B-10 Date Received: 03/20/18

Sample Location: BUFFALO, NY Field Prep: Not Specified

Sample Depth:

Parameter	Result	Qualifier	Units	RL	MDL	Dilution Factor	Column
Organochlorine Pesticides by GC - Westborough Lab							

Surrogate	% Recovery	Qualifier	Acceptance Criteria	Column
2,4,5,6-Tetrachloro-m-xylene	84		30-150	B
Decachlorobiphenyl	106		30-150	B
2,4,5,6-Tetrachloro-m-xylene	84		30-150	A
Decachlorobiphenyl	51		30-150	A

Project Name: 1111 ELMWOOD
Project Number: B0369-018-004-002

Lab Number: L1809534
Report Date: 03/28/18

Method Blank Analysis
Batch Quality Control

Analytical Method: 1,8081B
Analytical Date: 03/23/18 14:46
Analyst: JW

Extraction Method: EPA 3546
Extraction Date: 03/22/18 04:20
Cleanup Method: EPA 3620B
Cleanup Date: 03/23/18

Parameter	Result	Qualifier	Units	RL	MDL	Column
Organochlorine Pesticides by GC - Westborough Lab for sample(s): 05-09 Batch: WG1099404-1						
Delta-BHC	ND		ug/kg	1.52	0.298	A
Lindane	ND		ug/kg	0.635	0.284	A
Alpha-BHC	ND		ug/kg	0.635	0.180	A
Beta-BHC	ND		ug/kg	1.52	0.578	A
Heptachlor	ND		ug/kg	0.762	0.342	A
Aldrin	ND		ug/kg	1.52	0.536	A
Heptachlor epoxide	ND		ug/kg	2.86	0.857	A
Endrin	ND		ug/kg	0.635	0.260	A
Endrin aldehyde	ND		ug/kg	1.90	0.667	A
Endrin ketone	ND		ug/kg	1.52	0.392	A
Dieldrin	ND		ug/kg	0.952	0.476	A
4,4'-DDE	ND		ug/kg	1.52	0.352	A
4,4'-DDD	ND		ug/kg	1.52	0.543	A
4,4'-DDT	ND		ug/kg	2.86	1.22	A
Endosulfan I	ND		ug/kg	1.52	0.360	A
Endosulfan II	ND		ug/kg	1.52	0.509	A
Endosulfan sulfate	ND		ug/kg	0.635	0.302	A
Methoxychlor	ND		ug/kg	2.86	0.889	A
Toxaphene	ND		ug/kg	28.6	8.00	A
cis-Chlordane	ND		ug/kg	1.90	0.531	A
trans-Chlordane	ND		ug/kg	1.90	0.503	A
Chlordane	ND		ug/kg	12.4	5.05	A

Project Name: 1111 ELMWOOD
Project Number: B0369-018-004-002

Lab Number: L1809534
Report Date: 03/28/18

Method Blank Analysis
Batch Quality Control

Analytical Method: 1,8081B
Analytical Date: 03/23/18 14:46
Analyst: JW

Extraction Method: EPA 3546
Extraction Date: 03/22/18 04:20
Cleanup Method: EPA 3620B
Cleanup Date: 03/23/18

Parameter	Result	Qualifier	Units	RL	MDL	Column
Organochlorine Pesticides by GC - Westborough Lab for sample(s): 05-09 Batch: WG1099404-1						

Surrogate	%Recovery	Qualifier	Acceptance Criteria	Column
2,4,5,6-Tetrachloro-m-xylene	102		30-150	B
Decachlorobiphenyl	117		30-150	B
2,4,5,6-Tetrachloro-m-xylene	102		30-150	A
Decachlorobiphenyl	57		30-150	A

Lab Control Sample Analysis
Batch Quality Control

Project Name: 1111 ELMWOOD
Project Number: B0369-018-004-002

Lab Number: L1809534
Report Date: 03/28/18

Parameter	LCS %Recovery	Qual	LCSD %Recovery	Qual	%Recovery Limits	RPD	Qual	RPD Limits	Column
Organochlorine Pesticides by GC - Westborough Lab Associated sample(s): 05-09 Batch: WG1099404-2 WG1099404-3									
Delta-BHC	89		84		30-150	6		30	A
Lindane	94		91		30-150	3		30	A
Alpha-BHC	91		87		30-150	4		30	A
Beta-BHC	97		94		30-150	3		30	A
Heptachlor	103		99		30-150	4		30	A
Aldrin	99		93		30-150	6		30	A
Heptachlor epoxide	93		88		30-150	6		30	A
Endrin	100		96		30-150	4		30	A
Endrin aldehyde	57		63		30-150	10		30	A
Endrin ketone	79		82		30-150	4		30	A
Dieldrin	106		101		30-150	5		30	A
4,4'-DDE	95		90		30-150	5		30	A
4,4'-DDD	81		77		30-150	5		30	A
4,4'-DDT	85		80		30-150	6		30	A
Endosulfan I	100		95		30-150	5		30	A
Endosulfan II	95		92		30-150	3		30	A
Endosulfan sulfate	68		74		30-150	8		30	A
Methoxychlor	88		86		30-150	2		30	A
cis-Chlordane	93		80		30-150	15		30	A
trans-Chlordane	70		64		30-150	9		30	A

Lab Control Sample Analysis

Batch Quality Control

Project Name: 1111 ELMWOOD

Project Number: B0369-018-004-002

Lab Number: L1809534

Report Date: 03/28/18

Parameter	LCS %Recovery	Qual	LCSD %Recovery	Qual	%Recovery Limits	RPD	Qual	RPD Limits
Organochlorine Pesticides by GC - Westborough Lab Associated sample(s): 05-09 Batch: WG1099404-2 WG1099404-3								

Surrogate	LCS %Recovery	Qual	LCSD %Recovery	Qual	Acceptance Criteria	Column
2,4,5,6-Tetrachloro-m-xylene	92		88		30-150	B
Decachlorobiphenyl	111		108		30-150	B
2,4,5,6-Tetrachloro-m-xylene	97		86		30-150	A
Decachlorobiphenyl	74		63		30-150	A

Matrix Spike Analysis

Batch Quality Control

Project Name: 1111 ELMWOOD

Project Number: B0369-018-004-002

Lab Number: L1809534

Report Date: 03/28/18

Parameter	Native Sample	MS Added	MS Found	MS %Recovery	Qual	MSD Found	MSD %Recovery	Qual	Recovery Limits	RPD	Qual	RPD Limits	Column
Organochlorine Pesticides by GC - Westborough Lab Associated sample(s): 05-09 QC Batch ID: WG1099404-4 WG1099404-5 QC Sample: L1809534-08 Client ID: B-9													
Delta-BHC	ND	37.4	26.5	71		29.9	78		30-150	12		50	A
Lindane	ND	37.4	33.3	89		34.7	91		30-150	4		50	A
Alpha-BHC	ND	37.4	32.0	86		33.3	87		30-150	4		50	A
Beta-BHC	ND	37.4	37.5	100		36.6	96		30-150	2		50	A
Heptachlor	ND	37.4	37.5	100		38.0	99		30-150	1		50	A
Aldrin	ND	37.4	35.0	94		35.9	94		30-150	3		50	A
Heptachlor epoxide	ND	37.4	33.9	91		34.4	90		30-150	1		50	A
Endrin	ND	37.4	37.0	99		37.7	99		30-150	2		50	A
Endrin aldehyde	ND	37.4	25.0	67		23.1	60		30-150	8		50	A
Endrin ketone	ND	37.4	32.0	86		30.6	80		30-150	4		50	A
Dieldrin	ND	37.4	38.9	104		39.4	103		30-150	1		50	A
4,4'-DDE	ND	37.4	34.0	91		35.2	92		30-150	3		50	A
4,4'-DDD	ND	37.4	29.6	79		29.4	77		30-150	1		50	A
4,4'-DDT	ND	37.4	31.3	84		32.0	84		30-150	2		50	A
Endosulfan I	ND	37.4	35.5	95		36.9	97		30-150	4		50	A
Endosulfan II	ND	37.4	35.7	95		35.5	93		30-150	1		50	A
Endosulfan sulfate	ND	37.4	28.2	75		26.3	69		30-150	7		50	A
Methoxychlor	ND	37.4	33.5	90		33.2	87		30-150	1		50	A
cis-Chlordane	ND	37.4	30.5	82		32.3	85		30-150	6		50	A
trans-Chlordane	ND	37.4	24.1	64		25.0	65		30-150	4		50	A

Matrix Spike Analysis

Batch Quality Control

Project Name: 1111 ELMWOOD

Project Number: B0369-018-004-002

Lab Number: L1809534

Report Date: 03/28/18

Parameter	Native Sample	MS Added	MS Found	MS %Recovery	Qual	MSD Found	MSD %Recovery	Qual	Recovery Limits	RPD	Qual	RPD Limits
Organochlorine Pesticides by GC - Westborough Lab Associated sample(s): 05-09 QC Batch ID: WG1099404-4 WG1099404-5 QC Sample: L1809534-08 Client ID: B-9												

Surrogate	MS % Recovery	MS Qualifier	MSD % Recovery	MSD Qualifier	Acceptance Criteria	Column
2,4,5,6-Tetrachloro-m-xylene	86		87		30-150	B
Decachlorobiphenyl	108		110		30-150	B
2,4,5,6-Tetrachloro-m-xylene	85		86		30-150	A
Decachlorobiphenyl	57		65		30-150	A

METALS

Project Name: 1111 ELMWOOD
Project Number: B0369-018-004-002
Lab Number: L1809534
Report Date: 03/28/18

SAMPLE RESULTS

Lab ID: L1809534-01
Client ID: B-5
Sample Location: BUFFALO, NY
Date Collected: 03/20/18 08:49
Date Received: 03/20/18
Field Prep: Not Specified

Sample Depth:
Matrix: Soil
Percent Solids: 85%

Parameter	Result	Qualifier	Units	RL	MDL	Dilution Factor	Date Prepared	Date Analyzed	Prep Method	Analytical Method	Analyst
Total Metals - Mansfield Lab											
Aluminum, Total	7580		mg/kg	9.08	2.45	2	03/22/18 21:09	03/26/18 16:30	EPA 3050B	1,6010C	PS
Antimony, Total	ND		mg/kg	4.54	0.345	2	03/22/18 21:09	03/26/18 16:30	EPA 3050B	1,6010C	PS
Arsenic, Total	2.89		mg/kg	0.908	0.189	2	03/22/18 21:09	03/26/18 16:30	EPA 3050B	1,6010C	PS
Barium, Total	65.3		mg/kg	0.908	0.158	2	03/22/18 21:09	03/26/18 16:30	EPA 3050B	1,6010C	PS
Beryllium, Total	0.272	J	mg/kg	0.454	0.030	2	03/22/18 21:09	03/26/18 16:30	EPA 3050B	1,6010C	PS
Cadmium, Total	0.563	J	mg/kg	0.908	0.089	2	03/22/18 21:09	03/26/18 16:30	EPA 3050B	1,6010C	PS
Calcium, Total	84800		mg/kg	90.8	31.8	20	03/22/18 21:09	03/26/18 20:09	EPA 3050B	1,6010C	AB
Chromium, Total	11.1		mg/kg	0.908	0.087	2	03/22/18 21:09	03/26/18 16:30	EPA 3050B	1,6010C	PS
Cobalt, Total	6.78		mg/kg	1.82	0.151	2	03/22/18 21:09	03/26/18 16:30	EPA 3050B	1,6010C	PS
Copper, Total	13.6		mg/kg	0.908	0.234	2	03/22/18 21:09	03/26/18 16:30	EPA 3050B	1,6010C	PS
Iron, Total	16000		mg/kg	4.54	0.820	2	03/22/18 21:09	03/26/18 16:30	EPA 3050B	1,6010C	PS
Lead, Total	11.5		mg/kg	4.54	0.243	2	03/22/18 21:09	03/26/18 16:30	EPA 3050B	1,6010C	PS
Magnesium, Total	22000		mg/kg	9.08	1.40	2	03/22/18 21:09	03/26/18 16:30	EPA 3050B	1,6010C	PS
Manganese, Total	385		mg/kg	0.908	0.144	2	03/22/18 21:09	03/26/18 16:30	EPA 3050B	1,6010C	PS
Mercury, Total	0.020	J	mg/kg	0.075	0.016	1	03/27/18 05:00	03/27/18 12:57	EPA 7471B	1,7471B	MG
Nickel, Total	13.5		mg/kg	2.27	0.220	2	03/22/18 21:09	03/26/18 16:30	EPA 3050B	1,6010C	PS
Potassium, Total	940		mg/kg	227	13.1	2	03/22/18 21:09	03/26/18 16:30	EPA 3050B	1,6010C	PS
Selenium, Total	ND		mg/kg	1.82	0.234	2	03/22/18 21:09	03/26/18 16:30	EPA 3050B	1,6010C	PS
Silver, Total	ND		mg/kg	0.908	0.257	2	03/22/18 21:09	03/26/18 16:30	EPA 3050B	1,6010C	PS
Sodium, Total	117	J	mg/kg	182	2.86	2	03/22/18 21:09	03/26/18 16:30	EPA 3050B	1,6010C	PS
Thallium, Total	ND		mg/kg	1.82	0.286	2	03/22/18 21:09	03/26/18 16:30	EPA 3050B	1,6010C	PS
Vanadium, Total	17.0		mg/kg	0.908	0.184	2	03/22/18 21:09	03/26/18 16:30	EPA 3050B	1,6010C	PS
Zinc, Total	52.8		mg/kg	4.54	0.266	2	03/22/18 21:09	03/26/18 16:30	EPA 3050B	1,6010C	PS

Project Name: 1111 ELMWOOD
Project Number: B0369-018-004-002
Lab Number: L1809534
Report Date: 03/28/18

SAMPLE RESULTS

Lab ID: L1809534-02
Client ID: SW-5
Sample Location: BUFFALO, NY
Date Collected: 03/20/18 08:56
Date Received: 03/20/18
Field Prep: Not Specified

Sample Depth:
Matrix: Soil
Percent Solids: 88%

Parameter	Result	Qualifier	Units	RL	MDL	Dilution Factor	Date Prepared	Date Analyzed	Prep Method	Analytical Method	Analyst
Total Metals - Mansfield Lab											
Aluminum, Total	4630		mg/kg	8.66	2.34	2	03/22/18 21:09	03/26/18 16:35	EPA 3050B	1,6010C	PS
Antimony, Total	ND		mg/kg	4.33	0.329	2	03/22/18 21:09	03/26/18 16:35	EPA 3050B	1,6010C	PS
Arsenic, Total	2.20		mg/kg	0.866	0.180	2	03/22/18 21:09	03/26/18 16:35	EPA 3050B	1,6010C	PS
Barium, Total	37.5		mg/kg	0.866	0.151	2	03/22/18 21:09	03/26/18 16:35	EPA 3050B	1,6010C	PS
Beryllium, Total	0.138	J	mg/kg	0.433	0.029	2	03/22/18 21:09	03/26/18 16:35	EPA 3050B	1,6010C	PS
Cadmium, Total	0.459	J	mg/kg	0.866	0.085	2	03/22/18 21:09	03/26/18 16:35	EPA 3050B	1,6010C	PS
Calcium, Total	67700		mg/kg	86.6	30.3	20	03/22/18 21:09	03/26/18 20:14	EPA 3050B	1,6010C	AB
Chromium, Total	7.12		mg/kg	0.866	0.083	2	03/22/18 21:09	03/26/18 16:35	EPA 3050B	1,6010C	PS
Cobalt, Total	4.13		mg/kg	1.73	0.144	2	03/22/18 21:09	03/26/18 16:35	EPA 3050B	1,6010C	PS
Copper, Total	10.2		mg/kg	0.866	0.223	2	03/22/18 21:09	03/26/18 16:35	EPA 3050B	1,6010C	PS
Iron, Total	10700		mg/kg	4.33	0.782	2	03/22/18 21:09	03/26/18 16:35	EPA 3050B	1,6010C	PS
Lead, Total	9.00		mg/kg	4.33	0.232	2	03/22/18 21:09	03/26/18 16:35	EPA 3050B	1,6010C	PS
Magnesium, Total	21400		mg/kg	8.66	1.33	2	03/22/18 21:09	03/26/18 16:35	EPA 3050B	1,6010C	PS
Manganese, Total	298		mg/kg	0.866	0.138	2	03/22/18 21:09	03/26/18 16:35	EPA 3050B	1,6010C	PS
Mercury, Total	ND		mg/kg	0.07	0.02	1	03/22/18 06:00	03/22/18 19:02	EPA 7471B	1,7471B	EA
Nickel, Total	8.14		mg/kg	2.16	0.210	2	03/22/18 21:09	03/26/18 16:35	EPA 3050B	1,6010C	PS
Potassium, Total	644		mg/kg	216	12.5	2	03/22/18 21:09	03/26/18 16:35	EPA 3050B	1,6010C	PS
Selenium, Total	ND		mg/kg	1.73	0.223	2	03/22/18 21:09	03/26/18 16:35	EPA 3050B	1,6010C	PS
Silver, Total	ND		mg/kg	0.866	0.245	2	03/22/18 21:09	03/26/18 16:35	EPA 3050B	1,6010C	PS
Sodium, Total	151	J	mg/kg	173	2.73	2	03/22/18 21:09	03/26/18 16:35	EPA 3050B	1,6010C	PS
Thallium, Total	ND		mg/kg	1.73	0.273	2	03/22/18 21:09	03/26/18 16:35	EPA 3050B	1,6010C	PS
Vanadium, Total	12.2		mg/kg	0.866	0.176	2	03/22/18 21:09	03/26/18 16:35	EPA 3050B	1,6010C	PS
Zinc, Total	61.0		mg/kg	4.33	0.254	2	03/22/18 21:09	03/26/18 16:35	EPA 3050B	1,6010C	PS

Project Name: 1111 ELMWOOD
Project Number: B0369-018-004-002
Lab Number: L1809534
Report Date: 03/28/18

SAMPLE RESULTS

Lab ID: L1809534-03
Client ID: B-6
Sample Location: BUFFALO, NY
Date Collected: 03/20/18 09:17
Date Received: 03/20/18
Field Prep: Not Specified

Sample Depth:
Matrix: Soil
Percent Solids: 83%

Parameter	Result	Qualifier	Units	RL	MDL	Dilution Factor	Date Prepared	Date Analyzed	Prep Method	Analytical Method	Analyst
Total Metals - Mansfield Lab											
Aluminum, Total	7230		mg/kg	9.45	2.55	2	03/22/18 21:09	03/26/18 16:39	EPA 3050B	1,6010C	PS
Antimony, Total	ND		mg/kg	4.73	0.359	2	03/22/18 21:09	03/26/18 16:39	EPA 3050B	1,6010C	PS
Arsenic, Total	2.75		mg/kg	0.945	0.197	2	03/22/18 21:09	03/26/18 16:39	EPA 3050B	1,6010C	PS
Barium, Total	60.8		mg/kg	0.945	0.164	2	03/22/18 21:09	03/26/18 16:39	EPA 3050B	1,6010C	PS
Beryllium, Total	0.312	J	mg/kg	0.473	0.031	2	03/22/18 21:09	03/26/18 16:39	EPA 3050B	1,6010C	PS
Cadmium, Total	0.539	J	mg/kg	0.945	0.093	2	03/22/18 21:09	03/26/18 16:39	EPA 3050B	1,6010C	PS
Calcium, Total	31000		mg/kg	9.45	3.31	2	03/22/18 21:09	03/26/18 16:39	EPA 3050B	1,6010C	PS
Chromium, Total	9.76		mg/kg	0.945	0.091	2	03/22/18 21:09	03/26/18 16:39	EPA 3050B	1,6010C	PS
Cobalt, Total	6.21		mg/kg	1.89	0.157	2	03/22/18 21:09	03/26/18 16:39	EPA 3050B	1,6010C	PS
Copper, Total	12.4		mg/kg	0.945	0.244	2	03/22/18 21:09	03/26/18 16:39	EPA 3050B	1,6010C	PS
Iron, Total	13500		mg/kg	4.73	0.854	2	03/22/18 21:09	03/26/18 16:39	EPA 3050B	1,6010C	PS
Lead, Total	12.7		mg/kg	4.73	0.253	2	03/22/18 21:09	03/26/18 16:39	EPA 3050B	1,6010C	PS
Magnesium, Total	14800		mg/kg	9.45	1.46	2	03/22/18 21:09	03/26/18 16:39	EPA 3050B	1,6010C	PS
Manganese, Total	393		mg/kg	0.945	0.150	2	03/22/18 21:09	03/26/18 16:39	EPA 3050B	1,6010C	PS
Mercury, Total	0.02	J	mg/kg	0.08	0.02	1	03/22/18 06:00	03/22/18 19:03	EPA 7471B	1,7471B	EA
Nickel, Total	10.7		mg/kg	2.36	0.229	2	03/22/18 21:09	03/26/18 16:39	EPA 3050B	1,6010C	PS
Potassium, Total	670		mg/kg	236	13.6	2	03/22/18 21:09	03/26/18 16:39	EPA 3050B	1,6010C	PS
Selenium, Total	ND		mg/kg	1.89	0.244	2	03/22/18 21:09	03/26/18 16:39	EPA 3050B	1,6010C	PS
Silver, Total	ND		mg/kg	0.945	0.268	2	03/22/18 21:09	03/26/18 16:39	EPA 3050B	1,6010C	PS
Sodium, Total	135	J	mg/kg	189	2.98	2	03/22/18 21:09	03/26/18 16:39	EPA 3050B	1,6010C	PS
Thallium, Total	ND		mg/kg	1.89	0.298	2	03/22/18 21:09	03/26/18 16:39	EPA 3050B	1,6010C	PS
Vanadium, Total	15.9		mg/kg	0.945	0.192	2	03/22/18 21:09	03/26/18 16:39	EPA 3050B	1,6010C	PS
Zinc, Total	57.4		mg/kg	4.73	0.277	2	03/22/18 21:09	03/26/18 16:39	EPA 3050B	1,6010C	PS

Project Name: 1111 ELMWOOD
Project Number: B0369-018-004-002
Lab Number: L1809534
Report Date: 03/28/18

SAMPLE RESULTS

Lab ID: L1809534-04
Client ID: SW-6
Sample Location: BUFFALO, NY
Date Collected: 03/20/18 11:46
Date Received: 03/20/18
Field Prep: Not Specified

Sample Depth:
Matrix: Soil
Percent Solids: 83%

Parameter	Result	Qualifier	Units	RL	MDL	Dilution Factor	Date Prepared	Date Analyzed	Prep Method	Analytical Method	Analyst
Total Metals - Mansfield Lab											
Aluminum, Total	8070		mg/kg	9.24	2.50	2	03/22/18 21:09	03/26/18 16:44	EPA 3050B	1,6010C	PS
Antimony, Total	ND		mg/kg	4.62	0.351	2	03/22/18 21:09	03/26/18 16:44	EPA 3050B	1,6010C	PS
Arsenic, Total	3.87		mg/kg	0.924	0.192	2	03/22/18 21:09	03/26/18 16:44	EPA 3050B	1,6010C	PS
Barium, Total	76.7		mg/kg	0.924	0.161	2	03/22/18 21:09	03/26/18 16:44	EPA 3050B	1,6010C	PS
Beryllium, Total	0.324	J	mg/kg	0.462	0.031	2	03/22/18 21:09	03/26/18 16:44	EPA 3050B	1,6010C	PS
Cadmium, Total	0.592	J	mg/kg	0.924	0.091	2	03/22/18 21:09	03/26/18 16:44	EPA 3050B	1,6010C	PS
Calcium, Total	83500		mg/kg	92.4	32.4	20	03/22/18 21:09	03/26/18 20:18	EPA 3050B	1,6010C	AB
Chromium, Total	11.6		mg/kg	0.924	0.089	2	03/22/18 21:09	03/26/18 16:44	EPA 3050B	1,6010C	PS
Cobalt, Total	7.02		mg/kg	1.85	0.153	2	03/22/18 21:09	03/26/18 16:44	EPA 3050B	1,6010C	PS
Copper, Total	14.3		mg/kg	0.924	0.238	2	03/22/18 21:09	03/26/18 16:44	EPA 3050B	1,6010C	PS
Iron, Total	17000		mg/kg	4.62	0.835	2	03/22/18 21:09	03/26/18 16:44	EPA 3050B	1,6010C	PS
Lead, Total	11.6		mg/kg	4.62	0.248	2	03/22/18 21:09	03/26/18 16:44	EPA 3050B	1,6010C	PS
Magnesium, Total	20300		mg/kg	9.24	1.42	2	03/22/18 21:09	03/26/18 16:44	EPA 3050B	1,6010C	PS
Manganese, Total	409		mg/kg	0.924	0.147	2	03/22/18 21:09	03/26/18 16:44	EPA 3050B	1,6010C	PS
Mercury, Total	0.02	J	mg/kg	0.08	0.02	1	03/22/18 06:00	03/22/18 19:05	EPA 7471B	1,7471B	EA
Nickel, Total	14.8		mg/kg	2.31	0.224	2	03/22/18 21:09	03/26/18 16:44	EPA 3050B	1,6010C	PS
Potassium, Total	893		mg/kg	231	13.3	2	03/22/18 21:09	03/26/18 16:44	EPA 3050B	1,6010C	PS
Selenium, Total	ND		mg/kg	1.85	0.238	2	03/22/18 21:09	03/26/18 16:44	EPA 3050B	1,6010C	PS
Silver, Total	ND		mg/kg	0.924	0.262	2	03/22/18 21:09	03/26/18 16:44	EPA 3050B	1,6010C	PS
Sodium, Total	384		mg/kg	185	2.91	2	03/22/18 21:09	03/26/18 16:44	EPA 3050B	1,6010C	PS
Thallium, Total	ND		mg/kg	1.85	0.291	2	03/22/18 21:09	03/26/18 16:44	EPA 3050B	1,6010C	PS
Vanadium, Total	18.0		mg/kg	0.924	0.188	2	03/22/18 21:09	03/26/18 16:44	EPA 3050B	1,6010C	PS
Zinc, Total	53.9		mg/kg	4.62	0.271	2	03/22/18 21:09	03/26/18 16:44	EPA 3050B	1,6010C	PS

Project Name: 1111 ELMWOOD
Project Number: B0369-018-004-002
Lab Number: L1809534
Report Date: 03/28/18

SAMPLE RESULTS

Lab ID: L1809534-05
Client ID: B-7
Sample Location: BUFFALO, NY
Date Collected: 03/20/18 10:49
Date Received: 03/20/18
Field Prep: Not Specified

Sample Depth:
Matrix: Soil
Percent Solids: 83%

Parameter	Result	Qualifier	Units	RL	MDL	Dilution Factor	Date Prepared	Date Analyzed	Prep Method	Analytical Method	Analyst
Total Metals - Mansfield Lab											
Aluminum, Total	9660		mg/kg	9.34	2.52	2	03/22/18 21:09	03/26/18 17:25	EPA 3050B	1,6010C	PS
Antimony, Total	ND		mg/kg	4.67	0.355	2	03/22/18 21:09	03/26/18 17:25	EPA 3050B	1,6010C	PS
Arsenic, Total	3.04		mg/kg	0.934	0.194	2	03/22/18 21:09	03/26/18 17:25	EPA 3050B	1,6010C	PS
Barium, Total	53.7		mg/kg	0.934	0.163	2	03/22/18 21:09	03/26/18 17:25	EPA 3050B	1,6010C	PS
Beryllium, Total	0.486		mg/kg	0.467	0.031	2	03/22/18 21:09	03/26/18 17:25	EPA 3050B	1,6010C	PS
Cadmium, Total	0.589	J	mg/kg	0.934	0.092	2	03/22/18 21:09	03/26/18 17:25	EPA 3050B	1,6010C	PS
Calcium, Total	6270		mg/kg	93.4	32.7	20	03/22/18 21:09	03/26/18 20:23	EPA 3050B	1,6010C	AB
Chromium, Total	11.3		mg/kg	0.934	0.090	2	03/22/18 21:09	03/26/18 17:25	EPA 3050B	1,6010C	PS
Cobalt, Total	6.85		mg/kg	1.87	0.155	2	03/22/18 21:09	03/26/18 17:25	EPA 3050B	1,6010C	PS
Copper, Total	9.62		mg/kg	9.34	2.41	20	03/22/18 21:09	03/26/18 20:23	EPA 3050B	1,6010C	AB
Iron, Total	17100		mg/kg	4.67	0.844	2	03/22/18 21:09	03/26/18 17:25	EPA 3050B	1,6010C	PS
Lead, Total	11.6		mg/kg	4.67	0.250	2	03/22/18 21:09	03/26/18 17:25	EPA 3050B	1,6010C	PS
Magnesium, Total	4770		mg/kg	9.34	1.44	2	03/22/18 21:09	03/26/18 17:25	EPA 3050B	1,6010C	PS
Manganese, Total	418		mg/kg	0.934	0.148	2	03/22/18 21:09	03/26/18 17:25	EPA 3050B	1,6010C	PS
Mercury, Total	ND		mg/kg	0.08	0.02	1	03/22/18 06:00	03/22/18 19:10	EPA 7471B	1,7471B	EA
Nickel, Total	10.6		mg/kg	2.34	0.226	2	03/22/18 21:09	03/26/18 17:25	EPA 3050B	1,6010C	PS
Potassium, Total	466		mg/kg	234	13.4	2	03/22/18 21:09	03/26/18 17:25	EPA 3050B	1,6010C	PS
Selenium, Total	ND		mg/kg	1.87	0.241	2	03/22/18 21:09	03/26/18 17:25	EPA 3050B	1,6010C	PS
Silver, Total	ND		mg/kg	0.934	0.264	2	03/22/18 21:09	03/26/18 17:25	EPA 3050B	1,6010C	PS
Sodium, Total	221		mg/kg	187	2.94	2	03/22/18 21:09	03/26/18 17:25	EPA 3050B	1,6010C	PS
Thallium, Total	ND		mg/kg	1.87	0.294	2	03/22/18 21:09	03/26/18 17:25	EPA 3050B	1,6010C	PS
Vanadium, Total	19.3		mg/kg	0.934	0.190	2	03/22/18 21:09	03/26/18 17:25	EPA 3050B	1,6010C	PS
Zinc, Total	44.8		mg/kg	4.67	0.274	2	03/22/18 21:09	03/26/18 17:25	EPA 3050B	1,6010C	PS

Project Name: 1111 ELMWOOD
Lab Number: L1809534
Project Number: B0369-018-004-002
Report Date: 03/28/18

SAMPLE RESULTS

Lab ID: L1809534-06
Client ID: B-8
Sample Location: BUFFALO, NY
Date Collected: 03/20/18 12:27
Date Received: 03/20/18
Field Prep: Not Specified

Sample Depth:
Matrix: Soil
Percent Solids: 87%

Parameter	Result	Qualifier	Units	RL	MDL	Dilution Factor	Date Prepared	Date Analyzed	Prep Method	Analytical Method	Analyst
Total Metals - Mansfield Lab											
Aluminum, Total	5350		mg/kg	8.86	2.39	2	03/22/18 21:09	03/26/18 17:30	EPA 3050B	1,6010C	PS
Antimony, Total	ND		mg/kg	4.43	0.337	2	03/22/18 21:09	03/26/18 17:30	EPA 3050B	1,6010C	PS
Arsenic, Total	3.02		mg/kg	0.886	0.184	2	03/22/18 21:09	03/26/18 17:30	EPA 3050B	1,6010C	PS
Barium, Total	45.8		mg/kg	0.886	0.154	2	03/22/18 21:09	03/26/18 17:30	EPA 3050B	1,6010C	PS
Beryllium, Total	0.186	J	mg/kg	0.443	0.029	2	03/22/18 21:09	03/26/18 17:30	EPA 3050B	1,6010C	PS
Cadmium, Total	0.461	J	mg/kg	0.886	0.087	2	03/22/18 21:09	03/26/18 17:30	EPA 3050B	1,6010C	PS
Calcium, Total	72800		mg/kg	88.6	31.0	20	03/22/18 21:09	03/26/18 20:27	EPA 3050B	1,6010C	AB
Chromium, Total	8.09		mg/kg	0.886	0.085	2	03/22/18 21:09	03/26/18 17:30	EPA 3050B	1,6010C	PS
Cobalt, Total	4.95		mg/kg	1.77	0.147	2	03/22/18 21:09	03/26/18 17:30	EPA 3050B	1,6010C	PS
Copper, Total	15.9		mg/kg	8.86	2.29	20	03/22/18 21:09	03/26/18 20:27	EPA 3050B	1,6010C	AB
Iron, Total	12300		mg/kg	4.43	0.800	2	03/22/18 21:09	03/26/18 17:30	EPA 3050B	1,6010C	PS
Lead, Total	10.6		mg/kg	4.43	0.238	2	03/22/18 21:09	03/26/18 17:30	EPA 3050B	1,6010C	PS
Magnesium, Total	23100		mg/kg	8.86	1.36	2	03/22/18 21:09	03/26/18 17:30	EPA 3050B	1,6010C	PS
Manganese, Total	344		mg/kg	0.886	0.141	2	03/22/18 21:09	03/26/18 17:30	EPA 3050B	1,6010C	PS
Mercury, Total	ND		mg/kg	0.07	0.02	1	03/22/18 06:00	03/22/18 19:12	EPA 7471B	1,7471B	EA
Nickel, Total	9.67		mg/kg	2.22	0.214	2	03/22/18 21:09	03/26/18 17:30	EPA 3050B	1,6010C	PS
Potassium, Total	704		mg/kg	222	12.8	2	03/22/18 21:09	03/26/18 17:30	EPA 3050B	1,6010C	PS
Selenium, Total	ND		mg/kg	1.77	0.229	2	03/22/18 21:09	03/26/18 17:30	EPA 3050B	1,6010C	PS
Silver, Total	ND		mg/kg	0.886	0.251	2	03/22/18 21:09	03/26/18 17:30	EPA 3050B	1,6010C	PS
Sodium, Total	229		mg/kg	177	2.79	2	03/22/18 21:09	03/26/18 17:30	EPA 3050B	1,6010C	PS
Thallium, Total	ND		mg/kg	1.77	0.279	2	03/22/18 21:09	03/26/18 17:30	EPA 3050B	1,6010C	PS
Vanadium, Total	13.8		mg/kg	0.886	0.180	2	03/22/18 21:09	03/26/18 17:30	EPA 3050B	1,6010C	PS
Zinc, Total	55.3		mg/kg	4.43	0.260	2	03/22/18 21:09	03/26/18 17:30	EPA 3050B	1,6010C	PS

Project Name: 1111 ELMWOOD
Project Number: B0369-018-004-002
Lab Number: L1809534
Report Date: 03/28/18

SAMPLE RESULTS

Lab ID: L1809534-07
Client ID: BLIND DUP #1
Sample Location: BUFFALO, NY
Date Collected: 03/20/18 12:00
Date Received: 03/20/18
Field Prep: Not Specified

Sample Depth:
Matrix: Soil
Percent Solids: 88%

Parameter	Result	Qualifier	Units	RL	MDL	Dilution Factor	Date Prepared	Date Analyzed	Prep Method	Analytical Method	Analyst
Total Metals - Mansfield Lab											
Aluminum, Total	6300		mg/kg	8.64	2.33	2	03/22/18 21:09	03/26/18 17:34	EPA 3050B	1,6010C	AB
Antimony, Total	ND		mg/kg	4.32	0.328	2	03/22/18 21:09	03/26/18 17:34	EPA 3050B	1,6010C	AB
Arsenic, Total	3.26		mg/kg	0.864	0.180	2	03/22/18 21:09	03/26/18 17:34	EPA 3050B	1,6010C	AB
Barium, Total	56.9		mg/kg	0.864	0.150	2	03/22/18 21:09	03/26/18 17:34	EPA 3050B	1,6010C	AB
Beryllium, Total	0.224	J	mg/kg	0.432	0.029	2	03/22/18 21:09	03/26/18 17:34	EPA 3050B	1,6010C	AB
Cadmium, Total	0.509	J	mg/kg	0.864	0.085	2	03/22/18 21:09	03/26/18 17:34	EPA 3050B	1,6010C	AB
Calcium, Total	73700		mg/kg	86.4	30.2	20	03/22/18 21:09	03/26/18 20:54	EPA 3050B	1,6010C	AB
Chromium, Total	9.30		mg/kg	0.864	0.083	2	03/22/18 21:09	03/26/18 17:34	EPA 3050B	1,6010C	AB
Cobalt, Total	5.60		mg/kg	1.73	0.143	2	03/22/18 21:09	03/26/18 17:34	EPA 3050B	1,6010C	AB
Copper, Total	16.4		mg/kg	8.64	2.23	20	03/22/18 21:09	03/26/18 20:54	EPA 3050B	1,6010C	AB
Iron, Total	13900		mg/kg	4.32	0.780	2	03/22/18 21:09	03/26/18 17:34	EPA 3050B	1,6010C	AB
Lead, Total	10.7		mg/kg	4.32	0.231	2	03/22/18 21:09	03/26/18 17:34	EPA 3050B	1,6010C	AB
Magnesium, Total	21400		mg/kg	8.64	1.33	2	03/22/18 21:09	03/26/18 17:34	EPA 3050B	1,6010C	AB
Manganese, Total	343		mg/kg	0.864	0.137	2	03/22/18 21:09	03/26/18 17:34	EPA 3050B	1,6010C	AB
Mercury, Total	ND		mg/kg	0.07	0.02	1	03/22/18 06:00	03/22/18 19:14	EPA 7471B	1,7471B	EA
Nickel, Total	11.2		mg/kg	2.16	0.209	2	03/22/18 21:09	03/26/18 17:34	EPA 3050B	1,6010C	AB
Potassium, Total	817		mg/kg	216	12.4	2	03/22/18 21:09	03/26/18 17:34	EPA 3050B	1,6010C	AB
Selenium, Total	ND		mg/kg	1.73	0.223	2	03/22/18 21:09	03/26/18 17:34	EPA 3050B	1,6010C	AB
Silver, Total	ND		mg/kg	0.864	0.244	2	03/22/18 21:09	03/26/18 17:34	EPA 3050B	1,6010C	AB
Sodium, Total	260		mg/kg	173	2.72	2	03/22/18 21:09	03/26/18 17:34	EPA 3050B	1,6010C	AB
Thallium, Total	ND		mg/kg	1.73	0.272	2	03/22/18 21:09	03/26/18 17:34	EPA 3050B	1,6010C	AB
Vanadium, Total	14.8		mg/kg	0.864	0.175	2	03/22/18 21:09	03/26/18 17:34	EPA 3050B	1,6010C	AB
Zinc, Total	54.8		mg/kg	4.32	0.253	2	03/22/18 21:09	03/26/18 17:34	EPA 3050B	1,6010C	AB

Project Name: 1111 ELMWOOD
Project Number: B0369-018-004-002
Lab Number: L1809534
Report Date: 03/28/18

SAMPLE RESULTS

Lab ID: L1809534-08
Client ID: B-9
Sample Location: BUFFALO, NY
Date Collected: 03/20/18 14:28
Date Received: 03/20/18
Field Prep: Not Specified

Sample Depth:
Matrix: Soil
Percent Solids: 86%

Parameter	Result	Qualifier	Units	RL	MDL	Dilution Factor	Date Prepared	Date Analyzed	Prep Method	Analytical Method	Analyst
Total Metals - Mansfield Lab											
Aluminum, Total	6510		mg/kg	8.84	2.39	2	03/22/18 21:09	03/26/18 17:06	EPA 3050B	1,6010C	PS
Antimony, Total	ND		mg/kg	4.42	0.336	2	03/22/18 21:09	03/26/18 17:06	EPA 3050B	1,6010C	PS
Arsenic, Total	3.23		mg/kg	0.884	0.184	2	03/22/18 21:09	03/26/18 17:06	EPA 3050B	1,6010C	PS
Barium, Total	58.2		mg/kg	0.884	0.154	2	03/22/18 21:09	03/26/18 17:06	EPA 3050B	1,6010C	PS
Beryllium, Total	0.256	J	mg/kg	0.442	0.029	2	03/22/18 21:09	03/26/18 17:06	EPA 3050B	1,6010C	PS
Cadmium, Total	0.530	J	mg/kg	0.884	0.087	2	03/22/18 21:09	03/26/18 17:06	EPA 3050B	1,6010C	PS
Calcium, Total	74400		mg/kg	88.4	30.9	20	03/22/18 21:09	03/26/18 19:51	EPA 3050B	1,6010C	AB
Chromium, Total	9.70		mg/kg	0.884	0.085	2	03/22/18 21:09	03/26/18 17:06	EPA 3050B	1,6010C	PS
Cobalt, Total	5.26		mg/kg	1.77	0.147	2	03/22/18 21:09	03/26/18 17:06	EPA 3050B	1,6010C	PS
Copper, Total	18.2		mg/kg	8.84	2.28	20	03/22/18 21:09	03/26/18 19:51	EPA 3050B	1,6010C	AB
Iron, Total	15100		mg/kg	4.42	0.798	2	03/22/18 21:09	03/26/18 17:06	EPA 3050B	1,6010C	PS
Lead, Total	10.1		mg/kg	4.42	0.237	2	03/22/18 21:09	03/26/18 17:06	EPA 3050B	1,6010C	PS
Magnesium, Total	23100		mg/kg	8.84	1.36	2	03/22/18 21:09	03/26/18 17:06	EPA 3050B	1,6010C	PS
Manganese, Total	349		mg/kg	0.884	0.140	2	03/22/18 21:09	03/26/18 17:06	EPA 3050B	1,6010C	PS
Mercury, Total	0.02	J	mg/kg	0.07	0.02	1	03/22/18 06:00	03/23/18 12:21	EPA 7471B	1,7471B	MG
Nickel, Total	11.7		mg/kg	2.21	0.214	2	03/22/18 21:09	03/26/18 17:06	EPA 3050B	1,6010C	PS
Potassium, Total	827		mg/kg	221	12.7	2	03/22/18 21:09	03/26/18 17:06	EPA 3050B	1,6010C	PS
Selenium, Total	ND		mg/kg	1.77	0.228	2	03/22/18 21:09	03/26/18 17:06	EPA 3050B	1,6010C	PS
Silver, Total	ND		mg/kg	0.884	0.250	2	03/22/18 21:09	03/26/18 17:06	EPA 3050B	1,6010C	PS
Sodium, Total	114	J	mg/kg	177	2.78	2	03/22/18 21:09	03/26/18 17:06	EPA 3050B	1,6010C	PS
Thallium, Total	ND		mg/kg	1.77	0.278	2	03/22/18 21:09	03/26/18 17:06	EPA 3050B	1,6010C	PS
Vanadium, Total	16.1		mg/kg	0.884	0.179	2	03/22/18 21:09	03/26/18 17:06	EPA 3050B	1,6010C	PS
Zinc, Total	52.7		mg/kg	4.42	0.259	2	03/22/18 21:09	03/26/18 17:06	EPA 3050B	1,6010C	PS

Project Name: 1111 ELMWOOD
Project Number: B0369-018-004-002
Lab Number: L1809534
Report Date: 03/28/18

SAMPLE RESULTS

Lab ID: L1809534-09
Client ID: B-10
Sample Location: BUFFALO, NY
Date Collected: 03/20/18 14:36
Date Received: 03/20/18
Field Prep: Not Specified

Sample Depth:
Matrix: Soil
Percent Solids: 87%

Parameter	Result	Qualifier	Units	RL	MDL	Dilution Factor	Date Prepared	Date Analyzed	Prep Method	Analytical Method	Analyst
Total Metals - Mansfield Lab											
Aluminum, Total	5590		mg/kg	8.87	2.40	2	03/22/18 21:09	03/26/18 19:20	EPA 3050B	1,6010C	AB
Antimony, Total	ND		mg/kg	4.44	0.337	2	03/22/18 21:09	03/26/18 19:20	EPA 3050B	1,6010C	AB
Arsenic, Total	3.42		mg/kg	0.887	0.184	2	03/22/18 21:09	03/26/18 19:20	EPA 3050B	1,6010C	AB
Barium, Total	49.1		mg/kg	0.887	0.154	2	03/22/18 21:09	03/26/18 19:20	EPA 3050B	1,6010C	AB
Beryllium, Total	0.195	J	mg/kg	0.444	0.029	2	03/22/18 21:09	03/26/18 19:20	EPA 3050B	1,6010C	AB
Cadmium, Total	0.515	J	mg/kg	0.887	0.087	2	03/22/18 21:09	03/26/18 19:20	EPA 3050B	1,6010C	AB
Calcium, Total	59000		mg/kg	88.7	31.0	20	03/22/18 21:09	03/26/18 20:59	EPA 3050B	1,6010C	AB
Chromium, Total	10.9		mg/kg	0.887	0.085	2	03/22/18 21:09	03/26/18 19:20	EPA 3050B	1,6010C	AB
Cobalt, Total	5.34		mg/kg	1.77	0.147	2	03/22/18 21:09	03/26/18 19:20	EPA 3050B	1,6010C	AB
Copper, Total	12.8		mg/kg	0.887	0.229	2	03/22/18 21:09	03/26/18 19:20	EPA 3050B	1,6010C	AB
Iron, Total	13000		mg/kg	4.44	0.801	2	03/22/18 21:09	03/26/18 19:20	EPA 3050B	1,6010C	AB
Lead, Total	15.7		mg/kg	4.44	0.238	2	03/22/18 21:09	03/26/18 19:20	EPA 3050B	1,6010C	AB
Magnesium, Total	21100		mg/kg	8.87	1.37	2	03/22/18 21:09	03/26/18 19:20	EPA 3050B	1,6010C	AB
Manganese, Total	393		mg/kg	0.887	0.141	2	03/22/18 21:09	03/26/18 19:20	EPA 3050B	1,6010C	AB
Mercury, Total	ND		mg/kg	0.07	0.02	1	03/22/18 06:00	03/22/18 19:16	EPA 7471B	1,7471B	EA
Nickel, Total	11.4		mg/kg	2.22	0.215	2	03/22/18 21:09	03/26/18 19:20	EPA 3050B	1,6010C	AB
Potassium, Total	705		mg/kg	222	12.8	2	03/22/18 21:09	03/26/18 19:20	EPA 3050B	1,6010C	AB
Selenium, Total	ND		mg/kg	1.77	0.229	2	03/22/18 21:09	03/26/18 19:20	EPA 3050B	1,6010C	AB
Silver, Total	ND		mg/kg	0.887	0.251	2	03/22/18 21:09	03/26/18 19:20	EPA 3050B	1,6010C	AB
Sodium, Total	164	J	mg/kg	177	2.79	2	03/22/18 21:09	03/26/18 19:20	EPA 3050B	1,6010C	AB
Thallium, Total	ND		mg/kg	1.77	0.279	2	03/22/18 21:09	03/26/18 19:20	EPA 3050B	1,6010C	AB
Vanadium, Total	14.9		mg/kg	0.887	0.180	2	03/22/18 21:09	03/26/18 19:20	EPA 3050B	1,6010C	AB
Zinc, Total	65.3		mg/kg	4.44	0.260	2	03/22/18 21:09	03/26/18 19:20	EPA 3050B	1,6010C	AB

Project Name: 1111 ELMWOOD
Project Number: B0369-018-004-002
Lab Number: L1809534
Report Date: 03/28/18

Method Blank Analysis
Batch Quality Control

Parameter	Result	Qualifier	Units	RL	MDL	Dilution Factor	Date Prepared	Date Analyzed	Analytical Method	Analyst
Total Metals - Mansfield Lab for sample(s): 02-09 Batch: WG1099396-1										
Mercury, Total	ND		mg/kg	0.08	0.02	1	03/22/18 06:00	03/22/18 18:30	1,7471B	EA

Prep Information

Digestion Method: EPA 7471B

Parameter	Result	Qualifier	Units	RL	MDL	Dilution Factor	Date Prepared	Date Analyzed	Analytical Method	Analyst
Total Metals - Mansfield Lab for sample(s): 01-09 Batch: WG1099710-1										
Aluminum, Total	ND		mg/kg	4.00	1.08	1	03/22/18 21:09	03/26/18 16:57	1,6010C	PS
Antimony, Total	ND		mg/kg	2.00	0.152	1	03/22/18 21:09	03/26/18 16:57	1,6010C	PS
Arsenic, Total	ND		mg/kg	0.400	0.083	1	03/22/18 21:09	03/26/18 16:57	1,6010C	PS
Barium, Total	ND		mg/kg	0.400	0.070	1	03/22/18 21:09	03/26/18 16:57	1,6010C	PS
Beryllium, Total	ND		mg/kg	0.200	0.013	1	03/22/18 21:09	03/26/18 16:57	1,6010C	PS
Cadmium, Total	ND		mg/kg	0.400	0.039	1	03/22/18 21:09	03/26/18 16:57	1,6010C	PS
Calcium, Total	ND		mg/kg	4.00	1.40	1	03/22/18 21:09	03/26/18 16:57	1,6010C	PS
Chromium, Total	ND		mg/kg	0.400	0.038	1	03/22/18 21:09	03/26/18 16:57	1,6010C	PS
Cobalt, Total	ND		mg/kg	0.800	0.066	1	03/22/18 21:09	03/26/18 16:57	1,6010C	PS
Copper, Total	ND		mg/kg	0.400	0.103	1	03/22/18 21:09	03/26/18 18:57	1,6010C	AB
Iron, Total	0.388	J	mg/kg	2.00	0.361	1	03/22/18 21:09	03/26/18 16:57	1,6010C	PS
Lead, Total	ND		mg/kg	2.00	0.107	1	03/22/18 21:09	03/26/18 16:57	1,6010C	PS
Magnesium, Total	ND		mg/kg	4.00	0.616	1	03/22/18 21:09	03/26/18 16:57	1,6010C	PS
Manganese, Total	ND		mg/kg	0.400	0.064	1	03/22/18 21:09	03/26/18 16:57	1,6010C	PS
Nickel, Total	ND		mg/kg	1.00	0.097	1	03/22/18 21:09	03/26/18 16:57	1,6010C	PS
Potassium, Total	ND		mg/kg	100	5.76	1	03/22/18 21:09	03/26/18 16:57	1,6010C	PS
Selenium, Total	0.136	J	mg/kg	0.800	0.103	1	03/22/18 21:09	03/26/18 16:57	1,6010C	PS
Silver, Total	ND		mg/kg	0.400	0.113	1	03/22/18 21:09	03/26/18 16:57	1,6010C	PS
Sodium, Total	1.45	J	mg/kg	80.0	1.26	1	03/22/18 21:09	03/26/18 16:57	1,6010C	PS
Thallium, Total	ND		mg/kg	0.800	0.126	1	03/22/18 21:09	03/26/18 16:57	1,6010C	PS
Vanadium, Total	ND		mg/kg	0.400	0.081	1	03/22/18 21:09	03/26/18 16:57	1,6010C	PS
Zinc, Total	ND		mg/kg	2.00	0.117	1	03/22/18 21:09	03/26/18 16:57	1,6010C	PS

Project Name: 1111 ELMWOOD
Project Number: B0369-018-004-002
Lab Number: L1809534
Report Date: 03/28/18

Method Blank Analysis
Batch Quality Control

Prep Information

Digestion Method: EPA 3050B

Parameter	Result	Qualifier	Units	RL	MDL	Dilution Factor	Date Prepared	Date Analyzed	Analytical Method	Analyst
Total Metals - Mansfield Lab for sample(s): 01 Batch: WG1100709-1										
Mercury, Total	ND		mg/kg	0.083	0.018	1	03/27/18 05:00	03/27/18 12:53	1,7471B	MG

Prep Information

Digestion Method: EPA 7471B

Lab Control Sample Analysis

Batch Quality Control

Project Name: 1111 ELMWOOD

Project Number: B0369-018-004-002

Lab Number: L1809534

Report Date: 03/28/18

Parameter	LCS %Recovery	Qual	LCSD %Recovery	Qual	%Recovery Limits	RPD	Qual	RPD Limits
Total Metals - Mansfield Lab Associated sample(s): 02-09 Batch: WG1099396-2 SRM Lot Number: D098-540								
Mercury, Total	86		-		50-149	-		

Lab Control Sample Analysis

Batch Quality Control

Project Name: 1111 ELMWOOD

Project Number: B0369-018-004-002

Lab Number: L1809534

Report Date: 03/28/18

Parameter	LCS %Recovery	LCSD %Recovery	%Recovery Limits	RPD	RPD Limits
Total Metals - Mansfield Lab Associated sample(s): 01-09 Batch: WG1099710-2 SRM Lot Number: D098-540					
Aluminum, Total	68	-	47-153	-	
Antimony, Total	117	-	6-194	-	
Arsenic, Total	99	-	83-117	-	
Barium, Total	89	-	82-118	-	
Beryllium, Total	97	-	83-117	-	
Cadmium, Total	94	-	82-117	-	
Calcium, Total	96	-	81-118	-	
Chromium, Total	92	-	83-119	-	
Cobalt, Total	95	-	84-116	-	
Copper, Total	104	-	84-116	-	
Iron, Total	90	-	60-140	-	
Lead, Total	95	-	82-117	-	
Magnesium, Total	87	-	76-124	-	
Manganese, Total	101	-	82-118	-	
Nickel, Total	93	-	82-117	-	
Potassium, Total	82	-	69-131	-	
Selenium, Total	96	-	78-121	-	
Silver, Total	98	-	80-120	-	
Sodium, Total	97	-	74-126	-	
Thallium, Total	96	-	80-119	-	
Vanadium, Total	92	-	79-121	-	

Lab Control Sample Analysis

Batch Quality Control

Project Name: 1111 ELMWOOD

Project Number: B0369-018-004-002

Lab Number: L1809534

Report Date: 03/28/18

Parameter	LCS %Recovery	LCSD %Recovery	%Recovery Limits	RPD	RPD Limits
Total Metals - Mansfield Lab Associated sample(s): 01-09 Batch: WG1099710-2 SRM Lot Number: D098-540					
Zinc, Total	95	-	81-119	-	
Total Metals - Mansfield Lab Associated sample(s): 01 Batch: WG1100709-2 SRM Lot Number: D098-540					
Mercury, Total	105	-	50-149	-	

Matrix Spike Analysis
Batch Quality Control

Project Name: 1111 ELMWOOD
Project Number: B0369-018-004-002

Lab Number: L1809534
Report Date: 03/28/18

Parameter	Native Sample	MS Added	MS Found	MS %Recovery	Qual	MSD Found	MSD %Recovery	Qual	Recovery Limits	RPD	Qual	RPD Limits
Total Metals - Mansfield Lab Associated sample(s): 02-09 QC Batch ID: WG1099396-3 WG1099396-4 QC Sample: L1809534-08 Client ID: B-9												
Mercury, Total	0.02J	0.146	0.21	**143**	Q	0.21	**143**	Q	80-120	0		20

Matrix Spike Analysis
Batch Quality Control

Project Name: 1111 ELMWOOD
Project Number: B0369-018-004-002

Lab Number: L1809534
Report Date: 03/28/18

Parameter	Native Sample	MS Added	MS Found	MS %Recovery		MSD Found	MSD %Recovery		Recovery Limits	RPD		RPD Limits
Total Metals - Mansfield Lab Associated sample(s): 01-09 QC Batch ID: WG1099710-3 WG1099710-4 QC Sample: L1809534-08 Client ID: B-9												
Aluminum, Total	6510	182	7410	**496**	Q	7310	**453**	Q	75-125	1		20
Antimony, Total	ND	45.4	24.6	**54**	Q	23.4	**53**	Q	75-125	5		20
Arsenic, Total	3.23	10.9	12.7	87		11.8	81		75-125	7		20
Barium, Total	58.2	182	206	81		204	82		75-125	1		20
Beryllium, Total	0.256J	4.54	3.91	86		3.84	87		75-125	2		20
Cadmium, Total	0.530J	4.63	4.20	91		3.99	88		75-125	5		20
Calcium, Total	74400	908	76600	**242**	Q	73400	**0**	Q	75-125	4		20
Chromium, Total	9.70	18.2	24.5	81		23.8	80		75-125	3		20
Cobalt, Total	5.26	45.4	39.4	75		37.0	**72**	Q	75-125	6		20
Copper, Total	18.2	22.7	41.0	**126**	Q	37.2	113		75-125	**21**	Q	20
Iron, Total	15100	90.8	15900	**881**	Q	15500	**453**	Q	75-125	3		20
Lead, Total	10.1	46.3	44.9	75		41.4	**69**	Q	75-125	8		20
Magnesium, Total	23100	908	23400	**33**	Q	23500	**45**	Q	75-125	0		20
Manganese, Total	349.	45.4	416	**148**	Q	405	**127**	Q	75-125	3		20
Nickel, Total	11.7	45.4	45.6	75		43.3	**72**	Q	75-125	5		20
Potassium, Total	827.	908	1770	104		1710	100		75-125	3		20
Selenium, Total	ND	10.9	7.58	**70**	Q	6.41	**60**	Q	75-125	17		20
Silver, Total	ND	27.2	23.6	87		22.7	86		75-125	4		20
Sodium, Total	114.J	908	958	105		936	106		75-125	2		20
Thallium, Total	ND	10.9	6.85	**63**	Q	6.12	**58**	Q	75-125	11		20
Vanadium, Total	16.1	45.4	54.2	84		52.0	81		75-125	4		20

Matrix Spike Analysis
Batch Quality Control

Project Name: 1111 ELMWOOD
Project Number: B0369-018-004-002

Lab Number: L1809534
Report Date: 03/28/18

Parameter	Native Sample	MS Added	MS Found	MS %Recovery		MSD Found	MSD %Recovery		Recovery Limits	RPD	RPD Limits
Total Metals - Mansfield Lab Associated sample(s): 01-09 QC Batch ID: WG1099710-3 WG1099710-4 QC Sample: L1809534-08 Client ID: B-9											
Zinc, Total	52.7	45.4	88.0	78		85.1	**73**	Q	75-125	3	20
Total Metals - Mansfield Lab Associated sample(s): 01 QC Batch ID: WG1100709-3 QC Sample: L1809534-01 Client ID: B-5											
Mercury, Total	0.020J	0.147	0.190	**129**	Q	-	-		80-120	-	20

Lab Duplicate Analysis
Batch Quality Control

Project Name: 1111 ELMWOOD
Project Number: B0369-018-004-00

Lab Number: L1809534
Report Date: 03/28/18

Parameter	Native Sample	Duplicate Sample	Units	RPD	Qual	RPD Limits
Total Metals - Mansfield Lab Associated sample(s): 01 QC Batch ID: WG1100709-4 QC Sample: L1809534-01 Client ID: B-5						
Mercury, Total	0.020J	0.031J	mg/kg	NC		20

INORGANICS
&
MISCELLANEOUS

Project Name: 1111 ELMWOOD
Project Number: B0369-018-004-002

Lab Number: L1809534
Report Date: 03/28/18

SAMPLE RESULTS

Lab ID: L1809534-01
Client ID: B-5
Sample Location: BUFFALO, NY

Date Collected: 03/20/18 08:49
Date Received: 03/20/18
Field Prep: Not Specified

Sample Depth:
Matrix: Soil

Parameter	Result	Qualifier	Units	RL	MDL	Dilution Factor	Date Prepared	Date Analyzed	Analytical Method	Analyst
General Chemistry - Westborough Lab										
Solids, Total	85.1		%	0.100	NA	1	-	03/22/18 03:16	121,2540G	FN

Project Name: 1111 ELMWOOD
Project Number: B0369-018-004-002

Lab Number: L1809534
Report Date: 03/28/18

SAMPLE RESULTS

Lab ID: L1809534-02
Client ID: SW-5
Sample Location: BUFFALO, NY

Date Collected: 03/20/18 08:56
Date Received: 03/20/18
Field Prep: Not Specified

Sample Depth:
Matrix: Soil

Parameter	Result	Qualifier	Units	RL	MDL	Dilution Factor	Date Prepared	Date Analyzed	Analytical Method	Analyst
General Chemistry - Westborough Lab										
Solids, Total	87.9		%	0.100	NA	1	-	03/22/18 10:15	121,2540G	RI

Project Name: 1111 ELMWOOD
Project Number: B0369-018-004-002

Lab Number: L1809534
Report Date: 03/28/18

SAMPLE RESULTS

Lab ID: L1809534-03
Client ID: B-6
Sample Location: BUFFALO, NY

Date Collected: 03/20/18 09:17
Date Received: 03/20/18
Field Prep: Not Specified

Sample Depth:
Matrix: Soil

Parameter	Result	Qualifier	Units	RL	MDL	Dilution Factor	Date Prepared	Date Analyzed	Analytical Method	Analyst
General Chemistry - Westborough Lab										
Solids, Total	82.9		%	0.100	NA	1	-	03/22/18 10:15	121,2540G	RI

Project Name: 1111 ELMWOOD
Project Number: B0369-018-004-002

Lab Number: L1809534
Report Date: 03/28/18

SAMPLE RESULTS

Lab ID: L1809534-04
Client ID: SW-6
Sample Location: BUFFALO, NY

Date Collected: 03/20/18 11:46
Date Received: 03/20/18
Field Prep: Not Specified

Sample Depth:
Matrix: Soil

Parameter	Result	Qualifier	Units	RL	MDL	Dilution Factor	Date Prepared	Date Analyzed	Analytical Method	Analyst
General Chemistry - Westborough Lab										
Solids, Total	82.5		%	0.100	NA	1	-	03/22/18 03:16	121,2540G	FN

Project Name: 1111 ELMWOOD
Project Number: B0369-018-004-002

Lab Number: L1809534
Report Date: 03/28/18

SAMPLE RESULTS

Lab ID: L1809534-05
Client ID: B-7
Sample Location: BUFFALO, NY

Date Collected: 03/20/18 10:49
Date Received: 03/20/18
Field Prep: Not Specified

Sample Depth:
Matrix: Soil

Parameter	Result	Qualifier	Units	RL	MDL	Dilution Factor	Date Prepared	Date Analyzed	Analytical Method	Analyst
General Chemistry - Westborough Lab										
Solids, Total	82.5		%	0.100	NA	1	-	03/22/18 03:16	121,2540G	FN

Project Name: 1111 ELMWOOD
Project Number: B0369-018-004-002

Lab Number: L1809534
Report Date: 03/28/18

SAMPLE RESULTS

Lab ID: L1809534-06
Client ID: B-8
Sample Location: BUFFALO, NY

Date Collected: 03/20/18 12:27
Date Received: 03/20/18
Field Prep: Not Specified

Sample Depth:
Matrix: Soil

Parameter	Result	Qualifier	Units	RL	MDL	Dilution Factor	Date Prepared	Date Analyzed	Analytical Method	Analyst
General Chemistry - Westborough Lab										
Solids, Total	86.8		%	0.100	NA	1	-	03/22/18 03:16	121,2540G	FN

Project Name: 1111 ELMWOOD
Project Number: B0369-018-004-002

Lab Number: L1809534
Report Date: 03/28/18

SAMPLE RESULTS

Lab ID: L1809534-07
Client ID: BLIND DUP #1
Sample Location: BUFFALO, NY

Date Collected: 03/20/18 12:00
Date Received: 03/20/18
Field Prep: Not Specified

Sample Depth:
Matrix: Soil

Parameter	Result	Qualifier	Units	RL	MDL	Dilution Factor	Date Prepared	Date Analyzed	Analytical Method	Analyst
General Chemistry - Westborough Lab										
Solids, Total	88.2		%	0.100	NA	1	-	03/22/18 03:16	121,2540G	FN

Project Name: 1111 ELMWOOD
Project Number: B0369-018-004-002

Lab Number: L1809534
Report Date: 03/28/18

SAMPLE RESULTS

Lab ID: L1809534-08
Client ID: B-9
Sample Location: BUFFALO, NY

Date Collected: 03/20/18 14:28
Date Received: 03/20/18
Field Prep: Not Specified

Sample Depth:
Matrix: Soil

Parameter	Result	Qualifier	Units	RL	MDL	Dilution Factor	Date Prepared	Date Analyzed	Analytical Method	Analyst
General Chemistry - Westborough Lab										
Solids, Total	85.5		%	0.100	NA	1	-	03/22/18 03:16	121,2540G	FN

Project Name: 1111 ELMWOOD
Project Number: B0369-018-004-002

Lab Number: L1809534
Report Date: 03/28/18

SAMPLE RESULTS

Lab ID: L1809534-09
Client ID: B-10
Sample Location: BUFFALO, NY

Date Collected: 03/20/18 14:36
Date Received: 03/20/18
Field Prep: Not Specified

Sample Depth:
Matrix: Soil

Parameter	Result	Qualifier	Units	RL	MDL	Dilution Factor	Date Prepared	Date Analyzed	Analytical Method	Analyst
General Chemistry - Westborough Lab										
Solids, Total	87.1		%	0.100	NA	1	-	03/22/18 03:16	121,2540G	FN

Lab Duplicate Analysis
Batch Quality Control

Project Name: 1111 ELMWOOD
Project Number: B0369-018-004-00

Lab Number: L1809534
Report Date: 03/28/18

Parameter	Native Sample	Duplicate Sample	Units	RPD	Qual	RPD Limits
General Chemistry - Westborough Lab Associated sample(s): 01,04-09 QC Batch ID: WG1099385-1 QC Sample: L1809534-08 Client ID: B-9						
Solids, Total	85.5	85.4	%	0		20
General Chemistry - Westborough Lab Associated sample(s): 02-03 QC Batch ID: WG1099511-1 QC Sample: L1809472-01 Client ID: DUP Sample						
Solids, Total	82.8	83.6	%	1		20

Project Name: 1111 ELMWOOD
Project Number: B0369-018-004-002

Lab Number: L1809534
Report Date: 03/28/18

Sample Receipt and Container Information

Were project specific reporting limits specified? YES

Cooler Information

Cooler	Custody Seal
A	Absent

Container Information

Container ID	Container Type	Cooler	Initial pH	Final pH	Temp deg C	Pres	Seal	Frozen Date/Time	Analysis(*)
L1809534-01A	Glass 120ml/4oz unpreserved	A	NA		4.1	Y	Absent		NYTCL-8270(14),TS(7)
L1809534-01B	Glass 120ml/4oz unpreserved	A	NA		4.1	Y	Absent		BE-TI(180),AS-TI(180),BA-TI(180),AG-TI(180),AL-TI(180),CR-TI(180),NI-TI(180),TL-TI(180),CU-TI(180),PB-TI(180),SB-TI(180),SE-TI(180),ZN-TI(180),CO-TI(180),V-TI(180),FE-TI(180),HG-T(28),MG-TI(180),MN-TI(180),CA-TI(180),CD-TI(180),K-TI(180),NA-TI(180)
L1809534-02A	Glass 120ml/4oz unpreserved	A	NA		4.1	Y	Absent		NYTCL-8270(14),TS(7)
L1809534-02B	Glass 120ml/4oz unpreserved	A	NA		4.1	Y	Absent		BE-TI(180),AS-TI(180),BA-TI(180),AG-TI(180),AL-TI(180),CR-TI(180),NI-TI(180),TL-TI(180),CU-TI(180),PB-TI(180),SB-TI(180),SE-TI(180),ZN-TI(180),CO-TI(180),V-TI(180),FE-TI(180),HG-T(28),MG-TI(180),MN-TI(180),CA-TI(180),CD-TI(180),K-TI(180),NA-TI(180)
L1809534-03A	Glass 120ml/4oz unpreserved	A	NA		4.1	Y	Absent		NYTCL-8270(14),TS(7)
L1809534-03B	Glass 120ml/4oz unpreserved	A	NA		4.1	Y	Absent		BE-TI(180),AS-TI(180),BA-TI(180),AG-TI(180),AL-TI(180),CR-TI(180),NI-TI(180),TL-TI(180),CU-TI(180),PB-TI(180),SB-TI(180),SE-TI(180),ZN-TI(180),CO-TI(180),V-TI(180),FE-TI(180),HG-T(28),MG-TI(180),MN-TI(180),CA-TI(180),CD-TI(180),K-TI(180),NA-TI(180)
L1809534-04A	Glass 120ml/4oz unpreserved	A	NA		4.1	Y	Absent		NYTCL-8270(14),TS(7)
L1809534-04B	Glass 120ml/4oz unpreserved	A	NA		4.1	Y	Absent		BE-TI(180),AS-TI(180),BA-TI(180),AG-TI(180),AL-TI(180),CR-TI(180),NI-TI(180),TL-TI(180),CU-TI(180),PB-TI(180),SB-TI(180),SE-TI(180),ZN-TI(180),CO-TI(180),V-TI(180),FE-TI(180),HG-T(28),MG-TI(180),MN-TI(180),CA-TI(180),CD-TI(180),K-TI(180),NA-TI(180)
L1809534-05A	Glass 120ml/4oz unpreserved	A	NA		4.1	Y	Absent		NYTCL-8270(14),TS(7),NYTCL-8081(14)
L1809534-05B	Glass 120ml/4oz unpreserved	A	NA		4.1	Y	Absent		BE-TI(180),AS-TI(180),BA-TI(180),AG-TI(180),AL-TI(180),CR-TI(180),NI-TI(180),TL-TI(180),CU-TI(180),PB-TI(180),SB-TI(180),SE-TI(180),ZN-TI(180),CO-TI(180),V-TI(180),FE-TI(180),HG-T(28),MG-TI(180),MN-TI(180),CA-TI(180),CD-TI(180),K-TI(180),NA-TI(180)
L1809534-05C	Glass 120ml/4oz unpreserved	A	NA		4.1	Y	Absent		NYTCL-8270(14),TS(7),NYTCL-8081(14)

*Values in parentheses indicate holding time in days

Project Name: 1111 ELMWOOD
Project Number: B0369-018-004-002

Lab Number: L1809534
Report Date: 03/28/18

Container Information

Container ID	Container Type	Cooler	Initial pH	Final pH	Temp deg C	Pres	Seal	Frozen Date/Time	Analysis(*)
L1809534-06A	Glass 120ml/4oz unpreserved	A	NA		4.1	Y	Absent		NYTCL-8270(14),TS(7),NYTCL-8081(14)
L1809534-06B	Glass 120ml/4oz unpreserved	A	NA		4.1	Y	Absent		BE-TI(180),AS-TI(180),BA-TI(180),AG-TI(180),AL-TI(180),CR-TI(180),NI-TI(180),TL-TI(180),CU-TI(180),PB-TI(180),SB-TI(180),SE-TI(180),ZN-TI(180),CO-TI(180),V-TI(180),FE-TI(180),HG-T(28),MG-TI(180),MN-TI(180),CA-TI(180),CD-TI(180),K-TI(180),NA-TI(180)
L1809534-06C	Glass 120ml/4oz unpreserved	A	NA		4.1	Y	Absent		NYTCL-8270(14),TS(7),NYTCL-8081(14)
L1809534-07A	Glass 120ml/4oz unpreserved	A	NA		4.1	Y	Absent		NYTCL-8270(14),TS(7),NYTCL-8081(14)
L1809534-07B	Glass 120ml/4oz unpreserved	A	NA		4.1	Y	Absent		BE-TI(180),AS-TI(180),BA-TI(180),AG-TI(180),AL-TI(180),CR-TI(180),NI-TI(180),TL-TI(180),CU-TI(180),PB-TI(180),SB-TI(180),SE-TI(180),ZN-TI(180),CO-TI(180),V-TI(180),FE-TI(180),HG-T(28),MG-TI(180),MN-TI(180),CA-TI(180),CD-TI(180),K-TI(180),NA-TI(180)
L1809534-07C	Glass 120ml/4oz unpreserved	A	NA		4.1	Y	Absent		NYTCL-8270(14),TS(7),NYTCL-8081(14)
L1809534-08A	Glass 120ml/4oz unpreserved	A	NA		4.1	Y	Absent		NYTCL-8270(14),TS(7),NYTCL-8081(14)
L1809534-08A1	Glass 120ml/4oz unpreserved	A	NA		4.1	Y	Absent		NYTCL-8270(14),TS(7),NYTCL-8081(14)
L1809534-08A2	Glass 120ml/4oz unpreserved	A	NA		4.1	Y	Absent		NYTCL-8270(14),TS(7),NYTCL-8081(14)
L1809534-08B	Glass 120ml/4oz unpreserved	A	NA		4.1	Y	Absent		BE-TI(180),AS-TI(180),BA-TI(180),AG-TI(180),AL-TI(180),CR-TI(180),NI-TI(180),TL-TI(180),CU-TI(180),PB-TI(180),SB-TI(180),SE-TI(180),ZN-TI(180),CO-TI(180),V-TI(180),FE-TI(180),HG-T(28),MG-TI(180),MN-TI(180),CA-TI(180),CD-TI(180),K-TI(180),NA-TI(180)
L1809534-08B1	Glass 120ml/4oz unpreserved	A	NA		4.1	Y	Absent		BE-TI(180),AS-TI(180),BA-TI(180),AG-TI(180),AL-TI(180),CR-TI(180),NI-TI(180),TL-TI(180),CU-TI(180),PB-TI(180),SB-TI(180),SE-TI(180),ZN-TI(180),CO-TI(180),V-TI(180),FE-TI(180),HG-T(28),MG-TI(180),MN-TI(180),CA-TI(180),CD-TI(180),K-TI(180),NA-TI(180)
L1809534-08B2	Glass 120ml/4oz unpreserved	A	NA		4.1	Y	Absent		BE-TI(180),AS-TI(180),BA-TI(180),AG-TI(180),AL-TI(180),CR-TI(180),NI-TI(180),TL-TI(180),CU-TI(180),PB-TI(180),SB-TI(180),SE-TI(180),ZN-TI(180),CO-TI(180),V-TI(180),FE-TI(180),HG-T(28),MG-TI(180),MN-TI(180),CA-TI(180),CD-TI(180),K-TI(180),NA-TI(180)
L1809534-08C	Glass 120ml/4oz unpreserved	A	NA		4.1	Y	Absent		NYTCL-8270(14),TS(7),NYTCL-8081(14)
L1809534-08C1	Glass 120ml/4oz unpreserved	A	NA		4.1	Y	Absent		NYTCL-8270(14),TS(7),NYTCL-8081(14)
L1809534-08C2	Glass 120ml/4oz unpreserved	A	NA		4.1	Y	Absent		NYTCL-8270(14),TS(7),NYTCL-8081(14)
L1809534-09A	Glass 120ml/4oz unpreserved	A	NA		4.1	Y	Absent		NYTCL-8270(14),TS(7),NYTCL-8081(14)

*Values in parentheses indicate holding time in days

Project Name: 1111 ELMWOOD
Project Number: B0369-018-004-002

Lab Number: L1809534
Report Date: 03/28/18

Container Information

Container ID	Container Type	Cooler	Initial pH	Final pH	Temp deg C	Pres	Seal	Frozen Date/Time	Analysis(*)
L1809534-09B	Glass 120ml/4oz unpreserved	A	NA		4.1	Y	Absent		BE-TI(180),AS-TI(180),BA-TI(180),AG-TI(180),AL-TI(180),CR-TI(180),NI-TI(180),TL-TI(180),CU-TI(180),PB-TI(180),SB-TI(180),SE-TI(180),ZN-TI(180),CO-TI(180),V-TI(180),FE-TI(180),HG-T(28),MG-TI(180),MN-TI(180),CA-TI(180),CD-TI(180),K-TI(180),NA-TI(180)

*Values in parentheses indicate holding time in days

Project Name:	1111 ELMWOOD	**Lab Number:**	L1809534
Project Number:	B0369-018-004-002	**Report Date:**	03/28/18

GLOSSARY

Acronyms

EDL	- Estimated Detection Limit: This value represents the level to which target analyte concentrations are reported as estimated values, when those target analyte concentrations are quantified below the reporting limit (RL). The EDL includes any adjustments from dilutions, concentrations or moisture content, where applicable. The use of EDLs is specific to the analysis of PAHs using Solid-Phase Microextraction (SPME).
EPA	- Environmental Protection Agency.
LCS	- Laboratory Control Sample: A sample matrix, free from the analytes of interest, spiked with verified known amounts of analytes or a material containing known and verified amounts of analytes.
LCSD	- Laboratory Control Sample Duplicate: Refer to LCS.
LFB	- Laboratory Fortified Blank: A sample matrix, free from the analytes of interest, spiked with verified known amounts of analytes or a material containing known and verified amounts of analytes.
MDL	- Method Detection Limit: This value represents the level to which target analyte concentrations are reported as estimated values, when those target analyte concentrations are quantified below the reporting limit (RL). The MDL includes any adjustments from dilutions, concentrations or moisture content, where applicable.
MS	- Matrix Spike Sample: A sample prepared by adding a known mass of target analyte to a specified amount of matrix sample for which an independent estimate of target analyte concentration is available.
MSD	- Matrix Spike Sample Duplicate: Refer to MS.
NA	- Not Applicable.
NC	- Not Calculated: Term is utilized when one or more of the results utilized in the calculation are non-detect at the parameter's reporting unit.
NDPA/DPA	- N-Nitrosodiphenylamine/Diphenylamine.
NI	- Not Ignitable.
NP	- Non-Plastic: Term is utilized for the analysis of Atterberg Limits in soil.
RL	- Reporting Limit: The value at which an instrument can accurately measure an analyte at a specific concentration. The RL includes any adjustments from dilutions, concentrations or moisture content, where applicable.
RPD	- Relative Percent Difference: The results from matrix and/or matrix spike duplicates are primarily designed to assess the precision of analytical results in a given matrix and are expressed as relative percent difference (RPD). Values which are less than five times the reporting limit for any individual parameter are evaluated by utilizing the absolute difference between the values; although the RPD value will be provided in the report.
SRM	- Standard Reference Material: A reference sample of a known or certified value that is of the same or similar matrix as the associated field samples.
STLP	- Semi-dynamic Tank Leaching Procedure per EPA Method 1315.
TIC	- Tentatively Identified Compound: A compound that has been identified to be present and is not part of the target compound list (TCL) for the method and/or program. All TICs are qualitatively identified and reported as estimated concentrations.

Footnotes

1	- The reference for this analyte should be considered modified since this analyte is absent from the target analyte list of the original method.

Terms

Analytical Method: Both the document from which the method originates and the analytical reference method. (Example: EPA 8260B is shown as 1,8260B.) The codes for the reference method documents are provided in the References section of the Addendum.

Final pH: As it pertains to Sample Receipt & Container Information section of the report, Final pH reflects pH of container determined after adjustment at the laboratory, if applicable. If no adjustment required, value reflects Initial pH.

Frozen Date/Time: With respect to Volatile Organics in soil, Frozen Date/Time reflects the date/time at which associated Reagent Water-preserved vials were initially frozen. Note: If frozen date/time is beyond 48 hours from sample collection, value will be reflected in 'bold'.

Initial pH: As it pertains to Sample Receipt & Container Information section of the report, Initial pH reflects pH of container determined upon receipt, if applicable.

Total: With respect to Organic analyses, a 'Total' result is defined as the summation of results for individual isomers or Aroclors. If a 'Total' result is requested, the results of its individual components will also be reported. This is applicable to 'Total' results for methods 8260, 8081 and 8082.

Data Qualifiers

A	- Spectra identified as "Aldol Condensation Product".
B	- The analyte was detected above the reporting limit in the associated method blank. Flag only applies to associated field samples that have detectable concentrations of the analyte at less than ten times (10x) the concentration found in the blank. For MCP-related

Report Format: DU Report with 'J' Qualifiers

Project Name:	1111 ELMWOOD	**Lab Number:**	L1809534
Project Number:	B0369-018-004-002	**Report Date:**	03/28/18

Data Qualifiers

projects, flag only applies to associated field samples that have detectable concentrations of the analyte at less than ten times (10x) the concentration found in the blank. For DOD-related projects, flag only applies to associated field samples that have detectable concentrations of the analyte at less than ten times (10x) the concentration found in the blank AND the analyte was detected above one-half the reporting limit (or above the reporting limit for common lab contaminants) in the associated method blank. For NJ-Air-related projects, flag only applies to associated field samples that have detectable concentrations of the analyte above the reporting limit. For NJ-related projects (excluding Air), flag only applies to associated field samples that have detectable concentrations of the analyte, which was detected above the reporting limit in the associated method blank or above five times the reporting limit for common lab contaminants (Phthalates, Acetone, Methylene Chloride, 2-Butanone).

C - Co-elution: The target analyte co-elutes with a known lab standard (i.e. surrogate, internal standards, etc.) for co-extracted analyses.

D - Concentration of analyte was quantified from diluted analysis. Flag only applies to field samples that have detectable concentrations of the analyte.

E - Concentration of analyte exceeds the range of the calibration curve and/or linear range of the instrument.

G - The concentration may be biased high due to matrix interferences (i.e, co-elution) with non-target compound(s). The result should be considered estimated.

H - The analysis of pH was performed beyond the regulatory-required holding time of 15 minutes from the time of sample collection.

I - The lower value for the two columns has been reported due to obvious interference.

M - Reporting Limit (RL) exceeds the MCP CAM Reporting Limit for this analyte.

NJ - Presumptive evidence of compound. This represents an estimated concentration for Tentatively Identified Compounds (TICs), where the identification is based on a mass spectral library search.

P - The RPD between the results for the two columns exceeds the method-specified criteria.

Q - The quality control sample exceeds the associated acceptance criteria. For DOD-related projects, LCS and/or Continuing Calibration Standard exceedences are also qualified on all associated sample results. Note: This flag is not applicable for matrix spike recoveries when the sample concentration is greater than 4x the spike added or for batch duplicate RPD when the sample concentrations are less than 5x the RL. (Metals only.)

R - Analytical results are from sample re-analysis.

RE - Analytical results are from sample re-extraction.

S - Analytical results are from modified screening analysis.

J - Estimated value. The Target analyte concentration is below the quantitation limit (RL), but above the Method Detection Limit (MDL) or Estimated Detection Limit (EDL) for SPME-related analyses. This represents an estimated concentration for Tentatively Identified Compounds (TICs).

ND - Not detected at the method detection limit (MDL) for the sample, or estimated detection limit (EDL) for SPME-related analyses.

Report Format: DU Report with 'J' Qualifiers

Project Name:	1111 ELMWOOD	**Lab Number:**	L1809534
Project Number:	B0369-018-004-002	**Report Date:**	03/28/18

REFERENCES

1 Test Methods for Evaluating Solid Waste: Physical/Chemical Methods. EPA SW-846. Third Edition. Updates I - IV, 2007.

121 Standard Methods for the Examination of Water and Wastewater. APHA-AWWA-WEF. Standard Methods Online.

LIMITATION OF LIABILITIES

Alpha Analytical performs services with reasonable care and diligence normal to the analytical testing laboratory industry. In the event of an error, the sole and exclusive responsibility of Alpha Analytical shall be to re-perform the work at it's own expense. In no event shall Alpha Analytical be held liable for any incidental, consequential or special damages, including but not limited to, damages in any way connected with the use of, interpretation of, information or analysis provided by Alpha Analytical.

We strongly urge our clients to comply with EPA protocol regarding sample volume, preservation, cooling, containers, sampling procedures, holding time and splitting of samples in the field.

Certification Information

The following analytes are not included in our Primary NELAP Scope of Accreditation:

Westborough Facility
EPA 624: m/p-xylene, o-xylene
EPA 8260C: NPW: 1,2,4,5-Tetramethylbenzene; 4-Ethyltoluene, Azobenzene; SCM: Iodomethane (methyl iodide), Methyl methacrylate, 1,2,4,5-Tetramethylbenzene; 4-Ethyltoluene.
EPA 8270D: NPW: Dimethylnaphthalene,1,4-Diphenylhydrazine; SCM: Dimethylnaphthalene,1,4-Diphenylhydrazine.
EPA 300: DW: Bromide
EPA 6860: SCM: Perchlorate
EPA 9010: NPW and SCM: Amenable Cyanide Distillation
SM4500: NPW: Amenable Cyanide, Dissolved Oxygen; SCM: Total Phosphorus, TKN, NO2, NO3.

Mansfield Facility
SM 2540D: TSS
EPA 8082A: NPW: PCB: 1, 5, 31, 87,101, 110, 141, 151, 153, 180, 183, 187.
EPA TO-15: Halothane, 2,4,4-Trimethyl-2-pentene, 2,4,4-Trimethyl-1-pentene, Thiophene, 2-Methylthiophene, 3-Methylthiophene, 2-Ethylthiophene, 1,2,3-Trimethylbenzene, Indan, Indene, 1,2,4,5-Tetramethylbenzene, Benzothiophene, 1-Methylnaphthalene.
Biological Tissue Matrix: EPA 3050B

The following analytes are included in our Massachusetts DEP Scope of Accreditation

Westborough Facility:

Drinking Water
EPA 300.0: Chloride, Nitrate-N, Fluoride, Sulfate; **EPA 353.2**: Nitrate-N, Nitrite-N; **SM4500NO3-F**: Nitrate-N, Nitrite-N; **SM4500F-C, SM4500CN-CE, EPA 180.1, SM2130B, SM4500CI-D, SM2320B, SM2540C, SM4500H-B**
EPA 332: Perchlorate; **EPA 524.2:** THMs and VOCs; **EPA 504.1:** EDB, DBCP.
Microbiology: **SM9215B; SM9223-P/A, SM9223B-Colilert-QT,SM9222D**.

Non-Potable Water
SM4500H,B, EPA 120.1, SM2510B, SM2540C, SM2320B, SM4500CL-E, SM4500F-BC, SM4500NH3-BH: Ammonia-N and Kjeldahl-N, **EPA 350.1**: Ammonia-N, **LACHAT 10-107-06-1-B**: Ammonia-N, **EPA 351.1, SM4500NO3-F, EPA 353.2**: Nitrate-N**, EPA 351.1, SM4500P-E, SM4500P-B, E, SM4500SO4-E, SM5220D, EPA 410.4, SM5210B, SM5310C, SM4500CL-D, EPA 1664, EPA 420.1, SM4500-CN-CE, SM2540D.**
EPA 624: Volatile Halocarbons & Aromatics,
EPA 608: Chlordane, Toxaphene, Aldrin, alpha-BHC, beta-BHC, gamma-BHC, delta-BHC, Dieldrin, DDD, DDE, DDT, Endosulfan I, Endosulfan II, Endosulfan sulfate, Endrin, Endrin Aldehyde, Heptachlor, Heptachlor Epoxide, PCBs
EPA 625: SVOC (Acid/Base/Neutral Extractables), **EPA 600/4-81-045**: PCB-Oil.
Microbiology: **SM9223B-Colilert-QT; Enterolert-QT, SM9221E, SM9222D.**

Mansfield Facility:

Drinking Water
EPA 200.7: Al, Ba, Be, Cd, Cr, Cu, Mn, Ni, Na, Ag, Ca, Zn. **EPA 200.8:** Al, Sb, As, Ba, Be, Cd, Cr, Cu, Pb, Mn, Ni, Se, Ag, TL, Zn. **EPA 245.1** Hg.
EPA 522.

Non-Potable Water
EPA 200.7: Al, Sb, As, Be, Cd, Ca, Cr, Co, Cu, Fe, Pb, Mg, Mn, Mo, Ni, K, Se, Ag, Na, Sr, TL, Ti, V, Zn.
EPA 200.8: Al, Sb, As, Be, Cd, Cr, Cu, Pb, Mn, Ni, Se, Ag, TL, Zn.
EPA 245.1 Hg.
SM2340B

For a complete listing of analytes and methods, please contact your Alpha Project Manager.

ALPHA ANALYTICAL

NEW YORK CHAIN OF CUSTODY

Westborough, MA 01581
8 Walkup Dr.
TEL: 508-898-9220
FAX: 508-898-9193

Mansfield, MA 02048
320 Forbes Blvd
TEL: 508-822-9300
FAX: 508-822-3288

Service Centers
Mahwah, NJ 07430: 35 Whitney Rd, Suite 5
Albany, NY 12205: 14 Walker Way
Tonawanda, NY 14150: 275 Cooper Ave, Suite 105

Page 1 of

Date Rec'd in Lab: 3/21/18

ALPHA Job #: L1809534

Client Information

Client: Benchmark Eng
Address: 7558 Hubert Turnpike
Lackawanna NY 14218
Phone: (716) 818-8358
Fax: (716) 856-0583
Email: TBehrendt@Twolley.llc

Project Information

Project Name: 1111 Elmwood
Project Location: Buffalo NY
Project # B0369-018-004-002
(Use Project name as Project #) ☒
Project Manager: Chris Bo[illegible]
ALPHAQuote #:

Turn-Around Time

Standard ☐ Due Date:
Rush (only if pre approved) ☐ # of Days:

Deliverables

☐ ASP-A ☐ ASP-B
☐ EQuIS (1 File) ☐ EQuIS (4 File)
☐ Other

Regulatory Requirement

☐ NY TOGS ☐ NY Part 375
☐ AWQ Standards ☐ NY CP-51
☐ NY Restricted Use ☐ Other
☐ NY Unrestricted Use
☐ NYC Sewer Discharge

Billing Information

☐ Same as Client Info
PO #

Disposal Site Information

Please identify below location of applicable disposal facilities.

Disposal Facility:
☐ NJ ☐ NY
☐ Other:

These samples have been previously analyzed by Alpha ☐

Other project specific requirements/comments:

CAT B

Please specify Metals or TAL.

ANALYSIS

Sample Filtration
☐ Done
☐ Lab to do
Preservation
☐ Lab to do
(Please Specify below)

ALPHA Lab ID (Lab Use Only)	Sample ID	Collection Date	Collection Time	Sample Matrix	Sampler's Initials	TAL METALS	TCL SVOC	Pest						Sample Specific Comments	Total Bottles
09534-01	B-5	3/20/18	849	Soil	TAB	X	X								2
02	SW-5	↓	856	↓	↓	X	X								2
03	B-6	↓	917	↓	↓	X	X								2
04	SW-6	↓	1146	↓	↓	X	X								2
05	B-7	↓	1049	↓	↓	X	X	X							3
06	B-8	↓	1227	↓	↓	X	X	X							3
07	Blind Dup #1	↓	1200	↓	↓	X	X	X							3
08	B-9 (MS/MSD)	↓	1428	↓	↓	X	X	X							
09	B-10	↓	1436	↓	↓	X	X								

Preservative Code:
A = None
B = HCl
C = HNO_3
D = H_2SO_4
E = NaOH
F = MeOH
G = $NaHSO_4$
H = $Na_2S_2O_3$
K/E = Zn Ac/NaOH
O = Other

Container Code
P = Plastic
A = Amber Glass
V = Vial
G = Glass
B = Bacteria Cup
C = Cube
O = Other
E = Encore
D = BOD Bottle

Westboro: Certification No: MA935
Mansfield: Certification No: MA015

Container Type	A	A	A
Preservative	A	A	Z

Relinquished By:	Date/Time	Received By:	Date/Time
[signature]	3/20/18 15:45	Audrey Liley AAL	3/20/18 15:45
Audrey Liley AAL	3/20/18 15:45	[signature]	3/24/18 0155

Please print clearly, legibly and completely. Samples can not be logged in and turnaround time clock will not start until any ambiguities are resolved. BY EXECUTING THIS COC, THE CLIENT HAS READ AND AGREES TO BE BOUND BY ALPHA'S TERMS & CONDITIONS. (See reverse side.)

Form No: 01-25 HC (rev. 30-Sept-2013)

ANALYTICAL REPORT

Lab Number:	L1809716
Client:	Benchmark & Turnkey Companies 2558 Hamburg Turnpike Suite 300 Buffalo, NY 14218
ATTN:	Chris Boron
Phone:	(716) 856-0599
Project Name:	1111 ELMWOOD
Project Number:	B0369-018-004-002
Report Date:	03/27/18

The original project report/data package is held by Alpha Analytical. This report/data package is paginated and should be reproduced only in its entirety. Alpha Analytical holds no responsibility for results and/or data that are not consistent with the original.

Certifications & Approvals: MA (M-MA086), NH NELAP (2064), NJ NELAP (MA935), CT (PH-0574), IL (200077), ME (MA00086), MD (348), NY (11148), NC (25700/666), PA (68-03671), RI (LAO00065), TX (T104704476), VT (VT-0935), VA (460195), USDA (Permit #P330-14-00197).

Eight Walkup Drive, Westborough, MA 01581-1019
508-898-9220 (Fax) 508-898-9193 800-624-9220 - www.alphalab.com

Project Name: 1111 ELMWOOD
Project Number: B0369-018-004-002

Lab Number: L1809716
Report Date: 03/27/18

Alpha Sample ID	Client ID	Matrix	Sample Location	Collection Date/Time	Receive Date
L1809716-01	SW-7	SOIL	BUFFALO, NY	03/21/18 09:30	03/21/18
L1809716-02	SW-8	SOIL	BUFFALO, NY	03/21/18 10:21	03/21/18
L1809716-03	SW-9	SOIL	BUFFALO, NY	03/21/18 11:38	03/21/18
L1809716-04	B-11	SOIL	BUFFALO, NY	03/21/18 09:10	03/21/18
L1809716-05	B-12	SOIL	BUFFALO, NY	03/21/18 11:30	03/21/18

Project Name:	1111 ELMWOOD	**Lab Number:**	L1809716
Project Number:	B0369-018-004-002	**Report Date:**	03/27/18

Case Narrative

The samples were received in accordance with the Chain of Custody and no significant deviations were encountered during the preparation or analysis unless otherwise noted. Sample Receipt, Container Information, and the Chain of Custody are located at the back of the report.

Results contained within this report relate only to the samples submitted under this Alpha Lab Number and meet NELAP requirements for all NELAP accredited parameters unless otherwise noted in the following narrative. The data presented in this report is organized by parameter (i.e. VOC, SVOC, etc.). Sample specific Quality Control data (i.e. Surrogate Spike Recovery) is reported at the end of the target analyte list for each individual sample, followed by the Laboratory Batch Quality Control at the end of each parameter. Tentatively Identified Compounds (TICs), if requested, are reported for compounds identified to be present and are not part of the method/program Target Compound List, even if only a subset of the TCL are being reported. If a sample was re-analyzed or re-extracted due to a required quality control corrective action and if both sets of data are reported, the Laboratory ID of the re-analysis or re-extraction is designated with an "R" or "RE", respectively. When multiple Batch Quality Control elements are reported (e.g. more than one LCS), the associated samples for each element are noted in the grey shaded header line of each data table. Any Laboratory Batch, Sample Specific % recovery or RPD value that is outside the listed Acceptance Criteria is bolded in the report. All specific QC information is also incorporated in the Data Usability format of our Data Merger tool where it can be reviewed along with any associated usability implications. Soil/sediments, solids and tissues are reported on a dry weight basis unless otherwise noted. Definitions of all data qualifiers and acronyms used in this report are provided in the Glossary located at the back of the report.

In reference to questions H (CAM) or 4 (RCP) when "NO" is checked, the performance criteria for CAM and RCP methods allow for some quality control failures to occur and still be within method compliance. In these instances the specific failure is not narrated but noted in the associated QC table. The information is also incorporated in the Data Usability format of our Data Merger tool where it can be reviewed along with any associated usability implications.

Please see the associated ADEx data file for a comparison of laboratory reporting limits that were achieved with the regulatory Numerical Standards requested on the Chain of Custody.

HOLD POLICY

For samples submitted on hold, Alpha's policy is to hold samples (with the exception of Air canisters) free of charge for 21 calendar days from the date the project is completed. After 21 calendar days, we will dispose of all samples submitted including those put on hold unless you have contacted your Client Service Representative and made arrangements for Alpha to continue to hold the samples. Air canisters will be disposed after 3 business days from the date the project is completed.

Please contact Client Services at 800-624-9220 with any questions.

Project Name:	1111 ELMWOOD	**Lab Number:**	L1809716
Project Number:	B0369-018-004-002	**Report Date:**	03/27/18

Case Narrative (continued)

Report Submission

All non-detect (ND) or estimated concentrations (J-qualified) have been quantitated to the limit noted in the MDL column.

Total Metals

L1809716-01 through -05: The samples have elevated detection limits for all elements, with the exception of mercury, due to the dilution required by matrix interferences encountered during analysis.

I, the undersigned, attest under the pains and penalties of perjury that, to the best of my knowledge and belief and based upon my personal inquiry of those responsible for providing the information contained in this analytical report, such information is accurate and complete. This certificate of analysis is not complete unless this page accompanies any and all pages of this report.

Authorized Signature: Kara Soroko

Title: Technical Director/Representative Date: 03/27/18

ORGANICS

SEMIVOLATILES

Project Name: 1111 ELMWOOD
Project Number: B0369-018-004-002
Lab Number: L1809716
Report Date: 03/27/18

SAMPLE RESULTS

Lab ID: L1809716-01
Client ID: SW-7
Sample Location: BUFFALO, NY

Date Collected: 03/21/18 09:30
Date Received: 03/21/18
Field Prep: Not Specified

Sample Depth:
Matrix: Soil
Analytical Method: 1,8270D
Analytical Date: 03/25/18 21:58
Analyst: RC
Percent Solids: 87%

Extraction Method: EPA 3546
Extraction Date: 03/23/18 12:48

Parameter	Result	Qualifier	Units	RL	MDL	Dilution Factor
Semivolatile Organics by GC/MS - Westborough Lab						
Acenaphthene	ND		ug/kg	150	20.	1
Hexachlorobenzene	ND		ug/kg	110	21.	1
Bis(2-chloroethyl)ether	ND		ug/kg	170	26.	1
2-Chloronaphthalene	ND		ug/kg	190	19.	1
3,3'-Dichlorobenzidine	ND		ug/kg	190	50.	1
2,4-Dinitrotoluene	ND		ug/kg	190	38.	1
2,6-Dinitrotoluene	ND		ug/kg	190	32.	1
Fluoranthene	ND		ug/kg	110	22.	1
4-Chlorophenyl phenyl ether	ND		ug/kg	190	20.	1
4-Bromophenyl phenyl ether	ND		ug/kg	190	29.	1
Bis(2-chloroisopropyl)ether	ND		ug/kg	230	32.	1
Bis(2-chloroethoxy)methane	ND		ug/kg	200	19.	1
Hexachlorobutadiene	ND		ug/kg	190	28.	1
Hexachlorocyclopentadiene	ND		ug/kg	540	170	1
Hexachloroethane	ND		ug/kg	150	31.	1
Isophorone	ND		ug/kg	170	25.	1
Naphthalene	ND		ug/kg	190	23.	1
Nitrobenzene	ND		ug/kg	170	28.	1
NDPA/DPA	ND		ug/kg	150	22.	1
n-Nitrosodi-n-propylamine	ND		ug/kg	190	29.	1
Bis(2-ethylhexyl)phthalate	ND		ug/kg	190	66.	1
Butyl benzyl phthalate	ND		ug/kg	190	48.	1
Di-n-butylphthalate	ND		ug/kg	190	36.	1
Di-n-octylphthalate	ND		ug/kg	190	64.	1
Diethyl phthalate	ND		ug/kg	190	18.	1
Dimethyl phthalate	ND		ug/kg	190	40.	1
Benzo(a)anthracene	ND		ug/kg	110	21.	1
Benzo(a)pyrene	ND		ug/kg	150	46.	1

Project Name: 1111 ELMWOOD **Lab Number:** L1809716

Project Number: B0369-018-004-002 **Report Date:** 03/27/18

SAMPLE RESULTS

Lab ID: L1809716-01 Date Collected: 03/21/18 09:30

Client ID: SW-7 Date Received: 03/21/18

Sample Location: BUFFALO, NY Field Prep: Not Specified

Sample Depth:

Parameter	Result	Qualifier	Units	RL	MDL	Dilution Factor
Semivolatile Organics by GC/MS - Westborough Lab						
Benzo(b)fluoranthene	ND		ug/kg	110	32.	1
Benzo(k)fluoranthene	ND		ug/kg	110	30.	1
Chrysene	ND		ug/kg	110	20.	1
Acenaphthylene	ND		ug/kg	150	29.	1
Anthracene	ND		ug/kg	110	37.	1
Benzo(ghi)perylene	ND		ug/kg	150	22.	1
Fluorene	ND		ug/kg	190	18.	1
Phenanthrene	ND		ug/kg	110	23.	1
Dibenzo(a,h)anthracene	ND		ug/kg	110	22.	1
Indeno(1,2,3-cd)pyrene	ND		ug/kg	150	26.	1
Pyrene	ND		ug/kg	110	19.	1
Biphenyl	ND		ug/kg	430	44.	1
4-Chloroaniline	ND		ug/kg	190	34.	1
2-Nitroaniline	ND		ug/kg	190	36.	1
3-Nitroaniline	ND		ug/kg	190	36.	1
4-Nitroaniline	ND		ug/kg	190	78.	1
Dibenzofuran	ND		ug/kg	190	18.	1
2-Methylnaphthalene	ND		ug/kg	230	23.	1
1,2,4,5-Tetrachlorobenzene	ND		ug/kg	190	20.	1
Acetophenone	ND		ug/kg	190	23.	1
2,4,6-Trichlorophenol	ND		ug/kg	110	36.	1
p-Chloro-m-cresol	ND		ug/kg	190	28.	1
2-Chlorophenol	ND		ug/kg	190	22.	1
2,4-Dichlorophenol	ND		ug/kg	170	30.	1
2,4-Dimethylphenol	ND		ug/kg	190	63.	1
2-Nitrophenol	ND		ug/kg	410	71.	1
4-Nitrophenol	ND		ug/kg	260	77.	1
2,4-Dinitrophenol	ND		ug/kg	910	88.	1
4,6-Dinitro-o-cresol	ND		ug/kg	490	91.	1
Pentachlorophenol	ND		ug/kg	150	42.	1
Phenol	ND		ug/kg	190	29.	1
2-Methylphenol	ND		ug/kg	190	29.	1
3-Methylphenol/4-Methylphenol	ND		ug/kg	270	30.	1
2,4,5-Trichlorophenol	ND		ug/kg	190	36.	1
Carbazole	ND		ug/kg	190	18.	1
Atrazine	ND		ug/kg	150	66.	1
Benzaldehyde	ND		ug/kg	250	51.	1

Project Name: 1111 ELMWOOD
Lab Number: L1809716
Project Number: B0369-018-004-002
Report Date: 03/27/18

SAMPLE RESULTS

Lab ID: L1809716-01
Client ID: SW-7
Sample Location: BUFFALO, NY
Date Collected: 03/21/18 09:30
Date Received: 03/21/18
Field Prep: Not Specified

Sample Depth:

Parameter	Result	Qualifier	Units	RL	MDL	Dilution Factor
Semivolatile Organics by GC/MS - Westborough Lab						
Caprolactam	ND		ug/kg	190	58.	1
2,3,4,6-Tetrachlorophenol	ND		ug/kg	190	38.	1

Surrogate	% Recovery	Qualifier	Acceptance Criteria
2-Fluorophenol	67		25-120
Phenol-d6	73		10-120
Nitrobenzene-d5	72		23-120
2-Fluorobiphenyl	80		30-120
2,4,6-Tribromophenol	78		10-136
4-Terphenyl-d14	80		18-120

Project Name: 1111 ELMWOOD
Project Number: B0369-018-004-002
Lab Number: L1809716
Report Date: 03/27/18

SAMPLE RESULTS

Lab ID: L1809716-02
Client ID: SW-8
Sample Location: BUFFALO, NY

Date Collected: 03/21/18 10:21
Date Received: 03/21/18
Field Prep: Not Specified

Sample Depth:
Matrix: Soil
Analytical Method: 1,8270D
Analytical Date: 03/25/18 22:24
Analyst: RC
Percent Solids: 84%

Extraction Method: EPA 3546
Extraction Date: 03/23/18 12:48

Parameter	Result	Qualifier	Units	RL	MDL	Dilution Factor
Semivolatile Organics by GC/MS - Westborough Lab						
Acenaphthene	ND		ug/kg	160	20.	1
Hexachlorobenzene	ND		ug/kg	120	22.	1
Bis(2-chloroethyl)ether	ND		ug/kg	180	27.	1
2-Chloronaphthalene	ND		ug/kg	200	20.	1
3,3'-Dichlorobenzidine	ND		ug/kg	200	52.	1
2,4-Dinitrotoluene	ND		ug/kg	200	40.	1
2,6-Dinitrotoluene	ND		ug/kg	200	34.	1
Fluoranthene	ND		ug/kg	120	23.	1
4-Chlorophenyl phenyl ether	ND		ug/kg	200	21.	1
4-Bromophenyl phenyl ether	ND		ug/kg	200	30.	1
Bis(2-chloroisopropyl)ether	ND		ug/kg	240	34.	1
Bis(2-chloroethoxy)methane	ND		ug/kg	210	20.	1
Hexachlorobutadiene	ND		ug/kg	200	29.	1
Hexachlorocyclopentadiene	ND		ug/kg	560	180	1
Hexachloroethane	ND		ug/kg	160	32.	1
Isophorone	ND		ug/kg	180	26.	1
Naphthalene	ND		ug/kg	200	24.	1
Nitrobenzene	ND		ug/kg	180	29.	1
NDPA/DPA	ND		ug/kg	160	22.	1
n-Nitrosodi-n-propylamine	ND		ug/kg	200	30.	1
Bis(2-ethylhexyl)phthalate	ND		ug/kg	200	68.	1
Butyl benzyl phthalate	ND		ug/kg	200	50.	1
Di-n-butylphthalate	ND		ug/kg	200	37.	1
Di-n-octylphthalate	ND		ug/kg	200	67.	1
Diethyl phthalate	ND		ug/kg	200	18.	1
Dimethyl phthalate	ND		ug/kg	200	41.	1
Benzo(a)anthracene	ND		ug/kg	120	22.	1
Benzo(a)pyrene	ND		ug/kg	160	48.	1

Project Name: 1111 ELMWOOD **Lab Number:** L1809716

Project Number: B0369-018-004-002 **Report Date:** 03/27/18

SAMPLE RESULTS

Lab ID: L1809716-02 Date Collected: 03/21/18 10:21

Client ID: SW-8 Date Received: 03/21/18

Sample Location: BUFFALO, NY Field Prep: Not Specified

Sample Depth:

Parameter	Result	Qualifier	Units	RL	MDL	Dilution Factor
Semivolatile Organics by GC/MS - Westborough Lab						
Benzo(b)fluoranthene	ND		ug/kg	120	33.	1
Benzo(k)fluoranthene	ND		ug/kg	120	32.	1
Chrysene	ND		ug/kg	120	20.	1
Acenaphthylene	ND		ug/kg	160	30.	1
Anthracene	ND		ug/kg	120	38.	1
Benzo(ghi)perylene	ND		ug/kg	160	23.	1
Fluorene	ND		ug/kg	200	19.	1
Phenanthrene	ND		ug/kg	120	24.	1
Dibenzo(a,h)anthracene	ND		ug/kg	120	23.	1
Indeno(1,2,3-cd)pyrene	ND		ug/kg	160	28.	1
Pyrene	ND		ug/kg	120	20.	1
Biphenyl	ND		ug/kg	450	46.	1
4-Chloroaniline	ND		ug/kg	200	36.	1
2-Nitroaniline	ND		ug/kg	200	38.	1
3-Nitroaniline	ND		ug/kg	200	37.	1
4-Nitroaniline	ND		ug/kg	200	82.	1
Dibenzofuran	ND		ug/kg	200	19.	1
2-Methylnaphthalene	ND		ug/kg	240	24.	1
1,2,4,5-Tetrachlorobenzene	ND		ug/kg	200	21.	1
Acetophenone	ND		ug/kg	200	24.	1
2,4,6-Trichlorophenol	ND		ug/kg	120	37.	1
p-Chloro-m-cresol	ND		ug/kg	200	29.	1
2-Chlorophenol	ND		ug/kg	200	23.	1
2,4-Dichlorophenol	ND		ug/kg	180	32.	1
2,4-Dimethylphenol	ND		ug/kg	200	65.	1
2-Nitrophenol	ND		ug/kg	430	74.	1
4-Nitrophenol	ND		ug/kg	280	80.	1
2,4-Dinitrophenol	ND		ug/kg	950	92.	1
4,6-Dinitro-o-cresol	ND		ug/kg	510	95.	1
Pentachlorophenol	ND		ug/kg	160	43.	1
Phenol	ND		ug/kg	200	30.	1
2-Methylphenol	ND		ug/kg	200	31.	1
3-Methylphenol/4-Methylphenol	ND		ug/kg	280	31.	1
2,4,5-Trichlorophenol	ND		ug/kg	200	38.	1
Carbazole	ND		ug/kg	200	19.	1
Atrazine	ND		ug/kg	160	69.	1
Benzaldehyde	ND		ug/kg	260	53.	1

Project Name: 1111 ELMWOOD
Lab Number: L1809716
Project Number: B0369-018-004-002
Report Date: 03/27/18

SAMPLE RESULTS

Lab ID: L1809716-02
Client ID: SW-8
Sample Location: BUFFALO, NY
Date Collected: 03/21/18 10:21
Date Received: 03/21/18
Field Prep: Not Specified

Sample Depth:

Parameter	Result	Qualifier	Units	RL	MDL	Dilution Factor
Semivolatile Organics by GC/MS - Westborough Lab						
Caprolactam	ND		ug/kg	200	60.	1
2,3,4,6-Tetrachlorophenol	ND		ug/kg	200	40.	1

Surrogate	% Recovery	Qualifier	Acceptance Criteria
2-Fluorophenol	65		25-120
Phenol-d6	70		10-120
Nitrobenzene-d5	71		23-120
2-Fluorobiphenyl	74		30-120
2,4,6-Tribromophenol	67		10-136
4-Terphenyl-d14	66		18-120

Project Name: 1111 ELMWOOD
Project Number: B0369-018-004-002
Lab Number: L1809716
Report Date: 03/27/18

SAMPLE RESULTS

Lab ID: L1809716-03
Client ID: SW-9
Sample Location: BUFFALO, NY

Date Collected: 03/21/18 11:38
Date Received: 03/21/18
Field Prep: Not Specified

Sample Depth:
Matrix: Soil
Analytical Method: 1,8270D
Analytical Date: 03/25/18 22:49
Analyst: RC
Percent Solids: 89%

Extraction Method: EPA 3546
Extraction Date: 03/23/18 12:48

Parameter	Result	Qualifier	Units	RL	MDL	Dilution Factor
Semivolatile Organics by GC/MS - Westborough Lab						
Acenaphthene	ND		ug/kg	150	19.	1
Hexachlorobenzene	ND		ug/kg	110	21.	1
Bis(2-chloroethyl)ether	ND		ug/kg	170	25.	1
2-Chloronaphthalene	ND		ug/kg	190	18.	1
3,3'-Dichlorobenzidine	ND		ug/kg	190	50.	1
2,4-Dinitrotoluene	ND		ug/kg	190	37.	1
2,6-Dinitrotoluene	ND		ug/kg	190	32.	1
Fluoranthene	ND		ug/kg	110	21.	1
4-Chlorophenyl phenyl ether	ND		ug/kg	190	20.	1
4-Bromophenyl phenyl ether	ND		ug/kg	190	28.	1
Bis(2-chloroisopropyl)ether	ND		ug/kg	220	32.	1
Bis(2-chloroethoxy)methane	ND		ug/kg	200	19.	1
Hexachlorobutadiene	ND		ug/kg	190	27.	1
Hexachlorocyclopentadiene	ND		ug/kg	540	170	1
Hexachloroethane	ND		ug/kg	150	30.	1
Isophorone	ND		ug/kg	170	24.	1
Naphthalene	ND		ug/kg	190	23.	1
Nitrobenzene	ND		ug/kg	170	28.	1
NDPA/DPA	ND		ug/kg	150	21.	1
n-Nitrosodi-n-propylamine	ND		ug/kg	190	29.	1
Bis(2-ethylhexyl)phthalate	ND		ug/kg	190	65.	1
Butyl benzyl phthalate	ND		ug/kg	190	47.	1
Di-n-butylphthalate	ND		ug/kg	190	36.	1
Di-n-octylphthalate	ND		ug/kg	190	64.	1
Diethyl phthalate	ND		ug/kg	190	17.	1
Dimethyl phthalate	ND		ug/kg	190	39.	1
Benzo(a)anthracene	ND		ug/kg	110	21.	1
Benzo(a)pyrene	ND		ug/kg	150	46.	1

Project Name: 1111 ELMWOOD **Lab Number:** L1809716

Project Number: B0369-018-004-002 **Report Date:** 03/27/18

SAMPLE RESULTS

Lab ID: L1809716-03 Date Collected: 03/21/18 11:38

Client ID: SW-9 Date Received: 03/21/18

Sample Location: BUFFALO, NY Field Prep: Not Specified

Sample Depth:

Parameter	Result	Qualifier	Units	RL	MDL	Dilution Factor
Semivolatile Organics by GC/MS - Westborough Lab						
Benzo(b)fluoranthene	ND		ug/kg	110	32.	1
Benzo(k)fluoranthene	ND		ug/kg	110	30.	1
Chrysene	ND		ug/kg	110	19.	1
Acenaphthylene	ND		ug/kg	150	29.	1
Anthracene	ND		ug/kg	110	36.	1
Benzo(ghi)perylene	ND		ug/kg	150	22.	1
Fluorene	ND		ug/kg	190	18.	1
Phenanthrene	ND		ug/kg	110	23.	1
Dibenzo(a,h)anthracene	ND		ug/kg	110	22.	1
Indeno(1,2,3-cd)pyrene	ND		ug/kg	150	26.	1
Pyrene	ND		ug/kg	110	19.	1
Biphenyl	ND		ug/kg	430	43.	1
4-Chloroaniline	ND		ug/kg	190	34.	1
2-Nitroaniline	ND		ug/kg	190	36.	1
3-Nitroaniline	ND		ug/kg	190	35.	1
4-Nitroaniline	ND		ug/kg	190	78.	1
Dibenzofuran	ND		ug/kg	190	18.	1
2-Methylnaphthalene	ND		ug/kg	220	23.	1
1,2,4,5-Tetrachlorobenzene	ND		ug/kg	190	20.	1
Acetophenone	ND		ug/kg	190	23.	1
2,4,6-Trichlorophenol	ND		ug/kg	110	36.	1
p-Chloro-m-cresol	ND		ug/kg	190	28.	1
2-Chlorophenol	ND		ug/kg	190	22.	1
2,4-Dichlorophenol	ND		ug/kg	170	30.	1
2,4-Dimethylphenol	ND		ug/kg	190	62.	1
2-Nitrophenol	ND		ug/kg	400	70.	1
4-Nitrophenol	ND		ug/kg	260	76.	1
2,4-Dinitrophenol	ND		ug/kg	900	87.	1
4,6-Dinitro-o-cresol	ND		ug/kg	490	90.	1
Pentachlorophenol	ND		ug/kg	150	41.	1
Phenol	ND		ug/kg	190	28.	1
2-Methylphenol	ND		ug/kg	190	29.	1
3-Methylphenol/4-Methylphenol	ND		ug/kg	270	29.	1
2,4,5-Trichlorophenol	ND		ug/kg	190	36.	1
Carbazole	ND		ug/kg	190	18.	1
Atrazine	ND		ug/kg	150	66.	1
Benzaldehyde	ND		ug/kg	250	50.	1

Project Name: 1111 ELMWOOD
Lab Number: L1809716
Project Number: B0369-018-004-002
Report Date: 03/27/18

SAMPLE RESULTS

Lab ID: L1809716-03
Client ID: SW-9
Sample Location: BUFFALO, NY
Date Collected: 03/21/18 11:38
Date Received: 03/21/18
Field Prep: Not Specified

Sample Depth:

Parameter	Result	Qualifier	Units	RL	MDL	Dilution Factor
Semivolatile Organics by GC/MS - Westborough Lab						
Caprolactam	ND		ug/kg	190	57.	1
2,3,4,6-Tetrachlorophenol	ND		ug/kg	190	38.	1

Surrogate	% Recovery	Qualifier	Acceptance Criteria
2-Fluorophenol	70		25-120
Phenol-d6	76		10-120
Nitrobenzene-d5	75		23-120
2-Fluorobiphenyl	78		30-120
2,4,6-Tribromophenol	77		10-136
4-Terphenyl-d14	76		18-120

Project Name: 1111 ELMWOOD
Project Number: B0369-018-004-002
Lab Number: L1809716
Report Date: 03/27/18

SAMPLE RESULTS

Lab ID: L1809716-04
Client ID: B-11
Sample Location: BUFFALO, NY

Date Collected: 03/21/18 09:10
Date Received: 03/21/18
Field Prep: Not Specified

Sample Depth:
Matrix: Soil
Analytical Method: 1,8270D
Analytical Date: 03/25/18 23:15
Analyst: RC
Percent Solids: 87%

Extraction Method: EPA 3546
Extraction Date: 03/23/18 12:48

Parameter	Result	Qualifier	Units	RL	MDL	Dilution Factor
Semivolatile Organics by GC/MS - Westborough Lab						
Acenaphthene	ND		ug/kg	150	20.	1
Hexachlorobenzene	ND		ug/kg	120	21.	1
Bis(2-chloroethyl)ether	ND		ug/kg	170	26.	1
2-Chloronaphthalene	ND		ug/kg	190	19.	1
3,3'-Dichlorobenzidine	ND		ug/kg	190	51.	1
2,4-Dinitrotoluene	ND		ug/kg	190	38.	1
2,6-Dinitrotoluene	ND		ug/kg	190	33.	1
Fluoranthene	ND		ug/kg	120	22.	1
4-Chlorophenyl phenyl ether	ND		ug/kg	190	20.	1
4-Bromophenyl phenyl ether	ND		ug/kg	190	29.	1
Bis(2-chloroisopropyl)ether	ND		ug/kg	230	33.	1
Bis(2-chloroethoxy)methane	ND		ug/kg	210	19.	1
Hexachlorobutadiene	ND		ug/kg	190	28.	1
Hexachlorocyclopentadiene	ND		ug/kg	550	170	1
Hexachloroethane	ND		ug/kg	150	31.	1
Isophorone	ND		ug/kg	170	25.	1
Naphthalene	ND		ug/kg	190	23.	1
Nitrobenzene	ND		ug/kg	170	28.	1
NDPA/DPA	ND		ug/kg	150	22.	1
n-Nitrosodi-n-propylamine	ND		ug/kg	190	30.	1
Bis(2-ethylhexyl)phthalate	ND		ug/kg	190	66.	1
Butyl benzyl phthalate	ND		ug/kg	190	48.	1
Di-n-butylphthalate	ND		ug/kg	190	36.	1
Di-n-octylphthalate	ND		ug/kg	190	65.	1
Diethyl phthalate	ND		ug/kg	190	18.	1
Dimethyl phthalate	ND		ug/kg	190	40.	1
Benzo(a)anthracene	ND		ug/kg	120	22.	1
Benzo(a)pyrene	ND		ug/kg	150	47.	1

Project Name: 1111 ELMWOOD **Lab Number:** L1809716

Project Number: B0369-018-004-002 **Report Date:** 03/27/18

SAMPLE RESULTS

Lab ID: L1809716-04 Date Collected: 03/21/18 09:10

Client ID: B-11 Date Received: 03/21/18

Sample Location: BUFFALO, NY Field Prep: Not Specified

Sample Depth:

Parameter	Result	Qualifier	Units	RL	MDL	Dilution Factor
Semivolatile Organics by GC/MS - Westborough Lab						
Benzo(b)fluoranthene	ND		ug/kg	120	32.	1
Benzo(k)fluoranthene	ND		ug/kg	120	31.	1
Chrysene	ND		ug/kg	120	20.	1
Acenaphthylene	ND		ug/kg	150	30.	1
Anthracene	ND		ug/kg	120	37.	1
Benzo(ghi)perylene	ND		ug/kg	150	22.	1
Fluorene	ND		ug/kg	190	19.	1
Phenanthrene	ND		ug/kg	120	23.	1
Dibenzo(a,h)anthracene	ND		ug/kg	120	22.	1
Indeno(1,2,3-cd)pyrene	ND		ug/kg	150	27.	1
Pyrene	ND		ug/kg	120	19.	1
Biphenyl	ND		ug/kg	440	44.	1
4-Chloroaniline	ND		ug/kg	190	35.	1
2-Nitroaniline	ND		ug/kg	190	37.	1
3-Nitroaniline	ND		ug/kg	190	36.	1
4-Nitroaniline	ND		ug/kg	190	79.	1
Dibenzofuran	ND		ug/kg	190	18.	1
2-Methylnaphthalene	ND		ug/kg	230	23.	1
1,2,4,5-Tetrachlorobenzene	ND		ug/kg	190	20.	1
Acetophenone	ND		ug/kg	190	24.	1
2,4,6-Trichlorophenol	ND		ug/kg	120	36.	1
p-Chloro-m-cresol	ND		ug/kg	190	28.	1
2-Chlorophenol	ND		ug/kg	190	23.	1
2,4-Dichlorophenol	ND		ug/kg	170	31.	1
2,4-Dimethylphenol	ND		ug/kg	190	63.	1
2-Nitrophenol	ND		ug/kg	410	72.	1
4-Nitrophenol	ND		ug/kg	270	78.	1
2,4-Dinitrophenol	ND		ug/kg	920	89.	1
4,6-Dinitro-o-cresol	ND		ug/kg	500	92.	1
Pentachlorophenol	ND		ug/kg	150	42.	1
Phenol	ND		ug/kg	190	29.	1
2-Methylphenol	ND		ug/kg	190	30.	1
3-Methylphenol/4-Methylphenol	ND		ug/kg	280	30.	1
2,4,5-Trichlorophenol	ND		ug/kg	190	37.	1
Carbazole	ND		ug/kg	190	19.	1
Atrazine	ND		ug/kg	150	67.	1
Benzaldehyde	ND		ug/kg	250	52.	1

Project Name: 1111 ELMWOOD
Lab Number: L1809716
Project Number: B0369-018-004-002
Report Date: 03/27/18

SAMPLE RESULTS

Lab ID: L1809716-04
Client ID: B-11
Sample Location: BUFFALO, NY
Date Collected: 03/21/18 09:10
Date Received: 03/21/18
Field Prep: Not Specified

Sample Depth:

Parameter	Result	Qualifier	Units	RL	MDL	Dilution Factor
Semivolatile Organics by GC/MS - Westborough Lab						
Caprolactam	ND		ug/kg	190	58.	1
2,3,4,6-Tetrachlorophenol	ND		ug/kg	190	39.	1

Surrogate	% Recovery	Qualifier	Acceptance Criteria
2-Fluorophenol	71		25-120
Phenol-d6	78		10-120
Nitrobenzene-d5	79		23-120
2-Fluorobiphenyl	85		30-120
2,4,6-Tribromophenol	78		10-136
4-Terphenyl-d14	90		18-120

Project Name: 1111 ELMWOOD
Project Number: B0369-018-004-002
Lab Number: L1809716
Report Date: 03/27/18

SAMPLE RESULTS

Lab ID: L1809716-05
Client ID: B-12
Sample Location: BUFFALO, NY

Date Collected: 03/21/18 11:30
Date Received: 03/21/18
Field Prep: Not Specified

Sample Depth:
Matrix: Soil
Analytical Method: 1,8270D
Analytical Date: 03/25/18 23:40
Analyst: RC
Percent Solids: 86%

Extraction Method: EPA 3546
Extraction Date: 03/23/18 12:48

Parameter	Result	Qualifier	Units	RL	MDL	Dilution Factor
Semivolatile Organics by GC/MS - Westborough Lab						
Acenaphthene	ND		ug/kg	150	20.	1
Hexachlorobenzene	ND		ug/kg	120	22.	1
Bis(2-chloroethyl)ether	ND		ug/kg	170	26.	1
2-Chloronaphthalene	ND		ug/kg	190	19.	1
3,3'-Dichlorobenzidine	ND		ug/kg	190	52.	1
2,4-Dinitrotoluene	ND		ug/kg	190	39.	1
2,6-Dinitrotoluene	ND		ug/kg	190	33.	1
Fluoranthene	ND		ug/kg	120	22.	1
4-Chlorophenyl phenyl ether	ND		ug/kg	190	21.	1
4-Bromophenyl phenyl ether	ND		ug/kg	190	30.	1
Bis(2-chloroisopropyl)ether	ND		ug/kg	230	33.	1
Bis(2-chloroethoxy)methane	ND		ug/kg	210	19.	1
Hexachlorobutadiene	ND		ug/kg	190	28.	1
Hexachlorocyclopentadiene	ND		ug/kg	550	180	1
Hexachloroethane	ND		ug/kg	150	31.	1
Isophorone	ND		ug/kg	170	25.	1
Naphthalene	ND		ug/kg	190	24.	1
Nitrobenzene	ND		ug/kg	170	29.	1
NDPA/DPA	ND		ug/kg	150	22.	1
n-Nitrosodi-n-propylamine	ND		ug/kg	190	30.	1
Bis(2-ethylhexyl)phthalate	ND		ug/kg	190	67.	1
Butyl benzyl phthalate	ND		ug/kg	190	49.	1
Di-n-butylphthalate	ND		ug/kg	190	37.	1
Di-n-octylphthalate	ND		ug/kg	190	66.	1
Diethyl phthalate	ND		ug/kg	190	18.	1
Dimethyl phthalate	ND		ug/kg	190	41.	1
Benzo(a)anthracene	ND		ug/kg	120	22.	1
Benzo(a)pyrene	ND		ug/kg	150	47.	1

Project Name: 1111 ELMWOOD **Lab Number:** L1809716

Project Number: B0369-018-004-002 **Report Date:** 03/27/18

SAMPLE RESULTS

Lab ID: L1809716-05 Date Collected: 03/21/18 11:30

Client ID: B-12 Date Received: 03/21/18

Sample Location: BUFFALO, NY Field Prep: Not Specified

Sample Depth:

Parameter	Result	Qualifier	Units	RL	MDL	Dilution Factor
Semivolatile Organics by GC/MS - Westborough Lab						
Benzo(b)fluoranthene	ND		ug/kg	120	33.	1
Benzo(k)fluoranthene	ND		ug/kg	120	31.	1
Chrysene	ND		ug/kg	120	20.	1
Acenaphthylene	ND		ug/kg	150	30.	1
Anthracene	ND		ug/kg	120	38.	1
Benzo(ghi)perylene	ND		ug/kg	150	23.	1
Fluorene	ND		ug/kg	190	19.	1
Phenanthrene	ND		ug/kg	120	24.	1
Dibenzo(a,h)anthracene	ND		ug/kg	120	22.	1
Indeno(1,2,3-cd)pyrene	ND		ug/kg	150	27.	1
Pyrene	ND		ug/kg	120	19.	1
Biphenyl	ND		ug/kg	440	45.	1
4-Chloroaniline	ND		ug/kg	190	35.	1
2-Nitroaniline	ND		ug/kg	190	37.	1
3-Nitroaniline	ND		ug/kg	190	36.	1
4-Nitroaniline	ND		ug/kg	190	80.	1
Dibenzofuran	ND		ug/kg	190	18.	1
2-Methylnaphthalene	ND		ug/kg	230	23.	1
1,2,4,5-Tetrachlorobenzene	ND		ug/kg	190	20.	1
Acetophenone	ND		ug/kg	190	24.	1
2,4,6-Trichlorophenol	ND		ug/kg	120	37.	1
p-Chloro-m-cresol	ND		ug/kg	190	29.	1
2-Chlorophenol	ND		ug/kg	190	23.	1
2,4-Dichlorophenol	ND		ug/kg	170	31.	1
2,4-Dimethylphenol	ND		ug/kg	190	64.	1
2-Nitrophenol	ND		ug/kg	420	73.	1
4-Nitrophenol	ND		ug/kg	270	79.	1
2,4-Dinitrophenol	ND		ug/kg	930	90.	1
4,6-Dinitro-o-cresol	ND		ug/kg	500	93.	1
Pentachlorophenol	ND		ug/kg	150	43.	1
Phenol	ND		ug/kg	190	29.	1
2-Methylphenol	ND		ug/kg	190	30.	1
3-Methylphenol/4-Methylphenol	ND		ug/kg	280	30.	1
2,4,5-Trichlorophenol	ND		ug/kg	190	37.	1
Carbazole	ND		ug/kg	190	19.	1
Atrazine	ND		ug/kg	150	68.	1
Benzaldehyde	ND		ug/kg	260	52.	1

Project Name: 1111 ELMWOOD
Lab Number: L1809716
Project Number: B0369-018-004-002
Report Date: 03/27/18

SAMPLE RESULTS

Lab ID: L1809716-05
Client ID: B-12
Sample Location: BUFFALO, NY
Date Collected: 03/21/18 11:30
Date Received: 03/21/18
Field Prep: Not Specified

Sample Depth:

Parameter	Result	Qualifier	Units	RL	MDL	Dilution Factor
Semivolatile Organics by GC/MS - Westborough Lab						
Caprolactam	ND		ug/kg	190	59.	1
2,3,4,6-Tetrachlorophenol	ND		ug/kg	190	39.	1

Surrogate	% Recovery	Qualifier	Acceptance Criteria
2-Fluorophenol	73		25-120
Phenol-d6	79		10-120
Nitrobenzene-d5	79		23-120
2-Fluorobiphenyl	80		30-120
2,4,6-Tribromophenol	83		10-136
4-Terphenyl-d14	74		18-120

Project Name: 1111 ELMWOOD
Project Number: B0369-018-004-002

Lab Number: L1809716
Report Date: 03/27/18

Method Blank Analysis
Batch Quality Control

Analytical Method: 1,8270D
Analytical Date: 03/25/18 16:02
Analyst: RC

Extraction Method: EPA 3546
Extraction Date: 03/23/18 12:48

Parameter	Result	Qualifier	Units	RL	MDL
Semivolatile Organics by GC/MS - Westborough Lab for sample(s): 01-05 Batch: WG1099976-1					
Acenaphthene	ND		ug/kg	130	17.
Hexachlorobenzene	ND		ug/kg	99	18.
Bis(2-chloroethyl)ether	ND		ug/kg	150	22.
2-Chloronaphthalene	ND		ug/kg	160	16.
3,3'-Dichlorobenzidine	ND		ug/kg	160	44.
2,4-Dinitrotoluene	ND		ug/kg	160	33.
2,6-Dinitrotoluene	ND		ug/kg	160	28.
Fluoranthene	ND		ug/kg	99	19.
4-Chlorophenyl phenyl ether	ND		ug/kg	160	18.
4-Bromophenyl phenyl ether	ND		ug/kg	160	25.
Bis(2-chloroisopropyl)ether	ND		ug/kg	200	28.
Bis(2-chloroethoxy)methane	ND		ug/kg	180	17.
Hexachlorobutadiene	ND		ug/kg	160	24.
Hexachlorocyclopentadiene	ND		ug/kg	470	150
Hexachloroethane	ND		ug/kg	130	27.
Isophorone	ND		ug/kg	150	22.
Naphthalene	ND		ug/kg	160	20.
Nitrobenzene	ND		ug/kg	150	24.
NDPA/DPA	ND		ug/kg	130	19.
n-Nitrosodi-n-propylamine	ND		ug/kg	160	26.
Bis(2-ethylhexyl)phthalate	ND		ug/kg	160	57.
Butyl benzyl phthalate	ND		ug/kg	160	42.
Di-n-butylphthalate	ND		ug/kg	160	31.
Di-n-octylphthalate	ND		ug/kg	160	56.
Diethyl phthalate	ND		ug/kg	160	15.
Dimethyl phthalate	ND		ug/kg	160	35.
Benzo(a)anthracene	ND		ug/kg	99	19.
Benzo(a)pyrene	ND		ug/kg	130	40.
Benzo(b)fluoranthene	ND		ug/kg	99	28.

Project Name: 1111 ELMWOOD
Project Number: B0369-018-004-002

Lab Number: L1809716
Report Date: 03/27/18

Method Blank Analysis
Batch Quality Control

Analytical Method: 1,8270D
Analytical Date: 03/25/18 16:02
Analyst: RC

Extraction Method: EPA 3546
Extraction Date: 03/23/18 12:48

Parameter	Result	Qualifier	Units	RL	MDL
Semivolatile Organics by GC/MS - Westborough Lab for sample(s): 01-05 Batch: WG1099976-1					
Benzo(k)fluoranthene	ND		ug/kg	99	26.
Chrysene	ND		ug/kg	99	17.
Acenaphthylene	ND		ug/kg	130	26.
Anthracene	ND		ug/kg	99	32.
Benzo(ghi)perylene	ND		ug/kg	130	19.
Fluorene	ND		ug/kg	160	16.
Phenanthrene	ND		ug/kg	99	20.
Dibenzo(a,h)anthracene	ND		ug/kg	99	19.
Indeno(1,2,3-cd)pyrene	ND		ug/kg	130	23.
Pyrene	ND		ug/kg	99	16.
Biphenyl	ND		ug/kg	380	38.
4-Chloroaniline	ND		ug/kg	160	30.
2-Nitroaniline	ND		ug/kg	160	32.
3-Nitroaniline	ND		ug/kg	160	31.
4-Nitroaniline	ND		ug/kg	160	68.
Dibenzofuran	ND		ug/kg	160	16.
2-Methylnaphthalene	ND		ug/kg	200	20.
1,2,4,5-Tetrachlorobenzene	ND		ug/kg	160	17.
Acetophenone	ND		ug/kg	160	20.
2,4,6-Trichlorophenol	ND		ug/kg	99	31.
p-Chloro-m-cresol	ND		ug/kg	160	25.
2-Chlorophenol	ND		ug/kg	160	20.
2,4-Dichlorophenol	ND		ug/kg	150	27.
2,4-Dimethylphenol	ND		ug/kg	160	55.
2-Nitrophenol	ND		ug/kg	360	62.
4-Nitrophenol	ND		ug/kg	230	68.
2,4-Dinitrophenol	ND		ug/kg	800	77.
4,6-Dinitro-o-cresol	ND		ug/kg	430	80.
Pentachlorophenol	ND		ug/kg	130	36.

Project Name: 1111 ELMWOOD
Project Number: B0369-018-004-002

Lab Number: L1809716
Report Date: 03/27/18

Method Blank Analysis
Batch Quality Control

Analytical Method: 1,8270D
Analytical Date: 03/25/18 16:02
Analyst: RC

Extraction Method: EPA 3546
Extraction Date: 03/23/18 12:48

Parameter	Result	Qualifier	Units	RL	MDL
Semivolatile Organics by GC/MS - Westborough Lab for sample(s): 01-05 Batch: WG1099976-1					
Phenol	ND		ug/kg	160	25.
2-Methylphenol	ND		ug/kg	160	26.
3-Methylphenol/4-Methylphenol	ND		ug/kg	240	26.
2,4,5-Trichlorophenol	ND		ug/kg	160	32.
Carbazole	ND		ug/kg	160	16.
Atrazine	ND		ug/kg	130	58.
Benzaldehyde	ND		ug/kg	220	45.
Caprolactam	ND		ug/kg	160	50.
2,3,4,6-Tetrachlorophenol	ND		ug/kg	160	33.
Tentatively Identified Compounds					
No Tentatively Identified Compounds	ND		ug/kg		

Surrogate	%Recovery	Qualifier	Acceptance Criteria
2-Fluorophenol	73		25-120
Phenol-d6	78		10-120
Nitrobenzene-d5	76		23-120
2-Fluorobiphenyl	85		30-120
2,4,6-Tribromophenol	80		10-136
4-Terphenyl-d14	96		18-120

Lab Control Sample Analysis

Batch Quality Control

Project Name: 1111 ELMWOOD

Project Number: B0369-018-004-002

Lab Number: L1809716

Report Date: 03/27/18

Parameter	LCS %Recovery	Qual	LCSD %Recovery	Qual	%Recovery Limits	RPD	Qual	RPD Limits
Semivolatile Organics by GC/MS - Westborough Lab Associated sample(s): 01-05 Batch: WG1099976-2 WG1099976-3								
Acenaphthene	77		80		31-137	4		50
Hexachlorobenzene	80		83		40-140	4		50
Bis(2-chloroethyl)ether	71		74		40-140	4		50
2-Chloronaphthalene	76		80		40-140	5		50
3,3'-Dichlorobenzidine	51		50		40-140	2		50
2,4-Dinitrotoluene	82		85		40-132	4		50
2,6-Dinitrotoluene	83		88		40-140	6		50
Fluoranthene	84		82		40-140	2		50
4-Chlorophenyl phenyl ether	80		82		40-140	2		50
4-Bromophenyl phenyl ether	80		83		40-140	4		50
Bis(2-chloroisopropyl)ether	67		72		40-140	7		50
Bis(2-chloroethoxy)methane	76		80		40-117	5		50
Hexachlorobutadiene	73		74		40-140	1		50
Hexachlorocyclopentadiene	42		44		40-140	5		50
Hexachloroethane	70		75		40-140	7		50
Isophorone	75		82		40-140	9		50
Naphthalene	73		76		40-140	4		50
Nitrobenzene	73		78		40-140	7		50
NDPA/DPA	82		85		36-157	4		50
n-Nitrosodi-n-propylamine	76		80		32-121	5		50
Bis(2-ethylhexyl)phthalate	78		81		40-140	4		50
Butyl benzyl phthalate	88		84		40-140	5		50
Di-n-butylphthalate	85		85		40-140	0		50

Lab Control Sample Analysis

Batch Quality Control

Project Name: 1111 ELMWOOD

Project Number: B0369-018-004-002

Lab Number: L1809716

Report Date: 03/27/18

Parameter	LCS %Recovery	Qual	LCSD %Recovery	Qual	%Recovery Limits	RPD	Qual	RPD Limits
Semivolatile Organics by GC/MS - Westborough Lab Associated sample(s): 01-05 Batch: WG1099976-2 WG1099976-3								
Di-n-octylphthalate	78		79		40-140	1		50
Diethyl phthalate	81		84		40-140	4		50
Dimethyl phthalate	85		90		40-140	6		50
Benzo(a)anthracene	77		78		40-140	1		50
Benzo(a)pyrene	77		78		40-140	1		50
Benzo(b)fluoranthene	78		78		40-140	0		50
Benzo(k)fluoranthene	74		77		40-140	4		50
Chrysene	75		76		40-140	1		50
Acenaphthylene	82		87		40-140	6		50
Anthracene	81		82		40-140	1		50
Benzo(ghi)perylene	80		82		40-140	2		50
Fluorene	81		83		40-140	2		50
Phenanthrene	77		79		40-140	3		50
Dibenzo(a,h)anthracene	82		84		40-140	2		50
Indeno(1,2,3-cd)pyrene	83		84		40-140	1		50
Pyrene	81		79		35-142	3		50
Biphenyl	81		85		54-104	5		50
4-Chloroaniline	60		62		40-140	3		50
2-Nitroaniline	85		89		47-134	5		50
3-Nitroaniline	55		55		26-129	0		50
4-Nitroaniline	77		78		41-125	1		50
Dibenzofuran	78		82		40-140	5		50
2-Methylnaphthalene	76		80		40-140	5		50

Lab Control Sample Analysis
Batch Quality Control

Project Name: 1111 ELMWOOD
Project Number: B0369-018-004-002

Lab Number: L1809716
Report Date: 03/27/18

Parameter	LCS %Recovery	Qual	LCSD %Recovery	Qual	%Recovery Limits	RPD	Qual	RPD Limits
Semivolatile Organics by GC/MS - Westborough Lab Associated sample(s): 01-05 Batch: WG1099976-2 WG1099976-3								
1,2,4,5-Tetrachlorobenzene	80		82		40-117	2		50
Acetophenone	79		83		14-144	5		50
2,4,6-Trichlorophenol	82		86		30-130	5		50
p-Chloro-m-cresol	84		89		26-103	6		50
2-Chlorophenol	74		78		25-102	5		50
2,4-Dichlorophenol	81		88		30-130	8		50
2,4-Dimethylphenol	78		85		30-130	9		50
2-Nitrophenol	77		83		30-130	8		50
4-Nitrophenol	84		86		11-114	2		50
2,4-Dinitrophenol	57		66		4-130	15		50
4,6-Dinitro-o-cresol	86		88		10-130	2		50
Pentachlorophenol	71		72		17-109	1		50
Phenol	77		83		26-90	8		50
2-Methylphenol	80		87		30-130.	8		50
3-Methylphenol/4-Methylphenol	84		90		30-130	7		50
2,4,5-Trichlorophenol	83		90		30-130	8		50
Carbazole	81		81		54-128	0		50
Atrazine	96		97		40-140	1		50
Benzaldehyde	51		54		40-140	6		50
Caprolactam	82		84		15-130	2		50
2,3,4,6-Tetrachlorophenol	78		82		40-140	5		50

Lab Control Sample Analysis
Batch Quality Control

Project Name: 1111 ELMWOOD
Project Number: B0369-018-004-002

Lab Number: L1809716
Report Date: 03/27/18

Parameter	LCS %Recovery	Qual	LCSD %Recovery	Qual	%Recovery Limits	RPD	Qual	RPD Limits
Semivolatile Organics by GC/MS - Westborough Lab Associated sample(s): 01-05 Batch: WG1099976-2 WG1099976-3								

Surrogate	LCS %Recovery	Qual	LCSD %Recovery	Qual	Acceptance Criteria
2-Fluorophenol	73		77		25-120
Phenol-d6	77		81		10-120
Nitrobenzene-d5	75		79		23-120
2-Fluorobiphenyl	82		85		30-120
2,4,6-Tribromophenol	81		84		10-136
4-Terphenyl-d14	90		87		18-120

METALS

Project Name: 1111 ELMWOOD
Project Number: B0369-018-004-002
Lab Number: L1809716
Report Date: 03/27/18

SAMPLE RESULTS

Lab ID: L1809716-01
Client ID: SW-7
Sample Location: BUFFALO, NY
Sample Depth:
Matrix: Soil
Percent Solids: 87%

Date Collected: 03/21/18 09:30
Date Received: 03/21/18
Field Prep: Not Specified

Total Metals - Mansfield Lab

Parameter	Result	Qualifier	Units	RL	MDL	Dilution Factor	Date Prepared	Date Analyzed	Prep Method	Analytical Method	Analyst
Aluminum, Total	4720		mg/kg	8.94	2.41	2	03/23/18 18:00	03/26/18 16:55	EPA 3050B	1,6010C	AB
Antimony, Total	0.438	J	mg/kg	4.47	0.340	2	03/23/18 18:00	03/26/18 16:55	EPA 3050B	1,6010C	AB
Arsenic, Total	2.40		mg/kg	0.894	0.186	2	03/23/18 18:00	03/26/18 16:55	EPA 3050B	1,6010C	AB
Barium, Total	43.6		mg/kg	0.894	0.156	2	03/23/18 18:00	03/26/18 16:55	EPA 3050B	1,6010C	AB
Beryllium, Total	0.232	J	mg/kg	0.447	0.030	2	03/23/18 18:00	03/26/18 16:55	EPA 3050B	1,6010C	AB
Cadmium, Total	ND		mg/kg	0.894	0.088	2	03/23/18 18:00	03/26/18 16:55	EPA 3050B	1,6010C	AB
Calcium, Total	56000		mg/kg	8.94	3.13	2	03/23/18 18:00	03/26/18 16:55	EPA 3050B	1,6010C	AB
Chromium, Total	7.84		mg/kg	0.894	0.086	2	03/23/18 18:00	03/26/18 16:55	EPA 3050B	1,6010C	AB
Cobalt, Total	4.44		mg/kg	1.79	0.148	2	03/23/18 18:00	03/26/18 16:55	EPA 3050B	1,6010C	AB
Copper, Total	11.3		mg/kg	0.894	0.231	2	03/23/18 18:00	03/26/18 16:55	EPA 3050B	1,6010C	AB
Iron, Total	10900		mg/kg	4.47	0.807	2	03/23/18 18:00	03/26/18 16:55	EPA 3050B	1,6010C	AB
Lead, Total	11.9		mg/kg	4.47	0.240	2	03/23/18 18:00	03/26/18 16:55	EPA 3050B	1,6010C	AB
Magnesium, Total	22000		mg/kg	8.94	1.38	2	03/23/18 18:00	03/26/18 16:55	EPA 3050B	1,6010C	AB
Manganese, Total	331		mg/kg	0.894	0.142	2	03/23/18 18:00	03/26/18 16:55	EPA 3050B	1,6010C	AB
Mercury, Total	0.02	J	mg/kg	0.07	0.02	1	03/23/18 07:30	03/23/18 13:05	EPA 7471B	1,7471B	MG
Nickel, Total	9.30		mg/kg	2.23	0.216	2	03/23/18 18:00	03/26/18 16:55	EPA 3050B	1,6010C	AB
Potassium, Total	676		mg/kg	223	12.9	2	03/23/18 18:00	03/26/18 16:55	EPA 3050B	1,6010C	AB
Selenium, Total	0.429	J	mg/kg	1.79	0.231	2	03/23/18 18:00	03/26/18 16:55	EPA 3050B	1,6010C	AB
Silver, Total	ND		mg/kg	0.894	0.253	2	03/23/18 18:00	03/26/18 16:55	EPA 3050B	1,6010C	AB
Sodium, Total	146	J	mg/kg	179	2.82	2	03/23/18 18:00	03/26/18 16:55	EPA 3050B	1,6010C	AB
Thallium, Total	ND		mg/kg	1.79	0.282	2	03/23/18 18:00	03/26/18 16:55	EPA 3050B	1,6010C	AB
Vanadium, Total	12.4		mg/kg	0.894	0.181	2	03/23/18 18:00	03/26/18 16:55	EPA 3050B	1,6010C	AB
Zinc, Total	60.4		mg/kg	4.47	0.262	2	03/23/18 18:00	03/26/18 16:55	EPA 3050B	1,6010C	AB

Project Name: 1111 ELMWOOD
Project Number: B0369-018-004-002
Lab Number: L1809716
Report Date: 03/27/18

SAMPLE RESULTS

Lab ID: L1809716-02
Client ID: SW-8
Sample Location: BUFFALO, NY
Date Collected: 03/21/18 10:21
Date Received: 03/21/18
Field Prep: Not Specified

Sample Depth:
Matrix: Soil
Percent Solids: 84%

Parameter	Result	Qualifier	Units	RL	MDL	Dilution Factor	Date Prepared	Date Analyzed	Prep Method	Analytical Method	Analyst
Total Metals - Mansfield Lab											
Aluminum, Total	10400		mg/kg	9.24	2.49	2	03/23/18 18:00	03/26/18 17:36	EPA 3050B	1,6010C	AB
Antimony, Total	0.832	J	mg/kg	4.62	0.351	2	03/23/18 18:00	03/26/18 17:36	EPA 3050B	1,6010C	AB
Arsenic, Total	3.27		mg/kg	0.924	0.192	2	03/23/18 18:00	03/26/18 17:36	EPA 3050B	1,6010C	AB
Barium, Total	91.3		mg/kg	0.924	0.161	2	03/23/18 18:00	03/26/18 17:36	EPA 3050B	1,6010C	AB
Beryllium, Total	0.517		mg/kg	0.462	0.031	2	03/23/18 18:00	03/26/18 17:36	EPA 3050B	1,6010C	AB
Cadmium, Total	ND		mg/kg	0.924	0.091	2	03/23/18 18:00	03/26/18 17:36	EPA 3050B	1,6010C	AB
Calcium, Total	45500		mg/kg	9.24	3.23	2	03/23/18 18:00	03/26/18 17:36	EPA 3050B	1,6010C	AB
Chromium, Total	14.6		mg/kg	0.924	0.089	2	03/23/18 18:00	03/26/18 17:36	EPA 3050B	1,6010C	AB
Cobalt, Total	6.88		mg/kg	1.85	0.153	2	03/23/18 18:00	03/26/18 17:36	EPA 3050B	1,6010C	AB
Copper, Total	15.8		mg/kg	0.924	0.238	2	03/23/18 18:00	03/26/18 17:36	EPA 3050B	1,6010C	AB
Iron, Total	16900		mg/kg	4.62	0.834	2	03/23/18 18:00	03/26/18 17:36	EPA 3050B	1,6010C	AB
Lead, Total	11.2		mg/kg	4.62	0.248	2	03/23/18 18:00	03/26/18 17:36	EPA 3050B	1,6010C	AB
Magnesium, Total	18000		mg/kg	9.24	1.42	2	03/23/18 18:00	03/26/18 17:36	EPA 3050B	1,6010C	AB
Manganese, Total	338		mg/kg	0.924	0.147	2	03/23/18 18:00	03/26/18 17:36	EPA 3050B	1,6010C	AB
Mercury, Total	0.03	J	mg/kg	0.08	0.02	1	03/23/18 07:30	03/23/18 13:21	EPA 7471B	1,7471B	MG
Nickel, Total	16.0		mg/kg	2.31	0.224	2	03/23/18 18:00	03/26/18 17:36	EPA 3050B	1,6010C	AB
Potassium, Total	982		mg/kg	231	13.3	2	03/23/18 18:00	03/26/18 17:36	EPA 3050B	1,6010C	AB
Selenium, Total	0.397	J	mg/kg	1.85	0.238	2	03/23/18 18:00	03/26/18 17:36	EPA 3050B	1,6010C	AB
Silver, Total	ND		mg/kg	0.924	0.261	2	03/23/18 18:00	03/26/18 17:36	EPA 3050B	1,6010C	AB
Sodium, Total	288		mg/kg	185	2.91	2	03/23/18 18:00	03/26/18 17:36	EPA 3050B	1,6010C	AB
Thallium, Total	ND		mg/kg	1.85	0.291	2	03/23/18 18:00	03/26/18 17:36	EPA 3050B	1,6010C	AB
Vanadium, Total	19.6		mg/kg	0.924	0.188	2	03/23/18 18:00	03/26/18 17:36	EPA 3050B	1,6010C	AB
Zinc, Total	60.2		mg/kg	4.62	0.271	2	03/23/18 18:00	03/26/18 17:36	EPA 3050B	1,6010C	AB

Project Name: 1111 ELMWOOD
Project Number: B0369-018-004-002
Lab Number: L1809716
Report Date: 03/27/18

SAMPLE RESULTS

Lab ID: L1809716-03
Client ID: SW-9
Sample Location: BUFFALO, NY
Date Collected: 03/21/18 11:38
Date Received: 03/21/18
Field Prep: Not Specified

Sample Depth:
Matrix: Soil
Percent Solids: 89%

Parameter	Result	Qualifier	Units	RL	MDL	Dilution Factor	Date Prepared	Date Analyzed	Prep Method	Analytical Method	Analyst
Total Metals - Mansfield Lab											
Aluminum, Total	7500		mg/kg	8.87	2.39	2	03/23/18 18:00	03/26/18 17:59	EPA 3050B	1,6010C	AB
Antimony, Total	0.541	J	mg/kg	4.43	0.337	2	03/23/18 18:00	03/26/18 17:59	EPA 3050B	1,6010C	AB
Arsenic, Total	2.94		mg/kg	0.887	0.184	2	03/23/18 18:00	03/26/18 17:59	EPA 3050B	1,6010C	AB
Barium, Total	63.7		mg/kg	0.887	0.154	2	03/23/18 18:00	03/26/18 17:59	EPA 3050B	1,6010C	AB
Beryllium, Total	0.372	J	mg/kg	0.443	0.029	2	03/23/18 18:00	03/26/18 17:59	EPA 3050B	1,6010C	AB
Cadmium, Total	ND		mg/kg	0.887	0.087	2	03/23/18 18:00	03/26/18 17:59	EPA 3050B	1,6010C	AB
Calcium, Total	49000		mg/kg	8.87	3.10	2	03/23/18 18:00	03/26/18 17:59	EPA 3050B	1,6010C	AB
Chromium, Total	11.0		mg/kg	0.887	0.085	2	03/23/18 18:00	03/26/18 17:59	EPA 3050B	1,6010C	AB
Cobalt, Total	6.46		mg/kg	1.77	0.147	2	03/23/18 18:00	03/26/18 17:59	EPA 3050B	1,6010C	AB
Copper, Total	12.8		mg/kg	0.887	0.229	2	03/23/18 18:00	03/26/18 17:59	EPA 3050B	1,6010C	AB
Iron, Total	14000		mg/kg	4.43	0.801	2	03/23/18 18:00	03/26/18 17:59	EPA 3050B	1,6010C	AB
Lead, Total	13.8		mg/kg	4.43	0.238	2	03/23/18 18:00	03/26/18 17:59	EPA 3050B	1,6010C	AB
Magnesium, Total	17700		mg/kg	8.87	1.36	2	03/23/18 18:00	03/26/18 17:59	EPA 3050B	1,6010C	AB
Manganese, Total	339		mg/kg	0.887	0.141	2	03/23/18 18:00	03/26/18 17:59	EPA 3050B	1,6010C	AB
Mercury, Total	0.02	J	mg/kg	0.07	0.02	1	03/23/18 07:30	03/23/18 13:23	EPA 7471B	1,7471B	MG
Nickel, Total	13.2		mg/kg	2.22	0.215	2	03/23/18 18:00	03/26/18 17:59	EPA 3050B	1,6010C	AB
Potassium, Total	954		mg/kg	222	12.8	2	03/23/18 18:00	03/26/18 17:59	EPA 3050B	1,6010C	AB
Selenium, Total	0.337	J	mg/kg	1.77	0.229	2	03/23/18 18:00	03/26/18 17:59	EPA 3050B	1,6010C	AB
Silver, Total	ND		mg/kg	0.887	0.251	2	03/23/18 18:00	03/26/18 17:59	EPA 3050B	1,6010C	AB
Sodium, Total	144	J	mg/kg	177	2.79	2	03/23/18 18:00	03/26/18 17:59	EPA 3050B	1,6010C	AB
Thallium, Total	ND		mg/kg	1.77	0.279	2	03/23/18 18:00	03/26/18 17:59	EPA 3050B	1,6010C	AB
Vanadium, Total	16.0		mg/kg	0.887	0.180	2	03/23/18 18:00	03/26/18 17:59	EPA 3050B	1,6010C	AB
Zinc, Total	57.9		mg/kg	4.43	0.260	2	03/23/18 18:00	03/26/18 17:59	EPA 3050B	1,6010C	AB

Project Name: 1111 ELMWOOD
Project Number: B0369-018-004-002
Lab Number: L1809716
Report Date: 03/27/18

SAMPLE RESULTS

Lab ID: L1809716-04
Client ID: B-11
Sample Location: BUFFALO, NY
Date Collected: 03/21/18 09:10
Date Received: 03/21/18
Field Prep: Not Specified

Sample Depth:
Matrix: Soil
Percent Solids: 87%

Parameter	Result	Qualifier	Units	RL	MDL	Dilution Factor	Date Prepared	Date Analyzed	Prep Method	Analytical Method	Analyst
Total Metals - Mansfield Lab											
Aluminum, Total	7020		mg/kg	9.00	2.43	2	03/23/18 18:00	03/26/18 18:04	EPA 3050B	1,6010C	AB
Antimony, Total	0.648	J	mg/kg	4.50	0.342	2	03/23/18 18:00	03/26/18 18:04	EPA 3050B	1,6010C	AB
Arsenic, Total	3.06		mg/kg	0.900	0.187	2	03/23/18 18:00	03/26/18 18:04	EPA 3050B	1,6010C	AB
Barium, Total	66.2		mg/kg	0.900	0.157	2	03/23/18 18:00	03/26/18 18:04	EPA 3050B	1,6010C	AB
Beryllium, Total	0.342	J	mg/kg	0.450	0.030	2	03/23/18 18:00	03/26/18 18:04	EPA 3050B	1,6010C	AB
Cadmium, Total	ND		mg/kg	0.900	0.088	2	03/23/18 18:00	03/26/18 18:04	EPA 3050B	1,6010C	AB
Calcium, Total	58900		mg/kg	9.00	3.15	2	03/23/18 18:00	03/26/18 18:04	EPA 3050B	1,6010C	AB
Chromium, Total	11.2		mg/kg	0.900	0.086	2	03/23/18 18:00	03/26/18 18:04	EPA 3050B	1,6010C	AB
Cobalt, Total	5.74		mg/kg	1.80	0.149	2	03/23/18 18:00	03/26/18 18:04	EPA 3050B	1,6010C	AB
Copper, Total	13.6		mg/kg	0.900	0.232	2	03/23/18 18:00	03/26/18 18:04	EPA 3050B	1,6010C	AB
Iron, Total	13800		mg/kg	4.50	0.813	2	03/23/18 18:00	03/26/18 18:04	EPA 3050B	1,6010C	AB
Lead, Total	12.1		mg/kg	4.50	0.241	2	03/23/18 18:00	03/26/18 18:04	EPA 3050B	1,6010C	AB
Magnesium, Total	19300		mg/kg	9.00	1.39	2	03/23/18 18:00	03/26/18 18:04	EPA 3050B	1,6010C	AB
Manganese, Total	363		mg/kg	0.900	0.143	2	03/23/18 18:00	03/26/18 18:04	EPA 3050B	1,6010C	AB
Mercury, Total	0.02	J	mg/kg	0.07	0.02	1	03/23/18 07:30	03/23/18 13:25	EPA 7471B	1,7471B	MG
Nickel, Total	13.3		mg/kg	2.25	0.218	2	03/23/18 18:00	03/26/18 18:04	EPA 3050B	1,6010C	AB
Potassium, Total	1100		mg/kg	225	13.0	2	03/23/18 18:00	03/26/18 18:04	EPA 3050B	1,6010C	AB
Selenium, Total	0.504	J	mg/kg	1.80	0.232	2	03/23/18 18:00	03/26/18 18:04	EPA 3050B	1,6010C	AB
Silver, Total	ND		mg/kg	0.900	0.255	2	03/23/18 18:00	03/26/18 18:04	EPA 3050B	1,6010C	AB
Sodium, Total	221		mg/kg	180	2.84	2	03/23/18 18:00	03/26/18 18:04	EPA 3050B	1,6010C	AB
Thallium, Total	ND		mg/kg	1.80	0.284	2	03/23/18 18:00	03/26/18 18:04	EPA 3050B	1,6010C	AB
Vanadium, Total	15.5		mg/kg	0.900	0.183	2	03/23/18 18:00	03/26/18 18:04	EPA 3050B	1,6010C	AB
Zinc, Total	56.2		mg/kg	4.50	0.264	2	03/23/18 18:00	03/26/18 18:04	EPA 3050B	1,6010C	AB

Project Name: 1111 ELMWOOD
Project Number: B0369-018-004-002
Lab Number: L1809716
Report Date: 03/27/18

SAMPLE RESULTS

Lab ID: L1809716-05
Client ID: B-12
Sample Location: BUFFALO, NY
Date Collected: 03/21/18 11:30
Date Received: 03/21/18
Field Prep: Not Specified

Sample Depth:
Matrix: Soil
Percent Solids: 86%

Parameter	Result	Qualifier	Units	RL	MDL	Dilution Factor	Date Prepared	Date Analyzed	Prep Method	Analytical Method	Analyst
Total Metals - Mansfield Lab											
Aluminum, Total	7390		mg/kg	8.99	2.43	2	03/23/18 18:00	03/26/18 18:08	EPA 3050B	1,6010C	AB
Antimony, Total	0.530	J	mg/kg	4.49	0.341	2	03/23/18 18:00	03/26/18 18:08	EPA 3050B	1,6010C	AB
Arsenic, Total	3.32		mg/kg	0.899	0.187	2	03/23/18 18:00	03/26/18 18:08	EPA 3050B	1,6010C	AB
Barium, Total	75.1		mg/kg	0.899	0.156	2	03/23/18 18:00	03/26/18 18:08	EPA 3050B	1,6010C	AB
Beryllium, Total	0.368	J	mg/kg	0.449	0.030	2	03/23/18 18:00	03/26/18 18:08	EPA 3050B	1,6010C	AB
Cadmium, Total	ND		mg/kg	0.899	0.088	2	03/23/18 18:00	03/26/18 18:08	EPA 3050B	1,6010C	AB
Calcium, Total	62900		mg/kg	8.99	3.14	2	03/23/18 18:00	03/26/18 18:08	EPA 3050B	1,6010C	AB
Chromium, Total	11.8		mg/kg	0.899	0.086	2	03/23/18 18:00	03/26/18 18:08	EPA 3050B	1,6010C	AB
Cobalt, Total	6.36		mg/kg	1.80	0.149	2	03/23/18 18:00	03/26/18 18:08	EPA 3050B	1,6010C	AB
Copper, Total	14.4		mg/kg	0.899	0.232	2	03/23/18 18:00	03/26/18 18:08	EPA 3050B	1,6010C	AB
Iron, Total	14600		mg/kg	4.49	0.811	2	03/23/18 18:00	03/26/18 18:08	EPA 3050B	1,6010C	AB
Lead, Total	12.5		mg/kg	4.49	0.241	2	03/23/18 18:00	03/26/18 18:08	EPA 3050B	1,6010C	AB
Magnesium, Total	20100		mg/kg	8.99	1.38	2	03/23/18 18:00	03/26/18 18:08	EPA 3050B	1,6010C	AB
Manganese, Total	422		mg/kg	0.899	0.143	2	03/23/18 18:00	03/26/18 18:08	EPA 3050B	1,6010C	AB
Mercury, Total	0.02	J	mg/kg	0.07	0.02	1	03/23/18 07:30	03/23/18 13:26	EPA 7471B	1,7471B	MG
Nickel, Total	15.3		mg/kg	2.25	0.217	2	03/23/18 18:00	03/26/18 18:08	EPA 3050B	1,6010C	AB
Potassium, Total	1060		mg/kg	225	12.9	2	03/23/18 18:00	03/26/18 18:08	EPA 3050B	1,6010C	AB
Selenium, Total	0.368	J	mg/kg	1.80	0.232	2	03/23/18 18:00	03/26/18 18:08	EPA 3050B	1,6010C	AB
Silver, Total	ND		mg/kg	0.899	0.254	2	03/23/18 18:00	03/26/18 18:08	EPA 3050B	1,6010C	AB
Sodium, Total	165	J	mg/kg	180	2.83	2	03/23/18 18:00	03/26/18 18:08	EPA 3050B	1,6010C	AB
Thallium, Total	0.368	J	mg/kg	1.80	0.283	2	03/23/18 18:00	03/26/18 18:08	EPA 3050B	1,6010C	AB
Vanadium, Total	16.3		mg/kg	0.899	0.182	2	03/23/18 18:00	03/26/18 18:08	EPA 3050B	1,6010C	AB
Zinc, Total	50.8		mg/kg	4.49	0.263	2	03/23/18 18:00	03/26/18 18:08	EPA 3050B	1,6010C	AB

Project Name: 1111 ELMWOOD
Project Number: B0369-018-004-002
Lab Number: L1809716
Report Date: 03/27/18

Method Blank Analysis
Batch Quality Control

Parameter	Result	Qualifier	Units	RL	MDL	Dilution Factor	Date Prepared	Date Analyzed	Analytical Method	Analyst
Total Metals - Mansfield Lab for sample(s): 01-05 Batch: WG1099813-1										
Mercury, Total	ND		mg/kg	0.08	0.02	1	03/23/18 07:30	03/23/18 12:30	1,7471B	MG

Prep Information

Digestion Method: EPA 7471B

Parameter	Result	Qualifier	Units	RL	MDL	Dilution Factor	Date Prepared	Date Analyzed	Analytical Method	Analyst
Total Metals - Mansfield Lab for sample(s): 01-05 Batch: WG1100046-1										
Aluminum, Total	ND		mg/kg	4.00	1.08	1	03/23/18 18:00	03/26/18 10:07	1,6010C	JH
Antimony, Total	ND		mg/kg	2.00	0.152	1	03/23/18 18:00	03/26/18 10:07	1,6010C	JH
Arsenic, Total	ND		mg/kg	0.400	0.083	1	03/23/18 18:00	03/26/18 10:07	1,6010C	JH
Barium, Total	ND		mg/kg	0.400	0.070	1	03/23/18 18:00	03/26/18 10:07	1,6010C	JH
Beryllium, Total	ND		mg/kg	0.200	0.013	1	03/23/18 18:00	03/26/18 10:07	1,6010C	JH
Cadmium, Total	ND		mg/kg	0.400	0.039	1	03/23/18 18:00	03/26/18 10:07	1,6010C	JH
Calcium, Total	ND		mg/kg	4.00	1.40	1	03/23/18 18:00	03/26/18 10:07	1,6010C	JH
Chromium, Total	0.048	J	mg/kg	0.400	0.038	1	03/23/18 18:00	03/26/18 10:07	1,6010C	JH
Cobalt, Total	ND		mg/kg	0.800	0.066	1	03/23/18 18:00	03/26/18 10:07	1,6010C	JH
Copper, Total	ND		mg/kg	0.400	0.103	1	03/23/18 18:00	03/26/18 10:07	1,6010C	JH
Iron, Total	ND		mg/kg	2.00	0.361	1	03/23/18 18:00	03/26/18 10:07	1,6010C	JH
Lead, Total	ND		mg/kg	2.00	0.107	1	03/23/18 18:00	03/26/18 10:07	1,6010C	JH
Magnesium, Total	ND		mg/kg	4.00	0.616	1	03/23/18 18:00	03/26/18 10:07	1,6010C	JH
Manganese, Total	ND		mg/kg	0.400	0.064	1	03/23/18 18:00	03/26/18 10:07	1,6010C	JH
Nickel, Total	ND		mg/kg	1.00	0.097	1	03/23/18 18:00	03/26/18 10:07	1,6010C	JH
Potassium, Total	ND		mg/kg	100	5.76	1	03/23/18 18:00	03/26/18 10:07	1,6010C	JH
Selenium, Total	ND		mg/kg	0.800	0.103	1	03/23/18 18:00	03/26/18 10:07	1,6010C	JH
Silver, Total	ND		mg/kg	0.400	0.113	1	03/23/18 18:00	03/26/18 10:07	1,6010C	JH
Sodium, Total	3.92	J	mg/kg	80.0	1.26	1	03/23/18 18:00	03/26/18 10:07	1,6010C	JH
Thallium, Total	ND		mg/kg	0.800	0.126	1	03/23/18 18:00	03/26/18 10:07	1,6010C	JH
Vanadium, Total	ND		mg/kg	0.400	0.081	1	03/23/18 18:00	03/26/18 10:07	1,6010C	JH
Zinc, Total	0.208	J	mg/kg	2.00	0.117	1	03/23/18 18:00	03/26/18 10:07	1,6010C	JH

Project Name: 1111 ELMWOOD
Project Number: B0369-018-004-002
Lab Number: L1809716
Report Date: 03/27/18

Method Blank Analysis
Batch Quality Control

Prep Information

Digestion Method: EPA 3050B

Lab Control Sample Analysis

Batch Quality Control

Project Name: 1111 ELMWOOD

Project Number: B0369-018-004-002

Lab Number: L1809716

Report Date: 03/27/18

Parameter	LCS %Recovery	Qual	LCSD %Recovery	Qual	%Recovery Limits	RPD	Qual	RPD Limits
Total Metals - Mansfield Lab Associated sample(s): 01-05 Batch: WG1099813-2 SRM Lot Number: D098-540								
Mercury, Total	102		-		50-149	-		

Lab Control Sample Analysis

Batch Quality Control

Project Name: 1111 ELMWOOD

Project Number: B0369-018-004-002

Lab Number: L1809716

Report Date: 03/27/18

Parameter	LCS %Recovery	LCSD %Recovery	%Recovery Limits	RPD	RPD Limits
Total Metals - Mansfield Lab Associated sample(s): 01-05 Batch: WG1100046-2 SRM Lot Number: D098-540					
Aluminum, Total	82	-	47-153	-	
Antimony, Total	140	-	6-194	-	
Arsenic, Total	105	-	83-117	-	
Barium, Total	101	-	82-118	-	
Beryllium, Total	102	-	83-117	-	
Cadmium, Total	98	-	82-117	-	
Calcium, Total	96	-	81-118	-	
Chromium, Total	104	-	83-119	-	
Cobalt, Total	101	-	84-116	-	
Copper, Total	103	-	84-116	-	
Iron, Total	113	-	60-140	-	
Lead, Total	100	-	82-117	-	
Magnesium, Total	92	-	76-124	-	
Manganese, Total	103	-	82-118	-	
Nickel, Total	100	-	82-117	-	
Potassium, Total	90	-	69-131	-	
Selenium, Total	104	-	78-121	-	
Silver, Total	104	-	80-120	-	
Sodium, Total	100	-	74-126	-	
Thallium, Total	98	-	80-119	-	
Vanadium, Total	101	-	79-121	-	

Lab Control Sample Analysis

Batch Quality Control

Project Name: 1111 ELMWOOD

Project Number: B0369-018-004-002

Lab Number: L1809716

Report Date: 03/27/18

Parameter	LCS %Recovery	LCSD %Recovery	%Recovery Limits	RPD	RPD Limits
Total Metals - Mansfield Lab Associated sample(s): 01-05 Batch: WG1100046-2 SRM Lot Number: D098-540					
Zinc, Total	102	-	81-119	-	

Matrix Spike Analysis
Batch Quality Control

Project Name: 1111 ELMWOOD
Project Number: B0369-018-004-002

Lab Number: L1809716
Report Date: 03/27/18

Parameter	Native Sample	MS Added	MS Found	MS %Recovery	Qual	MSD Found	MSD %Recovery	Qual	Recovery Limits	RPD	Qual	RPD Limits
Total Metals - Mansfield Lab Associated sample(s): 01-05 QC Batch ID: WG1099813-3 QC Sample: L1809846-01 Client ID: MS Sample												
Mercury, Total	4.4	0.15	4.6	**133**	Q	-	-		80-120	-		20

Matrix Spike Analysis
Batch Quality Control

Project Name: 1111 ELMWOOD
Project Number: B0369-018-004-002

Lab Number: L1809716
Report Date: 03/27/18

Parameter	Native Sample	MS Added	MS Found	MS %Recovery		MSD Found	MSD %Recovery	Recovery Limits	RPD	RPD Limits
Total Metals - Mansfield Lab Associated sample(s): 01-05 QC Batch ID: WG1100046-3 QC Sample: L1809827-01 Client ID: MS Sample										
Aluminum, Total	2820	170	5270	**1440**	Q	-	-	75-125	-	20
Antimony, Total	0.658J	42.4	30.3	**71**	Q	-	-	75-125	-	20
Arsenic, Total	0.774J	10.2	10.1	99		-	-	75-125	-	20
Barium, Total	15.3	170	183	99		-	-	75-125	-	20
Beryllium, Total	0.208J	4.24	4.19	99		-	-	75-125	-	20
Cadmium, Total	ND	4.33	3.49	81		-	-	75-125	-	20
Calcium, Total	260.	848	1160	106		-	-	75-125	-	20
Chromium, Total	9.00	17	29.0	118		-	-	75-125	-	20
Cobalt, Total	3.43	42.4	40.8	88		-	-	75-125	-	20
Copper, Total	8.42	21.2	31.3	108		-	-	75-125	-	20
Iron, Total	12400	84.8	15000	**3060**	Q	-	-	75-125	-	20
Lead, Total	2.84J	43.3	42.6	98		-	-	75-125	-	20
Magnesium, Total	851.	848	1990	**134**	Q	-	-	75-125	-	20
Manganese, Total	240.	42.4	349	**257**	Q	-	-	75-125	-	20
Nickel, Total	6.55	42.4	44.9	90		-	-	75-125	-	20
Potassium, Total	369.	848	1540	**138**	Q	-	-	75-125	-	20
Selenium, Total	ND	10.2	9.25	91		-	-	75-125	-	20
Silver, Total	ND	25.4	23.6	93		-	-	75-125	-	20
Sodium, Total	32.3J	848	862	102		-	-	75-125	-	20
Thallium, Total	ND	10.2	9.06	89		-	-	75-125	-	20
Vanadium, Total	14.8	42.4	56.9	99		-	-	75-125	-	20

Matrix Spike Analysis
Batch Quality Control

Project Name: 1111 ELMWOOD
Project Number: B0369-018-004-002

Lab Number: L1809716
Report Date: 03/27/18

Parameter	Native Sample	MS Added	MS Found	MS %Recovery	MSD Found	MSD %Recovery	Recovery Limits	RPD	RPD Limits
Total Metals - Mansfield Lab Associated sample(s): 01-05 QC Batch ID: WG1100046-3 QC Sample: L1809827-01 Client ID: MS Sample									
Zinc, Total	13.0	42.4	56.9	103	-	-	75-125	-	20

Lab Duplicate Analysis
Batch Quality Control

Project Name: 1111 ELMWOOD
Project Number: B0369-018-004-00

Lab Number: L1809716
Report Date: 03/27/18

Parameter	Native Sample	Duplicate Sample	Units	RPD	Qual	RPD Limits
Total Metals - Mansfield Lab Associated sample(s): 01-05 QC Batch ID: WG1099813-4 QC Sample: L1809846-01 Client ID: DUP Sample						
Mercury, Total	4.4	4.8	mg/kg	9		20

Lab Duplicate Analysis
Batch Quality Control

Project Name: 1111 ELMWOOD
Project Number: B0369-018-004-00

Lab Number: L1809716
Report Date: 03/27/18

Parameter	Native Sample	Duplicate Sample	Units	RPD		RPD Limits
Total Metals - Mansfield Lab Associated sample(s): 01-05 QC Batch ID: WG1100046-4 QC Sample: L1809827-01 Client ID: DUP Sample						
Aluminum, Total	2820	3260	mg/kg	14		20
Antimony, Total	0.658J	0.460J	mg/kg	NC		20
Arsenic, Total	0.774J	0.853	mg/kg	NC		20
Barium, Total	15.3	19.9	mg/kg	**26**	Q	20
Beryllium, Total	0.208J	0.226J	mg/kg	NC		20
Cadmium, Total	ND	ND	mg/kg	NC		20
Calcium, Total	260.	428	mg/kg	**49**	Q	20
Chromium, Total	9.00	10.8	mg/kg	18		20
Cobalt, Total	3.43	4.10	mg/kg	18		20
Copper, Total	8.42	9.10	mg/kg	8		20
Iron, Total	12400	13100	mg/kg	5		20
Lead, Total	2.84J	3.27J	mg/kg	NC		20
Magnesium, Total	851.	901	mg/kg	6		20
Manganese, Total	240.	254	mg/kg	6		20
Nickel, Total	6.55	8.27	mg/kg	**23**	Q	20
Potassium, Total	369.	417	mg/kg	12		20
Selenium, Total	ND	ND	mg/kg	NC		20
Silver, Total	ND	ND	mg/kg	NC		20
Sodium, Total	32.3J	50.4J	mg/kg	NC		20

Lab Duplicate Analysis
Batch Quality Control

Project Name: 1111 ELMWOOD
Project Number: B0369-018-004-00

Lab Number: L1809716
Report Date: 03/27/18

Parameter	Native Sample	Duplicate Sample	Units	RPD	RPD Limits
Total Metals - Mansfield Lab Associated sample(s): 01-05 QC Batch ID: WG1100046-4 QC Sample: L1809827-01 Client ID: DUP Sample					
Thallium, Total	ND	ND	mg/kg	NC	20
Vanadium, Total	14.8	16.5	mg/kg	11	20
Zinc, Total	13.0	13.9	mg/kg	7	20

INORGANICS
&
MISCELLANEOUS

Project Name: 1111 ELMWOOD
Project Number: B0369-018-004-002

Lab Number: L1809716
Report Date: 03/27/18

SAMPLE RESULTS

Lab ID: L1809716-01
Client ID: SW-7
Sample Location: BUFFALO, NY

Date Collected: 03/21/18 09:30
Date Received: 03/21/18
Field Prep: Not Specified

Sample Depth:
Matrix: Soil

Parameter	Result	Qualifier	Units	RL	MDL	Dilution Factor	Date Prepared	Date Analyzed	Analytical Method	Analyst
General Chemistry - Westborough Lab										
Solids, Total	87.4		%	0.100	NA	1	-	03/22/18 12:24	121,2540G	RI

Project Name: 1111 ELMWOOD
Project Number: B0369-018-004-002

Lab Number: L1809716
Report Date: 03/27/18

SAMPLE RESULTS

Lab ID: L1809716-02
Client ID: SW-8
Sample Location: BUFFALO, NY

Date Collected: 03/21/18 10:21
Date Received: 03/21/18
Field Prep: Not Specified

Sample Depth:
Matrix: Soil

Parameter	Result	Qualifier	Units	RL	MDL	Dilution Factor	Date Prepared	Date Analyzed	Analytical Method	Analyst
General Chemistry - Westborough Lab										
Solids, Total	83.9		%	0.100	NA	1	-	03/22/18 12:24	121,2540G	RI

Project Name: 1111 ELMWOOD
Project Number: B0369-018-004-002

Lab Number: L1809716
Report Date: 03/27/18

SAMPLE RESULTS

Lab ID: L1809716-03
Client ID: SW-9
Sample Location: BUFFALO, NY

Date Collected: 03/21/18 11:38
Date Received: 03/21/18
Field Prep: Not Specified

Sample Depth:
Matrix: Soil

Parameter	Result	Qualifier	Units	RL	MDL	Dilution Factor	Date Prepared	Date Analyzed	Analytical Method	Analyst
General Chemistry - Westborough Lab										
Solids, Total	88.5		%	0.100	NA	1	-	03/22/18 12:24	121,2540G	RI

Project Name: 1111 ELMWOOD
Project Number: B0369-018-004-002

Lab Number: L1809716
Report Date: 03/27/18

SAMPLE RESULTS

Lab ID: L1809716-04
Client ID: B-11
Sample Location: BUFFALO, NY

Date Collected: 03/21/18 09:10
Date Received: 03/21/18
Field Prep: Not Specified

Sample Depth:
Matrix: Soil

Parameter	Result	Qualifier	Units	RL	MDL	Dilution Factor	Date Prepared	Date Analyzed	Analytical Method	Analyst
General Chemistry - Westborough Lab										
Solids, Total	86.5		%	0.100	NA	1	-	03/22/18 12:24	121,2540G	RI

Project Name: 1111 ELMWOOD
Project Number: B0369-018-004-002

Lab Number: L1809716
Report Date: 03/27/18

SAMPLE RESULTS

Lab ID: L1809716-05
Client ID: B-12
Sample Location: BUFFALO, NY

Date Collected: 03/21/18 11:30
Date Received: 03/21/18
Field Prep: Not Specified

Sample Depth:
Matrix: Soil

Parameter	Result	Qualifier	Units	RL	MDL	Dilution Factor	Date Prepared	Date Analyzed	Analytical Method	Analyst
General Chemistry - Westborough Lab										
Solids, Total	85.6		%	0.100	NA	1	-	03/22/18 12:24	121,2540G	RI

Lab Duplicate Analysis
Batch Quality Control

Project Name: 1111 ELMWOOD
Project Number: B0369-018-004-00

Lab Number: L1809716
Report Date: 03/27/18

Parameter	Native Sample	Duplicate Sample	Units	RPD	Qual	RPD Limits
General Chemistry - Westborough Lab Associated sample(s): 01-05 QC Batch ID: WG1099583-1 QC Sample: L1809729-10 Client ID: DUP Sample						
Solids, Total	82.7	82.4	%	0		20

Project Name: 1111 ELMWOOD
Project Number: B0369-018-004-002

Lab Number: L1809716
Report Date: 03/27/18

Sample Receipt and Container Information

Were project specific reporting limits specified? YES

Cooler Information

Cooler	Custody Seal
A	Absent

Container Information

Container ID	Container Type	Cooler	Initial pH	Final pH	Temp deg C	Pres	Seal	Frozen Date/Time	Analysis(*)
L1809716-01A	Glass 120ml/4oz unpreserved	A	NA		4.2	Y	Absent		BE-TI(180),AS-TI(180),BA-TI(180),AG-TI(180),AL-TI(180),CR-TI(180),NI-TI(180),TL-TI(180),CU-TI(180),PB-TI(180),SB-TI(180),SE-TI(180),ZN-TI(180),CO-TI(180),V-TI(180),FE-TI(180),HG-T(28),MG-TI(180),MN-TI(180),CA-TI(180),CD-TI(180),K-TI(180),NA-TI(180)
L1809716-01B	Glass 120ml/4oz unpreserved	A	NA		4.2	Y	Absent		NYTCL-8270(14),TS(7)
L1809716-02A	Glass 120ml/4oz unpreserved	A	NA		4.2	Y	Absent		BE-TI(180),AS-TI(180),BA-TI(180),AG-TI(180),AL-TI(180),CR-TI(180),NI-TI(180),TL-TI(180),CU-TI(180),PB-TI(180),SB-TI(180),SE-TI(180),ZN-TI(180),CO-TI(180),V-TI(180),FE-TI(180),HG-T(28),MG-TI(180),MN-TI(180),CA-TI(180),CD-TI(180),K-TI(180),NA-TI(180)
L1809716-02B	Glass 120ml/4oz unpreserved	A	NA		4.2	Y	Absent		NYTCL-8270(14),TS(7)
L1809716-03A	Glass 120ml/4oz unpreserved	A	NA		4.2	Y	Absent		BE-TI(180),AS-TI(180),BA-TI(180),AG-TI(180),AL-TI(180),CR-TI(180),NI-TI(180),TL-TI(180),CU-TI(180),PB-TI(180),SB-TI(180),SE-TI(180),ZN-TI(180),CO-TI(180),V-TI(180),FE-TI(180),HG-T(28),MG-TI(180),MN-TI(180),CA-TI(180),CD-TI(180),K-TI(180),NA-TI(180)
L1809716-03B	Glass 120ml/4oz unpreserved	A	NA		4.2	Y	Absent		NYTCL-8270(14),TS(7)
L1809716-04A	Glass 120ml/4oz unpreserved	A	NA		4.2	Y	Absent		BE-TI(180),AS-TI(180),BA-TI(180),AG-TI(180),AL-TI(180),CR-TI(180),NI-TI(180),TL-TI(180),CU-TI(180),PB-TI(180),SB-TI(180),SE-TI(180),ZN-TI(180),CO-TI(180),V-TI(180),FE-TI(180),HG-T(28),MG-TI(180),MN-TI(180),CA-TI(180),CD-TI(180),K-TI(180),NA-TI(180)
L1809716-04B	Glass 120ml/4oz unpreserved	A	NA		4.2	Y	Absent		NYTCL-8270(14),TS(7)
L1809716-05A	Glass 120ml/4oz unpreserved	A	NA		4.2	Y	Absent		BE-TI(180),AS-TI(180),BA-TI(180),AG-TI(180),AL-TI(180),CR-TI(180),NI-TI(180),TL-TI(180),CU-TI(180),PB-TI(180),SB-TI(180),SE-TI(180),ZN-TI(180),CO-TI(180),V-TI(180),FE-TI(180),HG-T(28),MG-TI(180),MN-TI(180),CA-TI(180),CD-TI(180),K-TI(180),NA-TI(180)
L1809716-05B	Glass 120ml/4oz unpreserved	A	NA		4.2	Y	Absent		NYTCL-8270(14),TS(7)

*Values in parentheses indicate holding time in days

Project Name:	1111 ELMWOOD	**Lab Number:**	L1809716
Project Number:	B0369-018-004-002	**Report Date:**	03/27/18

GLOSSARY

Acronyms

EDL	- Estimated Detection Limit: This value represents the level to which target analyte concentrations are reported as estimated values, when those target analyte concentrations are quantified below the reporting limit (RL). The EDL includes any adjustments from dilutions, concentrations or moisture content, where applicable. The use of EDLs is specific to the analysis of PAHs using Solid-Phase Microextraction (SPME).
EPA	- Environmental Protection Agency.
LCS	- Laboratory Control Sample: A sample matrix, free from the analytes of interest, spiked with verified known amounts of analytes or a material containing known and verified amounts of analytes.
LCSD	- Laboratory Control Sample Duplicate: Refer to LCS.
LFB	- Laboratory Fortified Blank: A sample matrix, free from the analytes of interest, spiked with verified known amounts of analytes or a material containing known and verified amounts of analytes.
MDL	- Method Detection Limit: This value represents the level to which target analyte concentrations are reported as estimated values, when those target analyte concentrations are quantified below the reporting limit (RL). The MDL includes any adjustments from dilutions, concentrations or moisture content, where applicable.
MS	- Matrix Spike Sample: A sample prepared by adding a known mass of target analyte to a specified amount of matrix sample for which an independent estimate of target analyte concentration is available.
MSD	- Matrix Spike Sample Duplicate: Refer to MS.
NA	- Not Applicable.
NC	- Not Calculated: Term is utilized when one or more of the results utilized in the calculation are non-detect at the parameter's reporting unit.
NDPA/DPA	- N-Nitrosodiphenylamine/Diphenylamine.
NI	- Not Ignitable.
NP	- Non-Plastic: Term is utilized for the analysis of Atterberg Limits in soil.
RL	- Reporting Limit: The value at which an instrument can accurately measure an analyte at a specific concentration. The RL includes any adjustments from dilutions, concentrations or moisture content, where applicable.
RPD	- Relative Percent Difference: The results from matrix and/or matrix spike duplicates are primarily designed to assess the precision of analytical results in a given matrix and are expressed as relative percent difference (RPD). Values which are less than five times the reporting limit for any individual parameter are evaluated by utilizing the absolute difference between the values; although the RPD value will be provided in the report.
SRM	- Standard Reference Material: A reference sample of a known or certified value that is of the same or similar matrix as the associated field samples.
STLP	- Semi-dynamic Tank Leaching Procedure per EPA Method 1315.
TIC	- Tentatively Identified Compound: A compound that has been identified to be present and is not part of the target compound list (TCL) for the method and/or program. All TICs are qualitatively identified and reported as estimated concentrations.

Footnotes

1	- The reference for this analyte should be considered modified since this analyte is absent from the target analyte list of the original method.

Terms

Analytical Method: Both the document from which the method originates and the analytical reference method. (Example: EPA 8260B is shown as 1,8260B.) The codes for the reference method documents are provided in the References section of the Addendum.

Final pH: As it pertains to Sample Receipt & Container Information section of the report, Final pH reflects pH of container determined after adjustment at the laboratory, if applicable. If no adjustment required, value reflects Initial pH.

Frozen Date/Time: With respect to Volatile Organics in soil, Frozen Date/Time reflects the date/time at which associated Reagent Water-preserved vials were initially frozen. Note: If frozen date/time is beyond 48 hours from sample collection, value will be reflected in 'bold'.

Initial pH: As it pertains to Sample Receipt & Container Information section of the report, Initial pH reflects pH of container determined upon receipt, if applicable.

Total: With respect to Organic analyses, a 'Total' result is defined as the summation of results for individual isomers or Aroclors. If a 'Total' result is requested, the results of its individual components will also be reported. This is applicable to 'Total' results for methods 8260, 8081 and 8082.

Data Qualifiers

A	- Spectra identified as "Aldol Condensation Product".
B	- The analyte was detected above the reporting limit in the associated method blank. Flag only applies to associated field samples that have detectable concentrations of the analyte at less than ten times (10x) the concentration found in the blank. For MCP-related

Report Format: DU Report with 'J' Qualifiers

Project Name:	1111 ELMWOOD	**Lab Number:**	L1809716
Project Number:	B0369-018-004-002	**Report Date:**	03/27/18

Data Qualifiers

projects, flag only applies to associated field samples that have detectable concentrations of the analyte at less than ten times (10x) the concentration found in the blank. For DOD-related projects, flag only applies to associated field samples that have detectable concentrations of the analyte at less than ten times (10x) the concentration found in the blank AND the analyte was detected above one-half the reporting limit (or above the reporting limit for common lab contaminants) in the associated method blank. For NJ-Air-related projects, flag only applies to associated field samples that have detectable concentrations of the analyte above the reporting limit. For NJ-related projects (excluding Air), flag only applies to associated field samples that have detectable concentrations of the analyte, which was detected above the reporting limit in the associated method blank or above five times the reporting limit for common lab contaminants (Phthalates, Acetone, Methylene Chloride, 2-Butanone).

C - Co-elution: The target analyte co-elutes with a known lab standard (i.e. surrogate, internal standards, etc.) for co-extracted analyses.

D - Concentration of analyte was quantified from diluted analysis. Flag only applies to field samples that have detectable concentrations of the analyte.

E - Concentration of analyte exceeds the range of the calibration curve and/or linear range of the instrument.

G - The concentration may be biased high due to matrix interferences (i.e, co-elution) with non-target compound(s). The result should be considered estimated.

H - The analysis of pH was performed beyond the regulatory-required holding time of 15 minutes from the time of sample collection.

I - The lower value for the two columns has been reported due to obvious interference.

M - Reporting Limit (RL) exceeds the MCP CAM Reporting Limit for this analyte.

NJ - Presumptive evidence of compound. This represents an estimated concentration for Tentatively Identified Compounds (TICs), where the identification is based on a mass spectral library search.

P - The RPD between the results for the two columns exceeds the method-specified criteria.

Q - The quality control sample exceeds the associated acceptance criteria. For DOD-related projects, LCS and/or Continuing Calibration Standard exceedences are also qualified on all associated sample results. Note: This flag is not applicable for matrix spike recoveries when the sample concentration is greater than 4x the spike added or for batch duplicate RPD when the sample concentrations are less than 5x the RL. (Metals only.)

R - Analytical results are from sample re-analysis.

RE - Analytical results are from sample re-extraction.

S - Analytical results are from modified screening analysis.

J - Estimated value. The Target analyte concentration is below the quantitation limit (RL), but above the Method Detection Limit (MDL) or Estimated Detection Limit (EDL) for SPME-related analyses. This represents an estimated concentration for Tentatively Identified Compounds (TICs).

ND - Not detected at the method detection limit (MDL) for the sample, or estimated detection limit (EDL) for SPME-related analyses.

Report Format: DU Report with 'J' Qualifiers

Project Name:	1111 ELMWOOD	**Lab Number:**	L1809716
Project Number:	B0369-018-004-002	**Report Date:**	03/27/18

REFERENCES

1 Test Methods for Evaluating Solid Waste: Physical/Chemical Methods. EPA SW-846. Third Edition. Updates I - IV, 2007.

121 Standard Methods for the Examination of Water and Wastewater. APHA-AWWA-WEF. Standard Methods Online.

LIMITATION OF LIABILITIES

Alpha Analytical performs services with reasonable care and diligence normal to the analytical testing laboratory industry. In the event of an error, the sole and exclusive responsibility of Alpha Analytical shall be to re-perform the work at it's own expense. In no event shall Alpha Analytical be held liable for any incidental, consequential or special damages, including but not limited to, damages in any way connected with the use of, interpretation of, information or analysis provided by Alpha Analytical.

We strongly urge our clients to comply with EPA protocol regarding sample volume, preservation, cooling, containers, sampling procedures, holding time and splitting of samples in the field.

Certification Information

The following analytes are not included in our Primary NELAP Scope of Accreditation:

Westborough Facility
EPA 624: m/p-xylene, o-xylene
EPA 8260C: NPW: 1,2,4,5-Tetramethylbenzene; 4-Ethyltoluene, Azobenzene; SCM: Iodomethane (methyl iodide), Methyl methacrylate, 1,2,4,5-Tetramethylbenzene; 4-Ethyltoluene.
EPA 8270D: NPW: Dimethylnaphthalene,1,4-Diphenylhydrazine; SCM: Dimethylnaphthalene,1,4-Diphenylhydrazine.
EPA 300: DW: Bromide
EPA 6860: SCM: Perchlorate
EPA 9010: NPW and SCM: Amenable Cyanide Distillation
SM4500: NPW: Amenable Cyanide, Dissolved Oxygen; SCM: Total Phosphorus, TKN, NO2, NO3.

Mansfield Facility
SM 2540D: TSS
EPA 8082A: NPW: PCB: 1, 5, 31, 87,101, 110, 141, 151, 153, 180, 183, 187.
EPA TO-15: Halothane, 2,4,4-Trimethyl-2-pentene, 2,4,4-Trimethyl-1-pentene, Thiophene, 2-Methylthiophene, 3-Methylthiophene, 2-Ethylthiophene, 1,2,3-Trimethylbenzene, Indan, Indene, 1,2,4,5-Tetramethylbenzene, Benzothiophene, 1-Methylnaphthalene.
Biological Tissue Matrix: EPA 3050B

The following analytes are included in our Massachusetts DEP Scope of Accreditation

Westborough Facility:

Drinking Water
EPA 300.0: Chloride, Nitrate-N, Fluoride, Sulfate; **EPA 353.2**: Nitrate-N, Nitrite-N; **SM4500NO3-F**: Nitrate-N, Nitrite-N; **SM4500F-C, SM4500CN-CE, EPA 180.1, SM2130B, SM4500CI-D, SM2320B, SM2540C, SM4500H-B**
EPA 332: Perchlorate; **EPA 524.2:** THMs and VOCs; **EPA 504.1:** EDB, DBCP.
Microbiology: **SM9215B; SM9223-P/A, SM9223B-Colilert-QT,SM9222D**.

Non-Potable Water
SM4500H,B, EPA 120.1, SM2510B, SM2540C, SM2320B, SM4500CL-E, SM4500F-BC, SM4500NH3-BH: Ammonia-N and Kjeldahl-N, **EPA 350.1**: Ammonia-N, **LACHAT 10-107-06-1-B**: Ammonia-N, **EPA 351.1, SM4500NO3-F, EPA 353.2**: Nitrate-N**, EPA 351.1, SM4500P-E, SM4500P-B, E, SM4500SO4-E, SM5220D, EPA 410.4, SM5210B, SM5310C, SM4500CL-D, EPA 1664, EPA 420.1, SM4500-CN-CE, SM2540D.**
EPA 624: Volatile Halocarbons & Aromatics,
EPA 608: Chlordane, Toxaphene, Aldrin, alpha-BHC, beta-BHC, gamma-BHC, delta-BHC, Dieldrin, DDD, DDE, DDT, Endosulfan I, Endosulfan II, Endosulfan sulfate, Endrin, Endrin Aldehyde, Heptachlor, Heptachlor Epoxide, PCBs
EPA 625: SVOC (Acid/Base/Neutral Extractables), **EPA 600/4-81-045**: PCB-Oil.
Microbiology: **SM9223B-Colilert-QT; Enterolert-QT, SM9221E, SM9222D.**

Mansfield Facility:

Drinking Water
EPA 200.7: Al, Ba, Be, Cd, Cr, Cu, Mn, Ni, Na, Ag, Ca, Zn. **EPA 200.8:** Al, Sb, As, Ba, Be, Cd, Cr, Cu, Pb, Mn, Ni, Se, Ag, TL, Zn. **EPA 245.1** Hg.
EPA 522.

Non-Potable Water
EPA 200.7: Al, Sb, As, Be, Cd, Ca, Cr, Co, Cu, Fe, Pb, Mg, Mn, Mo, Ni, K, Se, Ag, Na, Sr, TL, Ti, V, Zn.
EPA 200.8: Al, Sb, As, Be, Cd, Cr, Cu, Pb, Mn, Ni, Se, Ag, TL, Zn.
EPA 245.1 Hg.
SM2340B

For a complete listing of analytes and methods, please contact your Alpha Project Manager.

ALPHA

NEW YORK CHAIN OF CUSTODY

Westborough, MA 01581
8 Walkup Dr.
TEL: 508-898-9220
FAX: 508-898-9193

Mansfield, MA 02048
320 Forbes Blvd
TEL: 508-822-9300
FAX: 508-822-3288

Service Centers
Mahwah, NJ 07430: 35 Whitney Rd, Suite 5
Albany, NY 12205: 14 Walker Way
Tonawanda, NY 14150: 275 Cooper Ave, Suite 105

Page 1 of 1

Date Rec'd in Lab: 3/22/18

ALPHA Job #: L1809716

Client Information

Client: Benchmark Eng
Address: 2558 Hamburg Turnpike
Lackawanna NY 14218 Suite 300
Phone: (716) 818-8358
Fax: (716) 856-0583
Email: TBerwanda@twakylla.com

Project Information

Project Name: 1111 Elmwood
Project Location: Buffalo NY
Project # B0369-018-004-002
(Use Project name as Project #) ☒
Project Manager: Chris Boron
ALPHAQuote #:

Turn-Around Time

Standard ☒ Due Date:
Rush (only if pre approved) ☐ # of Days:

Deliverables

☐ ASP-A ☐ ASP-B
☐ EQuIS (1 File) ☐ EQuIS (4 File)
☐ Other

Regulatory Requirement

☐ NY TOGS ☐ NY Part 375
☐ AWQ Standards ☐ NY CP-51
☐ NY Restricted Use ☐ Other
☐ NY Unrestricted Use
☐ NYC Sewer Discharge

Billing Information

☐ Same as Client Info
PO #

Disposal Site Information

Please identify below location of applicable disposal facilities.

Disposal Facility:
☐ NJ ☐ NY
☐ Other:

These samples have been previously analyzed by Alpha ☐

Other project specific requirements/comments:

Cat B.

Please specify Metals or TAL.

ANALYSIS

Sample Filtration
☐ Done
☐ Lab to do
Preservation
☐ Lab to do
(Please Specify below)

ALPHA Lab ID (Lab Use Only)	Sample ID	Collection Date	Collection Time	Sample Matrix	Sampler's Initials	TAL METALS	TCL SVOC							Sample Specific Comments	Total Bottles
09716 – 01	SW-7	3/21/18	930	soil	TAB	X	X								2
02	SW-8	↓	1021	↓	↓	X	X								2
03	SW-9	↓	1138	↓	↓	X	X								2
04	B-11	↓	910	↓	↓	X	X								2
05	B-12	↓	1130	↓	↓	X	X								2

Preservative Code:
A = None
B = HCl
C = HNO_3
D = H_2SO_4
E = NaOH
F = MeOH
G = $NaHSO_4$
H = $Na_2S_2O_3$
K/E = Zn Ac/NaOH
O = Other

Container Code
P = Plastic
A = Amber Glass
V = Vial
G = Glass
B = Bacteria Cup
C = Cube
O = Other
E = Encore
D = BOD Bottle

Westboro: Certification No: MA935
Mansfield: Certification No: MA015

	TAL METALS	TCL SVOC
Container Type	A	A
Preservative	A	A

Relinquished By:	Date/Time	Received By:	Date/Time
[signature]	3/21/18 16:05	Audrey Liley AAL	3/21/18 16:05
Audrey Liley AAL	3/21/18 16:05	[signature]	3/22/18 0730

Please print clearly, legibly and completely. Samples can not be logged in and turnaround time clock will not start until any ambiguities are resolved. BY EXECUTING THIS COC, THE CLIENT HAS READ AND AGREES TO BE BOUND BY ALPHA'S TERMS & CONDITIONS. (See reverse side.)

Form No: 01-25 HC (rev. 30-Sept-2013)

ANALYTICAL REPORT

Lab Number:	L1809842
Client:	Benchmark & Turnkey Companies 2558 Hamburg Turnpike Suite 300 Buffalo, NY 14218
ATTN:	Chris Boron
Phone:	(716) 856-0599
Project Name:	1111 ELMWOOD AVE.
Project Number:	B0369-018-001-004-00
Report Date:	04/04/18

The original project report/data package is held by Alpha Analytical. This report/data package is paginated and should be reproduced only in its entirety. Alpha Analytical holds no responsibility for results and/or data that are not consistent with the original.

Certifications & Approvals: MA (M-MA086), NH NELAP (2064), NJ NELAP (MA935), CT (PH-0574), IL (200077), ME (MA00086), MD (348), NY (11148), NC (25700/666), PA (68-03671), RI (LAO00065), TX (T104704476), VT (VT-0935), VA (460195), USDA (Permit #P330-14-00197).

Eight Walkup Drive, Westborough, MA 01581-1019
508-898-9220 (Fax) 508-898-9193 800-624-9220 - www.alphalab.com

Project Name: 1111 ELMWOOD AVE.
Project Number: B0369-018-001-004-00

Lab Number: L1809842
Report Date: 04/04/18

Alpha Sample ID	Client ID	Matrix	Sample Location	Collection Date/Time	Receive Date
L1809842-01	RI-MW-1	WATER	BUFFALO, NY	03/22/18 09:30	03/22/18
L1809842-02	RI-MW-2	WATER	BUFFALO, NY	03/22/18 09:02	03/22/18
L1809842-03	RI-MW-3	WATER	BUFFALO, NY	03/22/18 10:05	03/22/18
L1809842-04	FIELD BLANK	WATER	BUFFALO, NY	03/22/18 10:30	03/22/18

Project Name: 1111 ELMWOOD AVE. **Lab Number:** L1809842
Project Number: B0369-018-001-004-00 **Report Date:** 04/04/18

Case Narrative

The samples were received in accordance with the Chain of Custody and no significant deviations were encountered during the preparation or analysis unless otherwise noted. Sample Receipt, Container Information, and the Chain of Custody are located at the back of the report.

Results contained within this report relate only to the samples submitted under this Alpha Lab Number and meet NELAP requirements for all NELAP accredited parameters unless otherwise noted in the following narrative. The data presented in this report is organized by parameter (i.e. VOC, SVOC, etc.). Sample specific Quality Control data (i.e. Surrogate Spike Recovery) is reported at the end of the target analyte list for each individual sample, followed by the Laboratory Batch Quality Control at the end of each parameter. Tentatively Identified Compounds (TICs), if requested, are reported for compounds identified to be present and are not part of the method/program Target Compound List, even if only a subset of the TCL are being reported. If a sample was re-analyzed or re-extracted due to a required quality control corrective action and if both sets of data are reported, the Laboratory ID of the re-analysis or re-extraction is designated with an "R" or "RE", respectively. When multiple Batch Quality Control elements are reported (e.g. more than one LCS), the associated samples for each element are noted in the grey shaded header line of each data table. Any Laboratory Batch, Sample Specific % recovery or RPD value that is outside the listed Acceptance Criteria is bolded in the report. All specific QC information is also incorporated in the Data Usability format of our Data Merger tool where it can be reviewed along with any associated usability implications. Soil/sediments, solids and tissues are reported on a dry weight basis unless otherwise noted. Definitions of all data qualifiers and acronyms used in this report are provided in the Glossary located at the back of the report.

In reference to questions H (CAM) or 4 (RCP) when "NO" is checked, the performance criteria for CAM and RCP methods allow for some quality control failures to occur and still be within method compliance. In these instances the specific failure is not narrated but noted in the associated QC table. The information is also incorporated in the Data Usability format of our Data Merger tool where it can be reviewed along with any associated usability implications.

Please see the associated ADEx data file for a comparison of laboratory reporting limits that were achieved with the regulatory Numerical Standards requested on the Chain of Custody.

HOLD POLICY
For samples submitted on hold, Alpha's policy is to hold samples (with the exception of Air canisters) free of charge for 21 calendar days from the date the project is completed. After 21 calendar days, we will dispose of all samples submitted including those put on hold unless you have contacted your Client Service Representative and made arrangements for Alpha to continue to hold the samples. Air canisters will be disposed after 3 business days from the date the project is completed.

Please contact Client Services at 800-624-9220 with any questions.

Project Name:	1111 ELMWOOD AVE.	**Lab Number:**	L1809842
Project Number:	B0369-018-001-004-00	**Report Date:**	04/04/18

Case Narrative (continued)

Perfluorinated Alkyl Acids by Isotope Dilution

L1809842-01: The Extracted Internal Standard recoveries were outside the acceptance criteria for perfluoro[13c8]octanesulfonamide (m8fosa) (29%) and perfluoro[1,2-13c2]tetradecanoic acid (m2pfteda) (49%).

L1809842-02: The Extracted Internal Standard recoveries were outside the acceptance criteria for perfluoro[13c8]octanesulfonamide (m8fosa) (6%) and perfluoro[1,2-13c2]tetradecanoic acid (m2pfteda) (46%).

L1809842-03: The Extracted Internal Standard recoveries were outside the acceptance criteria for perfluoro[13c8]octanesulfonamide (m8fosa) (11%) and n-deuterioethylperfluoro-1-octanesulfonamidoacetic acid (d5-netfosaa) (49%).

L1809842-04: The Extracted Internal Standard recovery was outside the acceptance criteria for perfluoro[13c8]octanesulfonamide (m8fosa) (13%).

WG1102104-1: The Extracted Internal Standard recovery was outside the acceptance criteria for perfluoro[13c8]octanesulfonamide (m8fosa) (25%).

WG1102104-2: The Extracted Internal Standard recoveries were outside the acceptance criteria for 1h,1h,2h,2h-perfluoro[1,2-13c2]decanesulfonic acid (m2-8:2fts) (39%), n-deuteriomethylperfluoro-1-octanesulfonamidoacetic acid (d3-nmefosaa) (48%), perfluoro[13c8]octanesulfonamide (m8fosa) (41%) and n-deuterioethylperfluoro-1-octanesulfonamidoacetic acid (d5-netfosaa) (49%).

WG1102104-3: The Extracted Internal Standard recovery was outside the acceptance criteria for perfluoro[13c8]octanesulfonamide (m8fosa) (22%).

The WG1102104-2/-3 LCS/LCSD RPD, associated with L1809842-01 through -04, is above the acceptance criteria for n-methyl perfluorooctanesulfonamidoacetic acid (nmefosaa) (45%).

WG1102104-4: The Extracted Internal Standard recoveries were outside the acceptance criteria for perfluoro[13c8]octanesulfonamide (m8fosa) (18%) and 1h,1h,2h,2h-perfluoro[1,2-13c2]hexanesulfonic acid (m2-4:2fts) (259%).

WG1102104-5: The Extracted Internal Standard recoveries were outside the acceptance criteria for perfluoro[13c8]octanesulfonamide (m8fosa) (37%) and perfluoro[1,2-13c2]tetradecanoic acid (m2pfteda) (47%).

I, the undersigned, attest under the pains and penalties of perjury that, to the best of my knowledge and belief and based upon my personal inquiry of those responsible for providing the information contained in this analytical report, such information is accurate and complete. This certificate of analysis is not complete unless this page accompanies any and all pages of this report.

Authorized Signature: Susan O' Neil

Title: Technical Director/Representative Date: 04/04/18

ORGANICS

SEMIVOLATILES

Project Name: 1111 ELMWOOD AVE.
Project Number: B0369-018-001-004-00
Lab Number: L1809842
Report Date: 04/04/18

SAMPLE RESULTS

Lab ID: L1809842-01
Client ID: RI-MW-1
Sample Location: BUFFALO, NY

Date Collected: 03/22/18 09:30
Date Received: 03/22/18
Field Prep: Not Specified

Sample Depth:
Matrix: Water
Analytical Method: 1,8270D-SIM
Analytical Date: 03/29/18 11:27
Analyst: TJ

Extraction Method: EPA 3510C
Extraction Date: 03/28/18 11:30

Parameter	Result	Qualifier	Units	RL	MDL	Dilution Factor
1,4 Dioxane by 8270D-SIM - Mansfield Lab						
1,4-Dioxane	ND		ng/l	156	--	1

Surrogate	% Recovery	Qualifier	Acceptance Criteria
1,4-Dioxane-d8	29		15-110

Project Name: 1111 ELMWOOD AVE.
Project Number: B0369-018-001-004-00
Lab Number: L1809842
Report Date: 04/04/18

SAMPLE RESULTS

Lab ID: L1809842-01
Client ID: RI-MW-1
Sample Location: BUFFALO, NY

Date Collected: 03/22/18 09:30
Date Received: 03/22/18
Field Prep: Not Specified

Sample Depth:
Matrix: Water
Analytical Method: 122,537(M)
Analytical Date: 04/03/18 00:23
Analyst: AJ

Extraction Method: EPA 537
Extraction Date: 03/30/18 15:13

Parameter	Result	Qualifier	Units	RL	MDL	Dilution Factor
Perfluorinated Alkyl Acids by Isotope Dilution - Mansfield Lab						
Perfluorobutanoic Acid (PFBA)	10.7		ng/l	1.78	--	1
Perfluoropentanoic Acid (PFPeA)	3.53		ng/l	1.78	--	1
Perfluorobutanesulfonic Acid (PFBS)	4.66		ng/l	1.78	--	1
Perfluorohexanoic Acid (PFHxA)	3.40		ng/l	1.78	--	1
Perfluoroheptanoic Acid (PFHpA)	ND		ng/l	1.78	--	1
Perfluorohexanesulfonic Acid (PFHxS)	2.47		ng/l	1.78	--	1
Perfluorooctanoic Acid (PFOA)	5.91		ng/l	1.78	--	1
1H,1H,2H,2H-Perfluorooctanesulfonic Acid (6:2FTS)	ND		ng/l	1.78	--	1
Perfluoroheptanesulfonic Acid (PFHpS)	ND		ng/l	1.78	--	1
Perfluorononanoic Acid (PFNA)	ND		ng/l	1.78	--	1
Perfluorooctanesulfonic Acid (PFOS)	2.40		ng/l	1.78	--	1
Perfluorodecanoic Acid (PFDA)	ND		ng/l	1.78	--	1
1H,1H,2H,2H-Perfluorodecanesulfonic Acid (8:2FTS)	ND		ng/l	1.78	--	1
N-Methyl Perfluorooctanesulfonamidoacetic Acid (NMeFOSAA)	ND		ng/l	1.78	--	1
Perfluoroundecanoic Acid (PFUnA)	ND		ng/l	1.78	--	1
Perfluorodecanesulfonic Acid (PFDS)	ND		ng/l	1.78	--	1
Perfluorooctanesulfonamide (FOSA)	ND		ng/l	1.78	--	1
N-Ethyl Perfluorooctanesulfonamidoacetic Acid (NEtFOSAA)	ND		ng/l	1.78	--	1
Perfluorododecanoic Acid (PFDoA)	ND		ng/l	1.78	--	1
Perfluorotridecanoic Acid (PFTrDA)	ND		ng/l	1.78	--	1
Perfluorotetradecanoic Acid (PFTA)	ND		ng/l	1.78	--	1

Project Name: 1111 ELMWOOD AVE. **Lab Number:** L1809842

Project Number: B0369-018-001-004-00 **Report Date:** 04/04/18

SAMPLE RESULTS

Lab ID: L1809842-01 Date Collected: 03/22/18 09:30

Client ID: RI-MW-1 Date Received: 03/22/18

Sample Location: BUFFALO, NY Field Prep: Not Specified

Sample Depth:

Parameter	Result	Qualifier	Units	RL	MDL	Dilution Factor
Perfluorinated Alkyl Acids by Isotope Dilution - Mansfield Lab						

Surrogate	% Recovery	Qualifier	Acceptance Criteria
Perfluoro[13C4]Butanoic Acid (MPFBA)	77		50-150
Perfluoro[13C5]Pentanoic Acid (M5PFPEA)	82		50-150
Perfluoro[2,3,4-13C3]Butanesulfonic Acid (M3PFBS)	115		50-150
Perfluoro[1,2,3,4,6-13C5]Hexanoic Acid (M5PFHxA)	88		50-150
Perfluoro[1,2,3,4-13C4]Heptanoic Acid (M4PFHpA)	80		50-150
Perfluoro[1,2,3-13C3]Hexanesulfonic Acid (M3PFHxS)	102		50-150
Perfluoro[13C8]Octanoic Acid (M8PFOA)	78		50-150
1H,1H,2H,2H-Perfluoro[1,2-13C2]Octanesulfonic Acid (M2-6:2FTS)	150		50-150
Perfluoro[13C9]Nonanoic Acid (M9PFNA)	67		50-150
Perfluoro[13C8]Octanesulfonic Acid (M8PFOS)	84		50-150
Perfluoro[1,2,3,4,5,6-13C6]Decanoic Acid (M6PFDA)	75		50-150
1H,1H,2H,2H-Perfluoro[1,2-13C2]Decanesulfonic Acid (M2-8:2FTS)	82		50-150
N-Deuteriomethylperfluoro-1-octanesulfonamidoacetic Acid (d3-NMeFOSAA)	69		50-150
Perfluoro[1,2,3,4,5,6,7-13C7]Undecanoic Acid (M7-PFUDA)	70		50-150
Perfluoro[13C8]Octanesulfonamide (M8FOSA)	**29**	Q	50-150
N-Deuterioethylperfluoro-1-octanesulfonamidoacetic Acid (d5-NEtFOSAA)	60		50-150
Perfluoro[1,2-13C2]Dodecanoic Acid (MPFDOA)	61		50-150
Perfluoro[1,2-13C2]Tetradecanoic Acid (M2PFTEDA)	**49**	Q	50-150

Project Name: 1111 ELMWOOD AVE.
Lab Number: L1809842
Project Number: B0369-018-001-004-00
Report Date: 04/04/18

SAMPLE RESULTS

Lab ID: L1809842-02
Client ID: RI-MW-2
Sample Location: BUFFALO, NY

Date Collected: 03/22/18 09:02
Date Received: 03/22/18
Field Prep: Not Specified

Sample Depth:
Matrix: Water
Analytical Method: 1,8270D-SIM
Analytical Date: 03/29/18 12:04
Analyst: TJ

Extraction Method: EPA 3510C
Extraction Date: 03/28/18 11:30

Parameter	Result	Qualifier	Units	RL	MDL	Dilution Factor
1,4 Dioxane by 8270D-SIM - Mansfield Lab						
1,4-Dioxane	ND		ng/l	150	--	1

Surrogate	% Recovery	Qualifier	Acceptance Criteria
1,4-Dioxane-d8	26		15-110

Project Name: 1111 ELMWOOD AVE.
Project Number: B0369-018-001-004-00
Lab Number: L1809842
Report Date: 04/04/18

SAMPLE RESULTS

Lab ID: L1809842-02
Client ID: RI-MW-2
Sample Location: BUFFALO, NY

Date Collected: 03/22/18 09:02
Date Received: 03/22/18
Field Prep: Not Specified

Sample Depth:
Matrix: Water
Analytical Method: 122,537(M)
Analytical Date: 04/03/18 00:56
Analyst: AJ

Extraction Method: EPA 537
Extraction Date: 03/30/18 15:13

Parameter	Result	Qualifier	Units	RL	MDL	Dilution Factor
Perfluorinated Alkyl Acids by Isotope Dilution - Mansfield Lab						
Perfluorobutanoic Acid (PFBA)	4.01		ng/l	1.85	--	1
Perfluoropentanoic Acid (PFPeA)	ND		ng/l	1.85	--	1
Perfluorobutanesulfonic Acid (PFBS)	67.0		ng/l	1.85	--	1
Perfluorohexanoic Acid (PFHxA)	ND		ng/l	1.85	--	1
Perfluoroheptanoic Acid (PFHpA)	ND		ng/l	1.85	--	1
Perfluorohexanesulfonic Acid (PFHxS)	3.80		ng/l	1.85	--	1
Perfluorooctanoic Acid (PFOA)	2.37		ng/l	1.85	--	1
1H,1H,2H,2H-Perfluorooctanesulfonic Acid (6:2FTS)	ND		ng/l	1.85	--	1
Perfluoroheptanesulfonic Acid (PFHpS)	ND		ng/l	1.85	--	1
Perfluorononanoic Acid (PFNA)	ND		ng/l	1.85	--	1
Perfluorooctanesulfonic Acid (PFOS)	ND		ng/l	1.85	--	1
Perfluorodecanoic Acid (PFDA)	ND		ng/l	1.85	--	1
1H,1H,2H,2H-Perfluorodecanesulfonic Acid (8:2FTS)	ND		ng/l	1.85	--	1
N-Methyl Perfluorooctanesulfonamidoacetic Acid (NMeFOSAA)	ND		ng/l	1.85	--	1
Perfluoroundecanoic Acid (PFUnA)	ND		ng/l	1.85	--	1
Perfluorodecanesulfonic Acid (PFDS)	ND		ng/l	1.85	--	1
Perfluorooctanesulfonamide (FOSA)	ND		ng/l	1.85	--	1
N-Ethyl Perfluorooctanesulfonamidoacetic Acid (NEtFOSAA)	ND		ng/l	1.85	--	1
Perfluorododecanoic Acid (PFDoA)	ND		ng/l	1.85	--	1
Perfluorotridecanoic Acid (PFTrDA)	ND		ng/l	1.85	--	1
Perfluorotetradecanoic Acid (PFTA)	ND		ng/l	1.85	--	1

Project Name: 1111 ELMWOOD AVE. **Lab Number:** L1809842

Project Number: B0369-018-001-004-00 **Report Date:** 04/04/18

SAMPLE RESULTS

Lab ID: L1809842-02 Date Collected: 03/22/18 09:02

Client ID: RI-MW-2 Date Received: 03/22/18

Sample Location: BUFFALO, NY Field Prep: Not Specified

Sample Depth:

Parameter	Result	Qualifier	Units	RL	MDL	Dilution Factor

Perfluorinated Alkyl Acids by Isotope Dilution - Mansfield Lab

Surrogate	% Recovery	Qualifier	Acceptance Criteria
Perfluoro[13C4]Butanoic Acid (MPFBA)	80		50-150
Perfluoro[13C5]Pentanoic Acid (M5PFPEA)	79		50-150
Perfluoro[2,3,4-13C3]Butanesulfonic Acid (M3PFBS)	103		50-150
Perfluoro[1,2,3,4,6-13C5]Hexanoic Acid (M5PFHxA)	85		50-150
Perfluoro[1,2,3,4-13C4]Heptanoic Acid (M4PFHpA)	76		50-150
Perfluoro[1,2,3-13C3]Hexanesulfonic Acid (M3PFHxS)	93		50-150
Perfluoro[13C8]Octanoic Acid (M8PFOA)	74		50-150
1H,1H,2H,2H-Perfluoro[1,2-13C2]Octanesulfonic Acid (M2-6:2FTS)	107		50-150
Perfluoro[13C9]Nonanoic Acid (M9PFNA)	64		50-150
Perfluoro[13C8]Octanesulfonic Acid (M8PFOS)	72		50-150
Perfluoro[1,2,3,4,5,6-13C6]Decanoic Acid (M6PFDA)	80		50-150
1H,1H,2H,2H-Perfluoro[1,2-13C2]Decanesulfonic Acid (M2-8:2FTS)	70		50-150
N-Deuteriomethylperfluoro-1-octanesulfonamidoacetic Acid (d3-NMeFOSAA)	53		50-150
Perfluoro[1,2,3,4,5,6,7-13C7]Undecanoic Acid (M7-PFUDA)	66		50-150
Perfluoro[13C8]Octanesulfonamide (M8FOSA)	**6**	Q	50-150
N-Deuterioethylperfluoro-1-octanesulfonamidoacetic Acid (d5-NEtFOSAA)	57		50-150
Perfluoro[1,2-13C2]Dodecanoic Acid (MPFDOA)	56		50-150
Perfluoro[1,2-13C2]Tetradecanoic Acid (M2PFTEDA)	**46**	Q	50-150

Project Name: 1111 ELMWOOD AVE.
Lab Number: L1809842
Project Number: B0369-018-001-004-00
Report Date: 04/04/18

SAMPLE RESULTS

Lab ID: L1809842-03
Client ID: RI-MW-3
Sample Location: BUFFALO, NY

Date Collected: 03/22/18 10:05
Date Received: 03/22/18
Field Prep: Not Specified

Sample Depth:
Matrix: Water
Analytical Method: 1,8270D-SIM
Analytical Date: 03/29/18 12:32
Analyst: TJ

Extraction Method: EPA 3510C
Extraction Date: 03/28/18 11:30

Parameter	Result	Qualifier	Units	RL	MDL	Dilution Factor
1,4 Dioxane by 8270D-SIM - Mansfield Lab						
1,4-Dioxane	ND		ng/l	152	--	1

Surrogate	% Recovery	Qualifier	Acceptance Criteria
1,4-Dioxane-d8	27		15-110

Project Name: 1111 ELMWOOD AVE.
Project Number: B0369-018-001-004-00
Lab Number: L1809842
Report Date: 04/04/18

SAMPLE RESULTS

Lab ID: L1809842-03
Client ID: RI-MW-3
Sample Location: BUFFALO, NY

Date Collected: 03/22/18 10:05
Date Received: 03/22/18
Field Prep: Not Specified

Sample Depth:
Matrix: Water
Analytical Method: 122,537(M)
Analytical Date: 04/03/18 01:30
Analyst: AJ

Extraction Method: EPA 537
Extraction Date: 03/30/18 15:13

Parameter	Result	Qualifier	Units	RL	MDL	Dilution Factor
Perfluorinated Alkyl Acids by Isotope Dilution - Mansfield Lab						
Perfluorobutanoic Acid (PFBA)	ND		ng/l	1.78	--	1
Perfluoropentanoic Acid (PFPeA)	ND		ng/l	1.78	--	1
Perfluorobutanesulfonic Acid (PFBS)	30.9		ng/l	1.78	--	1
Perfluorohexanoic Acid (PFHxA)	ND		ng/l	1.78	--	1
Perfluoroheptanoic Acid (PFHpA)	ND		ng/l	1.78	--	1
Perfluorohexanesulfonic Acid (PFHxS)	ND		ng/l	1.78	--	1
Perfluorooctanoic Acid (PFOA)	ND		ng/l	1.78	--	1
1H,1H,2H,2H-Perfluorooctanesulfonic Acid (6:2FTS)	ND		ng/l	1.78	--	1
Perfluoroheptanesulfonic Acid (PFHpS)	ND		ng/l	1.78	--	1
Perfluorononanoic Acid (PFNA)	ND		ng/l	1.78	--	1
Perfluorooctanesulfonic Acid (PFOS)	ND		ng/l	1.78	--	1
Perfluorodecanoic Acid (PFDA)	ND		ng/l	1.78	--	1
1H,1H,2H,2H-Perfluorodecanesulfonic Acid (8:2FTS)	ND		ng/l	1.78	--	1
N-Methyl Perfluorooctanesulfonamidoacetic Acid (NMeFOSAA)	ND		ng/l	1.78	--	1
Perfluoroundecanoic Acid (PFUnA)	ND		ng/l	1.78	--	1
Perfluorodecanesulfonic Acid (PFDS)	ND		ng/l	1.78	--	1
Perfluorooctanesulfonamide (FOSA)	ND		ng/l	1.78	--	1
N-Ethyl Perfluorooctanesulfonamidoacetic Acid (NEtFOSAA)	ND		ng/l	1.78	--	1
Perfluorododecanoic Acid (PFDoA)	ND		ng/l	1.78	--	1
Perfluorotridecanoic Acid (PFTrDA)	ND		ng/l	1.78	--	1
Perfluorotetradecanoic Acid (PFTA)	ND		ng/l	1.78	--	1

Project Name: 1111 ELMWOOD AVE. **Lab Number:** L1809842

Project Number: B0369-018-001-004-00 **Report Date:** 04/04/18

SAMPLE RESULTS

Lab ID: L1809842-03 Date Collected: 03/22/18 10:05

Client ID: RI-MW-3 Date Received: 03/22/18

Sample Location: BUFFALO, NY Field Prep: Not Specified

Sample Depth:

Parameter	Result	Qualifier	Units	RL	MDL	Dilution Factor

Perfluorinated Alkyl Acids by Isotope Dilution - Mansfield Lab

Surrogate	% Recovery	Qualifier	Acceptance Criteria
Perfluoro[13C4]Butanoic Acid (MPFBA)	72		50-150
Perfluoro[13C5]Pentanoic Acid (M5PFPEA)	80		50-150
Perfluoro[2,3,4-13C3]Butanesulfonic Acid (M3PFBS)	99		50-150
Perfluoro[1,2,3,4,6-13C5]Hexanoic Acid (M5PFHxA)	87		50-150
Perfluoro[1,2,3,4-13C4]Heptanoic Acid (M4PFHpA)	81		50-150
Perfluoro[1,2,3-13C3]Hexanesulfonic Acid (M3PFHxS)	88		50-150
Perfluoro[13C8]Octanoic Acid (M8PFOA)	77		50-150
1H,1H,2H,2H-Perfluoro[1,2-13C2]Octanesulfonic Acid (M2-6:2FTS)	99		50-150
Perfluoro[13C9]Nonanoic Acid (M9PFNA)	67		50-150
Perfluoro[13C8]Octanesulfonic Acid (M8PFOS)	84		50-150
Perfluoro[1,2,3,4,5,6-13C6]Decanoic Acid (M6PFDA)	75		50-150
1H,1H,2H,2H-Perfluoro[1,2-13C2]Decanesulfonic Acid (M2-8:2FTS)	58		50-150
N-Deuteriomethylperfluoro-1-octanesulfonamidoacetic Acid (d3-NMeFOSAA)	53		50-150
Perfluoro[1,2,3,4,5,6,7-13C7]Undecanoic Acid (M7-PFUDA)	65		50-150
Perfluoro[13C8]Octanesulfonamide (M8FOSA)	**11**	Q	50-150
N-Deuterioethylperfluoro-1-octanesulfonamidoacetic Acid (d5-NEtFOSAA)	**49**	Q	50-150
Perfluoro[1,2-13C2]Dodecanoic Acid (MPFDOA)	60		50-150
Perfluoro[1,2-13C2]Tetradecanoic Acid (M2PFTEDA)	51		50-150

Project Name: 1111 ELMWOOD AVE.
Project Number: B0369-018-001-004-00
Lab Number: L1809842
Report Date: 04/04/18

SAMPLE RESULTS

Lab ID: L1809842-04
Client ID: FIELD BLANK
Sample Location: BUFFALO, NY

Date Collected: 03/22/18 10:30
Date Received: 03/22/18
Field Prep: Not Specified

Sample Depth:
Matrix: Water
Analytical Method: 122,537(M)
Analytical Date: 04/03/18 00:07
Analyst: AJ

Extraction Method: EPA 537
Extraction Date: 03/30/18 15:13

Parameter	Result	Qualifier	Units	RL	MDL	Dilution Factor
Perfluorinated Alkyl Acids by Isotope Dilution - Mansfield Lab						
Perfluorobutanoic Acid (PFBA)	ND		ng/l	1.72	--	1
Perfluoropentanoic Acid (PFPeA)	ND		ng/l	1.72	--	1
Perfluorobutanesulfonic Acid (PFBS)	ND		ng/l	1.72	--	1
Perfluorohexanoic Acid (PFHxA)	ND		ng/l	1.72	--	1
Perfluoroheptanoic Acid (PFHpA)	ND		ng/l	1.72	--	1
Perfluorohexanesulfonic Acid (PFHxS)	ND		ng/l	1.72	--	1
Perfluorooctanoic Acid (PFOA)	ND		ng/l	1.72	--	1
1H,1H,2H,2H-Perfluorooctanesulfonic Acid (6:2FTS)	ND		ng/l	1.72	--	1
Perfluoroheptanesulfonic Acid (PFHpS)	ND		ng/l	1.72	--	1
Perfluorononanoic Acid (PFNA)	ND		ng/l	1.72	--	1
Perfluorooctanesulfonic Acid (PFOS)	ND		ng/l	1.72	--	1
Perfluorodecanoic Acid (PFDA)	ND		ng/l	1.72	--	1
1H,1H,2H,2H-Perfluorodecanesulfonic Acid (8:2FTS)	ND		ng/l	1.72	--	1
N-Methyl Perfluorooctanesulfonamidoacetic Acid (NMeFOSAA)	ND		ng/l	1.72	--	1
Perfluoroundecanoic Acid (PFUnA)	ND		ng/l	1.72	--	1
Perfluorodecanesulfonic Acid (PFDS)	ND		ng/l	1.72	--	1
Perfluorooctanesulfonamide (FOSA)	ND		ng/l	1.72	--	1
N-Ethyl Perfluorooctanesulfonamidoacetic Acid (NEtFOSAA)	ND		ng/l	1.72	--	1
Perfluorododecanoic Acid (PFDoA)	ND		ng/l	1.72	--	1
Perfluorotridecanoic Acid (PFTrDA)	ND		ng/l	1.72	--	1
Perfluorotetradecanoic Acid (PFTA)	ND		ng/l	1.72	--	1

Project Name: 1111 ELMWOOD AVE. **Lab Number:** L1809842

Project Number: B0369-018-001-004-00 **Report Date:** 04/04/18

SAMPLE RESULTS

Lab ID: L1809842-04 Date Collected: 03/22/18 10:30

Client ID: FIELD BLANK Date Received: 03/22/18

Sample Location: BUFFALO, NY Field Prep: Not Specified

Sample Depth:

Parameter	Result	Qualifier	Units	RL	MDL	Dilution Factor

Perfluorinated Alkyl Acids by Isotope Dilution - Mansfield Lab

Surrogate	% Recovery	Qualifier	Acceptance Criteria
Perfluoro[13C4]Butanoic Acid (MPFBA)	71		50-150
Perfluoro[13C5]Pentanoic Acid (M5PFPEA)	86		50-150
Perfluoro[2,3,4-13C3]Butanesulfonic Acid (M3PFBS)	110		50-150
Perfluoro[1,2,3,4,6-13C5]Hexanoic Acid (M5PFHxA)	97		50-150
Perfluoro[1,2,3,4-13C4]Heptanoic Acid (M4PFHpA)	87		50-150
Perfluoro[1,2,3-13C3]Hexanesulfonic Acid (M3PFHxS)	92		50-150
Perfluoro[13C8]Octanoic Acid (M8PFOA)	79		50-150
1H,1H,2H,2H-Perfluoro[1,2-13C2]Octanesulfonic Acid (M2-6:2FTS)	54		50-150
Perfluoro[13C9]Nonanoic Acid (M9PFNA)	74		50-150
Perfluoro[13C8]Octanesulfonic Acid (M8PFOS)	84		50-150
Perfluoro[1,2,3,4,5,6-13C6]Decanoic Acid (M6PFDA)	76		50-150
1H,1H,2H,2H-Perfluoro[1,2-13C2]Decanesulfonic Acid (M2-8:2FTS)	59		50-150
N-Deuteriomethylperfluoro-1-octanesulfonamidoacetic Acid (d3-NMeFOSAA)	64		50-150
Perfluoro[1,2,3,4,5,6,7-13C7]Undecanoic Acid (M7-PFUDA)	75		50-150
Perfluoro[13C8]Octanesulfonamide (M8FOSA)	**13**	Q	50-150
N-Deuterioethylperfluoro-1-octanesulfonamidoacetic Acid (d5-NEtFOSAA)	61		50-150
Perfluoro[1,2-13C2]Dodecanoic Acid (MPFDOA)	69		50-150
Perfluoro[1,2-13C2]Tetradecanoic Acid (M2PFTEDA)	62		50-150

QUALITY CONTROL SUMMARY

Project Name: 1111 ELMWOOD AVE.
Project Number: B0369-018-001-004-0

Lab Number: L1809842
Report Date: 04/04/18

Method Blank Analysis
Batch Quality Control

Analytical Method: 1,8270D-SIM
Analytical Date: 03/29/18 09:50
Analyst: TJ

Extraction Method: EPA 3510C
Extraction Date: 03/28/18 11:30

Parameter	Result	Qualifier	Units	RL	MDL
1,4 Dioxane by 8270D-SIM - Mansfield Lab for sample(s): 01-03 Batch: WG1101211-1					
1,4-Dioxane	ND		ng/l	150	--

Surrogate	%Recovery	Qualifier	Acceptance Criteria
1,4-Dioxane-d8	33		15-110

Project Name: 1111 ELMWOOD AVE.
Project Number: B0369-018-001-004-0
Lab Number: L1809842
Report Date: 04/04/18

Method Blank Analysis
Batch Quality Control

Analytical Method: 122,537(M)
Analytical Date: 04/02/18 23:17
Analyst: AJ

Extraction Method: EPA 537
Extraction Date: 03/30/18 15:13

Parameter	Result	Qualifier	Units	RL	MDL
Perfluorinated Alkyl Acids by Isotope Dilution - Mansfield Lab for sample(s): 01-04 Batch: WG1102104-1					
Perfluorobutanoic Acid (PFBA)	ND		ng/l	2.00	--
Perfluoropentanoic Acid (PFPeA)	ND		ng/l	2.00	--
Perfluorobutanesulfonic Acid (PFBS)	ND		ng/l	2.00	--
Perfluorohexanoic Acid (PFHxA)	ND		ng/l	2.00	--
Perfluoroheptanoic Acid (PFHpA)	ND		ng/l	2.00	--
Perfluorohexanesulfonic Acid (PFHxS)	ND		ng/l	2.00	--
Perfluorooctanoic Acid (PFOA)	ND		ng/l	2.00	--
1H,1H,2H,2H-Perfluorooctanesulfonic Acid (6:2FTS)	ND		ng/l	2.00	--
Perfluoroheptanesulfonic Acid (PFHpS)	ND		ng/l	2.00	--
Perfluorononanoic Acid (PFNA)	ND		ng/l	2.00	--
Perfluorooctanesulfonic Acid (PFOS)	ND		ng/l	2.00	--
Perfluorodecanoic Acid (PFDA)	ND		ng/l	2.00	--
1H,1H,2H,2H-Perfluorodecanesulfonic Acid (8:2FTS)	ND		ng/l	2.00	--
N-Methyl Perfluorooctanesulfonamidoacetic Acid (NMeFOSAA)	ND		ng/l	2.00	--
Perfluoroundecanoic Acid (PFUnA)	ND		ng/l	2.00	--
Perfluorodecanesulfonic Acid (PFDS)	ND		ng/l	2.00	--
Perfluorooctanesulfonamide (FOSA)	ND		ng/l	2.00	--
N-Ethyl Perfluorooctanesulfonamidoacetic Acid (NEtFOSAA)	ND		ng/l	2.00	--
Perfluorododecanoic Acid (PFDoA)	ND		ng/l	2.00	--
Perfluorotridecanoic Acid (PFTrDA)	ND		ng/l	2.00	--
Perfluorotetradecanoic Acid (PFTA)	ND		ng/l	2.00	--

Project Name: 1111 ELMWOOD AVE. **Lab Number:** L1809842

Project Number: B0369-018-001-004-0 **Report Date:** 04/04/18

Method Blank Analysis
Batch Quality Control

Analytical Method: 122,537(M)
Analytical Date: 04/02/18 23:17
Analyst: AJ

Extraction Method: EPA 537
Extraction Date: 03/30/18 15:13

Parameter	Result	Qualifier	Units	RL	MDL
Perfluorinated Alkyl Acids by Isotope Dilution - Mansfield Lab for sample(s): 01-04 Batch: WG1102104-1					

Surrogate	%Recovery	Qualifier	Acceptance Criteria
Perfluoro[13C4]Butanoic Acid (MPFBA)	87		50-150
Perfluoro[13C5]Pentanoic Acid (M5PFPEA)	93		50-150
Perfluoro[2,3,4-13C3]Butanesulfonic Acid (M3PFBS)	119		50-150
1H,1H,2H,2H-Perfluoro[1,2-13C2]Hexanesulfonic Acid (M2-4:2FTS)	100		50-150
Perfluoro[1,2,3,4,6-13C5]Hexanoic Acid (M5PFHxA)	105		50-150
Perfluoro[1,2,3,4-13C4]Heptanoic Acid (M4PFHpA)	89		50-150
Perfluoro[1,2,3-13C3]Hexanesulfonic Acid (M3PFHxS)	108		50-150
Perfluoro[13C8]Octanoic Acid (M8PFOA)	86		50-150
1H,1H,2H,2H-Perfluoro[1,2-13C2]Octanesulfonic Acid (M2-6:2FTS)	63		50-150
Perfluoro[13C9]Nonanoic Acid (M9PFNA)	77		50-150
Perfluoro[13C8]Octanesulfonic Acid (M8PFOS)	92		50-150
Perfluoro[1,2,3,4,5,6-13C6]Decanoic Acid (M6PFDA)	81		50-150
1H,1H,2H,2H-Perfluoro[1,2-13C2]Decanesulfonic Acid (M2-8:2FTS)	53		50-150
N-Deuteriomethylperfluoro-1-octanesulfonamidoacetic Acid (d3-NMeFOSAA)	68		50-150
Perfluoro[1,2,3,4,5,6,7-13C7]Undecanoic Acid (M7-PFUDA)	76		50-150
Perfluoro[13C8]Octanesulfonamide (M8FOSA)	**25**	Q	50-150
N-Deuterioethylperfluoro-1-octanesulfonamidoacetic Acid (d5-NEtFOSAA)	62		50-150
Perfluoro[1,2-13C2]Dodecanoic Acid (MPFDOA)	69		50-150
Perfluoro[1,2-13C2]Tetradecanoic Acid (M2PFTEDA)	63		50-150

Lab Control Sample Analysis

Batch Quality Control

Project Name: 1111 ELMWOOD AVE.

Project Number: B0369-018-001-004-00

Lab Number: L1809842

Report Date: 04/04/18

Parameter	LCS %Recovery	Qual	LCSD %Recovery	Qual	%Recovery Limits	RPD	Qual	RPD Limits
1,4 Dioxane by 8270D-SIM - Mansfield Lab	Associated sample(s): 01-03		Batch: WG1101211-2		WG1101211-3			
1,4-Dioxane	105		107		40-140	2		30

Surrogate	LCS %Recovery	Qual	LCSD %Recovery	Qual	Acceptance Criteria
1,4-Dioxane-d8	31		32		15-110

Lab Control Sample Analysis

Batch Quality Control

Project Name: 1111 ELMWOOD AVE.

Project Number: B0369-018-001-004-00

Lab Number: L1809842

Report Date: 04/04/18

Parameter	LCS %Recovery	Qual	LCSD %Recovery	Qual	%Recovery Limits	RPD	Qual	RPD Limits
Perfluorinated Alkyl Acids by Isotope Dilution - Mansfield Lab Associated sample(s): 01-04 Batch: WG1102104-2 WG1102104-3								
Perfluorobutanoic Acid (PFBA)	116		102		50-150	13		30
Perfluoropentanoic Acid (PFPeA)	118		102		50-150	15		30
Perfluorobutanesulfonic Acid (PFBS)	116		100		50-150	15		30
Perfluorohexanoic Acid (PFHxA)	123		106		50-150	15		30
Perfluoroheptanoic Acid (PFHpA)	116		100		50-150	15		30
Perfluorohexanesulfonic Acid (PFHxS)	133		113		50-150	16		30
Perfluorooctanoic Acid (PFOA)	111		96		50-150	14		30
1H,1H,2H,2H-Perfluorooctanesulfonic Acid (6:2FTS)	109		101		50-150	8		30
Perfluoroheptanesulfonic Acid (PFHpS)	130		123		50-150	6		30
Perfluorononanoic Acid (PFNA)	120		105		50-150	13		30
Perfluorooctanesulfonic Acid (PFOS)	97		92		50-150	5		30
Perfluorodecanoic Acid (PFDA)	117		107		50-150	9		30
1H,1H,2H,2H-Perfluorodecanesulfonic Acid (8:2FTS)	142		114		50-150	22		30
N-Methyl Perfluorooctanesulfonamidoacetic Acid (NMeFOSAA)	130		82		50-150	**45**	Q	30
Perfluoroundecanoic Acid (PFUnA)	115		96		50-150	18		30
Perfluorodecanesulfonic Acid (PFDS)	116		104		50-150	11		30
Perfluorooctanesulfonamide (FOSA)	115		118		50-150	3		30
N-Ethyl Perfluorooctanesulfonamidoacetic Acid (NEtFOSAA)	120		110		50-150	9		30
Perfluorododecanoic Acid (PFDoA)	113		96		50-150	16		30
Perfluorotridecanoic Acid (PFTrDA)	94		82		50-150	14		30
Perfluorotetradecanoic Acid (PFTA)	135		112		50-150	19		30

Lab Control Sample Analysis

Batch Quality Control

Project Name: 1111 ELMWOOD AVE.

Project Number: B0369-018-001-004-00

Lab Number: L1809842

Report Date: 04/04/18

Parameter	LCS %Recovery	Qual	LCSD %Recovery	Qual	%Recovery Limits	RPD	Qual	RPD Limits
Perfluorinated Alkyl Acids by Isotope Dilution - Mansfield Lab Associated sample(s): 01-04 Batch: WG1102104-2 WG1102104-3								

Surrogate	LCS %Recovery	Qual	LCSD %Recovery	Qual	Acceptance Criteria
Perfluoro[13C4]Butanoic Acid (MPFBA)	79		91		50-150
Perfluoro[13C5]Pentanoic Acid (M5PFPEA)	78		99		50-150
Perfluoro[2,3,4-13C3]Butanesulfonic Acid (M3PFBS)	98		123		50-150
1H,1H,2H,2H-Perfluoro[1,2-13C2]Hexanesulfonic Acid (M2-4:2FTS)	83		98		50-150
Perfluoro[1,2,3,4,6-13C5]Hexanoic Acid (M5PFHxA)	92		114		50-150
Perfluoro[1,2,3,4-13C4]Heptanoic Acid (M4PFHpA)	82		99		50-150
Perfluoro[1,2,3-13C3]Hexanesulfonic Acid (M3PFHxS)	84		107		50-150
Perfluoro[13C8]Octanoic Acid (M8PFOA)	74		95		50-150
1H,1H,2H,2H-Perfluoro[1,2-13C2]Octanesulfonic Acid (M2-6:2FTS)	64		66		50-150
Perfluoro[13C9]Nonanoic Acid (M9PFNA)	69		85		50-150
Perfluoro[13C8]Octanesulfonic Acid (M8PFOS)	76		92		50-150
Perfluoro[1,2,3,4,5,6-13C6]Decanoic Acid (M6PFDA)	71		91		50-150
1H,1H,2H,2H-Perfluoro[1,2-13C2]Decanesulfonic Acid (M2-8:2FTS)	**39**	Q	74		50-150
N-Deuteriomethylperfluoro-1-octanesulfonamidoacetic Acid (d3-NMeFOSAA)	**48**	Q	83		50-150
Perfluoro[1,2,3,4,5,6,7-13C7]Undecanoic Acid (M7-PFUDA)	67		88		50-150
Perfluoro[13C8]Octanesulfonamide (M8FOSA)	**41**	Q	**22**	Q	50-150
N-Deuterioethylperfluoro-1-octanesulfonamidoacetic Acid (d5-NEtFOSAA)	**49**	Q	70		50-150
Perfluoro[1,2-13C2]Dodecanoic Acid (MPFDOA)	62		84		50-150
Perfluoro[1,2-13C2]Tetradecanoic Acid (M2PFTEDA)	52		73		50-150

Matrix Spike Analysis

Batch Quality Control

Project Name: 1111 ELMWOOD AVE.

Project Number: B0369-018-001-004-00

Lab Number: L1809842

Report Date: 04/04/18

Parameter	Native Sample	MS Added	MS Found	MS %Recovery	Qual	MSD Found	MSD %Recovery	Qual	Recovery Limits	RPD	Qual	RPD Limits
Perfluorinated Alkyl Acids by Isotope Dilution - Mansfield Lab Associated sample(s): 01-04 QC Batch ID: WG1102104-4 QC Sample: L1809842-01 Client ID: RI-MW-1												
Perfluorobutanoic Acid (PFBA)	10.7	40	56.5	115		-	-		50-150	-		30
Perfluoropentanoic Acid (PFPeA)	3.53	40	50.5	117		-	-		50-150	-		30
Perfluorobutanesulfonic Acid (PFBS)	4.66	40	48.7	110		-	-		50-150	-		30
Perfluorohexanoic Acid (PFHxA)	3.40	40	51.6	121		-	-		50-150	-		30
Perfluoroheptanoic Acid (PFHpA)	ND	40	49.4	124		-	-		50-150	-		30
Perfluorohexanesulfonic Acid (PFHxS)	2.47	40	57.0	136		-	-		50-150	-		30
Perfluorooctanoic Acid (PFOA)	5.91	40	47.1	103		-	-		50-150	-		30
1H,1H,2H,2H-Perfluorooctanesulfonic Acid (6:2FTS)	ND	40	53.5	134		-	-		50-150	-		30
Perfluoroheptanesulfonic Acid (PFHpS)	ND	40	50.9	127		-	-		50-150	-		30
Perfluorononanoic Acid (PFNA)	ND	40	50.8	127		-	-		50-150	-		30
Perfluorooctanesulfonic Acid (PFOS)	2.40	40	41.1	97		-	-		50-150	-		30
Perfluorodecanoic Acid (PFDA)	ND	40	51.2	128		-	-		50-150	-		30
1H,1H,2H,2H-Perfluorodecanesulfonic Acid (8:2FTS)	ND	40	34.6	86		-	-		50-150	-		30
N-Methyl Perfluorooctanesulfonamidoacetic Acid (NMeFOSAA)	ND	40	38.8	97		-	-		50-150	-		30
Perfluoroundecanoic Acid (PFUnA)	ND	40	47.2	118		-	-		50-150	-		30
Perfluorodecanesulfonic Acid (PFDS)	ND	40	37.7	94		-	-		50-150	-		30
Perfluorooctanesulfonamide (FOSA)	ND	40	44.6	112		-	-		50-150	-		30
N-Ethyl Perfluorooctanesulfonamidoacetic Acid (NEtFOSAA)	ND	40	40.6	102		-	-		50-150	-		30
Perfluorododecanoic Acid (PFDoA)	ND	40	46.6	117		-	-		50-150	-		30
Perfluorotridecanoic Acid (PFTrDA)	ND	40	37.0	92		-	-		50-150	-		30
Perfluorotetradecanoic Acid (PFTA)	ND	40	50.0	125		-	-		50-150	-		30

Matrix Spike Analysis

Batch Quality Control

Project Name: 1111 ELMWOOD AVE.

Project Number: B0369-018-001-004-00

Lab Number: L1809842

Report Date: 04/04/18

Parameter	*Native Sample*	*MS Added*	*MS Found*	*MS %Recovery*	*Qual*	*MSD Found*	*MSD %Recovery*	*Qual*	*Recovery Limits*	*RPD*	*Qual*	*RPD Limits*
Perfluorinated Alkyl Acids by Isotope Dilution - Mansfield Lab Associated sample(s): 01-04 QC Batch ID: WG1102104-4 QC Sample: L1809842-01 Client ID: RI-MW-1												

Surrogate	*MS % Recovery*	*MS Qualifier*	*MSD % Recovery*	*MSD Qualifier*	*Acceptance Criteria*
1H,1H,2H,2H-Perfluoro[1,2-13C2]Decanesulfonic Acid (M2-8:2FTS)	116				50-150
1H,1H,2H,2H-Perfluoro[1,2-13C2]Hexanesulfonic Acid (M2-4:2FTS)	**259**	Q			50-150
1H,1H,2H,2H-Perfluoro[1,2-13C2]Octanesulfonic Acid (M2-6:2FTS)	139				50-150
N-Deuterioethylperfluoro-1-octanesulfonamidoacetic Acid (d5-NEtFOSAA)	69				50-150
N-Deuteriomethylperfluoro-1-octanesulfonamidoacetic Acid (d3-NMeFOSAA)	69				50-150
Perfluoro[1,2,3,4,5,6,7-13C7]Undecanoic Acid (M7-PFUDA)	70				50-150
Perfluoro[1,2,3,4,5,6-13C6]Decanoic Acid (M6PFDA)	75				50-150
Perfluoro[1,2,3,4,6-13C5]Hexanoic Acid (M5PFHxA)	89				50-150
Perfluoro[1,2,3,4-13C4]Heptanoic Acid (M4PFHpA)	84				50-150
Perfluoro[1,2,3-13C3]Hexanesulfonic Acid (M3PFHxS)	110				50-150
Perfluoro[1,2-13C2]Dodecanoic Acid (MPFDOA)	61				50-150
Perfluoro[1,2-13C2]Tetradecanoic Acid (M2PFTEDA)	50				50-150
Perfluoro[13C4]Butanoic Acid (MPFBA)	81				50-150
Perfluoro[13C5]Pentanoic Acid (M5PFPEA)	87				50-150
Perfluoro[13C8]Octanesulfonamide (M8FOSA)	**18**	Q			50-150
Perfluoro[13C8]Octanesulfonic Acid (M8PFOS)	95				50-150
Perfluoro[13C8]Octanoic Acid (M8PFOA)	84				50-150
Perfluoro[13C9]Nonanoic Acid (M9PFNA)	71				50-150
Perfluoro[2,3,4-13C3]Butanesulfonic Acid (M3PFBS)	130				50-150

Lab Duplicate Analysis
Batch Quality Control

Project Name: 1111 ELMWOOD AVE.
Project Number: B0369-018-001-00

Lab Number: L1809842
Report Date: 04/04/18

Parameter	Native Sample	Duplicate Sample	Units	RPD	Qual	RPD Limits
Perfluorinated Alkyl Acids by Isotope Dilution - Mansfield Lab Associated sample(s): 01-04 QC Batch ID: WG1102104-5 QC Sample: L1809842-02 Client ID: RI-MW-2						
Perfluorobutanoic Acid (PFBA)	4.01	4.07	ng/l	1		30
Perfluoropentanoic Acid (PFPeA)	ND	ND	ng/l	NC		30
Perfluorobutanesulfonic Acid (PFBS)	67.0	66.8	ng/l	0		30
Perfluorohexanoic Acid (PFHxA)	ND	ND	ng/l	NC		30
Perfluoroheptanoic Acid (PFHpA)	ND	ND	ng/l	NC		30
Perfluorohexanesulfonic Acid (PFHxS)	3.80	3.44	ng/l	10		30
Perfluorooctanoic Acid (PFOA)	2.37	2.43	ng/l	3		30
1H,1H,2H,2H-Perfluorooctanesulfonic Acid (6:2FTS)	ND	ND	ng/l	NC		30
Perfluoroheptanesulfonic Acid (PFHpS)	ND	ND	ng/l	NC		30
Perfluorononanoic Acid (PFNA)	ND	ND	ng/l	NC		30
Perfluorooctanesulfonic Acid (PFOS)	ND	ND	ng/l	NC		30
Perfluorodecanoic Acid (PFDA)	ND	ND	ng/l	NC		30
1H,1H,2H,2H-Perfluorodecanesulfonic Acid (8:2FTS)	ND	ND	ng/l	NC		30
N-Methyl Perfluorooctanesulfonamidoacetic Acid (NMeFOSAA)	ND	ND	ng/l	NC		30
Perfluoroundecanoic Acid (PFUnA)	ND	ND	ng/l	NC		30
Perfluorodecanesulfonic Acid (PFDS)	ND	ND	ng/l	NC		30
Perfluorooctanesulfonamide (FOSA)	ND	ND	ng/l	NC		30
N-Ethyl Perfluorooctanesulfonamidoacetic Acid (NEtFOSAA)	ND	ND	ng/l	NC		30
Perfluorododecanoic Acid (PFDoA)	ND	ND	ng/l	NC		30
Perfluorotridecanoic Acid (PFTrDA)	ND	ND	ng/l	NC		30

Lab Duplicate Analysis
Batch Quality Control

Project Name: 1111 ELMWOOD AVE.
Project Number: B0369-018-001-00

Lab Number: L1809842
Report Date: 04/04/18

Parameter	Native Sample	Duplicate Sample	Units	RPD	Qual	RPD Limits
Perfluorinated Alkyl Acids by Isotope Dilution - Mansfield Lab Associated sample(s): 01-04 QC Batch ID: WG1102104-5 QC Sample: L1809842-02 Client ID: RI-MW-2						
Perfluorotetradecanoic Acid (PFTA)	ND	ND	ng/l	NC		30

Surrogate	%Recovery	Qualifier	%Recovery	Qualifier	Acceptance Criteria
Perfluoro[13C4]Butanoic Acid (MPFBA)	80		78		50-150
Perfluoro[13C5]Pentanoic Acid (M5PFPEA)	79		83		50-150
Perfluoro[2,3,4-13C3]Butanesulfonic Acid (M3PFBS)	103		102		50-150
Perfluoro[1,2,3,4,6-13C5]Hexanoic Acid (M5PFHxA)	85		90		50-150
Perfluoro[1,2,3,4-13C4]Heptanoic Acid (M4PFHpA)	76		85		50-150
Perfluoro[1,2,3-13C3]Hexanesulfonic Acid (M3PFHxS)	93		89		50-150
Perfluoro[13C8]Octanoic Acid (M8PFOA)	74		81		50-150
1H,1H,2H,2H-Perfluoro[1,2-13C2]Octanesulfonic Acid (M2-6:2FTS)	107		116		50-150
Perfluoro[13C9]Nonanoic Acid (M9PFNA)	64		73		50-150
Perfluoro[13C8]Octanesulfonic Acid (M8PFOS)	72		84		50-150
Perfluoro[1,2,3,4,5,6-13C6]Decanoic Acid (M6PFDA)	80		79		50-150
1H,1H,2H,2H-Perfluoro[1,2-13C2]Decanesulfonic Acid (M2-8:2FTS)	70		76		50-150
N-Deuteriomethylperfluoro-1-octanesulfonamidoacetic Acid (d3-NMeFOSAA)	53		69		50-150
Perfluoro[1,2,3,4,5,6,7-13C7]Undecanoic Acid (M7-PFUDA)	66		66		50-150
Perfluoro[13C8]Octanesulfonamide (M8FOSA)	**6**	Q	**37**	Q	50-150
N-Deuterioethylperfluoro-1-octanesulfonamidoacetic Acid (d5-NEtFOSAA)	57		55		50-150
Perfluoro[1,2-13C2]Dodecanoic Acid (MPFDOA)	56		58		50-150
Perfluoro[1,2-13C2]Tetradecanoic Acid (M2PFTEDA)	**46**	Q	**47**	Q	50-150

Project Name: 1111 ELMWOOD AVE.
Project Number: B0369-018-001-004-00

Lab Number: L1809842
Report Date: 04/04/18

Sample Receipt and Container Information

Were project specific reporting limits specified? YES

Cooler Information

Cooler	Custody Seal
A	Absent

Container Information

Container ID	Container Type	Cooler	Initial pH	Final pH	Temp deg C	Pres	Seal	Frozen Date/Time	Analysis(*)
L1809842-01A	Plastic 250ml Trizma preserved	A	NA		2.2	Y	Absent		A2-537-ISOTOPE(14)
L1809842-01B	Plastic 250ml Trizma preserved	A	NA		2.2	Y	Absent		A2-537-ISOTOPE(14)
L1809842-01C	Plastic 250ml Trizma preserved	A	NA		2.2	Y	Absent		A2-537-ISOTOPE(14)
L1809842-01D	Amber 1000ml unpreserved	A	7	7	2.2	Y	Absent		NYTCL-8270(7),A2-1,4-DIOXANE-SIM(7),NYTCL-8270-SIM(7)
L1809842-01E	Amber 1000ml unpreserved	A	7	7	2.2	Y	Absent		NYTCL-8270(7),A2-1,4-DIOXANE-SIM(7),NYTCL-8270-SIM(7)
L1809842-02A	Plastic 250ml Trizma preserved	A	NA		2.2	Y	Absent		A2-537-ISOTOPE(14)
L1809842-02B	Plastic 250ml Trizma preserved	A	NA		2.2	Y	Absent		A2-537-ISOTOPE(14)
L1809842-02C	Plastic 250ml Trizma preserved	A	NA		2.2	Y	Absent		A2-537-ISOTOPE(14)
L1809842-02D	Amber 1000ml unpreserved	A	7	7	2.2	Y	Absent		NYTCL-8270(7),A2-1,4-DIOXANE-SIM(7),NYTCL-8270-SIM(7)
L1809842-02E	Amber 1000ml unpreserved	A	7	7	2.2	Y	Absent		NYTCL-8270(7),A2-1,4-DIOXANE-SIM(7),NYTCL-8270-SIM(7)
L1809842-03A	Plastic 250ml Trizma preserved	A	NA		2.2	Y	Absent		A2-537-ISOTOPE(14)
L1809842-03B	Plastic 250ml Trizma preserved	A	NA		2.2	Y	Absent		A2-537-ISOTOPE(14)
L1809842-03C	Plastic 250ml Trizma preserved	A	NA		2.2	Y	Absent		A2-537-ISOTOPE(14)
L1809842-03D	Amber 1000ml unpreserved	A	7	7	2.2	Y	Absent		NYTCL-8270(7),A2-1,4-DIOXANE-SIM(7),NYTCL-8270-SIM(7)
L1809842-03E	Amber 1000ml unpreserved	A	7	7	2.2	Y	Absent		NYTCL-8270(7),A2-1,4-DIOXANE-SIM(7),NYTCL-8270-SIM(7)
L1809842-04A	Plastic 250ml Trizma preserved	A	NA		2.2	Y	Absent		A2-537-ISOTOPE(14)
L1809842-04B	Plastic 250ml Trizma preserved	A	NA		2.2	Y	Absent		A2-537-ISOTOPE(14)
L1809842-04C	3 Plastic Trizma/1 Plastic/1 H20+Trizma	NA	NA			Y	Absent		A2-537-ISOTOPE(14)

*Values in parentheses indicate holding time in days

Project Name:	1111 ELMWOOD AVE.	**Lab Number:**	L1809842
Project Number:	B0369-018-001-004-00	**Report Date:**	04/04/18

GLOSSARY

Acronyms

EDL	- Estimated Detection Limit: This value represents the level to which target analyte concentrations are reported as estimated values, when those target analyte concentrations are quantified below the reporting limit (RL). The EDL includes any adjustments from dilutions, concentrations or moisture content, where applicable. The use of EDLs is specific to the analysis of PAHs using Solid-Phase Microextraction (SPME).
EPA	- Environmental Protection Agency.
LCS	- Laboratory Control Sample: A sample matrix, free from the analytes of interest, spiked with verified known amounts of analytes or a material containing known and verified amounts of analytes.
LCSD	- Laboratory Control Sample Duplicate: Refer to LCS.
LFB	- Laboratory Fortified Blank: A sample matrix, free from the analytes of interest, spiked with verified known amounts of analytes or a material containing known and verified amounts of analytes.
MDL	- Method Detection Limit: This value represents the level to which target analyte concentrations are reported as estimated values, when those target analyte concentrations are quantified below the reporting limit (RL). The MDL includes any adjustments from dilutions, concentrations or moisture content, where applicable.
MS	- Matrix Spike Sample: A sample prepared by adding a known mass of target analyte to a specified amount of matrix sample for which an independent estimate of target analyte concentration is available.
MSD	- Matrix Spike Sample Duplicate: Refer to MS.
NA	- Not Applicable.
NC	- Not Calculated: Term is utilized when one or more of the results utilized in the calculation are non-detect at the parameter's reporting unit.
NDPA/DPA	- N-Nitrosodiphenylamine/Diphenylamine.
NI	- Not Ignitable.
NP	- Non-Plastic: Term is utilized for the analysis of Atterberg Limits in soil.
RL	- Reporting Limit: The value at which an instrument can accurately measure an analyte at a specific concentration. The RL includes any adjustments from dilutions, concentrations or moisture content, where applicable.
RPD	- Relative Percent Difference: The results from matrix and/or matrix spike duplicates are primarily designed to assess the precision of analytical results in a given matrix and are expressed as relative percent difference (RPD). Values which are less than five times the reporting limit for any individual parameter are evaluated by utilizing the absolute difference between the values; although the RPD value will be provided in the report.
SRM	- Standard Reference Material: A reference sample of a known or certified value that is of the same or similar matrix as the associated field samples.
STLP	- Semi-dynamic Tank Leaching Procedure per EPA Method 1315.
TIC	- Tentatively Identified Compound: A compound that has been identified to be present and is not part of the target compound list (TCL) for the method and/or program. All TICs are qualitatively identified and reported as estimated concentrations.

Footnotes

1	- The reference for this analyte should be considered modified since this analyte is absent from the target analyte list of the original method.

Terms

Analytical Method: Both the document from which the method originates and the analytical reference method. (Example: EPA 8260B is shown as 1,8260B.) The codes for the reference method documents are provided in the References section of the Addendum.

Final pH: As it pertains to Sample Receipt & Container Information section of the report, Final pH reflects pH of container determined after adjustment at the laboratory, if applicable. If no adjustment required, value reflects Initial pH.

Frozen Date/Time: With respect to Volatile Organics in soil, Frozen Date/Time reflects the date/time at which associated Reagent Water-preserved vials were initially frozen. Note: If frozen date/time is beyond 48 hours from sample collection, value will be reflected in 'bold'.

Initial pH: As it pertains to Sample Receipt & Container Information section of the report, Initial pH reflects pH of container determined upon receipt, if applicable.

Total: With respect to Organic analyses, a 'Total' result is defined as the summation of results for individual isomers or Aroclors. If a 'Total' result is requested, the results of its individual components will also be reported. This is applicable to 'Total' results for methods 8260, 8081 and 8082.

Data Qualifiers

A	- Spectra identified as "Aldol Condensation Product".
B	- The analyte was detected above the reporting limit in the associated method blank. Flag only applies to associated field samples that have detectable concentrations of the analyte at less than ten times (10x) the concentration found in the blank. For MCP-related

Report Format: DU Report - QC Section

Project Name:	1111 ELMWOOD AVE.	**Lab Number:**	L1809842
Project Number:	B0369-018-001-004-00	**Report Date:**	04/04/18

Data Qualifiers

projects, flag only applies to associated field samples that have detectable concentrations of the analyte at less than ten times (10x) the concentration found in the blank. For DOD-related projects, flag only applies to associated field samples that have detectable concentrations of the analyte at less than ten times (10x) the concentration found in the blank AND the analyte was detected above one-half the reporting limit (or above the reporting limit for common lab contaminants) in the associated method blank. For NJ-Air-related projects, flag only applies to associated field samples that have detectable concentrations of the analyte above the reporting limit. For NJ-related projects (excluding Air), flag only applies to associated field samples that have detectable concentrations of the analyte, which was detected above the reporting limit in the associated method blank or above five times the reporting limit for common lab contaminants (Phthalates, Acetone, Methylene Chloride, 2-Butanone).

C - Co-elution: The target analyte co-elutes with a known lab standard (i.e. surrogate, internal standards, etc.) for co-extracted analyses.

D - Concentration of analyte was quantified from diluted analysis. Flag only applies to field samples that have detectable concentrations of the analyte.

E - Concentration of analyte exceeds the range of the calibration curve and/or linear range of the instrument.

G - The concentration may be biased high due to matrix interferences (i.e, co-elution) with non-target compound(s). The result should be considered estimated.

H - The analysis of pH was performed beyond the regulatory-required holding time of 15 minutes from the time of sample collection.

I - The lower value for the two columns has been reported due to obvious interference.

M - Reporting Limit (RL) exceeds the MCP CAM Reporting Limit for this analyte.

NJ - Presumptive evidence of compound. This represents an estimated concentration for Tentatively Identified Compounds (TICs), where the identification is based on a mass spectral library search.

P - The RPD between the results for the two columns exceeds the method-specified criteria.

Q - The quality control sample exceeds the associated acceptance criteria. For DOD-related projects, LCS and/or Continuing Calibration Standard exceedences are also qualified on all associated sample results. Note: This flag is not applicable for matrix spike recoveries when the sample concentration is greater than 4x the spike added or for batch duplicate RPD when the sample concentrations are less than 5x the RL. (Metals only.)

R - Analytical results are from sample re-analysis.

RE - Analytical results are from sample re-extraction.

S - Analytical results are from modified screening analysis.

J - Estimated value. This represents an estimated concentration for Tentatively Identified Compounds (TICs).

ND - Not detected at the reporting limit (RL) for the sample.

Report Format: DU Report - QC Section

Project Name:	1111 ELMWOOD AVE.	**Lab Number:**	L1809842
Project Number:	B0369-018-001-004-00	**Report Date:**	04/04/18

REFERENCES

1 Test Methods for Evaluating Solid Waste: Physical/Chemical Methods. EPA SW-846. Third Edition. Updates I - IV, 2007.

122 Determination of Selected Perfluorintated Alkyl Acids in Drinking Water by Solid Phase Extraction and Liquid Chromatography/Tandem Mass Spectrometry (LC/MS/MS). EPA Method 537, EPA/600/R-08/092. Version 1.1, September 2009.

LIMITATION OF LIABILITIES

Alpha Analytical performs services with reasonable care and diligence normal to the analytical testing laboratory industry. In the event of an error, the sole and exclusive responsibility of Alpha Analytical shall be to re-perform the work at it's own expense. In no event shall Alpha Analytical be held liable for any incidental, consequential or special damages, including but not limited to, damages in any way connected with the use of, interpretation of, information or analysis provided by Alpha Analytical.

We strongly urge our clients to comply with EPA protocol regarding sample volume, preservation, cooling, containers, sampling procedures, holding time and splitting of samples in the field.

Certification Information

The following analytes are not included in our Primary NELAP Scope of Accreditation:

Westborough Facility
EPA 624: m/p-xylene, o-xylene
EPA 8260C: NPW: 1,2,4,5-Tetramethylbenzene; 4-Ethyltoluene, Azobenzene; SCM: Iodomethane (methyl iodide), Methyl methacrylate, 1,2,4,5-Tetramethylbenzene; 4-Ethyltoluene.
EPA 8270D: NPW: Dimethylnaphthalene,1,4-Diphenylhydrazine; SCM: Dimethylnaphthalene,1,4-Diphenylhydrazine.
EPA 300: DW: Bromide
EPA 6860: SCM: Perchlorate
EPA 9010: NPW and SCM: Amenable Cyanide Distillation
SM4500: NPW: Amenable Cyanide, Dissolved Oxygen; SCM: Total Phosphorus, TKN, NO2, NO3.

Mansfield Facility
SM 2540D: TSS
EPA 8082A: NPW: PCB: 1, 5, 31, 87,101, 110, 141, 151, 153, 180, 183, 187.
EPA TO-15: Halothane, 2,4,4-Trimethyl-2-pentene, 2,4,4-Trimethyl-1-pentene, Thiophene, 2-Methylthiophene, 3-Methylthiophene, 2-Ethylthiophene, 1,2,3-Trimethylbenzene, Indan, Indene, 1,2,4,5-Tetramethylbenzene, Benzothiophene, 1-Methylnaphthalene.
Biological Tissue Matrix: EPA 3050B

The following analytes are included in our Massachusetts DEP Scope of Accreditation

Westborough Facility:

Drinking Water
EPA 300.0: Chloride, Nitrate-N, Fluoride, Sulfate; **EPA 353.2**: Nitrate-N, Nitrite-N; **SM4500NO3-F**: Nitrate-N, Nitrite-N; **SM4500F-C, SM4500CN-CE, EPA 180.1, SM2130B, SM4500CI-D, SM2320B, SM2540C, SM4500H-B**
EPA 332: Perchlorate; **EPA 524.2:** THMs and VOCs; **EPA 504.1:** EDB, DBCP.
Microbiology: **SM9215B; SM9223-P/A, SM9223B-Colilert-QT,SM9222D**.

Non-Potable Water
SM4500H,B, EPA 120.1, SM2510B, SM2540C, SM2320B, SM4500CL-E, SM4500F-BC, SM4500NH3-BH: Ammonia-N and Kjeldahl-N, **EPA 350.1**: Ammonia-N, **LACHAT 10-107-06-1-B**: Ammonia-N, **EPA 351.1, SM4500NO3-F, EPA 353.2**: Nitrate-N**, EPA 351.1, SM4500P-E, SM4500P-B, E, SM4500SO4-E, SM5220D, EPA 410.4, SM5210B, SM5310C, SM4500CL-D, EPA 1664, EPA 420.1, SM4500-CN-CE, SM2540D.**
EPA 624: Volatile Halocarbons & Aromatics,
EPA 608: Chlordane, Toxaphene, Aldrin, alpha-BHC, beta-BHC, gamma-BHC, delta-BHC, Dieldrin, DDD, DDE, DDT, Endosulfan I, Endosulfan II, Endosulfan sulfate, Endrin, Endrin Aldehyde, Heptachlor, Heptachlor Epoxide, PCBs
EPA 625: SVOC (Acid/Base/Neutral Extractables), **EPA 600/4-81-045**: PCB-Oil.
Microbiology: **SM9223B-Colilert-QT; Enterolert-QT, SM9221E, SM9222D.**

Mansfield Facility:

Drinking Water
EPA 200.7: Al, Ba, Be, Cd, Cr, Cu, Mn, Ni, Na, Ag, Ca, Zn. **EPA 200.8:** Al, Sb, As, Ba, Be, Cd, Cr, Cu, Pb, Mn, Ni, Se, Ag, TL, Zn. **EPA 245.1** Hg.
EPA 522.

Non-Potable Water
EPA 200.7: Al, Sb, As, Be, Cd, Ca, Cr, Co, Cu, Fe, Pb, Mg, Mn, Mo, Ni, K, Se, Ag, Na, Sr, TL, Ti, V, Zn.
EPA 200.8: Al, Sb, As, Be, Cd, Cr, Cu, Pb, Mn, Ni, Se, Ag, TL, Zn.
EPA 245.1 Hg.
SM2340B

For a complete listing of analytes and methods, please contact your Alpha Project Manager.

ALPHA

NEW YORK CHAIN OF CUSTODY

Westborough, MA 01581
8 Walkup Dr.
TEL: 508-898-9220
FAX: 508-898-9193

Mansfield, MA 02048
320 Forbes Blvd
TEL: 508-822-9300
FAX: 508-822-3288

Service Centers
Mahwah, NJ 07430: 35 Whitney Rd, Suite 5
Albany, NY 12205: 14 Walker Way
Tonawanda, NY 14150: 275 Cooper Ave, Suite 105

Page 1 of 1

Date Rec'd in Lab: 3/23/18

ALPHA Job #: L1809842

Client Information
Client: Benchmark Eng
Address: 2558 Hamburg Turnpike
Lackawanna NY 14218 Suite 300
Phone: (716) 818-8358
Fax: (716) 856-0583
Email: T.Bethel@twinkyllc.com

Project Information
Project Name: 1111 Elmwood Ave
Project Location: Buffalo NY
Project #: B0369-018-001-004-003
(Use Project name as Project #) ☒
Project Manager: Chris Bauer
ALPHAQuote #:

Turn-Around Time
Standard ☒ Due Date:
Rush (only if pre approved) ☐ # of Days:

Deliverables
☐ ASP-A ☐ ASP-B
☐ EQuIS (1 File) ☐ EQuIS (4 File)
☐ Other

Regulatory Requirement
☐ NY TOGS ☐ NY Part 375
☐ AWQ Standards ☐ NY CP-51
☐ NY Restricted Use ☐ Other
☐ NY Unrestricted Use
☐ NYC Sewer Discharge

Billing Information
☐ Same as Client Info
PO #

Disposal Site Information
Please identify below location of applicable disposal facilities.
Disposal Facility:
☐ NJ ☐ NY
☐ Other:

These samples have been previously analyzed by Alpha ☐

Other project specific requirements/comments:
CAT B

Please specify Metals or TAL.

Sample Filtration
☐ Done
☐ Lab to do
Preservation
☐ Lab to do
(Please Specify below)

ALPHA Lab ID (Lab Use Only)	Sample ID	Collection Date	Collection Time	Sample Matrix	Sampler's Initials	ANALYSIS: 42-537	NYTCL-8270 SIM-NYTCL-8270						Sample Specific Comments	Total Bottles
09842-01	RI-MW-1	3/22/18	930	GW	TAB	X	X							5
-02	RI-MW-2	↓	902	↓	↓	X	X							5
-03	RI-MW-3	↓	1005	↓	↓	X	X							5
-04	Feild Blank	↓	1030		↓	X								2

Preservative Code:
A = None
B = HCl
C = HNO_3
D = H_2SO_4
E = NaOH
F = MeOH
G = $NaHSO_4$
H = $Na_2S_2O_3$
K/E = Zn Ac/NaOH
O = Other

Container Code
P = Plastic
A = Amber Glass
V = Vial
G = Glass
B = Bacteria Cup
C = Cube
O = Other
E = Encore
D = BOD Bottle

Westboro: Certification No: MA935
Mansfield: Certification No: MA015

Container Type	P	A
Preservative	O	A

Relinquished By:	Date/Time	Received By:	Date/Time
[signature]	3/22/18 1400	JM AL AAL	3/22/18 14:45
JM AL AAL	3/22/18 14:45	[signature]	3/23/18 08:25

Please print clearly, legibly and completely. Samples can not be logged in and turnaround time clock will not start until any ambiguities are resolved. BY EXECUTING THIS COC, THE CLIENT HAS READ AND AGREES TO BE BOUND BY ALPHA'S TERMS & CONDITIONS. (See reverse side.)

Form No: 01-25 HC (rev. 30-Sept-2013)

ANALYTICAL REPORT

Lab Number:	L1810252
Client:	Benchmark & Turnkey Companies 2558 Hamburg Turnpike Suite 300 Buffalo, NY 14218
ATTN:	Chris Boron
Phone:	(716) 856-0599
Project Name:	1111 ELMWOOD AVE.
Project Number:	B0369-018-001-004-00
Report Date:	04/03/18

The original project report/data package is held by Alpha Analytical. This report/data package is paginated and should be reproduced only in its entirety. Alpha Analytical holds no responsibility for results and/or data that are not consistent with the original.

Certifications & Approvals: MA (M-MA086), NH NELAP (2064), NJ NELAP (MA935), CT (PH-0574), IL (200077), ME (MA00086), MD (348), NY (11148), NC (25700/666), PA (68-03671), RI (LAO00065), TX (T104704476), VT (VT-0935), VA (460195), USDA (Permit #P330-14-00197).

Eight Walkup Drive, Westborough, MA 01581-1019
508-898-9220 (Fax) 508-898-9193 800-624-9220 - www.alphalab.com

Project Name: 1111 ELMWOOD AVE.
Project Number: B0369-018-001-004-00

Lab Number: L1810252
Report Date: 04/03/18

Alpha Sample ID	Client ID	Matrix	Sample Location	Collection Date/Time	Receive Date
L1810252-01	B-13	SOIL	BUFFALO	03/26/18 08:38	03/26/18
L1810252-02	BLIND DUP #2	SOIL	BUFFALO	03/26/18 08:48	03/26/18
L1810252-03	B-14	SOIL	BUFFALO	03/26/18 08:45	03/26/18
L1810252-04	B-15	SOIL	BUFFALO	03/26/18 10:34	03/26/18
L1810252-05	SW-10	SOIL	BUFFALO	03/26/18 12:59	03/26/18
L1810252-06	B-16	SOIL	BUFFALO	03/26/18 11:15	03/26/18
L1810252-07	B-17	SOIL	BUFFALO	03/26/18 15:10	03/26/18
L1810252-08	B-18	SOIL	BUFFALO	03/27/18 09:48	03/27/18
L1810252-09	B-19	SOIL	BUFFALO	03/27/18 15:20	03/27/18

Project Name:	1111 ELMWOOD AVE.	**Lab Number:**	L1810252
Project Number:	B0369-018-001-004-00	**Report Date:**	04/03/18

Case Narrative

The samples were received in accordance with the Chain of Custody and no significant deviations were encountered during the preparation or analysis unless otherwise noted. Sample Receipt, Container Information, and the Chain of Custody are located at the back of the report.

Results contained within this report relate only to the samples submitted under this Alpha Lab Number and meet NELAP requirements for all NELAP accredited parameters unless otherwise noted in the following narrative. The data presented in this report is organized by parameter (i.e. VOC, SVOC, etc.). Sample specific Quality Control data (i.e. Surrogate Spike Recovery) is reported at the end of the target analyte list for each individual sample, followed by the Laboratory Batch Quality Control at the end of each parameter. Tentatively Identified Compounds (TICs), if requested, are reported for compounds identified to be present and are not part of the method/program Target Compound List, even if only a subset of the TCL are being reported. If a sample was re-analyzed or re-extracted due to a required quality control corrective action and if both sets of data are reported, the Laboratory ID of the re-analysis or re-extraction is designated with an "R" or "RE", respectively. When multiple Batch Quality Control elements are reported (e.g. more than one LCS), the associated samples for each element are noted in the grey shaded header line of each data table. Any Laboratory Batch, Sample Specific % recovery or RPD value that is outside the listed Acceptance Criteria is bolded in the report. All specific QC information is also incorporated in the Data Usability format of our Data Merger tool where it can be reviewed along with any associated usability implications. Soil/sediments, solids and tissues are reported on a dry weight basis unless otherwise noted. Definitions of all data qualifiers and acronyms used in this report are provided in the Glossary located at the back of the report.

In reference to questions H (CAM) or 4 (RCP) when "NO" is checked, the performance criteria for CAM and RCP methods allow for some quality control failures to occur and still be within method compliance. In these instances the specific failure is not narrated but noted in the associated QC table. The information is also incorporated in the Data Usability format of our Data Merger tool where it can be reviewed along with any associated usability implications.

Please see the associated ADEx data file for a comparison of laboratory reporting limits that were achieved with the regulatory Numerical Standards requested on the Chain of Custody.

HOLD POLICY
For samples submitted on hold, Alpha's policy is to hold samples (with the exception of Air canisters) free of charge for 21 calendar days from the date the project is completed. After 21 calendar days, we will dispose of all samples submitted including those put on hold unless you have contacted your Client Service Representative and made arrangements for Alpha to continue to hold the samples. Air canisters will be disposed after 3 business days from the date the project is completed.

Please contact Client Services at 800-624-9220 with any questions.

Project Name: 1111 ELMWOOD AVE. **Lab Number:** L1810252
Project Number: B0369-018-001-004-00 **Report Date:** 04/03/18

Case Narrative (continued)

Report Submission

All non-detect (ND) or estimated concentrations (J-qualified) have been quantitated to the limit noted in the MDL column.

Semivolatile Organics

The WG1101302-5 MSD recoveries, performed on L1810252-04, are below the acceptance criteria for hexachlorocyclopentadiene (0%), 2,4-dinitrophenol (0%), and 4,6-dinitro-o-cresol (0%) due to the concentration of this compound falling below the reported detection limit.

Total Metals

L1810252-01 through -09: The sample has elevated detection limits for all elements, with the exception of mercury, due to the dilution required by matrix interferences encountered during analysis.

The WG1100747-3 MS recovery, performed on L1810252-04, is outside the acceptance criteria for mercury (122%). A post digestion spike was performed and was within acceptance criteria.

The WG1100972-3/-4 MS/MSD recoveries for aluminum (279%/548%), calcium (1740%/0%), iron (0%/564%), magnesium (1140%/34%), and manganese (68%/72%), performed on L1810252-04, do not apply because the sample concentrations are greater than four times the spike amounts added. The MS/MSD RPDs are above the acceptance criteria for calcium (23%) and magnesium (35%).

The WG1100972-3/-4 MS/MSD recoveries, performed on L1810252-04, are outside the acceptance criteria for potassium (130%/140%), thallium (71%/74%), and zinc (MS 67%). A post digestion spike was performed and yielded unacceptable recoveries for thallium (76%) and zinc (79%); all other compounds were within acceptance criteria. This has been attributed to sample matrix.

The WG1101385-3 MS recoveries for aluminum (423%), calcium (229%), iron (457%), and magnesium (137%), performed on L1810252-08, do not apply because the sample concentrations are greater than four times the spike amounts added.

The WG1101385-3 MS recoveries, performed on L1810252-08, are outside the acceptance criteria for antimony (72%), nickel (73%), and zinc (73%). A post digestion spike was performed and yielded unacceptable recoveries for antimony (74%), nickel (61%), and zinc (60%). This has been attributed to sample matrix.

I, the undersigned, attest under the pains and penalties of perjury that, to the best of my knowledge and belief and based upon my personal inquiry of those responsible for providing the information contained in this analytical report, such information is accurate and complete. This certificate of analysis is not complete unless this page accompanies any and all pages of this report.

Authorized Signature: Kelly Stenstrom

Title: Technical Director/Representative Date: 04/03/18

ORGANICS

SEMIVOLATILES

Project Name: 1111 ELMWOOD AVE.
Project Number: B0369-018-001-004-00
Lab Number: L1810252
Report Date: 04/03/18

SAMPLE RESULTS

Lab ID: L1810252-01
Client ID: B-13
Sample Location: BUFFALO

Date Collected: 03/26/18 08:38
Date Received: 03/26/18
Field Prep: Not Specified

Sample Depth:
Matrix: Soil
Analytical Method: 1,8270D
Analytical Date: 03/31/18 01:10
Analyst: TT
Percent Solids: 84%

Extraction Method: EPA 3546
Extraction Date: 03/28/18 13:53

Parameter	Result	Qualifier	Units	RL	MDL	Dilution Factor
Semivolatile Organics by GC/MS - Westborough Lab						
Acenaphthene	ND		ug/kg	160	20.	1
Hexachlorobenzene	ND		ug/kg	120	22.	1
Bis(2-chloroethyl)ether	ND		ug/kg	170	26.	1
2-Chloronaphthalene	ND		ug/kg	190	19.	1
3,3'-Dichlorobenzidine	ND		ug/kg	190	52.	1
2,4-Dinitrotoluene	ND		ug/kg	190	39.	1
2,6-Dinitrotoluene	ND		ug/kg	190	33.	1
Fluoranthene	ND		ug/kg	120	22.	1
4-Chlorophenyl phenyl ether	ND		ug/kg	190	21.	1
4-Bromophenyl phenyl ether	ND		ug/kg	190	30.	1
Bis(2-chloroisopropyl)ether	ND		ug/kg	230	33.	1
Bis(2-chloroethoxy)methane	ND		ug/kg	210	19.	1
Hexachlorobutadiene	ND		ug/kg	190	28.	1
Hexachlorocyclopentadiene	ND		ug/kg	550	180	1
Hexachloroethane	ND		ug/kg	160	31.	1
Isophorone	ND		ug/kg	170	25.	1
Naphthalene	ND		ug/kg	190	24.	1
Nitrobenzene	ND		ug/kg	170	29.	1
NDPA/DPA	ND		ug/kg	160	22.	1
n-Nitrosodi-n-propylamine	ND		ug/kg	190	30.	1
Bis(2-ethylhexyl)phthalate	ND		ug/kg	190	67.	1
Butyl benzyl phthalate	ND		ug/kg	190	49.	1
Di-n-butylphthalate	ND		ug/kg	190	37.	1
Di-n-octylphthalate	ND		ug/kg	190	66.	1
Diethyl phthalate	ND		ug/kg	190	18.	1
Dimethyl phthalate	ND		ug/kg	190	41.	1
Benzo(a)anthracene	ND		ug/kg	120	22.	1
Benzo(a)pyrene	ND		ug/kg	160	47.	1

Project Name: 1111 ELMWOOD AVE. **Lab Number:** L1810252

Project Number: B0369-018-001-004-00 **Report Date:** 04/03/18

SAMPLE RESULTS

Lab ID: L1810252-01 Date Collected: 03/26/18 08:38
Client ID: B-13 Date Received: 03/26/18
Sample Location: BUFFALO Field Prep: Not Specified

Sample Depth:

Parameter	Result	Qualifier	Units	RL	MDL	Dilution Factor
Semivolatile Organics by GC/MS - Westborough Lab						
Benzo(b)fluoranthene	ND		ug/kg	120	33.	1
Benzo(k)fluoranthene	ND		ug/kg	120	31.	1
Chrysene	ND		ug/kg	120	20.	1
Acenaphthylene	ND		ug/kg	160	30.	1
Anthracene	ND		ug/kg	120	38.	1
Benzo(ghi)perylene	ND		ug/kg	160	23.	1
Fluorene	ND		ug/kg	190	19.	1
Phenanthrene	ND		ug/kg	120	24.	1
Dibenzo(a,h)anthracene	ND		ug/kg	120	22.	1
Indeno(1,2,3-cd)pyrene	ND		ug/kg	160	27.	1
Pyrene	ND		ug/kg	120	19.	1
Biphenyl	ND		ug/kg	440	45.	1
4-Chloroaniline	ND		ug/kg	190	35.	1
2-Nitroaniline	ND		ug/kg	190	37.	1
3-Nitroaniline	ND		ug/kg	190	36.	1
4-Nitroaniline	ND		ug/kg	190	80.	1
Dibenzofuran	ND		ug/kg	190	18.	1
2-Methylnaphthalene	ND		ug/kg	230	23.	1
1,2,4,5-Tetrachlorobenzene	ND		ug/kg	190	20.	1
Acetophenone	ND		ug/kg	190	24.	1
2,4,6-Trichlorophenol	ND		ug/kg	120	37.	1
p-Chloro-m-cresol	ND		ug/kg	190	29.	1
2-Chlorophenol	ND		ug/kg	190	23.	1
2,4-Dichlorophenol	ND		ug/kg	170	31.	1
2,4-Dimethylphenol	ND		ug/kg	190	64.	1
2-Nitrophenol	ND		ug/kg	420	73.	1
4-Nitrophenol	ND		ug/kg	270	79.	1
2,4-Dinitrophenol	ND		ug/kg	930	90.	1
4,6-Dinitro-o-cresol	ND		ug/kg	500	93.	1
Pentachlorophenol	ND		ug/kg	160	43.	1
Phenol	ND		ug/kg	190	29.	1
2-Methylphenol	ND		ug/kg	190	30.	1
3-Methylphenol/4-Methylphenol	ND		ug/kg	280	30.	1
2,4,5-Trichlorophenol	ND		ug/kg	190	37.	1
Carbazole	ND		ug/kg	190	19.	1
Atrazine	ND		ug/kg	160	68.	1
Benzaldehyde	ND		ug/kg	260	52.	1

Project Name: 1111 ELMWOOD AVE. **Lab Number:** L1810252

Project Number: B0369-018-001-004-00 **Report Date:** 04/03/18

SAMPLE RESULTS

Lab ID: L1810252-01 Date Collected: 03/26/18 08:38

Client ID: B-13 Date Received: 03/26/18

Sample Location: BUFFALO Field Prep: Not Specified

Sample Depth:

Parameter	Result	Qualifier	Units	RL	MDL	Dilution Factor
Semivolatile Organics by GC/MS - Westborough Lab						
Caprolactam	ND		ug/kg	190	59.	1
2,3,4,6-Tetrachlorophenol	ND		ug/kg	190	39.	1

Surrogate	% Recovery	Qualifier	Acceptance Criteria
2-Fluorophenol	64		25-120
Phenol-d6	69		10-120
Nitrobenzene-d5	63		23-120
2-Fluorobiphenyl	68		30-120
2,4,6-Tribromophenol	80		10-136
4-Terphenyl-d14	85		18-120

Project Name: 1111 ELMWOOD AVE.
Project Number: B0369-018-001-004-00
Lab Number: L1810252
Report Date: 04/03/18

SAMPLE RESULTS

Lab ID: L1810252-02
Client ID: BLIND DUP #2
Sample Location: BUFFALO

Date Collected: 03/26/18 08:48
Date Received: 03/26/18
Field Prep: Not Specified

Sample Depth:
Matrix: Soil
Analytical Method: 1,8270D
Analytical Date: 03/31/18 01:36
Analyst: TT
Percent Solids: 88%

Extraction Method: EPA 3546
Extraction Date: 03/28/18 13:53

Parameter	Result	Qualifier	Units	RL	MDL	Dilution Factor
Semivolatile Organics by GC/MS - Westborough Lab						
Acenaphthene	ND		ug/kg	150	19.	1
Hexachlorobenzene	ND		ug/kg	110	21.	1
Bis(2-chloroethyl)ether	ND		ug/kg	170	25.	1
2-Chloronaphthalene	ND		ug/kg	190	18.	1
3,3'-Dichlorobenzidine	ND		ug/kg	190	50.	1
2,4-Dinitrotoluene	ND		ug/kg	190	37.	1
2,6-Dinitrotoluene	ND		ug/kg	190	32.	1
Fluoranthene	ND		ug/kg	110	21.	1
4-Chlorophenyl phenyl ether	ND		ug/kg	190	20.	1
4-Bromophenyl phenyl ether	ND		ug/kg	190	28.	1
Bis(2-chloroisopropyl)ether	ND		ug/kg	220	32.	1
Bis(2-chloroethoxy)methane	ND		ug/kg	200	19.	1
Hexachlorobutadiene	ND		ug/kg	190	27.	1
Hexachlorocyclopentadiene	ND		ug/kg	530	170	1
Hexachloroethane	ND		ug/kg	150	30.	1
Isophorone	ND		ug/kg	170	24.	1
Naphthalene	ND		ug/kg	190	23.	1
Nitrobenzene	ND		ug/kg	170	28.	1
NDPA/DPA	ND		ug/kg	150	21.	1
n-Nitrosodi-n-propylamine	ND		ug/kg	190	29.	1
Bis(2-ethylhexyl)phthalate	ND		ug/kg	190	65.	1
Butyl benzyl phthalate	ND		ug/kg	190	47.	1
Di-n-butylphthalate	ND		ug/kg	190	35.	1
Di-n-octylphthalate	ND		ug/kg	190	64.	1
Diethyl phthalate	ND		ug/kg	190	17.	1
Dimethyl phthalate	ND		ug/kg	190	39.	1
Benzo(a)anthracene	ND		ug/kg	110	21.	1
Benzo(a)pyrene	ND		ug/kg	150	46.	1

Project Name: 1111 ELMWOOD AVE. **Lab Number:** L1810252

Project Number: B0369-018-001-004-00 **Report Date:** 04/03/18

SAMPLE RESULTS

Lab ID: L1810252-02 Date Collected: 03/26/18 08:48

Client ID: BLIND DUP #2 Date Received: 03/26/18

Sample Location: BUFFALO Field Prep: Not Specified

Sample Depth:

Parameter	Result	Qualifier	Units	RL	MDL	Dilution Factor
Semivolatile Organics by GC/MS - Westborough Lab						
Benzo(b)fluoranthene	ND		ug/kg	110	31.	1
Benzo(k)fluoranthene	ND		ug/kg	110	30.	1
Chrysene	ND		ug/kg	110	19.	1
Acenaphthylene	ND		ug/kg	150	29.	1
Anthracene	ND		ug/kg	110	36.	1
Benzo(ghi)perylene	ND		ug/kg	150	22.	1
Fluorene	ND		ug/kg	190	18.	1
Phenanthrene	ND		ug/kg	110	23.	1
Dibenzo(a,h)anthracene	ND		ug/kg	110	22.	1
Indeno(1,2,3-cd)pyrene	ND		ug/kg	150	26.	1
Pyrene	ND		ug/kg	110	18.	1
Biphenyl	ND		ug/kg	420	43.	1
4-Chloroaniline	ND		ug/kg	190	34.	1
2-Nitroaniline	ND		ug/kg	190	36.	1
3-Nitroaniline	ND		ug/kg	190	35.	1
4-Nitroaniline	ND		ug/kg	190	77.	1
Dibenzofuran	ND		ug/kg	190	18.	1
2-Methylnaphthalene	ND		ug/kg	220	22.	1
1,2,4,5-Tetrachlorobenzene	ND		ug/kg	190	20.	1
Acetophenone	ND		ug/kg	190	23.	1
2,4,6-Trichlorophenol	ND		ug/kg	110	35.	1
p-Chloro-m-cresol	ND		ug/kg	190	28.	1
2-Chlorophenol	ND		ug/kg	190	22.	1
2,4-Dichlorophenol	ND		ug/kg	170	30.	1
2,4-Dimethylphenol	ND		ug/kg	190	62.	1
2-Nitrophenol	ND		ug/kg	400	70.	1
4-Nitrophenol	ND		ug/kg	260	76.	1
2,4-Dinitrophenol	ND		ug/kg	900	87.	1
4,6-Dinitro-o-cresol	ND		ug/kg	480	90.	1
Pentachlorophenol	ND		ug/kg	150	41.	1
Phenol	ND		ug/kg	190	28.	1
2-Methylphenol	ND		ug/kg	190	29.	1
3-Methylphenol/4-Methylphenol	ND		ug/kg	270	29.	1
2,4,5-Trichlorophenol	ND		ug/kg	190	36.	1
Carbazole	ND		ug/kg	190	18.	1
Atrazine	ND		ug/kg	150	65.	1
Benzaldehyde	ND		ug/kg	250	50.	1

Project Name: 1111 ELMWOOD AVE. **Lab Number:** L1810252

Project Number: B0369-018-001-004-00 **Report Date:** 04/03/18

SAMPLE RESULTS

Lab ID: L1810252-02 Date Collected: 03/26/18 08:48

Client ID: BLIND DUP #2 Date Received: 03/26/18

Sample Location: BUFFALO Field Prep: Not Specified

Sample Depth:

Parameter	Result	Qualifier	Units	RL	MDL	Dilution Factor
Semivolatile Organics by GC/MS - Westborough Lab						
Caprolactam	ND		ug/kg	190	57.	1
2,3,4,6-Tetrachlorophenol	ND		ug/kg	190	38.	1

Surrogate	% Recovery	Qualifier	Acceptance Criteria
2-Fluorophenol	95		25-120
Phenol-d6	99		10-120
Nitrobenzene-d5	93		23-120
2-Fluorobiphenyl	98		30-120
2,4,6-Tribromophenol	84		10-136
4-Terphenyl-d14	82		18-120

Project Name: 1111 ELMWOOD AVE.
Project Number: B0369-018-001-004-00
Lab Number: L1810252
Report Date: 04/03/18

SAMPLE RESULTS

Lab ID: L1810252-03
Client ID: B-14
Sample Location: BUFFALO

Date Collected: 03/26/18 08:45
Date Received: 03/26/18
Field Prep: Not Specified

Sample Depth:
Matrix: Soil
Analytical Method: 1,8270D
Analytical Date: 03/31/18 02:02
Analyst: TT
Percent Solids: 87%

Extraction Method: EPA 3546
Extraction Date: 03/28/18 13:53

Parameter	Result	Qualifier	Units	RL	MDL	Dilution Factor
Semivolatile Organics by GC/MS - Westborough Lab						
Acenaphthene	ND		ug/kg	150	20.	1
Hexachlorobenzene	ND		ug/kg	110	21.	1
Bis(2-chloroethyl)ether	ND		ug/kg	170	26.	1
2-Chloronaphthalene	ND		ug/kg	190	19.	1
3,3'-Dichlorobenzidine	ND		ug/kg	190	51.	1
2,4-Dinitrotoluene	ND		ug/kg	190	38.	1
2,6-Dinitrotoluene	ND		ug/kg	190	33.	1
Fluoranthene	ND		ug/kg	110	22.	1
4-Chlorophenyl phenyl ether	ND		ug/kg	190	20.	1
4-Bromophenyl phenyl ether	ND		ug/kg	190	29.	1
Bis(2-chloroisopropyl)ether	ND		ug/kg	230	32.	1
Bis(2-chloroethoxy)methane	ND		ug/kg	200	19.	1
Hexachlorobutadiene	ND		ug/kg	190	28.	1
Hexachlorocyclopentadiene	ND		ug/kg	540	170	1
Hexachloroethane	ND		ug/kg	150	31.	1
Isophorone	ND		ug/kg	170	25.	1
Naphthalene	ND		ug/kg	190	23.	1
Nitrobenzene	ND		ug/kg	170	28.	1
NDPA/DPA	ND		ug/kg	150	22.	1
n-Nitrosodi-n-propylamine	ND		ug/kg	190	29.	1
Bis(2-ethylhexyl)phthalate	ND		ug/kg	190	66.	1
Butyl benzyl phthalate	ND		ug/kg	190	48.	1
Di-n-butylphthalate	ND		ug/kg	190	36.	1
Di-n-octylphthalate	ND		ug/kg	190	65.	1
Diethyl phthalate	ND		ug/kg	190	18.	1
Dimethyl phthalate	ND		ug/kg	190	40.	1
Benzo(a)anthracene	ND		ug/kg	110	21.	1
Benzo(a)pyrene	ND		ug/kg	150	46.	1

Project Name: 1111 ELMWOOD AVE. **Lab Number:** L1810252

Project Number: B0369-018-001-004-00 **Report Date:** 04/03/18

SAMPLE RESULTS

Lab ID: L1810252-03 Date Collected: 03/26/18 08:45

Client ID: B-14 Date Received: 03/26/18

Sample Location: BUFFALO Field Prep: Not Specified

Sample Depth:

Parameter	Result	Qualifier	Units	RL	MDL	Dilution Factor
Semivolatile Organics by GC/MS - Westborough Lab						
Benzo(b)fluoranthene	ND		ug/kg	110	32.	1
Benzo(k)fluoranthene	ND		ug/kg	110	30.	1
Chrysene	ND		ug/kg	110	20.	1
Acenaphthylene	ND		ug/kg	150	29.	1
Anthracene	ND		ug/kg	110	37.	1
Benzo(ghi)perylene	ND		ug/kg	150	22.	1
Fluorene	ND		ug/kg	190	18.	1
Phenanthrene	ND		ug/kg	110	23.	1
Dibenzo(a,h)anthracene	ND		ug/kg	110	22.	1
Indeno(1,2,3-cd)pyrene	ND		ug/kg	150	26.	1
Pyrene	ND		ug/kg	110	19.	1
Biphenyl	ND		ug/kg	430	44.	1
4-Chloroaniline	ND		ug/kg	190	35.	1
2-Nitroaniline	ND		ug/kg	190	37.	1
3-Nitroaniline	ND		ug/kg	190	36.	1
4-Nitroaniline	ND		ug/kg	190	79.	1
Dibenzofuran	ND		ug/kg	190	18.	1
2-Methylnaphthalene	ND		ug/kg	230	23.	1
1,2,4,5-Tetrachlorobenzene	ND		ug/kg	190	20.	1
Acetophenone	ND		ug/kg	190	24.	1
2,4,6-Trichlorophenol	ND		ug/kg	110	36.	1
p-Chloro-m-cresol	ND		ug/kg	190	28.	1
2-Chlorophenol	ND		ug/kg	190	22.	1
2,4-Dichlorophenol	ND		ug/kg	170	31.	1
2,4-Dimethylphenol	ND		ug/kg	190	63.	1
2-Nitrophenol	ND		ug/kg	410	72.	1
4-Nitrophenol	ND		ug/kg	270	78.	1
2,4-Dinitrophenol	ND		ug/kg	910	89.	1
4,6-Dinitro-o-cresol	ND		ug/kg	500	91.	1
Pentachlorophenol	ND		ug/kg	150	42.	1
Phenol	ND		ug/kg	190	29.	1
2-Methylphenol	ND		ug/kg	190	30.	1
3-Methylphenol/4-Methylphenol	ND		ug/kg	270	30.	1
2,4,5-Trichlorophenol	ND		ug/kg	190	36.	1
Carbazole	ND		ug/kg	190	18.	1
Atrazine	ND		ug/kg	150	67.	1
Benzaldehyde	ND		ug/kg	250	51.	1

Project Name: 1111 ELMWOOD AVE. **Lab Number:** L1810252

Project Number: B0369-018-001-004-00 **Report Date:** 04/03/18

SAMPLE RESULTS

Lab ID: L1810252-03 Date Collected: 03/26/18 08:45

Client ID: B-14 Date Received: 03/26/18

Sample Location: BUFFALO Field Prep: Not Specified

Sample Depth:

Parameter	Result	Qualifier	Units	RL	MDL	Dilution Factor
Semivolatile Organics by GC/MS - Westborough Lab						
Caprolactam	ND		ug/kg	190	58.	1
2,3,4,6-Tetrachlorophenol	ND		ug/kg	190	38.	1

Surrogate	% Recovery	Qualifier	Acceptance Criteria
2-Fluorophenol	97		25-120
Phenol-d6	103		10-120
Nitrobenzene-d5	95		23-120
2-Fluorobiphenyl	95		30-120
2,4,6-Tribromophenol	82		10-136
4-Terphenyl-d14	72		18-120

Project Name: 1111 ELMWOOD AVE.
Project Number: B0369-018-001-004-00
Lab Number: L1810252
Report Date: 04/03/18

SAMPLE RESULTS

Lab ID: L1810252-04
Client ID: B-15
Sample Location: BUFFALO

Date Collected: 03/26/18 10:34
Date Received: 03/26/18
Field Prep: Not Specified

Sample Depth:
Matrix: Soil
Analytical Method: 1,8270D
Analytical Date: 03/31/18 09:53
Analyst: TT
Percent Solids: 89%

Extraction Method: EPA 3546
Extraction Date: 03/28/18 13:53

Parameter	Result	Qualifier	Units	RL	MDL	Dilution Factor
Semivolatile Organics by GC/MS - Westborough Lab						
Acenaphthene	ND		ug/kg	150	19.	1
Hexachlorobenzene	ND		ug/kg	110	21.	1
Bis(2-chloroethyl)ether	ND		ug/kg	170	25.	1
2-Chloronaphthalene	ND		ug/kg	190	18.	1
3,3'-Dichlorobenzidine	ND		ug/kg	190	50.	1
2,4-Dinitrotoluene	ND		ug/kg	190	37.	1
2,6-Dinitrotoluene	ND		ug/kg	190	32.	1
Fluoranthene	ND		ug/kg	110	21.	1
4-Chlorophenyl phenyl ether	ND		ug/kg	190	20.	1
4-Bromophenyl phenyl ether	ND		ug/kg	190	28.	1
Bis(2-chloroisopropyl)ether	ND		ug/kg	220	32.	1
Bis(2-chloroethoxy)methane	ND		ug/kg	200	19.	1
Hexachlorobutadiene	ND		ug/kg	190	27.	1
Hexachlorocyclopentadiene	ND		ug/kg	530	170	1
Hexachloroethane	ND		ug/kg	150	30.	1
Isophorone	ND		ug/kg	170	24.	1
Naphthalene	ND		ug/kg	190	23.	1
Nitrobenzene	ND		ug/kg	170	28.	1
NDPA/DPA	ND		ug/kg	150	21.	1
n-Nitrosodi-n-propylamine	ND		ug/kg	190	29.	1
Bis(2-ethylhexyl)phthalate	ND		ug/kg	190	64.	1
Butyl benzyl phthalate	ND		ug/kg	190	47.	1
Di-n-butylphthalate	ND		ug/kg	190	35.	1
Di-n-octylphthalate	ND		ug/kg	190	63.	1
Diethyl phthalate	ND		ug/kg	190	17.	1
Dimethyl phthalate	ND		ug/kg	190	39.	1
Benzo(a)anthracene	ND		ug/kg	110	21.	1
Benzo(a)pyrene	ND		ug/kg	150	45.	1

Project Name: 1111 ELMWOOD AVE. **Lab Number:** L1810252

Project Number: B0369-018-001-004-00 **Report Date:** 04/03/18

SAMPLE RESULTS

Lab ID: L1810252-04 Date Collected: 03/26/18 10:34

Client ID: B-15 Date Received: 03/26/18

Sample Location: BUFFALO Field Prep: Not Specified

Sample Depth:

Parameter	Result	Qualifier	Units	RL	MDL	Dilution Factor
Semivolatile Organics by GC/MS - Westborough Lab						
Benzo(b)fluoranthene	ND		ug/kg	110	31.	1
Benzo(k)fluoranthene	ND		ug/kg	110	30.	1
Chrysene	ND		ug/kg	110	19.	1
Acenaphthylene	ND		ug/kg	150	29.	1
Anthracene	ND		ug/kg	110	36.	1
Benzo(ghi)perylene	ND		ug/kg	150	22.	1
Fluorene	ND		ug/kg	190	18.	1
Phenanthrene	ND		ug/kg	110	23.	1
Dibenzo(a,h)anthracene	ND		ug/kg	110	22.	1
Indeno(1,2,3-cd)pyrene	ND		ug/kg	150	26.	1
Pyrene	ND		ug/kg	110	18.	1
Biphenyl	ND		ug/kg	420	43.	1
4-Chloroaniline	ND		ug/kg	190	34.	1
2-Nitroaniline	ND		ug/kg	190	36.	1
3-Nitroaniline	ND		ug/kg	190	35.	1
4-Nitroaniline	ND		ug/kg	190	77.	1
Dibenzofuran	ND		ug/kg	190	18.	1
2-Methylnaphthalene	ND		ug/kg	220	22.	1
1,2,4,5-Tetrachlorobenzene	ND		ug/kg	190	19.	1
Acetophenone	ND		ug/kg	190	23.	1
2,4,6-Trichlorophenol	ND		ug/kg	110	35.	1
p-Chloro-m-cresol	ND		ug/kg	190	28.	1
2-Chlorophenol	ND		ug/kg	190	22.	1
2,4-Dichlorophenol	ND		ug/kg	170	30.	1
2,4-Dimethylphenol	ND		ug/kg	190	61.	1
2-Nitrophenol	ND		ug/kg	400	70.	1
4-Nitrophenol	ND		ug/kg	260	76.	1
2,4-Dinitrophenol	ND		ug/kg	890	87.	1
4,6-Dinitro-o-cresol	ND		ug/kg	480	89.	1
Pentachlorophenol	ND		ug/kg	150	41.	1
Phenol	ND		ug/kg	190	28.	1
2-Methylphenol	ND		ug/kg	190	29.	1
3-Methylphenol/4-Methylphenol	ND		ug/kg	270	29.	1
2,4,5-Trichlorophenol	ND		ug/kg	190	36.	1
Carbazole	ND		ug/kg	190	18.	1
Atrazine	ND		ug/kg	150	65.	1
Benzaldehyde	ND		ug/kg	240	50.	1

Project Name: 1111 ELMWOOD AVE. **Lab Number:** L1810252

Project Number: B0369-018-001-004-00 **Report Date:** 04/03/18

SAMPLE RESULTS

Lab ID: L1810252-04 Date Collected: 03/26/18 10:34

Client ID: B-15 Date Received: 03/26/18

Sample Location: BUFFALO Field Prep: Not Specified

Sample Depth:

Parameter	Result	Qualifier	Units	RL	MDL	Dilution Factor
Semivolatile Organics by GC/MS - Westborough Lab						
Caprolactam	ND		ug/kg	190	56.	1
2,3,4,6-Tetrachlorophenol	ND		ug/kg	190	38.	1

Surrogate	% Recovery	Qualifier	Acceptance Criteria
2-Fluorophenol	73		25-120
Phenol-d6	78		10-120
Nitrobenzene-d5	67		23-120
2-Fluorobiphenyl	75		30-120
2,4,6-Tribromophenol	81		10-136
4-Terphenyl-d14	75		18-120

Project Name: 1111 ELMWOOD AVE.
Project Number: B0369-018-001-004-00
Lab Number: L1810252
Report Date: 04/03/18

SAMPLE RESULTS

Lab ID: L1810252-05
Client ID: SW-10
Sample Location: BUFFALO

Date Collected: 03/26/18 12:59
Date Received: 03/26/18
Field Prep: Not Specified

Sample Depth:
Matrix: Soil
Analytical Method: 1,8270D
Analytical Date: 03/31/18 04:13
Analyst: TT
Percent Solids: 93%

Extraction Method: EPA 3546
Extraction Date: 03/28/18 13:53

Parameter	Result	Qualifier	Units	RL	MDL	Dilution Factor
Semivolatile Organics by GC/MS - Westborough Lab						
Acenaphthene	ND		ug/kg	140	18.	1
Hexachlorobenzene	ND		ug/kg	100	20.	1
Bis(2-chloroethyl)ether	ND		ug/kg	160	24.	1
2-Chloronaphthalene	ND		ug/kg	180	17.	1
3,3'-Dichlorobenzidine	ND		ug/kg	180	47.	1
2,4-Dinitrotoluene	ND		ug/kg	180	35.	1
2,6-Dinitrotoluene	ND		ug/kg	180	30.	1
Fluoranthene	ND		ug/kg	100	20.	1
4-Chlorophenyl phenyl ether	ND		ug/kg	180	19.	1
4-Bromophenyl phenyl ether	ND		ug/kg	180	27.	1
Bis(2-chloroisopropyl)ether	ND		ug/kg	210	30.	1
Bis(2-chloroethoxy)methane	ND		ug/kg	190	18.	1
Hexachlorobutadiene	ND		ug/kg	180	26.	1
Hexachlorocyclopentadiene	ND		ug/kg	500	160	1
Hexachloroethane	ND		ug/kg	140	28.	1
Isophorone	ND		ug/kg	160	23.	1
Naphthalene	ND		ug/kg	180	21.	1
Nitrobenzene	ND		ug/kg	160	26.	1
NDPA/DPA	ND		ug/kg	140	20.	1
n-Nitrosodi-n-propylamine	ND		ug/kg	180	27.	1
Bis(2-ethylhexyl)phthalate	ND		ug/kg	180	61.	1
Butyl benzyl phthalate	ND		ug/kg	180	44.	1
Di-n-butylphthalate	ND		ug/kg	180	33.	1
Di-n-octylphthalate	ND		ug/kg	180	60.	1
Diethyl phthalate	ND		ug/kg	180	16.	1
Dimethyl phthalate	ND		ug/kg	180	37.	1
Benzo(a)anthracene	ND		ug/kg	100	20.	1
Benzo(a)pyrene	ND		ug/kg	140	43.	1

Project Name: 1111 ELMWOOD AVE. **Lab Number:** L1810252

Project Number: B0369-018-001-004-00 **Report Date:** 04/03/18

SAMPLE RESULTS

Lab ID: L1810252-05 Date Collected: 03/26/18 12:59

Client ID: SW-10 Date Received: 03/26/18

Sample Location: BUFFALO Field Prep: Not Specified

Sample Depth:

Parameter	Result	Qualifier	Units	RL	MDL	Dilution Factor
Semivolatile Organics by GC/MS - Westborough Lab						
Benzo(b)fluoranthene	ND		ug/kg	100	30.	1
Benzo(k)fluoranthene	ND		ug/kg	100	28.	1
Chrysene	ND		ug/kg	100	18.	1
Acenaphthylene	ND		ug/kg	140	27.	1
Anthracene	ND		ug/kg	100	34.	1
Benzo(ghi)perylene	ND		ug/kg	140	21.	1
Fluorene	ND		ug/kg	180	17.	1
Phenanthrene	ND		ug/kg	100	21.	1
Dibenzo(a,h)anthracene	ND		ug/kg	100	20.	1
Indeno(1,2,3-cd)pyrene	ND		ug/kg	140	24.	1
Pyrene	ND		ug/kg	100	17.	1
Biphenyl	ND		ug/kg	400	41.	1
4-Chloroaniline	ND		ug/kg	180	32.	1
2-Nitroaniline	ND		ug/kg	180	34.	1
3-Nitroaniline	ND		ug/kg	180	33.	1
4-Nitroaniline	ND		ug/kg	180	73.	1
Dibenzofuran	ND		ug/kg	180	17.	1
2-Methylnaphthalene	ND		ug/kg	210	21.	1
1,2,4,5-Tetrachlorobenzene	ND		ug/kg	180	18.	1
Acetophenone	ND		ug/kg	180	22.	1
2,4,6-Trichlorophenol	ND		ug/kg	100	33.	1
p-Chloro-m-cresol	ND		ug/kg	180	26.	1
2-Chlorophenol	ND		ug/kg	180	21.	1
2,4-Dichlorophenol	ND		ug/kg	160	28.	1
2,4-Dimethylphenol	ND		ug/kg	180	58.	1
2-Nitrophenol	ND		ug/kg	380	66.	1
4-Nitrophenol	ND		ug/kg	250	72.	1
2,4-Dinitrophenol	ND		ug/kg	840	82.	1
4,6-Dinitro-o-cresol	ND		ug/kg	460	84.	1
Pentachlorophenol	ND		ug/kg	140	39.	1
Phenol	ND		ug/kg	180	26.	1
2-Methylphenol	ND		ug/kg	180	27.	1
3-Methylphenol/4-Methylphenol	ND		ug/kg	250	28.	1
2,4,5-Trichlorophenol	ND		ug/kg	180	34.	1
Carbazole	ND		ug/kg	180	17.	1
Atrazine	ND		ug/kg	140	62.	1
Benzaldehyde	ND		ug/kg	230	47.	1

Project Name: 1111 ELMWOOD AVE. **Lab Number:** L1810252

Project Number: B0369-018-001-004-00 **Report Date:** 04/03/18

SAMPLE RESULTS

Lab ID: L1810252-05 Date Collected: 03/26/18 12:59

Client ID: SW-10 Date Received: 03/26/18

Sample Location: BUFFALO Field Prep: Not Specified

Sample Depth:

Parameter	Result	Qualifier	Units	RL	MDL	Dilution Factor
Semivolatile Organics by GC/MS - Westborough Lab						
Caprolactam	ND		ug/kg	180	53.	1
2,3,4,6-Tetrachlorophenol	ND		ug/kg	180	36.	1

Surrogate	% Recovery	Qualifier	Acceptance Criteria
2-Fluorophenol	89		25-120
Phenol-d6	95		10-120
Nitrobenzene-d5	90		23-120
2-Fluorobiphenyl	91		30-120
2,4,6-Tribromophenol	81		10-136
4-Terphenyl-d14	82		18-120

Project Name: 1111 ELMWOOD AVE.
Project Number: B0369-018-001-004-00
Lab Number: L1810252
Report Date: 04/03/18

SAMPLE RESULTS

Lab ID: L1810252-06
Client ID: B-16
Sample Location: BUFFALO

Date Collected: 03/26/18 11:15
Date Received: 03/26/18
Field Prep: Not Specified

Sample Depth:
Matrix: Soil
Analytical Method: 1,8270D
Analytical Date: 03/31/18 02:54
Analyst: TT
Percent Solids: 85%

Extraction Method: EPA 3546
Extraction Date: 03/28/18 13:53

Parameter	Result	Qualifier	Units	RL	MDL	Dilution Factor
Semivolatile Organics by GC/MS - Westborough Lab						
Acenaphthene	ND		ug/kg	150	20.	1
Hexachlorobenzene	ND		ug/kg	120	22.	1
Bis(2-chloroethyl)ether	ND		ug/kg	170	26.	1
2-Chloronaphthalene	ND		ug/kg	190	19.	1
3,3'-Dichlorobenzidine	ND		ug/kg	190	52.	1
2,4-Dinitrotoluene	ND		ug/kg	190	39.	1
2,6-Dinitrotoluene	ND		ug/kg	190	33.	1
Fluoranthene	ND		ug/kg	120	22.	1
4-Chlorophenyl phenyl ether	ND		ug/kg	190	21.	1
4-Bromophenyl phenyl ether	ND		ug/kg	190	30.	1
Bis(2-chloroisopropyl)ether	ND		ug/kg	230	33.	1
Bis(2-chloroethoxy)methane	ND		ug/kg	210	19.	1
Hexachlorobutadiene	ND		ug/kg	190	28.	1
Hexachlorocyclopentadiene	ND		ug/kg	550	180	1
Hexachloroethane	ND		ug/kg	150	31.	1
Isophorone	ND		ug/kg	170	25.	1
Naphthalene	ND		ug/kg	190	24.	1
Nitrobenzene	ND		ug/kg	170	29.	1
NDPA/DPA	ND		ug/kg	150	22.	1
n-Nitrosodi-n-propylamine	ND		ug/kg	190	30.	1
Bis(2-ethylhexyl)phthalate	ND		ug/kg	190	67.	1
Butyl benzyl phthalate	ND		ug/kg	190	49.	1
Di-n-butylphthalate	ND		ug/kg	190	37.	1
Di-n-octylphthalate	ND		ug/kg	190	66.	1
Diethyl phthalate	ND		ug/kg	190	18.	1
Dimethyl phthalate	ND		ug/kg	190	41.	1
Benzo(a)anthracene	ND		ug/kg	120	22.	1
Benzo(a)pyrene	ND		ug/kg	150	47.	1

Project Name: 1111 ELMWOOD AVE. **Lab Number:** L1810252

Project Number: B0369-018-001-004-00 **Report Date:** 04/03/18

SAMPLE RESULTS

Lab ID: L1810252-06 Date Collected: 03/26/18 11:15
Client ID: B-16 Date Received: 03/26/18
Sample Location: BUFFALO Field Prep: Not Specified

Sample Depth:

Parameter	Result	Qualifier	Units	RL	MDL	Dilution Factor
Semivolatile Organics by GC/MS - Westborough Lab						
Benzo(b)fluoranthene	ND		ug/kg	120	33.	1
Benzo(k)fluoranthene	ND		ug/kg	120	31.	1
Chrysene	ND		ug/kg	120	20.	1
Acenaphthylene	ND		ug/kg	150	30.	1
Anthracene	ND		ug/kg	120	38.	1
Benzo(ghi)perylene	ND		ug/kg	150	23.	1
Fluorene	ND		ug/kg	190	19.	1
Phenanthrene	ND		ug/kg	120	24.	1
Dibenzo(a,h)anthracene	ND		ug/kg	120	22.	1
Indeno(1,2,3-cd)pyrene	ND		ug/kg	150	27.	1
Pyrene	ND		ug/kg	120	19.	1
Biphenyl	ND		ug/kg	440	45.	1
4-Chloroaniline	ND		ug/kg	190	35.	1
2-Nitroaniline	ND		ug/kg	190	37.	1
3-Nitroaniline	ND		ug/kg	190	36.	1
4-Nitroaniline	ND		ug/kg	190	80.	1
Dibenzofuran	ND		ug/kg	190	18.	1
2-Methylnaphthalene	ND		ug/kg	230	23.	1
1,2,4,5-Tetrachlorobenzene	ND		ug/kg	190	20.	1
Acetophenone	ND		ug/kg	190	24.	1
2,4,6-Trichlorophenol	ND		ug/kg	120	37.	1
p-Chloro-m-cresol	ND		ug/kg	190	29.	1
2-Chlorophenol	ND		ug/kg	190	23.	1
2,4-Dichlorophenol	ND		ug/kg	170	31.	1
2,4-Dimethylphenol	ND		ug/kg	190	64.	1
2-Nitrophenol	ND		ug/kg	420	73.	1
4-Nitrophenol	ND		ug/kg	270	79.	1
2,4-Dinitrophenol	ND		ug/kg	930	90.	1
4,6-Dinitro-o-cresol	ND		ug/kg	500	93.	1
Pentachlorophenol	ND		ug/kg	150	42.	1
Phenol	ND		ug/kg	190	29.	1
2-Methylphenol	ND		ug/kg	190	30.	1
3-Methylphenol/4-Methylphenol	ND		ug/kg	280	30.	1
2,4,5-Trichlorophenol	ND		ug/kg	190	37.	1
Carbazole	ND		ug/kg	190	19.	1
Atrazine	ND		ug/kg	150	68.	1
Benzaldehyde	ND		ug/kg	260	52.	1

Project Name: 1111 ELMWOOD AVE. **Lab Number:** L1810252

Project Number: B0369-018-001-004-00 **Report Date:** 04/03/18

SAMPLE RESULTS

Lab ID: L1810252-06 Date Collected: 03/26/18 11:15

Client ID: B-16 Date Received: 03/26/18

Sample Location: BUFFALO Field Prep: Not Specified

Sample Depth:

Parameter	Result	Qualifier	Units	RL	MDL	Dilution Factor
Semivolatile Organics by GC/MS - Westborough Lab						
Caprolactam	ND		ug/kg	190	59.	1
2,3,4,6-Tetrachlorophenol	ND		ug/kg	190	39.	1

Surrogate	% Recovery	Qualifier	Acceptance Criteria
2-Fluorophenol	81		25-120
Phenol-d6	88		10-120
Nitrobenzene-d5	87		23-120
2-Fluorobiphenyl	91		30-120
2,4,6-Tribromophenol	77		10-136
4-Terphenyl-d14	81		18-120

Project Name: 1111 ELMWOOD AVE.
Project Number: B0369-018-001-004-00
Lab Number: L1810252
Report Date: 04/03/18

SAMPLE RESULTS

Lab ID: L1810252-07
Client ID: B-17
Sample Location: BUFFALO

Date Collected: 03/26/18 15:10
Date Received: 03/26/18
Field Prep: Not Specified

Sample Depth:
Matrix: Soil
Analytical Method: 1,8270D
Analytical Date: 03/31/18 09:00
Analyst: TT
Percent Solids: 89%

Extraction Method: EPA 3546
Extraction Date: 03/28/18 13:53

Parameter	Result	Qualifier	Units	RL	MDL	Dilution Factor
Semivolatile Organics by GC/MS - Westborough Lab						
Acenaphthene	ND		ug/kg	150	19.	1
Hexachlorobenzene	ND		ug/kg	110	21.	1
Bis(2-chloroethyl)ether	ND		ug/kg	170	25.	1
2-Chloronaphthalene	ND		ug/kg	180	18.	1
3,3'-Dichlorobenzidine	ND		ug/kg	180	49.	1
2,4-Dinitrotoluene	ND		ug/kg	180	37.	1
2,6-Dinitrotoluene	ND		ug/kg	180	32.	1
Fluoranthene	21	J	ug/kg	110	21.	1
4-Chlorophenyl phenyl ether	ND		ug/kg	180	20.	1
4-Bromophenyl phenyl ether	ND		ug/kg	180	28.	1
Bis(2-chloroisopropyl)ether	ND		ug/kg	220	32.	1
Bis(2-chloroethoxy)methane	ND		ug/kg	200	18.	1
Hexachlorobutadiene	ND		ug/kg	180	27.	1
Hexachlorocyclopentadiene	ND		ug/kg	530	170	1
Hexachloroethane	ND		ug/kg	150	30.	1
Isophorone	ND		ug/kg	170	24.	1
Naphthalene	ND		ug/kg	180	22.	1
Nitrobenzene	ND		ug/kg	170	27.	1
NDPA/DPA	ND		ug/kg	150	21.	1
n-Nitrosodi-n-propylamine	ND		ug/kg	180	28.	1
Bis(2-ethylhexyl)phthalate	ND		ug/kg	180	64.	1
Butyl benzyl phthalate	ND		ug/kg	180	47.	1
Di-n-butylphthalate	ND		ug/kg	180	35.	1
Di-n-octylphthalate	ND		ug/kg	180	63.	1
Diethyl phthalate	ND		ug/kg	180	17.	1
Dimethyl phthalate	ND		ug/kg	180	39.	1
Benzo(a)anthracene	ND		ug/kg	110	21.	1
Benzo(a)pyrene	ND		ug/kg	150	45.	1

Project Name: 1111 ELMWOOD AVE. **Lab Number:** L1810252

Project Number: B0369-018-001-004-00 **Report Date:** 04/03/18

SAMPLE RESULTS

Lab ID: L1810252-07 Date Collected: 03/26/18 15:10

Client ID: B-17 Date Received: 03/26/18

Sample Location: BUFFALO Field Prep: Not Specified

Sample Depth:

Parameter	Result	Qualifier	Units	RL	MDL	Dilution Factor
Semivolatile Organics by GC/MS - Westborough Lab						
Benzo(b)fluoranthene	ND		ug/kg	110	31.	1
Benzo(k)fluoranthene	ND		ug/kg	110	30.	1
Chrysene	ND		ug/kg	110	19.	1
Acenaphthylene	ND		ug/kg	150	28.	1
Anthracene	ND		ug/kg	110	36.	1
Benzo(ghi)perylene	ND		ug/kg	150	22.	1
Fluorene	ND		ug/kg	180	18.	1
Phenanthrene	ND		ug/kg	110	22.	1
Dibenzo(a,h)anthracene	ND		ug/kg	110	21.	1
Indeno(1,2,3-cd)pyrene	ND		ug/kg	150	26.	1
Pyrene	18	J	ug/kg	110	18.	1
Biphenyl	ND		ug/kg	420	43.	1
4-Chloroaniline	ND		ug/kg	180	34.	1
2-Nitroaniline	ND		ug/kg	180	36.	1
3-Nitroaniline	ND		ug/kg	180	35.	1
4-Nitroaniline	ND		ug/kg	180	77.	1
Dibenzofuran	ND		ug/kg	180	18.	1
2-Methylnaphthalene	ND		ug/kg	220	22.	1
1,2,4,5-Tetrachlorobenzene	ND		ug/kg	180	19.	1
Acetophenone	ND		ug/kg	180	23.	1
2,4,6-Trichlorophenol	ND		ug/kg	110	35.	1
p-Chloro-m-cresol	ND		ug/kg	180	28.	1
2-Chlorophenol	ND		ug/kg	180	22.	1
2,4-Dichlorophenol	ND		ug/kg	170	30.	1
2,4-Dimethylphenol	ND		ug/kg	180	61.	1
2-Nitrophenol	ND		ug/kg	400	70.	1
4-Nitrophenol	ND		ug/kg	260	76.	1
2,4-Dinitrophenol	ND		ug/kg	890	86.	1
4,6-Dinitro-o-cresol	ND		ug/kg	480	89.	1
Pentachlorophenol	ND		ug/kg	150	41.	1
Phenol	ND		ug/kg	180	28.	1
2-Methylphenol	ND		ug/kg	180	29.	1
3-Methylphenol/4-Methylphenol	ND		ug/kg	270	29.	1
2,4,5-Trichlorophenol	ND		ug/kg	180	35.	1
Carbazole	ND		ug/kg	180	18.	1
Atrazine	ND		ug/kg	150	65.	1
Benzaldehyde	ND		ug/kg	240	50.	1

Project Name: 1111 ELMWOOD AVE. **Lab Number:** L1810252

Project Number: B0369-018-001-004-00 **Report Date:** 04/03/18

SAMPLE RESULTS

Lab ID: L1810252-07 Date Collected: 03/26/18 15:10

Client ID: B-17 Date Received: 03/26/18

Sample Location: BUFFALO Field Prep: Not Specified

Sample Depth:

Parameter	Result	Qualifier	Units	RL	MDL	Dilution Factor
Semivolatile Organics by GC/MS - Westborough Lab						
Caprolactam	ND		ug/kg	180	56.	1
2,3,4,6-Tetrachlorophenol	ND		ug/kg	180	37.	1

Surrogate	% Recovery	Qualifier	Acceptance Criteria
2-Fluorophenol	85		25-120
Phenol-d6	99		10-120
Nitrobenzene-d5	93		23-120
2-Fluorobiphenyl	95		30-120
2,4,6-Tribromophenol	65		10-136
4-Terphenyl-d14	82		18-120

Project Name: 1111 ELMWOOD AVE.
Project Number: B0369-018-001-004-00
Lab Number: L1810252
Report Date: 04/03/18

SAMPLE RESULTS

Lab ID: L1810252-08
Client ID: B-18
Sample Location: BUFFALO

Date Collected: 03/27/18 09:48
Date Received: 03/27/18
Field Prep: Not Specified

Sample Depth:
Matrix: Soil
Analytical Method: 1,8270D
Analytical Date: 03/30/18 09:28
Analyst: RC
Percent Solids: 88%

Extraction Method: EPA 3546
Extraction Date: 03/28/18 15:33

Parameter	Result	Qualifier	Units	RL	MDL	Dilution Factor
Semivolatile Organics by GC/MS - Westborough Lab						
Acenaphthene	ND		ug/kg	150	19.	1
Hexachlorobenzene	ND		ug/kg	110	21.	1
Bis(2-chloroethyl)ether	ND		ug/kg	170	25.	1
2-Chloronaphthalene	ND		ug/kg	190	18.	1
3,3'-Dichlorobenzidine	ND		ug/kg	190	49.	1
2,4-Dinitrotoluene	ND		ug/kg	190	37.	1
2,6-Dinitrotoluene	ND		ug/kg	190	32.	1
Fluoranthene	ND		ug/kg	110	21.	1
4-Chlorophenyl phenyl ether	ND		ug/kg	190	20.	1
4-Bromophenyl phenyl ether	ND		ug/kg	190	28.	1
Bis(2-chloroisopropyl)ether	ND		ug/kg	220	32.	1
Bis(2-chloroethoxy)methane	ND		ug/kg	200	19.	1
Hexachlorobutadiene	ND		ug/kg	190	27.	1
Hexachlorocyclopentadiene	ND		ug/kg	530	170	1
Hexachloroethane	ND		ug/kg	150	30.	1
Isophorone	ND		ug/kg	170	24.	1
Naphthalene	ND		ug/kg	190	23.	1
Nitrobenzene	ND		ug/kg	170	28.	1
NDPA/DPA	ND		ug/kg	150	21.	1
n-Nitrosodi-n-propylamine	ND		ug/kg	190	29.	1
Bis(2-ethylhexyl)phthalate	ND		ug/kg	190	64.	1
Butyl benzyl phthalate	ND		ug/kg	190	47.	1
Di-n-butylphthalate	ND		ug/kg	190	35.	1
Di-n-octylphthalate	ND		ug/kg	190	63.	1
Diethyl phthalate	ND		ug/kg	190	17.	1
Dimethyl phthalate	ND		ug/kg	190	39.	1
Benzo(a)anthracene	ND		ug/kg	110	21.	1
Benzo(a)pyrene	ND		ug/kg	150	45.	1

Project Name: 1111 ELMWOOD AVE. **Lab Number:** L1810252

Project Number: B0369-018-001-004-00 **Report Date:** 04/03/18

SAMPLE RESULTS

Lab ID: L1810252-08 Date Collected: 03/27/18 09:48

Client ID: B-18 Date Received: 03/27/18

Sample Location: BUFFALO Field Prep: Not Specified

Sample Depth:

Parameter	Result	Qualifier	Units	RL	MDL	Dilution Factor
Semivolatile Organics by GC/MS - Westborough Lab						
Benzo(b)fluoranthene	ND		ug/kg	110	31.	1
Benzo(k)fluoranthene	ND		ug/kg	110	30.	1
Chrysene	ND		ug/kg	110	19.	1
Acenaphthylene	ND		ug/kg	150	29.	1
Anthracene	ND		ug/kg	110	36.	1
Benzo(ghi)perylene	ND		ug/kg	150	22.	1
Fluorene	ND		ug/kg	190	18.	1
Phenanthrene	ND		ug/kg	110	23.	1
Dibenzo(a,h)anthracene	ND		ug/kg	110	22.	1
Indeno(1,2,3-cd)pyrene	ND		ug/kg	150	26.	1
Pyrene	ND		ug/kg	110	18.	1
Biphenyl	ND		ug/kg	420	43.	1
4-Chloroaniline	ND		ug/kg	190	34.	1
2-Nitroaniline	ND		ug/kg	190	36.	1
3-Nitroaniline	ND		ug/kg	190	35.	1
4-Nitroaniline	ND		ug/kg	190	77.	1
Dibenzofuran	ND		ug/kg	190	18.	1
2-Methylnaphthalene	ND		ug/kg	220	22.	1
1,2,4,5-Tetrachlorobenzene	ND		ug/kg	190	19.	1
Acetophenone	ND		ug/kg	190	23.	1
2,4,6-Trichlorophenol	ND		ug/kg	110	35.	1
p-Chloro-m-cresol	ND		ug/kg	190	28.	1
2-Chlorophenol	ND		ug/kg	190	22.	1
2,4-Dichlorophenol	ND		ug/kg	170	30.	1
2,4-Dimethylphenol	ND		ug/kg	190	61.	1
2-Nitrophenol	ND		ug/kg	400	70.	1
4-Nitrophenol	ND		ug/kg	260	76.	1
2,4-Dinitrophenol	ND		ug/kg	890	87.	1
4,6-Dinitro-o-cresol	ND		ug/kg	480	89.	1
Pentachlorophenol	ND		ug/kg	150	41.	1
Phenol	ND		ug/kg	190	28.	1
2-Methylphenol	ND		ug/kg	190	29.	1
3-Methylphenol/4-Methylphenol	ND		ug/kg	270	29.	1
2,4,5-Trichlorophenol	ND		ug/kg	190	36.	1
Carbazole	ND		ug/kg	190	18.	1
Atrazine	ND		ug/kg	150	65.	1
Benzaldehyde	ND		ug/kg	240	50.	1

Project Name: 1111 ELMWOOD AVE. **Lab Number:** L1810252

Project Number: B0369-018-001-004-00 **Report Date:** 04/03/18

SAMPLE RESULTS

Lab ID: L1810252-08 Date Collected: 03/27/18 09:48

Client ID: B-18 Date Received: 03/27/18

Sample Location: BUFFALO Field Prep: Not Specified

Sample Depth:

Parameter	Result	Qualifier	Units	RL	MDL	Dilution Factor
Semivolatile Organics by GC/MS - Westborough Lab						
Caprolactam	ND		ug/kg	190	56.	1
2,3,4,6-Tetrachlorophenol	ND		ug/kg	190	38.	1

Surrogate	% Recovery	Qualifier	Acceptance Criteria
2-Fluorophenol	70		25-120
Phenol-d6	74		10-120
Nitrobenzene-d5	71		23-120
2-Fluorobiphenyl	73		30-120
2,4,6-Tribromophenol	74		10-136
4-Terphenyl-d14	72		18-120

Project Name: 1111 ELMWOOD AVE.
Project Number: B0369-018-001-004-00
Lab Number: L1810252
Report Date: 04/03/18

SAMPLE RESULTS

Lab ID: L1810252-09
Client ID: B-19
Sample Location: BUFFALO

Date Collected: 03/27/18 15:20
Date Received: 03/27/18
Field Prep: Not Specified

Sample Depth:
Matrix: Soil
Analytical Method: 1,8270D
Analytical Date: 03/30/18 09:55
Analyst: RC
Percent Solids: 73%

Extraction Method: EPA 3546
Extraction Date: 03/28/18 15:33

Parameter	Result	Qualifier	Units	RL	MDL	Dilution Factor
Semivolatile Organics by GC/MS - Westborough Lab						
Acenaphthene	ND		ug/kg	180	23.	1
Hexachlorobenzene	ND		ug/kg	130	25.	1
Bis(2-chloroethyl)ether	ND		ug/kg	200	30.	1
2-Chloronaphthalene	ND		ug/kg	220	22.	1
3,3'-Dichlorobenzidine	ND		ug/kg	220	60.	1
2,4-Dinitrotoluene	ND		ug/kg	220	45.	1
2,6-Dinitrotoluene	ND		ug/kg	220	39.	1
Fluoranthene	ND		ug/kg	130	26.	1
4-Chlorophenyl phenyl ether	ND		ug/kg	220	24.	1
4-Bromophenyl phenyl ether	ND		ug/kg	220	34.	1
Bis(2-chloroisopropyl)ether	ND		ug/kg	270	38.	1
Bis(2-chloroethoxy)methane	ND		ug/kg	240	22.	1
Hexachlorobutadiene	ND		ug/kg	220	33.	1
Hexachlorocyclopentadiene	ND		ug/kg	640	200	1
Hexachloroethane	ND		ug/kg	180	36.	1
Isophorone	ND		ug/kg	200	29.	1
Naphthalene	ND		ug/kg	220	27.	1
Nitrobenzene	ND		ug/kg	200	33.	1
NDPA/DPA	ND		ug/kg	180	26.	1
n-Nitrosodi-n-propylamine	ND		ug/kg	220	35.	1
Bis(2-ethylhexyl)phthalate	90	J	ug/kg	220	78.	1
Butyl benzyl phthalate	ND		ug/kg	220	57.	1
Di-n-butylphthalate	ND		ug/kg	220	43.	1
Di-n-octylphthalate	ND		ug/kg	220	76.	1
Diethyl phthalate	ND		ug/kg	220	21.	1
Dimethyl phthalate	ND		ug/kg	220	47.	1
Benzo(a)anthracene	ND		ug/kg	130	25.	1
Benzo(a)pyrene	ND		ug/kg	180	55.	1

Project Name: 1111 ELMWOOD AVE. **Lab Number:** L1810252

Project Number: B0369-018-001-004-00 **Report Date:** 04/03/18

SAMPLE RESULTS

Lab ID: L1810252-09 Date Collected: 03/27/18 15:20

Client ID: B-19 Date Received: 03/27/18

Sample Location: BUFFALO Field Prep: Not Specified

Sample Depth:

Parameter	Result	Qualifier	Units	RL	MDL	Dilution Factor
Semivolatile Organics by GC/MS - Westborough Lab						
Benzo(b)fluoranthene	ND		ug/kg	130	38.	1
Benzo(k)fluoranthene	ND		ug/kg	130	36.	1
Chrysene	ND		ug/kg	130	23.	1
Acenaphthylene	ND		ug/kg	180	35.	1
Anthracene	ND		ug/kg	130	44.	1
Benzo(ghi)perylene	ND		ug/kg	180	26.	1
Fluorene	ND		ug/kg	220	22.	1
Phenanthrene	ND		ug/kg	130	27.	1
Dibenzo(a,h)anthracene	ND		ug/kg	130	26.	1
Indeno(1,2,3-cd)pyrene	ND		ug/kg	180	31.	1
Pyrene	ND		ug/kg	130	22.	1
Biphenyl	ND		ug/kg	510	52.	1
4-Chloroaniline	ND		ug/kg	220	41.	1
2-Nitroaniline	ND		ug/kg	220	43.	1
3-Nitroaniline	ND		ug/kg	220	42.	1
4-Nitroaniline	ND		ug/kg	220	93.	1
Dibenzofuran	ND		ug/kg	220	21.	1
2-Methylnaphthalene	ND		ug/kg	270	27.	1
1,2,4,5-Tetrachlorobenzene	ND		ug/kg	220	23.	1
Acetophenone	ND		ug/kg	220	28.	1
2,4,6-Trichlorophenol	ND		ug/kg	130	43.	1
p-Chloro-m-cresol	ND		ug/kg	220	34.	1
2-Chlorophenol	ND		ug/kg	220	26.	1
2,4-Dichlorophenol	ND		ug/kg	200	36.	1
2,4-Dimethylphenol	ND		ug/kg	220	74.	1
2-Nitrophenol	ND		ug/kg	480	84.	1
4-Nitrophenol	ND		ug/kg	310	92.	1
2,4-Dinitrophenol	ND		ug/kg	1100	100	1
4,6-Dinitro-o-cresol	ND		ug/kg	580	110	1
Pentachlorophenol	ND		ug/kg	180	49.	1
Phenol	ND		ug/kg	220	34.	1
2-Methylphenol	ND		ug/kg	220	35.	1
3-Methylphenol/4-Methylphenol	ND		ug/kg	320	35.	1
2,4,5-Trichlorophenol	ND		ug/kg	220	43.	1
Carbazole	ND		ug/kg	220	22.	1
Atrazine	ND		ug/kg	180	79.	1
Benzaldehyde	ND		ug/kg	300	61.	1

Project Name: 1111 ELMWOOD AVE. **Lab Number:** L1810252

Project Number: B0369-018-001-004-00 **Report Date:** 04/03/18

SAMPLE RESULTS

Lab ID: L1810252-09 Date Collected: 03/27/18 15:20

Client ID: B-19 Date Received: 03/27/18

Sample Location: BUFFALO Field Prep: Not Specified

Sample Depth:

Parameter	Result	Qualifier	Units	RL	MDL	Dilution Factor
Semivolatile Organics by GC/MS - Westborough Lab						
Caprolactam	ND		ug/kg	220	68.	1
2,3,4,6-Tetrachlorophenol	ND		ug/kg	220	45.	1

Surrogate	% Recovery	Qualifier	Acceptance Criteria
2-Fluorophenol	75		25-120
Phenol-d6	77		10-120
Nitrobenzene-d5	70		23-120
2-Fluorobiphenyl	71		30-120
2,4,6-Tribromophenol	82		10-136
4-Terphenyl-d14	72		18-120

Project Name: 1111 ELMWOOD AVE.
Project Number: B0369-018-001-004-0
Lab Number: L1810252
Report Date: 04/03/18

Method Blank Analysis
Batch Quality Control

Analytical Method: 1,8270D
Analytical Date: 03/28/18 22:29
Analyst: PS

Extraction Method: EPA 3546
Extraction Date: 03/28/18 13:53

Parameter	Result	Qualifier	Units	RL	MDL
Semivolatile Organics by GC/MS - Westborough Lab for sample(s): 01-07 Batch: WG1101302-1					
Acenaphthene	ND		ug/kg	130	17.
Hexachlorobenzene	ND		ug/kg	99	18.
Bis(2-chloroethyl)ether	ND		ug/kg	150	22.
2-Chloronaphthalene	ND		ug/kg	160	16.
3,3'-Dichlorobenzidine	ND		ug/kg	160	44.
2,4-Dinitrotoluene	ND		ug/kg	160	33.
2,6-Dinitrotoluene	ND		ug/kg	160	28.
Fluoranthene	ND		ug/kg	99	19.
4-Chlorophenyl phenyl ether	ND		ug/kg	160	18.
4-Bromophenyl phenyl ether	ND		ug/kg	160	25.
Bis(2-chloroisopropyl)ether	ND		ug/kg	200	28.
Bis(2-chloroethoxy)methane	ND		ug/kg	180	16.
Hexachlorobutadiene	ND		ug/kg	160	24.
Hexachlorocyclopentadiene	ND		ug/kg	470	150
Hexachloroethane	ND		ug/kg	130	27.
Isophorone	ND		ug/kg	150	21.
Naphthalene	ND		ug/kg	160	20.
Nitrobenzene	ND		ug/kg	150	24.
NDPA/DPA	ND		ug/kg	130	19.
n-Nitrosodi-n-propylamine	ND		ug/kg	160	26.
Bis(2-ethylhexyl)phthalate	ND		ug/kg	160	57.
Butyl benzyl phthalate	ND		ug/kg	160	42.
Di-n-butylphthalate	ND		ug/kg	160	31.
Di-n-octylphthalate	ND		ug/kg	160	56.
Diethyl phthalate	ND		ug/kg	160	15.
Dimethyl phthalate	ND		ug/kg	160	35.
Benzo(a)anthracene	ND		ug/kg	99	19.
Benzo(a)pyrene	ND		ug/kg	130	40.
Benzo(b)fluoranthene	ND		ug/kg	99	28.

Project Name: 1111 ELMWOOD AVE. **Lab Number:** L1810252

Project Number: B0369-018-001-004-0 **Report Date:** 04/03/18

Method Blank Analysis
Batch Quality Control

Analytical Method: 1,8270D
Analytical Date: 03/28/18 22:29
Analyst: PS

Extraction Method: EPA 3546
Extraction Date: 03/28/18 13:53

Parameter	Result	Qualifier	Units	RL	MDL
Semivolatile Organics by GC/MS - Westborough Lab for sample(s): 01-07 Batch: WG1101302-1					
Benzo(k)fluoranthene	ND		ug/kg	99	26.
Chrysene	ND		ug/kg	99	17.
Acenaphthylene	ND		ug/kg	130	26.
Anthracene	ND		ug/kg	99	32.
Benzo(ghi)perylene	ND		ug/kg	130	19.
Fluorene	ND		ug/kg	160	16.
Phenanthrene	ND		ug/kg	99	20.
Dibenzo(a,h)anthracene	ND		ug/kg	99	19.
Indeno(1,2,3-cd)pyrene	ND		ug/kg	130	23.
Pyrene	ND		ug/kg	99	16.
Biphenyl	ND		ug/kg	380	38.
4-Chloroaniline	ND		ug/kg	160	30.
2-Nitroaniline	ND		ug/kg	160	32.
3-Nitroaniline	ND		ug/kg	160	31.
4-Nitroaniline	ND		ug/kg	160	68.
Dibenzofuran	ND		ug/kg	160	16.
2-Methylnaphthalene	ND		ug/kg	200	20.
1,2,4,5-Tetrachlorobenzene	ND		ug/kg	160	17.
Acetophenone	ND		ug/kg	160	20.
2,4,6-Trichlorophenol	ND		ug/kg	99	31.
p-Chloro-m-cresol	ND		ug/kg	160	25.
2-Chlorophenol	ND		ug/kg	160	20.
2,4-Dichlorophenol	ND		ug/kg	150	26.
2,4-Dimethylphenol	ND		ug/kg	160	54.
2-Nitrophenol	ND		ug/kg	360	62.
4-Nitrophenol	ND		ug/kg	230	67.
2,4-Dinitrophenol	ND		ug/kg	790	77.
4,6-Dinitro-o-cresol	ND		ug/kg	430	79.
Pentachlorophenol	ND		ug/kg	130	36.

Project Name: 1111 ELMWOOD AVE. **Lab Number:** L1810252

Project Number: B0369-018-001-004-0 **Report Date:** 04/03/18

Method Blank Analysis
Batch Quality Control

Analytical Method: 1,8270D
Analytical Date: 03/28/18 22:29
Analyst: PS

Extraction Method: EPA 3546
Extraction Date: 03/28/18 13:53

Parameter	Result	Qualifier	Units	RL	MDL
Semivolatile Organics by GC/MS - Westborough Lab for sample(s): 01-07 Batch: WG1101302-1					
Phenol	ND		ug/kg	160	25.
2-Methylphenol	ND		ug/kg	160	26.
3-Methylphenol/4-Methylphenol	ND		ug/kg	240	26.
2,4,5-Trichlorophenol	ND		ug/kg	160	32.
Carbazole	ND		ug/kg	160	16.
Atrazine	ND		ug/kg	130	58.
Benzaldehyde	ND		ug/kg	220	45.
Caprolactam	ND		ug/kg	160	50.
2,3,4,6-Tetrachlorophenol	ND		ug/kg	160	33.
Tentatively Identified Compounds					
No Tentatively Identified Compounds	ND		ug/kg		

Surrogate	%Recovery	Qualifier	Acceptance Criteria
2-Fluorophenol	83		25-120
Phenol-d6	87		10-120
Nitrobenzene-d5	82		23-120
2-Fluorobiphenyl	92		30-120
2,4,6-Tribromophenol	84		10-136
4-Terphenyl-d14	103		18-120

Project Name: 1111 ELMWOOD AVE. **Lab Number:** L1810252

Project Number: B0369-018-001-004-0 **Report Date:** 04/03/18

Method Blank Analysis
Batch Quality Control

Analytical Method: 1,8270D
Analytical Date: 03/30/18 00:00
Analyst: RC

Extraction Method: EPA 3546
Extraction Date: 03/28/18 15:33

Parameter	Result	Qualifier	Units	RL	MDL
Semivolatile Organics by GC/MS - Westborough Lab for sample(s): 08-09 Batch: WG1101337-1					
Acenaphthene	ND		ug/kg	130	17.
Hexachlorobenzene	ND		ug/kg	99	18.
Bis(2-chloroethyl)ether	ND		ug/kg	150	22.
2-Chloronaphthalene	ND		ug/kg	160	16.
3,3'-Dichlorobenzidine	ND		ug/kg	160	44.
2,4-Dinitrotoluene	ND		ug/kg	160	33.
2,6-Dinitrotoluene	ND		ug/kg	160	28.
Fluoranthene	ND		ug/kg	99	19.
4-Chlorophenyl phenyl ether	ND		ug/kg	160	18.
4-Bromophenyl phenyl ether	ND		ug/kg	160	25.
Bis(2-chloroisopropyl)ether	ND		ug/kg	200	28.
Bis(2-chloroethoxy)methane	ND		ug/kg	180	16.
Hexachlorobutadiene	ND		ug/kg	160	24.
Hexachlorocyclopentadiene	ND		ug/kg	470	150
Hexachloroethane	ND		ug/kg	130	27.
Isophorone	ND		ug/kg	150	21.
Naphthalene	ND		ug/kg	160	20.
Nitrobenzene	ND		ug/kg	150	24.
NDPA/DPA	ND		ug/kg	130	19.
n-Nitrosodi-n-propylamine	ND		ug/kg	160	25.
Bis(2-ethylhexyl)phthalate	ND		ug/kg	160	57.
Butyl benzyl phthalate	ND		ug/kg	160	42.
Di-n-butylphthalate	ND		ug/kg	160	31.
Di-n-octylphthalate	ND		ug/kg	160	56.
Diethyl phthalate	ND		ug/kg	160	15.
Dimethyl phthalate	ND		ug/kg	160	34.
Benzo(a)anthracene	ND		ug/kg	99	18.
Benzo(a)pyrene	ND		ug/kg	130	40.
Benzo(b)fluoranthene	ND		ug/kg	99	28.

Project Name: 1111 ELMWOOD AVE. **Lab Number:** L1810252

Project Number: B0369-018-001-004-0 **Report Date:** 04/03/18

Method Blank Analysis
Batch Quality Control

Analytical Method: 1,8270D
Analytical Date: 03/30/18 00:00
Analyst: RC

Extraction Method: EPA 3546
Extraction Date: 03/28/18 15:33

Parameter	Result	Qualifier	Units	RL	MDL
Semivolatile Organics by GC/MS - Westborough Lab for sample(s): 08-09 Batch: WG1101337-1					
Benzo(k)fluoranthene	ND		ug/kg	99	26.
Chrysene	ND		ug/kg	99	17.
Acenaphthylene	ND		ug/kg	130	25.
Anthracene	ND		ug/kg	99	32.
Benzo(ghi)perylene	ND		ug/kg	130	19.
Fluorene	ND		ug/kg	160	16.
Phenanthrene	ND		ug/kg	99	20.
Dibenzo(a,h)anthracene	ND		ug/kg	99	19.
Indeno(1,2,3-cd)pyrene	ND		ug/kg	130	23.
Pyrene	ND		ug/kg	99	16.
Biphenyl	ND		ug/kg	380	38.
4-Chloroaniline	ND		ug/kg	160	30.
2-Nitroaniline	ND		ug/kg	160	32.
3-Nitroaniline	ND		ug/kg	160	31.
4-Nitroaniline	ND		ug/kg	160	68.
Dibenzofuran	ND		ug/kg	160	16.
2-Methylnaphthalene	ND		ug/kg	200	20.
1,2,4,5-Tetrachlorobenzene	ND		ug/kg	160	17.
Acetophenone	ND		ug/kg	160	20.
2,4,6-Trichlorophenol	ND		ug/kg	99	31.
p-Chloro-m-cresol	ND		ug/kg	160	24.
2-Chlorophenol	ND		ug/kg	160	19.
2,4-Dichlorophenol	ND		ug/kg	150	26.
2,4-Dimethylphenol	ND		ug/kg	160	54.
2-Nitrophenol	ND		ug/kg	360	62.
4-Nitrophenol	ND		ug/kg	230	67.
2,4-Dinitrophenol	ND		ug/kg	790	77.
4,6-Dinitro-o-cresol	ND		ug/kg	430	79.
Pentachlorophenol	ND		ug/kg	130	36.

Project Name: 1111 ELMWOOD AVE.
Project Number: B0369-018-001-004-0

Lab Number: L1810252
Report Date: 04/03/18

Method Blank Analysis
Batch Quality Control

Analytical Method: 1,8270D
Analytical Date: 03/30/18 00:00
Analyst: RC

Extraction Method: EPA 3546
Extraction Date: 03/28/18 15:33

Parameter	Result	Qualifier	Units	RL	MDL
Semivolatile Organics by GC/MS - Westborough Lab for sample(s): 08-09 Batch: WG1101337-1					
Phenol	ND		ug/kg	160	25.
2-Methylphenol	ND		ug/kg	160	26.
3-Methylphenol/4-Methylphenol	ND		ug/kg	240	26.
2,4,5-Trichlorophenol	ND		ug/kg	160	32.
Carbazole	ND		ug/kg	160	16.
Atrazine	ND		ug/kg	130	58.
Benzaldehyde	ND		ug/kg	220	44.
Caprolactam	ND		ug/kg	160	50.
2,3,4,6-Tetrachlorophenol	ND		ug/kg	160	33.
Tentatively Identified Compounds					
No Tentatively Identified Compounds	ND		ug/kg		

Surrogate	%Recovery	Qualifier	Acceptance Criteria
2-Fluorophenol	85		25-120
Phenol-d6	95		10-120
Nitrobenzene-d5	86		23-120
2-Fluorobiphenyl	93		30-120
2,4,6-Tribromophenol	96		10-136
4-Terphenyl-d14	108		18-120

Lab Control Sample Analysis

Batch Quality Control

Project Name: 1111 ELMWOOD AVE.

Project Number: B0369-018-001-004-00

Lab Number: L1810252

Report Date: 04/03/18

Parameter	LCS %Recovery	Qual	LCSD %Recovery	Qual	%Recovery Limits	RPD	Qual	RPD Limits
Semivolatile Organics by GC/MS - Westborough Lab Associated sample(s): 01-07 Batch: WG1101302-2 WG1101302-3								
Acenaphthene	78		86		31-137	10		50
Hexachlorobenzene	80		91		40-140	13		50
Bis(2-chloroethyl)ether	75		86		40-140	14		50
2-Chloronaphthalene	77		87		40-140	12		50
3,3'-Dichlorobenzidine	59		64		40-140	8		50
2,4-Dinitrotoluene	79		91		40-132	14		50
2,6-Dinitrotoluene	81		94		40-140	15		50
Fluoranthene	79		90		40-140	13		50
4-Chlorophenyl phenyl ether	81		90		40-140	11		50
4-Bromophenyl phenyl ether	79		89		40-140	12		50
Bis(2-chloroisopropyl)ether	73		82		40-140	12		50
Bis(2-chloroethoxy)methane	79		92		40-117	15		50
Hexachlorobutadiene	80		86		40-140	7		50
Hexachlorocyclopentadiene	46		52		40-140	12		50
Hexachloroethane	78		87		40-140	11		50
Isophorone	78		90		40-140	14		50
Naphthalene	76		85		40-140	11		50
Nitrobenzene	76		90		40-140	17		50
NDPA/DPA	79		90		36-157	13		50
n-Nitrosodi-n-propylamine	79		92		32-121	15		50
Bis(2-ethylhexyl)phthalate	83		92		40-140	10		50
Butyl benzyl phthalate	82		94		40-140	14		50
Di-n-butylphthalate	86		95		40-140	10		50

Lab Control Sample Analysis

Batch Quality Control

Project Name: 1111 ELMWOOD AVE.

Project Number: B0369-018-001-004-00

Lab Number: L1810252

Report Date: 04/03/18

Parameter	LCS %Recovery	Qual	LCSD %Recovery	Qual	%Recovery Limits	RPD	Qual	RPD Limits
Semivolatile Organics by GC/MS - Westborough Lab Associated sample(s): 01-07 Batch: WG1101302-2 WG1101302-3								
Di-n-octylphthalate	80		88		40-140	10		50
Diethyl phthalate	80		91		40-140	13		50
Dimethyl phthalate	83		96		40-140	15		50
Benzo(a)anthracene	78		86		40-140	10		50
Benzo(a)pyrene	75		82		40-140	9		50
Benzo(b)fluoranthene	76		85		40-140	11		50
Benzo(k)fluoranthene	73		80		40-140	9		50
Chrysene	75		83		40-140	10		50
Acenaphthylene	79		92		40-140	15		50
Anthracene	82		90		40-140	9		50
Benzo(ghi)perylene	80		87		40-140	8		50
Fluorene	79		90		40-140	13		50
Phenanthrene	79		87		40-140	10		50
Dibenzo(a,h)anthracene	84		91		40-140	8		50
Indeno(1,2,3-cd)pyrene	81		90		40-140	11		50
Pyrene	76		86		35-142	12		50
Biphenyl	81		92		54-104	13		50
4-Chloroaniline	67		75		40-140	11		50
2-Nitroaniline	78		94		47-134	19		50
3-Nitroaniline	58		64		26-129	10		50
4-Nitroaniline	68		80		41-125	16		50
Dibenzofuran	78		89		40-140	13		50
2-Methylnaphthalene	78		87		40-140	11		50

Lab Control Sample Analysis
Batch Quality Control

Project Name: 1111 ELMWOOD AVE.
Project Number: B0369-018-001-004-00

Lab Number: L1810252
Report Date: 04/03/18

Parameter	LCS %Recovery	Qual	LCSD %Recovery	Qual	%Recovery Limits	RPD	Qual	RPD Limits
Semivolatile Organics by GC/MS - Westborough Lab Associated sample(s): 01-07 Batch: WG1101302-2 WG1101302-3								
1,2,4,5-Tetrachlorobenzene	85		92		40-117	8		50
Acetophenone	82		94		14-144	14		50
2,4,6-Trichlorophenol	78		92		30-130	16		50
p-Chloro-m-cresol	80		96		26-103	18		50
2-Chlorophenol	79		90		25-102	13		50
2,4-Dichlorophenol	85		99		30-130	15		50
2,4-Dimethylphenol	83		96		30-130	15		50
2-Nitrophenol	81		93		30-130	14		50
4-Nitrophenol	72		87		11-114	19		50
2,4-Dinitrophenol	41		55		4-130	29		50
4,6-Dinitro-o-cresol	72		85		10-130	17		50
Pentachlorophenol	60		72		17-109	18		50
Phenol	80		**91**	Q	26-90	13		50
2-Methylphenol	83		96		30-130.	15		50
3-Methylphenol/4-Methylphenol	89		103		30-130	15		50
2,4,5-Trichlorophenol	81		92		30-130	13		50
Carbazole	79		89		54-128	12		50
Atrazine	82		95		40-140	15		50
Benzaldehyde	69		78		40-140	12		50
Caprolactam	72		88		15-130	20		50
2,3,4,6-Tetrachlorophenol	77		88		40-140	13		50

Lab Control Sample Analysis

Batch Quality Control

Project Name: 1111 ELMWOOD AVE.

Project Number: B0369-018-001-004-00

Lab Number: L1810252

Report Date: 04/03/18

Parameter	LCS %Recovery	Qual	LCSD %Recovery	Qual	%Recovery Limits	RPD	Qual	RPD Limits
Semivolatile Organics by GC/MS - Westborough Lab Associated sample(s): 01-07 Batch: WG1101302-2 WG1101302-3								

Surrogate	LCS %Recovery	Qual	LCSD %Recovery	Qual	Acceptance Criteria
2-Fluorophenol	72		82		25-120
Phenol-d6	74		85		10-120
Nitrobenzene-d5	74		84		23-120
2-Fluorobiphenyl	78		88		30-120
2,4,6-Tribromophenol	72		84		10-136
4-Terphenyl-d14	78		89		18-120

Lab Control Sample Analysis

Batch Quality Control

Project Name: 1111 ELMWOOD AVE.

Project Number: B0369-018-001-004-00

Lab Number: L1810252

Report Date: 04/03/18

Parameter	LCS %Recovery	Qual	LCSD %Recovery	Qual	%Recovery Limits	RPD	Qual	RPD Limits
Semivolatile Organics by GC/MS - Westborough Lab Associated sample(s): 08-09 Batch: WG1101337-2 WG1101337-3								
Acenaphthene	86		82		31-137	5		50
Hexachlorobenzene	79		81		40-140	3		50
Bis(2-chloroethyl)ether	86		82		40-140	5		50
2-Chloronaphthalene	90		84		40-140	7		50
3,3'-Dichlorobenzidine	68		66		40-140	3		50
2,4-Dinitrotoluene	90		89		40-132	1		50
2,6-Dinitrotoluene	91		88		40-140	3		50
Fluoranthene	87		86		40-140	1		50
4-Chlorophenyl phenyl ether	85		83		40-140	2		50
4-Bromophenyl phenyl ether	85		84		40-140	1		50
Bis(2-chloroisopropyl)ether	99		91		40-140	8		50
Bis(2-chloroethoxy)methane	90		85		40-117	6		50
Hexachlorobutadiene	91		84		40-140	8		50
Hexachlorocyclopentadiene	67		59		40-140	13		50
Hexachloroethane	91		90		40-140	1		50
Isophorone	91		86		40-140	6		50
Naphthalene	87		82		40-140	6		50
Nitrobenzene	93		89		40-140	4		50
NDPA/DPA	90		89		36-157	1		50
n-Nitrosodi-n-propylamine	99		89		32-121	11		50
Bis(2-ethylhexyl)phthalate	102		99		40-140	3		50
Butyl benzyl phthalate	96		94		40-140	2		50
Di-n-butylphthalate	94		95		40-140	1		50

Lab Control Sample Analysis

Batch Quality Control

Project Name: 1111 ELMWOOD AVE.

Project Number: B0369-018-001-004-00

Lab Number: L1810252

Report Date: 04/03/18

Parameter	LCS %Recovery	Qual	LCSD %Recovery	Qual	%Recovery Limits	RPD	Qual	RPD Limits
Semivolatile Organics by GC/MS - Westborough Lab Associated sample(s): 08-09 Batch: WG1101337-2 WG1101337-3								
Di-n-octylphthalate	99		97		40-140	2		50
Diethyl phthalate	90		90		40-140	0		50
Dimethyl phthalate	91		88		40-140	3		50
Benzo(a)anthracene	89		86		40-140	3		50
Benzo(a)pyrene	91		90		40-140	1		50
Benzo(b)fluoranthene	93		91		40-140	2		50
Benzo(k)fluoranthene	84		85		40-140	1		50
Chrysene	88		87		40-140	1		50
Acenaphthylene	92		87		40-140	6		50
Anthracene	88		88		40-140	0		50
Benzo(ghi)perylene	88		89		40-140	1		50
Fluorene	85		83		40-140	2		50
Phenanthrene	86		86		40-140	0		50
Dibenzo(a,h)anthracene	89		91		40-140	2		50
Indeno(1,2,3-cd)pyrene	92		93		40-140	1		50
Pyrene	82		83		35-142	1		50
Biphenyl	91		85		54-104	7		50
4-Chloroaniline	93		89		40-140	4		50
2-Nitroaniline	94		88		47-134	7		50
3-Nitroaniline	69		69		26-129	0		50
4-Nitroaniline	82		83		41-125	1		50
Dibenzofuran	86		83		40-140	4		50
2-Methylnaphthalene	86		81		40-140	6		50

Lab Control Sample Analysis

Batch Quality Control

Project Name: 1111 ELMWOOD AVE.

Project Number: B0369-018-001-004-00

Lab Number: L1810252

Report Date: 04/03/18

Parameter	LCS %Recovery	Qual	LCSD %Recovery	Qual	%Recovery Limits	RPD	Qual	RPD Limits
Semivolatile Organics by GC/MS - Westborough Lab Associated sample(s): 08-09 Batch: WG1101337-2 WG1101337-3								
1,2,4,5-Tetrachlorobenzene	93		86		40-117	8		50
Acetophenone	93		90		14-144	3		50
2,4,6-Trichlorophenol	94		89		30-130	5		50
p-Chloro-m-cresol	103		96		26-103	7		50
2-Chlorophenol	91		90		25-102	1		50
2,4-Dichlorophenol	98		94		30-130	4		50
2,4-Dimethylphenol	100		94		30-130	6		50
2-Nitrophenol	95		90		30-130	5		50
4-Nitrophenol	108		108		11-114	0		50
2,4-Dinitrophenol	65		66		4-130	2		50
4,6-Dinitro-o-cresol	85		87		10-130	2		50
Pentachlorophenol	70		70		17-109	0		50
Phenol	88		83		26-90	6		50
2-Methylphenol	97		91		30-130.	6		50
3-Methylphenol/4-Methylphenol	103		96		30-130	7		50
2,4,5-Trichlorophenol	99		97		30-130	2		50
Carbazole	90		90		54-128	0		50
Atrazine	90		94		40-140	4		50
Benzaldehyde	81		75		40-140	8		50
Caprolactam	114		112		15-130	2		50
2,3,4,6-Tetrachlorophenol	92		89		40-140	3		50

Lab Control Sample Analysis

Batch Quality Control

Project Name: 1111 ELMWOOD AVE.

Project Number: B0369-018-001-004-00

Lab Number: L1810252

Report Date: 04/03/18

Parameter	LCS %Recovery	Qual	LCSD %Recovery	Qual	%Recovery Limits	RPD	Qual	RPD Limits
Semivolatile Organics by GC/MS - Westborough Lab Associated sample(s): 08-09 Batch: WG1101337-2 WG1101337-3								

Surrogate	LCS %Recovery	Qual	LCSD %Recovery	Qual	Acceptance Criteria
2-Fluorophenol	98		94		25-120
Phenol-d6	106		97		10-120
Nitrobenzene-d5	97		93		23-120
2-Fluorobiphenyl	100		92		30-120
2,4,6-Tribromophenol	90		90		10-136
4-Terphenyl-d14	94		93		18-120

Matrix Spike Analysis
Batch Quality Control

Project Name: 1111 ELMWOOD AVE.
Project Number: B0369-018-001-004-00

Lab Number: L1810252
Report Date: 04/03/18

Parameter	Native Sample	MS Added	MS Found	MS %Recovery	Qual	MSD Found	MSD %Recovery	Qual	Recovery Limits	RPD	Qual	RPD Limits
Semivolatile Organics by GC/MS - Westborough Lab Associated sample(s): 01-07 QC Batch ID: WG1101302-4 WG1101302-5 QC Sample: L1810252-04 Client ID: B-15												
Acenaphthene	ND	1470	1300	89		1100	75		31-137	17		50
Hexachlorobenzene	ND	1470	1300	89		1200	82		40-140	8		50
Bis(2-chloroethyl)ether	ND	1470	1400	95		1200	82		40-140	15		50
2-Chloronaphthalene	ND	1470	1300	89		1200	82		40-140	8		50
3,3'-Dichlorobenzidine	ND	1470	1100	75		1000	68		40-140	10		50
2,4-Dinitrotoluene	ND	1470	1200	82		1000	68		40-132	18		50
2,6-Dinitrotoluene	ND	1470	1300	89		1100	75		40-140	17		50
Fluoranthene	ND	1470	1300	89		1200	82		40-140	8		50
4-Chlorophenyl phenyl ether	ND	1470	1300	89		1100	75		40-140	17		50
4-Bromophenyl phenyl ether	ND	1470	1200	82		1200	82		40-140	0		50
Bis(2-chloroisopropyl)ether	ND	1470	1400	95		1200	82		40-140	15		50
Bis(2-chloroethoxy)methane	ND	1470	1500	100		1200	82		40-117	22		50
Hexachlorobutadiene	ND	1470	1200	82		1100	75		40-140	9		50
Hexachlorocyclopentadiene	ND	1470	350J	**24**	Q	ND	**0**	Q	40-140	NC		50
Hexachloroethane	ND	1470	880	60		660	45		40-140	29		50
Isophorone	ND	1470	1600	110		1400	95		40-140	13		50
Naphthalene	ND	1470	1200	82		1100	75		40-140	9		50
Nitrobenzene	ND	1470	1500	100		1300	89		40-140	14		50
NDPA/DPA	ND	1470	1300	89		1200	82		36-157	8		50
n-Nitrosodi-n-propylamine	ND	1470	1600	110		1400	95		32-121	13		50
Bis(2-ethylhexyl)phthalate	ND	1470	1500	100		1400	95		40-140	7		50
Butyl benzyl phthalate	ND	1470	1400	95		1300	89		40-140	7		50
Di-n-butylphthalate	ND	1470	1400	95		1200	82		40-140	15		50

Matrix Spike Analysis
Batch Quality Control

Project Name: 1111 ELMWOOD AVE.
Project Number: B0369-018-001-004-00

Lab Number: L1810252
Report Date: 04/03/18

Parameter	Native Sample	MS Added	MS Found	MS %Recovery	Qual	MSD Found	MSD %Recovery	Qual	Recovery Limits	RPD	Qual	RPD Limits
Semivolatile Organics by GC/MS - Westborough Lab Associated sample(s): 01-07 QC Batch ID: WG1101302-4 WG1101302-5 QC Sample: L1810252-04 Client ID: B-15												
Di-n-octylphthalate	ND	1470	1400	95		1300	89		40-140	7		50
Diethyl phthalate	ND	1470	1400	95		1200	82		40-140	15		50
Dimethyl phthalate	ND	1470	1400	95		1300	89		40-140	7		50
Benzo(a)anthracene	ND	1470	1400	95		1200	82		40-140	15		50
Benzo(a)pyrene	ND	1470	1400	95		1200	82		40-140	15		50
Benzo(b)fluoranthene	ND	1470	1400	95		1200	82		40-140	15		50
Benzo(k)fluoranthene	ND	1470	1300	89		1200	82		40-140	8		50
Chrysene	ND	1470	1300	89		1200	82		40-140	8		50
Acenaphthylene	ND	1470	1400	95		1200	82		40-140	15		50
Anthracene	ND	1470	1300	89		1100	75		40-140	17		50
Benzo(ghi)perylene	ND	1470	1400	95		1200	82		40-140	15		50
Fluorene	ND	1470	1300	89		1200	82		40-140	8		50
Phenanthrene	ND	1470	1200	82		1100	75		40-140	9		50
Dibenzo(a,h)anthracene	ND	1470	1400	95		1200	82		40-140	15		50
Indeno(1,2,3-cd)pyrene	ND	1470	1400	95		1200	82		40-140	15		50
Pyrene	ND	1470	1200	82		1100	75		35-142	9		50
Biphenyl	ND	1470	1300	89		1100	75		54-104	17		50
4-Chloroaniline	ND	1470	1300	89		1200	82		40-140	8		50
2-Nitroaniline	ND	1470	1700	120		1600	110		47-134	6		50
3-Nitroaniline	ND	1470	1600	110		1500	100		26-129	6		50
4-Nitroaniline	ND	1470	1700	120		1600	110		41-125	6		50
Dibenzofuran	ND	1470	1200	82		1100	75		40-140	9		50
2-Methylnaphthalene	ND	1470	1300	89		1100	75		40-140	17		50

Matrix Spike Analysis

Batch Quality Control

Project Name: 1111 ELMWOOD AVE.

Project Number: B0369-018-001-004-00

Lab Number: L1810252

Report Date: 04/03/18

Parameter	Native Sample	MS Added	MS Found	MS %Recovery	Qual	MSD Found	MSD %Recovery	Qual	Recovery Limits	RPD	Qual	RPD Limits
Semivolatile Organics by GC/MS - Westborough Lab Associated sample(s): 01-07 QC Batch ID: WG1101302-4 WG1101302-5 QC Sample: L1810252-04 Client ID: B-15												
1,2,4,5-Tetrachlorobenzene	ND	1470	1300	89		1100	75		40-117	17		50
Acetophenone	ND	1470	1500	100		1300	89		14-144	14		50
2,4,6-Trichlorophenol	ND	1470	1500	100		1400	95		30-130	7		50
p-Chloro-m-cresol	ND	1470	1600	**110**	Q	1400	95		26-103	13		50
2-Chlorophenol	ND	1470	1400	95		1200	82		25-102	15		50
2,4-Dichlorophenol	ND	1470	1500	100		1300	89		30-130	14		50
2,4-Dimethylphenol	ND	1470	1500	100		1200	82		30-130	22		50
2-Nitrophenol	ND	1470	1000	68		620	42		30-130	47		50
4-Nitrophenol	ND	1470	1700	**120**	Q	1500	100		11-114	13		50
2,4-Dinitrophenol	ND	1470	200J	14		ND	**0**	Q	4-130	NC		50
4,6-Dinitro-o-cresol	ND	1470	360J	25		ND	**0**	Q	10-130	NC		50
Pentachlorophenol	ND	1470	1100	75		1000	68		17-109	10		50
Phenol	ND	1470	1400	**95**	Q	1200	82		26-90	15		50
2-Methylphenol	ND	1470	1500	100		1300	89		30-130.	14		50
3-Methylphenol/4-Methylphenol	ND	1470	1500	100		1300	89		30-130	14		50
2,4,5-Trichlorophenol	ND	1470	1600	110		1400	95		30-130	13		50
Carbazole	ND	1470	1300	89		1200	82		54-128	8		50
Atrazine	ND	1470	1300	89		1200	82		40-140	8		50
Benzaldehyde	ND	1470	1200	82		1000	68		40-140	18		50
Caprolactam	ND	1470	1700	120		1500	100		15-130	13		50
2,3,4,6-Tetrachlorophenol	ND	1470	1400	95		1300	89		40-140	7		50

Matrix Spike Analysis

Batch Quality Control

Project Name: 1111 ELMWOOD AVE.

Project Number: B0369-018-001-004-00

Lab Number: L1810252

Report Date: 04/03/18

Parameter	*Native Sample*	*MS Added*	*MS Found*	*MS %Recovery*	*Qual*	*MSD Found*	*MSD %Recovery*	*Qual*	*Recovery Limits*	*RPD*	*Qual*	*RPD Limits*
Semivolatile Organics by GC/MS - Westborough Lab Associated sample(s): 01-07 QC Batch ID: WG1101302-4 WG1101302-5 QC Sample: L1810252-04 Client ID: B-15												

Surrogate	*MS % Recovery*	*MS Qualifier*	*MSD % Recovery*	*MSD Qualifier*	*Acceptance Criteria*
2,4,6-Tribromophenol	93		82		10-136
2-Fluorobiphenyl	81		71		30-120
2-Fluorophenol	87		77		25-120
4-Terphenyl-d14	81		73		18-120
Nitrobenzene-d5	95		82		23-120
Phenol-d6	92		78		10-120

METALS

Project Name: 1111 ELMWOOD AVE. **Lab Number:** L1810252

Project Number: B0369-018-001-004-00 **Report Date:** 04/03/18

SAMPLE RESULTS

Lab ID: L1810252-01 Date Collected: 03/26/18 08:38

Client ID: B-13 Date Received: 03/26/18

Sample Location: BUFFALO Field Prep: Not Specified

Sample Depth:

Matrix: Soil

Percent Solids: 84%

Parameter	Result	Qualifier	Units	RL	MDL	Dilution Factor	Date Prepared	Date Analyzed	Prep Method	Analytical Method	Analyst
Total Metals - Mansfield Lab											
Aluminum, Total	7200		mg/kg	8.98	2.42	2	03/27/18 21:10	03/30/18 14:08	EPA 3050B	1,6010C	AB
Antimony, Total	ND		mg/kg	4.49	0.341	2	03/27/18 21:10	03/30/18 14:08	EPA 3050B	1,6010C	AB
Arsenic, Total	2.35		mg/kg	0.898	0.187	2	03/27/18 21:10	03/30/18 14:08	EPA 3050B	1,6010C	AB
Barium, Total	65.2		mg/kg	0.898	0.156	2	03/27/18 21:10	03/30/18 14:08	EPA 3050B	1,6010C	AB
Beryllium, Total	0.287	J	mg/kg	0.449	0.030	2	03/27/18 21:10	03/30/18 14:08	EPA 3050B	1,6010C	AB
Cadmium, Total	0.368	J	mg/kg	0.898	0.088	2	03/27/18 21:10	03/30/18 14:08	EPA 3050B	1,6010C	AB
Calcium, Total	64800		mg/kg	8.98	3.14	2	03/27/18 21:10	03/30/18 14:08	EPA 3050B	1,6010C	AB
Chromium, Total	10.7		mg/kg	0.898	0.086	2	03/27/18 21:10	03/30/18 14:08	EPA 3050B	1,6010C	AB
Cobalt, Total	5.98		mg/kg	1.80	0.149	2	03/27/18 21:10	03/30/18 14:08	EPA 3050B	1,6010C	AB
Copper, Total	12.5		mg/kg	0.898	0.232	2	03/27/18 21:10	03/30/18 14:08	EPA 3050B	1,6010C	AB
Iron, Total	14600		mg/kg	4.49	0.810	2	03/27/18 21:10	03/30/18 14:08	EPA 3050B	1,6010C	AB
Lead, Total	11.0		mg/kg	4.49	0.240	2	03/27/18 21:10	03/30/18 14:08	EPA 3050B	1,6010C	AB
Magnesium, Total	21500		mg/kg	8.98	1.38	2	03/27/18 21:10	04/02/18 13:42	EPA 3050B	1,6010C	LC
Manganese, Total	409		mg/kg	0.898	0.143	2	03/27/18 21:10	03/30/18 14:08	EPA 3050B	1,6010C	AB
Mercury, Total	ND		mg/kg	0.074	0.016	1	03/27/18 09:00	03/28/18 19:44	EPA 7471B	1,7471B	EA
Nickel, Total	11.5		mg/kg	2.24	0.217	2	03/27/18 21:10	03/30/18 14:08	EPA 3050B	1,6010C	AB
Potassium, Total	1280		mg/kg	224	12.9	2	03/27/18 21:10	03/30/18 14:08	EPA 3050B	1,6010C	AB
Selenium, Total	0.377	J	mg/kg	1.80	0.232	2	03/27/18 21:10	03/30/18 14:08	EPA 3050B	1,6010C	AB
Silver, Total	ND		mg/kg	0.898	0.254	2	03/27/18 21:10	03/30/18 14:08	EPA 3050B	1,6010C	AB
Sodium, Total	181		mg/kg	180	2.83	2	03/27/18 21:10	03/30/18 14:08	EPA 3050B	1,6010C	AB
Thallium, Total	ND		mg/kg	1.80	0.283	2	03/27/18 21:10	03/30/18 14:08	EPA 3050B	1,6010C	AB
Vanadium, Total	15.9		mg/kg	0.898	0.182	2	03/27/18 21:10	03/30/18 14:08	EPA 3050B	1,6010C	AB
Zinc, Total	53.8		mg/kg	4.49	0.263	2	03/27/18 21:10	03/30/18 14:08	EPA 3050B	1,6010C	AB

Project Name: 1111 ELMWOOD AVE.
Lab Number: L1810252
Project Number: B0369-018-001-004-00
Report Date: 04/03/18

SAMPLE RESULTS

Lab ID: L1810252-02
Client ID: BLIND DUP #2
Sample Location: BUFFALO
Date Collected: 03/26/18 08:48
Date Received: 03/26/18
Field Prep: Not Specified

Sample Depth:
Matrix: Soil
Percent Solids: 88%

Parameter	Result	Qualifier	Units	RL	MDL	Dilution Factor	Date Prepared	Date Analyzed	Prep Method	Analytical Method	Analyst
Total Metals - Mansfield Lab											
Aluminum, Total	7120		mg/kg	8.59	2.32	2	03/27/18 21:10	03/30/18 14:13	EPA 3050B	1,6010C	AB
Antimony, Total	ND		mg/kg	4.29	0.326	2	03/27/18 21:10	03/30/18 14:13	EPA 3050B	1,6010C	AB
Arsenic, Total	2.11		mg/kg	0.859	0.178	2	03/27/18 21:10	03/30/18 14:13	EPA 3050B	1,6010C	AB
Barium, Total	63.8		mg/kg	0.859	0.149	2	03/27/18 21:10	03/30/18 14:13	EPA 3050B	1,6010C	AB
Beryllium, Total	0.232	J	mg/kg	0.429	0.028	2	03/27/18 21:10	03/30/18 14:13	EPA 3050B	1,6010C	AB
Cadmium, Total	0.361	J	mg/kg	0.859	0.084	2	03/27/18 21:10	03/30/18 14:13	EPA 3050B	1,6010C	AB
Calcium, Total	66600		mg/kg	8.59	3.00	2	03/27/18 21:10	03/30/18 14:13	EPA 3050B	1,6010C	AB
Chromium, Total	10.4		mg/kg	0.859	0.082	2	03/27/18 21:10	03/30/18 14:13	EPA 3050B	1,6010C	AB
Cobalt, Total	5.44		mg/kg	1.72	0.142	2	03/27/18 21:10	03/30/18 14:13	EPA 3050B	1,6010C	AB
Copper, Total	12.2		mg/kg	0.859	0.222	2	03/27/18 21:10	03/30/18 14:13	EPA 3050B	1,6010C	AB
Iron, Total	13900		mg/kg	4.29	0.775	2	03/27/18 21:10	03/30/18 14:13	EPA 3050B	1,6010C	AB
Lead, Total	11.1		mg/kg	4.29	0.230	2	03/27/18 21:10	03/30/18 14:13	EPA 3050B	1,6010C	AB
Magnesium, Total	22300		mg/kg	8.59	1.32	2	03/27/18 21:10	04/02/18 13:46	EPA 3050B	1,6010C	LC
Manganese, Total	394		mg/kg	0.859	0.136	2	03/27/18 21:10	03/30/18 14:13	EPA 3050B	1,6010C	AB
Mercury, Total	ND		mg/kg	0.074	0.016	1	03/27/18 09:00	03/28/18 19:46	EPA 7471B	1,7471B	EA
Nickel, Total	10.8		mg/kg	2.15	0.208	2	03/27/18 21:10	03/30/18 14:13	EPA 3050B	1,6010C	AB
Potassium, Total	1320		mg/kg	215	12.4	2	03/27/18 21:10	03/30/18 14:13	EPA 3050B	1,6010C	AB
Selenium, Total	0.489	J	mg/kg	1.72	0.222	2	03/27/18 21:10	03/30/18 14:13	EPA 3050B	1,6010C	AB
Silver, Total	ND		mg/kg	0.859	0.243	2	03/27/18 21:10	03/30/18 14:13	EPA 3050B	1,6010C	AB
Sodium, Total	180		mg/kg	172	2.70	2	03/27/18 21:10	03/30/18 14:13	EPA 3050B	1,6010C	AB
Thallium, Total	ND		mg/kg	1.72	0.270	2	03/27/18 21:10	03/30/18 14:13	EPA 3050B	1,6010C	AB
Vanadium, Total	15.1		mg/kg	0.859	0.174	2	03/27/18 21:10	03/30/18 14:13	EPA 3050B	1,6010C	AB
Zinc, Total	55.0		mg/kg	4.29	0.252	2	03/27/18 21:10	03/30/18 14:13	EPA 3050B	1,6010C	AB

Project Name: 1111 ELMWOOD AVE.
Lab Number: L1810252
Project Number: B0369-018-001-004-00
Report Date: 04/03/18

SAMPLE RESULTS

Lab ID: L1810252-03
Client ID: B-14
Sample Location: BUFFALO
Date Collected: 03/26/18 08:45
Date Received: 03/26/18
Field Prep: Not Specified

Sample Depth:
Matrix: Soil
Percent Solids: 87%

Parameter	Result	Qualifier	Units	RL	MDL	Dilution Factor	Date Prepared	Date Analyzed	Prep Method	Analytical Method	Analyst
Total Metals - Mansfield Lab											
Aluminum, Total	7080		mg/kg	8.92	2.41	2	03/27/18 21:10	03/30/18 14:17	EPA 3050B	1,6010C	AB
Antimony, Total	ND		mg/kg	4.46	0.339	2	03/27/18 21:10	03/30/18 14:17	EPA 3050B	1,6010C	AB
Arsenic, Total	1.81		mg/kg	0.892	0.186	2	03/27/18 21:10	03/30/18 14:17	EPA 3050B	1,6010C	AB
Barium, Total	63.5		mg/kg	0.892	0.155	2	03/27/18 21:10	03/30/18 14:17	EPA 3050B	1,6010C	AB
Beryllium, Total	0.276	J	mg/kg	0.446	0.029	2	03/27/18 21:10	03/30/18 14:17	EPA 3050B	1,6010C	AB
Cadmium, Total	0.384	J	mg/kg	0.892	0.087	2	03/27/18 21:10	03/30/18 14:17	EPA 3050B	1,6010C	AB
Calcium, Total	74500		mg/kg	8.92	3.12	2	03/27/18 21:10	03/30/18 14:17	EPA 3050B	1,6010C	AB
Chromium, Total	10.9		mg/kg	0.892	0.086	2	03/27/18 21:10	03/30/18 14:17	EPA 3050B	1,6010C	AB
Cobalt, Total	5.89		mg/kg	1.78	0.148	2	03/27/18 21:10	03/30/18 14:17	EPA 3050B	1,6010C	AB
Copper, Total	13.0		mg/kg	0.892	0.230	2	03/27/18 21:10	03/30/18 14:17	EPA 3050B	1,6010C	AB
Iron, Total	14500		mg/kg	4.46	0.806	2	03/27/18 21:10	03/30/18 14:17	EPA 3050B	1,6010C	AB
Lead, Total	11.2		mg/kg	4.46	0.239	2	03/27/18 21:10	03/30/18 14:17	EPA 3050B	1,6010C	AB
Magnesium, Total	23100		mg/kg	8.92	1.37	2	03/27/18 21:10	04/02/18 13:50	EPA 3050B	1,6010C	LC
Manganese, Total	450		mg/kg	0.892	0.142	2	03/27/18 21:10	03/30/18 14:17	EPA 3050B	1,6010C	AB
Mercury, Total	ND		mg/kg	0.075	0.016	1	03/27/18 09:00	03/28/18 19:47	EPA 7471B	1,7471B	EA
Nickel, Total	12.0		mg/kg	2.23	0.216	2	03/27/18 21:10	03/30/18 14:17	EPA 3050B	1,6010C	AB
Potassium, Total	1280		mg/kg	223	12.8	2	03/27/18 21:10	03/30/18 14:17	EPA 3050B	1,6010C	AB
Selenium, Total	0.731	J	mg/kg	1.78	0.230	2	03/27/18 21:10	03/30/18 14:17	EPA 3050B	1,6010C	AB
Silver, Total	ND		mg/kg	0.892	0.252	2	03/27/18 21:10	03/30/18 14:17	EPA 3050B	1,6010C	AB
Sodium, Total	172	J	mg/kg	178	2.81	2	03/27/18 21:10	03/30/18 14:17	EPA 3050B	1,6010C	AB
Thallium, Total	ND		mg/kg	1.78	0.281	2	03/27/18 21:10	03/30/18 14:17	EPA 3050B	1,6010C	AB
Vanadium, Total	16.0		mg/kg	0.892	0.181	2	03/27/18 21:10	03/30/18 14:17	EPA 3050B	1,6010C	AB
Zinc, Total	52.2		mg/kg	4.46	0.261	2	03/27/18 21:10	03/30/18 14:17	EPA 3050B	1,6010C	AB

Project Name: 1111 ELMWOOD AVE.
Lab Number: L1810252
Project Number: B0369-018-001-004-00
Report Date: 04/03/18

SAMPLE RESULTS

Lab ID: L1810252-04
Client ID: B-15
Sample Location: BUFFALO
Date Collected: 03/26/18 10:34
Date Received: 03/26/18
Field Prep: Not Specified

Sample Depth:
Matrix: Soil
Percent Solids: 89%

Total Metals - Mansfield Lab

Parameter	Result	Qualifier	Units	RL	MDL	Dilution Factor	Date Prepared	Date Analyzed	Prep Method	Analytical Method	Analyst
Aluminum, Total	6020		mg/kg	8.64	2.33	2	03/27/18 21:10	03/30/18 13:50	EPA 3050B	1,6010C	AB
Antimony, Total	ND		mg/kg	4.32	0.328	2	03/27/18 21:10	03/30/18 13:50	EPA 3050B	1,6010C	AB
Arsenic, Total	1.69		mg/kg	0.864	0.180	2	03/27/18 21:10	03/30/18 13:50	EPA 3050B	1,6010C	AB
Barium, Total	51.2		mg/kg	0.864	0.150	2	03/27/18 21:10	03/30/18 13:50	EPA 3050B	1,6010C	AB
Beryllium, Total	0.190	J	mg/kg	0.432	0.029	2	03/27/18 21:10	03/30/18 13:50	EPA 3050B	1,6010C	AB
Cadmium, Total	0.372	J	mg/kg	0.864	0.085	2	03/27/18 21:10	03/30/18 13:50	EPA 3050B	1,6010C	AB
Calcium, Total	65600		mg/kg	8.64	3.02	2	03/27/18 21:10	03/30/18 13:50	EPA 3050B	1,6010C	AB
Chromium, Total	9.34		mg/kg	0.864	0.083	2	03/27/18 21:10	03/30/18 13:50	EPA 3050B	1,6010C	AB
Cobalt, Total	5.06		mg/kg	1.73	0.143	2	03/27/18 21:10	03/30/18 13:50	EPA 3050B	1,6010C	AB
Copper, Total	12.0		mg/kg	0.864	0.223	2	03/27/18 21:10	03/30/18 13:50	EPA 3050B	1,6010C	AB
Iron, Total	12800		mg/kg	4.32	0.780	2	03/27/18 21:10	03/30/18 13:50	EPA 3050B	1,6010C	AB
Lead, Total	12.1		mg/kg	4.32	0.232	2	03/27/18 21:10	03/30/18 13:50	EPA 3050B	1,6010C	AB
Magnesium, Total	22800		mg/kg	8.64	1.33	2	03/27/18 21:10	04/02/18 13:21	EPA 3050B	1,6010C	LC
Manganese, Total	377		mg/kg	0.864	0.137	2	03/27/18 21:10	03/30/18 13:50	EPA 3050B	1,6010C	AB
Mercury, Total	0.020	J	mg/kg	0.070	0.015	1	03/27/18 09:00	03/28/18 19:12	EPA 7471B	1,7471B	EA
Nickel, Total	9.66		mg/kg	2.16	0.209	2	03/27/18 21:10	03/30/18 13:50	EPA 3050B	1,6010C	AB
Potassium, Total	1070		mg/kg	216	12.4	2	03/27/18 21:10	03/30/18 13:50	EPA 3050B	1,6010C	AB
Selenium, Total	0.752	J	mg/kg	1.73	0.223	2	03/27/18 21:10	03/30/18 13:50	EPA 3050B	1,6010C	AB
Silver, Total	ND		mg/kg	0.864	0.245	2	03/27/18 21:10	03/30/18 13:50	EPA 3050B	1,6010C	AB
Sodium, Total	260		mg/kg	173	2.72	2	03/27/18 21:10	03/30/18 13:50	EPA 3050B	1,6010C	AB
Thallium, Total	ND		mg/kg	1.73	0.272	2	03/27/18 21:10	03/30/18 13:50	EPA 3050B	1,6010C	AB
Vanadium, Total	14.3		mg/kg	0.864	0.175	2	03/27/18 21:10	03/30/18 13:50	EPA 3050B	1,6010C	AB
Zinc, Total	61.0		mg/kg	4.32	0.253	2	03/27/18 21:10	03/30/18 13:50	EPA 3050B	1,6010C	AB

Project Name: 1111 ELMWOOD AVE.
Lab Number: L1810252
Project Number: B0369-018-001-004-00
Report Date: 04/03/18

SAMPLE RESULTS

Lab ID: L1810252-05
Client ID: SW-10
Sample Location: BUFFALO
Date Collected: 03/26/18 12:59
Date Received: 03/26/18
Field Prep: Not Specified

Sample Depth:
Matrix: Soil
Percent Solids: 93%

Parameter	Result	Qualifier	Units	RL	MDL	Dilution Factor	Date Prepared	Date Analyzed	Prep Method	Analytical Method	Analyst
Total Metals - Mansfield Lab											
Aluminum, Total	6230		mg/kg	8.35	2.25	2	03/27/18 21:10	03/30/18 15:13	EPA 3050B	1,6010C	AB
Antimony, Total	ND		mg/kg	4.17	0.317	2	03/27/18 21:10	03/30/18 15:13	EPA 3050B	1,6010C	AB
Arsenic, Total	2.09		mg/kg	0.835	0.174	2	03/27/18 21:10	03/30/18 15:13	EPA 3050B	1,6010C	AB
Barium, Total	60.7		mg/kg	0.835	0.145	2	03/27/18 21:10	03/30/18 15:13	EPA 3050B	1,6010C	AB
Beryllium, Total	0.242	J	mg/kg	0.417	0.028	2	03/27/18 21:10	03/30/18 15:13	EPA 3050B	1,6010C	AB
Cadmium, Total	0.501	J	mg/kg	0.835	0.082	2	03/27/18 21:10	03/30/18 15:13	EPA 3050B	1,6010C	AB
Calcium, Total	68400		mg/kg	8.35	2.92	2	03/27/18 21:10	03/30/18 15:13	EPA 3050B	1,6010C	AB
Chromium, Total	9.33		mg/kg	0.835	0.080	2	03/27/18 21:10	03/30/18 15:13	EPA 3050B	1,6010C	AB
Cobalt, Total	4.99		mg/kg	1.67	0.138	2	03/27/18 21:10	03/30/18 15:13	EPA 3050B	1,6010C	AB
Copper, Total	12.7		mg/kg	0.835	0.215	2	03/27/18 21:10	03/30/18 15:13	EPA 3050B	1,6010C	AB
Iron, Total	13000		mg/kg	4.17	0.754	2	03/27/18 21:10	03/30/18 15:13	EPA 3050B	1,6010C	AB
Lead, Total	12.1		mg/kg	4.17	0.224	2	03/27/18 21:10	03/30/18 15:13	EPA 3050B	1,6010C	AB
Magnesium, Total	22100		mg/kg	8.35	1.28	2	03/27/18 21:10	04/02/18 14:33	EPA 3050B	1,6010C	LC
Manganese, Total	390		mg/kg	0.835	0.133	2	03/27/18 21:10	03/30/18 15:13	EPA 3050B	1,6010C	AB
Mercury, Total	0.016	J	mg/kg	0.071	0.015	1	03/27/18 09:00	03/28/18 19:53	EPA 7471B	1,7471B	EA
Nickel, Total	9.78		mg/kg	2.09	0.202	2	03/27/18 21:10	03/30/18 15:13	EPA 3050B	1,6010C	AB
Potassium, Total	998		mg/kg	209	12.0	2	03/27/18 21:10	03/30/18 15:13	EPA 3050B	1,6010C	AB
Selenium, Total	0.300	J	mg/kg	1.67	0.215	2	03/27/18 21:10	03/30/18 15:13	EPA 3050B	1,6010C	AB
Silver, Total	ND		mg/kg	0.835	0.236	2	03/27/18 21:10	03/30/18 15:13	EPA 3050B	1,6010C	AB
Sodium, Total	165	J	mg/kg	167	2.63	2	03/27/18 21:10	03/30/18 15:13	EPA 3050B	1,6010C	AB
Thallium, Total	ND		mg/kg	1.67	0.263	2	03/27/18 21:10	03/30/18 15:13	EPA 3050B	1,6010C	AB
Vanadium, Total	14.3		mg/kg	0.835	0.169	2	03/27/18 21:10	03/30/18 15:13	EPA 3050B	1,6010C	AB
Zinc, Total	63.4		mg/kg	4.17	0.245	2	03/27/18 21:10	03/30/18 15:13	EPA 3050B	1,6010C	AB

Project Name: 1111 ELMWOOD AVE.
Lab Number: L1810252
Project Number: B0369-018-001-004-00
Report Date: 04/03/18

SAMPLE RESULTS

Lab ID: L1810252-06
Client ID: B-16
Sample Location: BUFFALO
Date Collected: 03/26/18 11:15
Date Received: 03/26/18
Field Prep: Not Specified

Sample Depth:
Matrix: Soil
Percent Solids: 85%

Parameter	Result	Qualifier	Units	RL	MDL	Dilution Factor	Date Prepared	Date Analyzed	Prep Method	Analytical Method	Analyst
Total Metals - Mansfield Lab											
Aluminum, Total	9500		mg/kg	8.89	2.40	2	03/27/18 21:10	03/30/18 15:17	EPA 3050B	1,6010C	AB
Antimony, Total	ND		mg/kg	4.44	0.338	2	03/27/18 21:10	03/30/18 15:17	EPA 3050B	1,6010C	AB
Arsenic, Total	1.52		mg/kg	0.889	0.185	2	03/27/18 21:10	03/30/18 15:17	EPA 3050B	1,6010C	AB
Barium, Total	71.9		mg/kg	0.889	0.155	2	03/27/18 21:10	03/30/18 15:17	EPA 3050B	1,6010C	AB
Beryllium, Total	0.400	J	mg/kg	0.444	0.029	2	03/27/18 21:10	03/30/18 15:17	EPA 3050B	1,6010C	AB
Cadmium, Total	0.320	J	mg/kg	0.889	0.087	2	03/27/18 21:10	03/30/18 15:17	EPA 3050B	1,6010C	AB
Calcium, Total	11200		mg/kg	8.89	3.11	2	03/27/18 21:10	03/30/18 15:17	EPA 3050B	1,6010C	AB
Chromium, Total	12.7		mg/kg	0.889	0.085	2	03/27/18 21:10	03/30/18 15:17	EPA 3050B	1,6010C	AB
Cobalt, Total	4.19		mg/kg	1.78	0.148	2	03/27/18 21:10	03/30/18 15:17	EPA 3050B	1,6010C	AB
Copper, Total	11.2		mg/kg	0.889	0.229	2	03/27/18 21:10	03/30/18 15:17	EPA 3050B	1,6010C	AB
Iron, Total	14400		mg/kg	4.44	0.803	2	03/27/18 21:10	03/30/18 15:17	EPA 3050B	1,6010C	AB
Lead, Total	11.2		mg/kg	4.44	0.238	2	03/27/18 21:10	03/30/18 15:17	EPA 3050B	1,6010C	AB
Magnesium, Total	6140		mg/kg	8.89	1.37	2	03/27/18 21:10	04/02/18 14:38	EPA 3050B	1,6010C	LC
Manganese, Total	184		mg/kg	0.889	0.141	2	03/27/18 21:10	03/30/18 15:17	EPA 3050B	1,6010C	AB
Mercury, Total	0.024	J	mg/kg	0.075	0.016	1	03/27/18 09:00	03/28/18 19:55	EPA 7471B	1,7471B	EA
Nickel, Total	10.8		mg/kg	2.22	0.215	2	03/27/18 21:10	03/30/18 15:17	EPA 3050B	1,6010C	AB
Potassium, Total	881		mg/kg	222	12.8	2	03/27/18 21:10	03/30/18 15:17	EPA 3050B	1,6010C	AB
Selenium, Total	0.578	J	mg/kg	1.78	0.229	2	03/27/18 21:10	03/30/18 15:17	EPA 3050B	1,6010C	AB
Silver, Total	ND		mg/kg	0.889	0.252	2	03/27/18 21:10	03/30/18 15:17	EPA 3050B	1,6010C	AB
Sodium, Total	110	J	mg/kg	178	2.80	2	03/27/18 21:10	03/30/18 15:17	EPA 3050B	1,6010C	AB
Thallium, Total	ND		mg/kg	1.78	0.280	2	03/27/18 21:10	03/30/18 15:17	EPA 3050B	1,6010C	AB
Vanadium, Total	17.1		mg/kg	0.889	0.180	2	03/27/18 21:10	03/30/18 15:17	EPA 3050B	1,6010C	AB
Zinc, Total	64.3		mg/kg	4.44	0.260	2	03/27/18 21:10	03/30/18 15:17	EPA 3050B	1,6010C	AB

Project Name: 1111 ELMWOOD AVE.
Lab Number: L1810252
Project Number: B0369-018-001-004-00
Report Date: 04/03/18

SAMPLE RESULTS

Lab ID: L1810252-07
Client ID: B-17
Sample Location: BUFFALO
Date Collected: 03/26/18 15:10
Date Received: 03/26/18
Field Prep: Not Specified

Sample Depth:
Matrix: Soil
Percent Solids: 89%

Total Metals - Mansfield Lab

Parameter	Result	Qualifier	Units	RL	MDL	Dilution Factor	Date Prepared	Date Analyzed	Prep Method	Analytical Method	Analyst
Aluminum, Total	9500		mg/kg	8.60	2.32	2	03/27/18 21:10	03/30/18 15:22	EPA 3050B	1,6010C	AB
Antimony, Total	ND		mg/kg	4.30	0.327	2	03/27/18 21:10	03/30/18 15:22	EPA 3050B	1,6010C	AB
Arsenic, Total	2.63		mg/kg	0.860	0.179	2	03/27/18 21:10	03/30/18 15:22	EPA 3050B	1,6010C	AB
Barium, Total	81.7		mg/kg	0.860	0.150	2	03/27/18 21:10	03/30/18 15:22	EPA 3050B	1,6010C	AB
Beryllium, Total	0.396	J	mg/kg	0.430	0.028	2	03/27/18 21:10	03/30/18 15:22	EPA 3050B	1,6010C	AB
Cadmium, Total	0.396	J	mg/kg	0.860	0.084	2	03/27/18 21:10	03/30/18 15:22	EPA 3050B	1,6010C	AB
Calcium, Total	63200		mg/kg	8.60	3.01	2	03/27/18 21:10	03/30/18 15:22	EPA 3050B	1,6010C	AB
Chromium, Total	14.0		mg/kg	0.860	0.083	2	03/27/18 21:10	03/30/18 15:22	EPA 3050B	1,6010C	AB
Cobalt, Total	7.76		mg/kg	1.72	0.143	2	03/27/18 21:10	03/30/18 15:22	EPA 3050B	1,6010C	AB
Copper, Total	14.7		mg/kg	0.860	0.222	2	03/27/18 21:10	03/30/18 15:22	EPA 3050B	1,6010C	AB
Iron, Total	17600		mg/kg	4.30	0.776	2	03/27/18 21:10	03/30/18 15:22	EPA 3050B	1,6010C	AB
Lead, Total	12.2		mg/kg	4.30	0.230	2	03/27/18 21:10	03/30/18 15:22	EPA 3050B	1,6010C	AB
Magnesium, Total	16700		mg/kg	8.60	1.32	2	03/27/18 21:10	04/02/18 14:42	EPA 3050B	1,6010C	LC
Manganese, Total	380		mg/kg	0.860	0.137	2	03/27/18 21:10	03/30/18 15:22	EPA 3050B	1,6010C	AB
Mercury, Total	0.017	J	mg/kg	0.072	0.015	1	03/27/18 09:00	03/28/18 19:57	EPA 7471B	1,7471B	EA
Nickel, Total	15.3		mg/kg	2.15	0.208	2	03/27/18 21:10	03/30/18 15:22	EPA 3050B	1,6010C	AB
Potassium, Total	1390		mg/kg	215	12.4	2	03/27/18 21:10	03/30/18 15:22	EPA 3050B	1,6010C	AB
Selenium, Total	0.645	J	mg/kg	1.72	0.222	2	03/27/18 21:10	03/30/18 15:22	EPA 3050B	1,6010C	AB
Silver, Total	ND		mg/kg	0.860	0.243	2	03/27/18 21:10	03/30/18 15:22	EPA 3050B	1,6010C	AB
Sodium, Total	178		mg/kg	172	2.71	2	03/27/18 21:10	03/30/18 15:22	EPA 3050B	1,6010C	AB
Thallium, Total	ND		mg/kg	1.72	0.271	2	03/27/18 21:10	03/30/18 15:22	EPA 3050B	1,6010C	AB
Vanadium, Total	18.1		mg/kg	0.860	0.174	2	03/27/18 21:10	03/30/18 15:22	EPA 3050B	1,6010C	AB
Zinc, Total	53.5		mg/kg	4.30	0.252	2	03/27/18 21:10	03/30/18 15:22	EPA 3050B	1,6010C	AB

Project Name: 1111 ELMWOOD AVE.
Lab Number: L1810252
Project Number: B0369-018-001-004-00
Report Date: 04/03/18

SAMPLE RESULTS

Lab ID: L1810252-08
Client ID: B-18
Sample Location: BUFFALO
Date Collected: 03/27/18 09:48
Date Received: 03/27/18
Field Prep: Not Specified

Sample Depth:
Matrix: Soil
Percent Solids: 88%

Total Metals - Mansfield Lab

Parameter	Result	Qualifier	Units	RL	MDL	Dilution Factor	Date Prepared	Date Analyzed	Prep Method	Analytical Method	Analyst
Aluminum, Total	6280		mg/kg	8.80	2.38	2	03/28/18 19:30	03/30/18 11:07	EPA 3050B	1,6010C	PE
Antimony, Total	ND		mg/kg	4.40	0.334	2	03/28/18 19:30	03/30/18 11:07	EPA 3050B	1,6010C	PE
Arsenic, Total	2.16		mg/kg	0.880	0.183	2	03/28/18 19:30	03/30/18 11:07	EPA 3050B	1,6010C	PE
Barium, Total	54.7		mg/kg	0.880	0.153	2	03/28/18 19:30	03/30/18 11:07	EPA 3050B	1,6010C	PE
Beryllium, Total	0.308	J	mg/kg	0.440	0.029	2	03/28/18 19:30	03/30/18 11:07	EPA 3050B	1,6010C	PE
Cadmium, Total	0.255	J	mg/kg	0.880	0.086	2	03/28/18 19:30	03/30/18 11:07	EPA 3050B	1,6010C	PE
Calcium, Total	56200		mg/kg	8.80	3.08	2	03/28/18 19:30	03/30/18 11:07	EPA 3050B	1,6010C	PE
Chromium, Total	9.89		mg/kg	0.880	0.085	2	03/28/18 19:30	03/30/18 11:07	EPA 3050B	1,6010C	PE
Cobalt, Total	5.48		mg/kg	1.76	0.146	2	03/28/18 19:30	03/30/18 11:07	EPA 3050B	1,6010C	PE
Copper, Total	13.5		mg/kg	0.880	0.227	2	03/28/18 19:30	03/30/18 11:07	EPA 3050B	1,6010C	PE
Iron, Total	12900		mg/kg	4.40	0.794	2	03/28/18 19:30	03/30/18 11:07	EPA 3050B	1,6010C	PE
Lead, Total	13.7		mg/kg	4.40	0.236	2	03/28/18 19:30	03/30/18 11:07	EPA 3050B	1,6010C	PE
Magnesium, Total	21200		mg/kg	8.80	1.35	2	03/28/18 19:30	03/30/18 11:07	EPA 3050B	1,6010C	PE
Manganese, Total	363		mg/kg	0.880	0.140	2	03/28/18 19:30	03/30/18 11:07	EPA 3050B	1,6010C	PE
Mercury, Total	0.019	J	mg/kg	0.072	0.015	1	03/29/18 08:00	03/29/18 19:07	EPA 7471B	1,7471B	EA
Nickel, Total	11.7		mg/kg	2.20	0.213	2	03/28/18 19:30	03/30/18 11:07	EPA 3050B	1,6010C	PE
Potassium, Total	826		mg/kg	220	12.7	2	03/28/18 19:30	03/30/18 11:07	EPA 3050B	1,6010C	PE
Selenium, Total	ND		mg/kg	1.76	0.227	2	03/28/18 19:30	03/30/18 11:07	EPA 3050B	1,6010C	PE
Silver, Total	ND		mg/kg	0.880	0.249	2	03/28/18 19:30	03/30/18 11:07	EPA 3050B	1,6010C	PE
Sodium, Total	113	J	mg/kg	176	2.77	2	03/28/18 19:30	03/30/18 11:07	EPA 3050B	1,6010C	PE
Thallium, Total	ND		mg/kg	1.76	0.277	2	03/28/18 19:30	03/30/18 11:07	EPA 3050B	1,6010C	PE
Vanadium, Total	15.4		mg/kg	0.880	0.178	2	03/28/18 19:30	03/30/18 11:07	EPA 3050B	1,6010C	PE
Zinc, Total	56.2		mg/kg	4.40	0.258	2	03/28/18 19:30	03/30/18 11:07	EPA 3050B	1,6010C	PE

Project Name: 1111 ELMWOOD AVE.
Lab Number: L1810252
Project Number: B0369-018-001-004-00
Report Date: 04/03/18

SAMPLE RESULTS

Lab ID: L1810252-09
Client ID: B-19
Sample Location: BUFFALO
Date Collected: 03/27/18 15:20
Date Received: 03/27/18
Field Prep: Not Specified

Sample Depth:
Matrix: Soil
Percent Solids: 73%

Total Metals - Mansfield Lab

Parameter	Result	Qualifier	Units	RL	MDL	Dilution Factor	Date Prepared	Date Analyzed	Prep Method	Analytical Method	Analyst
Aluminum, Total	13200		mg/kg	10.4	2.82	2	03/28/18 19:30	03/30/18 10:20	EPA 3050B	1,6010C	PE
Antimony, Total	0.417	J	mg/kg	5.21	0.396	2	03/28/18 19:30	03/30/18 10:20	EPA 3050B	1,6010C	PE
Arsenic, Total	2.39		mg/kg	1.04	0.217	2	03/28/18 19:30	03/30/18 10:20	EPA 3050B	1,6010C	PE
Barium, Total	108		mg/kg	1.04	0.181	2	03/28/18 19:30	03/30/18 10:20	EPA 3050B	1,6010C	PE
Beryllium, Total	0.719		mg/kg	0.521	0.034	2	03/28/18 19:30	03/30/18 10:20	EPA 3050B	1,6010C	PE
Cadmium, Total	0.469	J	mg/kg	1.04	0.102	2	03/28/18 19:30	03/30/18 10:20	EPA 3050B	1,6010C	PE
Calcium, Total	2770		mg/kg	10.4	3.65	2	03/28/18 19:30	03/30/18 10:20	EPA 3050B	1,6010C	PE
Chromium, Total	15.0		mg/kg	1.04	0.100	2	03/28/18 19:30	03/30/18 10:20	EPA 3050B	1,6010C	PE
Cobalt, Total	8.55		mg/kg	2.08	0.173	2	03/28/18 19:30	03/30/18 10:20	EPA 3050B	1,6010C	PE
Copper, Total	10.5		mg/kg	1.04	0.269	2	03/28/18 19:30	03/30/18 10:20	EPA 3050B	1,6010C	PE
Iron, Total	17700		mg/kg	5.21	0.942	2	03/28/18 19:30	03/30/18 10:20	EPA 3050B	1,6010C	PE
Lead, Total	14.6		mg/kg	5.21	0.279	2	03/28/18 19:30	03/30/18 10:20	EPA 3050B	1,6010C	PE
Magnesium, Total	3510		mg/kg	10.4	1.60	2	03/28/18 19:30	03/30/18 10:20	EPA 3050B	1,6010C	PE
Manganese, Total	302		mg/kg	1.04	0.166	2	03/28/18 19:30	03/30/18 10:20	EPA 3050B	1,6010C	PE
Mercury, Total	0.050	J	mg/kg	0.086	0.018	1	03/29/18 08:00	03/29/18 19:09	EPA 7471B	1,7471B	EA
Nickel, Total	15.2		mg/kg	2.61	0.252	2	03/28/18 19:30	03/30/18 10:20	EPA 3050B	1,6010C	PE
Potassium, Total	852		mg/kg	261	15.0	2	03/28/18 19:30	03/30/18 10:20	EPA 3050B	1,6010C	PE
Selenium, Total	ND		mg/kg	2.08	0.269	2	03/28/18 19:30	03/30/18 10:20	EPA 3050B	1,6010C	PE
Silver, Total	ND		mg/kg	1.04	0.295	2	03/28/18 19:30	03/30/18 10:20	EPA 3050B	1,6010C	PE
Sodium, Total	77.4	J	mg/kg	208	3.28	2	03/28/18 19:30	03/30/18 10:20	EPA 3050B	1,6010C	PE
Thallium, Total	ND		mg/kg	2.08	0.328	2	03/28/18 19:30	03/30/18 10:20	EPA 3050B	1,6010C	PE
Vanadium, Total	24.3		mg/kg	1.04	0.212	2	03/28/18 19:30	03/30/18 10:20	EPA 3050B	1,6010C	PE
Zinc, Total	57.9		mg/kg	5.21	0.306	2	03/28/18 19:30	03/30/18 10:20	EPA 3050B	1,6010C	PE

Project Name: 1111 ELMWOOD AVE. **Lab Number:** L1810252

Project Number: B0369-018-001-004-00 **Report Date:** 04/03/18

Method Blank Analysis
Batch Quality Control

Parameter	Result	Qualifier	Units	RL	MDL	Dilution Factor	Date Prepared	Date Analyzed	Analytical Method	Analyst
Total Metals - Mansfield Lab for sample(s): 01-07 Batch: WG1100747-1										
Mercury, Total	ND		mg/kg	0.083	0.018	1	03/27/18 09:00	03/28/18 19:08	1,7471B	EA

Prep Information

Digestion Method: EPA 7471B

Parameter	Result	Qualifier	Units	RL	MDL	Dilution Factor	Date Prepared	Date Analyzed	Analytical Method	Analyst
Total Metals - Mansfield Lab for sample(s): 01-07 Batch: WG1100972-1										
Aluminum, Total	ND		mg/kg	4.00	1.08	1	03/27/18 21:10	03/30/18 13:40	1,6010C	PE
Antimony, Total	ND		mg/kg	2.00	0.152	1	03/27/18 21:10	03/30/18 13:40	1,6010C	PE
Arsenic, Total	ND		mg/kg	0.400	0.083	1	03/27/18 21:10	03/30/18 13:40	1,6010C	PE
Barium, Total	ND		mg/kg	0.400	0.070	1	03/27/18 21:10	03/30/18 13:40	1,6010C	PE
Beryllium, Total	ND		mg/kg	0.200	0.013	1	03/27/18 21:10	03/30/18 13:40	1,6010C	PE
Cadmium, Total	ND		mg/kg	0.400	0.039	1	03/27/18 21:10	03/30/18 13:40	1,6010C	PE
Calcium, Total	ND		mg/kg	4.00	1.40	1	03/27/18 21:10	03/30/18 13:40	1,6010C	PE
Chromium, Total	ND		mg/kg	0.400	0.038	1	03/27/18 21:10	03/30/18 13:40	1,6010C	PE
Cobalt, Total	ND		mg/kg	0.800	0.066	1	03/27/18 21:10	03/30/18 13:40	1,6010C	PE
Copper, Total	ND		mg/kg	0.400	0.103	1	03/27/18 21:10	03/30/18 13:40	1,6010C	PE
Iron, Total	ND		mg/kg	2.00	0.361	1	03/27/18 21:10	03/30/18 13:40	1,6010C	PE
Lead, Total	ND		mg/kg	2.00	0.107	1	03/27/18 21:10	03/30/18 13:40	1,6010C	PE
Magnesium, Total	ND		mg/kg	4.00	0.616	1	03/27/18 21:10	04/02/18 13:12	1,6010C	LC
Manganese, Total	ND		mg/kg	0.400	0.064	1	03/27/18 21:10	03/30/18 13:40	1,6010C	PE
Nickel, Total	ND		mg/kg	1.00	0.097	1	03/27/18 21:10	03/30/18 13:40	1,6010C	PE
Potassium, Total	ND		mg/kg	100	5.76	1	03/27/18 21:10	03/30/18 13:40	1,6010C	PE
Selenium, Total	ND		mg/kg	0.800	0.103	1	03/27/18 21:10	03/30/18 13:40	1,6010C	PE
Silver, Total	ND		mg/kg	0.400	0.113	1	03/27/18 21:10	03/30/18 13:40	1,6010C	PE
Sodium, Total	1.29	J	mg/kg	80.0	1.26	1	03/27/18 21:10	03/30/18 13:40	1,6010C	PE
Thallium, Total	ND		mg/kg	0.800	0.126	1	03/27/18 21:10	03/30/18 13:40	1,6010C	PE
Vanadium, Total	ND		mg/kg	0.400	0.081	1	03/27/18 21:10	03/30/18 13:40	1,6010C	PE
Zinc, Total	ND		mg/kg	2.00	0.117	1	03/27/18 21:10	03/30/18 13:40	1,6010C	PE

Project Name: 1111 ELMWOOD AVE. **Lab Number:** L1810252

Project Number: B0369-018-001-004-00 **Report Date:** 04/03/18

Method Blank Analysis
Batch Quality Control

Prep Information

Digestion Method: EPA 3050B

Parameter	Result	Qualifier	Units	RL	MDL	Dilution Factor	Date Prepared	Date Analyzed	Analytical Method	Analyst
Total Metals - Mansfield Lab for sample(s): 08-09 Batch: WG1101385-1										
Aluminum, Total	ND		mg/kg	4.00	1.08	1	03/28/18 19:30	03/30/18 10:53	1,6010C	PE
Antimony, Total	ND		mg/kg	2.00	0.152	1	03/28/18 19:30	03/30/18 10:53	1,6010C	PE
Arsenic, Total	ND		mg/kg	0.400	0.083	1	03/28/18 19:30	03/30/18 10:53	1,6010C	PE
Barium, Total	ND		mg/kg	0.400	0.070	1	03/28/18 19:30	03/30/18 10:53	1,6010C	PE
Beryllium, Total	ND		mg/kg	0.200	0.013	1	03/28/18 19:30	03/30/18 10:53	1,6010C	PE
Cadmium, Total	ND		mg/kg	0.400	0.039	1	03/28/18 19:30	03/30/18 10:53	1,6010C	PE
Calcium, Total	ND		mg/kg	4.00	1.40	1	03/28/18 19:30	03/30/18 10:53	1,6010C	PE
Chromium, Total	ND		mg/kg	0.400	0.038	1	03/28/18 19:30	03/30/18 10:53	1,6010C	PE
Cobalt, Total	ND		mg/kg	0.800	0.066	1	03/28/18 19:30	03/30/18 10:53	1,6010C	PE
Copper, Total	ND		mg/kg	0.400	0.103	1	03/28/18 19:30	03/30/18 10:53	1,6010C	PE
Iron, Total	0.476	J	mg/kg	2.00	0.361	1	03/28/18 19:30	03/30/18 10:53	1,6010C	PE
Lead, Total	ND		mg/kg	2.00	0.107	1	03/28/18 19:30	03/30/18 10:53	1,6010C	PE
Magnesium, Total	ND		mg/kg	4.00	0.616	1	03/28/18 19:30	03/30/18 10:53	1,6010C	PE
Manganese, Total	ND		mg/kg	0.400	0.064	1	03/28/18 19:30	03/30/18 10:53	1,6010C	PE
Nickel, Total	ND		mg/kg	1.00	0.097	1	03/28/18 19:30	03/30/18 10:53	1,6010C	PE
Potassium, Total	ND		mg/kg	100	5.76	1	03/28/18 19:30	03/30/18 10:53	1,6010C	PE
Selenium, Total	ND		mg/kg	0.800	0.103	1	03/28/18 19:30	03/30/18 10:53	1,6010C	PE
Silver, Total	ND		mg/kg	0.400	0.113	1	03/28/18 19:30	03/30/18 10:53	1,6010C	PE
Sodium, Total	ND		mg/kg	80.0	1.26	1	03/28/18 19:30	03/30/18 10:53	1,6010C	PE
Thallium, Total	ND		mg/kg	0.800	0.126	1	03/28/18 19:30	03/30/18 10:53	1,6010C	PE
Vanadium, Total	ND		mg/kg	0.400	0.081	1	03/28/18 19:30	03/30/18 10:53	1,6010C	PE
Zinc, Total	ND		mg/kg	2.00	0.117	1	03/28/18 19:30	03/30/18 10:53	1,6010C	PE

Prep Information

Digestion Method: EPA 3050B

Project Name: 1111 ELMWOOD AVE.
Project Number: B0369-018-001-004-00
Lab Number: L1810252
Report Date: 04/03/18

Method Blank Analysis
Batch Quality Control

Parameter	Result	Qualifier	Units	RL	MDL	Dilution Factor	Date Prepared	Date Analyzed	Analytical Method	Analyst
Total Metals - Mansfield Lab for sample(s): 08-09 Batch: WG1101469-1										
Mercury, Total	0.019	J	mg/kg	0.083	0.018	1	03/29/18 08:00	03/29/18 18:55	1,7471B	EA

Prep Information

Digestion Method: EPA 7471B

Lab Control Sample Analysis

Batch Quality Control

Project Name: 1111 ELMWOOD AVE.

Project Number: B0369-018-001-004-00

Lab Number: L1810252

Report Date: 04/03/18

Parameter	LCS %Recovery	Qual	LCSD %Recovery	Qual	%Recovery Limits	RPD	Qual	RPD Limits
Total Metals - Mansfield Lab Associated sample(s): 01-07 Batch: WG1100747-2 SRM Lot Number: D098-540								
Mercury, Total	98		-		50-149	-		

Lab Control Sample Analysis

Batch Quality Control

Project Name: 1111 ELMWOOD AVE.

Project Number: B0369-018-001-004-00

Lab Number: L1810252

Report Date: 04/03/18

Parameter	LCS %Recovery	LCSD %Recovery	%Recovery Limits	RPD	RPD Limits
Total Metals - Mansfield Lab Associated sample(s): 01-07 Batch: WG1100972-2 SRM Lot Number: D098-540					
Aluminum, Total	78	-	47-153	-	
Antimony, Total	134	-	6-194	-	
Arsenic, Total	96	-	83-117	-	
Barium, Total	86	-	82-118	-	
Beryllium, Total	87	-	83-117	-	
Cadmium, Total	92	-	82-117	-	
Calcium, Total	87	-	81-118	-	
Chromium, Total	89	-	83-119	-	
Cobalt, Total	92	-	84-116	-	
Copper, Total	89	-	84-116	-	
Iron, Total	97	-	60-140	-	
Lead, Total	90	-	82-117	-	
Magnesium, Total	95	-	76-124	-	
Manganese, Total	88	-	82-118	-	
Nickel, Total	91	-	82-117	-	
Potassium, Total	83	-	69-131	-	
Selenium, Total	96	-	78-121	-	
Silver, Total	95	-	80-120	-	
Sodium, Total	92	-	74-126	-	
Thallium, Total	92	-	80-119	-	
Vanadium, Total	90	-	79-121	-	

Lab Control Sample Analysis

Batch Quality Control

Project Name: 1111 ELMWOOD AVE.

Project Number: B0369-018-001-004-00

Lab Number: L1810252

Report Date: 04/03/18

Parameter	LCS %Recovery	LCSD %Recovery	%Recovery Limits	RPD	RPD Limits
Total Metals - Mansfield Lab Associated sample(s): 01-07 Batch: WG1100972-2 SRM Lot Number: D098-540					
Zinc, Total	92	-	81-119	-	

Lab Control Sample Analysis

Batch Quality Control

Project Name: 1111 ELMWOOD AVE.

Project Number: B0369-018-001-004-00

Lab Number: L1810252

Report Date: 04/03/18

Parameter	LCS %Recovery	LCSD %Recovery	%Recovery Limits	RPD	RPD Limits
Total Metals - Mansfield Lab Associated sample(s): 08-09 Batch: WG1101385-2 SRM Lot Number: D098-540					
Aluminum, Total	78	-	47-153	-	
Antimony, Total	146	-	6-194	-	
Arsenic, Total	104	-	83-117	-	
Barium, Total	99	-	82-118	-	
Beryllium, Total	99	-	83-117	-	
Cadmium, Total	95	-	82-117	-	
Calcium, Total	94	-	81-118	-	
Chromium, Total	101	-	83-119	-	
Cobalt, Total	98	-	84-116	-	
Copper, Total	102	-	84-116	-	
Iron, Total	105	-	60-140	-	
Lead, Total	98	-	82-117	-	
Magnesium, Total	90	-	76-124	-	
Manganese, Total	97	-	82-118	-	
Nickel, Total	98	-	82-117	-	
Potassium, Total	87	-	69-131	-	
Selenium, Total	101	-	78-121	-	
Silver, Total	103	-	80-120	-	
Sodium, Total	95	-	74-126	-	
Thallium, Total	97	-	80-119	-	
Vanadium, Total	100	-	79-121	-	

Lab Control Sample Analysis

Batch Quality Control

Project Name: 1111 ELMWOOD AVE.

Project Number: B0369-018-001-004-00

Lab Number: L1810252

Report Date: 04/03/18

Parameter	LCS %Recovery	LCSD %Recovery	%Recovery Limits	RPD	RPD Limits
Total Metals - Mansfield Lab Associated sample(s): 08-09 Batch: WG1101385-2 SRM Lot Number: D098-540					
Zinc, Total	96	-	81-119	-	
Total Metals - Mansfield Lab Associated sample(s): 08-09 Batch: WG1101469-2 SRM Lot Number: D098-540					
Mercury, Total	101	-	50-149	-	

Matrix Spike Analysis
Batch Quality Control

Project Name: 1111 ELMWOOD AVE.
Project Number: B0369-018-001-004-00

Lab Number: L1810252
Report Date: 04/03/18

Parameter	Native Sample	MS Added	MS Found	MS %Recovery	Qual	MSD Found	MSD %Recovery	Qual	Recovery Limits	RPD	Qual	RPD Limits
Total Metals - Mansfield Lab Associated sample(s): 01-07 QC Batch ID: WG1100747-3 WG1100747-4 QC Sample: L1810252-04 Client ID: B-15												
Mercury, Total	0.020J	0.14	0.172	**122**	Q	0.172	120		80-120	0		20

Matrix Spike Analysis
Batch Quality Control

Project Name: 1111 ELMWOOD AVE.
Project Number: B0369-018-001-004-00

Lab Number: L1810252
Report Date: 04/03/18

Parameter	Native Sample	MS Added	MS Found	MS %Recovery		MSD Found	MSD %Recovery		Recovery Limits	RPD		RPD Limits
Total Metals - Mansfield Lab Associated sample(s): 01-07 QC Batch ID: WG1100972-3 WG1100972-4 QC Sample: L1810252-04 Client ID: B-15												
Aluminum, Total	6020	176	6510	**279**	Q	6990	**548**	Q	75-125	7		20
Antimony, Total	ND	43.9	34.2	78		34.2	77		75-125	0		20
Arsenic, Total	1.69	10.5	12.3	101		12.1	98		75-125	2		20
Barium, Total	51.2	176	208	89		213	91		75-125	2		20
Beryllium, Total	0.190J	4.39	4.06	92		4.15	94		75-125	2		20
Cadmium, Total	0.372J	4.48	4.15	93		4.28	95		75-125	3		20
Calcium, Total	65600	878	80900	**1740**	Q	64100	**0**	Q	75-125	**23**	Q	20
Chromium, Total	9.34	17.6	24.3	85		25.5	91		75-125	5		20
Cobalt, Total	5.06	43.9	39.0	77		40.5	80		75-125	4		20
Copper, Total	12.0	21.9	32.2	92		33.7	98		75-125	5		20
Iron, Total	12800	87.8	12300	**0**	Q	13300	**564**	Q	75-125	8		20
Lead, Total	12.1	44.8	51.0	87		51.0	86		75-125	0		20
Magnesium, Total	22800	878	32800	**1140**	Q	23100	**34**	Q	75-125	**35**	Q	20
Manganese, Total	377.	43.9	407	**68**	Q	409	**72**	Q	75-125	0		20
Nickel, Total	9.66	43.9	43.0	76		45.0	80		75-125	5		20
Potassium, Total	1070	878	2210	**130**	Q	2310	**140**	Q	75-125	4		20
Selenium, Total	0.752J	10.5	11.1	105		10.7	101		75-125	4		20
Silver, Total	ND	26.3	27.0	102		27.5	104		75-125	2		20
Sodium, Total	260.	878	1270	115		1270	114		75-125	0		20
Thallium, Total	ND	10.5	7.48	**71**	Q	7.86	**74**	Q	75-125	5		20
Vanadium, Total	14.3	43.9	54.4	91		57.0	96		75-125	5		20

Matrix Spike Analysis
Batch Quality Control

Project Name: 1111 ELMWOOD AVE.
Project Number: B0369-018-001-004-00

Lab Number: L1810252
Report Date: 04/03/18

Parameter	Native Sample	MS Added	MS Found	MS %Recovery		MSD Found	MSD %Recovery	Recovery Limits	RPD	RPD Limits
Total Metals - Mansfield Lab Associated sample(s): 01-07 QC Batch ID: WG1100972-3 WG1100972-4 QC Sample: L1810252-04 Client ID: B-15										
Zinc, Total	61.0	43.9	90.5	**67**	Q	98.0	84	75-125	8	20

Matrix Spike Analysis
Batch Quality Control

Project Name: 1111 ELMWOOD AVE.
Project Number: B0369-018-001-004-00

Lab Number: L1810252
Report Date: 04/03/18

Parameter	Native Sample	MS Added	MS Found	MS %Recovery		MSD Found	MSD %Recovery	Recovery Limits	RPD	RPD Limits
Total Metals - Mansfield Lab Associated sample(s): 08-09 QC Batch ID: WG1101385-3 QC Sample: L1810252-08 Client ID: B-18										
Aluminum, Total	6280	175	7020	**423**	Q	-	-	75-125	-	20
Antimony, Total	ND	43.7	31.7	**72**	Q	-	-	75-125	-	20
Arsenic, Total	2.16	10.5	11.8	92		-	-	75-125	-	20
Barium, Total	54.7	175	206	86		-	-	75-125	-	20
Beryllium, Total	0.308J	4.37	4.04	92		-	-	75-125	-	20
Cadmium, Total	0.255J	4.46	3.76	84		-	-	75-125	-	20
Calcium, Total	56200	874	58200	**229**	Q	-	-	75-125	-	20
Chromium, Total	9.89	17.5	24.4	83		-	-	75-125	-	20
Cobalt, Total	5.48	43.7	38.6	76		-	-	75-125	-	20
Copper, Total	13.5	21.9	34.4	96		-	-	75-125	-	20
Iron, Total	12900	87.4	13300	**457**	Q	-	-	75-125	-	20
Lead, Total	13.7	44.6	48.5	78		-	-	75-125	-	20
Magnesium, Total	21200	874	22400	**137**	Q	-	-	75-125	-	20
Manganese, Total	363.	43.7	399	82		-	-	75-125	-	20
Nickel, Total	11.7	43.7	43.6	**73**	Q	-	-	75-125	-	20
Potassium, Total	826.	874	1840	116		-	-	75-125	-	20
Selenium, Total	ND	10.5	8.86	84		-	-	75-125	-	20
Silver, Total	ND	26.2	24.9	95		-	-	75-125	-	20
Sodium, Total	113.J	874	959	110		-	-	75-125	-	20
Thallium, Total	ND	10.5	8.04	77		-	-	75-125	-	20
Vanadium, Total	15.4	43.7	53.2	86		-	-	75-125	-	20

Matrix Spike Analysis
Batch Quality Control

Project Name: 1111 ELMWOOD AVE.
Project Number: B0369-018-001-004-00

Lab Number: L1810252
Report Date: 04/03/18

Parameter	Native Sample	MS Added	MS Found	MS %Recovery		MSD Found	MSD %Recovery	Recovery Limits	RPD	RPD Limits
Total Metals - Mansfield Lab Associated sample(s): 08-09 QC Batch ID: WG1101385-3 QC Sample: L1810252-08 Client ID: B-18										
Zinc, Total	56.2	43.7	88.0	**73**	Q	-	-	75-125	-	20
Total Metals - Mansfield Lab Associated sample(s): 08-09 QC Batch ID: WG1101469-3 QC Sample: L1810251-07 Client ID: MS Sample										
Mercury, Total	0.069J	0.152	0.217	**143**	Q	-	-	80-120	-	20

Lab Duplicate Analysis
Batch Quality Control

Project Name: 1111 ELMWOOD AVE.
Project Number: B0369-018-001-00

Lab Number: L1810252
Report Date: 04/03/18

Parameter	Native Sample	Duplicate Sample	Units	RPD	Qual	RPD Limits
Total Metals - Mansfield Lab Associated sample(s): 08-09 QC Batch ID: WG1101385-4 QC Sample: L1810252-08 Client ID: B-18						
Aluminum, Total	6280	5570	mg/kg	12		20
Antimony, Total	ND	ND	mg/kg	NC		20
Arsenic, Total	2.16	1.84	mg/kg	16		20
Barium, Total	54.7	46.8	mg/kg	16		20
Beryllium, Total	0.308J	0.271J	mg/kg	NC		20
Cadmium, Total	0.255J	0.262J	mg/kg	NC		20
Calcium, Total	56200	54900	mg/kg	2		20
Chromium, Total	9.89	9.27	mg/kg	6		20
Cobalt, Total	5.48	4.71	mg/kg	15		20
Copper, Total	13.5	12.3	mg/kg	9		20
Iron, Total	12900	11700	mg/kg	10		20
Lead, Total	13.7	12.3	mg/kg	11		20
Magnesium, Total	21200	20900	mg/kg	1		20
Manganese, Total	363.	326	mg/kg	11		20
Nickel, Total	11.7	10.4	mg/kg	12		20
Potassium, Total	826.	775	mg/kg	6		20
Selenium, Total	ND	ND	mg/kg	NC		20
Silver, Total	ND	ND	mg/kg	NC		20
Sodium, Total	113.J	111J	mg/kg	NC		20

Lab Duplicate Analysis
Batch Quality Control

Project Name: 1111 ELMWOOD AVE.
Project Number: B0369-018-001-00

Lab Number: L1810252
Report Date: 04/03/18

Parameter	Native Sample	Duplicate Sample	Units	RPD	RPD Limits
Total Metals - Mansfield Lab Associated sample(s): 08-09 QC Batch ID: WG1101385-4 QC Sample: L1810252-08 Client ID: B-18					
Thallium, Total	ND	ND	mg/kg	NC	20
Vanadium, Total	15.4	14.3	mg/kg	7	20
Zinc, Total	56.2	56.6	mg/kg	1	20
Total Metals - Mansfield Lab Associated sample(s): 08-09 QC Batch ID: WG1101469-4 QC Sample: L1810251-07 Client ID: DUP Sample					
Mercury, Total	0.069J	0.104	mg/kg	NC	20

INORGANICS
&
MISCELLANEOUS

Project Name: 1111 ELMWOOD AVE.
Project Number: B0369-018-001-004-00

Lab Number: L1810252
Report Date: 04/03/18

SAMPLE RESULTS

Lab ID: L1810252-01
Client ID: B-13
Sample Location: BUFFALO

Date Collected: 03/26/18 08:38
Date Received: 03/26/18
Field Prep: Not Specified

Sample Depth:
Matrix: Soil

Parameter	Result	Qualifier	Units	RL	MDL	Dilution Factor	Date Prepared	Date Analyzed	Analytical Method	Analyst
General Chemistry - Westborough Lab										
Solids, Total	84.4		%	0.100	NA	1	-	03/27/18 12:21	121,2540G	RI

Project Name: 1111 ELMWOOD AVE.
Project Number: B0369-018-001-004-00

Lab Number: L1810252
Report Date: 04/03/18

SAMPLE RESULTS

Lab ID: L1810252-02
Client ID: BLIND DUP #2
Sample Location: BUFFALO

Date Collected: 03/26/18 08:48
Date Received: 03/26/18
Field Prep: Not Specified

Sample Depth:
Matrix: Soil

Parameter	Result	Qualifier	Units	RL	MDL	Dilution Factor	Date Prepared	Date Analyzed	Analytical Method	Analyst
General Chemistry - Westborough Lab										
Solids, Total	87.7		%	0.100	NA	1	-	03/27/18 12:21	121,2540G	RI

Project Name: 1111 ELMWOOD AVE.
Project Number: B0369-018-001-004-00

Lab Number: L1810252
Report Date: 04/03/18

SAMPLE RESULTS

Lab ID: L1810252-03
Client ID: B-14
Sample Location: BUFFALO

Date Collected: 03/26/18 08:45
Date Received: 03/26/18
Field Prep: Not Specified

Sample Depth:
Matrix: Soil

Parameter	Result	Qualifier	Units	RL	MDL	Dilution Factor	Date Prepared	Date Analyzed	Analytical Method	Analyst
General Chemistry - Westborough Lab										
Solids, Total	86.9		%	0.100	NA	1	-	03/27/18 12:21	121,2540G	RI

Project Name: 1111 ELMWOOD AVE.
Project Number: B0369-018-001-004-00

Lab Number: L1810252
Report Date: 04/03/18

SAMPLE RESULTS

Lab ID: L1810252-04
Client ID: B-15
Sample Location: BUFFALO

Date Collected: 03/26/18 10:34
Date Received: 03/26/18
Field Prep: Not Specified

Sample Depth:
Matrix: Soil

Parameter	Result	Qualifier	Units	RL	MDL	Dilution Factor	Date Prepared	Date Analyzed	Analytical Method	Analyst
General Chemistry - Westborough Lab										
Solids, Total	89.4		%	0.100	NA	1	-	03/27/18 12:21	121,2540G	RI

Project Name: 1111 ELMWOOD AVE.
Project Number: B0369-018-001-004-00

Lab Number: L1810252
Report Date: 04/03/18

SAMPLE RESULTS

Lab ID: L1810252-05
Client ID: SW-10
Sample Location: BUFFALO

Date Collected: 03/26/18 12:59
Date Received: 03/26/18
Field Prep: Not Specified

Sample Depth:
Matrix: Soil

Parameter	Result	Qualifier	Units	RL	MDL	Dilution Factor	Date Prepared	Date Analyzed	Analytical Method	Analyst
General Chemistry - Westborough Lab										
Solids, Total	93.0		%	0.100	NA	1	-	03/27/18 12:21	121,2540G	RI

Project Name: 1111 ELMWOOD AVE.
Project Number: B0369-018-001-004-00

Lab Number: L1810252
Report Date: 04/03/18

SAMPLE RESULTS

Lab ID: L1810252-06
Client ID: B-16
Sample Location: BUFFALO

Date Collected: 03/26/18 11:15
Date Received: 03/26/18
Field Prep: Not Specified

Sample Depth:
Matrix: Soil

Parameter	Result	Qualifier	Units	RL	MDL	Dilution Factor	Date Prepared	Date Analyzed	Analytical Method	Analyst
General Chemistry - Westborough Lab										
Solids, Total	85.2		%	0.100	NA	1	-	03/27/18 12:21	121,2540G	RI

Project Name: 1111 ELMWOOD AVE.
Project Number: B0369-018-001-004-00

Lab Number: L1810252
Report Date: 04/03/18

SAMPLE RESULTS

Lab ID: L1810252-07
Client ID: B-17
Sample Location: BUFFALO

Date Collected: 03/26/18 15:10
Date Received: 03/26/18
Field Prep: Not Specified

Sample Depth:
Matrix: Soil

Parameter	Result	Qualifier	Units	RL	MDL	Dilution Factor	Date Prepared	Date Analyzed	Analytical Method	Analyst
General Chemistry - Westborough Lab										
Solids, Total	88.7		%	0.100	NA	1	-	03/27/18 12:21	121,2540G	RI

Project Name: 1111 ELMWOOD AVE.
Project Number: B0369-018-001-004-00

Lab Number: L1810252
Report Date: 04/03/18

SAMPLE RESULTS

Lab ID: L1810252-08
Client ID: B-18
Sample Location: BUFFALO

Date Collected: 03/27/18 09:48
Date Received: 03/27/18
Field Prep: Not Specified

Sample Depth:
Matrix: Soil

Parameter	Result	Qualifier	Units	RL	MDL	Dilution Factor	Date Prepared	Date Analyzed	Analytical Method	Analyst
General Chemistry - Westborough Lab										
Solids, Total	87.5		%	0.100	NA	1	-	03/29/18 04:52	121,2540G	FN

Project Name: 1111 ELMWOOD AVE.
Project Number: B0369-018-001-004-00

Lab Number: L1810252
Report Date: 04/03/18

SAMPLE RESULTS

Lab ID: L1810252-09
Client ID: B-19
Sample Location: BUFFALO

Date Collected: 03/27/18 15:20
Date Received: 03/27/18
Field Prep: Not Specified

Sample Depth:
Matrix: Soil

Parameter	Result	Qualifier	Units	RL	MDL	Dilution Factor	Date Prepared	Date Analyzed	Analytical Method	Analyst
General Chemistry - Westborough Lab										
Solids, Total	73.1		%	0.100	NA	1	-	03/29/18 04:52	121,2540G	FN

Lab Duplicate Analysis
Batch Quality Control

Project Name: 1111 ELMWOOD AVE.
Project Number: B0369-018-001-00

Lab Number: L1810252
Report Date: 04/03/18

Parameter	Native Sample	Duplicate Sample	Units	RPD	Qual	RPD Limits
General Chemistry - Westborough Lab Associated sample(s): 01-07 QC Batch ID: WG1100877-1 QC Sample: L1810251-05 Client ID: DUP Sample						
Solids, Total	74.8	72.0	%	4		20
General Chemistry - Westborough Lab Associated sample(s): 08-09 QC Batch ID: WG1101476-1 QC Sample: L1810443-01 Client ID: DUP Sample						
Solids, Total	73.6	63.5	%	15		20

Project Name: 1111 ELMWOOD AVE.
Project Number: B0369-018-001-004-00

Lab Number: L1810252
Report Date: 04/03/18

Sample Receipt and Container Information

Were project specific reporting limits specified? YES

Cooler Information

Cooler	Custody Seal
A	Absent
A1	Absent

Container Information

Container ID	Container Type	Cooler	Initial pH	Final pH	Temp deg C	Pres	Seal	Frozen Date/Time	Analysis(*)
L1810252-01A	Glass 60ml unpreserved split	A	NA		2.2	Y	Absent		BE-TI(180),AS-TI(180),BA-TI(180),AG-TI(180),AL-TI(180),CR-TI(180),NI-TI(180),TL-TI(180),CU-TI(180),PB-TI(180),SB-TI(180),SE-TI(180),ZN-TI(180),CO-TI(180),V-TI(180),FE-TI(180),HG-T(28),MG-TI(180),MN-TI(180),CA-TI(180),CD-TI(180),K-TI(180),NA-TI(180)
L1810252-01B	Glass 250ml/8oz unpreserved	A	NA		2.2	Y	Absent		NYTCL-8270(14),TS(7)
L1810252-02A	Glass 60ml unpreserved split	A	NA		2.2	Y	Absent		BE-TI(180),AS-TI(180),BA-TI(180),AG-TI(180),AL-TI(180),CR-TI(180),NI-TI(180),TL-TI(180),CU-TI(180),PB-TI(180),SB-TI(180),SE-TI(180),ZN-TI(180),CO-TI(180),V-TI(180),FE-TI(180),HG-T(28),MG-TI(180),MN-TI(180),CA-TI(180),CD-TI(180),K-TI(180),NA-TI(180)
L1810252-02B	Glass 250ml/8oz unpreserved	A	NA		2.2	Y	Absent		NYTCL-8270(14),TS(7)
L1810252-03A	Glass 60ml unpreserved split	A	NA		2.2	Y	Absent		BE-TI(180),AS-TI(180),BA-TI(180),AG-TI(180),AL-TI(180),CR-TI(180),NI-TI(180),TL-TI(180),CU-TI(180),PB-TI(180),SB-TI(180),SE-TI(180),ZN-TI(180),CO-TI(180),V-TI(180),FE-TI(180),HG-T(28),MG-TI(180),MN-TI(180),CA-TI(180),CD-TI(180),K-TI(180),NA-TI(180)
L1810252-03B	Glass 250ml/8oz unpreserved	A	NA		2.2	Y	Absent		NYTCL-8270(14),TS(7)
L1810252-04A	Glass 250ml/8oz unpreserved	A	NA		2.2	Y	Absent		BE-TI(180),AS-TI(180),BA-TI(180),AG-TI(180),AL-TI(180),CR-TI(180),NI-TI(180),TL-TI(180),CU-TI(180),PB-TI(180),SB-TI(180),SE-TI(180),ZN-TI(180),CO-TI(180),V-TI(180),FE-TI(180),HG-T(28),MG-TI(180),MN-TI(180),CA-TI(180),CD-TI(180),K-TI(180),NA-TI(180)
L1810252-04B	Glass 250ml/8oz unpreserved	A	NA		2.2	Y	Absent		NYTCL-8270(14),TS(7)
L1810252-04B1	Glass 250ml/8oz unpreserved	A	NA		2.2	Y	Absent		NYTCL-8270(14),TS(7)
L1810252-05A	Glass 60ml unpreserved split	A	NA		2.2	Y	Absent		BE-TI(180),AS-TI(180),BA-TI(180),AG-TI(180),AL-TI(180),CR-TI(180),NI-TI(180),TL-TI(180),CU-TI(180),PB-TI(180),SB-TI(180),SE-TI(180),ZN-TI(180),CO-TI(180),V-TI(180),FE-TI(180),HG-T(28),MG-TI(180),MN-TI(180),CA-TI(180),CD-TI(180),K-TI(180),NA-TI(180)

*Values in parentheses indicate holding time in days

Project Name: 1111 ELMWOOD AVE.
Project Number: B0369-018-001-004-00

Lab Number: L1810252
Report Date: 04/03/18

Container Information

Container ID	Container Type	Cooler	Initial pH	Final pH	Temp deg C	Pres	Seal	Frozen Date/Time	Analysis(*)
L1810252-05B	Glass 250ml/8oz unpreserved	A	NA		2.2	Y	Absent		NYTCL-8270(14),TS(7)
L1810252-06A	Glass 60ml unpreserved split	A	NA		2.2	Y	Absent		BE-TI(180),AS-TI(180),BA-TI(180),AG-TI(180),AL-TI(180),CR-TI(180),NI-TI(180),TL-TI(180),CU-TI(180),PB-TI(180),SB-TI(180),SE-TI(180),ZN-TI(180),CO-TI(180),V-TI(180),FE-TI(180),HG-T(28),MG-TI(180),MN-TI(180),CA-TI(180),CD-TI(180),K-TI(180),NA-TI(180)
L1810252-06B	Glass 250ml/8oz unpreserved	A	NA		2.2	Y	Absent		NYTCL-8270(14),TS(7)
L1810252-07A	Glass 60ml unpreserved split	A	NA		2.2	Y	Absent		BE-TI(180),AS-TI(180),BA-TI(180),AG-TI(180),AL-TI(180),CR-TI(180),NI-TI(180),TL-TI(180),CU-TI(180),PB-TI(180),SB-TI(180),SE-TI(180),ZN-TI(180),CO-TI(180),V-TI(180),FE-TI(180),HG-T(28),MG-TI(180),MN-TI(180),CA-TI(180),CD-TI(180),K-TI(180),NA-TI(180)
L1810252-07B	Glass 250ml/8oz unpreserved	A	NA		2.2	Y	Absent		NYTCL-8270(14),TS(7)
L1810252-08A	Glass 60ml unpreserved split	A1	NA		2.7	Y	Absent		BE-TI(180),AS-TI(180),BA-TI(180),AG-TI(180),AL-TI(180),CR-TI(180),NI-TI(180),TL-TI(180),CU-TI(180),PB-TI(180),SB-TI(180),SE-TI(180),ZN-TI(180),CO-TI(180),V-TI(180),FE-TI(180),HG-T(28),MG-TI(180),MN-TI(180),CA-TI(180),CD-TI(180),K-TI(180),NA-TI(180)
L1810252-08B	Glass 250ml/8oz unpreserved	A1	NA		2.7	Y	Absent		NYTCL-8270(14),TS(7)
L1810252-09A	Glass 60ml unpreserved split	A1	NA		2.7	Y	Absent		BE-TI(180),AS-TI(180),BA-TI(180),AG-TI(180),AL-TI(180),CR-TI(180),NI-TI(180),TL-TI(180),CU-TI(180),PB-TI(180),SB-TI(180),SE-TI(180),ZN-TI(180),CO-TI(180),V-TI(180),FE-TI(180),HG-T(28),MG-TI(180),MN-TI(180),CA-TI(180),CD-TI(180),K-TI(180),NA-TI(180)
L1810252-09B	Glass 250ml/8oz unpreserved	A1	NA		2.7	Y	Absent		NYTCL-8270(14),TS(7)

*Values in parentheses indicate holding time in days

Project Name:	1111 ELMWOOD AVE.	**Lab Number:**	L1810252
Project Number:	B0369-018-001-004-00	**Report Date:**	04/03/18

GLOSSARY

Acronyms

EDL	- Estimated Detection Limit: This value represents the level to which target analyte concentrations are reported as estimated values, when those target analyte concentrations are quantified below the reporting limit (RL). The EDL includes any adjustments from dilutions, concentrations or moisture content, where applicable. The use of EDLs is specific to the analysis of PAHs using Solid-Phase Microextraction (SPME).
EPA	- Environmental Protection Agency.
LCS	- Laboratory Control Sample: A sample matrix, free from the analytes of interest, spiked with verified known amounts of analytes or a material containing known and verified amounts of analytes.
LCSD	- Laboratory Control Sample Duplicate: Refer to LCS.
LFB	- Laboratory Fortified Blank: A sample matrix, free from the analytes of interest, spiked with verified known amounts of analytes or a material containing known and verified amounts of analytes.
MDL	- Method Detection Limit: This value represents the level to which target analyte concentrations are reported as estimated values, when those target analyte concentrations are quantified below the reporting limit (RL). The MDL includes any adjustments from dilutions, concentrations or moisture content, where applicable.
MS	- Matrix Spike Sample: A sample prepared by adding a known mass of target analyte to a specified amount of matrix sample for which an independent estimate of target analyte concentration is available.
MSD	- Matrix Spike Sample Duplicate: Refer to MS.
NA	- Not Applicable.
NC	- Not Calculated: Term is utilized when one or more of the results utilized in the calculation are non-detect at the parameter's reporting unit.
NDPA/DPA	- N-Nitrosodiphenylamine/Diphenylamine.
NI	- Not Ignitable.
NP	- Non-Plastic: Term is utilized for the analysis of Atterberg Limits in soil.
RL	- Reporting Limit: The value at which an instrument can accurately measure an analyte at a specific concentration. The RL includes any adjustments from dilutions, concentrations or moisture content, where applicable.
RPD	- Relative Percent Difference: The results from matrix and/or matrix spike duplicates are primarily designed to assess the precision of analytical results in a given matrix and are expressed as relative percent difference (RPD). Values which are less than five times the reporting limit for any individual parameter are evaluated by utilizing the absolute difference between the values; although the RPD value will be provided in the report.
SRM	- Standard Reference Material: A reference sample of a known or certified value that is of the same or similar matrix as the associated field samples.
STLP	- Semi-dynamic Tank Leaching Procedure per EPA Method 1315.
TIC	- Tentatively Identified Compound: A compound that has been identified to be present and is not part of the target compound list (TCL) for the method and/or program. All TICs are qualitatively identified and reported as estimated concentrations.

Footnotes

1	- The reference for this analyte should be considered modified since this analyte is absent from the target analyte list of the original method.

Terms

Analytical Method: Both the document from which the method originates and the analytical reference method. (Example: EPA 8260B is shown as 1,8260B.) The codes for the reference method documents are provided in the References section of the Addendum.

Final pH: As it pertains to Sample Receipt & Container Information section of the report, Final pH reflects pH of container determined after adjustment at the laboratory, if applicable. If no adjustment required, value reflects Initial pH.

Frozen Date/Time: With respect to Volatile Organics in soil, Frozen Date/Time reflects the date/time at which associated Reagent Water-preserved vials were initially frozen. Note: If frozen date/time is beyond 48 hours from sample collection, value will be reflected in 'bold'.

Initial pH: As it pertains to Sample Receipt & Container Information section of the report, Initial pH reflects pH of container determined upon receipt, if applicable.

Total: With respect to Organic analyses, a 'Total' result is defined as the summation of results for individual isomers or Aroclors. If a 'Total' result is requested, the results of its individual components will also be reported. This is applicable to 'Total' results for methods 8260, 8081 and 8082.

Data Qualifiers

A	- Spectra identified as "Aldol Condensation Product".
B	- The analyte was detected above the reporting limit in the associated method blank. Flag only applies to associated field samples that have detectable concentrations of the analyte at less than ten times (10x) the concentration found in the blank. For MCP-related

Report Format: DU Report with 'J' Qualifiers

Project Name:	1111 ELMWOOD AVE.	**Lab Number:**	L1810252
Project Number:	B0369-018-001-004-00	**Report Date:**	04/03/18

Data Qualifiers

projects, flag only applies to associated field samples that have detectable concentrations of the analyte at less than ten times (10x) the concentration found in the blank. For DOD-related projects, flag only applies to associated field samples that have detectable concentrations of the analyte at less than ten times (10x) the concentration found in the blank AND the analyte was detected above one-half the reporting limit (or above the reporting limit for common lab contaminants) in the associated method blank. For NJ-Air-related projects, flag only applies to associated field samples that have detectable concentrations of the analyte above the reporting limit. For NJ-related projects (excluding Air), flag only applies to associated field samples that have detectable concentrations of the analyte, which was detected above the reporting limit in the associated method blank or above five times the reporting limit for common lab contaminants (Phthalates, Acetone, Methylene Chloride, 2-Butanone).

C - Co-elution: The target analyte co-elutes with a known lab standard (i.e. surrogate, internal standards, etc.) for co-extracted analyses.

D - Concentration of analyte was quantified from diluted analysis. Flag only applies to field samples that have detectable concentrations of the analyte.

E - Concentration of analyte exceeds the range of the calibration curve and/or linear range of the instrument.

G - The concentration may be biased high due to matrix interferences (i.e, co-elution) with non-target compound(s). The result should be considered estimated.

H - The analysis of pH was performed beyond the regulatory-required holding time of 15 minutes from the time of sample collection.

I - The lower value for the two columns has been reported due to obvious interference.

M - Reporting Limit (RL) exceeds the MCP CAM Reporting Limit for this analyte.

NJ - Presumptive evidence of compound. This represents an estimated concentration for Tentatively Identified Compounds (TICs), where the identification is based on a mass spectral library search.

P - The RPD between the results for the two columns exceeds the method-specified criteria.

Q - The quality control sample exceeds the associated acceptance criteria. For DOD-related projects, LCS and/or Continuing Calibration Standard exceedences are also qualified on all associated sample results. Note: This flag is not applicable for matrix spike recoveries when the sample concentration is greater than 4x the spike added or for batch duplicate RPD when the sample concentrations are less than 5x the RL. (Metals only.)

R - Analytical results are from sample re-analysis.

RE - Analytical results are from sample re-extraction.

S - Analytical results are from modified screening analysis.

J - Estimated value. The Target analyte concentration is below the quantitation limit (RL), but above the Method Detection Limit (MDL) or Estimated Detection Limit (EDL) for SPME-related analyses. This represents an estimated concentration for Tentatively Identified Compounds (TICs).

ND - Not detected at the method detection limit (MDL) for the sample, or estimated detection limit (EDL) for SPME-related analyses.

Report Format: DU Report with 'J' Qualifiers

Project Name:	1111 ELMWOOD AVE.	**Lab Number:**	L1810252
Project Number:	B0369-018-001-004-00	**Report Date:**	04/03/18

REFERENCES

1 Test Methods for Evaluating Solid Waste: Physical/Chemical Methods. EPA SW-846. Third Edition. Updates I - IV, 2007.

121 Standard Methods for the Examination of Water and Wastewater. APHA-AWWA-WEF. Standard Methods Online.

LIMITATION OF LIABILITIES

Alpha Analytical performs services with reasonable care and diligence normal to the analytical testing laboratory industry. In the event of an error, the sole and exclusive responsibility of Alpha Analytical shall be to re-perform the work at it's own expense. In no event shall Alpha Analytical be held liable for any incidental, consequential or special damages, including but not limited to, damages in any way connected with the use of, interpretation of, information or analysis provided by Alpha Analytical.

We strongly urge our clients to comply with EPA protocol regarding sample volume, preservation, cooling, containers, sampling procedures, holding time and splitting of samples in the field.

Certification Information

The following analytes are not included in our Primary NELAP Scope of Accreditation:

Westborough Facility
EPA 624: m/p-xylene, o-xylene
EPA 8260C: NPW: 1,2,4,5-Tetramethylbenzene; 4-Ethyltoluene, Azobenzene; SCM: Iodomethane (methyl iodide), Methyl methacrylate, 1,2,4,5-Tetramethylbenzene; 4-Ethyltoluene.
EPA 8270D: NPW: Dimethylnaphthalene,1,4-Diphenylhydrazine; SCM: Dimethylnaphthalene,1,4-Diphenylhydrazine.
EPA 300: DW: Bromide
EPA 6860: SCM: Perchlorate
EPA 9010: NPW and SCM: Amenable Cyanide Distillation
SM4500: NPW: Amenable Cyanide, Dissolved Oxygen; SCM: Total Phosphorus, TKN, NO2, NO3.

Mansfield Facility
SM 2540D: TSS
EPA 8082A: NPW: PCB: 1, 5, 31, 87,101, 110, 141, 151, 153, 180, 183, 187.
EPA TO-15: Halothane, 2,4,4-Trimethyl-2-pentene, 2,4,4-Trimethyl-1-pentene, Thiophene, 2-Methylthiophene, 3-Methylthiophene, 2-Ethylthiophene, 1,2,3-Trimethylbenzene, Indan, Indene, 1,2,4,5-Tetramethylbenzene, Benzothiophene, 1-Methylnaphthalene.
Biological Tissue Matrix: EPA 3050B

The following analytes are included in our Massachusetts DEP Scope of Accreditation

Westborough Facility:

Drinking Water
EPA 300.0: Chloride, Nitrate-N, Fluoride, Sulfate; **EPA 353.2**: Nitrate-N, Nitrite-N; **SM4500NO3-F**: Nitrate-N, Nitrite-N; **SM4500F-C, SM4500CN-CE, EPA 180.1, SM2130B, SM4500CI-D, SM2320B, SM2540C, SM4500H-B**
EPA 332: Perchlorate; **EPA 524.2:** THMs and VOCs; **EPA 504.1:** EDB, DBCP.
Microbiology: **SM9215B; SM9223-P/A, SM9223B-Colilert-QT,SM9222D**.

Non-Potable Water
SM4500H,B, EPA 120.1, SM2510B, SM2540C, SM2320B, SM4500CL-E, SM4500F-BC, SM4500NH3-BH: Ammonia-N and Kjeldahl-N, **EPA 350.1**: Ammonia-N, **LACHAT 10-107-06-1-B**: Ammonia-N, **EPA 351.1, SM4500NO3-F, EPA 353.2**: Nitrate-N**, EPA 351.1, SM4500P-E, SM4500P-B, E, SM4500SO4-E, SM5220D, EPA 410.4, SM5210B, SM5310C, SM4500CL-D, EPA 1664, EPA 420.1, SM4500-CN-CE, SM2540D.**
EPA 624: Volatile Halocarbons & Aromatics,
EPA 608: Chlordane, Toxaphene, Aldrin, alpha-BHC, beta-BHC, gamma-BHC, delta-BHC, Dieldrin, DDD, DDE, DDT, Endosulfan I, Endosulfan II, Endosulfan sulfate, Endrin, Endrin Aldehyde, Heptachlor, Heptachlor Epoxide, PCBs
EPA 625: SVOC (Acid/Base/Neutral Extractables), **EPA 600/4-81-045**: PCB-Oil.
Microbiology: **SM9223B-Colilert-QT; Enterolert-QT, SM9221E, SM9222D.**

Mansfield Facility:

Drinking Water
EPA 200.7: Al, Ba, Be, Cd, Cr, Cu, Mn, Ni, Na, Ag, Ca, Zn. **EPA 200.8:** Al, Sb, As, Ba, Be, Cd, Cr, Cu, Pb, Mn, Ni, Se, Ag, TL, Zn. **EPA 245.1** Hg.
EPA 522.

Non-Potable Water
EPA 200.7: Al, Sb, As, Be, Cd, Ca, Cr, Co, Cu, Fe, Pb, Mg, Mn, Mo, Ni, K, Se, Ag, Na, Sr, TL, Ti, V, Zn.
EPA 200.8: Al, Sb, As, Be, Cd, Cr, Cu, Pb, Mn, Ni, Se, Ag, TL, Zn.
EPA 245.1 Hg.
SM2340B

For a complete listing of analytes and methods, please contact your Alpha Project Manager.

ALPHA ANALYTICAL

NEW YORK CHAIN OF CUSTODY

Westborough, MA 01581
8 Walkup Dr.
TEL: 508-898-9220
FAX: 508-898-9193

Mansfield, MA 02048
320 Forbes Blvd
TEL: 508-822-9300
FAX: 508-822-3288

Service Centers
Mahwah, NJ 07430: 35 Whitney Rd, Suite 5
Albany, NY 12205: 14 Walker Way
Tonawanda, NY 14150: 275 Cooper Ave, Suite 105

Page ___ of ___

Date Rec'd in Lab: 3/27/18

ALPHA Job #: L1810252

Project Information
Project Name: 1111 Elmwood Ave
Project Location: Buffalo
Project #: BE369-018-001-004-002
(Use Project name as Project #) ☒
Project Manager: Chris Boron
ALPHAQuote #:

Turn-Around Time
Standard ☒ Due Date:
Rush (only if pre approved) ☐ # of Days:

Client Information
Client: Benchmark ENC
Address: 2558 Hamburg Turnpike
Lackawanna NY 14218 Suite 300
Phone: (716) 818-8358
Fax: (716) 856-0583
Email: TBehrendt@Turkeyllc.com

Deliverables
☐ ASP-A ☐ ASP-B
☐ EQuIS (1 File) ☐ EQuIS (4 File)
☐ Other

Regulatory Requirement
☐ NY TOGS ☐ NY Part 375
☐ AWQ Standards ☐ NY CP-51
☐ NY Restricted Use ☐ Other
☐ NY Unrestricted Use
☐ NYC Sewer Discharge

Billing Information
☐ Same as Client Info
PO #

Disposal Site Information
Please identify below location of applicable disposal facilities.
Disposal Facility:
☐ NJ ☐ NY
☐ Other:

These samples have been previously analyzed by Alpha ☐

Other project specific requirements/comments:

CAT B

Please specify Metals or TAL.

ANALYSIS

Sample Filtration
☐ Done
☐ Lab to do
Preservation
☐ Lab to do
(Please Specify below)

ALPHA Lab ID (Lab Use Only)	Sample ID	Collection Date	Collection Time	Sample Matrix	Sampler's Initials	TAL METALS	TCL SVOC							Sample Specific Comments	Total Bottles
10252-01	B-13	3/22/18	838	Soil	TAB	X	X								1
02	~~[illegible]~~ Blind Dup #2	↓	848	↓	↓	X	X								1
03	B-14	↓	845	↓	↓	X	X								1
04	B-15 (MS/MSD)	↓	1034	↓	↓	X	X								3
05	SW-18	↓	1259	↓	↓	X	X								1
06	B-16	3/22/18	1115	Soil	TAB	X	X								
06	B-17	↓	1510	↓	TAB	X	X								
TAB	~~[illegible]~~	↓	~~1520~~	↓											

Preservative Code:
A = None
B = HCl
C = HNO_3
D = H_2SO_4
E = NaOH
F = MeOH
G = $NaHSO_4$
H = $Na_2S_2O_3$
K/E = Zn Ac/NaOH
O = Other

Container Code
P = Plastic
A = Amber Glass
V = Vial
G = Glass
B = Bacteria Cup
C = Cube
O = Other
E = Encore
D = BOD Bottle

Westboro: Certification No: MA935
Mansfield: Certification No: MA015

Container Type	A							
Preservative	A							

Relinquished By:	Date/Time	Received By:	Date/Time
[signature]	3/26/18 15:50	JMAL AAL	3/26/18 15:50
JMAL AAL	3/26/18 16:10	[signature]	3/27/18 0053

Please print clearly, legibly and completely. Samples can not be logged in and turnaround time clock will not start until any ambiguities are resolved. BY EXECUTING THIS COC, THE CLIENT HAS READ AND AGREES TO BE BOUND BY ALPHA'S TERMS & CONDITIONS. (See reverse side.)

Form No: 01-25 HC (rev. 30-Sept-2013)

ALPHA

NEW YORK CHAIN OF CUSTODY

Westborough, MA 01581
8 Walkup Dr.
TEL: 508-898-9220
FAX: 508-898-9193

Mansfield, MA 02048
320 Forbes Blvd
TEL: 508-822-9300
FAX: 508-822-3288

Service Centers
Mahwah, NJ 07430: 35 Whitney Rd, Suite 5
Albany, NY 12205: 14 Walker Way
Tonawanda, NY 14150: 275 Cooper Ave, Suite 105

Page 1 of 1

Date Rec'd in Lab: 3/28/18

ALPHA Job #: L1810252

Client Information

Client: Benchmark Eng
Address: 2558 Hamburg Turnpike
Lackawanna NY 14218 Suite 300
Phone: (716) 818-8358
Fax: (716) 856-0583
Email: [illegible]

Project Information

Project Name: 1111 Elmwood Ave
Project Location: Buffalo
Project #: B0369-015-004-002
(Use Project name as Project #) ☒
Project Manager: Chris Bacon
ALPHAQuote #:

Turn-Around Time

Standard ☒ Due Date:
Rush (only if pre approved) ☐ # of Days:

Deliverables

☐ ASP-A ☐ ASP-B
☐ EQuIS (1 File) ☐ EQuIS (4 File)
☐ Other

Regulatory Requirement

☐ NY TOGS ☐ NY Part 375
☐ AWQ Standards ☐ NY CP-51
☐ NY Restricted Use ☐ Other
☐ NY Unrestricted Use
☐ NYC Sewer Discharge

Billing Information

☐ Same as Client Info
PO #

Disposal Site Information

Please identify below location of applicable disposal facilities.

Disposal Facility:
☐ NJ ☐ NY
☐ Other:

These samples have been previously analyzed by Alpha ☐

Other project specific requirements/comments:

CAT B

Please specify Metals or TAL.

Sample Filtration
☐ Done
☐ Lab to do
Preservation
☐ Lab to do
(Please Specify below)

ALPHA Lab ID (Lab Use Only)	Sample ID	Collection Date	Collection Time	Sample Matrix	Sampler's Initials	TCL SVOC	TAL METALS							Sample Specific Comments	Total Bottles
10252 - 08	B-18	948	3/27/18	Soil	TAB	X	X								1
09	B-19	1520	↓	↓	↓	X	X								1

Preservative Code:
A = None
B = HCl
C = HNO_3
D = H_2SO_4
E = NaOH
F = MeOH
G = $NaHSO_4$
H = $Na_2S_2O_3$
K/E = Zn Ac/NaOH
O = Other

Container Code
P = Plastic
A = Amber Glass
V = Vial
G = Glass
B = Bacteria Cup
C = Cube
O = Other
E = Encore
D = BOD Bottle

Westboro: Certification No: MA935
Mansfield: Certification No: MA015

Container Type	A	A
Preservative	A	A

Relinquished By:	Date/Time	Received By:	Date/Time
[signature]	3/27/18 1550	[signature] AAL	27 March 2018 1550
[signature] AAL	27 March 2018 1550	[signature]	3/28/18 00:45

Please print clearly, legibly and completely. Samples can not be logged in and turnaround time clock will not start until any ambiguities are resolved. BY EXECUTING THIS COC, THE CLIENT HAS READ AND AGREES TO BE BOUND BY ALPHA'S TERMS & CONDITIONS. (See reverse side.)

Form No: 01-25 HC (rev. 30-Sept-2013)

ANALYTICAL REPORT

Lab Number:	L1810703
Client:	Benchmark & Turnkey Companies 2558 Hamburg Turnpike Suite 300 Buffalo, NY 14218
ATTN:	Chris Boron
Phone:	(716) 856-0599
Project Name:	1111 ELMWOOD AVE.
Project Number:	B0369-018-001-002
Report Date:	04/04/18

The original project report/data package is held by Alpha Analytical. This report/data package is paginated and should be reproduced only in its entirety. Alpha Analytical holds no responsibility for results and/or data that are not consistent with the original.

Certifications & Approvals: MA (M-MA086), NH NELAP (2064), NJ NELAP (MA935), CT (PH-0574), IL (200077), ME (MA00086), MD (348), NY (11148), NC (25700/666), PA (68-03671), RI (LAO00065), TX (T104704476), VT (VT-0935), VA (460195), USDA (Permit #P330-14-00197).

Eight Walkup Drive, Westborough, MA 01581-1019
508-898-9220 (Fax) 508-898-9193 800-624-9220 - www.alphalab.com

Project Name: 1111 ELMWOOD AVE.
Project Number: B0369-018-001-002

Lab Number: L1810703
Report Date: 04/04/18

Alpha Sample ID	Client ID	Matrix	Sample Location	Collection Date/Time	Receive Date
L1810703-01	B-20	SOIL	BUFFALO, NY	03/28/18 11:15	03/28/18
L1810703-02	B-21	SOIL	BUFFALO, NY	03/28/18 14:12	03/28/18
L1810703-03	B-22	SOIL	BUFFALO, NY	03/28/18 15:12	03/28/18
L1810703-04	SW-11	SOIL	BUFFALO, NY	03/28/18 11:42	03/28/18
L1810703-05	SW-12	SOIL	BUFFALO, NY	03/28/18 14:08	03/28/18

Project Name: 1111 ELMWOOD AVE. **Lab Number:** L1810703
Project Number: B0369-018-001-002 **Report Date:** 04/04/18

Case Narrative

The samples were received in accordance with the Chain of Custody and no significant deviations were encountered during the preparation or analysis unless otherwise noted. Sample Receipt, Container Information, and the Chain of Custody are located at the back of the report.

Results contained within this report relate only to the samples submitted under this Alpha Lab Number and meet NELAP requirements for all NELAP accredited parameters unless otherwise noted in the following narrative. The data presented in this report is organized by parameter (i.e. VOC, SVOC, etc.). Sample specific Quality Control data (i.e. Surrogate Spike Recovery) is reported at the end of the target analyte list for each individual sample, followed by the Laboratory Batch Quality Control at the end of each parameter. Tentatively Identified Compounds (TICs), if requested, are reported for compounds identified to be present and are not part of the method/program Target Compound List, even if only a subset of the TCL are being reported. If a sample was re-analyzed or re-extracted due to a required quality control corrective action and if both sets of data are reported, the Laboratory ID of the re-analysis or re-extraction is designated with an "R" or "RE", respectively. When multiple Batch Quality Control elements are reported (e.g. more than one LCS), the associated samples for each element are noted in the grey shaded header line of each data table. Any Laboratory Batch, Sample Specific % recovery or RPD value that is outside the listed Acceptance Criteria is bolded in the report. All specific QC information is also incorporated in the Data Usability format of our Data Merger tool where it can be reviewed along with any associated usability implications. Soil/sediments, solids and tissues are reported on a dry weight basis unless otherwise noted. Definitions of all data qualifiers and acronyms used in this report are provided in the Glossary located at the back of the report.

In reference to questions H (CAM) or 4 (RCP) when "NO" is checked, the performance criteria for CAM and RCP methods allow for some quality control failures to occur and still be within method compliance. In these instances the specific failure is not narrated but noted in the associated QC table. The information is also incorporated in the Data Usability format of our Data Merger tool where it can be reviewed along with any associated usability implications.

Please see the associated ADEx data file for a comparison of laboratory reporting limits that were achieved with the regulatory Numerical Standards requested on the Chain of Custody.

HOLD POLICY
For samples submitted on hold, Alpha's policy is to hold samples (with the exception of Air canisters) free of charge for 21 calendar days from the date the project is completed. After 21 calendar days, we will dispose of all samples submitted including those put on hold unless you have contacted your Client Service Representative and made arrangements for Alpha to continue to hold the samples. Air canisters will be disposed after 3 business days from the date the project is completed.

Please contact Client Services at 800-624-9220 with any questions.

Project Name: 1111 ELMWOOD AVE. **Lab Number:** L1810703
Project Number: B0369-018-001-002 **Report Date:** 04/04/18

Case Narrative (continued)

Report Submission

All non-detect (ND) or estimated concentrations (J-qualified) have been quantitated to the limit noted in the MDL column.

Total Metals

L1810703-01 through -05: The sample has elevated detection limits for all elements, with the exception of mercury, due to the dilution required by matrix interferences encountered during analysis.

I, the undersigned, attest under the pains and penalties of perjury that, to the best of my knowledge and belief and based upon my personal inquiry of those responsible for providing the information contained in this analytical report, such information is accurate and complete. This certificate of analysis is not complete unless this page accompanies any and all pages of this report.

Authorized Signature: Kelly Stenstrom

Title: Technical Director/Representative Date: 04/04/18

ORGANICS

SEMIVOLATILES

Project Name: 1111 ELMWOOD AVE.
Project Number: B0369-018-001-002
Lab Number: L1810703
Report Date: 04/04/18

SAMPLE RESULTS

Lab ID: L1810703-01
Client ID: B-20
Sample Location: BUFFALO, NY

Date Collected: 03/28/18 11:15
Date Received: 03/28/18
Field Prep: Not Specified

Sample Depth:
Matrix: Soil
Analytical Method: 1,8270D
Analytical Date: 03/31/18 17:19
Analyst: SZ
Percent Solids: 87%

Extraction Method: EPA 3546
Extraction Date: 03/30/18 10:37

Parameter	Result	Qualifier	Units	RL	MDL	Dilution Factor
Semivolatile Organics by GC/MS - Westborough Lab						
Acenaphthene	ND		ug/kg	150	19.	1
Hexachlorobenzene	ND		ug/kg	110	21.	1
Bis(2-chloroethyl)ether	ND		ug/kg	170	25.	1
2-Chloronaphthalene	ND		ug/kg	190	18.	1
3,3'-Dichlorobenzidine	ND		ug/kg	190	50.	1
2,4-Dinitrotoluene	ND		ug/kg	190	37.	1
2,6-Dinitrotoluene	ND		ug/kg	190	32.	1
Fluoranthene	ND		ug/kg	110	21.	1
4-Chlorophenyl phenyl ether	ND		ug/kg	190	20.	1
4-Bromophenyl phenyl ether	ND		ug/kg	190	28.	1
Bis(2-chloroisopropyl)ether	ND		ug/kg	220	32.	1
Bis(2-chloroethoxy)methane	ND		ug/kg	200	19.	1
Hexachlorobutadiene	ND		ug/kg	190	27.	1
Hexachlorocyclopentadiene	ND		ug/kg	540	170	1
Hexachloroethane	ND		ug/kg	150	30.	1
Isophorone	ND		ug/kg	170	24.	1
Naphthalene	ND		ug/kg	190	23.	1
Nitrobenzene	ND		ug/kg	170	28.	1
NDPA/DPA	ND		ug/kg	150	21.	1
n-Nitrosodi-n-propylamine	ND		ug/kg	190	29.	1
Bis(2-ethylhexyl)phthalate	ND		ug/kg	190	65.	1
Butyl benzyl phthalate	ND		ug/kg	190	47.	1
Di-n-butylphthalate	ND		ug/kg	190	35.	1
Di-n-octylphthalate	ND		ug/kg	190	64.	1
Diethyl phthalate	ND		ug/kg	190	17.	1
Dimethyl phthalate	ND		ug/kg	190	39.	1
Benzo(a)anthracene	ND		ug/kg	110	21.	1
Benzo(a)pyrene	ND		ug/kg	150	46.	1

Project Name: 1111 ELMWOOD AVE. **Lab Number:** L1810703

Project Number: B0369-018-001-002 **Report Date:** 04/04/18

SAMPLE RESULTS

Lab ID: L1810703-01 Date Collected: 03/28/18 11:15

Client ID: B-20 Date Received: 03/28/18

Sample Location: BUFFALO, NY Field Prep: Not Specified

Sample Depth:

Parameter	Result	Qualifier	Units	RL	MDL	Dilution Factor
Semivolatile Organics by GC/MS - Westborough Lab						
Benzo(b)fluoranthene	ND		ug/kg	110	32.	1
Benzo(k)fluoranthene	ND		ug/kg	110	30.	1
Chrysene	ND		ug/kg	110	19.	1
Acenaphthylene	ND		ug/kg	150	29.	1
Anthracene	ND		ug/kg	110	36.	1
Benzo(ghi)perylene	ND		ug/kg	150	22.	1
Fluorene	ND		ug/kg	190	18.	1
Phenanthrene	ND		ug/kg	110	23.	1
Dibenzo(a,h)anthracene	ND		ug/kg	110	22.	1
Indeno(1,2,3-cd)pyrene	ND		ug/kg	150	26.	1
Pyrene	ND		ug/kg	110	19.	1
Biphenyl	ND		ug/kg	430	43.	1
4-Chloroaniline	ND		ug/kg	190	34.	1
2-Nitroaniline	ND		ug/kg	190	36.	1
3-Nitroaniline	ND		ug/kg	190	35.	1
4-Nitroaniline	ND		ug/kg	190	77.	1
Dibenzofuran	ND		ug/kg	190	18.	1
2-Methylnaphthalene	ND		ug/kg	220	23.	1
1,2,4,5-Tetrachlorobenzene	ND		ug/kg	190	20.	1
Acetophenone	ND		ug/kg	190	23.	1
2,4,6-Trichlorophenol	ND		ug/kg	110	35.	1
p-Chloro-m-cresol	ND		ug/kg	190	28.	1
2-Chlorophenol	ND		ug/kg	190	22.	1
2,4-Dichlorophenol	ND		ug/kg	170	30.	1
2,4-Dimethylphenol	ND		ug/kg	190	62.	1
2-Nitrophenol	ND		ug/kg	400	70.	1
4-Nitrophenol	ND		ug/kg	260	76.	1
2,4-Dinitrophenol	ND		ug/kg	900	87.	1
4,6-Dinitro-o-cresol	ND		ug/kg	490	90.	1
Pentachlorophenol	ND		ug/kg	150	41.	1
Phenol	ND		ug/kg	190	28.	1
2-Methylphenol	ND		ug/kg	190	29.	1
3-Methylphenol/4-Methylphenol	ND		ug/kg	270	29.	1
2,4,5-Trichlorophenol	ND		ug/kg	190	36.	1
Carbazole	ND		ug/kg	190	18.	1
Atrazine	ND		ug/kg	150	66.	1
Benzaldehyde	ND		ug/kg	250	50.	1

Project Name: 1111 ELMWOOD AVE. **Lab Number:** L1810703

Project Number: B0369-018-001-002 **Report Date:** 04/04/18

SAMPLE RESULTS

Lab ID: L1810703-01 Date Collected: 03/28/18 11:15

Client ID: B-20 Date Received: 03/28/18

Sample Location: BUFFALO, NY Field Prep: Not Specified

Sample Depth:

Parameter	Result	Qualifier	Units	RL	MDL	Dilution Factor
Semivolatile Organics by GC/MS - Westborough Lab						
Caprolactam	ND		ug/kg	190	57.	1
2,3,4,6-Tetrachlorophenol	ND		ug/kg	190	38.	1

Surrogate	% Recovery	Qualifier	Acceptance Criteria
2-Fluorophenol	74		25-120
Phenol-d6	79		10-120
Nitrobenzene-d5	78		23-120
2-Fluorobiphenyl	79		30-120
2,4,6-Tribromophenol	90		10-136
4-Terphenyl-d14	75		18-120

Project Name: 1111 ELMWOOD AVE.
Project Number: B0369-018-001-002
Lab Number: L1810703
Report Date: 04/04/18

SAMPLE RESULTS

Lab ID: L1810703-02
Client ID: B-21
Sample Location: BUFFALO, NY

Date Collected: 03/28/18 14:12
Date Received: 03/28/18
Field Prep: Not Specified

Sample Depth:
Matrix: Soil
Analytical Method: 1,8270D
Analytical Date: 03/31/18 17:45
Analyst: SZ
Percent Solids: 85%

Extraction Method: EPA 3546
Extraction Date: 03/30/18 10:37

Parameter	Result	Qualifier	Units	RL	MDL	Dilution Factor
Semivolatile Organics by GC/MS - Westborough Lab						
Acenaphthene	ND		ug/kg	150	20.	1
Hexachlorobenzene	ND		ug/kg	120	22.	1
Bis(2-chloroethyl)ether	ND		ug/kg	170	26.	1
2-Chloronaphthalene	ND		ug/kg	190	19.	1
3,3'-Dichlorobenzidine	ND		ug/kg	190	51.	1
2,4-Dinitrotoluene	ND		ug/kg	190	38.	1
2,6-Dinitrotoluene	ND		ug/kg	190	33.	1
Fluoranthene	ND		ug/kg	120	22.	1
4-Chlorophenyl phenyl ether	ND		ug/kg	190	21.	1
4-Bromophenyl phenyl ether	ND		ug/kg	190	29.	1
Bis(2-chloroisopropyl)ether	ND		ug/kg	230	33.	1
Bis(2-chloroethoxy)methane	ND		ug/kg	210	19.	1
Hexachlorobutadiene	ND		ug/kg	190	28.	1
Hexachlorocyclopentadiene	ND		ug/kg	550	170	1
Hexachloroethane	ND		ug/kg	150	31.	1
Isophorone	ND		ug/kg	170	25.	1
Naphthalene	ND		ug/kg	190	23.	1
Nitrobenzene	ND		ug/kg	170	28.	1
NDPA/DPA	ND		ug/kg	150	22.	1
n-Nitrosodi-n-propylamine	ND		ug/kg	190	30.	1
Bis(2-ethylhexyl)phthalate	ND		ug/kg	190	67.	1
Butyl benzyl phthalate	ND		ug/kg	190	48.	1
Di-n-butylphthalate	ND		ug/kg	190	36.	1
Di-n-octylphthalate	ND		ug/kg	190	66.	1
Diethyl phthalate	ND		ug/kg	190	18.	1
Dimethyl phthalate	ND		ug/kg	190	40.	1
Benzo(a)anthracene	ND		ug/kg	120	22.	1
Benzo(a)pyrene	ND		ug/kg	150	47.	1

Project Name: 1111 ELMWOOD AVE. **Lab Number:** L1810703

Project Number: B0369-018-001-002 **Report Date:** 04/04/18

SAMPLE RESULTS

Lab ID: L1810703-02 Date Collected: 03/28/18 14:12
Client ID: B-21 Date Received: 03/28/18
Sample Location: BUFFALO, NY Field Prep: Not Specified

Sample Depth:

Parameter	Result	Qualifier	Units	RL	MDL	Dilution Factor
Semivolatile Organics by GC/MS - Westborough Lab						
Benzo(b)fluoranthene	ND		ug/kg	120	32.	1
Benzo(k)fluoranthene	ND		ug/kg	120	31.	1
Chrysene	ND		ug/kg	120	20.	1
Acenaphthylene	ND		ug/kg	150	30.	1
Anthracene	ND		ug/kg	120	38.	1
Benzo(ghi)perylene	ND		ug/kg	150	23.	1
Fluorene	ND		ug/kg	190	19.	1
Phenanthrene	ND		ug/kg	120	23.	1
Dibenzo(a,h)anthracene	ND		ug/kg	120	22.	1
Indeno(1,2,3-cd)pyrene	ND		ug/kg	150	27.	1
Pyrene	ND		ug/kg	120	19.	1
Biphenyl	ND		ug/kg	440	45.	1
4-Chloroaniline	ND		ug/kg	190	35.	1
2-Nitroaniline	ND		ug/kg	190	37.	1
3-Nitroaniline	ND		ug/kg	190	36.	1
4-Nitroaniline	ND		ug/kg	190	80.	1
Dibenzofuran	ND		ug/kg	190	18.	1
2-Methylnaphthalene	ND		ug/kg	230	23.	1
1,2,4,5-Tetrachlorobenzene	ND		ug/kg	190	20.	1
Acetophenone	ND		ug/kg	190	24.	1
2,4,6-Trichlorophenol	ND		ug/kg	120	36.	1
p-Chloro-m-cresol	ND		ug/kg	190	29.	1
2-Chlorophenol	ND		ug/kg	190	23.	1
2,4-Dichlorophenol	ND		ug/kg	170	31.	1
2,4-Dimethylphenol	ND		ug/kg	190	64.	1
2-Nitrophenol	ND		ug/kg	420	72.	1
4-Nitrophenol	ND		ug/kg	270	79.	1
2,4-Dinitrophenol	ND		ug/kg	920	90.	1
4,6-Dinitro-o-cresol	ND		ug/kg	500	92.	1
Pentachlorophenol	ND		ug/kg	150	42.	1
Phenol	ND		ug/kg	190	29.	1
2-Methylphenol	ND		ug/kg	190	30.	1
3-Methylphenol/4-Methylphenol	ND		ug/kg	280	30.	1
2,4,5-Trichlorophenol	ND		ug/kg	190	37.	1
Carbazole	ND		ug/kg	190	19.	1
Atrazine	ND		ug/kg	150	67.	1
Benzaldehyde	ND		ug/kg	250	52.	1

Project Name: 1111 ELMWOOD AVE. **Lab Number:** L1810703

Project Number: B0369-018-001-002 **Report Date:** 04/04/18

SAMPLE RESULTS

Lab ID: L1810703-02 Date Collected: 03/28/18 14:12

Client ID: B-21 Date Received: 03/28/18

Sample Location: BUFFALO, NY Field Prep: Not Specified

Sample Depth:

Parameter	Result	Qualifier	Units	RL	MDL	Dilution Factor
Semivolatile Organics by GC/MS - Westborough Lab						
Caprolactam	ND		ug/kg	190	58.	1
2,3,4,6-Tetrachlorophenol	ND		ug/kg	190	39.	1

Surrogate	% Recovery	Qualifier	Acceptance Criteria
2-Fluorophenol	59		25-120
Phenol-d6	67		10-120
Nitrobenzene-d5	63		23-120
2-Fluorobiphenyl	69		30-120
2,4,6-Tribromophenol	85		10-136
4-Terphenyl-d14	74		18-120

Project Name: 1111 ELMWOOD AVE.
Project Number: B0369-018-001-002
Lab Number: L1810703
Report Date: 04/04/18

SAMPLE RESULTS

Lab ID: L1810703-03
Client ID: B-22
Sample Location: BUFFALO, NY

Date Collected: 03/28/18 15:12
Date Received: 03/28/18
Field Prep: Not Specified

Sample Depth:
Matrix: Soil
Analytical Method: 1,8270D
Analytical Date: 03/31/18 18:10
Analyst: SZ
Percent Solids: 87%

Extraction Method: EPA 3546
Extraction Date: 03/30/18 10:42

Parameter	Result	Qualifier	Units	RL	MDL	Dilution Factor
Semivolatile Organics by GC/MS - Westborough Lab						
Acenaphthene	ND		ug/kg	150	19.	1
Hexachlorobenzene	ND		ug/kg	110	21.	1
Bis(2-chloroethyl)ether	ND		ug/kg	170	25.	1
2-Chloronaphthalene	ND		ug/kg	190	19.	1
3,3'-Dichlorobenzidine	ND		ug/kg	190	50.	1
2,4-Dinitrotoluene	ND		ug/kg	190	38.	1
2,6-Dinitrotoluene	ND		ug/kg	190	32.	1
Fluoranthene	ND		ug/kg	110	22.	1
4-Chlorophenyl phenyl ether	ND		ug/kg	190	20.	1
4-Bromophenyl phenyl ether	ND		ug/kg	190	29.	1
Bis(2-chloroisopropyl)ether	ND		ug/kg	220	32.	1
Bis(2-chloroethoxy)methane	ND		ug/kg	200	19.	1
Hexachlorobutadiene	ND		ug/kg	190	28.	1
Hexachlorocyclopentadiene	ND		ug/kg	540	170	1
Hexachloroethane	ND		ug/kg	150	30.	1
Isophorone	ND		ug/kg	170	24.	1
Naphthalene	ND		ug/kg	190	23.	1
Nitrobenzene	ND		ug/kg	170	28.	1
NDPA/DPA	ND		ug/kg	150	21.	1
n-Nitrosodi-n-propylamine	ND		ug/kg	190	29.	1
Bis(2-ethylhexyl)phthalate	ND		ug/kg	190	65.	1
Butyl benzyl phthalate	ND		ug/kg	190	47.	1
Di-n-butylphthalate	ND		ug/kg	190	36.	1
Di-n-octylphthalate	ND		ug/kg	190	64.	1
Diethyl phthalate	ND		ug/kg	190	17.	1
Dimethyl phthalate	ND		ug/kg	190	39.	1
Benzo(a)anthracene	ND		ug/kg	110	21.	1
Benzo(a)pyrene	ND		ug/kg	150	46.	1

Project Name: 1111 ELMWOOD AVE. **Lab Number:** L1810703

Project Number: B0369-018-001-002 **Report Date:** 04/04/18

SAMPLE RESULTS

Lab ID: L1810703-03 Date Collected: 03/28/18 15:12

Client ID: B-22 Date Received: 03/28/18

Sample Location: BUFFALO, NY Field Prep: Not Specified

Sample Depth:

Parameter	Result	Qualifier	Units	RL	MDL	Dilution Factor
Semivolatile Organics by GC/MS - Westborough Lab						
Benzo(b)fluoranthene	ND		ug/kg	110	32.	1
Benzo(k)fluoranthene	ND		ug/kg	110	30.	1
Chrysene	ND		ug/kg	110	20.	1
Acenaphthylene	ND		ug/kg	150	29.	1
Anthracene	ND		ug/kg	110	37.	1
Benzo(ghi)perylene	ND		ug/kg	150	22.	1
Fluorene	ND		ug/kg	190	18.	1
Phenanthrene	ND		ug/kg	110	23.	1
Dibenzo(a,h)anthracene	ND		ug/kg	110	22.	1
Indeno(1,2,3-cd)pyrene	ND		ug/kg	150	26.	1
Pyrene	ND		ug/kg	110	19.	1
Biphenyl	ND		ug/kg	430	44.	1
4-Chloroaniline	ND		ug/kg	190	34.	1
2-Nitroaniline	ND		ug/kg	190	36.	1
3-Nitroaniline	ND		ug/kg	190	35.	1
4-Nitroaniline	ND		ug/kg	190	78.	1
Dibenzofuran	ND		ug/kg	190	18.	1
2-Methylnaphthalene	ND		ug/kg	220	23.	1
1,2,4,5-Tetrachlorobenzene	ND		ug/kg	190	20.	1
Acetophenone	ND		ug/kg	190	23.	1
2,4,6-Trichlorophenol	ND		ug/kg	110	36.	1
p-Chloro-m-cresol	ND		ug/kg	190	28.	1
2-Chlorophenol	ND		ug/kg	190	22.	1
2,4-Dichlorophenol	ND		ug/kg	170	30.	1
2,4-Dimethylphenol	ND		ug/kg	190	62.	1
2-Nitrophenol	ND		ug/kg	400	71.	1
4-Nitrophenol	ND		ug/kg	260	77.	1
2,4-Dinitrophenol	ND		ug/kg	900	88.	1
4,6-Dinitro-o-cresol	ND		ug/kg	490	90.	1
Pentachlorophenol	ND		ug/kg	150	41.	1
Phenol	ND		ug/kg	190	28.	1
2-Methylphenol	ND		ug/kg	190	29.	1
3-Methylphenol/4-Methylphenol	ND		ug/kg	270	29.	1
2,4,5-Trichlorophenol	ND		ug/kg	190	36.	1
Carbazole	ND		ug/kg	190	18.	1
Atrazine	ND		ug/kg	150	66.	1
Benzaldehyde	ND		ug/kg	250	51.	1

Project Name: 1111 ELMWOOD AVE. **Lab Number:** L1810703

Project Number: B0369-018-001-002 **Report Date:** 04/04/18

SAMPLE RESULTS

Lab ID: L1810703-03 Date Collected: 03/28/18 15:12

Client ID: B-22 Date Received: 03/28/18

Sample Location: BUFFALO, NY Field Prep: Not Specified

Sample Depth:

Parameter	Result	Qualifier	Units	RL	MDL	Dilution Factor
Semivolatile Organics by GC/MS - Westborough Lab						
Caprolactam	ND		ug/kg	190	57.	1
2,3,4,6-Tetrachlorophenol	ND		ug/kg	190	38.	1

Surrogate	% Recovery	Qualifier	Acceptance Criteria
2-Fluorophenol	83		25-120
Phenol-d6	87		10-120
Nitrobenzene-d5	89		23-120
2-Fluorobiphenyl	82		30-120
2,4,6-Tribromophenol	93		10-136
4-Terphenyl-d14	80		18-120

Project Name: 1111 ELMWOOD AVE.
Project Number: B0369-018-001-002
Lab Number: L1810703
Report Date: 04/04/18

SAMPLE RESULTS

Lab ID: L1810703-04
Client ID: SW-11
Sample Location: BUFFALO, NY

Date Collected: 03/28/18 11:42
Date Received: 03/28/18
Field Prep: Not Specified

Sample Depth:
Matrix: Soil
Analytical Method: 1,8270D
Analytical Date: 03/31/18 18:36
Analyst: SZ
Percent Solids: 79%

Extraction Method: EPA 3546
Extraction Date: 03/30/18 10:42

Parameter	Result	Qualifier	Units	RL	MDL	Dilution Factor
Semivolatile Organics by GC/MS - Westborough Lab						
Acenaphthene	ND		ug/kg	160	21.	1
Hexachlorobenzene	ND		ug/kg	120	23.	1
Bis(2-chloroethyl)ether	ND		ug/kg	190	28.	1
2-Chloronaphthalene	ND		ug/kg	210	20.	1
3,3'-Dichlorobenzidine	ND		ug/kg	210	55.	1
2,4-Dinitrotoluene	ND		ug/kg	210	41.	1
2,6-Dinitrotoluene	ND		ug/kg	210	35.	1
Fluoranthene	ND		ug/kg	120	24.	1
4-Chlorophenyl phenyl ether	ND		ug/kg	210	22.	1
4-Bromophenyl phenyl ether	ND		ug/kg	210	32.	1
Bis(2-chloroisopropyl)ether	ND		ug/kg	250	35.	1
Bis(2-chloroethoxy)methane	ND		ug/kg	220	21.	1
Hexachlorobutadiene	ND		ug/kg	210	30.	1
Hexachlorocyclopentadiene	ND		ug/kg	590	190	1
Hexachloroethane	ND		ug/kg	160	33.	1
Isophorone	ND		ug/kg	190	27.	1
Naphthalene	ND		ug/kg	210	25.	1
Nitrobenzene	ND		ug/kg	190	30.	1
NDPA/DPA	ND		ug/kg	160	24.	1
n-Nitrosodi-n-propylamine	ND		ug/kg	210	32.	1
Bis(2-ethylhexyl)phthalate	ND		ug/kg	210	72.	1
Butyl benzyl phthalate	ND		ug/kg	210	52.	1
Di-n-butylphthalate	ND		ug/kg	210	39.	1
Di-n-octylphthalate	ND		ug/kg	210	70.	1
Diethyl phthalate	ND		ug/kg	210	19.	1
Dimethyl phthalate	ND		ug/kg	210	43.	1
Benzo(a)anthracene	ND		ug/kg	120	23.	1
Benzo(a)pyrene	ND		ug/kg	160	50.	1

Project Name: 1111 ELMWOOD AVE. **Lab Number:** L1810703

Project Number: B0369-018-001-002 **Report Date:** 04/04/18

SAMPLE RESULTS

Lab ID: L1810703-04 Date Collected: 03/28/18 11:42

Client ID: SW-11 Date Received: 03/28/18

Sample Location: BUFFALO, NY Field Prep: Not Specified

Sample Depth:

Parameter	Result	Qualifier	Units	RL	MDL	Dilution Factor
Semivolatile Organics by GC/MS - Westborough Lab						
Benzo(b)fluoranthene	ND		ug/kg	120	35.	1
Benzo(k)fluoranthene	ND		ug/kg	120	33.	1
Chrysene	ND		ug/kg	120	22.	1
Acenaphthylene	ND		ug/kg	160	32.	1
Anthracene	ND		ug/kg	120	40.	1
Benzo(ghi)perylene	ND		ug/kg	160	24.	1
Fluorene	ND		ug/kg	210	20.	1
Phenanthrene	ND		ug/kg	120	25.	1
Dibenzo(a,h)anthracene	ND		ug/kg	120	24.	1
Indeno(1,2,3-cd)pyrene	ND		ug/kg	160	29.	1
Pyrene	ND		ug/kg	120	20.	1
Biphenyl	ND		ug/kg	470	48.	1
4-Chloroaniline	ND		ug/kg	210	38.	1
2-Nitroaniline	ND		ug/kg	210	40.	1
3-Nitroaniline	ND		ug/kg	210	39.	1
4-Nitroaniline	ND		ug/kg	210	86.	1
Dibenzofuran	ND		ug/kg	210	20.	1
2-Methylnaphthalene	ND		ug/kg	250	25.	1
1,2,4,5-Tetrachlorobenzene	ND		ug/kg	210	22.	1
Acetophenone	ND		ug/kg	210	26.	1
2,4,6-Trichlorophenol	ND		ug/kg	120	39.	1
p-Chloro-m-cresol	ND		ug/kg	210	31.	1
2-Chlorophenol	ND		ug/kg	210	24.	1
2,4-Dichlorophenol	ND		ug/kg	190	33.	1
2,4-Dimethylphenol	ND		ug/kg	210	68.	1
2-Nitrophenol	ND		ug/kg	450	78.	1
4-Nitrophenol	ND		ug/kg	290	84.	1
2,4-Dinitrophenol	ND		ug/kg	990	96.	1
4,6-Dinitro-o-cresol	ND		ug/kg	540	99.	1
Pentachlorophenol	ND		ug/kg	160	45.	1
Phenol	ND		ug/kg	210	31.	1
2-Methylphenol	ND		ug/kg	210	32.	1
3-Methylphenol/4-Methylphenol	ND		ug/kg	300	32.	1
2,4,5-Trichlorophenol	ND		ug/kg	210	40.	1
Carbazole	ND		ug/kg	210	20.	1
Atrazine	ND		ug/kg	160	72.	1
Benzaldehyde	ND		ug/kg	270	56.	1

Project Name: 1111 ELMWOOD AVE. **Lab Number:** L1810703

Project Number: B0369-018-001-002 **Report Date:** 04/04/18

SAMPLE RESULTS

Lab ID: L1810703-04 Date Collected: 03/28/18 11:42

Client ID: SW-11 Date Received: 03/28/18

Sample Location: BUFFALO, NY Field Prep: Not Specified

Sample Depth:

Parameter	Result	Qualifier	Units	RL	MDL	Dilution Factor
Semivolatile Organics by GC/MS - Westborough Lab						
Caprolactam	ND		ug/kg	210	63.	1
2,3,4,6-Tetrachlorophenol	ND		ug/kg	210	42.	1

Surrogate	% Recovery	Qualifier	Acceptance Criteria
2-Fluorophenol	78		25-120
Phenol-d6	81		10-120
Nitrobenzene-d5	84		23-120
2-Fluorobiphenyl	77		30-120
2,4,6-Tribromophenol	84		10-136
4-Terphenyl-d14	73		18-120

Project Name: 1111 ELMWOOD AVE.
Project Number: B0369-018-001-002
Lab Number: L1810703
Report Date: 04/04/18

SAMPLE RESULTS

Lab ID: L1810703-05
Client ID: SW-12
Sample Location: BUFFALO, NY

Date Collected: 03/28/18 14:08
Date Received: 03/28/18
Field Prep: Not Specified

Sample Depth:
Matrix: Soil
Analytical Method: 1,8270D
Analytical Date: 03/31/18 19:02
Analyst: SZ
Percent Solids: 81%

Extraction Method: EPA 3546
Extraction Date: 03/30/18 10:42

Parameter	Result	Qualifier	Units	RL	MDL	Dilution Factor
Semivolatile Organics by GC/MS - Westborough Lab						
Acenaphthene	ND		ug/kg	160	21.	1
Hexachlorobenzene	ND		ug/kg	120	23.	1
Bis(2-chloroethyl)ether	ND		ug/kg	180	28.	1
2-Chloronaphthalene	ND		ug/kg	200	20.	1
3,3'-Dichlorobenzidine	ND		ug/kg	200	54.	1
2,4-Dinitrotoluene	ND		ug/kg	200	41.	1
2,6-Dinitrotoluene	ND		ug/kg	200	35.	1
Fluoranthene	99	J	ug/kg	120	23.	1
4-Chlorophenyl phenyl ether	ND		ug/kg	200	22.	1
4-Bromophenyl phenyl ether	ND		ug/kg	200	31.	1
Bis(2-chloroisopropyl)ether	ND		ug/kg	240	35.	1
Bis(2-chloroethoxy)methane	ND		ug/kg	220	20.	1
Hexachlorobutadiene	ND		ug/kg	200	30.	1
Hexachlorocyclopentadiene	ND		ug/kg	580	180	1
Hexachloroethane	ND		ug/kg	160	33.	1
Isophorone	ND		ug/kg	180	26.	1
Naphthalene	ND		ug/kg	200	25.	1
Nitrobenzene	ND		ug/kg	180	30.	1
NDPA/DPA	ND		ug/kg	160	23.	1
n-Nitrosodi-n-propylamine	ND		ug/kg	200	31.	1
Bis(2-ethylhexyl)phthalate	71	J	ug/kg	200	70.	1
Butyl benzyl phthalate	ND		ug/kg	200	51.	1
Di-n-butylphthalate	ND		ug/kg	200	38.	1
Di-n-octylphthalate	ND		ug/kg	200	69.	1
Diethyl phthalate	ND		ug/kg	200	19.	1
Dimethyl phthalate	ND		ug/kg	200	43.	1
Benzo(a)anthracene	60	J	ug/kg	120	23.	1
Benzo(a)pyrene	66	J	ug/kg	160	50.	1

Project Name: 1111 ELMWOOD AVE. **Lab Number:** L1810703

Project Number: B0369-018-001-002 **Report Date:** 04/04/18

SAMPLE RESULTS

Lab ID: L1810703-05 Date Collected: 03/28/18 14:08

Client ID: SW-12 Date Received: 03/28/18

Sample Location: BUFFALO, NY Field Prep: Not Specified

Sample Depth:

Parameter	Result	Qualifier	Units	RL	MDL	Dilution Factor
Semivolatile Organics by GC/MS - Westborough Lab						
Benzo(b)fluoranthene	88	J	ug/kg	120	34.	1
Benzo(k)fluoranthene	34	J	ug/kg	120	32.	1
Chrysene	63	J	ug/kg	120	21.	1
Acenaphthylene	ND		ug/kg	160	31.	1
Anthracene	ND		ug/kg	120	40.	1
Benzo(ghi)perylene	50	J	ug/kg	160	24.	1
Fluorene	ND		ug/kg	200	20.	1
Phenanthrene	46	J	ug/kg	120	25.	1
Dibenzo(a,h)anthracene	ND		ug/kg	120	24.	1
Indeno(1,2,3-cd)pyrene	55	J	ug/kg	160	28.	1
Pyrene	81	J	ug/kg	120	20.	1
Biphenyl	ND		ug/kg	460	47.	1
4-Chloroaniline	ND		ug/kg	200	37.	1
2-Nitroaniline	ND		ug/kg	200	39.	1
3-Nitroaniline	ND		ug/kg	200	38.	1
4-Nitroaniline	ND		ug/kg	200	84.	1
Dibenzofuran	ND		ug/kg	200	19.	1
2-Methylnaphthalene	ND		ug/kg	240	24.	1
1,2,4,5-Tetrachlorobenzene	ND		ug/kg	200	21.	1
Acetophenone	ND		ug/kg	200	25.	1
2,4,6-Trichlorophenol	ND		ug/kg	120	38.	1
p-Chloro-m-cresol	ND		ug/kg	200	30.	1
2-Chlorophenol	ND		ug/kg	200	24.	1
2,4-Dichlorophenol	ND		ug/kg	180	33.	1
2,4-Dimethylphenol	ND		ug/kg	200	67.	1
2-Nitrophenol	ND		ug/kg	440	76.	1
4-Nitrophenol	ND		ug/kg	280	83.	1
2,4-Dinitrophenol	ND		ug/kg	980	95.	1
4,6-Dinitro-o-cresol	ND		ug/kg	530	98.	1
Pentachlorophenol	ND		ug/kg	160	45.	1
Phenol	ND		ug/kg	200	31.	1
2-Methylphenol	ND		ug/kg	200	32.	1
3-Methylphenol/4-Methylphenol	ND		ug/kg	290	32.	1
2,4,5-Trichlorophenol	ND		ug/kg	200	39.	1
Carbazole	ND		ug/kg	200	20.	1
Atrazine	ND		ug/kg	160	71.	1
Benzaldehyde	ND		ug/kg	270	55.	1

Project Name: 1111 ELMWOOD AVE. **Lab Number:** L1810703

Project Number: B0369-018-001-002 **Report Date:** 04/04/18

SAMPLE RESULTS

Lab ID: L1810703-05 Date Collected: 03/28/18 14:08

Client ID: SW-12 Date Received: 03/28/18

Sample Location: BUFFALO, NY Field Prep: Not Specified

Sample Depth:

Parameter	Result	Qualifier	Units	RL	MDL	Dilution Factor
Semivolatile Organics by GC/MS - Westborough Lab						
Caprolactam	ND		ug/kg	200	62.	1
2,3,4,6-Tetrachlorophenol	ND		ug/kg	200	41.	1

Surrogate	% Recovery	Qualifier	Acceptance Criteria
2-Fluorophenol	73		25-120
Phenol-d6	80		10-120
Nitrobenzene-d5	81		23-120
2-Fluorobiphenyl	77		30-120
2,4,6-Tribromophenol	90		10-136
4-Terphenyl-d14	72		18-120

Project Name: 1111 ELMWOOD AVE. **Lab Number:** L1810703

Project Number: B0369-018-001-002 **Report Date:** 04/04/18

Method Blank Analysis
Batch Quality Control

Analytical Method: 1,8270D
Analytical Date: 03/31/18 14:19
Analyst: SZ

Extraction Method: EPA 3546
Extraction Date: 03/30/18 10:37

Parameter	Result	Qualifier	Units	RL	MDL
Semivolatile Organics by GC/MS - Westborough Lab for sample(s): 01-05 Batch: WG1101970-1					
Acenaphthene	ND		ug/kg	130	17.
Hexachlorobenzene	ND		ug/kg	99	18.
Bis(2-chloroethyl)ether	ND		ug/kg	150	22.
2-Chloronaphthalene	ND		ug/kg	160	16.
3,3'-Dichlorobenzidine	ND		ug/kg	160	44.
2,4-Dinitrotoluene	ND		ug/kg	160	33.
2,6-Dinitrotoluene	ND		ug/kg	160	28.
Fluoranthene	ND		ug/kg	99	19.
4-Chlorophenyl phenyl ether	ND		ug/kg	160	18.
4-Bromophenyl phenyl ether	ND		ug/kg	160	25.
Bis(2-chloroisopropyl)ether	ND		ug/kg	200	28.
Bis(2-chloroethoxy)methane	ND		ug/kg	180	16.
Hexachlorobutadiene	ND		ug/kg	160	24.
Hexachlorocyclopentadiene	ND		ug/kg	470	150
Hexachloroethane	ND		ug/kg	130	27.
Isophorone	ND		ug/kg	150	21.
Naphthalene	ND		ug/kg	160	20.
Nitrobenzene	ND		ug/kg	150	24.
NDPA/DPA	ND		ug/kg	130	19.
n-Nitrosodi-n-propylamine	ND		ug/kg	160	26.
Bis(2-ethylhexyl)phthalate	ND		ug/kg	160	57.
Butyl benzyl phthalate	ND		ug/kg	160	42.
Di-n-butylphthalate	ND		ug/kg	160	31.
Di-n-octylphthalate	ND		ug/kg	160	56.
Diethyl phthalate	ND		ug/kg	160	15.
Dimethyl phthalate	ND		ug/kg	160	35.
Benzo(a)anthracene	ND		ug/kg	99	18.
Benzo(a)pyrene	ND		ug/kg	130	40.
Benzo(b)fluoranthene	ND		ug/kg	99	28.

Project Name: 1111 ELMWOOD AVE. **Lab Number:** L1810703

Project Number: B0369-018-001-002 **Report Date:** 04/04/18

Method Blank Analysis
Batch Quality Control

Analytical Method: 1,8270D
Analytical Date: 03/31/18 14:19
Analyst: SZ

Extraction Method: EPA 3546
Extraction Date: 03/30/18 10:37

Parameter	Result	Qualifier	Units	RL	MDL
Semivolatile Organics by GC/MS - Westborough Lab for sample(s): 01-05 Batch: WG1101970-1					
Benzo(k)fluoranthene	ND		ug/kg	99	26.
Chrysene	ND		ug/kg	99	17.
Acenaphthylene	ND		ug/kg	130	26.
Anthracene	ND		ug/kg	99	32.
Benzo(ghi)perylene	ND		ug/kg	130	19.
Fluorene	ND		ug/kg	160	16.
Phenanthrene	ND		ug/kg	99	20.
Dibenzo(a,h)anthracene	ND		ug/kg	99	19.
Indeno(1,2,3-cd)pyrene	ND		ug/kg	130	23.
Pyrene	ND		ug/kg	99	16.
Biphenyl	ND		ug/kg	380	38.
4-Chloroaniline	ND		ug/kg	160	30.
2-Nitroaniline	ND		ug/kg	160	32.
3-Nitroaniline	ND		ug/kg	160	31.
4-Nitroaniline	ND		ug/kg	160	68.
Dibenzofuran	ND		ug/kg	160	16.
2-Methylnaphthalene	ND		ug/kg	200	20.
1,2,4,5-Tetrachlorobenzene	ND		ug/kg	160	17.
Acetophenone	ND		ug/kg	160	20.
2,4,6-Trichlorophenol	ND		ug/kg	99	31.
p-Chloro-m-cresol	ND		ug/kg	160	25.
2-Chlorophenol	ND		ug/kg	160	20.
2,4-Dichlorophenol	ND		ug/kg	150	26.
2,4-Dimethylphenol	ND		ug/kg	160	54.
2-Nitrophenol	ND		ug/kg	360	62.
4-Nitrophenol	ND		ug/kg	230	67.
2,4-Dinitrophenol	ND		ug/kg	790	77.
4,6-Dinitro-o-cresol	ND		ug/kg	430	79.
Pentachlorophenol	ND		ug/kg	130	36.

Project Name: 1111 ELMWOOD AVE.
Project Number: B0369-018-001-002
Lab Number: L1810703
Report Date: 04/04/18

Method Blank Analysis
Batch Quality Control

Analytical Method: 1,8270D
Analytical Date: 03/31/18 14:19
Analyst: SZ

Extraction Method: EPA 3546
Extraction Date: 03/30/18 10:37

Parameter	Result	Qualifier	Units	RL	MDL
Semivolatile Organics by GC/MS - Westborough Lab for sample(s): 01-05 Batch: WG1101970-1					
Phenol	ND		ug/kg	160	25.
2-Methylphenol	ND		ug/kg	160	26.
3-Methylphenol/4-Methylphenol	ND		ug/kg	240	26.
2,4,5-Trichlorophenol	ND		ug/kg	160	32.
Carbazole	ND		ug/kg	160	16.
Atrazine	ND		ug/kg	130	58.
Benzaldehyde	ND		ug/kg	220	44.
Caprolactam	ND		ug/kg	160	50.
2,3,4,6-Tetrachlorophenol	ND		ug/kg	160	33.
Tentatively Identified Compounds					
No Tentatively Identified Compounds	ND		ug/kg		

Surrogate	%Recovery	Qualifier	Acceptance Criteria
2-Fluorophenol	81		25-120
Phenol-d6	87		10-120
Nitrobenzene-d5	86		23-120
2-Fluorobiphenyl	85		30-120
2,4,6-Tribromophenol	89		10-136
4-Terphenyl-d14	89		18-120

Lab Control Sample Analysis

Batch Quality Control

Project Name: 1111 ELMWOOD AVE.

Project Number: B0369-018-001-002

Lab Number: L1810703

Report Date: 04/04/18

Parameter	LCS %Recovery	Qual	LCSD %Recovery	Qual	%Recovery Limits	RPD	Qual	RPD Limits
Semivolatile Organics by GC/MS - Westborough Lab Associated sample(s): 01-05 Batch: WG1101970-2 WG1101970-3								
Acenaphthene	82		81		31-137	1		50
Hexachlorobenzene	87		87		40-140	0		50
Bis(2-chloroethyl)ether	87		86		40-140	1		50
2-Chloronaphthalene	88		88		40-140	0		50
3,3'-Dichlorobenzidine	70		65		40-140	7		50
2,4-Dinitrotoluene	91		91		40-132	0		50
2,6-Dinitrotoluene	99		99		40-140	0		50
Fluoranthene	81		79		40-140	3		50
4-Chlorophenyl phenyl ether	84		84		40-140	0		50
4-Bromophenyl phenyl ether	83		82		40-140	1		50
Bis(2-chloroisopropyl)ether	86		84		40-140	2		50
Bis(2-chloroethoxy)methane	92		91		40-117	1		50
Hexachlorobutadiene	82		82		40-140	0		50
Hexachlorocyclopentadiene	78		77		40-140	1		50
Hexachloroethane	81		82		40-140	1		50
Isophorone	100		98		40-140	2		50
Naphthalene	81		81		40-140	0		50
Nitrobenzene	96		94		40-140	2		50
NDPA/DPA	86		84		36-157	2		50
n-Nitrosodi-n-propylamine	98		96		32-121	2		50
Bis(2-ethylhexyl)phthalate	94		90		40-140	4		50
Butyl benzyl phthalate	91		89		40-140	2		50
Di-n-butylphthalate	86		83		40-140	4		50

Lab Control Sample Analysis
Batch Quality Control

Project Name: 1111 ELMWOOD AVE.
Project Number: B0369-018-001-002

Lab Number: L1810703
Report Date: 04/04/18

Parameter	LCS %Recovery	Qual	LCSD %Recovery	Qual	%Recovery Limits	RPD	Qual	RPD Limits
Semivolatile Organics by GC/MS - Westborough Lab Associated sample(s): 01-05 Batch: WG1101970-2 WG1101970-3								
Di-n-octylphthalate	89		86		40-140	3		50
Diethyl phthalate	88		86		40-140	2		50
Dimethyl phthalate	93		91		40-140	2		50
Benzo(a)anthracene	88		86		40-140	2		50
Benzo(a)pyrene	88		84		40-140	5		50
Benzo(b)fluoranthene	87		84		40-140	4		50
Benzo(k)fluoranthene	84		80		40-140	5		50
Chrysene	84		81		40-140	4		50
Acenaphthylene	92		90		40-140	2		50
Anthracene	80		79		40-140	1		50
Benzo(ghi)perylene	88		87		40-140	1		50
Fluorene	83		82		40-140	1		50
Phenanthrene	79		77		40-140	3		50
Dibenzo(a,h)anthracene	91		90		40-140	1		50
Indeno(1,2,3-cd)pyrene	90		89		40-140	1		50
Pyrene	80		77		35-142	4		50
Biphenyl	90		88		54-104	2		50
4-Chloroaniline	83		83		40-140	0		50
2-Nitroaniline	100		99		47-134	1		50
3-Nitroaniline	65		64		26-129	2		50
4-Nitroaniline	89		89		41-125	0		50
Dibenzofuran	81		81		40-140	0		50
2-Methylnaphthalene	86		84		40-140	2		50

Lab Control Sample Analysis
Batch Quality Control

Project Name: 1111 ELMWOOD AVE.
Project Number: B0369-018-001-002

Lab Number: L1810703
Report Date: 04/04/18

Parameter	LCS %Recovery	Qual	LCSD %Recovery	Qual	%Recovery Limits	RPD	Qual	RPD Limits
Semivolatile Organics by GC/MS - Westborough Lab Associated sample(s): 01-05 Batch: WG1101970-2 WG1101970-3								
1,2,4,5-Tetrachlorobenzene	89		86		40-117	3		50
Acetophenone	95		92		14-144	3		50
2,4,6-Trichlorophenol	96		95		30-130	1		50
p-Chloro-m-cresol	100		98		26-103	2		50
2-Chlorophenol	85		84		25-102	1		50
2,4-Dichlorophenol	93		90		30-130	3		50
2,4-Dimethylphenol	95		95		30-130	0		50
2-Nitrophenol	94		93		30-130	1		50
4-Nitrophenol	**118**	Q	**115**	Q	11-114	3		50
2,4-Dinitrophenol	62		68		4-130	9		50
4,6-Dinitro-o-cresol	87		86		10-130	1		50
Pentachlorophenol	74		77		17-109	4		50
Phenol	84		83		26-90	1		50
2-Methylphenol	95		94		30-130.	1		50
3-Methylphenol/4-Methylphenol	95		93		30-130	2		50
2,4,5-Trichlorophenol	98		98		30-130	0		50
Carbazole	83		81		54-128	2		50
Atrazine	106		103		40-140	3		50
Benzaldehyde	74		73		40-140	1		50
Caprolactam	110		109		15-130	1		50
2,3,4,6-Tetrachlorophenol	89		91		40-140	2		50

Lab Control Sample Analysis
Batch Quality Control

Project Name: 1111 ELMWOOD AVE.
Project Number: B0369-018-001-002

Lab Number: L1810703
Report Date: 04/04/18

Parameter	LCS %Recovery	Qual	LCSD %Recovery	Qual	%Recovery Limits	RPD	Qual	RPD Limits
Semivolatile Organics by GC/MS - Westborough Lab Associated sample(s): 01-05 Batch: WG1101970-2 WG1101970-3								

Surrogate	LCS %Recovery	Qual	LCSD %Recovery	Qual	Acceptance Criteria
2-Fluorophenol	87		86		25-120
Phenol-d6	92		91		10-120
Nitrobenzene-d5	94		93		23-120
2-Fluorobiphenyl	88		88		30-120
2,4,6-Tribromophenol	93		94		10-136
4-Terphenyl-d14	86		84		18-120

METALS

Project Name: 1111 ELMWOOD AVE.
Lab Number: L1810703
Project Number: B0369-018-001-002
Report Date: 04/04/18

SAMPLE RESULTS

Lab ID: L1810703-01
Client ID: B-20
Sample Location: BUFFALO, NY
Date Collected: 03/28/18 11:15
Date Received: 03/28/18
Field Prep: Not Specified

Sample Depth:
Matrix: Soil
Percent Solids: 87%

Parameter	Result	Qualifier	Units	RL	MDL	Dilution Factor	Date Prepared	Date Analyzed	Prep Method	Analytical Method	Analyst
Total Metals - Mansfield Lab											
Aluminum, Total	4990		mg/kg	8.92	2.41	2	03/29/18 20:35	04/02/18 23:02	EPA 3050B	1,6010C	LC
Antimony, Total	ND		mg/kg	4.46	0.339	2	03/29/18 20:35	04/02/18 23:02	EPA 3050B	1,6010C	LC
Arsenic, Total	2.51		mg/kg	0.892	0.186	2	03/29/18 20:35	04/02/18 23:02	EPA 3050B	1,6010C	LC
Barium, Total	45.8		mg/kg	0.892	0.155	2	03/29/18 20:35	04/02/18 23:02	EPA 3050B	1,6010C	LC
Beryllium, Total	0.223	J	mg/kg	0.446	0.029	2	03/29/18 20:35	04/02/18 23:02	EPA 3050B	1,6010C	LC
Cadmium, Total	ND		mg/kg	0.892	0.087	2	03/29/18 20:35	04/02/18 23:02	EPA 3050B	1,6010C	LC
Calcium, Total	43600		mg/kg	8.92	3.12	2	03/29/18 20:35	04/02/18 23:02	EPA 3050B	1,6010C	LC
Chromium, Total	8.30		mg/kg	0.892	0.086	2	03/29/18 20:35	04/02/18 23:02	EPA 3050B	1,6010C	LC
Cobalt, Total	5.59		mg/kg	1.78	0.148	2	03/29/18 20:35	04/02/18 23:02	EPA 3050B	1,6010C	LC
Copper, Total	11.0		mg/kg	0.892	0.230	2	03/29/18 20:35	04/02/18 23:02	EPA 3050B	1,6010C	LC
Iron, Total	9940		mg/kg	4.46	0.806	2	03/29/18 20:35	04/02/18 23:02	EPA 3050B	1,6010C	LC
Lead, Total	12.7		mg/kg	4.46	0.239	2	03/29/18 20:35	04/02/18 23:02	EPA 3050B	1,6010C	LC
Magnesium, Total	19400		mg/kg	8.92	1.37	2	03/29/18 20:35	04/02/18 23:02	EPA 3050B	1,6010C	LC
Manganese, Total	370		mg/kg	0.892	0.142	2	03/29/18 20:35	04/02/18 23:02	EPA 3050B	1,6010C	LC
Mercury, Total	0.057	J	mg/kg	0.072	0.015	1	03/30/18 08:30	03/30/18 22:06	EPA 7471B	1,7471B	EA
Nickel, Total	10.6		mg/kg	2.23	0.216	2	03/29/18 20:35	04/02/18 23:02	EPA 3050B	1,6010C	LC
Potassium, Total	720		mg/kg	223	12.8	2	03/29/18 20:35	04/02/18 23:02	EPA 3050B	1,6010C	LC
Selenium, Total	0.294	J	mg/kg	1.78	0.230	2	03/29/18 20:35	04/02/18 23:02	EPA 3050B	1,6010C	LC
Silver, Total	ND		mg/kg	0.892	0.252	2	03/29/18 20:35	04/02/18 23:02	EPA 3050B	1,6010C	LC
Sodium, Total	118	J	mg/kg	178	2.81	2	03/29/18 20:35	04/02/18 23:02	EPA 3050B	1,6010C	LC
Thallium, Total	ND		mg/kg	1.78	0.281	2	03/29/18 20:35	04/02/18 23:02	EPA 3050B	1,6010C	LC
Vanadium, Total	13.2		mg/kg	0.892	0.181	2	03/29/18 20:35	04/02/18 23:02	EPA 3050B	1,6010C	LC
Zinc, Total	64.0		mg/kg	4.46	0.261	2	03/29/18 20:35	04/02/18 23:02	EPA 3050B	1,6010C	LC

Project Name: 1111 ELMWOOD AVE. **Lab Number:** L1810703

Project Number: B0369-018-001-002 **Report Date:** 04/04/18

SAMPLE RESULTS

Lab ID: L1810703-02 Date Collected: 03/28/18 14:12

Client ID: B-21 Date Received: 03/28/18

Sample Location: BUFFALO, NY Field Prep: Not Specified

Sample Depth:

Matrix: Soil

Percent Solids: 85%

Parameter	Result	Qualifier	Units	RL	MDL	Dilution Factor	Date Prepared	Date Analyzed	Prep Method	Analytical Method	Analyst
Total Metals - Mansfield Lab											
Aluminum, Total	7630		mg/kg	9.34	2.52	2	03/29/18 20:35	04/02/18 23:19	EPA 3050B	1,6010C	LC
Antimony, Total	ND		mg/kg	4.67	0.355	2	03/29/18 20:35	04/02/18 23:19	EPA 3050B	1,6010C	LC
Arsenic, Total	4.16		mg/kg	0.934	0.194	2	03/29/18 20:35	04/02/18 23:19	EPA 3050B	1,6010C	LC
Barium, Total	84.2		mg/kg	0.934	0.162	2	03/29/18 20:35	04/02/18 23:19	EPA 3050B	1,6010C	LC
Beryllium, Total	0.374	J	mg/kg	0.467	0.031	2	03/29/18 20:35	04/02/18 23:19	EPA 3050B	1,6010C	LC
Cadmium, Total	ND		mg/kg	0.934	0.092	2	03/29/18 20:35	04/02/18 23:19	EPA 3050B	1,6010C	LC
Calcium, Total	62200		mg/kg	9.34	3.27	2	03/29/18 20:35	04/02/18 23:19	EPA 3050B	1,6010C	LC
Chromium, Total	11.8		mg/kg	0.934	0.090	2	03/29/18 20:35	04/02/18 23:19	EPA 3050B	1,6010C	LC
Cobalt, Total	8.23		mg/kg	1.87	0.155	2	03/29/18 20:35	04/02/18 23:19	EPA 3050B	1,6010C	LC
Copper, Total	17.3		mg/kg	0.934	0.241	2	03/29/18 20:35	04/02/18 23:19	EPA 3050B	1,6010C	LC
Iron, Total	15000		mg/kg	4.67	0.843	2	03/29/18 20:35	04/02/18 23:19	EPA 3050B	1,6010C	LC
Lead, Total	14.2		mg/kg	4.67	0.250	2	03/29/18 20:35	04/02/18 23:19	EPA 3050B	1,6010C	LC
Magnesium, Total	18000		mg/kg	9.34	1.44	2	03/29/18 20:35	04/02/18 23:19	EPA 3050B	1,6010C	LC
Manganese, Total	301		mg/kg	0.934	0.148	2	03/29/18 20:35	04/02/18 23:19	EPA 3050B	1,6010C	LC
Mercury, Total	0.020	J	mg/kg	0.075	0.016	1	03/30/18 08:30	03/30/18 22:08	EPA 7471B	1,7471B	EA
Nickel, Total	15.6		mg/kg	2.33	0.226	2	03/29/18 20:35	04/02/18 23:19	EPA 3050B	1,6010C	LC
Potassium, Total	968		mg/kg	233	13.4	2	03/29/18 20:35	04/03/18 22:36	EPA 3050B	1,6010C	AB
Selenium, Total	0.728	J	mg/kg	1.87	0.241	2	03/29/18 20:35	04/02/18 23:19	EPA 3050B	1,6010C	LC
Silver, Total	ND		mg/kg	0.934	0.264	2	03/29/18 20:35	04/02/18 23:19	EPA 3050B	1,6010C	LC
Sodium, Total	134	J	mg/kg	187	2.94	2	03/29/18 20:35	04/02/18 23:19	EPA 3050B	1,6010C	LC
Thallium, Total	ND		mg/kg	1.87	0.294	2	03/29/18 20:35	04/02/18 23:19	EPA 3050B	1,6010C	LC
Vanadium, Total	19.4		mg/kg	0.934	0.190	2	03/29/18 20:35	04/02/18 23:19	EPA 3050B	1,6010C	LC
Zinc, Total	65.6		mg/kg	4.67	0.274	2	03/29/18 20:35	04/02/18 23:19	EPA 3050B	1,6010C	LC

Project Name: 1111 ELMWOOD AVE. **Lab Number:** L1810703

Project Number: B0369-018-001-002 **Report Date:** 04/04/18

SAMPLE RESULTS

Lab ID: L1810703-03 Date Collected: 03/28/18 15:12

Client ID: B-22 Date Received: 03/28/18

Sample Location: BUFFALO, NY Field Prep: Not Specified

Sample Depth:

Matrix: Soil

Percent Solids: 87%

Parameter	Result	Qualifier	Units	RL	MDL	Dilution Factor	Date Prepared	Date Analyzed	Prep Method	Analytical Method	Analyst
Total Metals - Mansfield Lab											
Aluminum, Total	5280		mg/kg	8.90	2.40	2	03/29/18 20:35	04/02/18 23:24	EPA 3050B	1,6010C	LC
Antimony, Total	ND		mg/kg	4.45	0.338	2	03/29/18 20:35	04/02/18 23:24	EPA 3050B	1,6010C	LC
Arsenic, Total	2.79		mg/kg	0.890	0.185	2	03/29/18 20:35	04/02/18 23:24	EPA 3050B	1,6010C	LC
Barium, Total	52.2		mg/kg	0.890	0.155	2	03/29/18 20:35	04/02/18 23:24	EPA 3050B	1,6010C	LC
Beryllium, Total	0.187	J	mg/kg	0.445	0.029	2	03/29/18 20:35	04/02/18 23:24	EPA 3050B	1,6010C	LC
Cadmium, Total	ND		mg/kg	0.890	0.087	2	03/29/18 20:35	04/02/18 23:24	EPA 3050B	1,6010C	LC
Calcium, Total	53200		mg/kg	8.90	3.11	2	03/29/18 20:35	04/02/18 23:24	EPA 3050B	1,6010C	LC
Chromium, Total	8.26		mg/kg	0.890	0.085	2	03/29/18 20:35	04/02/18 23:24	EPA 3050B	1,6010C	LC
Cobalt, Total	5.32		mg/kg	1.78	0.148	2	03/29/18 20:35	04/02/18 23:24	EPA 3050B	1,6010C	LC
Copper, Total	12.8		mg/kg	0.890	0.230	2	03/29/18 20:35	04/02/18 23:24	EPA 3050B	1,6010C	LC
Iron, Total	11000		mg/kg	4.45	0.803	2	03/29/18 20:35	04/02/18 23:24	EPA 3050B	1,6010C	LC
Lead, Total	13.9		mg/kg	4.45	0.238	2	03/29/18 20:35	04/02/18 23:24	EPA 3050B	1,6010C	LC
Magnesium, Total	21400		mg/kg	8.90	1.37	2	03/29/18 20:35	04/02/18 23:24	EPA 3050B	1,6010C	LC
Manganese, Total	322		mg/kg	0.890	0.141	2	03/29/18 20:35	04/02/18 23:24	EPA 3050B	1,6010C	LC
Mercury, Total	0.030	J	mg/kg	0.073	0.015	1	03/30/18 08:30	03/30/18 22:09	EPA 7471B	1,7471B	EA
Nickel, Total	10.5		mg/kg	2.22	0.215	2	03/29/18 20:35	04/02/18 23:24	EPA 3050B	1,6010C	LC
Potassium, Total	809		mg/kg	222	12.8	2	03/29/18 20:35	04/03/18 22:40	EPA 3050B	1,6010C	AB
Selenium, Total	0.302	J	mg/kg	1.78	0.230	2	03/29/18 20:35	04/02/18 23:24	EPA 3050B	1,6010C	LC
Silver, Total	ND		mg/kg	0.890	0.252	2	03/29/18 20:35	04/02/18 23:24	EPA 3050B	1,6010C	LC
Sodium, Total	148	J	mg/kg	178	2.80	2	03/29/18 20:35	04/02/18 23:24	EPA 3050B	1,6010C	LC
Thallium, Total	ND		mg/kg	1.78	0.280	2	03/29/18 20:35	04/02/18 23:24	EPA 3050B	1,6010C	LC
Vanadium, Total	13.6		mg/kg	0.890	0.180	2	03/29/18 20:35	04/02/18 23:24	EPA 3050B	1,6010C	LC
Zinc, Total	60.3		mg/kg	4.45	0.261	2	03/29/18 20:35	04/02/18 23:24	EPA 3050B	1,6010C	LC

Project Name: 1111 ELMWOOD AVE.
Lab Number: L1810703
Project Number: B0369-018-001-002
Report Date: 04/04/18

SAMPLE RESULTS

Lab ID: L1810703-04
Client ID: SW-11
Sample Location: BUFFALO, NY
Date Collected: 03/28/18 11:42
Date Received: 03/28/18
Field Prep: Not Specified

Sample Depth:
Matrix: Soil
Percent Solids: 79%

Parameter	Result	Qualifier	Units	RL	MDL	Dilution Factor	Date Prepared	Date Analyzed	Prep Method	Analytical Method	Analyst
Total Metals - Mansfield Lab											
Aluminum, Total	14000		mg/kg	9.66	2.61	2	03/29/18 20:35	04/02/18 23:28	EPA 3050B	1,6010C	LC
Antimony, Total	ND		mg/kg	4.83	0.367	2	03/29/18 20:35	04/02/18 23:28	EPA 3050B	1,6010C	LC
Arsenic, Total	6.25		mg/kg	0.966	0.201	2	03/29/18 20:35	04/02/18 23:28	EPA 3050B	1,6010C	LC
Barium, Total	100		mg/kg	0.966	0.168	2	03/29/18 20:35	04/02/18 23:28	EPA 3050B	1,6010C	LC
Beryllium, Total	0.783		mg/kg	0.483	0.032	2	03/29/18 20:35	04/02/18 23:28	EPA 3050B	1,6010C	LC
Cadmium, Total	ND		mg/kg	0.966	0.095	2	03/29/18 20:35	04/02/18 23:28	EPA 3050B	1,6010C	LC
Calcium, Total	10800		mg/kg	9.66	3.38	2	03/29/18 20:35	04/02/18 23:28	EPA 3050B	1,6010C	LC
Chromium, Total	18.6		mg/kg	0.966	0.093	2	03/29/18 20:35	04/02/18 23:28	EPA 3050B	1,6010C	LC
Cobalt, Total	9.94		mg/kg	1.93	0.160	2	03/29/18 20:35	04/02/18 23:28	EPA 3050B	1,6010C	LC
Copper, Total	13.1		mg/kg	0.966	0.249	2	03/29/18 20:35	04/02/18 23:28	EPA 3050B	1,6010C	LC
Iron, Total	23800		mg/kg	4.83	0.873	2	03/29/18 20:35	04/02/18 23:28	EPA 3050B	1,6010C	LC
Lead, Total	14.9		mg/kg	4.83	0.259	2	03/29/18 20:35	04/02/18 23:28	EPA 3050B	1,6010C	LC
Magnesium, Total	8210		mg/kg	9.66	1.49	2	03/29/18 20:35	04/02/18 23:28	EPA 3050B	1,6010C	LC
Manganese, Total	258		mg/kg	0.966	0.154	2	03/29/18 20:35	04/02/18 23:28	EPA 3050B	1,6010C	LC
Mercury, Total	0.037	J	mg/kg	0.081	0.017	1	03/30/18 08:30	03/30/18 22:11	EPA 7471B	1,7471B	EA
Nickel, Total	21.7		mg/kg	2.42	0.234	2	03/29/18 20:35	04/02/18 23:28	EPA 3050B	1,6010C	LC
Potassium, Total	850		mg/kg	242	13.9	2	03/29/18 20:35	04/03/18 22:44	EPA 3050B	1,6010C	AB
Selenium, Total	0.841	J	mg/kg	1.93	0.249	2	03/29/18 20:35	04/02/18 23:28	EPA 3050B	1,6010C	LC
Silver, Total	ND		mg/kg	0.966	0.274	2	03/29/18 20:35	04/02/18 23:28	EPA 3050B	1,6010C	LC
Sodium, Total	90.6	J	mg/kg	193	3.04	2	03/29/18 20:35	04/02/18 23:28	EPA 3050B	1,6010C	LC
Thallium, Total	ND		mg/kg	1.93	0.304	2	03/29/18 20:35	04/02/18 23:28	EPA 3050B	1,6010C	LC
Vanadium, Total	28.3		mg/kg	0.966	0.196	2	03/29/18 20:35	04/02/18 23:28	EPA 3050B	1,6010C	LC
Zinc, Total	66.4		mg/kg	4.83	0.283	2	03/29/18 20:35	04/02/18 23:28	EPA 3050B	1,6010C	LC

Project Name: 1111 ELMWOOD AVE. **Lab Number:** L1810703

Project Number: B0369-018-001-002 **Report Date:** 04/04/18

SAMPLE RESULTS

Lab ID: L1810703-05 Date Collected: 03/28/18 14:08

Client ID: SW-12 Date Received: 03/28/18

Sample Location: BUFFALO, NY Field Prep: Not Specified

Sample Depth:

Matrix: Soil

Percent Solids: 81%

Parameter	Result	Qualifier	Units	RL	MDL	Dilution Factor	Date Prepared	Date Analyzed	Prep Method	Analytical Method	Analyst
Total Metals - Mansfield Lab											
Aluminum, Total	10200		mg/kg	9.40	2.54	2	03/29/18 20:35	04/02/18 23:32	EPA 3050B	1,6010C	LC
Antimony, Total	ND		mg/kg	4.70	0.357	2	03/29/18 20:35	04/02/18 23:32	EPA 3050B	1,6010C	LC
Arsenic, Total	4.26		mg/kg	0.940	0.196	2	03/29/18 20:35	04/02/18 23:32	EPA 3050B	1,6010C	LC
Barium, Total	75.1		mg/kg	0.940	0.164	2	03/29/18 20:35	04/02/18 23:32	EPA 3050B	1,6010C	LC
Beryllium, Total	0.461	J	mg/kg	0.470	0.031	2	03/29/18 20:35	04/02/18 23:32	EPA 3050B	1,6010C	LC
Cadmium, Total	ND		mg/kg	0.940	0.092	2	03/29/18 20:35	04/02/18 23:32	EPA 3050B	1,6010C	LC
Calcium, Total	28400		mg/kg	9.40	3.29	2	03/29/18 20:35	04/02/18 23:32	EPA 3050B	1,6010C	LC
Chromium, Total	13.2		mg/kg	0.940	0.090	2	03/29/18 20:35	04/02/18 23:32	EPA 3050B	1,6010C	LC
Cobalt, Total	7.43		mg/kg	1.88	0.156	2	03/29/18 20:35	04/02/18 23:32	EPA 3050B	1,6010C	LC
Copper, Total	16.5		mg/kg	0.940	0.242	2	03/29/18 20:35	04/02/18 23:32	EPA 3050B	1,6010C	LC
Iron, Total	16400		mg/kg	4.70	0.849	2	03/29/18 20:35	04/02/18 23:32	EPA 3050B	1,6010C	LC
Lead, Total	33.0		mg/kg	4.70	0.252	2	03/29/18 20:35	04/02/18 23:32	EPA 3050B	1,6010C	LC
Magnesium, Total	14100		mg/kg	9.40	1.45	2	03/29/18 20:35	04/02/18 23:32	EPA 3050B	1,6010C	LC
Manganese, Total	365		mg/kg	0.940	0.150	2	03/29/18 20:35	04/02/18 23:32	EPA 3050B	1,6010C	LC
Mercury, Total	0.082		mg/kg	0.077	0.016	1	03/30/18 08:30	03/30/18 22:13	EPA 7471B	1,7471B	EA
Nickel, Total	13.7		mg/kg	2.35	0.228	2	03/29/18 20:35	04/02/18 23:32	EPA 3050B	1,6010C	LC
Potassium, Total	754		mg/kg	235	13.5	2	03/29/18 20:35	04/03/18 22:48	EPA 3050B	1,6010C	AB
Selenium, Total	0.846	J	mg/kg	1.88	0.242	2	03/29/18 20:35	04/02/18 23:32	EPA 3050B	1,6010C	LC
Silver, Total	ND		mg/kg	0.940	0.266	2	03/29/18 20:35	04/02/18 23:32	EPA 3050B	1,6010C	LC
Sodium, Total	124	J	mg/kg	188	2.96	2	03/29/18 20:35	04/02/18 23:32	EPA 3050B	1,6010C	LC
Thallium, Total	ND		mg/kg	1.88	0.296	2	03/29/18 20:35	04/02/18 23:32	EPA 3050B	1,6010C	LC
Vanadium, Total	20.8		mg/kg	0.940	0.191	2	03/29/18 20:35	04/02/18 23:32	EPA 3050B	1,6010C	LC
Zinc, Total	66.4		mg/kg	4.70	0.275	2	03/29/18 20:35	04/02/18 23:32	EPA 3050B	1,6010C	LC

Project Name: 1111 ELMWOOD AVE. **Lab Number:** L1810703

Project Number: B0369-018-001-002 **Report Date:** 04/04/18

Method Blank Analysis
Batch Quality Control

Parameter	Result	Qualifier	Units	RL	MDL	Dilution Factor	Date Prepared	Date Analyzed	Analytical Method	Analyst
Total Metals - Mansfield Lab for sample(s): 01-05 Batch: WG1101772-1										
Aluminum, Total	ND		mg/kg	4.00	1.08	1	03/29/18 20:35	04/02/18 19:22	1,6010C	LC
Antimony, Total	ND		mg/kg	2.00	0.152	1	03/29/18 20:35	04/02/18 19:22	1,6010C	LC
Arsenic, Total	ND		mg/kg	0.400	0.083	1	03/29/18 20:35	04/02/18 19:22	1,6010C	LC
Barium, Total	ND		mg/kg	0.400	0.070	1	03/29/18 20:35	04/02/18 19:22	1,6010C	LC
Beryllium, Total	ND		mg/kg	0.200	0.013	1	03/29/18 20:35	04/02/18 19:22	1,6010C	LC
Cadmium, Total	ND		mg/kg	0.400	0.039	1	03/29/18 20:35	04/02/18 19:22	1,6010C	LC
Calcium, Total	ND		mg/kg	4.00	1.40	1	03/29/18 20:35	04/02/18 19:22	1,6010C	LC
Chromium, Total	ND		mg/kg	0.400	0.038	1	03/29/18 20:35	04/02/18 19:22	1,6010C	LC
Cobalt, Total	ND		mg/kg	0.800	0.066	1	03/29/18 20:35	04/02/18 19:22	1,6010C	LC
Copper, Total	ND		mg/kg	0.400	0.103	1	03/29/18 20:35	04/02/18 19:22	1,6010C	LC
Iron, Total	ND		mg/kg	2.00	0.361	1	03/29/18 20:35	04/02/18 19:22	1,6010C	LC
Lead, Total	ND		mg/kg	2.00	0.107	1	03/29/18 20:35	04/02/18 19:22	1,6010C	LC
Magnesium, Total	ND		mg/kg	4.00	0.616	1	03/29/18 20:35	04/02/18 19:22	1,6010C	LC
Manganese, Total	ND		mg/kg	0.400	0.064	1	03/29/18 20:35	04/02/18 19:22	1,6010C	LC
Nickel, Total	ND		mg/kg	1.00	0.097	1	03/29/18 20:35	04/02/18 19:22	1,6010C	LC
Potassium, Total	ND		mg/kg	100	5.76	1	03/29/18 20:35	04/02/18 19:22	1,6010C	LC
Selenium, Total	ND		mg/kg	0.800	0.103	1	03/29/18 20:35	04/02/18 19:22	1,6010C	LC
Silver, Total	ND		mg/kg	0.400	0.113	1	03/29/18 20:35	04/02/18 19:22	1,6010C	LC
Sodium, Total	ND		mg/kg	80.0	1.26	1	03/29/18 20:35	04/02/18 19:22	1,6010C	LC
Thallium, Total	ND		mg/kg	0.800	0.126	1	03/29/18 20:35	04/02/18 19:22	1,6010C	LC
Vanadium, Total	ND		mg/kg	0.400	0.081	1	03/29/18 20:35	04/02/18 19:22	1,6010C	LC
Zinc, Total	ND		mg/kg	2.00	0.117	1	03/29/18 20:35	04/02/18 19:22	1,6010C	LC

Prep Information

Digestion Method: EPA 3050B

Parameter	Result	Qualifier	Units	RL	MDL	Dilution Factor	Date Prepared	Date Analyzed	Analytical Method	Analyst
Total Metals - Mansfield Lab for sample(s): 01-05 Batch: WG1101894-1										
Mercury, Total	ND		mg/kg	0.083	0.018	1	03/30/18 08:30	03/30/18 21:42	1,7471B	EA

Project Name: 1111 ELMWOOD AVE.
Project Number: B0369-018-001-002
Lab Number: L1810703
Report Date: 04/04/18

Method Blank Analysis
Batch Quality Control

Prep Information

Digestion Method: EPA 7471B

Lab Control Sample Analysis

Batch Quality Control

Project Name: 1111 ELMWOOD AVE.

Project Number: B0369-018-001-002

Lab Number: L1810703

Report Date: 04/04/18

Parameter	LCS %Recovery	Qual	LCSD %Recovery	Qual	%Recovery Limits	RPD	Qual	RPD Limits
Total Metals - Mansfield Lab Associated sample(s): 01-05 Batch: WG1101772-2 SRM Lot Number: D098-540								
Aluminum, Total	72		-		47-153	-		
Antimony, Total	139		-		6-194	-		
Arsenic, Total	101		-		83-117	-		
Barium, Total	99		-		82-118	-		
Beryllium, Total	98		-		83-117	-		
Cadmium, Total	105		-		82-117	-		
Calcium, Total	94		-		81-118	-		
Chromium, Total	100		-		83-119	-		
Cobalt, Total	104		-		84-116	-		
Copper, Total	104		-		84-116	-		
Iron, Total	93		-		60-140	-		
Lead, Total	98		-		82-117	-		
Magnesium, Total	89		-		76-124	-		
Manganese, Total	97		-		82-118	-		
Nickel, Total	103		-		82-117	-		
Potassium, Total	85		-		69-131	-		
Selenium, Total	102		-		78-121	-		
Silver, Total	102		-		80-120	-		
Sodium, Total	97		-		74-126	-		
Thallium, Total	109		-		80-119	-		
Vanadium, Total	99		-		79-121	-		

Lab Control Sample Analysis

Batch Quality Control

Project Name: 1111 ELMWOOD AVE.

Project Number: B0369-018-001-002

Lab Number: L1810703

Report Date: 04/04/18

Parameter	LCS %Recovery	LCSD %Recovery	%Recovery Limits	RPD	RPD Limits
Total Metals - Mansfield Lab Associated sample(s): 01-05 Batch: WG1101772-2 SRM Lot Number: D098-540					
Zinc, Total	97	-	81-119	-	
Total Metals - Mansfield Lab Associated sample(s): 01-05 Batch: WG1101894-2 SRM Lot Number: D098-540					
Mercury, Total	102	-	50-149	-	

Matrix Spike Analysis
Batch Quality Control

Project Name: 1111 ELMWOOD AVE.
Project Number: B0369-018-001-002

Lab Number: L1810703
Report Date: 04/04/18

Parameter	Native Sample	MS Added	MS Found	MS %Recovery	Qual	MSD Found	MSD %Recovery	Qual	Recovery Limits	RPD	Qual	RPD Limits
Total Metals - Mansfield Lab Associated sample(s): 01-05 QC Batch ID: WG1101772-3 QC Sample: L1800003-169 Client ID: MS Sample												
Aluminum, Total	5210	156	6280	**686**	Q	-	-		75-125	-		20
Antimony, Total	0.742J	39	38.5	99		-	-		75-125	-		20
Arsenic, Total	3.33	9.35	13.5	109		-	-		75-125	-		20
Barium, Total	49.4	156	232	117		-	-		75-125	-		20
Beryllium, Total	0.252J	3.9	4.47	115		-	-		75-125	-		20
Cadmium, Total	0.268J	3.98	4.50	113		-	-		75-125	-		20
Calcium, Total	20800	779	21200	**51**	Q	-	-		75-125	-		20
Chromium, Total	10.3	15.6	26.6	104		-	-		75-125	-		20
Cobalt, Total	3.79	39	44.7	105		-	-		75-125	-		20
Copper, Total	25.7	19.5	54.3	**147**	Q	-	-		75-125	-		20
Iron, Total	9460	77.9	11500	**2620**	Q	-	-		75-125	-		20
Lead, Total	211.	39.8	341	**327**	Q	-	-		75-125	-		20
Magnesium, Total	6020	779	5820	**0**	Q	-	-		75-125	-		20
Manganese, Total	155.	39	269	**292**	Q	-	-		75-125	-		20
Nickel, Total	6.98	39	46.4	101		-	-		75-125	-		20
Potassium, Total	684.	779	1750	**137**	Q	-	-		75-125	-		20
Selenium, Total	ND	9.35	8.63	92		-	-		75-125	-		20
Silver, Total	1.27	23.4	25.5	104		-	-		75-125	-		20
Sodium, Total	249.	779	1080	107		-	-		75-125	-		20
Thallium, Total	ND	9.35	9.09	97		-	-		75-125	-		20
Vanadium, Total	16.4	39	56.3	102		-	-		75-125	-		20

Matrix Spike Analysis
Batch Quality Control

Project Name: 1111 ELMWOOD AVE.
Project Number: B0369-018-001-002

Lab Number: L1810703
Report Date: 04/04/18

Parameter	Native Sample	MS Added	MS Found	MS %Recovery		MSD Found	MSD %Recovery	Recovery Limits	RPD	RPD Limits
Total Metals - Mansfield Lab Associated sample(s): 01-05 QC Batch ID: WG1101772-3 QC Sample: L1800003-169 Client ID: MS Sample										
Zinc, Total	50.5	39	167	**299**	Q	-	-	75-125	-	20
Total Metals - Mansfield Lab Associated sample(s): 01-05 QC Batch ID: WG1101894-3 QC Sample: L1810671-01 Client ID: MS Sample										
Mercury, Total	3.84	0.524	9.99	**1170**	Q	-	-	80-120	-	20

Lab Duplicate Analysis
Batch Quality Control

Project Name: 1111 ELMWOOD AVE.
Project Number: B0369-018-001-00

Lab Number: L1810703
Report Date: 04/04/18

Parameter	Native Sample	Duplicate Sample	Units	RPD	Qual	RPD Limits
Total Metals - Mansfield Lab Associated sample(s): 01-05 QC Batch ID: WG1101772-4 QC Sample: L1800003-169 Client ID: DUP Sample						
Aluminum, Total	5210	6160	mg/kg	17		20
Antimony, Total	0.742J	0.634J	mg/kg	NC		20
Arsenic, Total	3.33	3.70	mg/kg	11		20
Barium, Total	49.4	71.5	mg/kg	**37**	Q	20
Beryllium, Total	0.252J	0.293J	mg/kg	NC		20
Cadmium, Total	0.268J	0.285J	mg/kg	NC		20
Calcium, Total	20800	20100	mg/kg	3		20
Chromium, Total	10.3	12.0	mg/kg	15		20
Cobalt, Total	3.79	4.04	mg/kg	6		20
Copper, Total	25.7	28.9	mg/kg	12		20
Iron, Total	9460	11200	mg/kg	17		20
Lead, Total	211.	243	mg/kg	14		20
Magnesium, Total	6020	5410	mg/kg	11		20
Manganese, Total	155.	171	mg/kg	10		20
Nickel, Total	6.98	7.74	mg/kg	10		20
Potassium, Total	684.	830	mg/kg	19		20
Selenium, Total	ND	ND	mg/kg	NC		20
Silver, Total	1.27	0.674J	mg/kg	NC		20
Sodium, Total	249.	271	mg/kg	8		20

Lab Duplicate Analysis
Batch Quality Control

Project Name: 1111 ELMWOOD AVE.
Project Number: B0369-018-001-00

Lab Number: L1810703
Report Date: 04/04/18

Parameter	Native Sample	Duplicate Sample	Units	RPD		RPD Limits
Total Metals - Mansfield Lab Associated sample(s): 01-05 QC Batch ID: WG1101772-4 QC Sample: L1800003-169 Client ID: DUP Sample						
Thallium, Total	ND	ND	mg/kg	NC		20
Vanadium, Total	16.4	17.7	mg/kg	8		20
Zinc, Total	50.5	62.7	mg/kg	**22**	Q	20
Total Metals - Mansfield Lab Associated sample(s): 01-05 QC Batch ID: WG1101894-4 QC Sample: L1810671-01 Client ID: DUP Sample						
Mercury, Total	3.84	3.85	mg/kg	0		20

INORGANICS
&
MISCELLANEOUS

Project Name: 1111 ELMWOOD AVE.
Project Number: B0369-018-001-002

Lab Number: L1810703
Report Date: 04/04/18

SAMPLE RESULTS

Lab ID: L1810703-01
Client ID: B-20
Sample Location: BUFFALO, NY

Date Collected: 03/28/18 11:15
Date Received: 03/28/18
Field Prep: Not Specified

Sample Depth:
Matrix: Soil

Parameter	Result	Qualifier	Units	RL	MDL	Dilution Factor	Date Prepared	Date Analyzed	Analytical Method	Analyst
General Chemistry - Westborough Lab										
Solids, Total	86.7		%	0.100	NA	1	-	03/29/18 12:24	121,2540G	RI

Project Name: 1111 ELMWOOD AVE.
Project Number: B0369-018-001-002

Lab Number: L1810703
Report Date: 04/04/18

SAMPLE RESULTS

Lab ID: L1810703-02
Client ID: B-21
Sample Location: BUFFALO, NY

Date Collected: 03/28/18 14:12
Date Received: 03/28/18
Field Prep: Not Specified

Sample Depth:
Matrix: Soil

Parameter	Result	Qualifier	Units	RL	MDL	Dilution Factor	Date Prepared	Date Analyzed	Analytical Method	Analyst
General Chemistry - Westborough Lab										
Solids, Total	85.4		%	0.100	NA	1	-	03/29/18 12:24	121,2540G	RI

Project Name: 1111 ELMWOOD AVE.
Project Number: B0369-018-001-002

Lab Number: L1810703
Report Date: 04/04/18

SAMPLE RESULTS

Lab ID: L1810703-03
Client ID: B-22
Sample Location: BUFFALO, NY

Date Collected: 03/28/18 15:12
Date Received: 03/28/18
Field Prep: Not Specified

Sample Depth:
Matrix: Soil

Parameter	Result	Qualifier	Units	RL	MDL	Dilution Factor	Date Prepared	Date Analyzed	Analytical Method	Analyst
General Chemistry - Westborough Lab										
Solids, Total	86.6		%	0.100	NA	1	-	03/29/18 12:24	121,2540G	RI

Project Name: 1111 ELMWOOD AVE.
Project Number: B0369-018-001-002

Lab Number: L1810703
Report Date: 04/04/18

SAMPLE RESULTS

Lab ID: L1810703-04
Client ID: SW-11
Sample Location: BUFFALO, NY

Date Collected: 03/28/18 11:42
Date Received: 03/28/18
Field Prep: Not Specified

Sample Depth:
Matrix: Soil

Parameter	Result	Qualifier	Units	RL	MDL	Dilution Factor	Date Prepared	Date Analyzed	Analytical Method	Analyst
General Chemistry - Westborough Lab										
Solids, Total	78.5		%	0.100	NA	1	-	03/29/18 12:24	121,2540G	RI

Project Name: 1111 ELMWOOD AVE.
Project Number: B0369-018-001-002

Lab Number: L1810703
Report Date: 04/04/18

SAMPLE RESULTS

Lab ID: L1810703-05
Client ID: SW-12
Sample Location: BUFFALO, NY

Date Collected: 03/28/18 14:08
Date Received: 03/28/18
Field Prep: Not Specified

Sample Depth:
Matrix: Soil

Parameter	Result	Qualifier	Units	RL	MDL	Dilution Factor	Date Prepared	Date Analyzed	Analytical Method	Analyst
General Chemistry - Westborough Lab										
Solids, Total	81.0		%	0.100	NA	1	-	03/29/18 12:24	121,2540G	RI

Lab Duplicate Analysis
Batch Quality Control

Project Name: 1111 ELMWOOD AVE.
Project Number: B0369-018-001-00

Lab Number: L1810703
Report Date: 04/04/18

Parameter	Native Sample	Duplicate Sample	Units	RPD	Qual	RPD Limits
General Chemistry - Westborough Lab Associated sample(s): 01-05 QC Batch ID: WG1101683-1 QC Sample: L1810717-04 Client ID: DUP Sample						
Solids, Total	83.6	84.9	%	2		20

Project Name: 1111 ELMWOOD AVE.
Project Number: B0369-018-001-002

Lab Number: L1810703
Report Date: 04/04/18

Sample Receipt and Container Information

Were project specific reporting limits specified? YES

Cooler Information

Cooler	Custody Seal
A	Absent

Container Information

Container ID	Container Type	Cooler	Initial pH	Final pH	Temp deg C	Pres	Seal	Frozen Date/Time	Analysis(*)
L1810703-01A	Glass 60ml unpreserved split	A	NA		3.1	Y	Absent		BE-TI(180),AS-TI(180),BA-TI(180),AG-TI(180),AL-TI(180),CR-TI(180),NI-TI(180),TL-TI(180),CU-TI(180),PB-TI(180),SB-TI(180),SE-TI(180),ZN-TI(180),CO-TI(180),V-TI(180),FE-TI(180),HG-T(28),MG-TI(180),MN-TI(180),CA-TI(180),CD-TI(180),K-TI(180),NA-TI(180)
L1810703-01B	Glass 250ml/8oz unpreserved	A	NA		3.1	Y	Absent		NYTCL-8270(14),TS(7)
L1810703-02A	Glass 60ml unpreserved split	A	NA		3.1	Y	Absent		BE-TI(180),AS-TI(180),BA-TI(180),AG-TI(180),AL-TI(180),CR-TI(180),NI-TI(180),TL-TI(180),CU-TI(180),PB-TI(180),SB-TI(180),SE-TI(180),ZN-TI(180),CO-TI(180),V-TI(180),FE-TI(180),HG-T(28),MG-TI(180),MN-TI(180),CA-TI(180),CD-TI(180),K-TI(180),NA-TI(180)
L1810703-02B	Glass 250ml/8oz unpreserved	A	NA		3.1	Y	Absent		NYTCL-8270(14),TS(7)
L1810703-03A	Glass 60ml unpreserved split	A	NA		3.1	Y	Absent		BE-TI(180),AS-TI(180),BA-TI(180),AG-TI(180),AL-TI(180),CR-TI(180),NI-TI(180),TL-TI(180),CU-TI(180),PB-TI(180),SB-TI(180),SE-TI(180),ZN-TI(180),CO-TI(180),V-TI(180),FE-TI(180),HG-T(28),MG-TI(180),MN-TI(180),CA-TI(180),CD-TI(180),K-TI(180),NA-TI(180)
L1810703-03B	Glass 250ml/8oz unpreserved	A	NA		3.1	Y	Absent		NYTCL-8270(14),TS(7)
L1810703-04A	Glass 60ml unpreserved split	A	NA		3.1	Y	Absent		BE-TI(180),AS-TI(180),BA-TI(180),AG-TI(180),AL-TI(180),CR-TI(180),NI-TI(180),TL-TI(180),CU-TI(180),PB-TI(180),SB-TI(180),SE-TI(180),ZN-TI(180),CO-TI(180),V-TI(180),FE-TI(180),HG-T(28),MG-TI(180),MN-TI(180),CA-TI(180),CD-TI(180),K-TI(180),NA-TI(180)
L1810703-04B	Glass 250ml/8oz unpreserved	A	NA		3.1	Y	Absent		NYTCL-8270(14),TS(7)
L1810703-05A	Glass 60ml unpreserved split	A	NA		3.1	Y	Absent		BE-TI(180),AS-TI(180),BA-TI(180),AG-TI(180),AL-TI(180),CR-TI(180),NI-TI(180),TL-TI(180),CU-TI(180),PB-TI(180),SB-TI(180),SE-TI(180),ZN-TI(180),CO-TI(180),V-TI(180),FE-TI(180),HG-T(28),MG-TI(180),MN-TI(180),CA-TI(180),CD-TI(180),K-TI(180),NA-TI(180)
L1810703-05B	Glass 250ml/8oz unpreserved	A	NA		3.1	Y	Absent		NYTCL-8270(14),TS(7)

*Values in parentheses indicate holding time in days

Project Name:	1111 ELMWOOD AVE.	**Lab Number:**	L1810703
Project Number:	B0369-018-001-002	**Report Date:**	04/04/18

GLOSSARY

Acronyms

EDL	- Estimated Detection Limit: This value represents the level to which target analyte concentrations are reported as estimated values, when those target analyte concentrations are quantified below the reporting limit (RL). The EDL includes any adjustments from dilutions, concentrations or moisture content, where applicable. The use of EDLs is specific to the analysis of PAHs using Solid-Phase Microextraction (SPME).
EPA	- Environmental Protection Agency.
LCS	- Laboratory Control Sample: A sample matrix, free from the analytes of interest, spiked with verified known amounts of analytes or a material containing known and verified amounts of analytes.
LCSD	- Laboratory Control Sample Duplicate: Refer to LCS.
LFB	- Laboratory Fortified Blank: A sample matrix, free from the analytes of interest, spiked with verified known amounts of analytes or a material containing known and verified amounts of analytes.
MDL	- Method Detection Limit: This value represents the level to which target analyte concentrations are reported as estimated values, when those target analyte concentrations are quantified below the reporting limit (RL). The MDL includes any adjustments from dilutions, concentrations or moisture content, where applicable.
MS	- Matrix Spike Sample: A sample prepared by adding a known mass of target analyte to a specified amount of matrix sample for which an independent estimate of target analyte concentration is available.
MSD	- Matrix Spike Sample Duplicate: Refer to MS.
NA	- Not Applicable.
NC	- Not Calculated: Term is utilized when one or more of the results utilized in the calculation are non-detect at the parameter's reporting unit.
NDPA/DPA	- N-Nitrosodiphenylamine/Diphenylamine.
NI	- Not Ignitable.
NP	- Non-Plastic: Term is utilized for the analysis of Atterberg Limits in soil.
RL	- Reporting Limit: The value at which an instrument can accurately measure an analyte at a specific concentration. The RL includes any adjustments from dilutions, concentrations or moisture content, where applicable.
RPD	- Relative Percent Difference: The results from matrix and/or matrix spike duplicates are primarily designed to assess the precision of analytical results in a given matrix and are expressed as relative percent difference (RPD). Values which are less than five times the reporting limit for any individual parameter are evaluated by utilizing the absolute difference between the values; although the RPD value will be provided in the report.
SRM	- Standard Reference Material: A reference sample of a known or certified value that is of the same or similar matrix as the associated field samples.
STLP	- Semi-dynamic Tank Leaching Procedure per EPA Method 1315.
TIC	- Tentatively Identified Compound: A compound that has been identified to be present and is not part of the target compound list (TCL) for the method and/or program. All TICs are qualitatively identified and reported as estimated concentrations.

Footnotes

1	- The reference for this analyte should be considered modified since this analyte is absent from the target analyte list of the original method.

Terms

Analytical Method: Both the document from which the method originates and the analytical reference method. (Example: EPA 8260B is shown as 1,8260B.) The codes for the reference method documents are provided in the References section of the Addendum.

Final pH: As it pertains to Sample Receipt & Container Information section of the report, Final pH reflects pH of container determined after adjustment at the laboratory, if applicable. If no adjustment required, value reflects Initial pH.

Frozen Date/Time: With respect to Volatile Organics in soil, Frozen Date/Time reflects the date/time at which associated Reagent Water-preserved vials were initially frozen. Note: If frozen date/time is beyond 48 hours from sample collection, value will be reflected in 'bold'.

Initial pH: As it pertains to Sample Receipt & Container Information section of the report, Initial pH reflects pH of container determined upon receipt, if applicable.

Total: With respect to Organic analyses, a 'Total' result is defined as the summation of results for individual isomers or Aroclors. If a 'Total' result is requested, the results of its individual components will also be reported. This is applicable to 'Total' results for methods 8260, 8081 and 8082.

Data Qualifiers

A	- Spectra identified as "Aldol Condensation Product".
B	- The analyte was detected above the reporting limit in the associated method blank. Flag only applies to associated field samples that have detectable concentrations of the analyte at less than ten times (10x) the concentration found in the blank. For MCP-related

Report Format: DU Report with 'J' Qualifiers

Project Name:	1111 ELMWOOD AVE.	**Lab Number:**	L1810703
Project Number:	B0369-018-001-002	**Report Date:**	04/04/18

Data Qualifiers

projects, flag only applies to associated field samples that have detectable concentrations of the analyte at less than ten times (10x) the concentration found in the blank. For DOD-related projects, flag only applies to associated field samples that have detectable concentrations of the analyte at less than ten times (10x) the concentration found in the blank AND the analyte was detected above one-half the reporting limit (or above the reporting limit for common lab contaminants) in the associated method blank. For NJ-Air-related projects, flag only applies to associated field samples that have detectable concentrations of the analyte above the reporting limit. For NJ-related projects (excluding Air), flag only applies to associated field samples that have detectable concentrations of the analyte, which was detected above the reporting limit in the associated method blank or above five times the reporting limit for common lab contaminants (Phthalates, Acetone, Methylene Chloride, 2-Butanone).

C - Co-elution: The target analyte co-elutes with a known lab standard (i.e. surrogate, internal standards, etc.) for co-extracted analyses.

D - Concentration of analyte was quantified from diluted analysis. Flag only applies to field samples that have detectable concentrations of the analyte.

E - Concentration of analyte exceeds the range of the calibration curve and/or linear range of the instrument.

G - The concentration may be biased high due to matrix interferences (i.e, co-elution) with non-target compound(s). The result should be considered estimated.

H - The analysis of pH was performed beyond the regulatory-required holding time of 15 minutes from the time of sample collection.

I - The lower value for the two columns has been reported due to obvious interference.

M - Reporting Limit (RL) exceeds the MCP CAM Reporting Limit for this analyte.

NJ - Presumptive evidence of compound. This represents an estimated concentration for Tentatively Identified Compounds (TICs), where the identification is based on a mass spectral library search.

P - The RPD between the results for the two columns exceeds the method-specified criteria.

Q - The quality control sample exceeds the associated acceptance criteria. For DOD-related projects, LCS and/or Continuing Calibration Standard exceedences are also qualified on all associated sample results. Note: This flag is not applicable for matrix spike recoveries when the sample concentration is greater than 4x the spike added or for batch duplicate RPD when the sample concentrations are less than 5x the RL. (Metals only.)

R - Analytical results are from sample re-analysis.

RE - Analytical results are from sample re-extraction.

S - Analytical results are from modified screening analysis.

J - Estimated value. The Target analyte concentration is below the quantitation limit (RL), but above the Method Detection Limit (MDL) or Estimated Detection Limit (EDL) for SPME-related analyses. This represents an estimated concentration for Tentatively Identified Compounds (TICs).

ND - Not detected at the method detection limit (MDL) for the sample, or estimated detection limit (EDL) for SPME-related analyses.

Report Format: DU Report with 'J' Qualifiers

Project Name:	1111 ELMWOOD AVE.	**Lab Number:**	L1810703
Project Number:	B0369-018-001-002	**Report Date:**	04/04/18

REFERENCES

1 Test Methods for Evaluating Solid Waste: Physical/Chemical Methods. EPA SW-846. Third Edition. Updates I - IV, 2007.

121 Standard Methods for the Examination of Water and Wastewater. APHA-AWWA-WEF. Standard Methods Online.

LIMITATION OF LIABILITIES

Alpha Analytical performs services with reasonable care and diligence normal to the analytical testing laboratory industry. In the event of an error, the sole and exclusive responsibility of Alpha Analytical shall be to re-perform the work at it's own expense. In no event shall Alpha Analytical be held liable for any incidental, consequential or special damages, including but not limited to, damages in any way connected with the use of, interpretation of, information or analysis provided by Alpha Analytical.

We strongly urge our clients to comply with EPA protocol regarding sample volume, preservation, cooling, containers, sampling procedures, holding time and splitting of samples in the field.

Certification Information

The following analytes are not included in our Primary NELAP Scope of Accreditation:

Westborough Facility
EPA 624: m/p-xylene, o-xylene
EPA 8260C: NPW: 1,2,4,5-Tetramethylbenzene; 4-Ethyltoluene, Azobenzene; SCM: Iodomethane (methyl iodide), Methyl methacrylate, 1,2,4,5-Tetramethylbenzene; 4-Ethyltoluene.
EPA 8270D: NPW: Dimethylnaphthalene,1,4-Diphenylhydrazine; SCM: Dimethylnaphthalene,1,4-Diphenylhydrazine.
EPA 300: DW: Bromide
EPA 6860: SCM: Perchlorate
EPA 9010: NPW and SCM: Amenable Cyanide Distillation
SM4500: NPW: Amenable Cyanide, Dissolved Oxygen; SCM: Total Phosphorus, TKN, NO2, NO3.

Mansfield Facility
SM 2540D: TSS
EPA 8082A: NPW: PCB: 1, 5, 31, 87,101, 110, 141, 151, 153, 180, 183, 187.
EPA TO-15: Halothane, 2,4,4-Trimethyl-2-pentene, 2,4,4-Trimethyl-1-pentene, Thiophene, 2-Methylthiophene, 3-Methylthiophene, 2-Ethylthiophene, 1,2,3-Trimethylbenzene, Indan, Indene, 1,2,4,5-Tetramethylbenzene, Benzothiophene, 1-Methylnaphthalene.
Biological Tissue Matrix: EPA 3050B

The following analytes are included in our Massachusetts DEP Scope of Accreditation

Westborough Facility:

Drinking Water
EPA 300.0: Chloride, Nitrate-N, Fluoride, Sulfate; **EPA 353.2**: Nitrate-N, Nitrite-N; **SM4500NO3-F**: Nitrate-N, Nitrite-N; **SM4500F-C, SM4500CN-CE, EPA 180.1, SM2130B, SM4500CI-D, SM2320B, SM2540C, SM4500H-B**
EPA 332: Perchlorate; **EPA 524.2:** THMs and VOCs; **EPA 504.1:** EDB, DBCP.
Microbiology: **SM9215B; SM9223-P/A, SM9223B-Colilert-QT,SM9222D**.

Non-Potable Water
SM4500H,B, EPA 120.1, SM2510B, SM2540C, SM2320B, SM4500CL-E, SM4500F-BC, SM4500NH3-BH: Ammonia-N and Kjeldahl-N, **EPA 350.1**: Ammonia-N, **LACHAT 10-107-06-1-B**: Ammonia-N, **EPA 351.1, SM4500NO3-F, EPA 353.2**: Nitrate-N**, EPA 351.1, SM4500P-E, SM4500P-B, E, SM4500SO4-E, SM5220D, EPA 410.4, SM5210B, SM5310C, SM4500CL-D, EPA 1664, EPA 420.1, SM4500-CN-CE, SM2540D.**
EPA 624: Volatile Halocarbons & Aromatics,
EPA 608: Chlordane, Toxaphene, Aldrin, alpha-BHC, beta-BHC, gamma-BHC, delta-BHC, Dieldrin, DDD, DDE, DDT, Endosulfan I, Endosulfan II, Endosulfan sulfate, Endrin, Endrin Aldehyde, Heptachlor, Heptachlor Epoxide, PCBs
EPA 625: SVOC (Acid/Base/Neutral Extractables), **EPA 600/4-81-045**: PCB-Oil.
Microbiology: **SM9223B-Colilert-QT; Enterolert-QT, SM9221E, SM9222D.**

Mansfield Facility:

Drinking Water
EPA 200.7: Al, Ba, Be, Cd, Cr, Cu, Mn, Ni, Na, Ag, Ca, Zn. **EPA 200.8:** Al, Sb, As, Ba, Be, Cd, Cr, Cu, Pb, Mn, Ni, Se, Ag, TL, Zn. **EPA 245.1** Hg.
EPA 522.

Non-Potable Water
EPA 200.7: Al, Sb, As, Be, Cd, Ca, Cr, Co, Cu, Fe, Pb, Mg, Mn, Mo, Ni, K, Se, Ag, Na, Sr, TL, Ti, V, Zn.
EPA 200.8: Al, Sb, As, Be, Cd, Cr, Cu, Pb, Mn, Ni, Se, Ag, TL, Zn.
EPA 245.1 Hg.
SM2340B

For a complete listing of analytes and methods, please contact your Alpha Project Manager.

NEW YORK CHAIN OF CUSTODY

ALPHA ANALYTICAL

Westborough, MA 01581 — 8 Walkup Dr. — TEL: 508-898-9220 — FAX: 508-898-9193

Mansfield, MA 02048 — 320 Forbes Blvd — TEL: 508-822-9300 — FAX: 508-822-3288

Service Centers
Mahwah, NJ 07430: 35 Whitney Rd, Suite 5
Albany, NY 12205: 14 Walker Way
Tonawanda, NY 14150: 275 Cooper Ave, Suite 105

Page: 1 of 1

Date Rec'd in Lab: 3/29/18

ALPHA Job #: L1810703

Project Information
- Project Name: 111 Elmwood Ave
- Project Location: Buffalo NY
- Project #: B0369-015-001-002
- (Use Project name as Project #): X
- Project Manager: Chris Bono
- ALPHAQuote #:

Turn-Around Time
- Standard: X — Due Date:
- Rush (only if pre approved): ☐ — # of Days:

Client Information
- Client: Benchmark Eng
- Address: 2558 Hamburg Turnpike Lackawanna NY 14218, suite 303
- Phone: (716) 818-8358
- Fax: (716) 856-0583
- Email: TBeckett@Turnleyllc.com

Deliverables
- ☐ ASP-A ☐ ASP-B
- ☐ EQuIS (1 File) ☐ EQuIS (4 File)
- ☐ Other

Regulatory Requirement
- ☐ NY TOGS ☐ NY Part 375
- ☐ AWQ Standards ☐ NY CP-51
- ☐ NY Restricted Use ☐ Other
- ☐ NY Unrestricted Use
- ☐ NYC Sewer Discharge

Billing Information
- ☐ Same as Client Info
- PO #

Disposal Site Information
Please identify below location of applicable disposal facilities.
Disposal Facility:
- ☐ NJ ☐ NY
- ☐ Other:

These samples have been previously analyzed by Alpha ☐

Other project specific requirements/comments:

CAT B

Please specify Metals or TAL.

ANALYSIS

Sample Filtration
- ☐ Done
- ☐ Lab to do

Preservation
- ☐ Lab to do

(Please Specify below)

ALPHA Lab ID (Lab Use Only)	Sample ID	Collection Date	Collection Time	Sample Matrix	Sampler's Initials	TAL Metals	TCL SVOC							Sample Specific Comments	Total Bottle
10703-01	B-20	3/28/18	1115	Soil	TAB	X	X								1
-02	B-21		1412			X	X								1
-03	B-22		1512			X	X								1
-04	SW-11		1142			X	X								1
-05	SW-12		1408			X	X								1
Container Type						A	A								
Preservative						A	A								

Preservative Code:
A = None
B = HCl
C = HNO_3
D = H_2SO_4
E = NaOH
F = MeOH
G = $NaHSO_4$
H = $Na_2S_2O_3$
K/E = Zn Ac/NaOH
O = Other

Container Code
P = Plastic
A = Amber Glass
V = Vial
G = Glass
B = Bacteria Cup
C = Cube
O = Other
E = Encore
D = BOD Bottle

Westboro: Certification No: MA935
Mansfield: Certification No: MA015

Relinquished By:	Date/Time	Received By:	Date/Time
[signature]	3/28/18 1549	[signature]	3/28/18 15:50
[signature]	3/29/18	[signature]	3/29/18 0810

Please print clearly, legibly and completely. Samples can not be logged in and turnaround time clock will not start until any ambiguities are resolved. BY EXECUTING THIS COC, THE CLIENT HAS READ AND AGREES TO BE BOUND BY ALPHA'S TERMS & CONDITIONS. (See reverse side.)

Form No: 01-25 HC (rev. 30-Sept-2013)

ANALYTICAL REPORT

Lab Number:	L1810895
Client:	Benchmark & Turnkey Companies 2558 Hamburg Turnpike Suite 300 Buffalo, NY 14218
ATTN:	Chris Boron
Phone:	(716) 856-0599
Project Name:	1111 ELMWOOD AVE.
Project Number:	B039-018-001-004-002
Report Date:	04/05/18

The original project report/data package is held by Alpha Analytical. This report/data package is paginated and should be reproduced only in its entirety. Alpha Analytical holds no responsibility for results and/or data that are not consistent with the original.

Certifications & Approvals: MA (M-MA086), NH NELAP (2064), NJ NELAP (MA935), CT (PH-0574), IL (200077), ME (MA00086), MD (348), NY (11148), NC (25700/666), PA (68-03671), RI (LAO00065), TX (T104704476), VT (VT-0935), VA (460195), USDA (Permit #P330-14-00197).

Eight Walkup Drive, Westborough, MA 01581-1019
508-898-9220 (Fax) 508-898-9193 800-624-9220 - www.alphalab.com

Project Name: 1111 ELMWOOD AVE.
Project Number: B039-018-001-004-002

Lab Number: L1810895
Report Date: 04/05/18

Alpha Sample ID	Client ID	Matrix	Sample Location	Collection Date/Time	Receive Date
L1810895-01	B-23	SOIL	BUFFALO, NY	03/29/18 10:45	03/29/18
L1810895-02	B-24	SOIL	BUFFALO, NY	03/29/18 10:49	03/29/18
L1810895-03	B-25	SOIL	BUFFALO, NY	03/29/18 12:06	03/29/18
L1810895-04	B-26	SOIL	BUFFALO, NY	03/29/18 12:12	03/29/18
L1810895-05	B-27	SOIL	BUFFALO, NY	03/29/18 13:20	03/29/18
L1810895-06	B-28	SOIL	BUFFALO, NY	03/29/18 13:47	03/29/18
L1810895-07	SW-13	SOIL	BUFFALO, NY	03/29/18 11:06	03/29/18
L1810895-08	SW-14	SOIL	BUFFALO, NY	03/29/18 13:25	03/29/18
L1810895-09	SW-15	SOIL	BUFFALO, NY	03/29/18 14:10	03/29/18

Project Name: 1111 ELMWOOD AVE. **Lab Number:** L1810895
Project Number: B039-018-001-004-002 **Report Date:** 04/05/18

Case Narrative

The samples were received in accordance with the Chain of Custody and no significant deviations were encountered during the preparation or analysis unless otherwise noted. Sample Receipt, Container Information, and the Chain of Custody are located at the back of the report.

Results contained within this report relate only to the samples submitted under this Alpha Lab Number and meet NELAP requirements for all NELAP accredited parameters unless otherwise noted in the following narrative. The data presented in this report is organized by parameter (i.e. VOC, SVOC, etc.). Sample specific Quality Control data (i.e. Surrogate Spike Recovery) is reported at the end of the target analyte list for each individual sample, followed by the Laboratory Batch Quality Control at the end of each parameter. Tentatively Identified Compounds (TICs), if requested, are reported for compounds identified to be present and are not part of the method/program Target Compound List, even if only a subset of the TCL are being reported. If a sample was re-analyzed or re-extracted due to a required quality control corrective action and if both sets of data are reported, the Laboratory ID of the re-analysis or re-extraction is designated with an "R" or "RE", respectively. When multiple Batch Quality Control elements are reported (e.g. more than one LCS), the associated samples for each element are noted in the grey shaded header line of each data table. Any Laboratory Batch, Sample Specific % recovery or RPD value that is outside the listed Acceptance Criteria is bolded in the report. All specific QC information is also incorporated in the Data Usability format of our Data Merger tool where it can be reviewed along with any associated usability implications. Soil/sediments, solids and tissues are reported on a dry weight basis unless otherwise noted. Definitions of all data qualifiers and acronyms used in this report are provided in the Glossary located at the back of the report.

In reference to questions H (CAM) or 4 (RCP) when "NO" is checked, the performance criteria for CAM and RCP methods allow for some quality control failures to occur and still be within method compliance. In these instances the specific failure is not narrated but noted in the associated QC table. The information is also incorporated in the Data Usability format of our Data Merger tool where it can be reviewed along with any associated usability implications.

Please see the associated ADEx data file for a comparison of laboratory reporting limits that were achieved with the regulatory Numerical Standards requested on the Chain of Custody.

HOLD POLICY
For samples submitted on hold, Alpha's policy is to hold samples (with the exception of Air canisters) free of charge for 21 calendar days from the date the project is completed. After 21 calendar days, we will dispose of all samples submitted including those put on hold unless you have contacted your Client Service Representative and made arrangements for Alpha to continue to hold the samples. Air canisters will be disposed after 3 business days from the date the project is completed.

Please contact Client Services at 800-624-9220 with any questions.

Project Name:	1111 ELMWOOD AVE.	**Lab Number:**	L1810895
Project Number:	B039-018-001-004-002	**Report Date:**	04/05/18

Case Narrative (continued)

Report Submission

All non-detect (ND) or estimated concentrations (J-qualified) have been quantitated to the limit noted in the MDL column.

Total Metals

L1810895-01 through -09: The sample has elevated detection limits for all elements, with the exception of mercury, due to the dilution required by matrix interferences encountered during analysis.

I, the undersigned, attest under the pains and penalties of perjury that, to the best of my knowledge and belief and based upon my personal inquiry of those responsible for providing the information contained in this analytical report, such information is accurate and complete. This certificate of analysis is not complete unless this page accompanies any and all pages of this report.

Authorized Signature: Michelle M. Morris

Title: Technical Director/Representative Date: 04/05/18

ORGANICS

SEMIVOLATILES

Project Name: 1111 ELMWOOD AVE.
Project Number: B039-018-001-004-002
Lab Number: L1810895
Report Date: 04/05/18

SAMPLE RESULTS

Lab ID: L1810895-01
Client ID: B-23
Sample Location: BUFFALO, NY

Date Collected: 03/29/18 10:45
Date Received: 03/29/18
Field Prep: Not Specified

Sample Depth:
Matrix: Soil
Analytical Method: 1,8270D
Analytical Date: 04/04/18 02:54
Analyst: RC
Percent Solids: 81%

Extraction Method: EPA 3546
Extraction Date: 03/30/18 21:31

Parameter	Result	Qualifier	Units	RL	MDL	Dilution Factor
Semivolatile Organics by GC/MS - Westborough Lab						
Acenaphthene	ND		ug/kg	160	21.	1
Hexachlorobenzene	ND		ug/kg	120	23.	1
Bis(2-chloroethyl)ether	ND		ug/kg	180	27.	1
2-Chloronaphthalene	ND		ug/kg	200	20.	1
3,3'-Dichlorobenzidine	ND		ug/kg	200	54.	1
2,4-Dinitrotoluene	ND		ug/kg	200	40.	1
2,6-Dinitrotoluene	ND		ug/kg	200	35.	1
Fluoranthene	ND		ug/kg	120	23.	1
4-Chlorophenyl phenyl ether	ND		ug/kg	200	22.	1
4-Bromophenyl phenyl ether	ND		ug/kg	200	31.	1
Bis(2-chloroisopropyl)ether	ND		ug/kg	240	34.	1
Bis(2-chloroethoxy)methane	ND		ug/kg	220	20.	1
Hexachlorobutadiene	ND		ug/kg	200	30.	1
Hexachlorocyclopentadiene	ND		ug/kg	580	180	1
Hexachloroethane	ND		ug/kg	160	33.	1
Isophorone	ND		ug/kg	180	26.	1
Naphthalene	ND		ug/kg	200	25.	1
Nitrobenzene	ND		ug/kg	180	30.	1
NDPA/DPA	ND		ug/kg	160	23.	1
n-Nitrosodi-n-propylamine	ND		ug/kg	200	31.	1
Bis(2-ethylhexyl)phthalate	ND		ug/kg	200	70.	1
Butyl benzyl phthalate	ND		ug/kg	200	51.	1
Di-n-butylphthalate	ND		ug/kg	200	38.	1
Di-n-octylphthalate	ND		ug/kg	200	69.	1
Diethyl phthalate	ND		ug/kg	200	19.	1
Dimethyl phthalate	ND		ug/kg	200	42.	1
Benzo(a)anthracene	ND		ug/kg	120	23.	1
Benzo(a)pyrene	ND		ug/kg	160	49.	1

Project Name: 1111 ELMWOOD AVE. **Lab Number:** L1810895

Project Number: B039-018-001-004-002 **Report Date:** 04/05/18

SAMPLE RESULTS

Lab ID: L1810895-01 Date Collected: 03/29/18 10:45
Client ID: B-23 Date Received: 03/29/18
Sample Location: BUFFALO, NY Field Prep: Not Specified

Sample Depth:

Parameter	Result	Qualifier	Units	RL	MDL	Dilution Factor
Semivolatile Organics by GC/MS - Westborough Lab						
Benzo(b)fluoranthene	ND		ug/kg	120	34.	1
Benzo(k)fluoranthene	ND		ug/kg	120	32.	1
Chrysene	ND		ug/kg	120	21.	1
Acenaphthylene	ND		ug/kg	160	31.	1
Anthracene	ND		ug/kg	120	39.	1
Benzo(ghi)perylene	ND		ug/kg	160	24.	1
Fluorene	ND		ug/kg	200	20.	1
Phenanthrene	ND		ug/kg	120	25.	1
Dibenzo(a,h)anthracene	ND		ug/kg	120	23.	1
Indeno(1,2,3-cd)pyrene	ND		ug/kg	160	28.	1
Pyrene	ND		ug/kg	120	20.	1
Biphenyl	ND		ug/kg	460	47.	1
4-Chloroaniline	ND		ug/kg	200	37.	1
2-Nitroaniline	ND		ug/kg	200	39.	1
3-Nitroaniline	ND		ug/kg	200	38.	1
4-Nitroaniline	ND		ug/kg	200	84.	1
Dibenzofuran	ND		ug/kg	200	19.	1
2-Methylnaphthalene	ND		ug/kg	240	24.	1
1,2,4,5-Tetrachlorobenzene	ND		ug/kg	200	21.	1
Acetophenone	ND		ug/kg	200	25.	1
2,4,6-Trichlorophenol	ND		ug/kg	120	38.	1
p-Chloro-m-cresol	ND		ug/kg	200	30.	1
2-Chlorophenol	ND		ug/kg	200	24.	1
2,4-Dichlorophenol	ND		ug/kg	180	32.	1
2,4-Dimethylphenol	ND		ug/kg	200	67.	1
2-Nitrophenol	ND		ug/kg	440	76.	1
4-Nitrophenol	ND		ug/kg	280	83.	1
2,4-Dinitrophenol	ND		ug/kg	970	94.	1
4,6-Dinitro-o-cresol	ND		ug/kg	530	97.	1
Pentachlorophenol	ND		ug/kg	160	44.	1
Phenol	ND		ug/kg	200	30.	1
2-Methylphenol	ND		ug/kg	200	31.	1
3-Methylphenol/4-Methylphenol	ND		ug/kg	290	32.	1
2,4,5-Trichlorophenol	ND		ug/kg	200	39.	1
Carbazole	ND		ug/kg	200	20.	1
Atrazine	ND		ug/kg	160	71.	1
Benzaldehyde	ND		ug/kg	270	55.	1

Project Name: 1111 ELMWOOD AVE. **Lab Number:** L1810895

Project Number: B039-018-001-004-002 **Report Date:** 04/05/18

SAMPLE RESULTS

Lab ID: L1810895-01 Date Collected: 03/29/18 10:45

Client ID: B-23 Date Received: 03/29/18

Sample Location: BUFFALO, NY Field Prep: Not Specified

Sample Depth:

Parameter	Result	Qualifier	Units	RL	MDL	Dilution Factor
Semivolatile Organics by GC/MS - Westborough Lab						
Caprolactam	ND		ug/kg	200	62.	1
2,3,4,6-Tetrachlorophenol	ND		ug/kg	200	41.	1

Surrogate	% Recovery	Qualifier	Acceptance Criteria
2-Fluorophenol	69		25-120
Phenol-d6	72		10-120
Nitrobenzene-d5	69		23-120
2-Fluorobiphenyl	76		30-120
2,4,6-Tribromophenol	72		10-136
4-Terphenyl-d14	85		18-120

Project Name: 1111 ELMWOOD AVE.
Project Number: B039-018-001-004-002
Lab Number: L1810895
Report Date: 04/05/18

SAMPLE RESULTS

Lab ID: L1810895-02
Client ID: B-24
Sample Location: BUFFALO, NY

Date Collected: 03/29/18 10:49
Date Received: 03/29/18
Field Prep: Not Specified

Sample Depth:
Matrix: Soil
Analytical Method: 1,8270D
Analytical Date: 04/04/18 07:17
Analyst: RC
Percent Solids: 88%

Extraction Method: EPA 3546
Extraction Date: 03/30/18 21:31

Parameter	Result	Qualifier	Units	RL	MDL	Dilution Factor
Semivolatile Organics by GC/MS - Westborough Lab						
Acenaphthene	ND		ug/kg	150	19.	1
Hexachlorobenzene	ND		ug/kg	110	21.	1
Bis(2-chloroethyl)ether	ND		ug/kg	170	26.	1
2-Chloronaphthalene	ND		ug/kg	190	19.	1
3,3'-Dichlorobenzidine	ND		ug/kg	190	50.	1
2,4-Dinitrotoluene	ND		ug/kg	190	38.	1
2,6-Dinitrotoluene	ND		ug/kg	190	32.	1
Fluoranthene	ND		ug/kg	110	22.	1
4-Chlorophenyl phenyl ether	ND		ug/kg	190	20.	1
4-Bromophenyl phenyl ether	ND		ug/kg	190	29.	1
Bis(2-chloroisopropyl)ether	ND		ug/kg	220	32.	1
Bis(2-chloroethoxy)methane	ND		ug/kg	200	19.	1
Hexachlorobutadiene	ND		ug/kg	190	28.	1
Hexachlorocyclopentadiene	ND		ug/kg	540	170	1
Hexachloroethane	ND		ug/kg	150	30.	1
Isophorone	ND		ug/kg	170	24.	1
Naphthalene	ND		ug/kg	190	23.	1
Nitrobenzene	ND		ug/kg	170	28.	1
NDPA/DPA	ND		ug/kg	150	21.	1
n-Nitrosodi-n-propylamine	ND		ug/kg	190	29.	1
Bis(2-ethylhexyl)phthalate	ND		ug/kg	190	65.	1
Butyl benzyl phthalate	ND		ug/kg	190	47.	1
Di-n-butylphthalate	ND		ug/kg	190	36.	1
Di-n-octylphthalate	ND		ug/kg	190	64.	1
Diethyl phthalate	ND		ug/kg	190	17.	1
Dimethyl phthalate	ND		ug/kg	190	39.	1
Benzo(a)anthracene	ND		ug/kg	110	21.	1
Benzo(a)pyrene	ND		ug/kg	150	46.	1

Project Name: 1111 ELMWOOD AVE. **Lab Number:** L1810895

Project Number: B039-018-001-004-002 **Report Date:** 04/05/18

SAMPLE RESULTS

Lab ID: L1810895-02 Date Collected: 03/29/18 10:49
Client ID: B-24 Date Received: 03/29/18
Sample Location: BUFFALO, NY Field Prep: Not Specified

Sample Depth:

Parameter	Result	Qualifier	Units	RL	MDL	Dilution Factor
Semivolatile Organics by GC/MS - Westborough Lab						
Benzo(b)fluoranthene	ND		ug/kg	110	32.	1
Benzo(k)fluoranthene	ND		ug/kg	110	30.	1
Chrysene	ND		ug/kg	110	20.	1
Acenaphthylene	ND		ug/kg	150	29.	1
Anthracene	ND		ug/kg	110	37.	1
Benzo(ghi)perylene	ND		ug/kg	150	22.	1
Fluorene	ND		ug/kg	190	18.	1
Phenanthrene	26	J	ug/kg	110	23.	1
Dibenzo(a,h)anthracene	ND		ug/kg	110	22.	1
Indeno(1,2,3-cd)pyrene	ND		ug/kg	150	26.	1
Pyrene	21	J	ug/kg	110	19.	1
Biphenyl	ND		ug/kg	430	44.	1
4-Chloroaniline	ND		ug/kg	190	34.	1
2-Nitroaniline	ND		ug/kg	190	36.	1
3-Nitroaniline	ND		ug/kg	190	35.	1
4-Nitroaniline	ND		ug/kg	190	78.	1
Dibenzofuran	ND		ug/kg	190	18.	1
2-Methylnaphthalene	ND		ug/kg	220	23.	1
1,2,4,5-Tetrachlorobenzene	ND		ug/kg	190	20.	1
Acetophenone	ND		ug/kg	190	23.	1
2,4,6-Trichlorophenol	ND		ug/kg	110	36.	1
p-Chloro-m-cresol	ND		ug/kg	190	28.	1
2-Chlorophenol	ND		ug/kg	190	22.	1
2,4-Dichlorophenol	ND		ug/kg	170	30.	1
2,4-Dimethylphenol	ND		ug/kg	190	62.	1
2-Nitrophenol	ND		ug/kg	410	71.	1
4-Nitrophenol	ND		ug/kg	260	77.	1
2,4-Dinitrophenol	ND		ug/kg	900	88.	1
4,6-Dinitro-o-cresol	ND		ug/kg	490	90.	1
Pentachlorophenol	ND		ug/kg	150	41.	1
Phenol	ND		ug/kg	190	28.	1
2-Methylphenol	ND		ug/kg	190	29.	1
3-Methylphenol/4-Methylphenol	ND		ug/kg	270	29.	1
2,4,5-Trichlorophenol	ND		ug/kg	190	36.	1
Carbazole	ND		ug/kg	190	18.	1
Atrazine	ND		ug/kg	150	66.	1
Benzaldehyde	ND		ug/kg	250	51.	1

Project Name: 1111 ELMWOOD AVE. **Lab Number:** L1810895

Project Number: B039-018-001-004-002 **Report Date:** 04/05/18

SAMPLE RESULTS

Lab ID: L1810895-02 Date Collected: 03/29/18 10:49

Client ID: B-24 Date Received: 03/29/18

Sample Location: BUFFALO, NY Field Prep: Not Specified

Sample Depth:

Parameter	Result	Qualifier	Units	RL	MDL	Dilution Factor
Semivolatile Organics by GC/MS - Westborough Lab						
Caprolactam	ND		ug/kg	190	57.	1
2,3,4,6-Tetrachlorophenol	ND		ug/kg	190	38.	1

Surrogate	% Recovery	Qualifier	Acceptance Criteria
2-Fluorophenol	71		25-120
Phenol-d6	73		10-120
Nitrobenzene-d5	69		23-120
2-Fluorobiphenyl	74		30-120
2,4,6-Tribromophenol	77		10-136
4-Terphenyl-d14	84		18-120

Project Name: 1111 ELMWOOD AVE.
Project Number: B039-018-001-004-002
Lab Number: L1810895
Report Date: 04/05/18

SAMPLE RESULTS

Lab ID: L1810895-03
Client ID: B-25
Sample Location: BUFFALO, NY

Date Collected: 03/29/18 12:06
Date Received: 03/29/18
Field Prep: Not Specified

Sample Depth:
Matrix: Soil
Analytical Method: 1,8270D
Analytical Date: 04/04/18 04:29
Analyst: RC
Percent Solids: 65%

Extraction Method: EPA 3546
Extraction Date: 03/30/18 21:31

Parameter	Result	Qualifier	Units	RL	MDL	Dilution Factor
Semivolatile Organics by GC/MS - Westborough Lab						
Acenaphthene	ND		ug/kg	200	26.	1
Hexachlorobenzene	ND		ug/kg	150	28.	1
Bis(2-chloroethyl)ether	ND		ug/kg	230	34.	1
2-Chloronaphthalene	ND		ug/kg	250	25.	1
3,3'-Dichlorobenzidine	ND		ug/kg	250	68.	1
2,4-Dinitrotoluene	ND		ug/kg	250	51.	1
2,6-Dinitrotoluene	ND		ug/kg	250	44.	1
Fluoranthene	34	J	ug/kg	150	29.	1
4-Chlorophenyl phenyl ether	ND		ug/kg	250	27.	1
4-Bromophenyl phenyl ether	ND		ug/kg	250	39.	1
Bis(2-chloroisopropyl)ether	ND		ug/kg	300	44.	1
Bis(2-chloroethoxy)methane	ND		ug/kg	280	26.	1
Hexachlorobutadiene	ND		ug/kg	250	37.	1
Hexachlorocyclopentadiene	ND		ug/kg	730	230	1
Hexachloroethane	ND		ug/kg	200	41.	1
Isophorone	ND		ug/kg	230	33.	1
Naphthalene	ND		ug/kg	250	31.	1
Nitrobenzene	ND		ug/kg	230	38.	1
NDPA/DPA	ND		ug/kg	200	29.	1
n-Nitrosodi-n-propylamine	ND		ug/kg	250	39.	1
Bis(2-ethylhexyl)phthalate	ND		ug/kg	250	88.	1
Butyl benzyl phthalate	ND		ug/kg	250	64.	1
Di-n-butylphthalate	ND		ug/kg	250	48.	1
Di-n-octylphthalate	ND		ug/kg	250	87.	1
Diethyl phthalate	ND		ug/kg	250	24.	1
Dimethyl phthalate	ND		ug/kg	250	54.	1
Benzo(a)anthracene	ND		ug/kg	150	29.	1
Benzo(a)pyrene	ND		ug/kg	200	62.	1

Project Name: 1111 ELMWOOD AVE. **Lab Number:** L1810895

Project Number: B039-018-001-004-002 **Report Date:** 04/05/18

SAMPLE RESULTS

Lab ID: L1810895-03 Date Collected: 03/29/18 12:06

Client ID: B-25 Date Received: 03/29/18

Sample Location: BUFFALO, NY Field Prep: Not Specified

Sample Depth:

Parameter	Result	Qualifier	Units	RL	MDL	Dilution Factor
Semivolatile Organics by GC/MS - Westborough Lab						
Benzo(b)fluoranthene	ND		ug/kg	150	43.	1
Benzo(k)fluoranthene	ND		ug/kg	150	41.	1
Chrysene	ND		ug/kg	150	26.	1
Acenaphthylene	ND		ug/kg	200	39.	1
Anthracene	ND		ug/kg	150	50.	1
Benzo(ghi)perylene	ND		ug/kg	200	30.	1
Fluorene	ND		ug/kg	250	25.	1
Phenanthrene	ND		ug/kg	150	31.	1
Dibenzo(a,h)anthracene	ND		ug/kg	150	29.	1
Indeno(1,2,3-cd)pyrene	ND		ug/kg	200	36.	1
Pyrene	31	J	ug/kg	150	25.	1
Biphenyl	ND		ug/kg	580	59.	1
4-Chloroaniline	ND		ug/kg	250	46.	1
2-Nitroaniline	ND		ug/kg	250	49.	1
3-Nitroaniline	ND		ug/kg	250	48.	1
4-Nitroaniline	ND		ug/kg	250	100	1
Dibenzofuran	ND		ug/kg	250	24.	1
2-Methylnaphthalene	ND		ug/kg	300	31.	1
1,2,4,5-Tetrachlorobenzene	ND		ug/kg	250	27.	1
Acetophenone	ND		ug/kg	250	32.	1
2,4,6-Trichlorophenol	ND		ug/kg	150	48.	1
p-Chloro-m-cresol	ND		ug/kg	250	38.	1
2-Chlorophenol	ND		ug/kg	250	30.	1
2,4-Dichlorophenol	ND		ug/kg	230	41.	1
2,4-Dimethylphenol	ND		ug/kg	250	84.	1
2-Nitrophenol	ND		ug/kg	550	96.	1
4-Nitrophenol	ND		ug/kg	360	100	1
2,4-Dinitrophenol	ND		ug/kg	1200	120	1
4,6-Dinitro-o-cresol	ND		ug/kg	660	120	1
Pentachlorophenol	ND		ug/kg	200	56.	1
Phenol	ND		ug/kg	250	38.	1
2-Methylphenol	ND		ug/kg	250	40.	1
3-Methylphenol/4-Methylphenol	ND		ug/kg	370	40.	1
2,4,5-Trichlorophenol	ND		ug/kg	250	49.	1
Carbazole	ND		ug/kg	250	25.	1
Atrazine	ND		ug/kg	200	89.	1
Benzaldehyde	ND		ug/kg	340	69.	1

Project Name: 1111 ELMWOOD AVE. **Lab Number:** L1810895

Project Number: B039-018-001-004-002 **Report Date:** 04/05/18

SAMPLE RESULTS

Lab ID: L1810895-03 Date Collected: 03/29/18 12:06

Client ID: B-25 Date Received: 03/29/18

Sample Location: BUFFALO, NY Field Prep: Not Specified

Sample Depth:

Parameter	Result	Qualifier	Units	RL	MDL	Dilution Factor
Semivolatile Organics by GC/MS - Westborough Lab						
Caprolactam	ND		ug/kg	250	78.	1
2,3,4,6-Tetrachlorophenol	ND		ug/kg	250	52.	1

Surrogate	% Recovery	Qualifier	Acceptance Criteria
2-Fluorophenol	69		25-120
Phenol-d6	71		10-120
Nitrobenzene-d5	76		23-120
2-Fluorobiphenyl	81		30-120
2,4,6-Tribromophenol	79		10-136
4-Terphenyl-d14	87		18-120

Project Name: 1111 ELMWOOD AVE.
Project Number: B039-018-001-004-002
Lab Number: L1810895
Report Date: 04/05/18

SAMPLE RESULTS

Lab ID: L1810895-04
Client ID: B-26
Sample Location: BUFFALO, NY

Date Collected: 03/29/18 12:12
Date Received: 03/29/18
Field Prep: Not Specified

Sample Depth:
Matrix: Soil
Analytical Method: 1,8270D
Analytical Date: 04/04/18 04:53
Analyst: RC
Percent Solids: 86%

Extraction Method: EPA 3546
Extraction Date: 03/30/18 21:31

Parameter	Result	Qualifier	Units	RL	MDL	Dilution Factor
Semivolatile Organics by GC/MS - Westborough Lab						
Acenaphthene	ND		ug/kg	150	20.	1
Hexachlorobenzene	ND		ug/kg	110	21.	1
Bis(2-chloroethyl)ether	ND		ug/kg	170	26.	1
2-Chloronaphthalene	ND		ug/kg	190	19.	1
3,3'-Dichlorobenzidine	ND		ug/kg	190	51.	1
2,4-Dinitrotoluene	ND		ug/kg	190	38.	1
2,6-Dinitrotoluene	ND		ug/kg	190	33.	1
Fluoranthene	ND		ug/kg	110	22.	1
4-Chlorophenyl phenyl ether	ND		ug/kg	190	20.	1
4-Bromophenyl phenyl ether	ND		ug/kg	190	29.	1
Bis(2-chloroisopropyl)ether	ND		ug/kg	230	32.	1
Bis(2-chloroethoxy)methane	ND		ug/kg	200	19.	1
Hexachlorobutadiene	ND		ug/kg	190	28.	1
Hexachlorocyclopentadiene	ND		ug/kg	540	170	1
Hexachloroethane	ND		ug/kg	150	31.	1
Isophorone	ND		ug/kg	170	25.	1
Naphthalene	ND		ug/kg	190	23.	1
Nitrobenzene	ND		ug/kg	170	28.	1
NDPA/DPA	ND		ug/kg	150	22.	1
n-Nitrosodi-n-propylamine	ND		ug/kg	190	29.	1
Bis(2-ethylhexyl)phthalate	ND		ug/kg	190	66.	1
Butyl benzyl phthalate	ND		ug/kg	190	48.	1
Di-n-butylphthalate	ND		ug/kg	190	36.	1
Di-n-octylphthalate	ND		ug/kg	190	65.	1
Diethyl phthalate	ND		ug/kg	190	18.	1
Dimethyl phthalate	ND		ug/kg	190	40.	1
Benzo(a)anthracene	ND		ug/kg	110	21.	1
Benzo(a)pyrene	ND		ug/kg	150	46.	1

Project Name: 1111 ELMWOOD AVE. **Lab Number:** L1810895

Project Number: B039-018-001-004-002 **Report Date:** 04/05/18

SAMPLE RESULTS

Lab ID: L1810895-04 Date Collected: 03/29/18 12:12

Client ID: B-26 Date Received: 03/29/18

Sample Location: BUFFALO, NY Field Prep: Not Specified

Sample Depth:

Parameter	Result	Qualifier	Units	RL	MDL	Dilution Factor
Semivolatile Organics by GC/MS - Westborough Lab						
Benzo(b)fluoranthene	ND		ug/kg	110	32.	1
Benzo(k)fluoranthene	ND		ug/kg	110	30.	1
Chrysene	ND		ug/kg	110	20.	1
Acenaphthylene	ND		ug/kg	150	29.	1
Anthracene	ND		ug/kg	110	37.	1
Benzo(ghi)perylene	ND		ug/kg	150	22.	1
Fluorene	ND		ug/kg	190	18.	1
Phenanthrene	ND		ug/kg	110	23.	1
Dibenzo(a,h)anthracene	ND		ug/kg	110	22.	1
Indeno(1,2,3-cd)pyrene	ND		ug/kg	150	26.	1
Pyrene	ND		ug/kg	110	19.	1
Biphenyl	ND		ug/kg	430	44.	1
4-Chloroaniline	ND		ug/kg	190	35.	1
2-Nitroaniline	ND		ug/kg	190	37.	1
3-Nitroaniline	ND		ug/kg	190	36.	1
4-Nitroaniline	ND		ug/kg	190	79.	1
Dibenzofuran	ND		ug/kg	190	18.	1
2-Methylnaphthalene	ND		ug/kg	230	23.	1
1,2,4,5-Tetrachlorobenzene	ND		ug/kg	190	20.	1
Acetophenone	ND		ug/kg	190	24.	1
2,4,6-Trichlorophenol	ND		ug/kg	110	36.	1
p-Chloro-m-cresol	ND		ug/kg	190	28.	1
2-Chlorophenol	ND		ug/kg	190	22.	1
2,4-Dichlorophenol	ND		ug/kg	170	31.	1
2,4-Dimethylphenol	ND		ug/kg	190	63.	1
2-Nitrophenol	ND		ug/kg	410	72.	1
4-Nitrophenol	ND		ug/kg	270	78.	1
2,4-Dinitrophenol	ND		ug/kg	910	89.	1
4,6-Dinitro-o-cresol	ND		ug/kg	500	91.	1
Pentachlorophenol	ND		ug/kg	150	42.	1
Phenol	ND		ug/kg	190	29.	1
2-Methylphenol	ND		ug/kg	190	30.	1
3-Methylphenol/4-Methylphenol	ND		ug/kg	270	30.	1
2,4,5-Trichlorophenol	ND		ug/kg	190	36.	1
Carbazole	ND		ug/kg	190	18.	1
Atrazine	ND		ug/kg	150	67.	1
Benzaldehyde	ND		ug/kg	250	51.	1

Project Name: 1111 ELMWOOD AVE. **Lab Number:** L1810895

Project Number: B039-018-001-004-002 **Report Date:** 04/05/18

SAMPLE RESULTS

Lab ID: L1810895-04 Date Collected: 03/29/18 12:12

Client ID: B-26 Date Received: 03/29/18

Sample Location: BUFFALO, NY Field Prep: Not Specified

Sample Depth:

Parameter	Result	Qualifier	Units	RL	MDL	Dilution Factor
Semivolatile Organics by GC/MS - Westborough Lab						
Caprolactam	ND		ug/kg	190	58.	1
2,3,4,6-Tetrachlorophenol	ND		ug/kg	190	38.	1

Surrogate	% Recovery	Qualifier	Acceptance Criteria
2-Fluorophenol	76		25-120
Phenol-d6	81		10-120
Nitrobenzene-d5	80		23-120
2-Fluorobiphenyl	88		30-120
2,4,6-Tribromophenol	88		10-136
4-Terphenyl-d14	102		18-120

Project Name: 1111 ELMWOOD AVE.
Project Number: B039-018-001-004-002
Lab Number: L1810895
Report Date: 04/05/18

SAMPLE RESULTS

Lab ID: L1810895-05
Client ID: B-27
Sample Location: BUFFALO, NY

Date Collected: 03/29/18 13:20
Date Received: 03/29/18
Field Prep: Not Specified

Sample Depth:
Matrix: Soil
Analytical Method: 1,8270D
Analytical Date: 04/04/18 03:18
Analyst: RC
Percent Solids: 77%

Extraction Method: EPA 3546
Extraction Date: 03/30/18 21:31

Parameter	Result	Qualifier	Units	RL	MDL	Dilution Factor
Semivolatile Organics by GC/MS - Westborough Lab						
Acenaphthene	ND		ug/kg	170	22.	1
Hexachlorobenzene	ND		ug/kg	130	24.	1
Bis(2-chloroethyl)ether	ND		ug/kg	190	29.	1
2-Chloronaphthalene	ND		ug/kg	210	21.	1
3,3'-Dichlorobenzidine	ND		ug/kg	210	57.	1
2,4-Dinitrotoluene	ND		ug/kg	210	43.	1
2,6-Dinitrotoluene	ND		ug/kg	210	37.	1
Fluoranthene	ND		ug/kg	130	24.	1
4-Chlorophenyl phenyl ether	ND		ug/kg	210	23.	1
4-Bromophenyl phenyl ether	ND		ug/kg	210	33.	1
Bis(2-chloroisopropyl)ether	ND		ug/kg	260	36.	1
Bis(2-chloroethoxy)methane	ND		ug/kg	230	21.	1
Hexachlorobutadiene	ND		ug/kg	210	31.	1
Hexachlorocyclopentadiene	ND		ug/kg	610	190	1
Hexachloroethane	ND		ug/kg	170	34.	1
Isophorone	ND		ug/kg	190	28.	1
Naphthalene	ND		ug/kg	210	26.	1
Nitrobenzene	ND		ug/kg	190	32.	1
NDPA/DPA	ND		ug/kg	170	24.	1
n-Nitrosodi-n-propylamine	ND		ug/kg	210	33.	1
Bis(2-ethylhexyl)phthalate	ND		ug/kg	210	74.	1
Butyl benzyl phthalate	ND		ug/kg	210	54.	1
Di-n-butylphthalate	ND		ug/kg	210	40.	1
Di-n-octylphthalate	ND		ug/kg	210	73.	1
Diethyl phthalate	ND		ug/kg	210	20.	1
Dimethyl phthalate	ND		ug/kg	210	45.	1
Benzo(a)anthracene	ND		ug/kg	130	24.	1
Benzo(a)pyrene	ND		ug/kg	170	52.	1

Project Name: 1111 ELMWOOD AVE. **Lab Number:** L1810895

Project Number: B039-018-001-004-002 **Report Date:** 04/05/18

SAMPLE RESULTS

Lab ID: L1810895-05 Date Collected: 03/29/18 13:20

Client ID: B-27 Date Received: 03/29/18

Sample Location: BUFFALO, NY Field Prep: Not Specified

Sample Depth:

Parameter	Result	Qualifier	Units	RL	MDL	Dilution Factor
Semivolatile Organics by GC/MS - Westborough Lab						
Benzo(b)fluoranthene	ND		ug/kg	130	36.	1
Benzo(k)fluoranthene	ND		ug/kg	130	34.	1
Chrysene	ND		ug/kg	130	22.	1
Acenaphthylene	ND		ug/kg	170	33.	1
Anthracene	ND		ug/kg	130	42.	1
Benzo(ghi)perylene	ND		ug/kg	170	25.	1
Fluorene	ND		ug/kg	210	21.	1
Phenanthrene	ND		ug/kg	130	26.	1
Dibenzo(a,h)anthracene	ND		ug/kg	130	25.	1
Indeno(1,2,3-cd)pyrene	ND		ug/kg	170	30.	1
Pyrene	ND		ug/kg	130	21.	1
Biphenyl	ND		ug/kg	490	50.	1
4-Chloroaniline	ND		ug/kg	210	39.	1
2-Nitroaniline	ND		ug/kg	210	41.	1
3-Nitroaniline	ND		ug/kg	210	40.	1
4-Nitroaniline	ND		ug/kg	210	88.	1
Dibenzofuran	ND		ug/kg	210	20.	1
2-Methylnaphthalene	ND		ug/kg	260	26.	1
1,2,4,5-Tetrachlorobenzene	ND		ug/kg	210	22.	1
Acetophenone	ND		ug/kg	210	26.	1
2,4,6-Trichlorophenol	ND		ug/kg	130	40.	1
p-Chloro-m-cresol	ND		ug/kg	210	32.	1
2-Chlorophenol	ND		ug/kg	210	25.	1
2,4-Dichlorophenol	ND		ug/kg	190	34.	1
2,4-Dimethylphenol	ND		ug/kg	210	70.	1
2-Nitrophenol	ND		ug/kg	460	80.	1
4-Nitrophenol	ND		ug/kg	300	87.	1
2,4-Dinitrophenol	ND		ug/kg	1000	100	1
4,6-Dinitro-o-cresol	ND		ug/kg	560	100	1
Pentachlorophenol	ND		ug/kg	170	47.	1
Phenol	ND		ug/kg	210	32.	1
2-Methylphenol	ND		ug/kg	210	33.	1
3-Methylphenol/4-Methylphenol	ND		ug/kg	310	33.	1
2,4,5-Trichlorophenol	ND		ug/kg	210	41.	1
Carbazole	ND		ug/kg	210	21.	1
Atrazine	ND		ug/kg	170	75.	1
Benzaldehyde	ND		ug/kg	280	58.	1

Project Name: 1111 ELMWOOD AVE. **Lab Number:** L1810895

Project Number: B039-018-001-004-002 **Report Date:** 04/05/18

SAMPLE RESULTS

Lab ID: L1810895-05 Date Collected: 03/29/18 13:20

Client ID: B-27 Date Received: 03/29/18

Sample Location: BUFFALO, NY Field Prep: Not Specified

Sample Depth:

Parameter	Result	Qualifier	Units	RL	MDL	Dilution Factor
Semivolatile Organics by GC/MS - Westborough Lab						
Caprolactam	ND		ug/kg	210	65.	1
2,3,4,6-Tetrachlorophenol	ND		ug/kg	210	43.	1

Surrogate	% Recovery	Qualifier	Acceptance Criteria
2-Fluorophenol	73		25-120
Phenol-d6	73		10-120
Nitrobenzene-d5	72		23-120
2-Fluorobiphenyl	77		30-120
2,4,6-Tribromophenol	78		10-136
4-Terphenyl-d14	86		18-120

Project Name: 1111 ELMWOOD AVE.
Project Number: B039-018-001-004-002
Lab Number: L1810895
Report Date: 04/05/18

SAMPLE RESULTS

Lab ID: L1810895-06
Client ID: B-28
Sample Location: BUFFALO, NY

Date Collected: 03/29/18 13:47
Date Received: 03/29/18
Field Prep: Not Specified

Sample Depth:
Matrix: Soil
Analytical Method: 1,8270D
Analytical Date: 04/04/18 05:17
Analyst: RC
Percent Solids: 76%

Extraction Method: EPA 3546
Extraction Date: 03/30/18 21:31

Parameter	Result	Qualifier	Units	RL	MDL	Dilution Factor
Semivolatile Organics by GC/MS - Westborough Lab						
Acenaphthene	ND		ug/kg	170	23.	1
Hexachlorobenzene	ND		ug/kg	130	24.	1
Bis(2-chloroethyl)ether	ND		ug/kg	200	30.	1
2-Chloronaphthalene	ND		ug/kg	220	22.	1
3,3'-Dichlorobenzidine	ND		ug/kg	220	58.	1
2,4-Dinitrotoluene	ND		ug/kg	220	44.	1
2,6-Dinitrotoluene	ND		ug/kg	220	38.	1
Fluoranthene	ND		ug/kg	130	25.	1
4-Chlorophenyl phenyl ether	ND		ug/kg	220	23.	1
4-Bromophenyl phenyl ether	ND		ug/kg	220	33.	1
Bis(2-chloroisopropyl)ether	ND		ug/kg	260	37.	1
Bis(2-chloroethoxy)methane	ND		ug/kg	240	22.	1
Hexachlorobutadiene	ND		ug/kg	220	32.	1
Hexachlorocyclopentadiene	ND		ug/kg	620	200	1
Hexachloroethane	ND		ug/kg	170	35.	1
Isophorone	ND		ug/kg	200	28.	1
Naphthalene	ND		ug/kg	220	27.	1
Nitrobenzene	ND		ug/kg	200	32.	1
NDPA/DPA	ND		ug/kg	170	25.	1
n-Nitrosodi-n-propylamine	ND		ug/kg	220	34.	1
Bis(2-ethylhexyl)phthalate	ND		ug/kg	220	76.	1
Butyl benzyl phthalate	ND		ug/kg	220	55.	1
Di-n-butylphthalate	ND		ug/kg	220	41.	1
Di-n-octylphthalate	ND		ug/kg	220	74.	1
Diethyl phthalate	ND		ug/kg	220	20.	1
Dimethyl phthalate	ND		ug/kg	220	46.	1
Benzo(a)anthracene	ND		ug/kg	130	25.	1
Benzo(a)pyrene	ND		ug/kg	170	53.	1

Project Name: 1111 ELMWOOD AVE. **Lab Number:** L1810895

Project Number: B039-018-001-004-002 **Report Date:** 04/05/18

SAMPLE RESULTS

Lab ID: L1810895-06 Date Collected: 03/29/18 13:47

Client ID: B-28 Date Received: 03/29/18

Sample Location: BUFFALO, NY Field Prep: Not Specified

Sample Depth:

Parameter	Result	Qualifier	Units	RL	MDL	Dilution Factor
Semivolatile Organics by GC/MS - Westborough Lab						
Benzo(b)fluoranthene	ND		ug/kg	130	37.	1
Benzo(k)fluoranthene	ND		ug/kg	130	35.	1
Chrysene	ND		ug/kg	130	23.	1
Acenaphthylene	ND		ug/kg	170	34.	1
Anthracene	ND		ug/kg	130	43.	1
Benzo(ghi)perylene	ND		ug/kg	170	26.	1
Fluorene	ND		ug/kg	220	21.	1
Phenanthrene	ND		ug/kg	130	26.	1
Dibenzo(a,h)anthracene	ND		ug/kg	130	25.	1
Indeno(1,2,3-cd)pyrene	ND		ug/kg	170	30.	1
Pyrene	ND		ug/kg	130	22.	1
Biphenyl	ND		ug/kg	500	51.	1
4-Chloroaniline	ND		ug/kg	220	40.	1
2-Nitroaniline	ND		ug/kg	220	42.	1
3-Nitroaniline	ND		ug/kg	220	41.	1
4-Nitroaniline	ND		ug/kg	220	90.	1
Dibenzofuran	ND		ug/kg	220	21.	1
2-Methylnaphthalene	ND		ug/kg	260	26.	1
1,2,4,5-Tetrachlorobenzene	ND		ug/kg	220	23.	1
Acetophenone	ND		ug/kg	220	27.	1
2,4,6-Trichlorophenol	ND		ug/kg	130	41.	1
p-Chloro-m-cresol	ND		ug/kg	220	32.	1
2-Chlorophenol	ND		ug/kg	220	26.	1
2,4-Dichlorophenol	ND		ug/kg	200	35.	1
2,4-Dimethylphenol	ND		ug/kg	220	72.	1
2-Nitrophenol	ND		ug/kg	470	82.	1
4-Nitrophenol	ND		ug/kg	300	89.	1
2,4-Dinitrophenol	ND		ug/kg	1000	100	1
4,6-Dinitro-o-cresol	ND		ug/kg	570	100	1
Pentachlorophenol	ND		ug/kg	170	48.	1
Phenol	ND		ug/kg	220	33.	1
2-Methylphenol	ND		ug/kg	220	34.	1
3-Methylphenol/4-Methylphenol	ND		ug/kg	310	34.	1
2,4,5-Trichlorophenol	ND		ug/kg	220	42.	1
Carbazole	ND		ug/kg	220	21.	1
Atrazine	ND		ug/kg	170	76.	1
Benzaldehyde	ND		ug/kg	290	59.	1

Project Name: 1111 ELMWOOD AVE. **Lab Number:** L1810895

Project Number: B039-018-001-004-002 **Report Date:** 04/05/18

SAMPLE RESULTS

Lab ID: L1810895-06 Date Collected: 03/29/18 13:47

Client ID: B-28 Date Received: 03/29/18

Sample Location: BUFFALO, NY Field Prep: Not Specified

Sample Depth:

Parameter	Result	Qualifier	Units	RL	MDL	Dilution Factor
Semivolatile Organics by GC/MS - Westborough Lab						
Caprolactam	ND		ug/kg	220	66.	1
2,3,4,6-Tetrachlorophenol	ND		ug/kg	220	44.	1

Surrogate	% Recovery	Qualifier	Acceptance Criteria
2-Fluorophenol	77		25-120
Phenol-d6	81		10-120
Nitrobenzene-d5	75		23-120
2-Fluorobiphenyl	84		30-120
2,4,6-Tribromophenol	89		10-136
4-Terphenyl-d14	99		18-120

Project Name: 1111 ELMWOOD AVE.
Project Number: B039-018-001-004-002
Lab Number: L1810895
Report Date: 04/05/18

SAMPLE RESULTS

Lab ID: L1810895-07
Client ID: SW-13
Sample Location: BUFFALO, NY

Date Collected: 03/29/18 11:06
Date Received: 03/29/18
Field Prep: Not Specified

Sample Depth:
Matrix: Soil
Analytical Method: 1,8270D
Analytical Date: 04/04/18 07:41
Analyst: RC
Percent Solids: 86%

Extraction Method: EPA 3546
Extraction Date: 03/30/18 21:31

Parameter	Result	Qualifier	Units	RL	MDL	Dilution Factor
Semivolatile Organics by GC/MS - Westborough Lab						
Acenaphthene	46	J	ug/kg	150	20.	1
Hexachlorobenzene	ND		ug/kg	110	21.	1
Bis(2-chloroethyl)ether	ND		ug/kg	170	26.	1
2-Chloronaphthalene	ND		ug/kg	190	19.	1
3,3'-Dichlorobenzidine	ND		ug/kg	190	50.	1
2,4-Dinitrotoluene	ND		ug/kg	190	38.	1
2,6-Dinitrotoluene	ND		ug/kg	190	32.	1
Fluoranthene	600		ug/kg	110	22.	1
4-Chlorophenyl phenyl ether	ND		ug/kg	190	20.	1
4-Bromophenyl phenyl ether	ND		ug/kg	190	29.	1
Bis(2-chloroisopropyl)ether	ND		ug/kg	230	32.	1
Bis(2-chloroethoxy)methane	ND		ug/kg	200	19.	1
Hexachlorobutadiene	ND		ug/kg	190	28.	1
Hexachlorocyclopentadiene	ND		ug/kg	540	170	1
Hexachloroethane	ND		ug/kg	150	30.	1
Isophorone	ND		ug/kg	170	24.	1
Naphthalene	ND		ug/kg	190	23.	1
Nitrobenzene	ND		ug/kg	170	28.	1
NDPA/DPA	ND		ug/kg	150	21.	1
n-Nitrosodi-n-propylamine	ND		ug/kg	190	29.	1
Bis(2-ethylhexyl)phthalate	ND		ug/kg	190	65.	1
Butyl benzyl phthalate	ND		ug/kg	190	47.	1
Di-n-butylphthalate	ND		ug/kg	190	36.	1
Di-n-octylphthalate	ND		ug/kg	190	64.	1
Diethyl phthalate	ND		ug/kg	190	17.	1
Dimethyl phthalate	ND		ug/kg	190	40.	1
Benzo(a)anthracene	240		ug/kg	110	21.	1
Benzo(a)pyrene	220		ug/kg	150	46.	1

Project Name: 1111 ELMWOOD AVE. **Lab Number:** L1810895

Project Number: B039-018-001-004-002 **Report Date:** 04/05/18

SAMPLE RESULTS

Lab ID: L1810895-07 Date Collected: 03/29/18 11:06

Client ID: SW-13 Date Received: 03/29/18

Sample Location: BUFFALO, NY Field Prep: Not Specified

Sample Depth:

Parameter	Result	Qualifier	Units	RL	MDL	Dilution Factor
Semivolatile Organics by GC/MS - Westborough Lab						
Benzo(b)fluoranthene	310		ug/kg	110	32.	1
Benzo(k)fluoranthene	100	J	ug/kg	110	30.	1
Chrysene	270		ug/kg	110	20.	1
Acenaphthylene	ND		ug/kg	150	29.	1
Anthracene	74	J	ug/kg	110	37.	1
Benzo(ghi)perylene	130	J	ug/kg	150	22.	1
Fluorene	33	J	ug/kg	190	18.	1
Phenanthrene	470		ug/kg	110	23.	1
Dibenzo(a,h)anthracene	35	J	ug/kg	110	22.	1
Indeno(1,2,3-cd)pyrene	140	J	ug/kg	150	26.	1
Pyrene	500		ug/kg	110	19.	1
Biphenyl	ND		ug/kg	430	44.	1
4-Chloroaniline	ND		ug/kg	190	34.	1
2-Nitroaniline	ND		ug/kg	190	36.	1
3-Nitroaniline	ND		ug/kg	190	36.	1
4-Nitroaniline	ND		ug/kg	190	78.	1
Dibenzofuran	22	J	ug/kg	190	18.	1
2-Methylnaphthalene	ND		ug/kg	230	23.	1
1,2,4,5-Tetrachlorobenzene	ND		ug/kg	190	20.	1
Acetophenone	ND		ug/kg	190	23.	1
2,4,6-Trichlorophenol	ND		ug/kg	110	36.	1
p-Chloro-m-cresol	ND		ug/kg	190	28.	1
2-Chlorophenol	ND		ug/kg	190	22.	1
2,4-Dichlorophenol	ND		ug/kg	170	30.	1
2,4-Dimethylphenol	ND		ug/kg	190	62.	1
2-Nitrophenol	ND		ug/kg	410	71.	1
4-Nitrophenol	ND		ug/kg	260	77.	1
2,4-Dinitrophenol	ND		ug/kg	900	88.	1
4,6-Dinitro-o-cresol	ND		ug/kg	490	90.	1
Pentachlorophenol	ND		ug/kg	150	41.	1
Phenol	ND		ug/kg	190	28.	1
2-Methylphenol	ND		ug/kg	190	29.	1
3-Methylphenol/4-Methylphenol	ND		ug/kg	270	29.	1
2,4,5-Trichlorophenol	ND		ug/kg	190	36.	1
Carbazole	58	J	ug/kg	190	18.	1
Atrazine	ND		ug/kg	150	66.	1
Benzaldehyde	ND		ug/kg	250	51.	1

Project Name: 1111 ELMWOOD AVE. **Lab Number:** L1810895

Project Number: B039-018-001-004-002 **Report Date:** 04/05/18

SAMPLE RESULTS

Lab ID: L1810895-07 Date Collected: 03/29/18 11:06

Client ID: SW-13 Date Received: 03/29/18

Sample Location: BUFFALO, NY Field Prep: Not Specified

Sample Depth:

Parameter	Result	Qualifier	Units	RL	MDL	Dilution Factor
Semivolatile Organics by GC/MS - Westborough Lab						
Caprolactam	ND		ug/kg	190	57.	1
2,3,4,6-Tetrachlorophenol	ND		ug/kg	190	38.	1

Surrogate	% Recovery	Qualifier	Acceptance Criteria
2-Fluorophenol	84		25-120
Phenol-d6	87		10-120
Nitrobenzene-d5	85		23-120
2-Fluorobiphenyl	92		30-120
2,4,6-Tribromophenol	94		10-136
4-Terphenyl-d14	102		18-120

Project Name: 1111 ELMWOOD AVE.
Project Number: B039-018-001-004-002
Lab Number: L1810895
Report Date: 04/05/18

SAMPLE RESULTS

Lab ID: L1810895-08
Client ID: SW-14
Sample Location: BUFFALO, NY

Date Collected: 03/29/18 13:25
Date Received: 03/29/18
Field Prep: Not Specified

Sample Depth:
Matrix: Soil
Analytical Method: 1,8270D
Analytical Date: 04/04/18 03:42
Analyst: RC
Percent Solids: 82%

Extraction Method: EPA 3546
Extraction Date: 03/30/18 21:32

Parameter	Result	Qualifier	Units	RL	MDL	Dilution Factor
Semivolatile Organics by GC/MS - Westborough Lab						
Acenaphthene	ND		ug/kg	160	21.	1
Hexachlorobenzene	ND		ug/kg	120	23.	1
Bis(2-chloroethyl)ether	ND		ug/kg	180	27.	1
2-Chloronaphthalene	ND		ug/kg	200	20.	1
3,3'-Dichlorobenzidine	ND		ug/kg	200	54.	1
2,4-Dinitrotoluene	ND		ug/kg	200	40.	1
2,6-Dinitrotoluene	ND		ug/kg	200	35.	1
Fluoranthene	ND		ug/kg	120	23.	1
4-Chlorophenyl phenyl ether	ND		ug/kg	200	22.	1
4-Bromophenyl phenyl ether	ND		ug/kg	200	31.	1
Bis(2-chloroisopropyl)ether	ND		ug/kg	240	35.	1
Bis(2-chloroethoxy)methane	ND		ug/kg	220	20.	1
Hexachlorobutadiene	ND		ug/kg	200	30.	1
Hexachlorocyclopentadiene	ND		ug/kg	580	180	1
Hexachloroethane	ND		ug/kg	160	33.	1
Isophorone	ND		ug/kg	180	26.	1
Naphthalene	ND		ug/kg	200	25.	1
Nitrobenzene	ND		ug/kg	180	30.	1
NDPA/DPA	ND		ug/kg	160	23.	1
n-Nitrosodi-n-propylamine	ND		ug/kg	200	31.	1
Bis(2-ethylhexyl)phthalate	ND		ug/kg	200	70.	1
Butyl benzyl phthalate	ND		ug/kg	200	51.	1
Di-n-butylphthalate	ND		ug/kg	200	38.	1
Di-n-octylphthalate	ND		ug/kg	200	69.	1
Diethyl phthalate	ND		ug/kg	200	19.	1
Dimethyl phthalate	ND		ug/kg	200	42.	1
Benzo(a)anthracene	ND		ug/kg	120	23.	1
Benzo(a)pyrene	ND		ug/kg	160	49.	1

Project Name: 1111 ELMWOOD AVE. **Lab Number:** L1810895

Project Number: B039-018-001-004-002 **Report Date:** 04/05/18

SAMPLE RESULTS

Lab ID: L1810895-08 Date Collected: 03/29/18 13:25

Client ID: SW-14 Date Received: 03/29/18

Sample Location: BUFFALO, NY Field Prep: Not Specified

Sample Depth:

Parameter	Result	Qualifier	Units	RL	MDL	Dilution Factor
Semivolatile Organics by GC/MS - Westborough Lab						
Benzo(b)fluoranthene	ND		ug/kg	120	34.	1
Benzo(k)fluoranthene	ND		ug/kg	120	32.	1
Chrysene	ND		ug/kg	120	21.	1
Acenaphthylene	ND		ug/kg	160	31.	1
Anthracene	ND		ug/kg	120	40.	1
Benzo(ghi)perylene	ND		ug/kg	160	24.	1
Fluorene	ND		ug/kg	200	20.	1
Phenanthrene	ND		ug/kg	120	25.	1
Dibenzo(a,h)anthracene	ND		ug/kg	120	23.	1
Indeno(1,2,3-cd)pyrene	ND		ug/kg	160	28.	1
Pyrene	ND		ug/kg	120	20.	1
Biphenyl	ND		ug/kg	460	47.	1
4-Chloroaniline	ND		ug/kg	200	37.	1
2-Nitroaniline	ND		ug/kg	200	39.	1
3-Nitroaniline	ND		ug/kg	200	38.	1
4-Nitroaniline	ND		ug/kg	200	84.	1
Dibenzofuran	ND		ug/kg	200	19.	1
2-Methylnaphthalene	ND		ug/kg	240	24.	1
1,2,4,5-Tetrachlorobenzene	ND		ug/kg	200	21.	1
Acetophenone	ND		ug/kg	200	25.	1
2,4,6-Trichlorophenol	ND		ug/kg	120	38.	1
p-Chloro-m-cresol	ND		ug/kg	200	30.	1
2-Chlorophenol	ND		ug/kg	200	24.	1
2,4-Dichlorophenol	ND		ug/kg	180	32.	1
2,4-Dimethylphenol	ND		ug/kg	200	67.	1
2-Nitrophenol	ND		ug/kg	440	76.	1
4-Nitrophenol	ND		ug/kg	280	83.	1
2,4-Dinitrophenol	ND		ug/kg	970	94.	1
4,6-Dinitro-o-cresol	ND		ug/kg	530	97.	1
Pentachlorophenol	ND		ug/kg	160	44.	1
Phenol	ND		ug/kg	200	30.	1
2-Methylphenol	ND		ug/kg	200	31.	1
3-Methylphenol/4-Methylphenol	ND		ug/kg	290	32.	1
2,4,5-Trichlorophenol	ND		ug/kg	200	39.	1
Carbazole	ND		ug/kg	200	20.	1
Atrazine	ND		ug/kg	160	71.	1
Benzaldehyde	ND		ug/kg	270	55.	1

Project Name: 1111 ELMWOOD AVE. **Lab Number:** L1810895

Project Number: B039-018-001-004-002 **Report Date:** 04/05/18

SAMPLE RESULTS

Lab ID: L1810895-08 Date Collected: 03/29/18 13:25

Client ID: SW-14 Date Received: 03/29/18

Sample Location: BUFFALO, NY Field Prep: Not Specified

Sample Depth:

Parameter	Result	Qualifier	Units	RL	MDL	Dilution Factor
Semivolatile Organics by GC/MS - Westborough Lab						
Caprolactam	ND		ug/kg	200	62.	1
2,3,4,6-Tetrachlorophenol	ND		ug/kg	200	41.	1

Surrogate	% Recovery	Qualifier	Acceptance Criteria
2-Fluorophenol	75		25-120
Phenol-d6	77		10-120
Nitrobenzene-d5	74		23-120
2-Fluorobiphenyl	80		30-120
2,4,6-Tribromophenol	78		10-136
4-Terphenyl-d14	85		18-120

Project Name: 1111 ELMWOOD AVE.
Project Number: B039-018-001-004-002
Lab Number: L1810895
Report Date: 04/05/18

SAMPLE RESULTS

Lab ID: L1810895-09
Client ID: SW-15
Sample Location: BUFFALO, NY

Date Collected: 03/29/18 14:10
Date Received: 03/29/18
Field Prep: Not Specified

Sample Depth:
Matrix: Soil
Analytical Method: 1,8270D
Analytical Date: 04/04/18 04:06
Analyst: RC
Percent Solids: 73%

Extraction Method: EPA 3546
Extraction Date: 03/30/18 21:32

Parameter	Result	Qualifier	Units	RL	MDL	Dilution Factor
Semivolatile Organics by GC/MS - Westborough Lab						
Acenaphthene	ND		ug/kg	180	23.	1
Hexachlorobenzene	ND		ug/kg	130	25.	1
Bis(2-chloroethyl)ether	ND		ug/kg	200	30.	1
2-Chloronaphthalene	ND		ug/kg	220	22.	1
3,3'-Dichlorobenzidine	ND		ug/kg	220	60.	1
2,4-Dinitrotoluene	ND		ug/kg	220	45.	1
2,6-Dinitrotoluene	ND		ug/kg	220	38.	1
Fluoranthene	ND		ug/kg	130	26.	1
4-Chlorophenyl phenyl ether	ND		ug/kg	220	24.	1
4-Bromophenyl phenyl ether	ND		ug/kg	220	34.	1
Bis(2-chloroisopropyl)ether	ND		ug/kg	270	38.	1
Bis(2-chloroethoxy)methane	ND		ug/kg	240	22.	1
Hexachlorobutadiene	ND		ug/kg	220	33.	1
Hexachlorocyclopentadiene	ND		ug/kg	640	200	1
Hexachloroethane	ND		ug/kg	180	36.	1
Isophorone	ND		ug/kg	200	29.	1
Naphthalene	ND		ug/kg	220	27.	1
Nitrobenzene	ND		ug/kg	200	33.	1
NDPA/DPA	ND		ug/kg	180	26.	1
n-Nitrosodi-n-propylamine	ND		ug/kg	220	35.	1
Bis(2-ethylhexyl)phthalate	ND		ug/kg	220	78.	1
Butyl benzyl phthalate	ND		ug/kg	220	57.	1
Di-n-butylphthalate	ND		ug/kg	220	43.	1
Di-n-octylphthalate	ND		ug/kg	220	76.	1
Diethyl phthalate	ND		ug/kg	220	21.	1
Dimethyl phthalate	ND		ug/kg	220	47.	1
Benzo(a)anthracene	ND		ug/kg	130	25.	1
Benzo(a)pyrene	ND		ug/kg	180	55.	1

Project Name: 1111 ELMWOOD AVE. **Lab Number:** L1810895

Project Number: B039-018-001-004-002 **Report Date:** 04/05/18

SAMPLE RESULTS

Lab ID: L1810895-09 Date Collected: 03/29/18 14:10

Client ID: SW-15 Date Received: 03/29/18

Sample Location: BUFFALO, NY Field Prep: Not Specified

Sample Depth:

Parameter	Result	Qualifier	Units	RL	MDL	Dilution Factor
Semivolatile Organics by GC/MS - Westborough Lab						
Benzo(b)fluoranthene	ND		ug/kg	130	38.	1
Benzo(k)fluoranthene	ND		ug/kg	130	36.	1
Chrysene	ND		ug/kg	130	23.	1
Acenaphthylene	ND		ug/kg	180	35.	1
Anthracene	ND		ug/kg	130	44.	1
Benzo(ghi)perylene	ND		ug/kg	180	26.	1
Fluorene	ND		ug/kg	220	22.	1
Phenanthrene	ND		ug/kg	130	27.	1
Dibenzo(a,h)anthracene	ND		ug/kg	130	26.	1
Indeno(1,2,3-cd)pyrene	ND		ug/kg	180	31.	1
Pyrene	ND		ug/kg	130	22.	1
Biphenyl	ND		ug/kg	510	52.	1
4-Chloroaniline	ND		ug/kg	220	41.	1
2-Nitroaniline	ND		ug/kg	220	43.	1
3-Nitroaniline	ND		ug/kg	220	42.	1
4-Nitroaniline	ND		ug/kg	220	93.	1
Dibenzofuran	ND		ug/kg	220	21.	1
2-Methylnaphthalene	ND		ug/kg	270	27.	1
1,2,4,5-Tetrachlorobenzene	ND		ug/kg	220	23.	1
Acetophenone	ND		ug/kg	220	28.	1
2,4,6-Trichlorophenol	ND		ug/kg	130	43.	1
p-Chloro-m-cresol	ND		ug/kg	220	34.	1
2-Chlorophenol	ND		ug/kg	220	26.	1
2,4-Dichlorophenol	ND		ug/kg	200	36.	1
2,4-Dimethylphenol	ND		ug/kg	220	74.	1
2-Nitrophenol	ND		ug/kg	480	84.	1
4-Nitrophenol	ND		ug/kg	310	92.	1
2,4-Dinitrophenol	ND		ug/kg	1100	100	1
4,6-Dinitro-o-cresol	ND		ug/kg	580	110	1
Pentachlorophenol	ND		ug/kg	180	49.	1
Phenol	ND		ug/kg	220	34.	1
2-Methylphenol	ND		ug/kg	220	35.	1
3-Methylphenol/4-Methylphenol	ND		ug/kg	320	35.	1
2,4,5-Trichlorophenol	ND		ug/kg	220	43.	1
Carbazole	ND		ug/kg	220	22.	1
Atrazine	ND		ug/kg	180	79.	1
Benzaldehyde	ND		ug/kg	300	61.	1

Project Name: 1111 ELMWOOD AVE. **Lab Number:** L1810895

Project Number: B039-018-001-004-002 **Report Date:** 04/05/18

SAMPLE RESULTS

Lab ID: L1810895-09 Date Collected: 03/29/18 14:10

Client ID: SW-15 Date Received: 03/29/18

Sample Location: BUFFALO, NY Field Prep: Not Specified

Sample Depth:

Parameter	Result	Qualifier	Units	RL	MDL	Dilution Factor
Semivolatile Organics by GC/MS - Westborough Lab						
Caprolactam	ND		ug/kg	220	68.	1
2,3,4,6-Tetrachlorophenol	ND		ug/kg	220	45.	1

Surrogate	% Recovery	Qualifier	Acceptance Criteria
2-Fluorophenol	81		25-120
Phenol-d6	84		10-120
Nitrobenzene-d5	85		23-120
2-Fluorobiphenyl	92		30-120
2,4,6-Tribromophenol	90		10-136
4-Terphenyl-d14	103		18-120

Project Name: 1111 ELMWOOD AVE.
Project Number: B039-018-001-004-00

Lab Number: L1810895
Report Date: 04/05/18

Method Blank Analysis
Batch Quality Control

Analytical Method: 1,8270D
Analytical Date: 04/03/18 15:23
Analyst: TT

Extraction Method: EPA 3546
Extraction Date: 03/30/18 21:31

Parameter	Result	Qualifier	Units	RL	MDL
Semivolatile Organics by GC/MS - Westborough Lab for sample(s): 01-09 Batch: WG1102234-1					
Acenaphthene	ND		ug/kg	130	17.
Hexachlorobenzene	ND		ug/kg	98	18.
Bis(2-chloroethyl)ether	ND		ug/kg	150	22.
2-Chloronaphthalene	ND		ug/kg	160	16.
3,3'-Dichlorobenzidine	ND		ug/kg	160	44.
2,4-Dinitrotoluene	ND		ug/kg	160	33.
2,6-Dinitrotoluene	ND		ug/kg	160	28.
Fluoranthene	ND		ug/kg	98	19.
4-Chlorophenyl phenyl ether	ND		ug/kg	160	18.
4-Bromophenyl phenyl ether	ND		ug/kg	160	25.
Bis(2-chloroisopropyl)ether	ND		ug/kg	200	28.
Bis(2-chloroethoxy)methane	ND		ug/kg	180	16.
Hexachlorobutadiene	ND		ug/kg	160	24.
Hexachlorocyclopentadiene	ND		ug/kg	470	150
Hexachloroethane	ND		ug/kg	130	26.
Isophorone	ND		ug/kg	150	21.
Naphthalene	ND		ug/kg	160	20.
Nitrobenzene	ND		ug/kg	150	24.
NDPA/DPA	ND		ug/kg	130	19.
n-Nitrosodi-n-propylamine	ND		ug/kg	160	25.
Bis(2-ethylhexyl)phthalate	ND		ug/kg	160	57.
Butyl benzyl phthalate	ND		ug/kg	160	41.
Di-n-butylphthalate	ND		ug/kg	160	31.
Di-n-octylphthalate	ND		ug/kg	160	56.
Diethyl phthalate	ND		ug/kg	160	15.
Dimethyl phthalate	ND		ug/kg	160	34.
Benzo(a)anthracene	ND		ug/kg	98	18.
Benzo(a)pyrene	ND		ug/kg	130	40.
Benzo(b)fluoranthene	ND		ug/kg	98	28.

Project Name: 1111 ELMWOOD AVE.
Project Number: B039-018-001-004-00

Lab Number: L1810895
Report Date: 04/05/18

Method Blank Analysis
Batch Quality Control

Analytical Method: 1,8270D
Analytical Date: 04/03/18 15:23
Analyst: TT

Extraction Method: EPA 3546
Extraction Date: 03/30/18 21:31

Parameter	Result	Qualifier	Units	RL	MDL
Semivolatile Organics by GC/MS - Westborough Lab for sample(s): 01-09 Batch: WG1102234-1					
Benzo(k)fluoranthene	ND		ug/kg	98	26.
Chrysene	ND		ug/kg	98	17.
Acenaphthylene	ND		ug/kg	130	25.
Anthracene	ND		ug/kg	98	32.
Benzo(ghi)perylene	ND		ug/kg	130	19.
Fluorene	ND		ug/kg	160	16.
Phenanthrene	ND		ug/kg	98	20.
Dibenzo(a,h)anthracene	ND		ug/kg	98	19.
Indeno(1,2,3-cd)pyrene	ND		ug/kg	130	23.
Pyrene	ND		ug/kg	98	16.
Biphenyl	ND		ug/kg	370	38.
4-Chloroaniline	ND		ug/kg	160	30.
2-Nitroaniline	ND		ug/kg	160	32.
3-Nitroaniline	ND		ug/kg	160	31.
4-Nitroaniline	ND		ug/kg	160	68.
Dibenzofuran	ND		ug/kg	160	16.
2-Methylnaphthalene	ND		ug/kg	200	20.
1,2,4,5-Tetrachlorobenzene	ND		ug/kg	160	17.
Acetophenone	ND		ug/kg	160	20.
2,4,6-Trichlorophenol	ND		ug/kg	98	31.
p-Chloro-m-cresol	ND		ug/kg	160	24.
2-Chlorophenol	ND		ug/kg	160	19.
2,4-Dichlorophenol	ND		ug/kg	150	26.
2,4-Dimethylphenol	ND		ug/kg	160	54.
2-Nitrophenol	ND		ug/kg	350	62.
4-Nitrophenol	ND		ug/kg	230	67.
2,4-Dinitrophenol	ND		ug/kg	790	76.
4,6-Dinitro-o-cresol	ND		ug/kg	430	79.
Pentachlorophenol	ND		ug/kg	130	36.

Project Name: 1111 ELMWOOD AVE.
Project Number: B039-018-001-004-00

Lab Number: L1810895
Report Date: 04/05/18

Method Blank Analysis
Batch Quality Control

Analytical Method: 1,8270D
Analytical Date: 04/03/18 15:23
Analyst: TT

Extraction Method: EPA 3546
Extraction Date: 03/30/18 21:31

Parameter	Result	Qualifier	Units	RL	MDL
Semivolatile Organics by GC/MS - Westborough Lab for sample(s): 01-09 Batch: WG1102234-1					
Phenol	ND		ug/kg	160	25.
2-Methylphenol	ND		ug/kg	160	25.
3-Methylphenol/4-Methylphenol	ND		ug/kg	240	26.
2,4,5-Trichlorophenol	ND		ug/kg	160	31.
Carbazole	ND		ug/kg	160	16.
Atrazine	ND		ug/kg	130	57.
Benzaldehyde	ND		ug/kg	220	44.
Caprolactam	ND		ug/kg	160	50.
2,3,4,6-Tetrachlorophenol	ND		ug/kg	160	33.
Tentatively Identified Compounds					
No Tentatively Identified Compounds	ND		ug/kg		

Surrogate	%Recovery	Qualifier	Acceptance Criteria
2-Fluorophenol	86		25-120
Phenol-d6	91		10-120
Nitrobenzene-d5	77		23-120
2-Fluorobiphenyl	80		30-120
2,4,6-Tribromophenol	84		10-136
4-Terphenyl-d14	103		18-120

Lab Control Sample Analysis

Batch Quality Control

Project Name: 1111 ELMWOOD AVE.

Project Number: B039-018-001-004-002

Lab Number: L1810895

Report Date: 04/05/18

Parameter	LCS %Recovery	Qual	LCSD %Recovery	Qual	%Recovery Limits	RPD	Qual	RPD Limits
Semivolatile Organics by GC/MS - Westborough Lab Associated sample(s): 01-09 Batch: WG1102234-2 WG1102234-3								
Acenaphthene	72		78		31-137	8		50
Hexachlorobenzene	69		76		40-140	10		50
Bis(2-chloroethyl)ether	70		78		40-140	11		50
2-Chloronaphthalene	70		75		40-140	7		50
3,3'-Dichlorobenzidine	**39**	Q	40		40-140	3		50
2,4-Dinitrotoluene	83		90		40-132	8		50
2,6-Dinitrotoluene	80		88		40-140	10		50
Fluoranthene	78		86		40-140	10		50
4-Chlorophenyl phenyl ether	69		76		40-140	10		50
4-Bromophenyl phenyl ether	69		76		40-140	10		50
Bis(2-chloroisopropyl)ether	62		68		40-140	9		50
Bis(2-chloroethoxy)methane	75		81		40-117	8		50
Hexachlorobutadiene	58		65		40-140	11		50
Hexachlorocyclopentadiene	45		51		40-140	13		50
Hexachloroethane	63		70		40-140	11		50
Isophorone	80		88		40-140	10		50
Naphthalene	66		72		40-140	9		50
Nitrobenzene	70		76		40-140	8		50
NDPA/DPA	78		86		36-157	10		50
n-Nitrosodi-n-propylamine	79		85		32-121	7		50
Bis(2-ethylhexyl)phthalate	78		85		40-140	9		50
Butyl benzyl phthalate	81		90		40-140	11		50
Di-n-butylphthalate	84		93		40-140	10		50

Lab Control Sample Analysis

Batch Quality Control

Project Name: 1111 ELMWOOD AVE.

Project Number: B039-018-001-004-002

Lab Number: L1810895

Report Date: 04/05/18

Parameter	LCS %Recovery	Qual	LCSD %Recovery	Qual	%Recovery Limits	RPD	Qual	RPD Limits
Semivolatile Organics by GC/MS - Westborough Lab Associated sample(s): 01-09 Batch: WG1102234-2 WG1102234-3								
Di-n-octylphthalate	84		91		40-140	8		50
Diethyl phthalate	77		85		40-140	10		50
Dimethyl phthalate	76		82		40-140	8		50
Benzo(a)anthracene	76		84		40-140	10		50
Benzo(a)pyrene	86		94		40-140	9		50
Benzo(b)fluoranthene	85		91		40-140	7		50
Benzo(k)fluoranthene	80		88		40-140	10		50
Chrysene	73		79		40-140	8		50
Acenaphthylene	76		82		40-140	8		50
Anthracene	76		82		40-140	8		50
Benzo(ghi)perylene	82		91		40-140	10		50
Fluorene	74		81		40-140	9		50
Phenanthrene	72		80		40-140	11		50
Dibenzo(a,h)anthracene	83		91		40-140	9		50
Indeno(1,2,3-cd)pyrene	70		78		40-140	11		50
Pyrene	76		83		35-142	9		50
Biphenyl	70		75		54-104	7		50
4-Chloroaniline	68		63		40-140	8		50
2-Nitroaniline	82		91		47-134	10		50
3-Nitroaniline	50		56		26-129	11		50
4-Nitroaniline	79		87		41-125	10		50
Dibenzofuran	70		78		40-140	11		50
2-Methylnaphthalene	69		75		40-140	8		50

Lab Control Sample Analysis

Batch Quality Control

Project Name: 1111 ELMWOOD AVE.

Project Number: B039-018-001-004-002

Lab Number: L1810895

Report Date: 04/05/18

Parameter	LCS %Recovery	Qual	LCSD %Recovery	Qual	%Recovery Limits	RPD	Qual	RPD Limits
Semivolatile Organics by GC/MS - Westborough Lab Associated sample(s): 01-09 Batch: WG1102234-2 WG1102234-3								
1,2,4,5-Tetrachlorobenzene	65		70		40-117	7		50
Acetophenone	76		82		14-144	8		50
2,4,6-Trichlorophenol	82		89		30-130	8		50
p-Chloro-m-cresol	84		93		26-103	10		50
2-Chlorophenol	77		84		25-102	9		50
2,4-Dichlorophenol	82		88		30-130	7		50
2,4-Dimethylphenol	79		87		30-130	10		50
2-Nitrophenol	80		87		30-130	8		50
4-Nitrophenol	83		91		11-114	9		50
2,4-Dinitrophenol	29		24		4-130	19		50
4,6-Dinitro-o-cresol	67		66		10-130	2		50
Pentachlorophenol	61		65		17-109	6		50
Phenol	71		77		26-90	8		50
2-Methylphenol	81		89		30-130.	9		50
3-Methylphenol/4-Methylphenol	82		88		30-130	7		50
2,4,5-Trichlorophenol	78		85		30-130	9		50
Carbazole	85		92		54-128	8		50
Atrazine	77		84		40-140	9		50
Benzaldehyde	62		66		40-140	6		50
Caprolactam	76		80		15-130	5		50
2,3,4,6-Tetrachlorophenol	78		85		40-140	9		50

Lab Control Sample Analysis

Batch Quality Control

Project Name: 1111 ELMWOOD AVE.

Project Number: B039-018-001-004-002

Lab Number: L1810895

Report Date: 04/05/18

Parameter	LCS %Recovery	Qual	LCSD %Recovery	Qual	%Recovery Limits	RPD	Qual	RPD Limits
Semivolatile Organics by GC/MS - Westborough Lab Associated sample(s): 01-09 Batch: WG1102234-2 WG1102234-3								

Surrogate	LCS %Recovery	Qual	LCSD %Recovery	Qual	Acceptance Criteria
2-Fluorophenol	80		88		25-120
Phenol-d6	84		92		10-120
Nitrobenzene-d5	72		80		23-120
2-Fluorobiphenyl	72		80		30-120
2,4,6-Tribromophenol	80		88		10-136
4-Terphenyl-d14	82		93		18-120

METALS

Project Name: 1111 ELMWOOD AVE.
Lab Number: L1810895
Project Number: B039-018-001-004-002
Report Date: 04/05/18

SAMPLE RESULTS

Lab ID: L1810895-01
Client ID: B-23
Sample Location: BUFFALO, NY
Date Collected: 03/29/18 10:45
Date Received: 03/29/18
Field Prep: Not Specified

Sample Depth:
Matrix: Soil
Percent Solids: 81%

Parameter	Result	Qualifier	Units	RL	MDL	Dilution Factor	Date Prepared	Date Analyzed	Prep Method	Analytical Method	Analyst
Total Metals - Mansfield Lab											
Aluminum, Total	7740		mg/kg	9.42	2.54	2	03/30/18 20:38	04/04/18 17:34	EPA 3050B	1,6010C	LC
Antimony, Total	ND		mg/kg	4.71	0.358	2	03/30/18 20:38	04/04/18 17:34	EPA 3050B	1,6010C	LC
Arsenic, Total	2.52		mg/kg	0.942	0.196	2	03/30/18 20:38	04/04/18 17:34	EPA 3050B	1,6010C	LC
Barium, Total	65.9		mg/kg	0.942	0.164	2	03/30/18 20:38	04/04/18 17:34	EPA 3050B	1,6010C	LC
Beryllium, Total	0.301	J	mg/kg	0.471	0.031	2	03/30/18 20:38	04/04/18 17:34	EPA 3050B	1,6010C	LC
Cadmium, Total	ND		mg/kg	0.942	0.092	2	03/30/18 20:38	04/04/18 17:34	EPA 3050B	1,6010C	LC
Calcium, Total	49000		mg/kg	9.42	3.30	2	03/30/18 20:38	04/04/18 17:34	EPA 3050B	1,6010C	LC
Chromium, Total	10.6		mg/kg	0.942	0.090	2	03/30/18 20:38	04/04/18 17:34	EPA 3050B	1,6010C	LC
Cobalt, Total	5.45		mg/kg	1.88	0.156	2	03/30/18 20:38	04/04/18 17:34	EPA 3050B	1,6010C	LC
Copper, Total	12.1		mg/kg	0.942	0.243	2	03/30/18 20:38	04/04/18 17:34	EPA 3050B	1,6010C	LC
Iron, Total	11800		mg/kg	4.71	0.850	2	03/30/18 20:38	04/04/18 17:34	EPA 3050B	1,6010C	LC
Lead, Total	12.5		mg/kg	4.71	0.252	2	03/30/18 20:38	04/04/18 17:34	EPA 3050B	1,6010C	LC
Magnesium, Total	17800		mg/kg	9.42	1.45	2	03/30/18 20:38	04/04/18 17:34	EPA 3050B	1,6010C	LC
Manganese, Total	455		mg/kg	0.942	0.150	2	03/30/18 20:38	04/04/18 17:34	EPA 3050B	1,6010C	LC
Mercury, Total	0.029	J	mg/kg	0.078	0.017	1	03/31/18 08:00	04/03/18 17:39	EPA 7471B	1,7471B	EA
Nickel, Total	10.2		mg/kg	2.35	0.228	2	03/30/18 20:38	04/04/18 17:34	EPA 3050B	1,6010C	LC
Potassium, Total	960		mg/kg	235	13.6	2	03/30/18 20:38	04/04/18 17:34	EPA 3050B	1,6010C	LC
Selenium, Total	0.264	J	mg/kg	1.88	0.243	2	03/30/18 20:38	04/04/18 17:34	EPA 3050B	1,6010C	LC
Silver, Total	ND		mg/kg	0.942	0.266	2	03/30/18 20:38	04/04/18 17:34	EPA 3050B	1,6010C	LC
Sodium, Total	215		mg/kg	188	2.97	2	03/30/18 20:38	04/04/18 17:34	EPA 3050B	1,6010C	LC
Thallium, Total	ND		mg/kg	1.88	0.297	2	03/30/18 20:38	04/04/18 17:34	EPA 3050B	1,6010C	LC
Vanadium, Total	16.5		mg/kg	0.942	0.191	2	03/30/18 20:38	04/04/18 17:34	EPA 3050B	1,6010C	LC
Zinc, Total	60.1		mg/kg	4.71	0.276	2	03/30/18 20:38	04/04/18 17:34	EPA 3050B	1,6010C	LC

Project Name: 1111 ELMWOOD AVE.
Lab Number: L1810895
Project Number: B039-018-001-004-002
Report Date: 04/05/18

SAMPLE RESULTS

Lab ID: L1810895-02
Client ID: B-24
Sample Location: BUFFALO, NY
Date Collected: 03/29/18 10:49
Date Received: 03/29/18
Field Prep: Not Specified

Sample Depth:
Matrix: Soil
Percent Solids: 88%

Parameter	Result	Qualifier	Units	RL	MDL	Dilution Factor	Date Prepared	Date Analyzed	Prep Method	Analytical Method	Analyst
Total Metals - Mansfield Lab											
Aluminum, Total	6000		mg/kg	8.89	2.40	2	03/30/18 20:38	04/04/18 17:39	EPA 3050B	1,6010C	LC
Antimony, Total	ND		mg/kg	4.44	0.338	2	03/30/18 20:38	04/04/18 17:39	EPA 3050B	1,6010C	LC
Arsenic, Total	2.75		mg/kg	0.889	0.185	2	03/30/18 20:38	04/04/18 17:39	EPA 3050B	1,6010C	LC
Barium, Total	50.2		mg/kg	0.889	0.155	2	03/30/18 20:38	04/04/18 17:39	EPA 3050B	1,6010C	LC
Beryllium, Total	0.213	J	mg/kg	0.444	0.029	2	03/30/18 20:38	04/04/18 17:39	EPA 3050B	1,6010C	LC
Cadmium, Total	ND		mg/kg	0.889	0.087	2	03/30/18 20:38	04/04/18 17:39	EPA 3050B	1,6010C	LC
Calcium, Total	57000		mg/kg	8.89	3.11	2	03/30/18 20:38	04/04/18 17:39	EPA 3050B	1,6010C	LC
Chromium, Total	9.64		mg/kg	0.889	0.085	2	03/30/18 20:38	04/04/18 17:39	EPA 3050B	1,6010C	LC
Cobalt, Total	4.81		mg/kg	1.78	0.148	2	03/30/18 20:38	04/04/18 17:39	EPA 3050B	1,6010C	LC
Copper, Total	12.8		mg/kg	0.889	0.229	2	03/30/18 20:38	04/04/18 17:39	EPA 3050B	1,6010C	LC
Iron, Total	11400		mg/kg	4.44	0.802	2	03/30/18 20:38	04/04/18 17:39	EPA 3050B	1,6010C	LC
Lead, Total	16.8		mg/kg	4.44	0.238	2	03/30/18 20:38	04/04/18 17:39	EPA 3050B	1,6010C	LC
Magnesium, Total	20500		mg/kg	8.89	1.37	2	03/30/18 20:38	04/04/18 17:39	EPA 3050B	1,6010C	LC
Manganese, Total	328		mg/kg	0.889	0.141	2	03/30/18 20:38	04/04/18 17:39	EPA 3050B	1,6010C	LC
Mercury, Total	0.016	J	mg/kg	0.073	0.016	1	03/31/18 08:00	04/03/18 17:47	EPA 7471B	1,7471B	EA
Nickel, Total	9.19		mg/kg	2.22	0.215	2	03/30/18 20:38	04/04/18 17:39	EPA 3050B	1,6010C	LC
Potassium, Total	983		mg/kg	222	12.8	2	03/30/18 20:38	04/04/18 17:39	EPA 3050B	1,6010C	LC
Selenium, Total	0.462	J	mg/kg	1.78	0.229	2	03/30/18 20:38	04/04/18 17:39	EPA 3050B	1,6010C	LC
Silver, Total	ND		mg/kg	0.889	0.251	2	03/30/18 20:38	04/04/18 17:39	EPA 3050B	1,6010C	LC
Sodium, Total	178		mg/kg	178	2.80	2	03/30/18 20:38	04/04/18 17:39	EPA 3050B	1,6010C	LC
Thallium, Total	ND		mg/kg	1.78	0.280	2	03/30/18 20:38	04/04/18 17:39	EPA 3050B	1,6010C	LC
Vanadium, Total	15.1		mg/kg	0.889	0.180	2	03/30/18 20:38	04/04/18 17:39	EPA 3050B	1,6010C	LC
Zinc, Total	61.1		mg/kg	4.44	0.260	2	03/30/18 20:38	04/04/18 17:39	EPA 3050B	1,6010C	LC

Project Name: 1111 ELMWOOD AVE.
Lab Number: L1810895
Project Number: B039-018-001-004-002
Report Date: 04/05/18

SAMPLE RESULTS

Lab ID: L1810895-03
Client ID: B-25
Sample Location: BUFFALO, NY
Date Collected: 03/29/18 12:06
Date Received: 03/29/18
Field Prep: Not Specified

Sample Depth:
Matrix: Soil
Percent Solids: 65%

Parameter	Result	Qualifier	Units	RL	MDL	Dilution Factor	Date Prepared	Date Analyzed	Prep Method	Analytical Method	Analyst
Total Metals - Mansfield Lab											
Aluminum, Total	20800		mg/kg	12.0	3.26	2	03/30/18 20:38	04/04/18 17:43	EPA 3050B	1,6010C	LC
Antimony, Total	ND		mg/kg	6.03	0.458	2	03/30/18 20:38	04/04/18 17:43	EPA 3050B	1,6010C	LC
Arsenic, Total	4.63		mg/kg	1.20	0.251	2	03/30/18 20:38	04/04/18 17:43	EPA 3050B	1,6010C	LC
Barium, Total	166		mg/kg	1.20	0.210	2	03/30/18 20:38	04/04/18 17:43	EPA 3050B	1,6010C	LC
Beryllium, Total	1.02		mg/kg	0.603	0.040	2	03/30/18 20:38	04/04/18 17:43	EPA 3050B	1,6010C	LC
Cadmium, Total	0.386	J	mg/kg	1.20	0.118	2	03/30/18 20:38	04/04/18 17:43	EPA 3050B	1,6010C	LC
Calcium, Total	5900		mg/kg	12.0	4.22	2	03/30/18 20:38	04/04/18 17:43	EPA 3050B	1,6010C	LC
Chromium, Total	19.8		mg/kg	1.20	0.116	2	03/30/18 20:38	04/04/18 17:43	EPA 3050B	1,6010C	LC
Cobalt, Total	7.98		mg/kg	2.41	0.200	2	03/30/18 20:38	04/04/18 17:43	EPA 3050B	1,6010C	LC
Copper, Total	20.8		mg/kg	1.20	0.311	2	03/30/18 20:38	04/04/18 17:43	EPA 3050B	1,6010C	LC
Iron, Total	20300		mg/kg	6.03	1.09	2	03/30/18 20:38	04/04/18 17:43	EPA 3050B	1,6010C	LC
Lead, Total	32.8		mg/kg	6.03	0.323	2	03/30/18 20:38	04/04/18 17:43	EPA 3050B	1,6010C	LC
Magnesium, Total	3810		mg/kg	12.0	1.86	2	03/30/18 20:38	04/04/18 17:43	EPA 3050B	1,6010C	LC
Manganese, Total	1170		mg/kg	1.20	0.192	2	03/30/18 20:38	04/04/18 17:43	EPA 3050B	1,6010C	LC
Mercury, Total	0.251		mg/kg	0.098	0.021	1	03/31/18 08:00	04/03/18 17:48	EPA 7471B	1,7471B	EA
Nickel, Total	16.7		mg/kg	3.01	0.292	2	03/30/18 20:38	04/04/18 17:43	EPA 3050B	1,6010C	LC
Potassium, Total	1400		mg/kg	301	17.4	2	03/30/18 20:38	04/04/18 17:43	EPA 3050B	1,6010C	LC
Selenium, Total	0.844	J	mg/kg	2.41	0.311	2	03/30/18 20:38	04/04/18 17:43	EPA 3050B	1,6010C	LC
Silver, Total	ND		mg/kg	1.20	0.341	2	03/30/18 20:38	04/04/18 17:43	EPA 3050B	1,6010C	LC
Sodium, Total	219	J	mg/kg	241	3.80	2	03/30/18 20:38	04/04/18 17:43	EPA 3050B	1,6010C	LC
Thallium, Total	ND		mg/kg	2.41	0.380	2	03/30/18 20:38	04/04/18 17:43	EPA 3050B	1,6010C	LC
Vanadium, Total	29.6		mg/kg	1.20	0.245	2	03/30/18 20:38	04/04/18 17:43	EPA 3050B	1,6010C	LC
Zinc, Total	99.1		mg/kg	6.03	0.353	2	03/30/18 20:38	04/04/18 17:43	EPA 3050B	1,6010C	LC

Project Name: 1111 ELMWOOD AVE.
Lab Number: L1810895
Project Number: B039-018-001-004-002
Report Date: 04/05/18

SAMPLE RESULTS

Lab ID: L1810895-04
Client ID: B-26
Sample Location: BUFFALO, NY
Date Collected: 03/29/18 12:12
Date Received: 03/29/18
Field Prep: Not Specified

Sample Depth:
Matrix: Soil
Percent Solids: 86%

Parameter	Result	Qualifier	Units	RL	MDL	Dilution Factor	Date Prepared	Date Analyzed	Prep Method	Analytical Method	Analyst
Total Metals - Mansfield Lab											
Aluminum, Total	4890		mg/kg	8.91	2.40	2	03/30/18 20:38	04/04/18 17:47	EPA 3050B	1,6010C	LC
Antimony, Total	ND		mg/kg	4.45	0.338	2	03/30/18 20:38	04/04/18 17:47	EPA 3050B	1,6010C	LC
Arsenic, Total	2.54		mg/kg	0.891	0.185	2	03/30/18 20:38	04/04/18 17:47	EPA 3050B	1,6010C	LC
Barium, Total	44.6		mg/kg	0.891	0.155	2	03/30/18 20:38	04/04/18 17:47	EPA 3050B	1,6010C	LC
Beryllium, Total	0.169	J	mg/kg	0.445	0.029	2	03/30/18 20:38	04/04/18 17:47	EPA 3050B	1,6010C	LC
Cadmium, Total	ND		mg/kg	0.891	0.087	2	03/30/18 20:38	04/04/18 17:47	EPA 3050B	1,6010C	LC
Calcium, Total	60700		mg/kg	8.91	3.12	2	03/30/18 20:38	04/04/18 17:47	EPA 3050B	1,6010C	LC
Chromium, Total	7.83		mg/kg	0.891	0.086	2	03/30/18 20:38	04/04/18 17:47	EPA 3050B	1,6010C	LC
Cobalt, Total	4.24		mg/kg	1.78	0.148	2	03/30/18 20:38	04/04/18 17:47	EPA 3050B	1,6010C	LC
Copper, Total	10.7		mg/kg	0.891	0.230	2	03/30/18 20:38	04/04/18 17:47	EPA 3050B	1,6010C	LC
Iron, Total	9610		mg/kg	4.45	0.804	2	03/30/18 20:38	04/04/18 17:47	EPA 3050B	1,6010C	LC
Lead, Total	16.2		mg/kg	4.45	0.239	2	03/30/18 20:38	04/04/18 17:47	EPA 3050B	1,6010C	LC
Magnesium, Total	24900		mg/kg	8.91	1.37	2	03/30/18 20:38	04/04/18 17:47	EPA 3050B	1,6010C	LC
Manganese, Total	319		mg/kg	0.891	0.142	2	03/30/18 20:38	04/04/18 17:47	EPA 3050B	1,6010C	LC
Mercury, Total	0.018	J	mg/kg	0.073	0.015	1	03/31/18 08:00	04/03/18 17:50	EPA 7471B	1,7471B	EA
Nickel, Total	7.69		mg/kg	2.23	0.216	2	03/30/18 20:38	04/04/18 17:47	EPA 3050B	1,6010C	LC
Potassium, Total	731		mg/kg	223	12.8	2	03/30/18 20:38	04/04/18 17:47	EPA 3050B	1,6010C	LC
Selenium, Total	0.508	J	mg/kg	1.78	0.230	2	03/30/18 20:38	04/04/18 17:47	EPA 3050B	1,6010C	LC
Silver, Total	ND		mg/kg	0.891	0.252	2	03/30/18 20:38	04/04/18 17:47	EPA 3050B	1,6010C	LC
Sodium, Total	149	J	mg/kg	178	2.80	2	03/30/18 20:38	04/04/18 17:47	EPA 3050B	1,6010C	LC
Thallium, Total	ND		mg/kg	1.78	0.280	2	03/30/18 20:38	04/04/18 17:47	EPA 3050B	1,6010C	LC
Vanadium, Total	12.7		mg/kg	0.891	0.181	2	03/30/18 20:38	04/04/18 17:47	EPA 3050B	1,6010C	LC
Zinc, Total	51.6		mg/kg	4.45	0.261	2	03/30/18 20:38	04/04/18 17:47	EPA 3050B	1,6010C	LC

Project Name: 1111 ELMWOOD AVE.
Lab Number: L1810895
Project Number: B039-018-001-004-002
Report Date: 04/05/18

SAMPLE RESULTS

Lab ID: L1810895-05
Client ID: B-27
Sample Location: BUFFALO, NY
Date Collected: 03/29/18 13:20
Date Received: 03/29/18
Field Prep: Not Specified

Sample Depth:
Matrix: Soil
Percent Solids: 77%

Parameter	Result	Qualifier	Units	RL	MDL	Dilution Factor	Date Prepared	Date Analyzed	Prep Method	Analytical Method	Analyst
Total Metals - Mansfield Lab											
Aluminum, Total	16300		mg/kg	10.0	2.71	2	03/30/18 20:38	04/04/18 18:04	EPA 3050B	1,6010C	LC
Antimony, Total	ND		mg/kg	5.01	0.381	2	03/30/18 20:38	04/04/18 18:04	EPA 3050B	1,6010C	LC
Arsenic, Total	4.76		mg/kg	1.00	0.208	2	03/30/18 20:38	04/04/18 18:04	EPA 3050B	1,6010C	LC
Barium, Total	161		mg/kg	1.00	0.174	2	03/30/18 20:38	04/04/18 18:04	EPA 3050B	1,6010C	LC
Beryllium, Total	0.712		mg/kg	0.501	0.033	2	03/30/18 20:38	04/04/18 18:04	EPA 3050B	1,6010C	LC
Cadmium, Total	ND		mg/kg	1.00	0.098	2	03/30/18 20:38	04/04/18 18:04	EPA 3050B	1,6010C	LC
Calcium, Total	62000		mg/kg	10.0	3.51	2	03/30/18 20:38	04/04/18 18:04	EPA 3050B	1,6010C	LC
Chromium, Total	23.1		mg/kg	1.00	0.096	2	03/30/18 20:38	04/04/18 18:04	EPA 3050B	1,6010C	LC
Cobalt, Total	12.5		mg/kg	2.00	0.166	2	03/30/18 20:38	04/04/18 18:04	EPA 3050B	1,6010C	LC
Copper, Total	23.0		mg/kg	1.00	0.259	2	03/30/18 20:38	04/04/18 18:04	EPA 3050B	1,6010C	LC
Iron, Total	25100		mg/kg	5.01	0.905	2	03/30/18 20:38	04/04/18 18:04	EPA 3050B	1,6010C	LC
Lead, Total	9.22		mg/kg	5.01	0.269	2	03/30/18 20:38	04/04/18 18:04	EPA 3050B	1,6010C	LC
Magnesium, Total	11300		mg/kg	10.0	1.54	2	03/30/18 20:38	04/04/18 18:04	EPA 3050B	1,6010C	LC
Manganese, Total	393		mg/kg	1.00	0.159	2	03/30/18 20:38	04/04/18 18:04	EPA 3050B	1,6010C	LC
Mercury, Total	ND		mg/kg	0.081	0.017	1	03/31/18 08:00	04/03/18 17:52	EPA 7471B	1,7471B	EA
Nickel, Total	26.1		mg/kg	2.51	0.243	2	03/30/18 20:38	04/04/18 18:04	EPA 3050B	1,6010C	LC
Potassium, Total	2120		mg/kg	251	14.4	2	03/30/18 20:38	04/04/18 18:04	EPA 3050B	1,6010C	LC
Selenium, Total	0.501	J	mg/kg	2.00	0.259	2	03/30/18 20:38	04/04/18 18:04	EPA 3050B	1,6010C	LC
Silver, Total	ND		mg/kg	1.00	0.284	2	03/30/18 20:38	04/04/18 18:04	EPA 3050B	1,6010C	LC
Sodium, Total	190	J	mg/kg	200	3.16	2	03/30/18 20:38	04/04/18 18:04	EPA 3050B	1,6010C	LC
Thallium, Total	ND		mg/kg	2.00	0.316	2	03/30/18 20:38	04/04/18 18:04	EPA 3050B	1,6010C	LC
Vanadium, Total	29.6		mg/kg	1.00	0.204	2	03/30/18 20:38	04/04/18 18:04	EPA 3050B	1,6010C	LC
Zinc, Total	60.4		mg/kg	5.01	0.294	2	03/30/18 20:38	04/04/18 18:04	EPA 3050B	1,6010C	LC

Project Name: 1111 ELMWOOD AVE.
Lab Number: L1810895
Project Number: B039-018-001-004-002
Report Date: 04/05/18

SAMPLE RESULTS

Lab ID: L1810895-06
Client ID: B-28
Sample Location: BUFFALO, NY
Date Collected: 03/29/18 13:47
Date Received: 03/29/18
Field Prep: Not Specified

Sample Depth:
Matrix: Soil
Percent Solids: 76%

Parameter	Result	Qualifier	Units	RL	MDL	Dilution Factor	Date Prepared	Date Analyzed	Prep Method	Analytical Method	Analyst
Total Metals - Mansfield Lab											
Aluminum, Total	11900		mg/kg	9.90	2.67	2	03/30/18 20:38	04/04/18 18:08	EPA 3050B	1,6010C	LC
Antimony, Total	ND		mg/kg	4.95	0.376	2	03/30/18 20:38	04/04/18 18:08	EPA 3050B	1,6010C	LC
Arsenic, Total	3.78		mg/kg	0.990	0.206	2	03/30/18 20:38	04/04/18 18:08	EPA 3050B	1,6010C	LC
Barium, Total	82.1		mg/kg	0.990	0.172	2	03/30/18 20:38	04/04/18 18:08	EPA 3050B	1,6010C	LC
Beryllium, Total	0.465	J	mg/kg	0.495	0.033	2	03/30/18 20:38	04/04/18 18:08	EPA 3050B	1,6010C	LC
Cadmium, Total	ND		mg/kg	0.990	0.097	2	03/30/18 20:38	04/04/18 18:08	EPA 3050B	1,6010C	LC
Calcium, Total	232000		mg/kg	99.0	34.6	20	03/30/18 20:38	04/04/18 21:02	EPA 3050B	1,6010C	MC
Chromium, Total	16.0		mg/kg	0.990	0.095	2	03/30/18 20:38	04/04/18 18:08	EPA 3050B	1,6010C	LC
Cobalt, Total	10.8		mg/kg	1.98	0.164	2	03/30/18 20:38	04/04/18 18:08	EPA 3050B	1,6010C	LC
Copper, Total	16.4		mg/kg	0.990	0.255	2	03/30/18 20:38	04/04/18 18:08	EPA 3050B	1,6010C	LC
Iron, Total	19100		mg/kg	4.95	0.894	2	03/30/18 20:38	04/04/18 18:08	EPA 3050B	1,6010C	LC
Lead, Total	7.52		mg/kg	4.95	0.265	2	03/30/18 20:38	04/04/18 18:08	EPA 3050B	1,6010C	LC
Magnesium, Total	7170		mg/kg	9.90	1.52	2	03/30/18 20:38	04/04/18 18:08	EPA 3050B	1,6010C	LC
Manganese, Total	439		mg/kg	0.990	0.157	2	03/30/18 20:38	04/04/18 18:08	EPA 3050B	1,6010C	LC
Mercury, Total	0.027	J	mg/kg	0.083	0.018	1	03/31/18 08:00	04/03/18 17:58	EPA 7471B	1,7471B	EA
Nickel, Total	18.5		mg/kg	2.47	0.240	2	03/30/18 20:38	04/04/18 18:08	EPA 3050B	1,6010C	LC
Potassium, Total	1370		mg/kg	247	14.2	2	03/30/18 20:38	04/04/18 18:08	EPA 3050B	1,6010C	LC
Selenium, Total	0.366	J	mg/kg	1.98	0.255	2	03/30/18 20:38	04/04/18 18:08	EPA 3050B	1,6010C	LC
Silver, Total	ND		mg/kg	0.990	0.280	2	03/30/18 20:38	04/04/18 18:08	EPA 3050B	1,6010C	LC
Sodium, Total	127	J	mg/kg	198	3.12	2	03/30/18 20:38	04/04/18 18:08	EPA 3050B	1,6010C	LC
Thallium, Total	ND		mg/kg	1.98	0.312	2	03/30/18 20:38	04/04/18 18:08	EPA 3050B	1,6010C	LC
Vanadium, Total	21.6		mg/kg	0.990	0.201	2	03/30/18 20:38	04/04/18 18:08	EPA 3050B	1,6010C	LC
Zinc, Total	39.7		mg/kg	4.95	0.290	2	03/30/18 20:38	04/04/18 18:08	EPA 3050B	1,6010C	LC

Project Name: 1111 ELMWOOD AVE.
Lab Number: L1810895
Project Number: B039-018-001-004-002
Report Date: 04/05/18

SAMPLE RESULTS

Lab ID: L1810895-07
Client ID: SW-13
Sample Location: BUFFALO, NY
Date Collected: 03/29/18 11:06
Date Received: 03/29/18
Field Prep: Not Specified

Sample Depth:
Matrix: Soil
Percent Solids: 86%

Parameter	Result	Qualifier	Units	RL	MDL	Dilution Factor	Date Prepared	Date Analyzed	Prep Method	Analytical Method	Analyst
Total Metals - Mansfield Lab											
Aluminum, Total	7760		mg/kg	8.75	2.36	2	03/30/18 20:38	04/04/18 18:13	EPA 3050B	1,6010C	LC
Antimony, Total	ND		mg/kg	4.38	0.332	2	03/30/18 20:38	04/04/18 18:13	EPA 3050B	1,6010C	LC
Arsenic, Total	3.24		mg/kg	0.875	0.182	2	03/30/18 20:38	04/04/18 18:13	EPA 3050B	1,6010C	LC
Barium, Total	70.0		mg/kg	0.875	0.152	2	03/30/18 20:38	04/04/18 18:13	EPA 3050B	1,6010C	LC
Beryllium, Total	0.298	J	mg/kg	0.438	0.029	2	03/30/18 20:38	04/04/18 18:13	EPA 3050B	1,6010C	LC
Cadmium, Total	ND		mg/kg	0.875	0.086	2	03/30/18 20:38	04/04/18 18:13	EPA 3050B	1,6010C	LC
Calcium, Total	58400		mg/kg	8.75	3.06	2	03/30/18 20:38	04/04/18 18:13	EPA 3050B	1,6010C	LC
Chromium, Total	11.9		mg/kg	0.875	0.084	2	03/30/18 20:38	04/04/18 18:13	EPA 3050B	1,6010C	LC
Cobalt, Total	5.61		mg/kg	1.75	0.145	2	03/30/18 20:38	04/04/18 18:13	EPA 3050B	1,6010C	LC
Copper, Total	21.2		mg/kg	0.875	0.226	2	03/30/18 20:38	04/04/18 18:13	EPA 3050B	1,6010C	LC
Iron, Total	13900		mg/kg	4.38	0.790	2	03/30/18 20:38	04/04/18 18:13	EPA 3050B	1,6010C	LC
Lead, Total	29.3		mg/kg	4.38	0.234	2	03/30/18 20:38	04/04/18 18:13	EPA 3050B	1,6010C	LC
Magnesium, Total	19700		mg/kg	8.75	1.35	2	03/30/18 20:38	04/04/18 18:13	EPA 3050B	1,6010C	LC
Manganese, Total	359		mg/kg	0.875	0.139	2	03/30/18 20:38	04/04/18 18:13	EPA 3050B	1,6010C	LC
Mercury, Total	0.037	J	mg/kg	0.073	0.015	1	03/31/18 08:00	04/03/18 17:59	EPA 7471B	1,7471B	EA
Nickel, Total	12.0		mg/kg	2.19	0.212	2	03/30/18 20:38	04/04/18 18:13	EPA 3050B	1,6010C	LC
Potassium, Total	1210		mg/kg	219	12.6	2	03/30/18 20:38	04/04/18 18:13	EPA 3050B	1,6010C	LC
Selenium, Total	ND		mg/kg	1.75	0.226	2	03/30/18 20:38	04/04/18 18:13	EPA 3050B	1,6010C	LC
Silver, Total	ND		mg/kg	0.875	0.248	2	03/30/18 20:38	04/04/18 18:13	EPA 3050B	1,6010C	LC
Sodium, Total	195		mg/kg	175	2.76	2	03/30/18 20:38	04/04/18 18:13	EPA 3050B	1,6010C	LC
Thallium, Total	ND		mg/kg	1.75	0.276	2	03/30/18 20:38	04/04/18 18:13	EPA 3050B	1,6010C	LC
Vanadium, Total	16.9		mg/kg	0.875	0.178	2	03/30/18 20:38	04/04/18 18:13	EPA 3050B	1,6010C	LC
Zinc, Total	68.1		mg/kg	4.38	0.256	2	03/30/18 20:38	04/04/18 18:13	EPA 3050B	1,6010C	LC

Project Name: 1111 ELMWOOD AVE.
Lab Number: L1810895
Project Number: B039-018-001-004-002
Report Date: 04/05/18

SAMPLE RESULTS

Lab ID: L1810895-08
Client ID: SW-14
Sample Location: BUFFALO, NY
Date Collected: 03/29/18 13:25
Date Received: 03/29/18
Field Prep: Not Specified

Sample Depth:
Matrix: Soil
Percent Solids: 82%

Parameter	Result	Qualifier	Units	RL	MDL	Dilution Factor	Date Prepared	Date Analyzed	Prep Method	Analytical Method	Analyst
Total Metals - Mansfield Lab											
Aluminum, Total	14800		mg/kg	9.58	2.59	2	03/30/18 20:38	04/04/18 18:17	EPA 3050B	1,6010C	LC
Antimony, Total	ND		mg/kg	4.79	0.364	2	03/30/18 20:38	04/04/18 18:17	EPA 3050B	1,6010C	LC
Arsenic, Total	4.36		mg/kg	0.958	0.199	2	03/30/18 20:38	04/04/18 18:17	EPA 3050B	1,6010C	LC
Barium, Total	73.7		mg/kg	0.958	0.167	2	03/30/18 20:38	04/04/18 18:17	EPA 3050B	1,6010C	LC
Beryllium, Total	0.508		mg/kg	0.479	0.032	2	03/30/18 20:38	04/04/18 18:17	EPA 3050B	1,6010C	LC
Cadmium, Total	ND		mg/kg	0.958	0.094	2	03/30/18 20:38	04/04/18 18:17	EPA 3050B	1,6010C	LC
Calcium, Total	2530		mg/kg	9.58	3.36	2	03/30/18 20:38	04/04/18 18:17	EPA 3050B	1,6010C	LC
Chromium, Total	19.2		mg/kg	0.958	0.092	2	03/30/18 20:38	04/04/18 18:17	EPA 3050B	1,6010C	LC
Cobalt, Total	11.0		mg/kg	1.92	0.159	2	03/30/18 20:38	04/04/18 18:17	EPA 3050B	1,6010C	LC
Copper, Total	9.25		mg/kg	0.958	0.247	2	03/30/18 20:38	04/04/18 18:17	EPA 3050B	1,6010C	LC
Iron, Total	24000		mg/kg	4.79	0.866	2	03/30/18 20:38	04/04/18 18:17	EPA 3050B	1,6010C	LC
Lead, Total	13.7		mg/kg	4.79	0.257	2	03/30/18 20:38	04/04/18 18:17	EPA 3050B	1,6010C	LC
Magnesium, Total	3740		mg/kg	9.58	1.48	2	03/30/18 20:38	04/04/18 18:17	EPA 3050B	1,6010C	LC
Manganese, Total	413		mg/kg	0.958	0.152	2	03/30/18 20:38	04/04/18 18:17	EPA 3050B	1,6010C	LC
Mercury, Total	0.026	J	mg/kg	0.081	0.017	1	03/31/18 08:00	04/03/18 18:01	EPA 7471B	1,7471B	EA
Nickel, Total	14.7		mg/kg	2.40	0.232	2	03/30/18 20:38	04/04/18 18:17	EPA 3050B	1,6010C	LC
Potassium, Total	1070		mg/kg	240	13.8	2	03/30/18 20:38	04/04/18 18:17	EPA 3050B	1,6010C	LC
Selenium, Total	0.546	J	mg/kg	1.92	0.247	2	03/30/18 20:38	04/04/18 18:17	EPA 3050B	1,6010C	LC
Silver, Total	ND		mg/kg	0.958	0.271	2	03/30/18 20:38	04/04/18 18:17	EPA 3050B	1,6010C	LC
Sodium, Total	103	J	mg/kg	192	3.02	2	03/30/18 20:38	04/04/18 18:17	EPA 3050B	1,6010C	LC
Thallium, Total	ND		mg/kg	1.92	0.302	2	03/30/18 20:38	04/04/18 18:17	EPA 3050B	1,6010C	LC
Vanadium, Total	30.7		mg/kg	0.958	0.194	2	03/30/18 20:38	04/04/18 18:17	EPA 3050B	1,6010C	LC
Zinc, Total	54.6		mg/kg	4.79	0.281	2	03/30/18 20:38	04/04/18 18:17	EPA 3050B	1,6010C	LC

Project Name: 1111 ELMWOOD AVE.
Lab Number: L1810895
Project Number: B039-018-001-004-002
Report Date: 04/05/18

SAMPLE RESULTS

Lab ID: L1810895-09
Client ID: SW-15
Sample Location: BUFFALO, NY
Date Collected: 03/29/18 14:10
Date Received: 03/29/18
Field Prep: Not Specified

Sample Depth:
Matrix: Soil
Percent Solids: 73%

Parameter	Result	Qualifier	Units	RL	MDL	Dilution Factor	Date Prepared	Date Analyzed	Prep Method	Analytical Method	Analyst
Total Metals - Mansfield Lab											
Aluminum, Total	17100		mg/kg	10.4	2.81	2	03/30/18 20:38	04/04/18 18:21	EPA 3050B	1,6010C	LC
Antimony, Total	ND		mg/kg	5.20	0.395	2	03/30/18 20:38	04/04/18 18:21	EPA 3050B	1,6010C	LC
Arsenic, Total	5.63		mg/kg	1.04	0.216	2	03/30/18 20:38	04/04/18 18:21	EPA 3050B	1,6010C	LC
Barium, Total	133		mg/kg	1.04	0.181	2	03/30/18 20:38	04/04/18 18:21	EPA 3050B	1,6010C	LC
Beryllium, Total	0.780		mg/kg	0.520	0.034	2	03/30/18 20:38	04/04/18 18:21	EPA 3050B	1,6010C	LC
Cadmium, Total	ND		mg/kg	1.04	0.102	2	03/30/18 20:38	04/04/18 18:21	EPA 3050B	1,6010C	LC
Calcium, Total	36000		mg/kg	10.4	3.64	2	03/30/18 20:38	04/04/18 18:21	EPA 3050B	1,6010C	LC
Chromium, Total	24.0		mg/kg	1.04	0.100	2	03/30/18 20:38	04/04/18 18:21	EPA 3050B	1,6010C	LC
Cobalt, Total	11.4		mg/kg	2.08	0.173	2	03/30/18 20:38	04/04/18 18:21	EPA 3050B	1,6010C	LC
Copper, Total	28.6		mg/kg	1.04	0.268	2	03/30/18 20:38	04/04/18 18:21	EPA 3050B	1,6010C	LC
Iron, Total	26400		mg/kg	5.20	0.940	2	03/30/18 20:38	04/04/18 18:21	EPA 3050B	1,6010C	LC
Lead, Total	31.3		mg/kg	5.20	0.279	2	03/30/18 20:38	04/04/18 18:21	EPA 3050B	1,6010C	LC
Magnesium, Total	11000		mg/kg	10.4	1.60	2	03/30/18 20:38	04/04/18 18:21	EPA 3050B	1,6010C	LC
Manganese, Total	419		mg/kg	1.04	0.165	2	03/30/18 20:38	04/04/18 18:21	EPA 3050B	1,6010C	LC
Mercury, Total	0.046	J	mg/kg	0.086	0.018	1	03/31/18 08:00	04/03/18 18:03	EPA 7471B	1,7471B	EA
Nickel, Total	25.6		mg/kg	2.60	0.252	2	03/30/18 20:38	04/04/18 18:21	EPA 3050B	1,6010C	LC
Potassium, Total	2250		mg/kg	260	15.0	2	03/30/18 20:38	04/04/18 18:21	EPA 3050B	1,6010C	LC
Selenium, Total	0.791	J	mg/kg	2.08	0.268	2	03/30/18 20:38	04/04/18 18:21	EPA 3050B	1,6010C	LC
Silver, Total	ND		mg/kg	1.04	0.294	2	03/30/18 20:38	04/04/18 18:21	EPA 3050B	1,6010C	LC
Sodium, Total	125	J	mg/kg	208	3.28	2	03/30/18 20:38	04/04/18 18:21	EPA 3050B	1,6010C	LC
Thallium, Total	ND		mg/kg	2.08	0.328	2	03/30/18 20:38	04/04/18 18:21	EPA 3050B	1,6010C	LC
Vanadium, Total	31.0		mg/kg	1.04	0.211	2	03/30/18 20:38	04/04/18 18:21	EPA 3050B	1,6010C	LC
Zinc, Total	83.2		mg/kg	5.20	0.305	2	03/30/18 20:38	04/04/18 18:21	EPA 3050B	1,6010C	LC

Project Name: 1111 ELMWOOD AVE. **Lab Number:** L1810895

Project Number: B039-018-001-004-002 **Report Date:** 04/05/18

Method Blank Analysis
Batch Quality Control

Parameter	Result	Qualifier	Units	RL	MDL	Dilution Factor	Date Prepared	Date Analyzed	Analytical Method	Analyst
Total Metals - Mansfield Lab for sample(s): 01-09 Batch: WG1102200-1										
Aluminum, Total	ND		mg/kg	4.00	1.08	1	03/30/18 20:38	04/04/18 16:23	1,6010C	LC
Antimony, Total	ND		mg/kg	2.00	0.152	1	03/30/18 20:38	04/04/18 16:23	1,6010C	LC
Arsenic, Total	ND		mg/kg	0.400	0.083	1	03/30/18 20:38	04/04/18 16:23	1,6010C	LC
Barium, Total	ND		mg/kg	0.400	0.070	1	03/30/18 20:38	04/04/18 16:23	1,6010C	LC
Beryllium, Total	ND		mg/kg	0.200	0.013	1	03/30/18 20:38	04/04/18 16:23	1,6010C	LC
Cadmium, Total	ND		mg/kg	0.400	0.039	1	03/30/18 20:38	04/04/18 16:23	1,6010C	LC
Calcium, Total	ND		mg/kg	4.00	1.40	1	03/30/18 20:38	04/04/18 16:23	1,6010C	LC
Chromium, Total	ND		mg/kg	0.400	0.038	1	03/30/18 20:38	04/04/18 16:23	1,6010C	LC
Cobalt, Total	ND		mg/kg	0.800	0.066	1	03/30/18 20:38	04/04/18 16:23	1,6010C	LC
Copper, Total	ND		mg/kg	0.400	0.103	1	03/30/18 20:38	04/04/18 16:23	1,6010C	LC
Iron, Total	ND		mg/kg	2.00	0.361	1	03/30/18 20:38	04/04/18 16:23	1,6010C	LC
Lead, Total	ND		mg/kg	2.00	0.107	1	03/30/18 20:38	04/04/18 16:23	1,6010C	LC
Magnesium, Total	ND		mg/kg	4.00	0.616	1	03/30/18 20:38	04/04/18 16:23	1,6010C	LC
Manganese, Total	ND		mg/kg	0.400	0.064	1	03/30/18 20:38	04/04/18 16:23	1,6010C	LC
Nickel, Total	ND		mg/kg	1.00	0.097	1	03/30/18 20:38	04/04/18 16:23	1,6010C	LC
Potassium, Total	ND		mg/kg	100	5.76	1	03/30/18 20:38	04/04/18 16:23	1,6010C	LC
Selenium, Total	ND		mg/kg	0.800	0.103	1	03/30/18 20:38	04/04/18 16:23	1,6010C	LC
Silver, Total	ND		mg/kg	0.400	0.113	1	03/30/18 20:38	04/04/18 16:23	1,6010C	LC
Sodium, Total	ND		mg/kg	80.0	1.26	1	03/30/18 20:38	04/04/18 16:23	1,6010C	LC
Thallium, Total	ND		mg/kg	0.800	0.126	1	03/30/18 20:38	04/04/18 16:23	1,6010C	LC
Vanadium, Total	ND		mg/kg	0.400	0.081	1	03/30/18 20:38	04/04/18 16:23	1,6010C	LC
Zinc, Total	ND		mg/kg	2.00	0.117	1	03/30/18 20:38	04/04/18 16:23	1,6010C	LC

Prep Information

Digestion Method: EPA 3050B

Parameter	Result	Qualifier	Units	RL	MDL	Dilution Factor	Date Prepared	Date Analyzed	Analytical Method	Analyst
Total Metals - Mansfield Lab for sample(s): 01-09 Batch: WG1102295-1										
Mercury, Total	ND		mg/kg	0.083	0.018	1	03/31/18 08:00	04/03/18 17:36	1,7471B	EA

Project Name: 1111 ELMWOOD AVE.
Project Number: B039-018-001-004-002
Lab Number: L1810895
Report Date: 04/05/18

Method Blank Analysis
Batch Quality Control

Prep Information

Digestion Method: EPA 7471B

Lab Control Sample Analysis

Batch Quality Control

Project Name: 1111 ELMWOOD AVE.

Project Number: B039-018-001-004-002

Lab Number: L1810895

Report Date: 04/05/18

Parameter	LCS %Recovery	Qual	LCSD %Recovery	Qual	%Recovery Limits	RPD	Qual	RPD Limits
Total Metals - Mansfield Lab Associated sample(s): 01-09 Batch: WG1102200-2 SRM Lot Number: D098-540								
Aluminum, Total	76		-		47-153	-		
Antimony, Total	131		-		6-194	-		
Arsenic, Total	97		-		83-117	-		
Barium, Total	86		-		82-118	-		
Beryllium, Total	91		-		83-117	-		
Cadmium, Total	95		-		82-117	-		
Calcium, Total	85		-		81-118	-		
Chromium, Total	92		-		83-119	-		
Cobalt, Total	96		-		84-116	-		
Copper, Total	89		-		84-116	-		
Iron, Total	88		-		60-140	-		
Lead, Total	90		-		82-117	-		
Magnesium, Total	82		-		76-124	-		
Manganese, Total	86		-		82-118	-		
Nickel, Total	94		-		82-117	-		
Potassium, Total	79		-		69-131	-		
Selenium, Total	95		-		78-121	-		
Silver, Total	92		-		80-120	-		
Sodium, Total	88		-		74-126	-		
Thallium, Total	90		-		80-119	-		
Vanadium, Total	89		-		79-121	-		

Lab Control Sample Analysis

Batch Quality Control

Project Name: 1111 ELMWOOD AVE.

Project Number: B039-018-001-004-002

Lab Number: L1810895

Report Date: 04/05/18

Parameter	LCS %Recovery	LCSD %Recovery	%Recovery Limits	RPD	RPD Limits
Total Metals - Mansfield Lab Associated sample(s): 01-09 Batch: WG1102200-2 SRM Lot Number: D098-540					
Zinc, Total	95	-	81-119	-	
Total Metals - Mansfield Lab Associated sample(s): 01-09 Batch: WG1102295-2 SRM Lot Number: D098-540					
Mercury, Total	105	-	50-149	-	

Matrix Spike Analysis
Batch Quality Control

Project Name: 1111 ELMWOOD AVE.
Project Number: B039-018-001-004-002

Lab Number: L1810895
Report Date: 04/05/18

Parameter	Native Sample	MS Added	MS Found	MS %Recovery	Qual	MSD Found	MSD %Recovery	Qual	Recovery Limits	RPD	Qual	RPD Limits
Total Metals - Mansfield Lab Associated sample(s): 01-09 QC Batch ID: WG1102200-3 QC Sample: L1810817-01 Client ID: MS Sample												
Aluminum, Total	4950	191	6060	**581**	Q	-	-		75-125	-		20
Antimony, Total	ND	47.7	40.4	85		-	-		75-125	-		20
Arsenic, Total	1.81	11.4	12.2	91		-	-		75-125	-		20
Barium, Total	14.5	191	205	100		-	-		75-125	-		20
Beryllium, Total	0.121J	4.77	4.87	102		-	-		75-125	-		20
Cadmium, Total	ND	4.87	4.64	95		-	-		75-125	-		20
Calcium, Total	582.	955	1730	120		-	-		75-125	-		20
Chromium, Total	8.71	19.1	27.4	98		-	-		75-125	-		20
Cobalt, Total	0.651J	47.7	43.0	90		-	-		75-125	-		20
Copper, Total	2.52	23.9	27.0	102		-	-		75-125	-		20
Iron, Total	6490	95.5	6210	**0**	Q	-	-		75-125	-		20
Lead, Total	17.0	48.7	61.6	92		-	-		75-125	-		20
Magnesium, Total	338.	955	1300	101		-	-		75-125	-		20
Manganese, Total	24.7	47.7	80.4	117		-	-		75-125	-		20
Nickel, Total	1.37	47.7	44.2	90		-	-		75-125	-		20
Potassium, Total	229.	955	1320	114		-	-		75-125	-		20
Selenium, Total	0.237J	11.4	9.80	86		-	-		75-125	-		20
Silver, Total	ND	28.6	29.0	101		-	-		75-125	-		20
Sodium, Total	10.8J	955	996	104		-	-		75-125	-		20
Thallium, Total	ND	11.4	10.1	88		-	-		75-125	-		20
Vanadium, Total	11.2	47.7	58.4	99		-	-		75-125	-		20

Matrix Spike Analysis
Batch Quality Control

Project Name: 1111 ELMWOOD AVE.
Project Number: B039-018-001-004-002

Lab Number: L1810895
Report Date: 04/05/18

Parameter	Native Sample	MS Added	MS Found	MS %Recovery	MSD Found	MSD %Recovery	Recovery Limits	RPD	RPD Limits
Total Metals - Mansfield Lab Associated sample(s): 01-09 QC Batch ID: WG1102200-3 QC Sample: L1810817-01 Client ID: MS Sample									
Zinc, Total	16.2	47.7	65.4	103	-	-	75-125	-	20
Total Metals - Mansfield Lab Associated sample(s): 01-09 QC Batch ID: WG1102295-3 QC Sample: L1810895-01 Client ID: B-23									
Mercury, Total	0.029J	0.156	0.168	108	-	-	80-120	-	20

Lab Duplicate Analysis
Batch Quality Control

Project Name: 1111 ELMWOOD AVE.
Project Number: B039-018-001-004

Lab Number: L1810895
Report Date: 04/05/18

Parameter	Native Sample	Duplicate Sample	Units	RPD	Qual	RPD Limits
Total Metals - Mansfield Lab Associated sample(s): 01-09 QC Batch ID: WG1102200-4 QC Sample: L1810817-01 Client ID: DUP Sample						
Arsenic, Total	1.81	1.82	mg/kg	1		20
Lead, Total	17.0	16.6	mg/kg	2		20
Total Metals - Mansfield Lab Associated sample(s): 01-09 QC Batch ID: WG1102295-4 QC Sample: L1810895-01 Client ID: B-23						
Mercury, Total	0.029J	0.017J	mg/kg	NC		20

INORGANICS
&
MISCELLANEOUS

Project Name: 1111 ELMWOOD AVE.
Project Number: B039-018-001-004-002

Lab Number: L1810895
Report Date: 04/05/18

SAMPLE RESULTS

Lab ID: L1810895-01
Client ID: B-23
Sample Location: BUFFALO, NY

Date Collected: 03/29/18 10:45
Date Received: 03/29/18
Field Prep: Not Specified

Sample Depth:
Matrix: Soil

Parameter	Result	Qualifier	Units	RL	MDL	Dilution Factor	Date Prepared	Date Analyzed	Analytical Method	Analyst
General Chemistry - Westborough Lab										
Solids, Total	80.8		%	0.100	NA	1	-	03/30/18 11:12	121,2540G	RI

Project Name: 1111 ELMWOOD AVE.
Project Number: B039-018-001-004-002

Lab Number: L1810895
Report Date: 04/05/18

SAMPLE RESULTS

Lab ID: L1810895-02
Client ID: B-24
Sample Location: BUFFALO, NY

Date Collected: 03/29/18 10:49
Date Received: 03/29/18
Field Prep: Not Specified

Sample Depth:
Matrix: Soil

Parameter	Result	Qualifier	Units	RL	MDL	Dilution Factor	Date Prepared	Date Analyzed	Analytical Method	Analyst
General Chemistry - Westborough Lab										
Solids, Total	87.5		%	0.100	NA	1	-	03/30/18 11:12	121,2540G	RI

Project Name: 1111 ELMWOOD AVE.
Project Number: B039-018-001-004-002

Lab Number: L1810895
Report Date: 04/05/18

SAMPLE RESULTS

Lab ID: L1810895-03
Client ID: B-25
Sample Location: BUFFALO, NY

Date Collected: 03/29/18 12:06
Date Received: 03/29/18
Field Prep: Not Specified

Sample Depth:
Matrix: Soil

Parameter	Result	Qualifier	Units	RL	MDL	Dilution Factor	Date Prepared	Date Analyzed	Analytical Method	Analyst
General Chemistry - Westborough Lab										
Solids, Total	64.5		%	0.100	NA	1	-	03/30/18 11:12	121,2540G	RI

Project Name: 1111 ELMWOOD AVE.
Project Number: B039-018-001-004-002

Lab Number: L1810895
Report Date: 04/05/18

SAMPLE RESULTS

Lab ID: L1810895-04
Client ID: B-26
Sample Location: BUFFALO, NY

Date Collected: 03/29/18 12:12
Date Received: 03/29/18
Field Prep: Not Specified

Sample Depth:
Matrix: Soil

Parameter	Result	Qualifier	Units	RL	MDL	Dilution Factor	Date Prepared	Date Analyzed	Analytical Method	Analyst
General Chemistry - Westborough Lab										
Solids, Total	86.1		%	0.100	NA	1	-	03/30/18 11:12	121,2540G	RI

Project Name: 1111 ELMWOOD AVE.
Project Number: B039-018-001-004-002

Lab Number: L1810895
Report Date: 04/05/18

SAMPLE RESULTS

Lab ID: L1810895-05
Client ID: B-27
Sample Location: BUFFALO, NY

Date Collected: 03/29/18 13:20
Date Received: 03/29/18
Field Prep: Not Specified

Sample Depth:
Matrix: Soil

Parameter	Result	Qualifier	Units	RL	MDL	Dilution Factor	Date Prepared	Date Analyzed	Analytical Method	Analyst
General Chemistry - Westborough Lab										
Solids, Total	77.2		%	0.100	NA	1	-	03/30/18 11:12	121,2540G	RI

Project Name: 1111 ELMWOOD AVE.
Project Number: B039-018-001-004-002

Lab Number: L1810895
Report Date: 04/05/18

SAMPLE RESULTS

Lab ID: L1810895-06
Client ID: B-28
Sample Location: BUFFALO, NY

Date Collected: 03/29/18 13:47
Date Received: 03/29/18
Field Prep: Not Specified

Sample Depth:
Matrix: Soil

Parameter	Result	Qualifier	Units	RL	MDL	Dilution Factor	Date Prepared	Date Analyzed	Analytical Method	Analyst
General Chemistry - Westborough Lab										
Solids, Total	75.9		%	0.100	NA	1	-	03/30/18 11:12	121,2540G	RI

Project Name: 1111 ELMWOOD AVE.
Project Number: B039-018-001-004-002

Lab Number: L1810895
Report Date: 04/05/18

SAMPLE RESULTS

Lab ID: L1810895-07
Client ID: SW-13
Sample Location: BUFFALO, NY

Date Collected: 03/29/18 11:06
Date Received: 03/29/18
Field Prep: Not Specified

Sample Depth:
Matrix: Soil

Parameter	Result	Qualifier	Units	RL	MDL	Dilution Factor	Date Prepared	Date Analyzed	Analytical Method	Analyst
General Chemistry - Westborough Lab										
Solids, Total	86.3		%	0.100	NA	1	-	03/30/18 11:12	121,2540G	RI

Project Name: 1111 ELMWOOD AVE.
Project Number: B039-018-001-004-002

Lab Number: L1810895
Report Date: 04/05/18

SAMPLE RESULTS

Lab ID: L1810895-08
Client ID: SW-14
Sample Location: BUFFALO, NY

Date Collected: 03/29/18 13:25
Date Received: 03/29/18
Field Prep: Not Specified

Sample Depth:
Matrix: Soil

Parameter	Result	Qualifier	Units	RL	MDL	Dilution Factor	Date Prepared	Date Analyzed	Analytical Method	Analyst
General Chemistry - Westborough Lab										
Solids, Total	81.5		%	0.100	NA	1	-	03/30/18 11:12	121,2540G	RI

Project Name: 1111 ELMWOOD AVE.
Project Number: B039-018-001-004-002

Lab Number: L1810895
Report Date: 04/05/18

SAMPLE RESULTS

Lab ID: L1810895-09
Client ID: SW-15
Sample Location: BUFFALO, NY

Date Collected: 03/29/18 14:10
Date Received: 03/29/18
Field Prep: Not Specified

Sample Depth:
Matrix: Soil

Parameter	Result	Qualifier	Units	RL	MDL	Dilution Factor	Date Prepared	Date Analyzed	Analytical Method	Analyst
General Chemistry - Westborough Lab										
Solids, Total	73.3		%	0.100	NA	1	-	03/30/18 11:12	121,2540G	RI

Lab Duplicate Analysis
Batch Quality Control

Project Name: 1111 ELMWOOD AVE.
Project Number: B039-018-001-004

Lab Number: L1810895
Report Date: 04/05/18

Parameter	Native Sample	Duplicate Sample	Units	RPD	Qual	RPD Limits
General Chemistry - Westborough Lab Associated sample(s): 01-09 QC Batch ID: WG1102046-1 QC Sample: L1810895-01 Client ID: B-23						
Solids, Total	80.8	81.0	%	0		20

Project Name: 1111 ELMWOOD AVE.
Project Number: B039-018-001-004-002

Lab Number: L1810895
Report Date: 04/05/18

Sample Receipt and Container Information

Were project specific reporting limits specified? YES

Cooler Information

Cooler	Custody Seal
A	Absent

Container Information

Container ID	Container Type	Cooler	Initial pH	Final pH	Temp deg C	Pres	Seal	Frozen Date/Time	Analysis(*)
L1810895-01B	Glass 250ml/8oz unpreserved	A	NA		2.9	Y	Absent		NYTCL-8270(14),TS(7)
L1810895-01X	Glass 60ml unpreserved split	A	NA		2.9	Y	Absent		BE-TI(180),AS-TI(180),BA-TI(180),AG-TI(180),AL-TI(180),CR-TI(180),NI-TI(180),TL-TI(180),CU-TI(180),PB-TI(180),SB-TI(180),SE-TI(180),ZN-TI(180),CO-TI(180),V-TI(180),FE-TI(180),HG-T(28),MG-TI(180),MN-TI(180),CA-TI(180),CD-TI(180),K-TI(180),NA-TI(180)
L1810895-02B	Glass 250ml/8oz unpreserved	A	NA		2.9	Y	Absent		NYTCL-8270(14),TS(7)
L1810895-02X	Glass 60ml unpreserved split	A	NA		2.9	Y	Absent		BE-TI(180),AS-TI(180),BA-TI(180),AG-TI(180),AL-TI(180),CR-TI(180),NI-TI(180),TL-TI(180),CU-TI(180),PB-TI(180),SB-TI(180),SE-TI(180),ZN-TI(180),CO-TI(180),V-TI(180),FE-TI(180),HG-T(28),MG-TI(180),MN-TI(180),CA-TI(180),CD-TI(180),K-TI(180),NA-TI(180)
L1810895-03B	Glass 250ml/8oz unpreserved	A	NA		2.9	Y	Absent		NYTCL-8270(14),TS(7)
L1810895-03X	Glass 60ml unpreserved split	A	NA		2.9	Y	Absent		BE-TI(180),AS-TI(180),BA-TI(180),AG-TI(180),AL-TI(180),CR-TI(180),NI-TI(180),TL-TI(180),CU-TI(180),PB-TI(180),SB-TI(180),SE-TI(180),ZN-TI(180),CO-TI(180),V-TI(180),FE-TI(180),HG-T(28),MG-TI(180),MN-TI(180),CA-TI(180),CD-TI(180),K-TI(180),NA-TI(180)
L1810895-04B	Glass 250ml/8oz unpreserved	A	NA		2.9	Y	Absent		NYTCL-8270(14),TS(7)
L1810895-04X	Glass 60ml unpreserved split	A	NA		2.9	Y	Absent		BE-TI(180),AS-TI(180),BA-TI(180),AG-TI(180),AL-TI(180),CR-TI(180),NI-TI(180),TL-TI(180),CU-TI(180),PB-TI(180),SB-TI(180),SE-TI(180),ZN-TI(180),CO-TI(180),V-TI(180),FE-TI(180),HG-T(28),MG-TI(180),MN-TI(180),CA-TI(180),CD-TI(180),K-TI(180),NA-TI(180)
L1810895-05B	Glass 250ml/8oz unpreserved	A	NA		2.9	Y	Absent		NYTCL-8270(14),TS(7)
L1810895-05X	Glass 60ml unpreserved split	A	NA		2.9	Y	Absent		BE-TI(180),AS-TI(180),BA-TI(180),AG-TI(180),AL-TI(180),CR-TI(180),NI-TI(180),TL-TI(180),CU-TI(180),PB-TI(180),SB-TI(180),SE-TI(180),ZN-TI(180),CO-TI(180),V-TI(180),FE-TI(180),HG-T(28),MG-TI(180),MN-TI(180),CA-TI(180),CD-TI(180),K-TI(180),NA-TI(180)
L1810895-06B	Glass 250ml/8oz unpreserved	A	NA		2.9	Y	Absent		NYTCL-8270(14),TS(7)

*Values in parentheses indicate holding time in days

Project Name: 1111 ELMWOOD AVE.
Project Number: B039-018-001-004-002

Lab Number: L1810895
Report Date: 04/05/18

Container Information

Container ID	Container Type	Cooler	Initial pH	Final pH	Temp deg C	Pres	Seal	Frozen Date/Time	Analysis(*)
L1810895-06X	Glass 60ml unpreserved split	A	NA		2.9	Y	Absent		BE-TI(180),AS-TI(180),BA-TI(180),AG-TI(180),AL-TI(180),CR-TI(180),NI-TI(180),TL-TI(180),CU-TI(180),PB-TI(180),SB-TI(180),SE-TI(180),ZN-TI(180),CO-TI(180),V-TI(180),FE-TI(180),HG-T(28),MG-TI(180),MN-TI(180),CA-TI(180),CD-TI(180),K-TI(180),NA-TI(180)
L1810895-07B	Glass 250ml/8oz unpreserved	A	NA		2.9	Y	Absent		NYTCL-8270(14),TS(7)
L1810895-07X	Glass 60ml unpreserved split	A	NA		2.9	Y	Absent		BE-TI(180),AS-TI(180),BA-TI(180),AG-TI(180),AL-TI(180),CR-TI(180),NI-TI(180),TL-TI(180),CU-TI(180),PB-TI(180),SB-TI(180),SE-TI(180),ZN-TI(180),CO-TI(180),V-TI(180),FE-TI(180),HG-T(28),MG-TI(180),MN-TI(180),CA-TI(180),CD-TI(180),K-TI(180),NA-TI(180)
L1810895-08B	Glass 250ml/8oz unpreserved	A	NA		2.9	Y	Absent		NYTCL-8270(14),TS(7)
L1810895-08X	Glass 60ml unpreserved split	A	NA		2.9	Y	Absent		BE-TI(180),AS-TI(180),BA-TI(180),AG-TI(180),AL-TI(180),CR-TI(180),NI-TI(180),TL-TI(180),CU-TI(180),PB-TI(180),SB-TI(180),SE-TI(180),ZN-TI(180),CO-TI(180),V-TI(180),FE-TI(180),HG-T(28),MG-TI(180),MN-TI(180),CA-TI(180),CD-TI(180),K-TI(180),NA-TI(180)
L1810895-09B	Glass 250ml/8oz unpreserved	A	NA		2.9	Y	Absent		NYTCL-8270(14),TS(7)
L1810895-09X	Glass 60ml unpreserved split	A	NA		2.9	Y	Absent		BE-TI(180),AS-TI(180),BA-TI(180),AG-TI(180),AL-TI(180),CR-TI(180),NI-TI(180),TL-TI(180),CU-TI(180),PB-TI(180),SB-TI(180),SE-TI(180),ZN-TI(180),CO-TI(180),V-TI(180),FE-TI(180),HG-T(28),MG-TI(180),MN-TI(180),CA-TI(180),CD-TI(180),K-TI(180),NA-TI(180)

*Values in parentheses indicate holding time in days

Project Name:	1111 ELMWOOD AVE.	**Lab Number:**	L1810895
Project Number:	B039-018-001-004-002	**Report Date:**	04/05/18

GLOSSARY

Acronyms

EDL	- Estimated Detection Limit: This value represents the level to which target analyte concentrations are reported as estimated values, when those target analyte concentrations are quantified below the reporting limit (RL). The EDL includes any adjustments from dilutions, concentrations or moisture content, where applicable. The use of EDLs is specific to the analysis of PAHs using Solid-Phase Microextraction (SPME).
EPA	- Environmental Protection Agency.
LCS	- Laboratory Control Sample: A sample matrix, free from the analytes of interest, spiked with verified known amounts of analytes or a material containing known and verified amounts of analytes.
LCSD	- Laboratory Control Sample Duplicate: Refer to LCS.
LFB	- Laboratory Fortified Blank: A sample matrix, free from the analytes of interest, spiked with verified known amounts of analytes or a material containing known and verified amounts of analytes.
MDL	- Method Detection Limit: This value represents the level to which target analyte concentrations are reported as estimated values, when those target analyte concentrations are quantified below the reporting limit (RL). The MDL includes any adjustments from dilutions, concentrations or moisture content, where applicable.
MS	- Matrix Spike Sample: A sample prepared by adding a known mass of target analyte to a specified amount of matrix sample for which an independent estimate of target analyte concentration is available.
MSD	- Matrix Spike Sample Duplicate: Refer to MS.
NA	- Not Applicable.
NC	- Not Calculated: Term is utilized when one or more of the results utilized in the calculation are non-detect at the parameter's reporting unit.
NDPA/DPA	- N-Nitrosodiphenylamine/Diphenylamine.
NI	- Not Ignitable.
NP	- Non-Plastic: Term is utilized for the analysis of Atterberg Limits in soil.
RL	- Reporting Limit: The value at which an instrument can accurately measure an analyte at a specific concentration. The RL includes any adjustments from dilutions, concentrations or moisture content, where applicable.
RPD	- Relative Percent Difference: The results from matrix and/or matrix spike duplicates are primarily designed to assess the precision of analytical results in a given matrix and are expressed as relative percent difference (RPD). Values which are less than five times the reporting limit for any individual parameter are evaluated by utilizing the absolute difference between the values; although the RPD value will be provided in the report.
SRM	- Standard Reference Material: A reference sample of a known or certified value that is of the same or similar matrix as the associated field samples.
STLP	- Semi-dynamic Tank Leaching Procedure per EPA Method 1315.
TIC	- Tentatively Identified Compound: A compound that has been identified to be present and is not part of the target compound list (TCL) for the method and/or program. All TICs are qualitatively identified and reported as estimated concentrations.

Footnotes

1	- The reference for this analyte should be considered modified since this analyte is absent from the target analyte list of the original method.

Terms

Analytical Method: Both the document from which the method originates and the analytical reference method. (Example: EPA 8260B is shown as 1,8260B.) The codes for the reference method documents are provided in the References section of the Addendum.

Final pH: As it pertains to Sample Receipt & Container Information section of the report, Final pH reflects pH of container determined after adjustment at the laboratory, if applicable. If no adjustment required, value reflects Initial pH.

Frozen Date/Time: With respect to Volatile Organics in soil, Frozen Date/Time reflects the date/time at which associated Reagent Water-preserved vials were initially frozen. Note: If frozen date/time is beyond 48 hours from sample collection, value will be reflected in 'bold'.

Initial pH: As it pertains to Sample Receipt & Container Information section of the report, Initial pH reflects pH of container determined upon receipt, if applicable.

Total: With respect to Organic analyses, a 'Total' result is defined as the summation of results for individual isomers or Aroclors. If a 'Total' result is requested, the results of its individual components will also be reported. This is applicable to 'Total' results for methods 8260, 8081 and 8082.

Data Qualifiers

A	- Spectra identified as "Aldol Condensation Product".
B	- The analyte was detected above the reporting limit in the associated method blank. Flag only applies to associated field samples that have detectable concentrations of the analyte at less than ten times (10x) the concentration found in the blank. For MCP-related

Report Format: DU Report with 'J' Qualifiers

Project Name:	1111 ELMWOOD AVE.	**Lab Number:**	L1810895
Project Number:	B039-018-001-004-002	**Report Date:**	04/05/18

Data Qualifiers

projects, flag only applies to associated field samples that have detectable concentrations of the analyte at less than ten times (10x) the concentration found in the blank. For DOD-related projects, flag only applies to associated field samples that have detectable concentrations of the analyte at less than ten times (10x) the concentration found in the blank AND the analyte was detected above one-half the reporting limit (or above the reporting limit for common lab contaminants) in the associated method blank. For NJ-Air-related projects, flag only applies to associated field samples that have detectable concentrations of the analyte above the reporting limit. For NJ-related projects (excluding Air), flag only applies to associated field samples that have detectable concentrations of the analyte, which was detected above the reporting limit in the associated method blank or above five times the reporting limit for common lab contaminants (Phthalates, Acetone, Methylene Chloride, 2-Butanone).

C - Co-elution: The target analyte co-elutes with a known lab standard (i.e. surrogate, internal standards, etc.) for co-extracted analyses.

D - Concentration of analyte was quantified from diluted analysis. Flag only applies to field samples that have detectable concentrations of the analyte.

E - Concentration of analyte exceeds the range of the calibration curve and/or linear range of the instrument.

G - The concentration may be biased high due to matrix interferences (i.e, co-elution) with non-target compound(s). The result should be considered estimated.

H - The analysis of pH was performed beyond the regulatory-required holding time of 15 minutes from the time of sample collection.

I - The lower value for the two columns has been reported due to obvious interference.

M - Reporting Limit (RL) exceeds the MCP CAM Reporting Limit for this analyte.

NJ - Presumptive evidence of compound. This represents an estimated concentration for Tentatively Identified Compounds (TICs), where the identification is based on a mass spectral library search.

P - The RPD between the results for the two columns exceeds the method-specified criteria.

Q - The quality control sample exceeds the associated acceptance criteria. For DOD-related projects, LCS and/or Continuing Calibration Standard exceedences are also qualified on all associated sample results. Note: This flag is not applicable for matrix spike recoveries when the sample concentration is greater than 4x the spike added or for batch duplicate RPD when the sample concentrations are less than 5x the RL. (Metals only.)

R - Analytical results are from sample re-analysis.

RE - Analytical results are from sample re-extraction.

S - Analytical results are from modified screening analysis.

J - Estimated value. The Target analyte concentration is below the quantitation limit (RL), but above the Method Detection Limit (MDL) or Estimated Detection Limit (EDL) for SPME-related analyses. This represents an estimated concentration for Tentatively Identified Compounds (TICs).

ND - Not detected at the method detection limit (MDL) for the sample, or estimated detection limit (EDL) for SPME-related analyses.

Report Format: DU Report with 'J' Qualifiers

Project Name:	1111 ELMWOOD AVE.	**Lab Number:**	L1810895
Project Number:	B039-018-001-004-002	**Report Date:**	04/05/18

REFERENCES

1 Test Methods for Evaluating Solid Waste: Physical/Chemical Methods. EPA SW-846. Third Edition. Updates I - IV, 2007.

121 Standard Methods for the Examination of Water and Wastewater. APHA-AWWA-WEF. Standard Methods Online.

LIMITATION OF LIABILITIES

Alpha Analytical performs services with reasonable care and diligence normal to the analytical testing laboratory industry. In the event of an error, the sole and exclusive responsibility of Alpha Analytical shall be to re-perform the work at it's own expense. In no event shall Alpha Analytical be held liable for any incidental, consequential or special damages, including but not limited to, damages in any way connected with the use of, interpretation of, information or analysis provided by Alpha Analytical.

We strongly urge our clients to comply with EPA protocol regarding sample volume, preservation, cooling, containers, sampling procedures, holding time and splitting of samples in the field.

Certification Information

The following analytes are not included in our Primary NELAP Scope of Accreditation:

Westborough Facility
EPA 624: m/p-xylene, o-xylene
EPA 8260C: NPW: 1,2,4,5-Tetramethylbenzene; 4-Ethyltoluene, Azobenzene; SCM: Iodomethane (methyl iodide), Methyl methacrylate, 1,2,4,5-Tetramethylbenzene; 4-Ethyltoluene.
EPA 8270D: NPW: Dimethylnaphthalene,1,4-Diphenylhydrazine; SCM: Dimethylnaphthalene,1,4-Diphenylhydrazine.
EPA 300: DW: Bromide
EPA 6860: SCM: Perchlorate
EPA 9010: NPW and SCM: Amenable Cyanide Distillation
SM4500: NPW: Amenable Cyanide, Dissolved Oxygen; SCM: Total Phosphorus, TKN, NO2, NO3.

Mansfield Facility
SM 2540D: TSS
EPA 8082A: NPW: PCB: 1, 5, 31, 87,101, 110, 141, 151, 153, 180, 183, 187.
EPA TO-15: Halothane, 2,4,4-Trimethyl-2-pentene, 2,4,4-Trimethyl-1-pentene, Thiophene, 2-Methylthiophene, 3-Methylthiophene, 2-Ethylthiophene, 1,2,3-Trimethylbenzene, Indan, Indene, 1,2,4,5-Tetramethylbenzene, Benzothiophene, 1-Methylnaphthalene.
Biological Tissue Matrix: EPA 3050B

The following analytes are included in our Massachusetts DEP Scope of Accreditation

Westborough Facility:

Drinking Water
EPA 300.0: Chloride, Nitrate-N, Fluoride, Sulfate; **EPA 353.2**: Nitrate-N, Nitrite-N; **SM4500NO3-F**: Nitrate-N, Nitrite-N; **SM4500F-C, SM4500CN-CE, EPA 180.1, SM2130B, SM4500CI-D, SM2320B, SM2540C, SM4500H-B**
EPA 332: Perchlorate; **EPA 524.2:** THMs and VOCs; **EPA 504.1:** EDB, DBCP.
Microbiology: **SM9215B; SM9223-P/A, SM9223B-Colilert-QT,SM9222D**.

Non-Potable Water
SM4500H,B, EPA 120.1, SM2510B, SM2540C, SM2320B, SM4500CL-E, SM4500F-BC, SM4500NH3-BH: Ammonia-N and Kjeldahl-N, **EPA 350.1**: Ammonia-N, **LACHAT 10-107-06-1-B**: Ammonia-N, **EPA 351.1, SM4500NO3-F, EPA 353.2**: Nitrate-N**, EPA 351.1, SM4500P-E, SM4500P-B, E, SM4500SO4-E, SM5220D, EPA 410.4, SM5210B, SM5310C, SM4500CL-D, EPA 1664, EPA 420.1, SM4500-CN-CE, SM2540D.**
EPA 624: Volatile Halocarbons & Aromatics,
EPA 608: Chlordane, Toxaphene, Aldrin, alpha-BHC, beta-BHC, gamma-BHC, delta-BHC, Dieldrin, DDD, DDE, DDT, Endosulfan I, Endosulfan II, Endosulfan sulfate, Endrin, Endrin Aldehyde, Heptachlor, Heptachlor Epoxide, PCBs
EPA 625: SVOC (Acid/Base/Neutral Extractables), **EPA 600/4-81-045**: PCB-Oil.
Microbiology: **SM9223B-Colilert-QT; Enterolert-QT, SM9221E, SM9222D.**

Mansfield Facility:

Drinking Water
EPA 200.7: Al, Ba, Be, Cd, Cr, Cu, Mn, Ni, Na, Ag, Ca, Zn. **EPA 200.8:** Al, Sb, As, Ba, Be, Cd, Cr, Cu, Pb, Mn, Ni, Se, Ag, TL, Zn. **EPA 245.1** Hg.
EPA 522.

Non-Potable Water
EPA 200.7: Al, Sb, As, Be, Cd, Ca, Cr, Co, Cu, Fe, Pb, Mg, Mn, Mo, Ni, K, Se, Ag, Na, Sr, TL, Ti, V, Zn.
EPA 200.8: Al, Sb, As, Be, Cd, Cr, Cu, Pb, Mn, Ni, Se, Ag, TL, Zn.
EPA 245.1 Hg.
SM2340B

For a complete listing of analytes and methods, please contact your Alpha Project Manager.

NEW YORK CHAIN OF CUSTODY

ALPHA ANALYTICAL

Westborough, MA 01581
8 Walkup Dr.
TEL: 508-898-9220
FAX: 508-898-9193

Mansfield, MA 02048
320 Forbes Blvd
TEL: 508-822-9300
FAX: 508-822-3288

Service Centers
Mahwah, NJ 07430: 35 Whitney Rd, Suite 5
Albany, NY 12205: 14 Walker Way
Tonawanda, NY 14150: 275 Cooper Ave, Suite 105

Page 1 of 1

Date Rec'd In Lab: 3/30/18

ALPHA Job #: L1810895

Client Information
Client: Benchmark Env
Address: 2558 Hamburg Turnpike Lackawanna NY Suite 300
Phone: 716-818-8356
Fax: 716-856-0583
Email: TBchmk@Tmkny.lle

Project Information
Project Name: 1111 Elmwood Ave
Project Location: Buffalo NY
Project #: B039-018-001-004-002
(Use Project name as Project #) ☒
Project Manager: Chris Bono
ALPHAQuote #:

Turn-Around Time
Standard ☒ Due Date:
Rush (only if pre approved) ☐ # of Days:

Deliverables
☐ ASP-A ☐ ASP-B
☐ EQuIS (1 File) ☐ EQuIS (4 File)
☐ Other

Regulatory Requirement
☐ NY TOGS ☐ NY Part 375
☐ AWQ Standards ☐ NY CP-51
☐ NY Restricted Use ☐ Other
☐ NY Unrestricted Use
☐ NYC Sewer Discharge

Billing Information
☐ Same as Client Info
PO #

Disposal Site Information
Please identify below location of applicable disposal facilities.
Disposal Facility:
☐ NJ ☐ NY
☐ Other:

These samples have been previously analyzed by Alpha ☐

Other project specific requirements/comments:
CAT B

Please specify Metals or TAL.

ANALYSIS
TCL SVOC
TAL METALS

Sample Filtration
☐ Done
☐ Lab to do
Preservation
☐ Lab to do
(Please Specify below)

Total Bottle

ALPHA Lab ID (Lab Use Only)	Sample ID	Collection Date	Collection Time	Sample Matrix	Sampler's Initials	TCL SVOC	TAL METALS	Sample Specific Comments
10895 01	B-23	3/29/18	1645	SO:1	TAB	X	X	
02	B-24		1649			X	X	
03	B-25		1206			X	X	
04	B-26		1212			X	X	
05	B-27		1320			X	X	
06	B-28		1347			X	X	
07	SW-13		1106			X	X	
08	SW-14		1325			X	X	
09	SW-15		1410			X	X	

Container Type: A A
Preservative: A A

Preservative Code:
A = None
B = HCl
C = HNO_3
D = H_2SO_4
E = NaOH
F = MeOH
G = $NaHSO_4$
H = $Na_2S_2O_3$
K/E = Zn Ac/NaOH
O = Other

Container Code
P = Plastic
A = Amber Glass
V = Vial
G = Glass
B = Bacteria Cup
C = Cube
O = Other
E = Encore
D = BOD Bottle

Westboro: Certification No: MA935
Mansfield: Certification No: MA015

(Relinquished By:	Date/Time	Received By:	Date/Time
	3/29/18 15:53		
	3/29/18 16:10		3/30/18 0900

Please print clearly, legibly and completely. Samples can not be logged in and turnaround time clock will not start until any ambiguities are resolved. BY EXECUTING THIS COC, THE CLIENT HAS READ AND AGREES TO BE BOUND BY ALPHA'S TERMS & CONDITIONS. (See reverse side.)

Form No: 01-25 HC (rev. 30-Sept-2013)

ANALYTICAL REPORT

Lab Number:	L1811141
Client:	Benchmark & Turnkey Companies 2558 Hamburg Turnpike Suite 300 Buffalo, NY 14218
ATTN:	Chris Boron
Phone:	(716) 856-0599
Project Name:	1111 ELMWOOD AVE.
Project Number:	B0369-018-004-002
Report Date:	04/06/18

The original project report/data package is held by Alpha Analytical. This report/data package is paginated and should be reproduced only in its entirety. Alpha Analytical holds no responsibility for results and/or data that are not consistent with the original.

Certifications & Approvals: MA (M-MA086), NH NELAP (2064), NJ NELAP (MA935), CT (PH-0574), IL (200077), ME (MA00086), MD (348), NY (11148), NC (25700/666), PA (68-03671), RI (LAO00065), TX (T104704476), VT (VT-0935), VA (460195), USDA (Permit #P330-14-00197).

Eight Walkup Drive, Westborough, MA 01581-1019
508-898-9220 (Fax) 508-898-9193 800-624-9220 - www.alphalab.com

Project Name: 1111 ELMWOOD AVE.
Project Number: B0369-018-004-002

Lab Number: L1811141
Report Date: 04/06/18

Alpha Sample ID	Client ID	Matrix	Sample Location	Collection Date/Time	Receive Date
L1811141-01	B-29	SOIL	BUFFALO	03/30/18 08:25	03/30/18
L1811141-02	B-30	SOIL	BUFFALO	03/30/18 09:04	03/30/18
L1811141-03	BLIND DUP #3	SOIL	BUFFALO	03/30/18 12:00	03/30/18
L1811141-04	B-31	SOIL	BUFFALO	03/30/18 10:34	03/30/18
L1811141-05	B-32	SOIL	BUFFALO	03/30/18 11:28	03/30/18
L1811141-06	B-33	SOIL	BUFFALO	03/30/18 13:43	03/30/18

Project Name:	1111 ELMWOOD AVE.	**Lab Number:**	L1811141
Project Number:	B0369-018-004-002	**Report Date:**	04/06/18

Case Narrative

The samples were received in accordance with the Chain of Custody and no significant deviations were encountered during the preparation or analysis unless otherwise noted. Sample Receipt, Container Information, and the Chain of Custody are located at the back of the report.

Results contained within this report relate only to the samples submitted under this Alpha Lab Number and meet NELAP requirements for all NELAP accredited parameters unless otherwise noted in the following narrative. The data presented in this report is organized by parameter (i.e. VOC, SVOC, etc.). Sample specific Quality Control data (i.e. Surrogate Spike Recovery) is reported at the end of the target analyte list for each individual sample, followed by the Laboratory Batch Quality Control at the end of each parameter. Tentatively Identified Compounds (TICs), if requested, are reported for compounds identified to be present and are not part of the method/program Target Compound List, even if only a subset of the TCL are being reported. If a sample was re-analyzed or re-extracted due to a required quality control corrective action and if both sets of data are reported, the Laboratory ID of the re-analysis or re-extraction is designated with an "R" or "RE", respectively. When multiple Batch Quality Control elements are reported (e.g. more than one LCS), the associated samples for each element are noted in the grey shaded header line of each data table. Any Laboratory Batch, Sample Specific % recovery or RPD value that is outside the listed Acceptance Criteria is bolded in the report. All specific QC information is also incorporated in the Data Usability format of our Data Merger tool where it can be reviewed along with any associated usability implications. Soil/sediments, solids and tissues are reported on a dry weight basis unless otherwise noted. Definitions of all data qualifiers and acronyms used in this report are provided in the Glossary located at the back of the report.

In reference to questions H (CAM) or 4 (RCP) when "NO" is checked, the performance criteria for CAM and RCP methods allow for some quality control failures to occur and still be within method compliance. In these instances the specific failure is not narrated but noted in the associated QC table. The information is also incorporated in the Data Usability format of our Data Merger tool where it can be reviewed along with any associated usability implications.

Please see the associated ADEx data file for a comparison of laboratory reporting limits that were achieved with the regulatory Numerical Standards requested on the Chain of Custody.

HOLD POLICY
For samples submitted on hold, Alpha's policy is to hold samples (with the exception of Air canisters) free of charge for 21 calendar days from the date the project is completed. After 21 calendar days, we will dispose of all samples submitted including those put on hold unless you have contacted your Client Service Representative and made arrangements for Alpha to continue to hold the samples. Air canisters will be disposed after 3 business days from the date the project is completed.

Please contact Client Services at 800-624-9220 with any questions.

Project Name:	1111 ELMWOOD AVE.	**Lab Number:**	L1811141
Project Number:	B0369-018-004-002	**Report Date:**	04/06/18

Case Narrative (continued)

Report Submission

All non-detect (ND) or estimated concentrations (J-qualified) have been quantitated to the limit noted in the MDL column.

Total Metals

L1811141-01 through -06: The sample has elevated detection limits for all elements, with the exception of mercury, due to the dilution required by matrix interferences encountered during analysis.

The WG1102872-3/-4 MS/MSD recoveries, performed on L1811141-04, are outside the acceptance criteria for mercury (130%/139%). A post digestion spike was performed and was within acceptance criteria.

The WG1103180-3/-4 MS/MSD recoveries for aluminum (497%/147%), calcium (171%/0%), iron (0%/0%), magnesium (36%/0%) and and manganese (MSD at 0%), performed on L1811141-04, do not apply because the sample concentrations are greater than four times the spike amounts added.

The WG1103180-3/-4 MS/MSD recoveries, performed on L1811141-04, are outside the acceptance criteria for antimony (58%/57%), arsenic (74%/71%), barium (70%/67%), beryllium (69%/69%), cadmium (64%/62%), chromium (68%/69%), cobalt (61%/59%), copper (67%/69%), lead (59%/54%), nickel (61%/57%), selenium (67%/69%), sodium (MSD at 73%), thallium (56%/56%), vanadium (73%/74%) and zinc (66%/67%). A post digestion spike was performed and yielded unacceptable recoveries for antimony (58%), arsenic (62%), beryllium (75%), cadmium (52%), chromium (70%), cobalt (51%), copper (74%), lead (52%), nickel (50%), selenium (66%), thallium (47%), vanadium (76%) and zinc (51%). This has been attributed to sample matrix.

The WG1103180-3/-4 MS/MSD RPDs for calcium (33%) and manganese (26%), performed on L1811141-04, are above the acceptance criteria.

I, the undersigned, attest under the pains and penalties of perjury that, to the best of my knowledge and belief and based upon my personal inquiry of those responsible for providing the information contained in this analytical report, such information is accurate and complete. This certificate of analysis is not complete unless this page accompanies any and all pages of this report.

Authorized Signature:  Michelle M. Morris

Title: Technical Director/Representative Date: 04/06/18

ORGANICS

SEMIVOLATILES

Project Name: 1111 ELMWOOD AVE.
Project Number: B0369-018-004-002
Lab Number: L1811141
Report Date: 04/06/18

SAMPLE RESULTS

Lab ID: L1811141-01
Client ID: B-29
Sample Location: BUFFALO

Date Collected: 03/30/18 08:25
Date Received: 03/30/18
Field Prep: Not Specified

Sample Depth:
Matrix: Soil
Analytical Method: 1,8270D
Analytical Date: 04/05/18 18:09
Analyst: EK
Percent Solids: 79%

Extraction Method: EPA 3546
Extraction Date: 04/03/18 09:16

Parameter	Result	Qualifier	Units	RL	MDL	Dilution Factor
Semivolatile Organics by GC/MS - Westborough Lab						
Acenaphthene	ND		ug/kg	160	21.	1
Hexachlorobenzene	ND		ug/kg	120	23.	1
Bis(2-chloroethyl)ether	ND		ug/kg	180	28.	1
2-Chloronaphthalene	ND		ug/kg	200	20.	1
3,3'-Dichlorobenzidine	ND		ug/kg	200	55.	1
2,4-Dinitrotoluene	ND		ug/kg	200	41.	1
2,6-Dinitrotoluene	ND		ug/kg	200	35.	1
Fluoranthene	ND		ug/kg	120	24.	1
4-Chlorophenyl phenyl ether	ND		ug/kg	200	22.	1
4-Bromophenyl phenyl ether	ND		ug/kg	200	31.	1
Bis(2-chloroisopropyl)ether	ND		ug/kg	250	35.	1
Bis(2-chloroethoxy)methane	ND		ug/kg	220	21.	1
Hexachlorobutadiene	ND		ug/kg	200	30.	1
Hexachlorocyclopentadiene	ND		ug/kg	590	190	1
Hexachloroethane	ND		ug/kg	160	33.	1
Isophorone	ND		ug/kg	180	27.	1
Naphthalene	ND		ug/kg	200	25.	1
Nitrobenzene	ND		ug/kg	180	30.	1
NDPA/DPA	ND		ug/kg	160	23.	1
n-Nitrosodi-n-propylamine	ND		ug/kg	200	32.	1
Bis(2-ethylhexyl)phthalate	ND		ug/kg	200	71.	1
Butyl benzyl phthalate	ND		ug/kg	200	52.	1
Di-n-butylphthalate	ND		ug/kg	200	39.	1
Di-n-octylphthalate	ND		ug/kg	200	70.	1
Diethyl phthalate	ND		ug/kg	200	19.	1
Dimethyl phthalate	ND		ug/kg	200	43.	1
Benzo(a)anthracene	ND		ug/kg	120	23.	1
Benzo(a)pyrene	ND		ug/kg	160	50.	1

Project Name: 1111 ELMWOOD AVE. **Lab Number:** L1811141

Project Number: B0369-018-004-002 **Report Date:** 04/06/18

SAMPLE RESULTS

Lab ID: L1811141-01 Date Collected: 03/30/18 08:25

Client ID: B-29 Date Received: 03/30/18

Sample Location: BUFFALO Field Prep: Not Specified

Sample Depth:

Parameter	Result	Qualifier	Units	RL	MDL	Dilution Factor
Semivolatile Organics by GC/MS - Westborough Lab						
Benzo(b)fluoranthene	ND		ug/kg	120	35.	1
Benzo(k)fluoranthene	ND		ug/kg	120	33.	1
Chrysene	ND		ug/kg	120	21.	1
Acenaphthylene	ND		ug/kg	160	32.	1
Anthracene	ND		ug/kg	120	40.	1
Benzo(ghi)perylene	ND		ug/kg	160	24.	1
Fluorene	ND		ug/kg	200	20.	1
Phenanthrene	ND		ug/kg	120	25.	1
Dibenzo(a,h)anthracene	ND		ug/kg	120	24.	1
Indeno(1,2,3-cd)pyrene	ND		ug/kg	160	29.	1
Pyrene	ND		ug/kg	120	20.	1
Biphenyl	ND		ug/kg	470	48.	1
4-Chloroaniline	ND		ug/kg	200	37.	1
2-Nitroaniline	ND		ug/kg	200	40.	1
3-Nitroaniline	ND		ug/kg	200	39.	1
4-Nitroaniline	ND		ug/kg	200	85.	1
Dibenzofuran	ND		ug/kg	200	19.	1
2-Methylnaphthalene	ND		ug/kg	250	25.	1
1,2,4,5-Tetrachlorobenzene	ND		ug/kg	200	22.	1
Acetophenone	ND		ug/kg	200	25.	1
2,4,6-Trichlorophenol	ND		ug/kg	120	39.	1
p-Chloro-m-cresol	ND		ug/kg	200	31.	1
2-Chlorophenol	ND		ug/kg	200	24.	1
2,4-Dichlorophenol	ND		ug/kg	180	33.	1
2,4-Dimethylphenol	ND		ug/kg	200	68.	1
2-Nitrophenol	ND		ug/kg	440	77.	1
4-Nitrophenol	ND		ug/kg	290	84.	1
2,4-Dinitrophenol	ND		ug/kg	990	96.	1
4,6-Dinitro-o-cresol	ND		ug/kg	540	99.	1
Pentachlorophenol	ND		ug/kg	160	45.	1
Phenol	ND		ug/kg	200	31.	1
2-Methylphenol	ND		ug/kg	200	32.	1
3-Methylphenol/4-Methylphenol	ND		ug/kg	300	32.	1
2,4,5-Trichlorophenol	ND		ug/kg	200	39.	1
Carbazole	ND		ug/kg	200	20.	1
Atrazine	ND		ug/kg	160	72.	1
Benzaldehyde	ND		ug/kg	270	56.	1

Project Name: 1111 ELMWOOD AVE. **Lab Number:** L1811141

Project Number: B0369-018-004-002 **Report Date:** 04/06/18

SAMPLE RESULTS

Lab ID: L1811141-01 Date Collected: 03/30/18 08:25

Client ID: B-29 Date Received: 03/30/18

Sample Location: BUFFALO Field Prep: Not Specified

Sample Depth:

Parameter	Result	Qualifier	Units	RL	MDL	Dilution Factor
Semivolatile Organics by GC/MS - Westborough Lab						
Caprolactam	ND		ug/kg	200	63.	1
2,3,4,6-Tetrachlorophenol	ND		ug/kg	200	42.	1

Surrogate	% Recovery	Qualifier	Acceptance Criteria
2-Fluorophenol	87		25-120
Phenol-d6	92		10-120
Nitrobenzene-d5	92		23-120
2-Fluorobiphenyl	84		30-120
2,4,6-Tribromophenol	85		10-136
4-Terphenyl-d14	76		18-120

Project Name: 1111 ELMWOOD AVE. **Lab Number:** L1811141

Project Number: B0369-018-004-002 **Report Date:** 04/06/18

SAMPLE RESULTS

Lab ID: L1811141-02
Client ID: B-30
Sample Location: BUFFALO

Date Collected: 03/30/18 09:04
Date Received: 03/30/18
Field Prep: Not Specified

Sample Depth:
Matrix: Soil
Analytical Method: 1,8270D
Analytical Date: 04/05/18 18:35
Analyst: EK
Percent Solids: 81%

Extraction Method: EPA 3546
Extraction Date: 04/03/18 09:16

Parameter	Result	Qualifier	Units	RL	MDL	Dilution Factor
Semivolatile Organics by GC/MS - Westborough Lab						
Acenaphthene	ND		ug/kg	160	21.	1
Hexachlorobenzene	ND		ug/kg	120	23.	1
Bis(2-chloroethyl)ether	ND		ug/kg	180	28.	1
2-Chloronaphthalene	ND		ug/kg	200	20.	1
3,3'-Dichlorobenzidine	ND		ug/kg	200	54.	1
2,4-Dinitrotoluene	ND		ug/kg	200	41.	1
2,6-Dinitrotoluene	ND		ug/kg	200	35.	1
Fluoranthene	ND		ug/kg	120	23.	1
4-Chlorophenyl phenyl ether	ND		ug/kg	200	22.	1
4-Bromophenyl phenyl ether	ND		ug/kg	200	31.	1
Bis(2-chloroisopropyl)ether	ND		ug/kg	240	35.	1
Bis(2-chloroethoxy)methane	ND		ug/kg	220	20.	1
Hexachlorobutadiene	ND		ug/kg	200	30.	1
Hexachlorocyclopentadiene	ND		ug/kg	580	180	1
Hexachloroethane	ND		ug/kg	160	33.	1
Isophorone	ND		ug/kg	180	26.	1
Naphthalene	ND		ug/kg	200	25.	1
Nitrobenzene	ND		ug/kg	180	30.	1
NDPA/DPA	ND		ug/kg	160	23.	1
n-Nitrosodi-n-propylamine	ND		ug/kg	200	31.	1
Bis(2-ethylhexyl)phthalate	ND		ug/kg	200	70.	1
Butyl benzyl phthalate	ND		ug/kg	200	51.	1
Di-n-butylphthalate	ND		ug/kg	200	38.	1
Di-n-octylphthalate	ND		ug/kg	200	69.	1
Diethyl phthalate	ND		ug/kg	200	19.	1
Dimethyl phthalate	ND		ug/kg	200	43.	1
Benzo(a)anthracene	ND		ug/kg	120	23.	1
Benzo(a)pyrene	ND		ug/kg	160	50.	1

Project Name: 1111 ELMWOOD AVE. **Lab Number:** L1811141

Project Number: B0369-018-004-002 **Report Date:** 04/06/18

SAMPLE RESULTS

Lab ID: L1811141-02 Date Collected: 03/30/18 09:04

Client ID: B-30 Date Received: 03/30/18

Sample Location: BUFFALO Field Prep: Not Specified

Sample Depth:

Parameter	Result	Qualifier	Units	RL	MDL	Dilution Factor
Semivolatile Organics by GC/MS - Westborough Lab						
Benzo(b)fluoranthene	ND		ug/kg	120	34.	1
Benzo(k)fluoranthene	ND		ug/kg	120	32.	1
Chrysene	ND		ug/kg	120	21.	1
Acenaphthylene	ND		ug/kg	160	31.	1
Anthracene	ND		ug/kg	120	40.	1
Benzo(ghi)perylene	ND		ug/kg	160	24.	1
Fluorene	ND		ug/kg	200	20.	1
Phenanthrene	ND		ug/kg	120	25.	1
Dibenzo(a,h)anthracene	ND		ug/kg	120	24.	1
Indeno(1,2,3-cd)pyrene	ND		ug/kg	160	28.	1
Pyrene	ND		ug/kg	120	20.	1
Biphenyl	ND		ug/kg	460	47.	1
4-Chloroaniline	ND		ug/kg	200	37.	1
2-Nitroaniline	ND		ug/kg	200	39.	1
3-Nitroaniline	ND		ug/kg	200	38.	1
4-Nitroaniline	ND		ug/kg	200	84.	1
Dibenzofuran	ND		ug/kg	200	19.	1
2-Methylnaphthalene	ND		ug/kg	240	24.	1
1,2,4,5-Tetrachlorobenzene	ND		ug/kg	200	21.	1
Acetophenone	ND		ug/kg	200	25.	1
2,4,6-Trichlorophenol	ND		ug/kg	120	38.	1
p-Chloro-m-cresol	ND		ug/kg	200	30.	1
2-Chlorophenol	ND		ug/kg	200	24.	1
2,4-Dichlorophenol	ND		ug/kg	180	33.	1
2,4-Dimethylphenol	ND		ug/kg	200	67.	1
2-Nitrophenol	ND		ug/kg	440	76.	1
4-Nitrophenol	ND		ug/kg	280	83.	1
2,4-Dinitrophenol	ND		ug/kg	980	95.	1
4,6-Dinitro-o-cresol	ND		ug/kg	530	98.	1
Pentachlorophenol	ND		ug/kg	160	45.	1
Phenol	ND		ug/kg	200	31.	1
2-Methylphenol	ND		ug/kg	200	32.	1
3-Methylphenol/4-Methylphenol	ND		ug/kg	290	32.	1
2,4,5-Trichlorophenol	ND		ug/kg	200	39.	1
Carbazole	ND		ug/kg	200	20.	1
Atrazine	ND		ug/kg	160	71.	1
Benzaldehyde	ND		ug/kg	270	55.	1

Project Name: 1111 ELMWOOD AVE. **Lab Number:** L1811141

Project Number: B0369-018-004-002 **Report Date:** 04/06/18

SAMPLE RESULTS

Lab ID: L1811141-02 Date Collected: 03/30/18 09:04

Client ID: B-30 Date Received: 03/30/18

Sample Location: BUFFALO Field Prep: Not Specified

Sample Depth:

Parameter	Result	Qualifier	Units	RL	MDL	Dilution Factor
Semivolatile Organics by GC/MS - Westborough Lab						
Caprolactam	ND		ug/kg	200	62.	1
2,3,4,6-Tetrachlorophenol	ND		ug/kg	200	41.	1

Surrogate	% Recovery	Qualifier	Acceptance Criteria
2-Fluorophenol	66		25-120
Phenol-d6	75		10-120
Nitrobenzene-d5	78		23-120
2-Fluorobiphenyl	78		30-120
2,4,6-Tribromophenol	75		10-136
4-Terphenyl-d14	84		18-120

Project Name: 1111 ELMWOOD AVE.
Lab Number: L1811141
Project Number: B0369-018-004-002
Report Date: 04/06/18

SAMPLE RESULTS

Lab ID: L1811141-03
Client ID: BLIND DUP #3
Sample Location: BUFFALO

Date Collected: 03/30/18 12:00
Date Received: 03/30/18
Field Prep: Not Specified

Sample Depth:
Matrix: Soil
Analytical Method: 1,8270D
Analytical Date: 04/05/18 19:01
Analyst: EK
Percent Solids: 70%

Extraction Method: EPA 3546
Extraction Date: 04/03/18 09:16

Parameter	Result	Qualifier	Units	RL	MDL	Dilution Factor
Semivolatile Organics by GC/MS - Westborough Lab						
Acenaphthene	ND		ug/kg	190	24.	1
Hexachlorobenzene	ND		ug/kg	140	26.	1
Bis(2-chloroethyl)ether	ND		ug/kg	210	32.	1
2-Chloronaphthalene	ND		ug/kg	230	23.	1
3,3'-Dichlorobenzidine	ND		ug/kg	230	62.	1
2,4-Dinitrotoluene	ND		ug/kg	230	47.	1
2,6-Dinitrotoluene	ND		ug/kg	230	40.	1
Fluoranthene	ND		ug/kg	140	27.	1
4-Chlorophenyl phenyl ether	ND		ug/kg	230	25.	1
4-Bromophenyl phenyl ether	ND		ug/kg	230	36.	1
Bis(2-chloroisopropyl)ether	ND		ug/kg	280	40.	1
Bis(2-chloroethoxy)methane	ND		ug/kg	250	23.	1
Hexachlorobutadiene	ND		ug/kg	230	34.	1
Hexachlorocyclopentadiene	ND		ug/kg	670	210	1
Hexachloroethane	ND		ug/kg	190	38.	1
Isophorone	ND		ug/kg	210	30.	1
Naphthalene	ND		ug/kg	230	28.	1
Nitrobenzene	ND		ug/kg	210	34.	1
NDPA/DPA	ND		ug/kg	190	26.	1
n-Nitrosodi-n-propylamine	ND		ug/kg	230	36.	1
Bis(2-ethylhexyl)phthalate	ND		ug/kg	230	81.	1
Butyl benzyl phthalate	ND		ug/kg	230	59.	1
Di-n-butylphthalate	ND		ug/kg	230	44.	1
Di-n-octylphthalate	ND		ug/kg	230	79.	1
Diethyl phthalate	ND		ug/kg	230	22.	1
Dimethyl phthalate	ND		ug/kg	230	49.	1
Benzo(a)anthracene	ND		ug/kg	140	26.	1
Benzo(a)pyrene	ND		ug/kg	190	57.	1

Project Name: 1111 ELMWOOD AVE. **Lab Number:** L1811141

Project Number: B0369-018-004-002 **Report Date:** 04/06/18

SAMPLE RESULTS

Lab ID: L1811141-03 Date Collected: 03/30/18 12:00

Client ID: BLIND DUP #3 Date Received: 03/30/18

Sample Location: BUFFALO Field Prep: Not Specified

Sample Depth:

Parameter	Result	Qualifier	Units	RL	MDL	Dilution Factor
Semivolatile Organics by GC/MS - Westborough Lab						
Benzo(b)fluoranthene	ND		ug/kg	140	39.	1
Benzo(k)fluoranthene	ND		ug/kg	140	37.	1
Chrysene	ND		ug/kg	140	24.	1
Acenaphthylene	ND		ug/kg	190	36.	1
Anthracene	ND		ug/kg	140	46.	1
Benzo(ghi)perylene	ND		ug/kg	190	27.	1
Fluorene	ND		ug/kg	230	23.	1
Phenanthrene	ND		ug/kg	140	28.	1
Dibenzo(a,h)anthracene	ND		ug/kg	140	27.	1
Indeno(1,2,3-cd)pyrene	ND		ug/kg	190	32.	1
Pyrene	ND		ug/kg	140	23.	1
Biphenyl	ND		ug/kg	530	54.	1
4-Chloroaniline	ND		ug/kg	230	42.	1
2-Nitroaniline	ND		ug/kg	230	45.	1
3-Nitroaniline	ND		ug/kg	230	44.	1
4-Nitroaniline	ND		ug/kg	230	97.	1
Dibenzofuran	ND		ug/kg	230	22.	1
2-Methylnaphthalene	ND		ug/kg	280	28.	1
1,2,4,5-Tetrachlorobenzene	ND		ug/kg	230	24.	1
Acetophenone	ND		ug/kg	230	29.	1
2,4,6-Trichlorophenol	ND		ug/kg	140	44.	1
p-Chloro-m-cresol	ND		ug/kg	230	35.	1
2-Chlorophenol	ND		ug/kg	230	28.	1
2,4-Dichlorophenol	ND		ug/kg	210	38.	1
2,4-Dimethylphenol	ND		ug/kg	230	77.	1
2-Nitrophenol	ND		ug/kg	500	88.	1
4-Nitrophenol	ND		ug/kg	330	95.	1
2,4-Dinitrophenol	ND		ug/kg	1100	110	1
4,6-Dinitro-o-cresol	ND		ug/kg	610	110	1
Pentachlorophenol	ND		ug/kg	190	51.	1
Phenol	ND		ug/kg	230	35.	1
2-Methylphenol	ND		ug/kg	230	36.	1
3-Methylphenol/4-Methylphenol	ND		ug/kg	340	36.	1
2,4,5-Trichlorophenol	ND		ug/kg	230	45.	1
Carbazole	ND		ug/kg	230	23.	1
Atrazine	ND		ug/kg	190	82.	1
Benzaldehyde	ND		ug/kg	310	63.	1

Project Name: 1111 ELMWOOD AVE. **Lab Number:** L1811141

Project Number: B0369-018-004-002 **Report Date:** 04/06/18

SAMPLE RESULTS

Lab ID: L1811141-03 Date Collected: 03/30/18 12:00

Client ID: BLIND DUP #3 Date Received: 03/30/18

Sample Location: BUFFALO Field Prep: Not Specified

Sample Depth:

Parameter	Result	Qualifier	Units	RL	MDL	Dilution Factor
Semivolatile Organics by GC/MS - Westborough Lab						
Caprolactam	ND		ug/kg	230	71.	1
2,3,4,6-Tetrachlorophenol	ND		ug/kg	230	47.	1

Surrogate	% Recovery	Qualifier	Acceptance Criteria
2-Fluorophenol	84		25-120
Phenol-d6	91		10-120
Nitrobenzene-d5	96		23-120
2-Fluorobiphenyl	91		30-120
2,4,6-Tribromophenol	76		10-136
4-Terphenyl-d14	91		18-120

Project Name: 1111 ELMWOOD AVE.
Project Number: B0369-018-004-002
Lab Number: L1811141
Report Date: 04/06/18

SAMPLE RESULTS

Lab ID: L1811141-04
Client ID: B-31
Sample Location: BUFFALO

Date Collected: 03/30/18 10:34
Date Received: 03/30/18
Field Prep: Not Specified

Sample Depth:
Matrix: Soil
Analytical Method: 1,8270D
Analytical Date: 04/05/18 16:00
Analyst: CB
Percent Solids: 77%

Extraction Method: EPA 3546
Extraction Date: 04/03/18 09:16

Parameter	Result	Qualifier	Units	RL	MDL	Dilution Factor
Semivolatile Organics by GC/MS - Westborough Lab						
Acenaphthene	ND		ug/kg	170	22.	1
Hexachlorobenzene	ND		ug/kg	130	24.	1
Bis(2-chloroethyl)ether	ND		ug/kg	190	29.	1
2-Chloronaphthalene	ND		ug/kg	210	21.	1
3,3'-Dichlorobenzidine	ND		ug/kg	210	56.	1
2,4-Dinitrotoluene	ND		ug/kg	210	42.	1
2,6-Dinitrotoluene	ND		ug/kg	210	36.	1
Fluoranthene	ND		ug/kg	130	24.	1
4-Chlorophenyl phenyl ether	ND		ug/kg	210	23.	1
4-Bromophenyl phenyl ether	ND		ug/kg	210	32.	1
Bis(2-chloroisopropyl)ether	ND		ug/kg	250	36.	1
Bis(2-chloroethoxy)methane	ND		ug/kg	230	21.	1
Hexachlorobutadiene	ND		ug/kg	210	31.	1
Hexachlorocyclopentadiene	ND		ug/kg	600	190	1
Hexachloroethane	ND		ug/kg	170	34.	1
Isophorone	ND		ug/kg	190	27.	1
Naphthalene	ND		ug/kg	210	26.	1
Nitrobenzene	ND		ug/kg	190	31.	1
NDPA/DPA	ND		ug/kg	170	24.	1
n-Nitrosodi-n-propylamine	ND		ug/kg	210	33.	1
Bis(2-ethylhexyl)phthalate	ND		ug/kg	210	73.	1
Butyl benzyl phthalate	ND		ug/kg	210	53.	1
Di-n-butylphthalate	ND		ug/kg	210	40.	1
Di-n-octylphthalate	ND		ug/kg	210	72.	1
Diethyl phthalate	ND		ug/kg	210	20.	1
Dimethyl phthalate	ND		ug/kg	210	44.	1
Benzo(a)anthracene	ND		ug/kg	130	24.	1
Benzo(a)pyrene	ND		ug/kg	170	52.	1

Project Name: 1111 ELMWOOD AVE. **Lab Number:** L1811141

Project Number: B0369-018-004-002 **Report Date:** 04/06/18

SAMPLE RESULTS

Lab ID: L1811141-04 Date Collected: 03/30/18 10:34

Client ID: B-31 Date Received: 03/30/18

Sample Location: BUFFALO Field Prep: Not Specified

Sample Depth:

Parameter	Result	Qualifier	Units	RL	MDL	Dilution Factor
Semivolatile Organics by GC/MS - Westborough Lab						
Benzo(b)fluoranthene	ND		ug/kg	130	36.	1
Benzo(k)fluoranthene	ND		ug/kg	130	34.	1
Chrysene	ND		ug/kg	130	22.	1
Acenaphthylene	ND		ug/kg	170	33.	1
Anthracene	ND		ug/kg	130	41.	1
Benzo(ghi)perylene	ND		ug/kg	170	25.	1
Fluorene	ND		ug/kg	210	20.	1
Phenanthrene	ND		ug/kg	130	26.	1
Dibenzo(a,h)anthracene	ND		ug/kg	130	24.	1
Indeno(1,2,3-cd)pyrene	ND		ug/kg	170	29.	1
Pyrene	ND		ug/kg	130	21.	1
Biphenyl	ND		ug/kg	480	49.	1
4-Chloroaniline	ND		ug/kg	210	38.	1
2-Nitroaniline	ND		ug/kg	210	41.	1
3-Nitroaniline	ND		ug/kg	210	40.	1
4-Nitroaniline	ND		ug/kg	210	88.	1
Dibenzofuran	ND		ug/kg	210	20.	1
2-Methylnaphthalene	ND		ug/kg	250	26.	1
1,2,4,5-Tetrachlorobenzene	ND		ug/kg	210	22.	1
Acetophenone	ND		ug/kg	210	26.	1
2,4,6-Trichlorophenol	ND		ug/kg	130	40.	1
p-Chloro-m-cresol	ND		ug/kg	210	32.	1
2-Chlorophenol	ND		ug/kg	210	25.	1
2,4-Dichlorophenol	ND		ug/kg	190	34.	1
2,4-Dimethylphenol	ND		ug/kg	210	70.	1
2-Nitrophenol	ND		ug/kg	460	80.	1
4-Nitrophenol	ND		ug/kg	300	86.	1
2,4-Dinitrophenol	ND		ug/kg	1000	98.	1
4,6-Dinitro-o-cresol	ND		ug/kg	550	100	1
Pentachlorophenol	ND		ug/kg	170	46.	1
Phenol	ND		ug/kg	210	32.	1
2-Methylphenol	ND		ug/kg	210	33.	1
3-Methylphenol/4-Methylphenol	ND		ug/kg	300	33.	1
2,4,5-Trichlorophenol	ND		ug/kg	210	40.	1
Carbazole	ND		ug/kg	210	20.	1
Atrazine	ND		ug/kg	170	74.	1
Benzaldehyde	ND		ug/kg	280	57.	1

Project Name: 1111 ELMWOOD AVE. **Lab Number:** L1811141

Project Number: B0369-018-004-002 **Report Date:** 04/06/18

SAMPLE RESULTS

Lab ID: L1811141-04 Date Collected: 03/30/18 10:34

Client ID: B-31 Date Received: 03/30/18

Sample Location: BUFFALO Field Prep: Not Specified

Sample Depth:

Parameter	Result	Qualifier	Units	RL	MDL	Dilution Factor
Semivolatile Organics by GC/MS - Westborough Lab						
Caprolactam	ND		ug/kg	210	64.	1
2,3,4,6-Tetrachlorophenol	ND		ug/kg	210	43.	1

Surrogate	% Recovery	Qualifier	Acceptance Criteria
2-Fluorophenol	75		25-120
Phenol-d6	86		10-120
Nitrobenzene-d5	91		23-120
2-Fluorobiphenyl	85		30-120
2,4,6-Tribromophenol	69		10-136
4-Terphenyl-d14	83		18-120

Project Name: 1111 ELMWOOD AVE. **Lab Number:** L1811141

Project Number: B0369-018-004-002 **Report Date:** 04/06/18

SAMPLE RESULTS

Lab ID: L1811141-05
Client ID: B-32
Sample Location: BUFFALO

Date Collected: 03/30/18 11:28
Date Received: 03/30/18
Field Prep: Not Specified

Sample Depth:
Matrix: Soil
Analytical Method: 1,8270D
Analytical Date: 04/05/18 19:27
Analyst: EK
Percent Solids: 77%

Extraction Method: EPA 3546
Extraction Date: 04/03/18 09:16

Parameter	Result	Qualifier	Units	RL	MDL	Dilution Factor
Semivolatile Organics by GC/MS - Westborough Lab						
Acenaphthene	ND		ug/kg	170	22.	1
Hexachlorobenzene	ND		ug/kg	120	23.	1
Bis(2-chloroethyl)ether	ND		ug/kg	190	28.	1
2-Chloronaphthalene	ND		ug/kg	210	21.	1
3,3'-Dichlorobenzidine	ND		ug/kg	210	56.	1
2,4-Dinitrotoluene	ND		ug/kg	210	42.	1
2,6-Dinitrotoluene	ND		ug/kg	210	36.	1
Fluoranthene	ND		ug/kg	120	24.	1
4-Chlorophenyl phenyl ether	ND		ug/kg	210	22.	1
4-Bromophenyl phenyl ether	ND		ug/kg	210	32.	1
Bis(2-chloroisopropyl)ether	ND		ug/kg	250	36.	1
Bis(2-chloroethoxy)methane	ND		ug/kg	230	21.	1
Hexachlorobutadiene	ND		ug/kg	210	31.	1
Hexachlorocyclopentadiene	ND		ug/kg	600	190	1
Hexachloroethane	ND		ug/kg	170	34.	1
Isophorone	ND		ug/kg	190	27.	1
Naphthalene	ND		ug/kg	210	26.	1
Nitrobenzene	ND		ug/kg	190	31.	1
NDPA/DPA	ND		ug/kg	170	24.	1
n-Nitrosodi-n-propylamine	ND		ug/kg	210	32.	1
Bis(2-ethylhexyl)phthalate	ND		ug/kg	210	72.	1
Butyl benzyl phthalate	ND		ug/kg	210	53.	1
Di-n-butylphthalate	ND		ug/kg	210	40.	1
Di-n-octylphthalate	ND		ug/kg	210	71.	1
Diethyl phthalate	ND		ug/kg	210	19.	1
Dimethyl phthalate	ND		ug/kg	210	44.	1
Benzo(a)anthracene	ND		ug/kg	120	24.	1
Benzo(a)pyrene	ND		ug/kg	170	51.	1

Project Name: 1111 ELMWOOD AVE. **Lab Number:** L1811141

Project Number: B0369-018-004-002 **Report Date:** 04/06/18

SAMPLE RESULTS

Lab ID: L1811141-05 Date Collected: 03/30/18 11:28

Client ID: B-32 Date Received: 03/30/18

Sample Location: BUFFALO Field Prep: Not Specified

Sample Depth:

Parameter	Result	Qualifier	Units	RL	MDL	Dilution Factor
Semivolatile Organics by GC/MS - Westborough Lab						
Benzo(b)fluoranthene	ND		ug/kg	120	35.	1
Benzo(k)fluoranthene	ND		ug/kg	120	34.	1
Chrysene	ND		ug/kg	120	22.	1
Acenaphthylene	ND		ug/kg	170	32.	1
Anthracene	ND		ug/kg	120	41.	1
Benzo(ghi)perylene	ND		ug/kg	170	25.	1
Fluorene	ND		ug/kg	210	20.	1
Phenanthrene	ND		ug/kg	120	26.	1
Dibenzo(a,h)anthracene	ND		ug/kg	120	24.	1
Indeno(1,2,3-cd)pyrene	ND		ug/kg	170	29.	1
Pyrene	ND		ug/kg	120	21.	1
Biphenyl	ND		ug/kg	480	49.	1
4-Chloroaniline	ND		ug/kg	210	38.	1
2-Nitroaniline	ND		ug/kg	210	40.	1
3-Nitroaniline	ND		ug/kg	210	40.	1
4-Nitroaniline	ND		ug/kg	210	87.	1
Dibenzofuran	ND		ug/kg	210	20.	1
2-Methylnaphthalene	ND		ug/kg	250	25.	1
1,2,4,5-Tetrachlorobenzene	ND		ug/kg	210	22.	1
Acetophenone	ND		ug/kg	210	26.	1
2,4,6-Trichlorophenol	ND		ug/kg	120	40.	1
p-Chloro-m-cresol	ND		ug/kg	210	31.	1
2-Chlorophenol	ND		ug/kg	210	25.	1
2,4-Dichlorophenol	ND		ug/kg	190	34.	1
2,4-Dimethylphenol	ND		ug/kg	210	69.	1
2-Nitrophenol	ND		ug/kg	450	79.	1
4-Nitrophenol	ND		ug/kg	290	86.	1
2,4-Dinitrophenol	ND		ug/kg	1000	98.	1
4,6-Dinitro-o-cresol	ND		ug/kg	540	100	1
Pentachlorophenol	ND		ug/kg	170	46.	1
Phenol	ND		ug/kg	210	32.	1
2-Methylphenol	ND		ug/kg	210	32.	1
3-Methylphenol/4-Methylphenol	ND		ug/kg	300	33.	1
2,4,5-Trichlorophenol	ND		ug/kg	210	40.	1
Carbazole	ND		ug/kg	210	20.	1
Atrazine	ND		ug/kg	170	73.	1
Benzaldehyde	ND		ug/kg	280	57.	1

Project Name: 1111 ELMWOOD AVE. **Lab Number:** L1811141

Project Number: B0369-018-004-002 **Report Date:** 04/06/18

SAMPLE RESULTS

Lab ID: L1811141-05 Date Collected: 03/30/18 11:28

Client ID: B-32 Date Received: 03/30/18

Sample Location: BUFFALO Field Prep: Not Specified

Sample Depth:

Parameter	Result	Qualifier	Units	RL	MDL	Dilution Factor
Semivolatile Organics by GC/MS - Westborough Lab						
Caprolactam	ND		ug/kg	210	64.	1
2,3,4,6-Tetrachlorophenol	ND		ug/kg	210	42.	1

Surrogate	% Recovery	Qualifier	Acceptance Criteria
2-Fluorophenol	74		25-120
Phenol-d6	79		10-120
Nitrobenzene-d5	81		23-120
2-Fluorobiphenyl	77		30-120
2,4,6-Tribromophenol	78		10-136
4-Terphenyl-d14	79		18-120

Project Name: 1111 ELMWOOD AVE.
Project Number: B0369-018-004-002
Lab Number: L1811141
Report Date: 04/06/18

SAMPLE RESULTS

Lab ID: L1811141-06
Client ID: B-33
Sample Location: BUFFALO

Date Collected: 03/30/18 13:43
Date Received: 03/30/18
Field Prep: Not Specified

Sample Depth:
Matrix: Soil
Analytical Method: 1,8270D
Analytical Date: 04/05/18 19:52
Analyst: TT
Percent Solids: 79%

Extraction Method: EPA 3546
Extraction Date: 04/03/18 09:16

Parameter	Result	Qualifier	Units	RL	MDL	Dilution Factor
Semivolatile Organics by GC/MS - Westborough Lab						
Acenaphthene	ND		ug/kg	170	22.	1
Hexachlorobenzene	ND		ug/kg	120	23.	1
Bis(2-chloroethyl)ether	ND		ug/kg	190	28.	1
2-Chloronaphthalene	ND		ug/kg	210	21.	1
3,3'-Dichlorobenzidine	ND		ug/kg	210	55.	1
2,4-Dinitrotoluene	ND		ug/kg	210	42.	1
2,6-Dinitrotoluene	ND		ug/kg	210	36.	1
Fluoranthene	ND		ug/kg	120	24.	1
4-Chlorophenyl phenyl ether	ND		ug/kg	210	22.	1
4-Bromophenyl phenyl ether	ND		ug/kg	210	32.	1
Bis(2-chloroisopropyl)ether	ND		ug/kg	250	36.	1
Bis(2-chloroethoxy)methane	ND		ug/kg	220	21.	1
Hexachlorobutadiene	ND		ug/kg	210	30.	1
Hexachlorocyclopentadiene	ND		ug/kg	590	190	1
Hexachloroethane	ND		ug/kg	170	34.	1
Isophorone	ND		ug/kg	190	27.	1
Naphthalene	ND		ug/kg	210	25.	1
Nitrobenzene	ND		ug/kg	190	31.	1
NDPA/DPA	ND		ug/kg	170	24.	1
n-Nitrosodi-n-propylamine	ND		ug/kg	210	32.	1
Bis(2-ethylhexyl)phthalate	ND		ug/kg	210	72.	1
Butyl benzyl phthalate	ND		ug/kg	210	52.	1
Di-n-butylphthalate	ND		ug/kg	210	39.	1
Di-n-octylphthalate	ND		ug/kg	210	71.	1
Diethyl phthalate	ND		ug/kg	210	19.	1
Dimethyl phthalate	ND		ug/kg	210	44.	1
Benzo(a)anthracene	ND		ug/kg	120	23.	1
Benzo(a)pyrene	ND		ug/kg	170	51.	1

Project Name: 1111 ELMWOOD AVE. **Lab Number:** L1811141

Project Number: B0369-018-004-002 **Report Date:** 04/06/18

SAMPLE RESULTS

Lab ID: L1811141-06 Date Collected: 03/30/18 13:43

Client ID: B-33 Date Received: 03/30/18

Sample Location: BUFFALO Field Prep: Not Specified

Sample Depth:

Parameter	Result	Qualifier	Units	RL	MDL	Dilution Factor
Semivolatile Organics by GC/MS - Westborough Lab						
Benzo(b)fluoranthene	ND		ug/kg	120	35.	1
Benzo(k)fluoranthene	ND		ug/kg	120	33.	1
Chrysene	ND		ug/kg	120	22.	1
Acenaphthylene	ND		ug/kg	170	32.	1
Anthracene	ND		ug/kg	120	40.	1
Benzo(ghi)perylene	ND		ug/kg	170	24.	1
Fluorene	ND		ug/kg	210	20.	1
Phenanthrene	ND		ug/kg	120	25.	1
Dibenzo(a,h)anthracene	ND		ug/kg	120	24.	1
Indeno(1,2,3-cd)pyrene	ND		ug/kg	170	29.	1
Pyrene	ND		ug/kg	120	21.	1
Biphenyl	ND		ug/kg	470	48.	1
4-Chloroaniline	ND		ug/kg	210	38.	1
2-Nitroaniline	ND		ug/kg	210	40.	1
3-Nitroaniline	ND		ug/kg	210	39.	1
4-Nitroaniline	ND		ug/kg	210	86.	1
Dibenzofuran	ND		ug/kg	210	20.	1
2-Methylnaphthalene	ND		ug/kg	250	25.	1
1,2,4,5-Tetrachlorobenzene	ND		ug/kg	210	22.	1
Acetophenone	ND		ug/kg	210	26.	1
2,4,6-Trichlorophenol	ND		ug/kg	120	39.	1
p-Chloro-m-cresol	ND		ug/kg	210	31.	1
2-Chlorophenol	ND		ug/kg	210	24.	1
2,4-Dichlorophenol	ND		ug/kg	190	33.	1
2,4-Dimethylphenol	ND		ug/kg	210	69.	1
2-Nitrophenol	ND		ug/kg	450	78.	1
4-Nitrophenol	ND		ug/kg	290	85.	1
2,4-Dinitrophenol	ND		ug/kg	1000	97.	1
4,6-Dinitro-o-cresol	ND		ug/kg	540	100	1
Pentachlorophenol	ND		ug/kg	170	46.	1
Phenol	ND		ug/kg	210	31.	1
2-Methylphenol	ND		ug/kg	210	32.	1
3-Methylphenol/4-Methylphenol	ND		ug/kg	300	32.	1
2,4,5-Trichlorophenol	ND		ug/kg	210	40.	1
Carbazole	ND		ug/kg	210	20.	1
Atrazine	ND		ug/kg	170	73.	1
Benzaldehyde	ND		ug/kg	270	56.	1

Project Name: 1111 ELMWOOD AVE. **Lab Number:** L1811141

Project Number: B0369-018-004-002 **Report Date:** 04/06/18

SAMPLE RESULTS

Lab ID: L1811141-06 Date Collected: 03/30/18 13:43

Client ID: B-33 Date Received: 03/30/18

Sample Location: BUFFALO Field Prep: Not Specified

Sample Depth:

Parameter	Result	Qualifier	Units	RL	MDL	Dilution Factor
Semivolatile Organics by GC/MS - Westborough Lab						
Caprolactam	ND		ug/kg	210	63.	1
2,3,4,6-Tetrachlorophenol	ND		ug/kg	210	42.	1

Surrogate	% Recovery	Qualifier	Acceptance Criteria
2-Fluorophenol	75		25-120
Phenol-d6	83		10-120
Nitrobenzene-d5	83		23-120
2-Fluorobiphenyl	82		30-120
2,4,6-Tribromophenol	84		10-136
4-Terphenyl-d14	87		18-120

Project Name: 1111 ELMWOOD AVE.
Project Number: B0369-018-004-002

Lab Number: L1811141
Report Date: 04/06/18

Method Blank Analysis
Batch Quality Control

Analytical Method: 1,8270D
Analytical Date: 04/05/18 11:39
Analyst: CB

Extraction Method: EPA 3546
Extraction Date: 04/03/18 09:16

Parameter	Result	Qualifier	Units	RL	MDL
Semivolatile Organics by GC/MS - Westborough Lab for sample(s): 01-06 Batch: WG1102964-1					
Acenaphthene	ND		ug/kg	130	17.
Hexachlorobenzene	ND		ug/kg	98	18.
Bis(2-chloroethyl)ether	ND		ug/kg	150	22.
2-Chloronaphthalene	ND		ug/kg	160	16.
3,3'-Dichlorobenzidine	ND		ug/kg	160	44.
2,4-Dinitrotoluene	ND		ug/kg	160	33.
2,6-Dinitrotoluene	ND		ug/kg	160	28.
Fluoranthene	ND		ug/kg	98	19.
4-Chlorophenyl phenyl ether	ND		ug/kg	160	18.
4-Bromophenyl phenyl ether	ND		ug/kg	160	25.
Bis(2-chloroisopropyl)ether	ND		ug/kg	200	28.
Bis(2-chloroethoxy)methane	ND		ug/kg	180	16.
Hexachlorobutadiene	ND		ug/kg	160	24.
Hexachlorocyclopentadiene	ND		ug/kg	470	150
Hexachloroethane	ND		ug/kg	130	26.
Isophorone	ND		ug/kg	150	21.
Naphthalene	ND		ug/kg	160	20.
Nitrobenzene	ND		ug/kg	150	24.
NDPA/DPA	ND		ug/kg	130	19.
n-Nitrosodi-n-propylamine	ND		ug/kg	160	25.
Bis(2-ethylhexyl)phthalate	ND		ug/kg	160	57.
Butyl benzyl phthalate	ND		ug/kg	160	41.
Di-n-butylphthalate	ND		ug/kg	160	31.
Di-n-octylphthalate	ND		ug/kg	160	56.
Diethyl phthalate	ND		ug/kg	160	15.
Dimethyl phthalate	ND		ug/kg	160	34.
Benzo(a)anthracene	ND		ug/kg	98	18.
Benzo(a)pyrene	ND		ug/kg	130	40.
Benzo(b)fluoranthene	ND		ug/kg	98	28.

Project Name: 1111 ELMWOOD AVE. **Lab Number:** L1811141

Project Number: B0369-018-004-002 **Report Date:** 04/06/18

Method Blank Analysis
Batch Quality Control

Analytical Method: 1,8270D
Analytical Date: 04/05/18 11:39
Analyst: CB

Extraction Method: EPA 3546
Extraction Date: 04/03/18 09:16

Parameter	Result	Qualifier	Units	RL	MDL
Semivolatile Organics by GC/MS - Westborough Lab for sample(s): 01-06 Batch: WG1102964-1					
Benzo(k)fluoranthene	ND		ug/kg	98	26.
Chrysene	ND		ug/kg	98	17.
Acenaphthylene	ND		ug/kg	130	25.
Anthracene	ND		ug/kg	98	32.
Benzo(ghi)perylene	ND		ug/kg	130	19.
Fluorene	ND		ug/kg	160	16.
Phenanthrene	ND		ug/kg	98	20.
Dibenzo(a,h)anthracene	ND		ug/kg	98	19.
Indeno(1,2,3-cd)pyrene	ND		ug/kg	130	23.
Pyrene	ND		ug/kg	98	16.
Biphenyl	ND		ug/kg	370	38.
4-Chloroaniline	ND		ug/kg	160	30.
2-Nitroaniline	ND		ug/kg	160	32.
3-Nitroaniline	ND		ug/kg	160	31.
4-Nitroaniline	ND		ug/kg	160	68.
Dibenzofuran	ND		ug/kg	160	16.
2-Methylnaphthalene	ND		ug/kg	200	20.
1,2,4,5-Tetrachlorobenzene	ND		ug/kg	160	17.
Acetophenone	ND		ug/kg	160	20.
2,4,6-Trichlorophenol	ND		ug/kg	98	31.
p-Chloro-m-cresol	ND		ug/kg	160	24.
2-Chlorophenol	ND		ug/kg	160	19.
2,4-Dichlorophenol	ND		ug/kg	150	26.
2,4-Dimethylphenol	ND		ug/kg	160	54.
2-Nitrophenol	ND		ug/kg	350	62.
4-Nitrophenol	ND		ug/kg	230	67.
2,4-Dinitrophenol	ND		ug/kg	790	76.
4,6-Dinitro-o-cresol	ND		ug/kg	430	79.
Pentachlorophenol	ND		ug/kg	130	36.

Project Name: 1111 ELMWOOD AVE. **Lab Number:** L1811141

Project Number: B0369-018-004-002 **Report Date:** 04/06/18

Method Blank Analysis
Batch Quality Control

Analytical Method: 1,8270D
Analytical Date: 04/05/18 11:39
Analyst: CB

Extraction Method: EPA 3546
Extraction Date: 04/03/18 09:16

Parameter	Result	Qualifier	Units	RL	MDL
Semivolatile Organics by GC/MS - Westborough Lab for sample(s): 01-06 Batch: WG1102964-1					
Phenol	ND		ug/kg	160	25.
2-Methylphenol	ND		ug/kg	160	25.
3-Methylphenol/4-Methylphenol	ND		ug/kg	240	26.
2,4,5-Trichlorophenol	ND		ug/kg	160	31.
Carbazole	ND		ug/kg	160	16.
Atrazine	ND		ug/kg	130	57.
Benzaldehyde	ND		ug/kg	220	44.
Caprolactam	ND		ug/kg	160	50.
2,3,4,6-Tetrachlorophenol	ND		ug/kg	160	33.

Surrogate	%Recovery	Qualifier	Acceptance Criteria
2-Fluorophenol	86		25-120
Phenol-d6	89		10-120
Nitrobenzene-d5	86		23-120
2-Fluorobiphenyl	91		30-120
2,4,6-Tribromophenol	82		10-136
4-Terphenyl-d14	94		18-120

Lab Control Sample Analysis
Batch Quality Control

Project Name: 1111 ELMWOOD AVE.
Project Number: B0369-018-004-002

Lab Number: L1811141
Report Date: 04/06/18

Parameter	LCS %Recovery	Qual	LCSD %Recovery	Qual	%Recovery Limits	RPD	Qual	RPD Limits
Semivolatile Organics by GC/MS - Westborough Lab Associated sample(s): 01-06 Batch: WG1102964-2 WG1102964-3								
Acenaphthene	84		84		31-137	0		50
Hexachlorobenzene	90		88		40-140	2		50
Bis(2-chloroethyl)ether	83		89		40-140	7		50
2-Chloronaphthalene	87		89		40-140	2		50
3,3'-Dichlorobenzidine	66		59		40-140	11		50
2,4-Dinitrotoluene	90		89		40-132	1		50
2,6-Dinitrotoluene	101		101		40-140	0		50
Fluoranthene	87		83		40-140	5		50
4-Chlorophenyl phenyl ether	84		84		40-140	0		50
4-Bromophenyl phenyl ether	82		82		40-140	0		50
Bis(2-chloroisopropyl)ether	85		92		40-140	8		50
Bis(2-chloroethoxy)methane	91		96		40-117	5		50
Hexachlorobutadiene	79		84		40-140	6		50
Hexachlorocyclopentadiene	65		69		40-140	6		50
Hexachloroethane	82		90		40-140	9		50
Isophorone	102		106		40-140	4		50
Naphthalene	80		86		40-140	7		50
Nitrobenzene	91		96		40-140	5		50
NDPA/DPA	85		83		36-157	2		50
n-Nitrosodi-n-propylamine	97		102		32-121	5		50
Bis(2-ethylhexyl)phthalate	96		94		40-140	2		50
Butyl benzyl phthalate	96		91		40-140	5		50
Di-n-butylphthalate	90		86		40-140	5		50

Lab Control Sample Analysis

Batch Quality Control

Project Name: 1111 ELMWOOD AVE.

Project Number: B0369-018-004-002

Lab Number: L1811141

Report Date: 04/06/18

Parameter	LCS %Recovery	Qual	LCSD %Recovery	Qual	%Recovery Limits	RPD	Qual	RPD Limits
Semivolatile Organics by GC/MS - Westborough Lab Associated sample(s): 01-06 Batch: WG1102964-2 WG1102964-3								
Di-n-octylphthalate	93		90		40-140	3		50
Diethyl phthalate	90		88		40-140	2		50
Dimethyl phthalate	94		94		40-140	0		50
Benzo(a)anthracene	92		89		40-140	3		50
Benzo(a)pyrene	96		92		40-140	4		50
Benzo(b)fluoranthene	94		90		40-140	4		50
Benzo(k)fluoranthene	95		91		40-140	4		50
Chrysene	94		92		40-140	2		50
Acenaphthylene	94		95		40-140	1		50
Anthracene	86		83		40-140	4		50
Benzo(ghi)perylene	95		91		40-140	4		50
Fluorene	85		83		40-140	2		50
Phenanthrene	83		81		40-140	2		50
Dibenzo(a,h)anthracene	93		91		40-140	2		50
Indeno(1,2,3-cd)pyrene	93		89		40-140	4		50
Pyrene	86		82		35-142	5		50
Biphenyl	88		90		54-104	2		50
4-Chloroaniline	81		86		40-140	6		50
2-Nitroaniline	98		97		47-134	1		50
3-Nitroaniline	60		58		26-129	3		50
4-Nitroaniline	83		74		41-125	11		50
Dibenzofuran	83		83		40-140	0		50
2-Methylnaphthalene	83		87		40-140	5		50

Lab Control Sample Analysis

Batch Quality Control

Project Name: 1111 ELMWOOD AVE.

Project Number: B0369-018-004-002

Lab Number: L1811141

Report Date: 04/06/18

Parameter	LCS %Recovery	Qual	LCSD %Recovery	Qual	%Recovery Limits	RPD	Qual	RPD Limits
Semivolatile Organics by GC/MS - Westborough Lab Associated sample(s): 01-06 Batch: WG1102964-2 WG1102964-3								
1,2,4,5-Tetrachlorobenzene	86		89		40-117	3		50
Acetophenone	92		98		14-144	6		50
2,4,6-Trichlorophenol	92		92		30-130	0		50
p-Chloro-m-cresol	100		99		26-103	1		50
2-Chlorophenol	85		91		25-102	7		50
2,4-Dichlorophenol	94		96		30-130	2		50
2,4-Dimethylphenol	95		99		30-130	4		50
2-Nitrophenol	92		97		30-130	5		50
4-Nitrophenol	102		104		11-114	2		50
2,4-Dinitrophenol	62		61		4-130	2		50
4,6-Dinitro-o-cresol	86		87		10-130	1		50
Pentachlorophenol	69		68		17-109	1		50
Phenol	82		87		26-90	6		50
2-Methylphenol	94		98		30-130.	4		50
3-Methylphenol/4-Methylphenol	101		105		30-130	4		50
2,4,5-Trichlorophenol	98		98		30-130	0		50
Carbazole	84		81		54-128	4		50
Atrazine	96		94		40-140	2		50
Benzaldehyde	62		67		40-140	8		50
Caprolactam	112		111		15-130	1		50
2,3,4,6-Tetrachlorophenol	91		90		40-140	1		50

Lab Control Sample Analysis

Batch Quality Control

Project Name: 1111 ELMWOOD AVE.

Project Number: B0369-018-004-002

Lab Number: L1811141

Report Date: 04/06/18

Parameter	LCS %Recovery	Qual	LCSD %Recovery	Qual	%Recovery Limits	RPD	Qual	RPD Limits
Semivolatile Organics by GC/MS - Westborough Lab Associated sample(s): 01-06 Batch: WG1102964-2 WG1102964-3								

Surrogate	LCS %Recovery	Qual	LCSD %Recovery	Qual	Acceptance Criteria
2-Fluorophenol	82		88		25-120
Phenol-d6	93		97		10-120
Nitrobenzene-d5	90		99		23-120
2-Fluorobiphenyl	89		92		30-120
2,4,6-Tribromophenol	97		96		10-136
4-Terphenyl-d14	92		90		18-120

Matrix Spike Analysis

Batch Quality Control

Project Name: 1111 ELMWOOD AVE.
Project Number: B0369-018-004-002

Lab Number: L1811141
Report Date: 04/06/18

Parameter	Native Sample	MS Added	MS Found	MS %Recovery	Qual	MSD Found	MSD %Recovery	Qual	Recovery Limits	RPD	Qual	RPD Limits
Semivolatile Organics by GC/MS - Westborough Lab Associated sample(s): 01-06 QC Batch ID: WG1102964-4 WG1102964-5 QC Sample: L1811141-04 Client ID: B-31												
Acenaphthene	ND	1680	1300	77		1300	78		31-137	0		50
Hexachlorobenzene	ND	1680	1400	83		1400	84		40-140	0		50
Bis(2-chloroethyl)ether	ND	1680	1500	89		1400	84		40-140	7		50
2-Chloronaphthalene	ND	1680	1400	83		1400	84		40-140	0		50
3,3'-Dichlorobenzidine	ND	1680	1200	71		1100	66		40-140	9		50
2,4-Dinitrotoluene	ND	1680	1400	83		1400	84		40-132	0		50
2,6-Dinitrotoluene	ND	1680	1600	95		1600	96		40-140	0		50
Fluoranthene	ND	1680	1300	77		1400	84		40-140	7		50
4-Chlorophenyl phenyl ether	ND	1680	1300	77		1300	78		40-140	0		50
4-Bromophenyl phenyl ether	ND	1680	1300	77		1300	78		40-140	0		50
Bis(2-chloroisopropyl)ether	ND	1680	1500	89		1500	90		40-140	0		50
Bis(2-chloroethoxy)methane	ND	1680	1500	89		1500	90		40-117	0		50
Hexachlorobutadiene	ND	1680	1300	77		1200	72		40-140	8		50
Hexachlorocyclopentadiene	ND	1680	870	52		830	50		40-140	5		50
Hexachloroethane	ND	1680	1400	83		1400	84		40-140	0		50
Isophorone	ND	1680	1700	100		1800	110		40-140	6		50
Naphthalene	ND	1680	1300	77		1300	78		40-140	0		50
Nitrobenzene	ND	1680	1600	95		1600	96		40-140	0		50
NDPA/DPA	ND	1680	1300	77		1300	78		36-157	0		50
n-Nitrosodi-n-propylamine	ND	1680	1600	95		1700	100		32-121	6		50
Bis(2-ethylhexyl)phthalate	ND	1680	1400	83		1500	90		40-140	7		50
Butyl benzyl phthalate	ND	1680	1400	83		1500	90		40-140	7		50
Di-n-butylphthalate	ND	1680	1300	77		1400	84		40-140	7		50

Matrix Spike Analysis

Batch Quality Control

Project Name: 1111 ELMWOOD AVE.

Project Number: B0369-018-004-002

Lab Number: L1811141

Report Date: 04/06/18

Parameter	Native Sample	MS Added	MS Found	MS %Recovery	Qual	MSD Found	MSD %Recovery	Qual	Recovery Limits	RPD	Qual	RPD Limits
Semivolatile Organics by GC/MS - Westborough Lab Associated sample(s): 01-06 QC Batch ID: WG1102964-4 WG1102964-5 QC Sample: L1811141-04 Client ID: B-31												
Di-n-octylphthalate	ND	1680	1400	83		1500	90		40-140	7		50
Diethyl phthalate	ND	1680	1400	83		1400	84		40-140	0		50
Dimethyl phthalate	ND	1680	1400	83		1500	90		40-140	7		50
Benzo(a)anthracene	ND	1680	1300	77		1400	84		40-140	7		50
Benzo(a)pyrene	ND	1680	1400	83		1400	84		40-140	0		50
Benzo(b)fluoranthene	ND	1680	1300	77		1400	84		40-140	7		50
Benzo(k)fluoranthene	ND	1680	1400	83		1400	84		40-140	0		50
Chrysene	ND	1680	1400	83		1400	84		40-140	0		50
Acenaphthylene	ND	1680	1500	89		1500	90		40-140	0		50
Anthracene	ND	1680	1300	77		1300	78		40-140	0		50
Benzo(ghi)perylene	ND	1680	1300	77		1400	84		40-140	7		50
Fluorene	ND	1680	1300	77		1400	84		40-140	7		50
Phenanthrene	ND	1680	1300	77		1300	78		40-140	0		50
Dibenzo(a,h)anthracene	ND	1680	1300	77		1400	84		40-140	7		50
Indeno(1,2,3-cd)pyrene	ND	1680	1300	77		1400	84		40-140	7		50
Pyrene	ND	1680	1300	77		1300	78		35-142	0		50
Biphenyl	ND	1680	1400	83		1400	84		54-104	0		50
4-Chloroaniline	ND	1680	1400	83		1400	84		40-140	0		50
2-Nitroaniline	ND	1680	1600	95		1600	96		47-134	0		50
3-Nitroaniline	ND	1680	1100	65		1100	66		26-129	0		50
4-Nitroaniline	ND	1680	1200	71		1300	78		41-125	8		50
Dibenzofuran	ND	1680	1300	77		1300	78		40-140	0		50
2-Methylnaphthalene	ND	1680	1400	83		1400	84		40-140	0		50

Matrix Spike Analysis

Batch Quality Control

Project Name: 1111 ELMWOOD AVE.

Project Number: B0369-018-004-002

Lab Number: L1811141

Report Date: 04/06/18

Parameter	Native Sample	MS Added	MS Found	MS %Recovery	Qual	MSD Found	MSD %Recovery	Qual	Recovery Limits	RPD	Qual	RPD Limits
Semivolatile Organics by GC/MS - Westborough Lab Associated sample(s): 01-06 QC Batch ID: WG1102964-4 WG1102964-5 QC Sample: L1811141-04 Client ID: B-31												
1,2,4,5-Tetrachlorobenzene	ND	1680	1400	83		1400	84		40-117	0		50
Acetophenone	ND	1680	1600	95		1600	96		14-144	0		50
2,4,6-Trichlorophenol	ND	1680	1400	83		1500	90		30-130	7		50
p-Chloro-m-cresol	ND	1680	1500	89		1600	96		26-103	6		50
2-Chlorophenol	ND	1680	1400	83		1400	84		25-102	0		50
2,4-Dichlorophenol	ND	1680	1500	89		1600	96		30-130	6		50
2,4-Dimethylphenol	ND	1680	1400	83		1500	90		30-130	7		50
2-Nitrophenol	ND	1680	1600	95		1600	96		30-130	0		50
4-Nitrophenol	ND	1680	1600	95		1700	100		11-114	6		50
2,4-Dinitrophenol	ND	1680	400J	24		430J	26		4-130	7		50
4,6-Dinitro-o-cresol	ND	1680	920	55		970	58		10-130	5		50
Pentachlorophenol	ND	1680	1100	65		1200	72		17-109	9		50
Phenol	ND	1680	1400	83		1400	84		26-90	0		50
2-Methylphenol	ND	1680	1500	89		1500	90		30-130.	0		50
3-Methylphenol/4-Methylphenol	ND	1680	1600	95		1600	96		30-130	0		50
2,4,5-Trichlorophenol	ND	1680	1500	89		1500	90		30-130	0		50
Carbazole	ND	1680	1300	77		1400	84		54-128	7		50
Atrazine	ND	1680	1500	89		1600	96		40-140	6		50
Benzaldehyde	ND	1680	1200	71		1100	66		40-140	9		50
Caprolactam	ND	1680	1500	89		1600	96		15-130	6		50
2,3,4,6-Tetrachlorophenol	ND	1680	1400	83		1500	90		40-140	7		50

Matrix Spike Analysis

Batch Quality Control

Project Name: 1111 ELMWOOD AVE.

Project Number: B0369-018-004-002

Lab Number: L1811141

Report Date: 04/06/18

Parameter	Native Sample	MS Added	MS Found	MS %Recovery	Qual	MSD Found	MSD %Recovery	Qual	Recovery Limits	RPD	Qual	RPD Limits
Semivolatile Organics by GC/MS - Westborough Lab Associated sample(s): 01-06 QC Batch ID: WG1102964-4 WG1102964-5 QC Sample: L1811141-04 Client ID: B-31												

Surrogate	MS % Recovery	MS Qualifier	MSD % Recovery	MSD Qualifier	Acceptance Criteria
2,4,6-Tribromophenol	87		93		10-136
2-Fluorobiphenyl	83		85		30-120
2-Fluorophenol	83		83		25-120
4-Terphenyl-d14	81		83		18-120
Nitrobenzene-d5	93		94		23-120
Phenol-d6	89		91		10-120

METALS

Project Name: 1111 ELMWOOD AVE.
Lab Number: L1811141
Project Number: B0369-018-004-002
Report Date: 04/06/18

SAMPLE RESULTS

Lab ID: L1811141-01
Client ID: B-29
Sample Location: BUFFALO
Date Collected: 03/30/18 08:25
Date Received: 03/30/18
Field Prep: Not Specified

Sample Depth:
Matrix: Soil
Percent Solids: 79%

Parameter	Result	Qualifier	Units	RL	MDL	Dilution Factor	Date Prepared	Date Analyzed	Prep Method	Analytical Method	Analyst
Total Metals - Mansfield Lab											
Aluminum, Total	14200		mg/kg	9.75	2.63	2	04/03/18 19:37	04/05/18 12:25	EPA 3050B	1,6010C	PE
Antimony, Total	ND		mg/kg	4.87	0.370	2	04/03/18 19:37	04/05/18 12:25	EPA 3050B	1,6010C	PE
Arsenic, Total	5.01		mg/kg	0.975	0.203	2	04/03/18 19:37	04/05/18 12:25	EPA 3050B	1,6010C	PE
Barium, Total	109		mg/kg	0.975	0.170	2	04/03/18 19:37	04/05/18 12:25	EPA 3050B	1,6010C	PE
Beryllium, Total	0.604		mg/kg	0.487	0.032	2	04/03/18 19:37	04/05/18 12:25	EPA 3050B	1,6010C	PE
Cadmium, Total	ND		mg/kg	0.975	0.096	2	04/03/18 19:37	04/05/18 12:25	EPA 3050B	1,6010C	PE
Calcium, Total	31400		mg/kg	9.75	3.41	2	04/03/18 19:37	04/05/18 12:25	EPA 3050B	1,6010C	PE
Chromium, Total	18.6		mg/kg	0.975	0.094	2	04/03/18 19:37	04/05/18 12:25	EPA 3050B	1,6010C	PE
Cobalt, Total	9.31		mg/kg	1.95	0.162	2	04/03/18 19:37	04/05/18 12:25	EPA 3050B	1,6010C	PE
Copper, Total	19.9		mg/kg	0.975	0.251	2	04/03/18 19:37	04/05/18 12:25	EPA 3050B	1,6010C	PE
Iron, Total	24400		mg/kg	4.87	0.880	2	04/03/18 19:37	04/05/18 12:25	EPA 3050B	1,6010C	PE
Lead, Total	10.1		mg/kg	4.87	0.261	2	04/03/18 19:37	04/05/18 12:25	EPA 3050B	1,6010C	PE
Magnesium, Total	12100		mg/kg	9.75	1.50	2	04/03/18 19:37	04/05/18 12:25	EPA 3050B	1,6010C	PE
Manganese, Total	387		mg/kg	0.975	0.155	2	04/03/18 19:37	04/05/18 12:25	EPA 3050B	1,6010C	PE
Mercury, Total	0.034	J	mg/kg	0.079	0.017	1	04/03/18 07:30	04/03/18 19:35	EPA 7471B	1,7471B	EA
Nickel, Total	20.8		mg/kg	2.44	0.236	2	04/03/18 19:37	04/05/18 12:25	EPA 3050B	1,6010C	PE
Potassium, Total	1510		mg/kg	244	14.0	2	04/03/18 19:37	04/05/18 12:25	EPA 3050B	1,6010C	PE
Selenium, Total	ND		mg/kg	1.95	0.251	2	04/03/18 19:37	04/05/18 12:25	EPA 3050B	1,6010C	PE
Silver, Total	ND		mg/kg	0.975	0.276	2	04/03/18 19:37	04/05/18 12:25	EPA 3050B	1,6010C	PE
Sodium, Total	104	J	mg/kg	195	3.07	2	04/03/18 19:37	04/05/18 12:25	EPA 3050B	1,6010C	PE
Thallium, Total	ND		mg/kg	1.95	0.307	2	04/03/18 19:37	04/05/18 12:25	EPA 3050B	1,6010C	PE
Vanadium, Total	25.8		mg/kg	0.975	0.198	2	04/03/18 19:37	04/05/18 12:25	EPA 3050B	1,6010C	PE
Zinc, Total	51.6		mg/kg	4.87	0.286	2	04/03/18 19:37	04/05/18 12:25	EPA 3050B	1,6010C	PE

Project Name: 1111 ELMWOOD AVE.
Lab Number: L1811141
Project Number: B0369-018-004-002
Report Date: 04/06/18

SAMPLE RESULTS

Lab ID: L1811141-02
Client ID: B-30
Sample Location: BUFFALO
Date Collected: 03/30/18 09:04
Date Received: 03/30/18
Field Prep: Not Specified

Sample Depth:
Matrix: Soil
Percent Solids: 81%

Parameter	Result	Qualifier	Units	RL	MDL	Dilution Factor	Date Prepared	Date Analyzed	Prep Method	Analytical Method	Analyst
Total Metals - Mansfield Lab											
Aluminum, Total	13500		mg/kg	9.83	2.65	2	04/03/18 19:37	04/05/18 12:29	EPA 3050B	1,6010C	PE
Antimony, Total	ND		mg/kg	4.91	0.374	2	04/03/18 19:37	04/05/18 12:29	EPA 3050B	1,6010C	PE
Arsenic, Total	3.97		mg/kg	0.983	0.204	2	04/03/18 19:37	04/05/18 12:29	EPA 3050B	1,6010C	PE
Barium, Total	101		mg/kg	0.983	0.171	2	04/03/18 19:37	04/05/18 12:29	EPA 3050B	1,6010C	PE
Beryllium, Total	0.786		mg/kg	0.491	0.032	2	04/03/18 19:37	04/05/18 12:29	EPA 3050B	1,6010C	PE
Cadmium, Total	ND		mg/kg	0.983	0.096	2	04/03/18 19:37	04/05/18 12:29	EPA 3050B	1,6010C	PE
Calcium, Total	2020		mg/kg	9.83	3.44	2	04/03/18 19:37	04/05/18 12:29	EPA 3050B	1,6010C	PE
Chromium, Total	16.7		mg/kg	0.983	0.094	2	04/03/18 19:37	04/05/18 12:29	EPA 3050B	1,6010C	PE
Cobalt, Total	9.90		mg/kg	1.96	0.163	2	04/03/18 19:37	04/05/18 12:29	EPA 3050B	1,6010C	PE
Copper, Total	14.5		mg/kg	0.983	0.254	2	04/03/18 19:37	04/05/18 12:29	EPA 3050B	1,6010C	PE
Iron, Total	20200		mg/kg	4.91	0.888	2	04/03/18 19:37	04/05/18 12:29	EPA 3050B	1,6010C	PE
Lead, Total	9.00		mg/kg	4.91	0.263	2	04/03/18 19:37	04/05/18 12:29	EPA 3050B	1,6010C	PE
Magnesium, Total	3890		mg/kg	9.83	1.51	2	04/03/18 19:37	04/05/18 12:29	EPA 3050B	1,6010C	PE
Manganese, Total	412		mg/kg	0.983	0.156	2	04/03/18 19:37	04/05/18 12:29	EPA 3050B	1,6010C	PE
Mercury, Total	0.034	J	mg/kg	0.079	0.017	1	04/03/18 07:30	04/03/18 19:37	EPA 7471B	1,7471B	EA
Nickel, Total	18.3		mg/kg	2.46	0.238	2	04/03/18 19:37	04/05/18 12:29	EPA 3050B	1,6010C	PE
Potassium, Total	1010		mg/kg	246	14.2	2	04/03/18 19:37	04/05/18 12:29	EPA 3050B	1,6010C	PE
Selenium, Total	ND		mg/kg	1.96	0.254	2	04/03/18 19:37	04/05/18 12:29	EPA 3050B	1,6010C	PE
Silver, Total	ND		mg/kg	0.983	0.278	2	04/03/18 19:37	04/05/18 12:29	EPA 3050B	1,6010C	PE
Sodium, Total	90.2	J	mg/kg	196	3.10	2	04/03/18 19:37	04/05/18 12:29	EPA 3050B	1,6010C	PE
Thallium, Total	ND		mg/kg	1.96	0.310	2	04/03/18 19:37	04/05/18 12:29	EPA 3050B	1,6010C	PE
Vanadium, Total	23.1		mg/kg	0.983	0.200	2	04/03/18 19:37	04/05/18 12:29	EPA 3050B	1,6010C	PE
Zinc, Total	53.8		mg/kg	4.91	0.288	2	04/03/18 19:37	04/05/18 12:29	EPA 3050B	1,6010C	PE

Project Name: 1111 ELMWOOD AVE.
Lab Number: L1811141
Project Number: B0369-018-004-002
Report Date: 04/06/18

SAMPLE RESULTS

Lab ID: L1811141-03
Client ID: BLIND DUP #3
Sample Location: BUFFALO
Date Collected: 03/30/18 12:00
Date Received: 03/30/18
Field Prep: Not Specified

Sample Depth:
Matrix: Soil
Percent Solids: 70%

Parameter	Result	Qualifier	Units	RL	MDL	Dilution Factor	Date Prepared	Date Analyzed	Prep Method	Analytical Method	Analyst
Total Metals - Mansfield Lab											
Aluminum, Total	14100		mg/kg	10.8	2.93	2	04/03/18 19:37	04/05/18 12:33	EPA 3050B	1,6010C	PE
Antimony, Total	ND		mg/kg	5.42	0.412	2	04/03/18 19:37	04/05/18 12:33	EPA 3050B	1,6010C	PE
Arsenic, Total	3.86		mg/kg	1.08	0.226	2	04/03/18 19:37	04/05/18 12:33	EPA 3050B	1,6010C	PE
Barium, Total	105		mg/kg	1.08	0.189	2	04/03/18 19:37	04/05/18 12:33	EPA 3050B	1,6010C	PE
Beryllium, Total	0.922		mg/kg	0.542	0.036	2	04/03/18 19:37	04/05/18 12:33	EPA 3050B	1,6010C	PE
Cadmium, Total	ND		mg/kg	1.08	0.106	2	04/03/18 19:37	04/05/18 12:33	EPA 3050B	1,6010C	PE
Calcium, Total	2080		mg/kg	10.8	3.80	2	04/03/18 19:37	04/05/18 12:33	EPA 3050B	1,6010C	PE
Chromium, Total	17.8		mg/kg	1.08	0.104	2	04/03/18 19:37	04/05/18 12:33	EPA 3050B	1,6010C	PE
Cobalt, Total	9.13		mg/kg	2.17	0.180	2	04/03/18 19:37	04/05/18 12:33	EPA 3050B	1,6010C	PE
Copper, Total	15.1		mg/kg	1.08	0.280	2	04/03/18 19:37	04/05/18 12:33	EPA 3050B	1,6010C	PE
Iron, Total	21400		mg/kg	5.42	0.979	2	04/03/18 19:37	04/05/18 12:33	EPA 3050B	1,6010C	PE
Lead, Total	9.60		mg/kg	5.42	0.290	2	04/03/18 19:37	04/05/18 12:33	EPA 3050B	1,6010C	PE
Magnesium, Total	4110		mg/kg	10.8	1.67	2	04/03/18 19:37	04/05/18 12:33	EPA 3050B	1,6010C	PE
Manganese, Total	301		mg/kg	1.08	0.172	2	04/03/18 19:37	04/05/18 12:33	EPA 3050B	1,6010C	PE
Mercury, Total	0.039	J	mg/kg	0.089	0.019	1	04/03/18 07:30	04/03/18 19:39	EPA 7471B	1,7471B	EA
Nickel, Total	19.3		mg/kg	2.71	0.262	2	04/03/18 19:37	04/05/18 12:33	EPA 3050B	1,6010C	PE
Potassium, Total	1060		mg/kg	271	15.6	2	04/03/18 19:37	04/05/18 12:33	EPA 3050B	1,6010C	PE
Selenium, Total	0.586	J	mg/kg	2.17	0.280	2	04/03/18 19:37	04/05/18 12:33	EPA 3050B	1,6010C	PE
Silver, Total	ND		mg/kg	1.08	0.307	2	04/03/18 19:37	04/05/18 12:33	EPA 3050B	1,6010C	PE
Sodium, Total	93.5	J	mg/kg	217	3.42	2	04/03/18 19:37	04/05/18 12:33	EPA 3050B	1,6010C	PE
Thallium, Total	ND		mg/kg	2.17	0.342	2	04/03/18 19:37	04/05/18 12:33	EPA 3050B	1,6010C	PE
Vanadium, Total	24.6		mg/kg	1.08	0.220	2	04/03/18 19:37	04/05/18 12:33	EPA 3050B	1,6010C	PE
Zinc, Total	56.2		mg/kg	5.42	0.318	2	04/03/18 19:37	04/05/18 12:33	EPA 3050B	1,6010C	PE

Project Name: 1111 ELMWOOD AVE.
Lab Number: L1811141
Project Number: B0369-018-004-002
Report Date: 04/06/18

SAMPLE RESULTS

Lab ID: L1811141-04
Client ID: B-31
Sample Location: BUFFALO
Date Collected: 03/30/18 10:34
Date Received: 03/30/18
Field Prep: Not Specified

Sample Depth:
Matrix: Soil
Percent Solids: 77%

Parameter	Result	Qualifier	Units	RL	MDL	Dilution Factor	Date Prepared	Date Analyzed	Prep Method	Analytical Method	Analyst
Total Metals - Mansfield Lab											
Aluminum, Total	17500		mg/kg	9.71	2.62	2	04/03/18 19:37	04/05/18 12:09	EPA 3050B	1,6010C	PE
Antimony, Total	ND		mg/kg	4.86	0.369	2	04/03/18 19:37	04/05/18 12:09	EPA 3050B	1,6010C	PE
Arsenic, Total	4.30		mg/kg	0.971	0.202	2	04/03/18 19:37	04/05/18 12:09	EPA 3050B	1,6010C	PE
Barium, Total	153		mg/kg	0.971	0.169	2	04/03/18 19:37	04/05/18 12:09	EPA 3050B	1,6010C	PE
Beryllium, Total	0.787		mg/kg	0.486	0.032	2	04/03/18 19:37	04/05/18 12:09	EPA 3050B	1,6010C	PE
Cadmium, Total	ND		mg/kg	0.971	0.095	2	04/03/18 19:37	04/05/18 12:09	EPA 3050B	1,6010C	PE
Calcium, Total	4940		mg/kg	9.71	3.40	2	04/03/18 19:37	04/05/18 12:09	EPA 3050B	1,6010C	PE
Chromium, Total	21.9		mg/kg	0.971	0.093	2	04/03/18 19:37	04/05/18 12:09	EPA 3050B	1,6010C	PE
Cobalt, Total	10.2		mg/kg	1.94	0.161	2	04/03/18 19:37	04/05/18 12:09	EPA 3050B	1,6010C	PE
Copper, Total	21.8		mg/kg	0.971	0.251	2	04/03/18 19:37	04/05/18 12:09	EPA 3050B	1,6010C	PE
Iron, Total	26000		mg/kg	4.86	0.877	2	04/03/18 19:37	04/05/18 12:09	EPA 3050B	1,6010C	PE
Lead, Total	13.6		mg/kg	4.86	0.260	2	04/03/18 19:37	04/05/18 12:09	EPA 3050B	1,6010C	PE
Magnesium, Total	6140		mg/kg	9.71	1.50	2	04/03/18 19:37	04/05/18 12:09	EPA 3050B	1,6010C	PE
Manganese, Total	421		mg/kg	0.971	0.154	2	04/03/18 19:37	04/05/18 12:09	EPA 3050B	1,6010C	PE
Mercury, Total	0.032	J	mg/kg	0.081	0.017	1	04/03/18 07:30	04/03/18 19:28	EPA 7471B	1,7471B	EA
Nickel, Total	24.3		mg/kg	2.43	0.235	2	04/03/18 19:37	04/05/18 12:09	EPA 3050B	1,6010C	PE
Potassium, Total	1340		mg/kg	243	14.0	2	04/03/18 19:37	04/05/18 12:09	EPA 3050B	1,6010C	PE
Selenium, Total	0.427	J	mg/kg	1.94	0.251	2	04/03/18 19:37	04/05/18 12:09	EPA 3050B	1,6010C	PE
Silver, Total	ND		mg/kg	0.971	0.275	2	04/03/18 19:37	04/05/18 12:09	EPA 3050B	1,6010C	PE
Sodium, Total	198		mg/kg	194	3.06	2	04/03/18 19:37	04/05/18 12:09	EPA 3050B	1,6010C	PE
Thallium, Total	ND		mg/kg	1.94	0.306	2	04/03/18 19:37	04/05/18 12:09	EPA 3050B	1,6010C	PE
Vanadium, Total	29.7		mg/kg	0.971	0.197	2	04/03/18 19:37	04/05/18 12:09	EPA 3050B	1,6010C	PE
Zinc, Total	59.6		mg/kg	4.86	0.285	2	04/03/18 19:37	04/05/18 12:09	EPA 3050B	1,6010C	PE

Project Name: 1111 ELMWOOD AVE.
Lab Number: L1811141
Project Number: B0369-018-004-002
Report Date: 04/06/18

SAMPLE RESULTS

Lab ID: L1811141-05
Client ID: B-32
Sample Location: BUFFALO
Date Collected: 03/30/18 11:28
Date Received: 03/30/18
Field Prep: Not Specified

Sample Depth:
Matrix: Soil
Percent Solids: 77%

Parameter	Result	Qualifier	Units	RL	MDL	Dilution Factor	Date Prepared	Date Analyzed	Prep Method	Analytical Method	Analyst
Total Metals - Mansfield Lab											
Aluminum, Total	17300		mg/kg	10.3	2.79	2	04/03/18 19:37	04/05/18 12:55	EPA 3050B	1,6010C	PE
Antimony, Total	ND		mg/kg	5.17	0.393	2	04/03/18 19:37	04/05/18 12:55	EPA 3050B	1,6010C	PE
Arsenic, Total	4.55		mg/kg	1.03	0.215	2	04/03/18 19:37	04/05/18 12:55	EPA 3050B	1,6010C	PE
Barium, Total	140		mg/kg	1.03	0.180	2	04/03/18 19:37	04/05/18 12:55	EPA 3050B	1,6010C	PE
Beryllium, Total	0.796		mg/kg	0.517	0.034	2	04/03/18 19:37	04/05/18 12:55	EPA 3050B	1,6010C	PE
Cadmium, Total	ND		mg/kg	1.03	0.101	2	04/03/18 19:37	04/05/18 12:55	EPA 3050B	1,6010C	PE
Calcium, Total	3580		mg/kg	10.3	3.62	2	04/03/18 19:37	04/05/18 12:55	EPA 3050B	1,6010C	PE
Chromium, Total	22.9		mg/kg	1.03	0.099	2	04/03/18 19:37	04/05/18 12:55	EPA 3050B	1,6010C	PE
Cobalt, Total	10.4		mg/kg	2.07	0.172	2	04/03/18 19:37	04/05/18 12:55	EPA 3050B	1,6010C	PE
Copper, Total	20.7		mg/kg	1.03	0.266	2	04/03/18 19:37	04/05/18 12:55	EPA 3050B	1,6010C	PE
Iron, Total	26400		mg/kg	5.17	0.933	2	04/03/18 19:37	04/05/18 12:55	EPA 3050B	1,6010C	PE
Lead, Total	11.2		mg/kg	5.17	0.277	2	04/03/18 19:37	04/05/18 12:55	EPA 3050B	1,6010C	PE
Magnesium, Total	6540		mg/kg	10.3	1.59	2	04/03/18 19:37	04/05/18 12:55	EPA 3050B	1,6010C	PE
Manganese, Total	428		mg/kg	1.03	0.164	2	04/03/18 19:37	04/05/18 12:55	EPA 3050B	1,6010C	PE
Mercury, Total	0.034	J	mg/kg	0.081	0.017	1	04/03/18 07:30	04/03/18 19:40	EPA 7471B	1,7471B	EA
Nickel, Total	25.5		mg/kg	2.58	0.250	2	04/03/18 19:37	04/05/18 12:55	EPA 3050B	1,6010C	PE
Potassium, Total	1650		mg/kg	258	14.9	2	04/03/18 19:37	04/05/18 12:55	EPA 3050B	1,6010C	PE
Selenium, Total	0.279	J	mg/kg	2.07	0.266	2	04/03/18 19:37	04/05/18 12:55	EPA 3050B	1,6010C	PE
Silver, Total	ND		mg/kg	1.03	0.292	2	04/03/18 19:37	04/05/18 12:55	EPA 3050B	1,6010C	PE
Sodium, Total	243		mg/kg	207	3.25	2	04/03/18 19:37	04/05/18 12:55	EPA 3050B	1,6010C	PE
Thallium, Total	ND		mg/kg	2.07	0.325	2	04/03/18 19:37	04/05/18 12:55	EPA 3050B	1,6010C	PE
Vanadium, Total	29.2		mg/kg	1.03	0.210	2	04/03/18 19:37	04/05/18 12:55	EPA 3050B	1,6010C	PE
Zinc, Total	64.7		mg/kg	5.17	0.303	2	04/03/18 19:37	04/05/18 12:55	EPA 3050B	1,6010C	PE

Project Name: 1111 ELMWOOD AVE.
Lab Number: L1811141
Project Number: B0369-018-004-002
Report Date: 04/06/18

SAMPLE RESULTS

Lab ID: L1811141-06
Client ID: B-33
Sample Location: BUFFALO
Date Collected: 03/30/18 13:43
Date Received: 03/30/18
Field Prep: Not Specified

Sample Depth:
Matrix: Soil
Percent Solids: 79%

Parameter	Result	Qualifier	Units	RL	MDL	Dilution Factor	Date Prepared	Date Analyzed	Prep Method	Analytical Method	Analyst
Total Metals - Mansfield Lab											
Aluminum, Total	16500		mg/kg	9.69	2.62	2	04/03/18 19:37	04/05/18 12:59	EPA 3050B	1,6010C	PE
Antimony, Total	ND		mg/kg	4.85	0.368	2	04/03/18 19:37	04/05/18 12:59	EPA 3050B	1,6010C	PE
Arsenic, Total	5.56		mg/kg	0.969	0.202	2	04/03/18 19:37	04/05/18 12:59	EPA 3050B	1,6010C	PE
Barium, Total	128		mg/kg	0.969	0.169	2	04/03/18 19:37	04/05/18 12:59	EPA 3050B	1,6010C	PE
Beryllium, Total	0.737		mg/kg	0.485	0.032	2	04/03/18 19:37	04/05/18 12:59	EPA 3050B	1,6010C	PE
Cadmium, Total	ND		mg/kg	0.969	0.095	2	04/03/18 19:37	04/05/18 12:59	EPA 3050B	1,6010C	PE
Calcium, Total	11100		mg/kg	9.69	3.39	2	04/03/18 19:37	04/05/18 12:59	EPA 3050B	1,6010C	PE
Chromium, Total	21.3		mg/kg	0.969	0.093	2	04/03/18 19:37	04/05/18 12:59	EPA 3050B	1,6010C	PE
Cobalt, Total	10.7		mg/kg	1.94	0.161	2	04/03/18 19:37	04/05/18 12:59	EPA 3050B	1,6010C	PE
Copper, Total	19.8		mg/kg	0.969	0.250	2	04/03/18 19:37	04/05/18 12:59	EPA 3050B	1,6010C	PE
Iron, Total	26500		mg/kg	4.85	0.875	2	04/03/18 19:37	04/05/18 12:59	EPA 3050B	1,6010C	PE
Lead, Total	10.0		mg/kg	4.85	0.260	2	04/03/18 19:37	04/05/18 12:59	EPA 3050B	1,6010C	PE
Magnesium, Total	10600		mg/kg	9.69	1.49	2	04/03/18 19:37	04/05/18 12:59	EPA 3050B	1,6010C	PE
Manganese, Total	410		mg/kg	0.969	0.154	2	04/03/18 19:37	04/05/18 12:59	EPA 3050B	1,6010C	PE
Mercury, Total	0.037	J	mg/kg	0.079	0.017	1	04/03/18 07:30	04/03/18 19:42	EPA 7471B	1,7471B	EA
Nickel, Total	24.2		mg/kg	2.42	0.235	2	04/03/18 19:37	04/05/18 12:59	EPA 3050B	1,6010C	PE
Potassium, Total	1690		mg/kg	242	14.0	2	04/03/18 19:37	04/05/18 12:59	EPA 3050B	1,6010C	PE
Selenium, Total	0.339	J	mg/kg	1.94	0.250	2	04/03/18 19:37	04/05/18 12:59	EPA 3050B	1,6010C	PE
Silver, Total	ND		mg/kg	0.969	0.274	2	04/03/18 19:37	04/05/18 12:59	EPA 3050B	1,6010C	PE
Sodium, Total	404		mg/kg	194	3.05	2	04/03/18 19:37	04/05/18 12:59	EPA 3050B	1,6010C	PE
Thallium, Total	ND		mg/kg	1.94	0.305	2	04/03/18 19:37	04/05/18 12:59	EPA 3050B	1,6010C	PE
Vanadium, Total	27.3		mg/kg	0.969	0.197	2	04/03/18 19:37	04/05/18 12:59	EPA 3050B	1,6010C	PE
Zinc, Total	60.6		mg/kg	4.85	0.284	2	04/03/18 19:37	04/05/18 12:59	EPA 3050B	1,6010C	PE

Project Name: 1111 ELMWOOD AVE. **Lab Number:** L1811141

Project Number: B0369-018-004-002 **Report Date:** 04/06/18

Method Blank Analysis
Batch Quality Control

Parameter	Result	Qualifier	Units	RL	MDL	Dilution Factor	Date Prepared	Date Analyzed	Analytical Method	Analyst
Total Metals - Mansfield Lab for sample(s): 01-06 Batch: WG1102872-1										
Mercury, Total	ND		mg/kg	0.083	0.018	1	04/03/18 07:30	04/03/18 19:20	1,7471B	EA

Prep Information

Digestion Method: EPA 7471B

Parameter	Result	Qualifier	Units	RL	MDL	Dilution Factor	Date Prepared	Date Analyzed	Analytical Method	Analyst
Total Metals - Mansfield Lab for sample(s): 01-06 Batch: WG1103180-1										
Aluminum, Total	ND		mg/kg	4.00	1.08	1	04/03/18 19:37	04/05/18 12:00	1,6010C	PE
Antimony, Total	ND		mg/kg	2.00	0.152	1	04/03/18 19:37	04/05/18 12:00	1,6010C	PE
Arsenic, Total	ND		mg/kg	0.400	0.083	1	04/03/18 19:37	04/05/18 12:00	1,6010C	PE
Barium, Total	ND		mg/kg	0.400	0.070	1	04/03/18 19:37	04/05/18 12:00	1,6010C	PE
Beryllium, Total	ND		mg/kg	0.200	0.013	1	04/03/18 19:37	04/05/18 12:00	1,6010C	PE
Cadmium, Total	ND		mg/kg	0.400	0.039	1	04/03/18 19:37	04/05/18 12:00	1,6010C	PE
Calcium, Total	ND		mg/kg	4.00	1.40	1	04/03/18 19:37	04/05/18 12:00	1,6010C	PE
Chromium, Total	ND		mg/kg	0.400	0.038	1	04/03/18 19:37	04/05/18 12:00	1,6010C	PE
Cobalt, Total	ND		mg/kg	0.800	0.066	1	04/03/18 19:37	04/05/18 12:00	1,6010C	PE
Copper, Total	ND		mg/kg	0.400	0.103	1	04/03/18 19:37	04/05/18 12:00	1,6010C	PE
Iron, Total	ND		mg/kg	2.00	0.361	1	04/03/18 19:37	04/05/18 12:00	1,6010C	PE
Lead, Total	ND		mg/kg	2.00	0.107	1	04/03/18 19:37	04/05/18 12:00	1,6010C	PE
Magnesium, Total	ND		mg/kg	4.00	0.616	1	04/03/18 19:37	04/05/18 12:00	1,6010C	PE
Manganese, Total	ND		mg/kg	0.400	0.064	1	04/03/18 19:37	04/05/18 12:00	1,6010C	PE
Nickel, Total	ND		mg/kg	1.00	0.097	1	04/03/18 19:37	04/05/18 12:00	1,6010C	PE
Potassium, Total	ND		mg/kg	100	5.76	1	04/03/18 19:37	04/05/18 12:00	1,6010C	PE
Selenium, Total	ND		mg/kg	0.800	0.103	1	04/03/18 19:37	04/05/18 12:00	1,6010C	PE
Silver, Total	ND		mg/kg	0.400	0.113	1	04/03/18 19:37	04/05/18 12:00	1,6010C	PE
Sodium, Total	ND		mg/kg	80.0	1.26	1	04/03/18 19:37	04/05/18 12:00	1,6010C	PE
Thallium, Total	ND		mg/kg	0.800	0.126	1	04/03/18 19:37	04/05/18 12:00	1,6010C	PE
Vanadium, Total	ND		mg/kg	0.400	0.081	1	04/03/18 19:37	04/05/18 12:00	1,6010C	PE
Zinc, Total	ND		mg/kg	2.00	0.117	1	04/03/18 19:37	04/05/18 12:00	1,6010C	PE

Project Name: 1111 ELMWOOD AVE.
Project Number: B0369-018-004-002
Lab Number: L1811141
Report Date: 04/06/18

Method Blank Analysis
Batch Quality Control

Prep Information

Digestion Method: EPA 3050B

Lab Control Sample Analysis

Batch Quality Control

Project Name: 1111 ELMWOOD AVE.

Project Number: B0369-018-004-002

Lab Number: L1811141

Report Date: 04/06/18

Parameter	LCS %Recovery	Qual	LCSD %Recovery	Qual	%Recovery Limits	RPD	Qual	RPD Limits
Total Metals - Mansfield Lab Associated sample(s): 01-06 Batch: WG1102872-2 SRM Lot Number: D098-540								
Mercury, Total	105		-		50-149	-		

Lab Control Sample Analysis

Batch Quality Control

Project Name: 1111 ELMWOOD AVE.

Project Number: B0369-018-004-002

Lab Number: L1811141

Report Date: 04/06/18

Parameter	LCS %Recovery	LCSD %Recovery	%Recovery Limits	RPD	RPD Limits
Total Metals - Mansfield Lab Associated sample(s): 01-06 Batch: WG1103180-2 SRM Lot Number: D098-540					
Aluminum, Total	74	-	47-153	-	
Antimony, Total	146	-	6-194	-	
Arsenic, Total	98	-	83-117	-	
Barium, Total	89	-	82-118	-	
Beryllium, Total	92	-	83-117	-	
Cadmium, Total	92	-	82-117	-	
Calcium, Total	88	-	81-118	-	
Chromium, Total	90	-	83-119	-	
Cobalt, Total	94	-	84-116	-	
Copper, Total	93	-	84-116	-	
Iron, Total	92	-	60-140	-	
Lead, Total	90	-	82-117	-	
Magnesium, Total	85	-	76-124	-	
Manganese, Total	87	-	82-118	-	
Nickel, Total	92	-	82-117	-	
Potassium, Total	81	-	69-131	-	
Selenium, Total	96	-	78-121	-	
Silver, Total	97	-	80-120	-	
Sodium, Total	90	-	74-126	-	
Thallium, Total	96	-	80-119	-	
Vanadium, Total	93	-	79-121	-	

Lab Control Sample Analysis

Batch Quality Control

Project Name: 1111 ELMWOOD AVE.

Project Number: B0369-018-004-002

Lab Number: L1811141

Report Date: 04/06/18

Parameter	LCS %Recovery	LCSD %Recovery	%Recovery Limits	RPD	RPD Limits
Total Metals - Mansfield Lab Associated sample(s): 01-06 Batch: WG1103180-2 SRM Lot Number: D098-540					
Zinc, Total	92	-	81-119	-	

Matrix Spike Analysis
Batch Quality Control

Project Name: 1111 ELMWOOD AVE.
Project Number: B0369-018-004-002

Lab Number: L1811141
Report Date: 04/06/18

Parameter	Native Sample	MS Added	MS Found	MS %Recovery	Qual	MSD Found	MSD %Recovery	Qual	Recovery Limits	RPD	Qual	RPD Limits
Total Metals - Mansfield Lab Associated sample(s): 01-06 QC Batch ID: WG1102872-3 WG1102872-4 QC Sample: L1811141-04 Client ID: B-31												
Mercury, Total	0.032J	0.162	0.210	**130**	Q	0.231	**139**	Q	80-120	10		20

Matrix Spike Analysis
Batch Quality Control

Project Name: 1111 ELMWOOD AVE.
Project Number: B0369-018-004-002

Lab Number: L1811141
Report Date: 04/06/18

Parameter	Native Sample	MS Added	MS Found	MS %Recovery		MSD Found	MSD %Recovery		Recovery Limits	RPD		RPD Limits
Total Metals - Mansfield Lab Associated sample(s): 01-06 QC Batch ID: WG1103180-3 WG1103180-4 QC Sample: L1811141-04 Client ID: B-31												
Aluminum, Total	17500	201	18500	**497**	Q	17800	**147**	Q	75-125	4		20
Antimony, Total	ND	50.3	29.2	**58**	Q	29.0	**57**	Q	75-125	1		20
Arsenic, Total	4.30	12.1	13.2	**74**	Q	13.0	**71**	Q	75-125	2		20
Barium, Total	153.	201	293	**70**	Q	290	**67**	Q	75-125	1		20
Beryllium, Total	0.787	5.03	4.24	**69**	Q	4.29	**69**	Q	75-125	1		20
Cadmium, Total	ND	5.13	3.26	**64**	Q	3.22	**62**	Q	75-125	1		20
Calcium, Total	4940	1010	6660	**171**	Q	4770	**0**	Q	75-125	**33**	Q	20
Chromium, Total	21.9	20.1	35.7	**68**	Q	36.0	**69**	Q	75-125	1		20
Cobalt, Total	10.2	50.3	41.0	**61**	Q	40.1	**59**	Q	75-125	2		20
Copper, Total	21.8	25.2	38.7	**67**	Q	39.5	**69**	Q	75-125	2		20
Iron, Total	26000	101	26000	**0**	Q	25500	**0**	Q	75-125	2		20
Lead, Total	13.6	51.3	43.9	**59**	Q	41.7	**54**	Q	75-125	5		20
Magnesium, Total	6140	1010	6500	**36**	Q	6140	**0**	Q	75-125	6		20
Manganese, Total	421.	50.3	471	99		362	**0**	Q	75-125	**26**	Q	20
Nickel, Total	24.3	50.3	54.8	**61**	Q	53.3	**57**	Q	75-125	3		20
Potassium, Total	1340	1010	2260	91		2180	82		75-125	4		20
Selenium, Total	0.427J	12.1	8.13	**67**	Q	8.44	**69**	Q	75-125	4		20
Silver, Total	ND	30.2	23.0	76		26.9	88		75-125	16		20
Sodium, Total	198.	1010	950	75		946	**73**	Q	75-125	0		20
Thallium, Total	ND	12.1	6.82	**56**	Q	6.87	**56**	Q	75-125	1		20
Vanadium, Total	29.7	50.3	66.5	**73**	Q	67.4	**74**	Q	75-125	1		20

Matrix Spike Analysis
Batch Quality Control

Project Name: 1111 ELMWOOD AVE.
Project Number: B0369-018-004-002

Lab Number: L1811141
Report Date: 04/06/18

Parameter	Native Sample	MS Added	MS Found	MS %Recovery		MSD Found	MSD %Recovery		Recovery Limits	RPD	RPD Limits
Total Metals - Mansfield Lab Associated sample(s): 01-06 QC Batch ID: WG1103180-3 WG1103180-4 QC Sample: L1811141-04 Client ID: B-31											
Zinc, Total	59.6	50.3	93.1	**66**	Q	93.9	**67**	Q	75-125	1	20

INORGANICS
&
MISCELLANEOUS

Project Name: 1111 ELMWOOD AVE.
Project Number: B0369-018-004-002

Lab Number: L1811141
Report Date: 04/06/18

SAMPLE RESULTS

Lab ID: L1811141-01
Client ID: B-29
Sample Location: BUFFALO

Date Collected: 03/30/18 08:25
Date Received: 03/30/18
Field Prep: Not Specified

Sample Depth:
Matrix: Soil

Parameter	Result	Qualifier	Units	RL	MDL	Dilution Factor	Date Prepared	Date Analyzed	Analytical Method	Analyst
General Chemistry - Westborough Lab										
Solids, Total	79.1		%	0.100	NA	1	-	04/03/18 02:56	121,2540G	FN

Project Name: 1111 ELMWOOD AVE.
Project Number: B0369-018-004-002

Lab Number: L1811141
Report Date: 04/06/18

SAMPLE RESULTS

Lab ID: L1811141-02
Client ID: B-30
Sample Location: BUFFALO

Date Collected: 03/30/18 09:04
Date Received: 03/30/18
Field Prep: Not Specified

Sample Depth:
Matrix: Soil

Parameter	Result	Qualifier	Units	RL	MDL	Dilution Factor	Date Prepared	Date Analyzed	Analytical Method	Analyst
General Chemistry - Westborough Lab										
Solids, Total	81.0		%	0.100	NA	1	-	04/03/18 02:56	121,2540G	FN

Project Name: 1111 ELMWOOD AVE.
Project Number: B0369-018-004-002

Lab Number: L1811141
Report Date: 04/06/18

SAMPLE RESULTS

Lab ID: L1811141-03
Client ID: BLIND DUP #3
Sample Location: BUFFALO

Date Collected: 03/30/18 12:00
Date Received: 03/30/18
Field Prep: Not Specified

Sample Depth:
Matrix: Soil

Parameter	Result	Qualifier	Units	RL	MDL	Dilution Factor	Date Prepared	Date Analyzed	Analytical Method	Analyst
General Chemistry - Westborough Lab										
Solids, Total	70.4		%	0.100	NA	1	-	04/03/18 02:56	121,2540G	FN

Project Name: 1111 ELMWOOD AVE.
Project Number: B0369-018-004-002

Lab Number: L1811141
Report Date: 04/06/18

SAMPLE RESULTS

Lab ID: L1811141-04
Client ID: B-31
Sample Location: BUFFALO

Date Collected: 03/30/18 10:34
Date Received: 03/30/18
Field Prep: Not Specified

Sample Depth:
Matrix: Soil

Parameter	Result	Qualifier	Units	RL	MDL	Dilution Factor	Date Prepared	Date Analyzed	Analytical Method	Analyst
General Chemistry - Westborough Lab										
Solids, Total	77.4		%	0.100	NA	1	-	04/02/18 20:53	121,2540G	FN

Project Name: 1111 ELMWOOD AVE.
Project Number: B0369-018-004-002

Lab Number: L1811141
Report Date: 04/06/18

SAMPLE RESULTS

Lab ID: L1811141-05
Client ID: B-32
Sample Location: BUFFALO

Date Collected: 03/30/18 11:28
Date Received: 03/30/18
Field Prep: Not Specified

Sample Depth:
Matrix: Soil

Parameter	Result	Qualifier	Units	RL	MDL	Dilution Factor	Date Prepared	Date Analyzed	Analytical Method	Analyst
General Chemistry - Westborough Lab										
Solids, Total	77.3		%	0.100	NA	1	-	04/03/18 02:56	121,2540G	FN

Project Name: 1111 ELMWOOD AVE.
Project Number: B0369-018-004-002

Lab Number: L1811141
Report Date: 04/06/18

SAMPLE RESULTS

Lab ID: L1811141-06
Client ID: B-33
Sample Location: BUFFALO

Date Collected: 03/30/18 13:43
Date Received: 03/30/18
Field Prep: Not Specified

Sample Depth:
Matrix: Soil

Parameter	Result	Qualifier	Units	RL	MDL	Dilution Factor	Date Prepared	Date Analyzed	Analytical Method	Analyst
General Chemistry - Westborough Lab										
Solids, Total	79.1		%	0.100	NA	1	-	04/03/18 02:56	121,2540G	FN

Lab Duplicate Analysis
Batch Quality Control

Project Name: 1111 ELMWOOD AVE.
Project Number: B0369-018-004-00

Lab Number: L1811141
Report Date: 04/06/18

Parameter	Native Sample	Duplicate Sample	Units	RPD	Qual	RPD Limits
General Chemistry - Westborough Lab Associated sample(s): 04 QC Batch ID: WG1102783-1 QC Sample: L1811141-04 Client ID: B-31						
Solids, Total	77.4	76.8	%	1		20
General Chemistry - Westborough Lab Associated sample(s): 01-03,05-06 QC Batch ID: WG1102856-1 QC Sample: L1811141-01 Client ID: B-29						
Solids, Total	79.1	82.0	%	4		20

Project Name: 1111 ELMWOOD AVE.
Project Number: B0369-018-004-002

Lab Number: L1811141
Report Date: 04/06/18

Sample Receipt and Container Information

Were project specific reporting limits specified? YES

Cooler Information

Cooler	Custody Seal
A	Absent

Container Information

Container ID	Container Type	Cooler	Initial pH	Final pH	Temp deg C	Pres	Seal	Frozen Date/Time	Analysis(*)
L1811141-01A	Glass 60ml unpreserved split	A	NA		5.6	Y	Absent		BE-TI(180),AS-TI(180),BA-TI(180),AG-TI(180),AL-TI(180),CR-TI(180),NI-TI(180),TL-TI(180),CU-TI(180),PB-TI(180),SB-TI(180),SE-TI(180),ZN-TI(180),CO-TI(180),V-TI(180),FE-TI(180),HG-T(28),MG-TI(180),MN-TI(180),CA-TI(180),CD-TI(180),K-TI(180),NA-TI(180)
L1811141-01B	Glass 250ml/8oz unpreserved	A	NA		5.6	Y	Absent		NYTCL-8270(14),TS(7)
L1811141-02A	Glass 60ml unpreserved split	A	NA		5.6	Y	Absent		BE-TI(180),AS-TI(180),BA-TI(180),AG-TI(180),AL-TI(180),CR-TI(180),NI-TI(180),TL-TI(180),CU-TI(180),PB-TI(180),SB-TI(180),SE-TI(180),ZN-TI(180),CO-TI(180),V-TI(180),FE-TI(180),HG-T(28),MG-TI(180),MN-TI(180),CA-TI(180),CD-TI(180),K-TI(180),NA-TI(180)
L1811141-02B	Glass 250ml/8oz unpreserved	A	NA		5.6	Y	Absent		NYTCL-8270(14),TS(7)
L1811141-03A	Glass 60ml unpreserved split	A	NA		5.6	Y	Absent		BE-TI(180),AS-TI(180),BA-TI(180),AG-TI(180),AL-TI(180),CR-TI(180),NI-TI(180),TL-TI(180),CU-TI(180),PB-TI(180),SB-TI(180),SE-TI(180),ZN-TI(180),CO-TI(180),V-TI(180),FE-TI(180),HG-T(28),MG-TI(180),MN-TI(180),CA-TI(180),CD-TI(180),K-TI(180),NA-TI(180)
L1811141-03B	Glass 250ml/8oz unpreserved	A	NA		5.6	Y	Absent		NYTCL-8270(14),TS(7)
L1811141-04A	Glass 60ml unpreserved split	A	NA		5.6	Y	Absent		BE-TI(180),AS-TI(180),BA-TI(180),AG-TI(180),AL-TI(180),CR-TI(180),NI-TI(180),TL-TI(180),CU-TI(180),PB-TI(180),SB-TI(180),SE-TI(180),ZN-TI(180),CO-TI(180),V-TI(180),FE-TI(180),HG-T(28),MG-TI(180),MN-TI(180),CA-TI(180),CD-TI(180),K-TI(180),NA-TI(180)
L1811141-04A1	Metals Only-Glass 60mL/2oz unpreserved	A	NA		5.6	Y	Absent		BE-TI(180),AS-TI(180),BA-TI(180),AG-TI(180),AL-TI(180),CR-TI(180),NI-TI(180),TL-TI(180),CU-TI(180),PB-TI(180),SB-TI(180),SE-TI(180),ZN-TI(180),CO-TI(180),V-TI(180),FE-TI(180),HG-T(28),MG-TI(180),MN-TI(180),CA-TI(180),CD-TI(180),K-TI(180),NA-TI(180)

*Values in parentheses indicate holding time in days

Project Name: 1111 ELMWOOD AVE.
Project Number: B0369-018-004-002

Lab Number: L1811141
Report Date: 04/06/18

Container Information

Container ID	Container Type	Cooler	Initial pH	Final pH	Temp deg C	Pres	Seal	Frozen Date/Time	Analysis(*)
L1811141-04A2	Metals Only-Glass 60mL/2oz unpreserved	A	NA		5.6	Y	Absent		BE-TI(180),AS-TI(180),BA-TI(180),AG-TI(180),AL-TI(180),CR-TI(180),NI-TI(180),TL-TI(180),CU-TI(180),PB-TI(180),SB-TI(180),SE-TI(180),ZN-TI(180),CO-TI(180),V-TI(180),FE-TI(180),HG-T(28),MG-TI(180),MN-TI(180),CA-TI(180),CD-TI(180),K-TI(180),NA-TI(180)
L1811141-04B	Glass 250ml/8oz unpreserved	A	NA		5.6	Y	Absent		NYTCL-8270(14),TS(7)
L1811141-04B1	Glass 250ml/8oz unpreserved	A	NA		5.6	Y	Absent		NYTCL-8270(14),TS(7)
L1811141-04B2	Glass 250ml/8oz unpreserved	A	NA		5.6	Y	Absent		NYTCL-8270(14),TS(7)
L1811141-05A	Glass 60ml unpreserved split	A	NA		5.6	Y	Absent		BE-TI(180),AS-TI(180),BA-TI(180),AG-TI(180),AL-TI(180),CR-TI(180),NI-TI(180),TL-TI(180),CU-TI(180),PB-TI(180),SB-TI(180),SE-TI(180),ZN-TI(180),CO-TI(180),V-TI(180),FE-TI(180),HG-T(28),MG-TI(180),MN-TI(180),CA-TI(180),CD-TI(180),K-TI(180),NA-TI(180)
L1811141-05B	Glass 250ml/8oz unpreserved	A	NA		5.6	Y	Absent		NYTCL-8270(14),TS(7)
L1811141-06A	Glass 60ml unpreserved split	A	NA		5.6	Y	Absent		BE-TI(180),AS-TI(180),BA-TI(180),AG-TI(180),AL-TI(180),CR-TI(180),NI-TI(180),TL-TI(180),CU-TI(180),PB-TI(180),SB-TI(180),SE-TI(180),ZN-TI(180),CO-TI(180),V-TI(180),FE-TI(180),HG-T(28),MG-TI(180),MN-TI(180),CA-TI(180),CD-TI(180),K-TI(180),NA-TI(180)
L1811141-06B	Glass 250ml/8oz unpreserved	A	NA		5.6	Y	Absent		NYTCL-8270(14),TS(7)

*Values in parentheses indicate holding time in days

Project Name:	1111 ELMWOOD AVE.	**Lab Number:**	L1811141
Project Number:	B0369-018-004-002	**Report Date:**	04/06/18

GLOSSARY

Acronyms

EDL	- Estimated Detection Limit: This value represents the level to which target analyte concentrations are reported as estimated values, when those target analyte concentrations are quantified below the reporting limit (RL). The EDL includes any adjustments from dilutions, concentrations or moisture content, where applicable. The use of EDLs is specific to the analysis of PAHs using Solid-Phase Microextraction (SPME).
EPA	- Environmental Protection Agency.
LCS	- Laboratory Control Sample: A sample matrix, free from the analytes of interest, spiked with verified known amounts of analytes or a material containing known and verified amounts of analytes.
LCSD	- Laboratory Control Sample Duplicate: Refer to LCS.
LFB	- Laboratory Fortified Blank: A sample matrix, free from the analytes of interest, spiked with verified known amounts of analytes or a material containing known and verified amounts of analytes.
MDL	- Method Detection Limit: This value represents the level to which target analyte concentrations are reported as estimated values, when those target analyte concentrations are quantified below the reporting limit (RL). The MDL includes any adjustments from dilutions, concentrations or moisture content, where applicable.
MS	- Matrix Spike Sample: A sample prepared by adding a known mass of target analyte to a specified amount of matrix sample for which an independent estimate of target analyte concentration is available.
MSD	- Matrix Spike Sample Duplicate: Refer to MS.
NA	- Not Applicable.
NC	- Not Calculated: Term is utilized when one or more of the results utilized in the calculation are non-detect at the parameter's reporting unit.
NDPA/DPA	- N-Nitrosodiphenylamine/Diphenylamine.
NI	- Not Ignitable.
NP	- Non-Plastic: Term is utilized for the analysis of Atterberg Limits in soil.
RL	- Reporting Limit: The value at which an instrument can accurately measure an analyte at a specific concentration. The RL includes any adjustments from dilutions, concentrations or moisture content, where applicable.
RPD	- Relative Percent Difference: The results from matrix and/or matrix spike duplicates are primarily designed to assess the precision of analytical results in a given matrix and are expressed as relative percent difference (RPD). Values which are less than five times the reporting limit for any individual parameter are evaluated by utilizing the absolute difference between the values; although the RPD value will be provided in the report.
SRM	- Standard Reference Material: A reference sample of a known or certified value that is of the same or similar matrix as the associated field samples.
STLP	- Semi-dynamic Tank Leaching Procedure per EPA Method 1315.
TIC	- Tentatively Identified Compound: A compound that has been identified to be present and is not part of the target compound list (TCL) for the method and/or program. All TICs are qualitatively identified and reported as estimated concentrations.

Footnotes

1	- The reference for this analyte should be considered modified since this analyte is absent from the target analyte list of the original method.

Terms

Analytical Method: Both the document from which the method originates and the analytical reference method. (Example: EPA 8260B is shown as 1,8260B.) The codes for the reference method documents are provided in the References section of the Addendum.

Final pH: As it pertains to Sample Receipt & Container Information section of the report, Final pH reflects pH of container determined after adjustment at the laboratory, if applicable. If no adjustment required, value reflects Initial pH.

Frozen Date/Time: With respect to Volatile Organics in soil, Frozen Date/Time reflects the date/time at which associated Reagent Water-preserved vials were initially frozen. Note: If frozen date/time is beyond 48 hours from sample collection, value will be reflected in 'bold'.

Initial pH: As it pertains to Sample Receipt & Container Information section of the report, Initial pH reflects pH of container determined upon receipt, if applicable.

Total: With respect to Organic analyses, a 'Total' result is defined as the summation of results for individual isomers or Aroclors. If a 'Total' result is requested, the results of its individual components will also be reported. This is applicable to 'Total' results for methods 8260, 8081 and 8082.

Data Qualifiers

A	- Spectra identified as "Aldol Condensation Product".
B	- The analyte was detected above the reporting limit in the associated method blank. Flag only applies to associated field samples that have detectable concentrations of the analyte at less than ten times (10x) the concentration found in the blank. For MCP-related

Report Format: DU Report with 'J' Qualifiers

Project Name:	1111 ELMWOOD AVE.	**Lab Number:**	L1811141
Project Number:	B0369-018-004-002	**Report Date:**	04/06/18

Data Qualifiers

projects, flag only applies to associated field samples that have detectable concentrations of the analyte at less than ten times (10x) the concentration found in the blank. For DOD-related projects, flag only applies to associated field samples that have detectable concentrations of the analyte at less than ten times (10x) the concentration found in the blank AND the analyte was detected above one-half the reporting limit (or above the reporting limit for common lab contaminants) in the associated method blank. For NJ-Air-related projects, flag only applies to associated field samples that have detectable concentrations of the analyte above the reporting limit. For NJ-related projects (excluding Air), flag only applies to associated field samples that have detectable concentrations of the analyte, which was detected above the reporting limit in the associated method blank or above five times the reporting limit for common lab contaminants (Phthalates, Acetone, Methylene Chloride, 2-Butanone).

C - Co-elution: The target analyte co-elutes with a known lab standard (i.e. surrogate, internal standards, etc.) for co-extracted analyses.

D - Concentration of analyte was quantified from diluted analysis. Flag only applies to field samples that have detectable concentrations of the analyte.

E - Concentration of analyte exceeds the range of the calibration curve and/or linear range of the instrument.

G - The concentration may be biased high due to matrix interferences (i.e, co-elution) with non-target compound(s). The result should be considered estimated.

H - The analysis of pH was performed beyond the regulatory-required holding time of 15 minutes from the time of sample collection.

I - The lower value for the two columns has been reported due to obvious interference.

M - Reporting Limit (RL) exceeds the MCP CAM Reporting Limit for this analyte.

NJ - Presumptive evidence of compound. This represents an estimated concentration for Tentatively Identified Compounds (TICs), where the identification is based on a mass spectral library search.

P - The RPD between the results for the two columns exceeds the method-specified criteria.

Q - The quality control sample exceeds the associated acceptance criteria. For DOD-related projects, LCS and/or Continuing Calibration Standard exceedences are also qualified on all associated sample results. Note: This flag is not applicable for matrix spike recoveries when the sample concentration is greater than 4x the spike added or for batch duplicate RPD when the sample concentrations are less than 5x the RL. (Metals only.)

R - Analytical results are from sample re-analysis.

RE - Analytical results are from sample re-extraction.

S - Analytical results are from modified screening analysis.

J - Estimated value. The Target analyte concentration is below the quantitation limit (RL), but above the Method Detection Limit (MDL) or Estimated Detection Limit (EDL) for SPME-related analyses. This represents an estimated concentration for Tentatively Identified Compounds (TICs).

ND - Not detected at the method detection limit (MDL) for the sample, or estimated detection limit (EDL) for SPME-related analyses.

Report Format: DU Report with 'J' Qualifiers

Project Name:	1111 ELMWOOD AVE.	**Lab Number:**	L1811141
Project Number:	B0369-018-004-002	**Report Date:**	04/06/18

REFERENCES

1 Test Methods for Evaluating Solid Waste: Physical/Chemical Methods. EPA SW-846. Third Edition. Updates I - IV, 2007.

121 Standard Methods for the Examination of Water and Wastewater. APHA-AWWA-WEF. Standard Methods Online.

LIMITATION OF LIABILITIES

Alpha Analytical performs services with reasonable care and diligence normal to the analytical testing laboratory industry. In the event of an error, the sole and exclusive responsibility of Alpha Analytical shall be to re-perform the work at it's own expense. In no event shall Alpha Analytical be held liable for any incidental, consequential or special damages, including but not limited to, damages in any way connected with the use of, interpretation of, information or analysis provided by Alpha Analytical.

We strongly urge our clients to comply with EPA protocol regarding sample volume, preservation, cooling, containers, sampling procedures, holding time and splitting of samples in the field.

Certification Information

The following analytes are not included in our Primary NELAP Scope of Accreditation:

Westborough Facility
EPA 624: m/p-xylene, o-xylene
EPA 8260C: NPW: 1,2,4,5-Tetramethylbenzene; 4-Ethyltoluene, Azobenzene; SCM: Iodomethane (methyl iodide), Methyl methacrylate, 1,2,4,5-Tetramethylbenzene; 4-Ethyltoluene.
EPA 8270D: NPW: Dimethylnaphthalene,1,4-Diphenylhydrazine; SCM: Dimethylnaphthalene,1,4-Diphenylhydrazine.
EPA 300: DW: Bromide
EPA 6860: SCM: Perchlorate
EPA 9010: NPW and SCM: Amenable Cyanide Distillation
SM4500: NPW: Amenable Cyanide, Dissolved Oxygen; SCM: Total Phosphorus, TKN, NO2, NO3.

Mansfield Facility
SM 2540D: TSS
EPA 8082A: NPW: PCB: 1, 5, 31, 87,101, 110, 141, 151, 153, 180, 183, 187.
EPA TO-15: Halothane, 2,4,4-Trimethyl-2-pentene, 2,4,4-Trimethyl-1-pentene, Thiophene, 2-Methylthiophene, 3-Methylthiophene, 2-Ethylthiophene, 1,2,3-Trimethylbenzene, Indan, Indene, 1,2,4,5-Tetramethylbenzene, Benzothiophene, 1-Methylnaphthalene.
Biological Tissue Matrix: EPA 3050B

The following analytes are included in our Massachusetts DEP Scope of Accreditation

Westborough Facility:

Drinking Water
EPA 300.0: Chloride, Nitrate-N, Fluoride, Sulfate; **EPA 353.2**: Nitrate-N, Nitrite-N; **SM4500NO3-F**: Nitrate-N, Nitrite-N; **SM4500F-C, SM4500CN-CE, EPA 180.1, SM2130B, SM4500CI-D, SM2320B, SM2540C, SM4500H-B**
EPA 332: Perchlorate; **EPA 524.2:** THMs and VOCs; **EPA 504.1:** EDB, DBCP.
Microbiology: **SM9215B; SM9223-P/A, SM9223B-Colilert-QT,SM9222D**.

Non-Potable Water
SM4500H,B, EPA 120.1, SM2510B, SM2540C, SM2320B, SM4500CL-E, SM4500F-BC, SM4500NH3-BH: Ammonia-N and Kjeldahl-N, **EPA 350.1**: Ammonia-N, **LACHAT 10-107-06-1-B**: Ammonia-N, **EPA 351.1, SM4500NO3-F, EPA 353.2**: Nitrate-N**, EPA 351.1, SM4500P-E, SM4500P-B, E, SM4500SO4-E, SM5220D, EPA 410.4, SM5210B, SM5310C, SM4500CL-D, EPA 1664, EPA 420.1, SM4500-CN-CE, SM2540D.**
EPA 624: Volatile Halocarbons & Aromatics,
EPA 608: Chlordane, Toxaphene, Aldrin, alpha-BHC, beta-BHC, gamma-BHC, delta-BHC, Dieldrin, DDD, DDE, DDT, Endosulfan I, Endosulfan II, Endosulfan sulfate, Endrin, Endrin Aldehyde, Heptachlor, Heptachlor Epoxide, PCBs
EPA 625: SVOC (Acid/Base/Neutral Extractables), **EPA 600/4-81-045**: PCB-Oil.
Microbiology: **SM9223B-Colilert-QT; Enterolert-QT, SM9221E, SM9222D.**

Mansfield Facility:

Drinking Water
EPA 200.7: Al, Ba, Be, Cd, Cr, Cu, Mn, Ni, Na, Ag, Ca, Zn. **EPA 200.8:** Al, Sb, As, Ba, Be, Cd, Cr, Cu, Pb, Mn, Ni, Se, Ag, TL, Zn. **EPA 245.1** Hg.
EPA 522.

Non-Potable Water
EPA 200.7: Al, Sb, As, Be, Cd, Ca, Cr, Co, Cu, Fe, Pb, Mg, Mn, Mo, Ni, K, Se, Ag, Na, Sr, TL, Ti, V, Zn.
EPA 200.8: Al, Sb, As, Be, Cd, Cr, Cu, Pb, Mn, Ni, Se, Ag, TL, Zn.
EPA 245.1 Hg.
SM2340B

For a complete listing of analytes and methods, please contact your Alpha Project Manager.

ALPHA ANALYTICAL

Westborough, MA 01581
8 Walkup Dr.
TEL: 508-898-9220
FAX: 508-898-9193

Mansfield, MA 02048
320 Forbes Blvd
TEL: 508-822-9300
FAX: 508-822-3288

NEW YORK CHAIN OF CUSTODY

Service Centers
Mahwah, NJ 07430: 35 Whitney Rd, Suite 5
Albany, NY 12205: 14 Walker Way
Tonawanda, NY 14150: 275 Cooper Ave, Suite 105

Page 1 of 1

Date Rec'd in Lab: 3-30-18

ALPHA Job #: L1811141

Client Information
Client: Technical Env
Address: 2558 Hamburg Turnpike Lackawanna NY 14218 suite 300
Phone: (716) 818-8358
Fax: (716) 856-0553
Email: TBehrendt@trinityllc.com

Project Information
Project Name: 1111 Elmwood Ave
Project Location: Buffalo NY
Project #: D0369-018-004-002
(Use Project name as Project #) ☒
Project Manager: Chris Brien
ALPHAQuote #:

Turn-Around Time
Standard ☒ Due Date:
Rush (only if pre approved) ☐ # of Days:

Deliverables
☐ ASP-A ☐ ASP-B
☐ EQuIS (1 File) ☐ EQuIS (4 File)
☐ Other

Regulatory Requirement
☐ NY TOGS ☐ NY Part 375
☐ AWQ Standards ☐ NY CP-51
☐ NY Restricted Use ☐ Other
☐ NY Unrestricted Use
☐ NYC Sewer Discharge

Billing Information
☐ Same as Client Info
PO #

Disposal Site Information
Please identify below location of applicable disposal facilities.
Disposal Facility:
☐ NJ ☐ NY
☐ Other:

These samples have been previously analyzed by Alpha ☐

Other project specific requirements/comments:

Cat B

Please specify Metals or TAL.

ANALYSIS

Sample Filtration
☐ Done
☐ Lab to do
Preservation
☐ Lab to do
(Please Specify below)

ALPHA Lab ID (Lab Use Only)	Sample ID	Collection Date	Collection Time	Sample Matrix	Sampler's Initials	TCL SVOC	TAL METALS	Sample Specific Comments	Total Bottle
11141-01	B-29	3/30/18	825	SS	TAB	X	X		1
02	B-30		904	SS		X	X		1
03	Blind Dup #3		1200	SS		X	X		1
04	B-31 (MS/MSD)		1034	SS		X	X		3
05	B-32		1128	SS		X	X		1
06	B-33		1343	SS		X	X		1

Container Type	A	A
Preservative	A	A

Preservative Code:
A = None
B = HCl
C = HNO_3
D = H_2SO_4
E = NaOH
F = MeOH
G = $NaHSO_4$
H = $Na_2S_2O_3$
K/E = Zn Ac/NaOH
O = Other

Container Code
P = Plastic
A = Amber Glass
V = Vial
G = Glass
B = Bacteria Cup
C = Cube
O = Other
E = Encore
D = BOD Bottle

Westboro: Certification No: MA935
Mansfield: Certification No: MA015

Relinquished By:	Date/Time	Received By:	Date/Time
	3/30/18 16:05	Audrey Tiley AAL	3/30/18 16:05
Audrey Tiley AAL	3/30/18 16:30		3/31/18 00:25

Please print clearly, legibly and completely. Samples can not be logged in and turnaround time clock will not start until any ambiguities are resolved. BY EXECUTING THIS COC, THE CLIENT HAS READ AND AGREES TO BE BOUND BY ALPHA'S TERMS & CONDITIONS. (See reverse side.)

Form No: 01-25 HC (rev. 30-Sept-2013)

ANALYTICAL REPORT

Lab Number:	L1811302
Client:	Benchmark & Turnkey Companies 2558 Hamburg Turnpike Suite 300 Buffalo, NY 14218
ATTN:	Chris Boron
Phone:	(716) 856-0599
Project Name:	1111 ELMWOOD
Project Number:	0369-018-001-004-002
Report Date:	04/09/18

The original project report/data package is held by Alpha Analytical. This report/data package is paginated and should be reproduced only in its entirety. Alpha Analytical holds no responsibility for results and/or data that are not consistent with the original.

Certifications & Approvals: MA (M-MA086), NH NELAP (2064), NJ NELAP (MA935), CT (PH-0574), IL (200077), ME (MA00086), MD (348), NY (11148), NC (25700/666), PA (68-03671), RI (LAO00065), TX (T104704476), VT (VT-0935), VA (460195), USDA (Permit #P330-14-00197).

Eight Walkup Drive, Westborough, MA 01581-1019
508-898-9220 (Fax) 508-898-9193 800-624-9220 - www.alphalab.com

Project Name: 1111 ELMWOOD
Project Number: 0369-018-001-004-002

Lab Number: L1811302
Report Date: 04/09/18

Alpha Sample ID	Client ID	Matrix	Sample Location	Collection Date/Time	Receive Date
L1811302-01	B-34	SOIL	BUFFALO	04/02/18 09:19	04/02/18
L1811302-02	B-35	SOIL	BUFFALO	04/02/18 11:29	04/02/18
L1811302-03	B-36	SOIL	BUFFALO	04/02/18 12:15	04/02/18
L1811302-04	B-37	SOIL	BUFFALO	04/02/18 12:20	04/02/18
L1811302-05	B-38	SOIL	BUFFALO	04/02/18 13:17	04/02/18
L1811302-06	B-39	SOIL	BUFFALO	04/02/18 15:33	04/02/18
L1811302-07	B-40	SOIL	BUFFALO	04/02/18 15:36	04/02/18
L1811302-08	B-41	SOIL	BUFFALO	04/02/18 15:40	04/02/18
L1811302-09	SW-16	SOIL	BUFFALO	04/02/18 13:53	04/02/18
L1811302-10	SW-17	SOIL	BUFFALO	04/02/18 13:55	04/02/18
L1811302-11	SW-18	SOIL	BUFFALO	04/02/18 14:00	04/02/18
L1811302-12	SW-19	SOIL	BUFFALO	04/02/18 14:02	04/02/18
L1811302-13	SW-20	SOIL	BUFFALO	04/02/18 15:29	04/02/18

Project Name: 1111 ELMWOOD
Project Number: 0369-018-001-004-002

Lab Number: L1811302
Report Date: 04/09/18

Case Narrative

The samples were received in accordance with the Chain of Custody and no significant deviations were encountered during the preparation or analysis unless otherwise noted. Sample Receipt, Container Information, and the Chain of Custody are located at the back of the report.

Results contained within this report relate only to the samples submitted under this Alpha Lab Number and meet NELAP requirements for all NELAP accredited parameters unless otherwise noted in the following narrative. The data presented in this report is organized by parameter (i.e. VOC, SVOC, etc.). Sample specific Quality Control data (i.e. Surrogate Spike Recovery) is reported at the end of the target analyte list for each individual sample, followed by the Laboratory Batch Quality Control at the end of each parameter. Tentatively Identified Compounds (TICs), if requested, are reported for compounds identified to be present and are not part of the method/program Target Compound List, even if only a subset of the TCL are being reported. If a sample was re-analyzed or re-extracted due to a required quality control corrective action and if both sets of data are reported, the Laboratory ID of the re-analysis or re-extraction is designated with an "R" or "RE", respectively. When multiple Batch Quality Control elements are reported (e.g. more than one LCS), the associated samples for each element are noted in the grey shaded header line of each data table. Any Laboratory Batch, Sample Specific % recovery or RPD value that is outside the listed Acceptance Criteria is bolded in the report. All specific QC information is also incorporated in the Data Usability format of our Data Merger tool where it can be reviewed along with any associated usability implications. Soil/sediments, solids and tissues are reported on a dry weight basis unless otherwise noted. Definitions of all data qualifiers and acronyms used in this report are provided in the Glossary located at the back of the report.

In reference to questions H (CAM) or 4 (RCP) when "NO" is checked, the performance criteria for CAM and RCP methods allow for some quality control failures to occur and still be within method compliance. In these instances the specific failure is not narrated but noted in the associated QC table. The information is also incorporated in the Data Usability format of our Data Merger tool where it can be reviewed along with any associated usability implications.

Please see the associated ADEx data file for a comparison of laboratory reporting limits that were achieved with the regulatory Numerical Standards requested on the Chain of Custody.

HOLD POLICY
For samples submitted on hold, Alpha's policy is to hold samples (with the exception of Air canisters) free of charge for 21 calendar days from the date the project is completed. After 21 calendar days, we will dispose of all samples submitted including those put on hold unless you have contacted your Client Service Representative and made arrangements for Alpha to continue to hold the samples. Air canisters will be disposed after 3 business days from the date the project is completed.

Please contact Client Services at 800-624-9220 with any questions.

Project Name:	1111 ELMWOOD	**Lab Number:**	L1811302
Project Number:	0369-018-001-004-002	**Report Date:**	04/09/18

Case Narrative (continued)

Report Submission

All non-detect (ND) or estimated concentrations (J-qualified) have been quantitated to the limit noted in the MDL column.

Total Metals

L1811302-01 through -13: The sample has elevated detection limits for all elements, with the exception of mercury, due to the dilution required by matrix interferences encountered during analysis.

I, the undersigned, attest under the pains and penalties of perjury that, to the best of my knowledge and belief and based upon my personal inquiry of those responsible for providing the information contained in this analytical report, such information is accurate and complete. This certificate of analysis is not complete unless this page accompanies any and all pages of this report.

Authorized Signature: Kelly Stenstrom

Title: Technical Director/Representative Date: 04/09/18

ORGANICS

SEMIVOLATILES

Project Name: 1111 ELMWOOD
Project Number: 0369-018-001-004-002
Lab Number: L1811302
Report Date: 04/09/18

SAMPLE RESULTS

Lab ID: L1811302-01
Client ID: B-34
Sample Location: BUFFALO

Date Collected: 04/02/18 09:19
Date Received: 04/02/18
Field Prep: Not Specified

Sample Depth:
Matrix: Soil
Analytical Method: 1,8270D
Analytical Date: 04/07/18 08:53
Analyst: KR
Percent Solids: 80%

Extraction Method: EPA 3546
Extraction Date: 04/03/18 09:16

Parameter	Result	Qualifier	Units	RL	MDL	Dilution Factor
Semivolatile Organics by GC/MS - Westborough Lab						
Acenaphthene	38	J	ug/kg	160	21.	1
Hexachlorobenzene	ND		ug/kg	120	23.	1
Bis(2-chloroethyl)ether	ND		ug/kg	180	28.	1
2-Chloronaphthalene	ND		ug/kg	210	20.	1
3,3'-Dichlorobenzidine	ND		ug/kg	210	55.	1
2,4-Dinitrotoluene	ND		ug/kg	210	41.	1
2,6-Dinitrotoluene	ND		ug/kg	210	35.	1
Fluoranthene	6700		ug/kg	120	24.	1
4-Chlorophenyl phenyl ether	ND		ug/kg	210	22.	1
4-Bromophenyl phenyl ether	ND		ug/kg	210	31.	1
Bis(2-chloroisopropyl)ether	ND		ug/kg	250	35.	1
Bis(2-chloroethoxy)methane	ND		ug/kg	220	21.	1
Hexachlorobutadiene	ND		ug/kg	210	30.	1
Hexachlorocyclopentadiene	ND		ug/kg	590	190	1
Hexachloroethane	ND		ug/kg	160	33.	1
Isophorone	ND		ug/kg	180	27.	1
Naphthalene	120	J	ug/kg	210	25.	1
Nitrobenzene	ND		ug/kg	180	30.	1
NDPA/DPA	ND		ug/kg	160	23.	1
n-Nitrosodi-n-propylamine	ND		ug/kg	210	32.	1
Bis(2-ethylhexyl)phthalate	ND		ug/kg	210	71.	1
Butyl benzyl phthalate	ND		ug/kg	210	52.	1
Di-n-butylphthalate	ND		ug/kg	210	39.	1
Di-n-octylphthalate	ND		ug/kg	210	70.	1
Diethyl phthalate	ND		ug/kg	210	19.	1
Dimethyl phthalate	ND		ug/kg	210	43.	1
Benzo(a)anthracene	3500		ug/kg	120	23.	1
Benzo(a)pyrene	2600		ug/kg	160	50.	1

Project Name: 1111 ELMWOOD **Lab Number:** L1811302

Project Number: 0369-018-001-004-002 **Report Date:** 04/09/18

SAMPLE RESULTS

Lab ID: L1811302-01 Date Collected: 04/02/18 09:19

Client ID: B-34 Date Received: 04/02/18

Sample Location: BUFFALO Field Prep: Not Specified

Sample Depth:

Parameter	Result	Qualifier	Units	RL	MDL	Dilution Factor
Semivolatile Organics by GC/MS - Westborough Lab						
Benzo(b)fluoranthene	3300		ug/kg	120	35.	1
Benzo(k)fluoranthene	1500		ug/kg	120	33.	1
Chrysene	2800		ug/kg	120	21.	1
Acenaphthylene	860		ug/kg	160	32.	1
Anthracene	890		ug/kg	120	40.	1
Benzo(ghi)perylene	1500		ug/kg	160	24.	1
Fluorene	87	J	ug/kg	210	20.	1
Phenanthrene	4900		ug/kg	120	25.	1
Dibenzo(a,h)anthracene	370		ug/kg	120	24.	1
Indeno(1,2,3-cd)pyrene	1800		ug/kg	160	29.	1
Pyrene	4900		ug/kg	120	20.	1
Biphenyl	ND		ug/kg	470	48.	1
4-Chloroaniline	ND		ug/kg	210	38.	1
2-Nitroaniline	ND		ug/kg	210	40.	1
3-Nitroaniline	ND		ug/kg	210	39.	1
4-Nitroaniline	ND		ug/kg	210	85.	1
Dibenzofuran	100	J	ug/kg	210	20.	1
2-Methylnaphthalene	37	J	ug/kg	250	25.	1
1,2,4,5-Tetrachlorobenzene	ND		ug/kg	210	22.	1
Acetophenone	ND		ug/kg	210	26.	1
2,4,6-Trichlorophenol	ND		ug/kg	120	39.	1
p-Chloro-m-cresol	ND		ug/kg	210	31.	1
2-Chlorophenol	ND		ug/kg	210	24.	1
2,4-Dichlorophenol	ND		ug/kg	180	33.	1
2,4-Dimethylphenol	ND		ug/kg	210	68.	1
2-Nitrophenol	ND		ug/kg	440	78.	1
4-Nitrophenol	ND		ug/kg	290	84.	1
2,4-Dinitrophenol	ND		ug/kg	990	96.	1
4,6-Dinitro-o-cresol	ND		ug/kg	540	99.	1
Pentachlorophenol	ND		ug/kg	160	45.	1
Phenol	ND		ug/kg	210	31.	1
2-Methylphenol	ND		ug/kg	210	32.	1
3-Methylphenol/4-Methylphenol	ND		ug/kg	300	32.	1
2,4,5-Trichlorophenol	ND		ug/kg	210	40.	1
Carbazole	890		ug/kg	210	20.	1
Atrazine	ND		ug/kg	160	72.	1
Benzaldehyde	ND		ug/kg	270	56.	1

Project Name: 1111 ELMWOOD **Lab Number:** L1811302

Project Number: 0369-018-001-004-002 **Report Date:** 04/09/18

SAMPLE RESULTS

Lab ID: L1811302-01 Date Collected: 04/02/18 09:19

Client ID: B-34 Date Received: 04/02/18

Sample Location: BUFFALO Field Prep: Not Specified

Sample Depth:

Parameter	Result	Qualifier	Units	RL	MDL	Dilution Factor
Semivolatile Organics by GC/MS - Westborough Lab						
Caprolactam	ND		ug/kg	210	63.	1
2,3,4,6-Tetrachlorophenol	ND		ug/kg	210	42.	1

Surrogate	% Recovery	Qualifier	Acceptance Criteria
2-Fluorophenol	78		25-120
Phenol-d6	82		10-120
Nitrobenzene-d5	83		23-120
2-Fluorobiphenyl	84		30-120
2,4,6-Tribromophenol	100		10-136
4-Terphenyl-d14	91		18-120

Project Name: 1111 ELMWOOD
Project Number: 0369-018-001-004-002
Lab Number: L1811302
Report Date: 04/09/18

SAMPLE RESULTS

Lab ID: L1811302-02
Client ID: B-35
Sample Location: BUFFALO

Date Collected: 04/02/18 11:29
Date Received: 04/02/18
Field Prep: Not Specified

Sample Depth:
Matrix: Soil
Analytical Method: 1,8270D
Analytical Date: 04/07/18 05:51
Analyst: KR
Percent Solids: 79%

Extraction Method: EPA 3546
Extraction Date: 04/03/18 09:16

Parameter	Result	Qualifier	Units	RL	MDL	Dilution Factor
Semivolatile Organics by GC/MS - Westborough Lab						
Acenaphthene	ND		ug/kg	170	22.	1
Hexachlorobenzene	ND		ug/kg	130	24.	1
Bis(2-chloroethyl)ether	ND		ug/kg	190	28.	1
2-Chloronaphthalene	ND		ug/kg	210	21.	1
3,3'-Dichlorobenzidine	ND		ug/kg	210	56.	1
2,4-Dinitrotoluene	ND		ug/kg	210	42.	1
2,6-Dinitrotoluene	ND		ug/kg	210	36.	1
Fluoranthene	120	J	ug/kg	130	24.	1
4-Chlorophenyl phenyl ether	ND		ug/kg	210	22.	1
4-Bromophenyl phenyl ether	ND		ug/kg	210	32.	1
Bis(2-chloroisopropyl)ether	ND		ug/kg	250	36.	1
Bis(2-chloroethoxy)methane	ND		ug/kg	230	21.	1
Hexachlorobutadiene	ND		ug/kg	210	31.	1
Hexachlorocyclopentadiene	ND		ug/kg	600	190	1
Hexachloroethane	ND		ug/kg	170	34.	1
Isophorone	ND		ug/kg	190	27.	1
Naphthalene	ND		ug/kg	210	26.	1
Nitrobenzene	ND		ug/kg	190	31.	1
NDPA/DPA	ND		ug/kg	170	24.	1
n-Nitrosodi-n-propylamine	ND		ug/kg	210	32.	1
Bis(2-ethylhexyl)phthalate	ND		ug/kg	210	73.	1
Butyl benzyl phthalate	ND		ug/kg	210	53.	1
Di-n-butylphthalate	ND		ug/kg	210	40.	1
Di-n-octylphthalate	ND		ug/kg	210	71.	1
Diethyl phthalate	ND		ug/kg	210	19.	1
Dimethyl phthalate	ND		ug/kg	210	44.	1
Benzo(a)anthracene	54	J	ug/kg	130	24.	1
Benzo(a)pyrene	ND		ug/kg	170	51.	1

Project Name: 1111 ELMWOOD **Lab Number:** L1811302

Project Number: 0369-018-001-004-002 **Report Date:** 04/09/18

SAMPLE RESULTS

Lab ID: L1811302-02 Date Collected: 04/02/18 11:29

Client ID: B-35 Date Received: 04/02/18

Sample Location: BUFFALO Field Prep: Not Specified

Sample Depth:

Parameter	Result	Qualifier	Units	RL	MDL	Dilution Factor
Semivolatile Organics by GC/MS - Westborough Lab						
Benzo(b)fluoranthene	50	J	ug/kg	130	35.	1
Benzo(k)fluoranthene	ND		ug/kg	130	34.	1
Chrysene	49	J	ug/kg	130	22.	1
Acenaphthylene	ND		ug/kg	170	32.	1
Anthracene	ND		ug/kg	130	41.	1
Benzo(ghi)perylene	ND		ug/kg	170	25.	1
Fluorene	ND		ug/kg	210	20.	1
Phenanthrene	110	J	ug/kg	130	26.	1
Dibenzo(a,h)anthracene	ND		ug/kg	130	24.	1
Indeno(1,2,3-cd)pyrene	ND		ug/kg	170	29.	1
Pyrene	92	J	ug/kg	130	21.	1
Biphenyl	ND		ug/kg	480	49.	1
4-Chloroaniline	ND		ug/kg	210	38.	1
2-Nitroaniline	ND		ug/kg	210	40.	1
3-Nitroaniline	ND		ug/kg	210	40.	1
4-Nitroaniline	ND		ug/kg	210	87.	1
Dibenzofuran	ND		ug/kg	210	20.	1
2-Methylnaphthalene	ND		ug/kg	250	25.	1
1,2,4,5-Tetrachlorobenzene	ND		ug/kg	210	22.	1
Acetophenone	ND		ug/kg	210	26.	1
2,4,6-Trichlorophenol	ND		ug/kg	130	40.	1
p-Chloro-m-cresol	ND		ug/kg	210	31.	1
2-Chlorophenol	ND		ug/kg	210	25.	1
2,4-Dichlorophenol	ND		ug/kg	190	34.	1
2,4-Dimethylphenol	ND		ug/kg	210	69.	1
2-Nitrophenol	ND		ug/kg	450	79.	1
4-Nitrophenol	ND		ug/kg	290	86.	1
2,4-Dinitrophenol	ND		ug/kg	1000	98.	1
4,6-Dinitro-o-cresol	ND		ug/kg	550	100	1
Pentachlorophenol	ND		ug/kg	170	46.	1
Phenol	ND		ug/kg	210	32.	1
2-Methylphenol	ND		ug/kg	210	32.	1
3-Methylphenol/4-Methylphenol	ND		ug/kg	300	33.	1
2,4,5-Trichlorophenol	ND		ug/kg	210	40.	1
Carbazole	ND		ug/kg	210	20.	1
Atrazine	ND		ug/kg	170	74.	1
Benzaldehyde	ND		ug/kg	280	57.	1

Project Name: 1111 ELMWOOD **Lab Number:** L1811302

Project Number: 0369-018-001-004-002 **Report Date:** 04/09/18

SAMPLE RESULTS

Lab ID: L1811302-02 Date Collected: 04/02/18 11:29

Client ID: B-35 Date Received: 04/02/18

Sample Location: BUFFALO Field Prep: Not Specified

Sample Depth:

Parameter	Result	Qualifier	Units	RL	MDL	Dilution Factor
Semivolatile Organics by GC/MS - Westborough Lab						
Caprolactam	ND		ug/kg	210	64.	1
2,3,4,6-Tetrachlorophenol	ND		ug/kg	210	42.	1

Surrogate	% Recovery	Qualifier	Acceptance Criteria
2-Fluorophenol	53		25-120
Phenol-d6	66		10-120
Nitrobenzene-d5	69		23-120
2-Fluorobiphenyl	72		30-120
2,4,6-Tribromophenol	66		10-136
4-Terphenyl-d14	83		18-120

Project Name: 1111 ELMWOOD
Project Number: 0369-018-001-004-002
Lab Number: L1811302
Report Date: 04/09/18

SAMPLE RESULTS

Lab ID: L1811302-03
Client ID: B-36
Sample Location: BUFFALO

Date Collected: 04/02/18 12:15
Date Received: 04/02/18
Field Prep: Not Specified

Sample Depth:
Matrix: Soil
Analytical Method: 1,8270D
Analytical Date: 04/07/18 04:59
Analyst: KR
Percent Solids: 77%

Extraction Method: EPA 3546
Extraction Date: 04/03/18 09:16

Parameter	Result	Qualifier	Units	RL	MDL	Dilution Factor
Semivolatile Organics by GC/MS - Westborough Lab						
Acenaphthene	ND		ug/kg	170	22.	1
Hexachlorobenzene	ND		ug/kg	130	24.	1
Bis(2-chloroethyl)ether	ND		ug/kg	190	29.	1
2-Chloronaphthalene	ND		ug/kg	210	21.	1
3,3'-Dichlorobenzidine	ND		ug/kg	210	57.	1
2,4-Dinitrotoluene	ND		ug/kg	210	43.	1
2,6-Dinitrotoluene	ND		ug/kg	210	36.	1
Fluoranthene	ND		ug/kg	130	24.	1
4-Chlorophenyl phenyl ether	ND		ug/kg	210	23.	1
4-Bromophenyl phenyl ether	ND		ug/kg	210	32.	1
Bis(2-chloroisopropyl)ether	ND		ug/kg	260	36.	1
Bis(2-chloroethoxy)methane	ND		ug/kg	230	21.	1
Hexachlorobutadiene	ND		ug/kg	210	31.	1
Hexachlorocyclopentadiene	ND		ug/kg	610	190	1
Hexachloroethane	ND		ug/kg	170	34.	1
Isophorone	ND		ug/kg	190	28.	1
Naphthalene	ND		ug/kg	210	26.	1
Nitrobenzene	ND		ug/kg	190	32.	1
NDPA/DPA	ND		ug/kg	170	24.	1
n-Nitrosodi-n-propylamine	ND		ug/kg	210	33.	1
Bis(2-ethylhexyl)phthalate	ND		ug/kg	210	74.	1
Butyl benzyl phthalate	ND		ug/kg	210	54.	1
Di-n-butylphthalate	ND		ug/kg	210	40.	1
Di-n-octylphthalate	ND		ug/kg	210	72.	1
Diethyl phthalate	ND		ug/kg	210	20.	1
Dimethyl phthalate	ND		ug/kg	210	45.	1
Benzo(a)anthracene	ND		ug/kg	130	24.	1
Benzo(a)pyrene	ND		ug/kg	170	52.	1

Project Name: 1111 ELMWOOD **Lab Number:** L1811302

Project Number: 0369-018-001-004-002 **Report Date:** 04/09/18

SAMPLE RESULTS

Lab ID: L1811302-03 Date Collected: 04/02/18 12:15
Client ID: B-36 Date Received: 04/02/18
Sample Location: BUFFALO Field Prep: Not Specified

Sample Depth:

Parameter	Result	Qualifier	Units	RL	MDL	Dilution Factor
Semivolatile Organics by GC/MS - Westborough Lab						
Benzo(b)fluoranthene	ND		ug/kg	130	36.	1
Benzo(k)fluoranthene	ND		ug/kg	130	34.	1
Chrysene	ND		ug/kg	130	22.	1
Acenaphthylene	ND		ug/kg	170	33.	1
Anthracene	ND		ug/kg	130	42.	1
Benzo(ghi)perylene	ND		ug/kg	170	25.	1
Fluorene	ND		ug/kg	210	21.	1
Phenanthrene	ND		ug/kg	130	26.	1
Dibenzo(a,h)anthracene	ND		ug/kg	130	25.	1
Indeno(1,2,3-cd)pyrene	ND		ug/kg	170	30.	1
Pyrene	ND		ug/kg	130	21.	1
Biphenyl	ND		ug/kg	480	49.	1
4-Chloroaniline	ND		ug/kg	210	39.	1
2-Nitroaniline	ND		ug/kg	210	41.	1
3-Nitroaniline	ND		ug/kg	210	40.	1
4-Nitroaniline	ND		ug/kg	210	88.	1
Dibenzofuran	ND		ug/kg	210	20.	1
2-Methylnaphthalene	ND		ug/kg	260	26.	1
1,2,4,5-Tetrachlorobenzene	ND		ug/kg	210	22.	1
Acetophenone	ND		ug/kg	210	26.	1
2,4,6-Trichlorophenol	ND		ug/kg	130	40.	1
p-Chloro-m-cresol	ND		ug/kg	210	32.	1
2-Chlorophenol	ND		ug/kg	210	25.	1
2,4-Dichlorophenol	ND		ug/kg	190	34.	1
2,4-Dimethylphenol	ND		ug/kg	210	70.	1
2-Nitrophenol	ND		ug/kg	460	80.	1
4-Nitrophenol	ND		ug/kg	300	87.	1
2,4-Dinitrophenol	ND		ug/kg	1000	99.	1
4,6-Dinitro-o-cresol	ND		ug/kg	550	100	1
Pentachlorophenol	ND		ug/kg	170	47.	1
Phenol	ND		ug/kg	210	32.	1
2-Methylphenol	ND		ug/kg	210	33.	1
3-Methylphenol/4-Methylphenol	ND		ug/kg	310	33.	1
2,4,5-Trichlorophenol	ND		ug/kg	210	41.	1
Carbazole	ND		ug/kg	210	21.	1
Atrazine	ND		ug/kg	170	74.	1
Benzaldehyde	ND		ug/kg	280	58.	1

Project Name: 1111 ELMWOOD **Lab Number:** L1811302

Project Number: 0369-018-001-004-002 **Report Date:** 04/09/18

SAMPLE RESULTS

Lab ID: L1811302-03 Date Collected: 04/02/18 12:15

Client ID: B-36 Date Received: 04/02/18

Sample Location: BUFFALO Field Prep: Not Specified

Sample Depth:

Parameter	Result	Qualifier	Units	RL	MDL	Dilution Factor
Semivolatile Organics by GC/MS - Westborough Lab						
Caprolactam	ND		ug/kg	210	65.	1
2,3,4,6-Tetrachlorophenol	ND		ug/kg	210	43.	1

Surrogate	% Recovery	Qualifier	Acceptance Criteria
2-Fluorophenol	68		25-120
Phenol-d6	73		10-120
Nitrobenzene-d5	77		23-120
2-Fluorobiphenyl	77		30-120
2,4,6-Tribromophenol	64		10-136
4-Terphenyl-d14	82		18-120

Project Name: 1111 ELMWOOD
Project Number: 0369-018-001-004-002
Lab Number: L1811302
Report Date: 04/09/18

SAMPLE RESULTS

Lab ID: L1811302-04
Client ID: B-37
Sample Location: BUFFALO

Date Collected: 04/02/18 12:20
Date Received: 04/02/18
Field Prep: Not Specified

Sample Depth:
Matrix: Soil
Analytical Method: 1,8270D
Analytical Date: 04/07/18 01:57
Analyst: KR
Percent Solids: 89%

Extraction Method: EPA 3546
Extraction Date: 04/03/18 09:16

Parameter	Result	Qualifier	Units	RL	MDL	Dilution Factor
Semivolatile Organics by GC/MS - Westborough Lab						
Acenaphthene	ND		ug/kg	150	19.	1
Hexachlorobenzene	ND		ug/kg	110	21.	1
Bis(2-chloroethyl)ether	ND		ug/kg	170	25.	1
2-Chloronaphthalene	ND		ug/kg	190	18.	1
3,3'-Dichlorobenzidine	ND		ug/kg	190	50.	1
2,4-Dinitrotoluene	ND		ug/kg	190	37.	1
2,6-Dinitrotoluene	ND		ug/kg	190	32.	1
Fluoranthene	ND		ug/kg	110	21.	1
4-Chlorophenyl phenyl ether	ND		ug/kg	190	20.	1
4-Bromophenyl phenyl ether	ND		ug/kg	190	28.	1
Bis(2-chloroisopropyl)ether	ND		ug/kg	220	32.	1
Bis(2-chloroethoxy)methane	ND		ug/kg	200	19.	1
Hexachlorobutadiene	ND		ug/kg	190	27.	1
Hexachlorocyclopentadiene	ND		ug/kg	530	170	1
Hexachloroethane	ND		ug/kg	150	30.	1
Isophorone	ND		ug/kg	170	24.	1
Naphthalene	ND		ug/kg	190	23.	1
Nitrobenzene	ND		ug/kg	170	28.	1
NDPA/DPA	ND		ug/kg	150	21.	1
n-Nitrosodi-n-propylamine	ND		ug/kg	190	29.	1
Bis(2-ethylhexyl)phthalate	ND		ug/kg	190	64.	1
Butyl benzyl phthalate	ND		ug/kg	190	47.	1
Di-n-butylphthalate	ND		ug/kg	190	35.	1
Di-n-octylphthalate	ND		ug/kg	190	63.	1
Diethyl phthalate	ND		ug/kg	190	17.	1
Dimethyl phthalate	ND		ug/kg	190	39.	1
Benzo(a)anthracene	ND		ug/kg	110	21.	1
Benzo(a)pyrene	ND		ug/kg	150	46.	1

Project Name: 1111 ELMWOOD **Lab Number:** L1811302

Project Number: 0369-018-001-004-002 **Report Date:** 04/09/18

SAMPLE RESULTS

Lab ID: L1811302-04 Date Collected: 04/02/18 12:20
Client ID: B-37 Date Received: 04/02/18
Sample Location: BUFFALO Field Prep: Not Specified

Sample Depth:

Parameter	Result	Qualifier	Units	RL	MDL	Dilution Factor
Semivolatile Organics by GC/MS - Westborough Lab						
Benzo(b)fluoranthene	ND		ug/kg	110	31.	1
Benzo(k)fluoranthene	ND		ug/kg	110	30.	1
Chrysene	ND		ug/kg	110	19.	1
Acenaphthylene	ND		ug/kg	150	29.	1
Anthracene	ND		ug/kg	110	36.	1
Benzo(ghi)perylene	ND		ug/kg	150	22.	1
Fluorene	ND		ug/kg	190	18.	1
Phenanthrene	ND		ug/kg	110	23.	1
Dibenzo(a,h)anthracene	ND		ug/kg	110	22.	1
Indeno(1,2,3-cd)pyrene	ND		ug/kg	150	26.	1
Pyrene	ND		ug/kg	110	18.	1
Biphenyl	ND		ug/kg	420	43.	1
4-Chloroaniline	ND		ug/kg	190	34.	1
2-Nitroaniline	ND		ug/kg	190	36.	1
3-Nitroaniline	ND		ug/kg	190	35.	1
4-Nitroaniline	ND		ug/kg	190	77.	1
Dibenzofuran	ND		ug/kg	190	18.	1
2-Methylnaphthalene	ND		ug/kg	220	22.	1
1,2,4,5-Tetrachlorobenzene	ND		ug/kg	190	19.	1
Acetophenone	ND		ug/kg	190	23.	1
2,4,6-Trichlorophenol	ND		ug/kg	110	35.	1
p-Chloro-m-cresol	ND		ug/kg	190	28.	1
2-Chlorophenol	ND		ug/kg	190	22.	1
2,4-Dichlorophenol	ND		ug/kg	170	30.	1
2,4-Dimethylphenol	ND		ug/kg	190	62.	1
2-Nitrophenol	ND		ug/kg	400	70.	1
4-Nitrophenol	ND		ug/kg	260	76.	1
2,4-Dinitrophenol	ND		ug/kg	900	87.	1
4,6-Dinitro-o-cresol	ND		ug/kg	480	90.	1
Pentachlorophenol	ND		ug/kg	150	41.	1
Phenol	ND		ug/kg	190	28.	1
2-Methylphenol	ND		ug/kg	190	29.	1
3-Methylphenol/4-Methylphenol	ND		ug/kg	270	29.	1
2,4,5-Trichlorophenol	ND		ug/kg	190	36.	1
Carbazole	ND		ug/kg	190	18.	1
Atrazine	ND		ug/kg	150	65.	1
Benzaldehyde	ND		ug/kg	250	50.	1

Project Name: 1111 ELMWOOD **Lab Number:** L1811302

Project Number: 0369-018-001-004-002 **Report Date:** 04/09/18

SAMPLE RESULTS

Lab ID: L1811302-04 Date Collected: 04/02/18 12:20

Client ID: B-37 Date Received: 04/02/18

Sample Location: BUFFALO Field Prep: Not Specified

Sample Depth:

Parameter	Result	Qualifier	Units	RL	MDL	Dilution Factor
Semivolatile Organics by GC/MS - Westborough Lab						
Caprolactam	ND		ug/kg	190	57.	1
2,3,4,6-Tetrachlorophenol	ND		ug/kg	190	38.	1

Surrogate	% Recovery	Qualifier	Acceptance Criteria
2-Fluorophenol	63		25-120
Phenol-d6	72		10-120
Nitrobenzene-d5	72		23-120
2-Fluorobiphenyl	72		30-120
2,4,6-Tribromophenol	84		10-136
4-Terphenyl-d14	96		18-120

Project Name: 1111 ELMWOOD
Project Number: 0369-018-001-004-002
Lab Number: L1811302
Report Date: 04/09/18

SAMPLE RESULTS

Lab ID: L1811302-05
Client ID: B-38
Sample Location: BUFFALO

Date Collected: 04/02/18 13:17
Date Received: 04/02/18
Field Prep: Not Specified

Sample Depth:
Matrix: Soil
Analytical Method: 1,8270D
Analytical Date: 04/07/18 05:25
Analyst: KR
Percent Solids: 80%

Extraction Method: EPA 3546
Extraction Date: 04/03/18 09:16

Parameter	Result	Qualifier	Units	RL	MDL	Dilution Factor
Semivolatile Organics by GC/MS - Westborough Lab						
Acenaphthene	ND		ug/kg	160	21.	1
Hexachlorobenzene	ND		ug/kg	120	23.	1
Bis(2-chloroethyl)ether	ND		ug/kg	180	28.	1
2-Chloronaphthalene	ND		ug/kg	210	20.	1
3,3'-Dichlorobenzidine	ND		ug/kg	210	55.	1
2,4-Dinitrotoluene	ND		ug/kg	210	41.	1
2,6-Dinitrotoluene	ND		ug/kg	210	35.	1
Fluoranthene	66	J	ug/kg	120	24.	1
4-Chlorophenyl phenyl ether	ND		ug/kg	210	22.	1
4-Bromophenyl phenyl ether	ND		ug/kg	210	32.	1
Bis(2-chloroisopropyl)ether	ND		ug/kg	250	35.	1
Bis(2-chloroethoxy)methane	ND		ug/kg	220	21.	1
Hexachlorobutadiene	ND		ug/kg	210	30.	1
Hexachlorocyclopentadiene	ND		ug/kg	590	190	1
Hexachloroethane	ND		ug/kg	160	33.	1
Isophorone	ND		ug/kg	180	27.	1
Naphthalene	ND		ug/kg	210	25.	1
Nitrobenzene	ND		ug/kg	180	30.	1
NDPA/DPA	ND		ug/kg	160	24.	1
n-Nitrosodi-n-propylamine	ND		ug/kg	210	32.	1
Bis(2-ethylhexyl)phthalate	ND		ug/kg	210	71.	1
Butyl benzyl phthalate	ND		ug/kg	210	52.	1
Di-n-butylphthalate	ND		ug/kg	210	39.	1
Di-n-octylphthalate	ND		ug/kg	210	70.	1
Diethyl phthalate	ND		ug/kg	210	19.	1
Dimethyl phthalate	ND		ug/kg	210	43.	1
Benzo(a)anthracene	31	J	ug/kg	120	23.	1
Benzo(a)pyrene	ND		ug/kg	160	50.	1

Project Name: 1111 ELMWOOD **Lab Number:** L1811302

Project Number: 0369-018-001-004-002 **Report Date:** 04/09/18

SAMPLE RESULTS

Lab ID: L1811302-05 Date Collected: 04/02/18 13:17

Client ID: B-38 Date Received: 04/02/18

Sample Location: BUFFALO Field Prep: Not Specified

Sample Depth:

Parameter	Result	Qualifier	Units	RL	MDL	Dilution Factor
Semivolatile Organics by GC/MS - Westborough Lab						
Benzo(b)fluoranthene	ND		ug/kg	120	35.	1
Benzo(k)fluoranthene	ND		ug/kg	120	33.	1
Chrysene	28	J	ug/kg	120	21.	1
Acenaphthylene	ND		ug/kg	160	32.	1
Anthracene	ND		ug/kg	120	40.	1
Benzo(ghi)perylene	ND		ug/kg	160	24.	1
Fluorene	ND		ug/kg	210	20.	1
Phenanthrene	63	J	ug/kg	120	25.	1
Dibenzo(a,h)anthracene	ND		ug/kg	120	24.	1
Indeno(1,2,3-cd)pyrene	ND		ug/kg	160	29.	1
Pyrene	52	J	ug/kg	120	20.	1
Biphenyl	ND		ug/kg	470	48.	1
4-Chloroaniline	ND		ug/kg	210	38.	1
2-Nitroaniline	ND		ug/kg	210	40.	1
3-Nitroaniline	ND		ug/kg	210	39.	1
4-Nitroaniline	ND		ug/kg	210	86.	1
Dibenzofuran	ND		ug/kg	210	20.	1
2-Methylnaphthalene	ND		ug/kg	250	25.	1
1,2,4,5-Tetrachlorobenzene	ND		ug/kg	210	22.	1
Acetophenone	ND		ug/kg	210	26.	1
2,4,6-Trichlorophenol	ND		ug/kg	120	39.	1
p-Chloro-m-cresol	ND		ug/kg	210	31.	1
2-Chlorophenol	ND		ug/kg	210	24.	1
2,4-Dichlorophenol	ND		ug/kg	180	33.	1
2,4-Dimethylphenol	ND		ug/kg	210	68.	1
2-Nitrophenol	ND		ug/kg	450	78.	1
4-Nitrophenol	ND		ug/kg	290	84.	1
2,4-Dinitrophenol	ND		ug/kg	990	96.	1
4,6-Dinitro-o-cresol	ND		ug/kg	540	99.	1
Pentachlorophenol	ND		ug/kg	160	45.	1
Phenol	ND		ug/kg	210	31.	1
2-Methylphenol	ND		ug/kg	210	32.	1
3-Methylphenol/4-Methylphenol	ND		ug/kg	300	32.	1
2,4,5-Trichlorophenol	ND		ug/kg	210	40.	1
Carbazole	ND		ug/kg	210	20.	1
Atrazine	ND		ug/kg	160	72.	1
Benzaldehyde	ND		ug/kg	270	56.	1

Project Name: 1111 ELMWOOD **Lab Number:** L1811302

Project Number: 0369-018-001-004-002 **Report Date:** 04/09/18

SAMPLE RESULTS

Lab ID: L1811302-05 Date Collected: 04/02/18 13:17

Client ID: B-38 Date Received: 04/02/18

Sample Location: BUFFALO Field Prep: Not Specified

Sample Depth:

Parameter	Result	Qualifier	Units	RL	MDL	Dilution Factor
Semivolatile Organics by GC/MS - Westborough Lab						
Caprolactam	ND		ug/kg	210	63.	1
2,3,4,6-Tetrachlorophenol	ND		ug/kg	210	42.	1

Surrogate	% Recovery	Qualifier	Acceptance Criteria
2-Fluorophenol	57		25-120
Phenol-d6	67		10-120
Nitrobenzene-d5	67		23-120
2-Fluorobiphenyl	69		30-120
2,4,6-Tribromophenol	68		10-136
4-Terphenyl-d14	81		18-120

Project Name: 1111 ELMWOOD
Project Number: 0369-018-001-004-002
Lab Number: L1811302
Report Date: 04/09/18

SAMPLE RESULTS

Lab ID: L1811302-06
Client ID: B-39
Sample Location: BUFFALO

Date Collected: 04/02/18 15:33
Date Received: 04/02/18
Field Prep: Not Specified

Sample Depth:
Matrix: Soil
Analytical Method: 1,8270D
Analytical Date: 04/07/18 02:22
Analyst: KR
Percent Solids: 79%

Extraction Method: EPA 3546
Extraction Date: 04/03/18 09:16

Parameter	Result	Qualifier	Units	RL	MDL	Dilution Factor
Semivolatile Organics by GC/MS - Westborough Lab						
Acenaphthene	ND		ug/kg	170	22.	1
Hexachlorobenzene	ND		ug/kg	130	24.	1
Bis(2-chloroethyl)ether	ND		ug/kg	190	28.	1
2-Chloronaphthalene	ND		ug/kg	210	21.	1
3,3'-Dichlorobenzidine	ND		ug/kg	210	56.	1
2,4-Dinitrotoluene	ND		ug/kg	210	42.	1
2,6-Dinitrotoluene	ND		ug/kg	210	36.	1
Fluoranthene	ND		ug/kg	130	24.	1
4-Chlorophenyl phenyl ether	ND		ug/kg	210	22.	1
4-Bromophenyl phenyl ether	ND		ug/kg	210	32.	1
Bis(2-chloroisopropyl)ether	ND		ug/kg	250	36.	1
Bis(2-chloroethoxy)methane	ND		ug/kg	230	21.	1
Hexachlorobutadiene	ND		ug/kg	210	31.	1
Hexachlorocyclopentadiene	ND		ug/kg	600	190	1
Hexachloroethane	ND		ug/kg	170	34.	1
Isophorone	ND		ug/kg	190	27.	1
Naphthalene	ND		ug/kg	210	26.	1
Nitrobenzene	ND		ug/kg	190	31.	1
NDPA/DPA	ND		ug/kg	170	24.	1
n-Nitrosodi-n-propylamine	ND		ug/kg	210	32.	1
Bis(2-ethylhexyl)phthalate	ND		ug/kg	210	73.	1
Butyl benzyl phthalate	ND		ug/kg	210	53.	1
Di-n-butylphthalate	ND		ug/kg	210	40.	1
Di-n-octylphthalate	ND		ug/kg	210	72.	1
Diethyl phthalate	ND		ug/kg	210	20.	1
Dimethyl phthalate	ND		ug/kg	210	44.	1
Benzo(a)anthracene	ND		ug/kg	130	24.	1
Benzo(a)pyrene	ND		ug/kg	170	51.	1

Project Name: 1111 ELMWOOD **Lab Number:** L1811302

Project Number: 0369-018-001-004-002 **Report Date:** 04/09/18

SAMPLE RESULTS

Lab ID: L1811302-06 Date Collected: 04/02/18 15:33

Client ID: B-39 Date Received: 04/02/18

Sample Location: BUFFALO Field Prep: Not Specified

Sample Depth:

Parameter	Result	Qualifier	Units	RL	MDL	Dilution Factor
Semivolatile Organics by GC/MS - Westborough Lab						
Benzo(b)fluoranthene	ND		ug/kg	130	35.	1
Benzo(k)fluoranthene	ND		ug/kg	130	34.	1
Chrysene	ND		ug/kg	130	22.	1
Acenaphthylene	ND		ug/kg	170	32.	1
Anthracene	ND		ug/kg	130	41.	1
Benzo(ghi)perylene	ND		ug/kg	170	25.	1
Fluorene	ND		ug/kg	210	20.	1
Phenanthrene	ND		ug/kg	130	26.	1
Dibenzo(a,h)anthracene	ND		ug/kg	130	24.	1
Indeno(1,2,3-cd)pyrene	ND		ug/kg	170	29.	1
Pyrene	ND		ug/kg	130	21.	1
Biphenyl	ND		ug/kg	480	49.	1
4-Chloroaniline	ND		ug/kg	210	38.	1
2-Nitroaniline	ND		ug/kg	210	41.	1
3-Nitroaniline	ND		ug/kg	210	40.	1
4-Nitroaniline	ND		ug/kg	210	87.	1
Dibenzofuran	ND		ug/kg	210	20.	1
2-Methylnaphthalene	ND		ug/kg	250	25.	1
1,2,4,5-Tetrachlorobenzene	ND		ug/kg	210	22.	1
Acetophenone	ND		ug/kg	210	26.	1
2,4,6-Trichlorophenol	ND		ug/kg	130	40.	1
p-Chloro-m-cresol	ND		ug/kg	210	31.	1
2-Chlorophenol	ND		ug/kg	210	25.	1
2,4-Dichlorophenol	ND		ug/kg	190	34.	1
2,4-Dimethylphenol	ND		ug/kg	210	70.	1
2-Nitrophenol	ND		ug/kg	450	79.	1
4-Nitrophenol	ND		ug/kg	290	86.	1
2,4-Dinitrophenol	ND		ug/kg	1000	98.	1
4,6-Dinitro-o-cresol	ND		ug/kg	550	100	1
Pentachlorophenol	ND		ug/kg	170	46.	1
Phenol	ND		ug/kg	210	32.	1
2-Methylphenol	ND		ug/kg	210	33.	1
3-Methylphenol/4-Methylphenol	ND		ug/kg	300	33.	1
2,4,5-Trichlorophenol	ND		ug/kg	210	40.	1
Carbazole	ND		ug/kg	210	20.	1
Atrazine	ND		ug/kg	170	74.	1
Benzaldehyde	ND		ug/kg	280	57.	1

Project Name: 1111 ELMWOOD **Lab Number:** L1811302

Project Number: 0369-018-001-004-002 **Report Date:** 04/09/18

SAMPLE RESULTS

Lab ID: L1811302-06 Date Collected: 04/02/18 15:33

Client ID: B-39 Date Received: 04/02/18

Sample Location: BUFFALO Field Prep: Not Specified

Sample Depth:

Parameter	Result	Qualifier	Units	RL	MDL	Dilution Factor
Semivolatile Organics by GC/MS - Westborough Lab						
Caprolactam	ND		ug/kg	210	64.	1
2,3,4,6-Tetrachlorophenol	ND		ug/kg	210	42.	1

Surrogate	% Recovery	Qualifier	Acceptance Criteria
2-Fluorophenol	63		25-120
Phenol-d6	71		10-120
Nitrobenzene-d5	70		23-120
2-Fluorobiphenyl	69		30-120
2,4,6-Tribromophenol	75		10-136
4-Terphenyl-d14	80		18-120

Project Name: 1111 ELMWOOD
Project Number: 0369-018-001-004-002
Lab Number: L1811302
Report Date: 04/09/18

SAMPLE RESULTS

Lab ID: L1811302-07
Client ID: B-40
Sample Location: BUFFALO

Date Collected: 04/02/18 15:36
Date Received: 04/02/18
Field Prep: Not Specified

Sample Depth:
Matrix: Soil
Analytical Method: 1,8270D
Analytical Date: 04/07/18 07:35
Analyst: KR
Percent Solids: 76%

Extraction Method: EPA 3546
Extraction Date: 04/03/18 09:16

Parameter	Result	Qualifier	Units	RL	MDL	Dilution Factor
Semivolatile Organics by GC/MS - Westborough Lab						
Acenaphthene	40	J	ug/kg	170	22.	1
Hexachlorobenzene	ND		ug/kg	130	24.	1
Bis(2-chloroethyl)ether	ND		ug/kg	190	29.	1
2-Chloronaphthalene	ND		ug/kg	210	21.	1
3,3'-Dichlorobenzidine	ND		ug/kg	210	57.	1
2,4-Dinitrotoluene	ND		ug/kg	210	43.	1
2,6-Dinitrotoluene	ND		ug/kg	210	37.	1
Fluoranthene	480		ug/kg	130	25.	1
4-Chlorophenyl phenyl ether	ND		ug/kg	210	23.	1
4-Bromophenyl phenyl ether	ND		ug/kg	210	33.	1
Bis(2-chloroisopropyl)ether	ND		ug/kg	260	37.	1
Bis(2-chloroethoxy)methane	ND		ug/kg	230	22.	1
Hexachlorobutadiene	ND		ug/kg	210	31.	1
Hexachlorocyclopentadiene	ND		ug/kg	610	190	1
Hexachloroethane	ND		ug/kg	170	35.	1
Isophorone	ND		ug/kg	190	28.	1
Naphthalene	ND		ug/kg	210	26.	1
Nitrobenzene	ND		ug/kg	190	32.	1
NDPA/DPA	ND		ug/kg	170	24.	1
n-Nitrosodi-n-propylamine	ND		ug/kg	210	33.	1
Bis(2-ethylhexyl)phthalate	ND		ug/kg	210	74.	1
Butyl benzyl phthalate	ND		ug/kg	210	54.	1
Di-n-butylphthalate	ND		ug/kg	210	41.	1
Di-n-octylphthalate	ND		ug/kg	210	73.	1
Diethyl phthalate	ND		ug/kg	210	20.	1
Dimethyl phthalate	ND		ug/kg	210	45.	1
Benzo(a)anthracene	220		ug/kg	130	24.	1
Benzo(a)pyrene	180		ug/kg	170	52.	1

Project Name: 1111 ELMWOOD **Lab Number:** L1811302

Project Number: 0369-018-001-004-002 **Report Date:** 04/09/18

SAMPLE RESULTS

Lab ID: L1811302-07 Date Collected: 04/02/18 15:36

Client ID: B-40 Date Received: 04/02/18

Sample Location: BUFFALO Field Prep: Not Specified

Sample Depth:

Parameter	Result	Qualifier	Units	RL	MDL	Dilution Factor
Semivolatile Organics by GC/MS - Westborough Lab						
Benzo(b)fluoranthene	240		ug/kg	130	36.	1
Benzo(k)fluoranthene	84	J	ug/kg	130	34.	1
Chrysene	210		ug/kg	130	22.	1
Acenaphthylene	ND		ug/kg	170	33.	1
Anthracene	75	J	ug/kg	130	42.	1
Benzo(ghi)perylene	110	J	ug/kg	170	25.	1
Fluorene	38	J	ug/kg	210	21.	1
Phenanthrene	390		ug/kg	130	26.	1
Dibenzo(a,h)anthracene	ND		ug/kg	130	25.	1
Indeno(1,2,3-cd)pyrene	120	J	ug/kg	170	30.	1
Pyrene	370		ug/kg	130	21.	1
Biphenyl	ND		ug/kg	490	50.	1
4-Chloroaniline	ND		ug/kg	210	39.	1
2-Nitroaniline	ND		ug/kg	210	41.	1
3-Nitroaniline	ND		ug/kg	210	40.	1
4-Nitroaniline	ND		ug/kg	210	89.	1
Dibenzofuran	24	J	ug/kg	210	20.	1
2-Methylnaphthalene	ND		ug/kg	260	26.	1
1,2,4,5-Tetrachlorobenzene	ND		ug/kg	210	22.	1
Acetophenone	ND		ug/kg	210	27.	1
2,4,6-Trichlorophenol	ND		ug/kg	130	41.	1
p-Chloro-m-cresol	ND		ug/kg	210	32.	1
2-Chlorophenol	ND		ug/kg	210	25.	1
2,4-Dichlorophenol	ND		ug/kg	190	34.	1
2,4-Dimethylphenol	ND		ug/kg	210	71.	1
2-Nitrophenol	ND		ug/kg	460	81.	1
4-Nitrophenol	ND		ug/kg	300	88.	1
2,4-Dinitrophenol	ND		ug/kg	1000	100	1
4,6-Dinitro-o-cresol	ND		ug/kg	560	100	1
Pentachlorophenol	ND		ug/kg	170	47.	1
Phenol	ND		ug/kg	210	32.	1
2-Methylphenol	ND		ug/kg	210	33.	1
3-Methylphenol/4-Methylphenol	ND		ug/kg	310	34.	1
2,4,5-Trichlorophenol	ND		ug/kg	210	41.	1
Carbazole	56	J	ug/kg	210	21.	1
Atrazine	ND		ug/kg	170	75.	1
Benzaldehyde	ND		ug/kg	280	58.	1

Project Name: 1111 ELMWOOD **Lab Number:** L1811302

Project Number: 0369-018-001-004-002 **Report Date:** 04/09/18

SAMPLE RESULTS

Lab ID: L1811302-07 Date Collected: 04/02/18 15:36

Client ID: B-40 Date Received: 04/02/18

Sample Location: BUFFALO Field Prep: Not Specified

Sample Depth:

Parameter	Result	Qualifier	Units	RL	MDL	Dilution Factor
Semivolatile Organics by GC/MS - Westborough Lab						
Caprolactam	ND		ug/kg	210	65.	1
2,3,4,6-Tetrachlorophenol	ND		ug/kg	210	43.	1

Surrogate	% Recovery	Qualifier	Acceptance Criteria
2-Fluorophenol	75		25-120
Phenol-d6	77		10-120
Nitrobenzene-d5	80		23-120
2-Fluorobiphenyl	80		30-120
2,4,6-Tribromophenol	83		10-136
4-Terphenyl-d14	83		18-120

Project Name: 1111 ELMWOOD
Project Number: 0369-018-001-004-002
Lab Number: L1811302
Report Date: 04/09/18

SAMPLE RESULTS

Lab ID: L1811302-08
Client ID: B-41
Sample Location: BUFFALO

Date Collected: 04/02/18 15:40
Date Received: 04/02/18
Field Prep: Not Specified

Sample Depth:
Matrix: Soil
Analytical Method: 1,8270D
Analytical Date: 04/07/18 06:43
Analyst: KR
Percent Solids: 71%

Extraction Method: EPA 3546
Extraction Date: 04/03/18 09:16

Parameter	Result	Qualifier	Units	RL	MDL	Dilution Factor
Semivolatile Organics by GC/MS - Westborough Lab						
Acenaphthene	ND		ug/kg	180	24.	1
Hexachlorobenzene	ND		ug/kg	140	26.	1
Bis(2-chloroethyl)ether	ND		ug/kg	210	31.	1
2-Chloronaphthalene	ND		ug/kg	230	23.	1
3,3'-Dichlorobenzidine	ND		ug/kg	230	61.	1
2,4-Dinitrotoluene	ND		ug/kg	230	46.	1
2,6-Dinitrotoluene	ND		ug/kg	230	40.	1
Fluoranthene	140		ug/kg	140	26.	1
4-Chlorophenyl phenyl ether	ND		ug/kg	230	25.	1
4-Bromophenyl phenyl ether	ND		ug/kg	230	35.	1
Bis(2-chloroisopropyl)ether	ND		ug/kg	280	39.	1
Bis(2-chloroethoxy)methane	ND		ug/kg	250	23.	1
Hexachlorobutadiene	ND		ug/kg	230	34.	1
Hexachlorocyclopentadiene	ND		ug/kg	660	210	1
Hexachloroethane	ND		ug/kg	180	37.	1
Isophorone	ND		ug/kg	210	30.	1
Naphthalene	ND		ug/kg	230	28.	1
Nitrobenzene	ND		ug/kg	210	34.	1
NDPA/DPA	ND		ug/kg	180	26.	1
n-Nitrosodi-n-propylamine	ND		ug/kg	230	36.	1
Bis(2-ethylhexyl)phthalate	ND		ug/kg	230	80.	1
Butyl benzyl phthalate	ND		ug/kg	230	58.	1
Di-n-butylphthalate	ND		ug/kg	230	44.	1
Di-n-octylphthalate	ND		ug/kg	230	78.	1
Diethyl phthalate	ND		ug/kg	230	21.	1
Dimethyl phthalate	ND		ug/kg	230	48.	1
Benzo(a)anthracene	63	J	ug/kg	140	26.	1
Benzo(a)pyrene	ND		ug/kg	180	56.	1

Project Name: 1111 ELMWOOD **Lab Number:** L1811302

Project Number: 0369-018-001-004-002 **Report Date:** 04/09/18

SAMPLE RESULTS

Lab ID: L1811302-08 Date Collected: 04/02/18 15:40

Client ID: B-41 Date Received: 04/02/18

Sample Location: BUFFALO Field Prep: Not Specified

Sample Depth:

Parameter	Result	Qualifier	Units	RL	MDL	Dilution Factor
Semivolatile Organics by GC/MS - Westborough Lab						
Benzo(b)fluoranthene	60	J	ug/kg	140	39.	1
Benzo(k)fluoranthene	ND		ug/kg	140	37.	1
Chrysene	57	J	ug/kg	140	24.	1
Acenaphthylene	ND		ug/kg	180	36.	1
Anthracene	ND		ug/kg	140	45.	1
Benzo(ghi)perylene	31	J	ug/kg	180	27.	1
Fluorene	ND		ug/kg	230	22.	1
Phenanthrene	150		ug/kg	140	28.	1
Dibenzo(a,h)anthracene	ND		ug/kg	140	27.	1
Indeno(1,2,3-cd)pyrene	32	J	ug/kg	180	32.	1
Pyrene	110	J	ug/kg	140	23.	1
Biphenyl	ND		ug/kg	530	54.	1
4-Chloroaniline	ND		ug/kg	230	42.	1
2-Nitroaniline	ND		ug/kg	230	44.	1
3-Nitroaniline	ND		ug/kg	230	44.	1
4-Nitroaniline	ND		ug/kg	230	96.	1
Dibenzofuran	ND		ug/kg	230	22.	1
2-Methylnaphthalene	ND		ug/kg	280	28.	1
1,2,4,5-Tetrachlorobenzene	ND		ug/kg	230	24.	1
Acetophenone	ND		ug/kg	230	28.	1
2,4,6-Trichlorophenol	ND		ug/kg	140	44.	1
p-Chloro-m-cresol	ND		ug/kg	230	34.	1
2-Chlorophenol	ND		ug/kg	230	27.	1
2,4-Dichlorophenol	ND		ug/kg	210	37.	1
2,4-Dimethylphenol	ND		ug/kg	230	76.	1
2-Nitrophenol	ND		ug/kg	500	87.	1
4-Nitrophenol	ND		ug/kg	320	94.	1
2,4-Dinitrophenol	ND		ug/kg	1100	110	1
4,6-Dinitro-o-cresol	ND		ug/kg	600	110	1
Pentachlorophenol	ND		ug/kg	180	51.	1
Phenol	ND		ug/kg	230	35.	1
2-Methylphenol	ND		ug/kg	230	36.	1
3-Methylphenol/4-Methylphenol	ND		ug/kg	330	36.	1
2,4,5-Trichlorophenol	ND		ug/kg	230	44.	1
Carbazole	ND		ug/kg	230	22.	1
Atrazine	ND		ug/kg	180	81.	1
Benzaldehyde	ND		ug/kg	300	62.	1

Project Name: 1111 ELMWOOD **Lab Number:** L1811302

Project Number: 0369-018-001-004-002 **Report Date:** 04/09/18

SAMPLE RESULTS

Lab ID: L1811302-08 Date Collected: 04/02/18 15:40

Client ID: B-41 Date Received: 04/02/18

Sample Location: BUFFALO Field Prep: Not Specified

Sample Depth:

Parameter	Result	Qualifier	Units	RL	MDL	Dilution Factor
Semivolatile Organics by GC/MS - Westborough Lab						
Caprolactam	ND		ug/kg	230	70.	1
2,3,4,6-Tetrachlorophenol	ND		ug/kg	230	47.	1

Surrogate	% Recovery	Qualifier	Acceptance Criteria
2-Fluorophenol	72		25-120
Phenol-d6	76		10-120
Nitrobenzene-d5	81		23-120
2-Fluorobiphenyl	84		30-120
2,4,6-Tribromophenol	82		10-136
4-Terphenyl-d14	93		18-120

Project Name: 1111 ELMWOOD
Project Number: 0369-018-001-004-002
Lab Number: L1811302
Report Date: 04/09/18

SAMPLE RESULTS

Lab ID: L1811302-09
Client ID: SW-16
Sample Location: BUFFALO

Date Collected: 04/02/18 13:53
Date Received: 04/02/18
Field Prep: Not Specified

Sample Depth:
Matrix: Soil
Analytical Method: 1,8270D
Analytical Date: 04/07/18 06:17
Analyst: KR
Percent Solids: 83%

Extraction Method: EPA 3546
Extraction Date: 04/03/18 09:16

Parameter	Result	Qualifier	Units	RL	MDL	Dilution Factor
Semivolatile Organics by GC/MS - Westborough Lab						
Acenaphthene	ND		ug/kg	160	20.	1
Hexachlorobenzene	ND		ug/kg	120	22.	1
Bis(2-chloroethyl)ether	ND		ug/kg	180	27.	1
2-Chloronaphthalene	ND		ug/kg	200	20.	1
3,3'-Dichlorobenzidine	ND		ug/kg	200	52.	1
2,4-Dinitrotoluene	ND		ug/kg	200	39.	1
2,6-Dinitrotoluene	ND		ug/kg	200	34.	1
Fluoranthene	ND		ug/kg	120	23.	1
4-Chlorophenyl phenyl ether	ND		ug/kg	200	21.	1
4-Bromophenyl phenyl ether	ND		ug/kg	200	30.	1
Bis(2-chloroisopropyl)ether	ND		ug/kg	240	34.	1
Bis(2-chloroethoxy)methane	ND		ug/kg	210	20.	1
Hexachlorobutadiene	ND		ug/kg	200	29.	1
Hexachlorocyclopentadiene	ND		ug/kg	560	180	1
Hexachloroethane	ND		ug/kg	160	32.	1
Isophorone	ND		ug/kg	180	26.	1
Naphthalene	ND		ug/kg	200	24.	1
Nitrobenzene	ND		ug/kg	180	29.	1
NDPA/DPA	ND		ug/kg	160	22.	1
n-Nitrosodi-n-propylamine	ND		ug/kg	200	30.	1
Bis(2-ethylhexyl)phthalate	ND		ug/kg	200	68.	1
Butyl benzyl phthalate	ND		ug/kg	200	50.	1
Di-n-butylphthalate	ND		ug/kg	200	37.	1
Di-n-octylphthalate	ND		ug/kg	200	67.	1
Diethyl phthalate	ND		ug/kg	200	18.	1
Dimethyl phthalate	ND		ug/kg	200	41.	1
Benzo(a)anthracene	ND		ug/kg	120	22.	1
Benzo(a)pyrene	ND		ug/kg	160	48.	1

Project Name: 1111 ELMWOOD **Lab Number:** L1811302

Project Number: 0369-018-001-004-002 **Report Date:** 04/09/18

SAMPLE RESULTS

Lab ID: L1811302-09 Date Collected: 04/02/18 13:53

Client ID: SW-16 Date Received: 04/02/18

Sample Location: BUFFALO Field Prep: Not Specified

Sample Depth:

Parameter	Result	Qualifier	Units	RL	MDL	Dilution Factor
Semivolatile Organics by GC/MS - Westborough Lab						
Benzo(b)fluoranthene	ND		ug/kg	120	33.	1
Benzo(k)fluoranthene	ND		ug/kg	120	32.	1
Chrysene	ND		ug/kg	120	20.	1
Acenaphthylene	ND		ug/kg	160	30.	1
Anthracene	ND		ug/kg	120	38.	1
Benzo(ghi)perylene	ND		ug/kg	160	23.	1
Fluorene	ND		ug/kg	200	19.	1
Phenanthrene	ND		ug/kg	120	24.	1
Dibenzo(a,h)anthracene	ND		ug/kg	120	23.	1
Indeno(1,2,3-cd)pyrene	ND		ug/kg	160	28.	1
Pyrene	ND		ug/kg	120	20.	1
Biphenyl	ND		ug/kg	450	46.	1
4-Chloroaniline	ND		ug/kg	200	36.	1
2-Nitroaniline	ND		ug/kg	200	38.	1
3-Nitroaniline	ND		ug/kg	200	37.	1
4-Nitroaniline	ND		ug/kg	200	82.	1
Dibenzofuran	ND		ug/kg	200	19.	1
2-Methylnaphthalene	ND		ug/kg	240	24.	1
1,2,4,5-Tetrachlorobenzene	ND		ug/kg	200	21.	1
Acetophenone	ND		ug/kg	200	24.	1
2,4,6-Trichlorophenol	ND		ug/kg	120	37.	1
p-Chloro-m-cresol	ND		ug/kg	200	29.	1
2-Chlorophenol	ND		ug/kg	200	23.	1
2,4-Dichlorophenol	ND		ug/kg	180	32.	1
2,4-Dimethylphenol	ND		ug/kg	200	65.	1
2-Nitrophenol	ND		ug/kg	430	74.	1
4-Nitrophenol	ND		ug/kg	280	80.	1
2,4-Dinitrophenol	ND		ug/kg	950	92.	1
4,6-Dinitro-o-cresol	ND		ug/kg	510	95.	1
Pentachlorophenol	ND		ug/kg	160	43.	1
Phenol	ND		ug/kg	200	30.	1
2-Methylphenol	ND		ug/kg	200	31.	1
3-Methylphenol/4-Methylphenol	ND		ug/kg	280	31.	1
2,4,5-Trichlorophenol	ND		ug/kg	200	38.	1
Carbazole	ND		ug/kg	200	19.	1
Atrazine	ND		ug/kg	160	69.	1
Benzaldehyde	ND		ug/kg	260	53.	1

Project Name: 1111 ELMWOOD
Lab Number: L1811302
Project Number: 0369-018-001-004-002
Report Date: 04/09/18

SAMPLE RESULTS

Lab ID: L1811302-09
Client ID: SW-16
Sample Location: BUFFALO
Date Collected: 04/02/18 13:53
Date Received: 04/02/18
Field Prep: Not Specified

Sample Depth:

Parameter	Result	Qualifier	Units	RL	MDL	Dilution Factor
Semivolatile Organics by GC/MS - Westborough Lab						
Caprolactam	ND		ug/kg	200	60.	1
2,3,4,6-Tetrachlorophenol	ND		ug/kg	200	40.	1

Surrogate	% Recovery	Qualifier	Acceptance Criteria
2-Fluorophenol	47		25-120
Phenol-d6	54		10-120
Nitrobenzene-d5	54		23-120
2-Fluorobiphenyl	58		30-120
2,4,6-Tribromophenol	66		10-136
4-Terphenyl-d14	69		18-120

Project Name: 1111 ELMWOOD
Project Number: 0369-018-001-004-002
Lab Number: L1811302
Report Date: 04/09/18

SAMPLE RESULTS

Lab ID: L1811302-10
Client ID: SW-17
Sample Location: BUFFALO

Date Collected: 04/02/18 13:55
Date Received: 04/02/18
Field Prep: Not Specified

Sample Depth:
Matrix: Soil
Analytical Method: 1,8270D
Analytical Date: 04/07/18 07:09
Analyst: KR
Percent Solids: 85%

Extraction Method: EPA 3546
Extraction Date: 04/03/18 09:16

Parameter	Result	Qualifier	Units	RL	MDL	Dilution Factor
Semivolatile Organics by GC/MS - Westborough Lab						
Acenaphthene	ND		ug/kg	150	20.	1
Hexachlorobenzene	ND		ug/kg	120	22.	1
Bis(2-chloroethyl)ether	ND		ug/kg	170	26.	1
2-Chloronaphthalene	ND		ug/kg	190	19.	1
3,3'-Dichlorobenzidine	ND		ug/kg	190	51.	1
2,4-Dinitrotoluene	ND		ug/kg	190	39.	1
2,6-Dinitrotoluene	ND		ug/kg	190	33.	1
Fluoranthene	ND		ug/kg	120	22.	1
4-Chlorophenyl phenyl ether	ND		ug/kg	190	21.	1
4-Bromophenyl phenyl ether	ND		ug/kg	190	30.	1
Bis(2-chloroisopropyl)ether	ND		ug/kg	230	33.	1
Bis(2-chloroethoxy)methane	ND		ug/kg	210	19.	1
Hexachlorobutadiene	ND		ug/kg	190	28.	1
Hexachlorocyclopentadiene	ND		ug/kg	550	180	1
Hexachloroethane	ND		ug/kg	150	31.	1
Isophorone	ND		ug/kg	170	25.	1
Naphthalene	ND		ug/kg	190	24.	1
Nitrobenzene	ND		ug/kg	170	29.	1
NDPA/DPA	ND		ug/kg	150	22.	1
n-Nitrosodi-n-propylamine	ND		ug/kg	190	30.	1
Bis(2-ethylhexyl)phthalate	ND		ug/kg	190	67.	1
Butyl benzyl phthalate	ND		ug/kg	190	49.	1
Di-n-butylphthalate	ND		ug/kg	190	37.	1
Di-n-octylphthalate	ND		ug/kg	190	66.	1
Diethyl phthalate	ND		ug/kg	190	18.	1
Dimethyl phthalate	ND		ug/kg	190	41.	1
Benzo(a)anthracene	ND		ug/kg	120	22.	1
Benzo(a)pyrene	ND		ug/kg	150	47.	1

Project Name: 1111 ELMWOOD **Lab Number:** L1811302

Project Number: 0369-018-001-004-002 **Report Date:** 04/09/18

SAMPLE RESULTS

Lab ID: L1811302-10 Date Collected: 04/02/18 13:55
Client ID: SW-17 Date Received: 04/02/18
Sample Location: BUFFALO Field Prep: Not Specified

Sample Depth:

Parameter	Result	Qualifier	Units	RL	MDL	Dilution Factor
Semivolatile Organics by GC/MS - Westborough Lab						
Benzo(b)fluoranthene	ND		ug/kg	120	33.	1
Benzo(k)fluoranthene	ND		ug/kg	120	31.	1
Chrysene	ND		ug/kg	120	20.	1
Acenaphthylene	ND		ug/kg	150	30.	1
Anthracene	ND		ug/kg	120	38.	1
Benzo(ghi)perylene	ND		ug/kg	150	23.	1
Fluorene	ND		ug/kg	190	19.	1
Phenanthrene	ND		ug/kg	120	24.	1
Dibenzo(a,h)anthracene	ND		ug/kg	120	22.	1
Indeno(1,2,3-cd)pyrene	ND		ug/kg	150	27.	1
Pyrene	ND		ug/kg	120	19.	1
Biphenyl	ND		ug/kg	440	45.	1
4-Chloroaniline	ND		ug/kg	190	35.	1
2-Nitroaniline	ND		ug/kg	190	37.	1
3-Nitroaniline	ND		ug/kg	190	36.	1
4-Nitroaniline	ND		ug/kg	190	80.	1
Dibenzofuran	ND		ug/kg	190	18.	1
2-Methylnaphthalene	ND		ug/kg	230	23.	1
1,2,4,5-Tetrachlorobenzene	ND		ug/kg	190	20.	1
Acetophenone	ND		ug/kg	190	24.	1
2,4,6-Trichlorophenol	ND		ug/kg	120	37.	1
p-Chloro-m-cresol	ND		ug/kg	190	29.	1
2-Chlorophenol	ND		ug/kg	190	23.	1
2,4-Dichlorophenol	ND		ug/kg	170	31.	1
2,4-Dimethylphenol	ND		ug/kg	190	64.	1
2-Nitrophenol	ND		ug/kg	420	73.	1
4-Nitrophenol	ND		ug/kg	270	79.	1
2,4-Dinitrophenol	ND		ug/kg	930	90.	1
4,6-Dinitro-o-cresol	ND		ug/kg	500	93.	1
Pentachlorophenol	ND		ug/kg	150	42.	1
Phenol	ND		ug/kg	190	29.	1
2-Methylphenol	ND		ug/kg	190	30.	1
3-Methylphenol/4-Methylphenol	ND		ug/kg	280	30.	1
2,4,5-Trichlorophenol	ND		ug/kg	190	37.	1
Carbazole	ND		ug/kg	190	19.	1
Atrazine	ND		ug/kg	150	68.	1
Benzaldehyde	ND		ug/kg	260	52.	1

Project Name: 1111 ELMWOOD **Lab Number:** L1811302

Project Number: 0369-018-001-004-002 **Report Date:** 04/09/18

SAMPLE RESULTS

Lab ID: L1811302-10 Date Collected: 04/02/18 13:55

Client ID: SW-17 Date Received: 04/02/18

Sample Location: BUFFALO Field Prep: Not Specified

Sample Depth:

Parameter	Result	Qualifier	Units	RL	MDL	Dilution Factor
Semivolatile Organics by GC/MS - Westborough Lab						
Caprolactam	ND		ug/kg	190	59.	1
2,3,4,6-Tetrachlorophenol	ND		ug/kg	190	39.	1

Surrogate	% Recovery	Qualifier	Acceptance Criteria
2-Fluorophenol	66		25-120
Phenol-d6	76		10-120
Nitrobenzene-d5	79		23-120
2-Fluorobiphenyl	82		30-120
2,4,6-Tribromophenol	74		10-136
4-Terphenyl-d14	88		18-120

Project Name: 1111 ELMWOOD
Project Number: 0369-018-001-004-002
Lab Number: L1811302
Report Date: 04/09/18

SAMPLE RESULTS

Lab ID: L1811302-11
Client ID: SW-18
Sample Location: BUFFALO

Date Collected: 04/02/18 14:00
Date Received: 04/02/18
Field Prep: Not Specified

Sample Depth:
Matrix: Soil
Analytical Method: 1,8270D
Analytical Date: 04/07/18 02:49
Analyst: KR
Percent Solids: 82%

Extraction Method: EPA 3546
Extraction Date: 04/03/18 09:16

Parameter	Result	Qualifier	Units	RL	MDL	Dilution Factor
Semivolatile Organics by GC/MS - Westborough Lab						
Acenaphthene	ND		ug/kg	160	21.	1
Hexachlorobenzene	ND		ug/kg	120	22.	1
Bis(2-chloroethyl)ether	ND		ug/kg	180	27.	1
2-Chloronaphthalene	ND		ug/kg	200	20.	1
3,3'-Dichlorobenzidine	ND		ug/kg	200	53.	1
2,4-Dinitrotoluene	ND		ug/kg	200	40.	1
2,6-Dinitrotoluene	ND		ug/kg	200	34.	1
Fluoranthene	ND		ug/kg	120	23.	1
4-Chlorophenyl phenyl ether	ND		ug/kg	200	21.	1
4-Bromophenyl phenyl ether	ND		ug/kg	200	31.	1
Bis(2-chloroisopropyl)ether	ND		ug/kg	240	34.	1
Bis(2-chloroethoxy)methane	ND		ug/kg	220	20.	1
Hexachlorobutadiene	ND		ug/kg	200	29.	1
Hexachlorocyclopentadiene	ND		ug/kg	570	180	1
Hexachloroethane	ND		ug/kg	160	32.	1
Isophorone	ND		ug/kg	180	26.	1
Naphthalene	ND		ug/kg	200	24.	1
Nitrobenzene	ND		ug/kg	180	30.	1
NDPA/DPA	ND		ug/kg	160	23.	1
n-Nitrosodi-n-propylamine	ND		ug/kg	200	31.	1
Bis(2-ethylhexyl)phthalate	ND		ug/kg	200	69.	1
Butyl benzyl phthalate	ND		ug/kg	200	50.	1
Di-n-butylphthalate	ND		ug/kg	200	38.	1
Di-n-octylphthalate	ND		ug/kg	200	68.	1
Diethyl phthalate	ND		ug/kg	200	18.	1
Dimethyl phthalate	ND		ug/kg	200	42.	1
Benzo(a)anthracene	ND		ug/kg	120	23.	1
Benzo(a)pyrene	ND		ug/kg	160	49.	1

Project Name: 1111 ELMWOOD **Lab Number:** L1811302

Project Number: 0369-018-001-004-002 **Report Date:** 04/09/18

SAMPLE RESULTS

Lab ID: L1811302-11 Date Collected: 04/02/18 14:00
Client ID: SW-18 Date Received: 04/02/18
Sample Location: BUFFALO Field Prep: Not Specified

Sample Depth:

Parameter	Result	Qualifier	Units	RL	MDL	Dilution Factor
Semivolatile Organics by GC/MS - Westborough Lab						
Benzo(b)fluoranthene	ND		ug/kg	120	34.	1
Benzo(k)fluoranthene	ND		ug/kg	120	32.	1
Chrysene	ND		ug/kg	120	21.	1
Acenaphthylene	ND		ug/kg	160	31.	1
Anthracene	ND		ug/kg	120	39.	1
Benzo(ghi)perylene	ND		ug/kg	160	24.	1
Fluorene	ND		ug/kg	200	20.	1
Phenanthrene	ND		ug/kg	120	24.	1
Dibenzo(a,h)anthracene	ND		ug/kg	120	23.	1
Indeno(1,2,3-cd)pyrene	ND		ug/kg	160	28.	1
Pyrene	ND		ug/kg	120	20.	1
Biphenyl	ND		ug/kg	460	46.	1
4-Chloroaniline	ND		ug/kg	200	36.	1
2-Nitroaniline	ND		ug/kg	200	39.	1
3-Nitroaniline	ND		ug/kg	200	38.	1
4-Nitroaniline	ND		ug/kg	200	83.	1
Dibenzofuran	ND		ug/kg	200	19.	1
2-Methylnaphthalene	ND		ug/kg	240	24.	1
1,2,4,5-Tetrachlorobenzene	ND		ug/kg	200	21.	1
Acetophenone	ND		ug/kg	200	25.	1
2,4,6-Trichlorophenol	ND		ug/kg	120	38.	1
p-Chloro-m-cresol	ND		ug/kg	200	30.	1
2-Chlorophenol	ND		ug/kg	200	24.	1
2,4-Dichlorophenol	ND		ug/kg	180	32.	1
2,4-Dimethylphenol	ND		ug/kg	200	66.	1
2-Nitrophenol	ND		ug/kg	430	75.	1
4-Nitrophenol	ND		ug/kg	280	82.	1
2,4-Dinitrophenol	ND		ug/kg	960	94.	1
4,6-Dinitro-o-cresol	ND		ug/kg	520	96.	1
Pentachlorophenol	ND		ug/kg	160	44.	1
Phenol	ND		ug/kg	200	30.	1
2-Methylphenol	ND		ug/kg	200	31.	1
3-Methylphenol/4-Methylphenol	ND		ug/kg	290	31.	1
2,4,5-Trichlorophenol	ND		ug/kg	200	38.	1
Carbazole	ND		ug/kg	200	20.	1
Atrazine	ND		ug/kg	160	70.	1
Benzaldehyde	ND		ug/kg	260	54.	1

Project Name: 1111 ELMWOOD **Lab Number:** L1811302

Project Number: 0369-018-001-004-002 **Report Date:** 04/09/18

SAMPLE RESULTS

Lab ID: L1811302-11 Date Collected: 04/02/18 14:00

Client ID: SW-18 Date Received: 04/02/18

Sample Location: BUFFALO Field Prep: Not Specified

Sample Depth:

Parameter	Result	Qualifier	Units	RL	MDL	Dilution Factor
Semivolatile Organics by GC/MS - Westborough Lab						
Caprolactam	ND		ug/kg	200	61.	1
2,3,4,6-Tetrachlorophenol	ND		ug/kg	200	40.	1

Surrogate	% Recovery	Qualifier	Acceptance Criteria
2-Fluorophenol	66		25-120
Phenol-d6	71		10-120
Nitrobenzene-d5	74		23-120
2-Fluorobiphenyl	73		30-120
2,4,6-Tribromophenol	76		10-136
4-Terphenyl-d14	80		18-120

Project Name: 1111 ELMWOOD
Project Number: 0369-018-001-004-002
Lab Number: L1811302
Report Date: 04/09/18

SAMPLE RESULTS

Lab ID: L1811302-12
Client ID: SW-19
Sample Location: BUFFALO

Date Collected: 04/02/18 14:02
Date Received: 04/02/18
Field Prep: Not Specified

Sample Depth:
Matrix: Soil
Analytical Method: 1,8270D
Analytical Date: 04/07/18 03:15
Analyst: KR
Percent Solids: 77%

Extraction Method: EPA 3546
Extraction Date: 04/03/18 09:16

Parameter	Result	Qualifier	Units	RL	MDL	Dilution Factor
Semivolatile Organics by GC/MS - Westborough Lab						
Acenaphthene	ND		ug/kg	170	22.	1
Hexachlorobenzene	ND		ug/kg	130	24.	1
Bis(2-chloroethyl)ether	ND		ug/kg	190	29.	1
2-Chloronaphthalene	ND		ug/kg	220	21.	1
3,3'-Dichlorobenzidine	ND		ug/kg	220	57.	1
2,4-Dinitrotoluene	ND		ug/kg	220	43.	1
2,6-Dinitrotoluene	ND		ug/kg	220	37.	1
Fluoranthene	ND		ug/kg	130	25.	1
4-Chlorophenyl phenyl ether	ND		ug/kg	220	23.	1
4-Bromophenyl phenyl ether	ND		ug/kg	220	33.	1
Bis(2-chloroisopropyl)ether	ND		ug/kg	260	37.	1
Bis(2-chloroethoxy)methane	ND		ug/kg	230	22.	1
Hexachlorobutadiene	ND		ug/kg	220	32.	1
Hexachlorocyclopentadiene	ND		ug/kg	620	200	1
Hexachloroethane	ND		ug/kg	170	35.	1
Isophorone	ND		ug/kg	190	28.	1
Naphthalene	ND		ug/kg	220	26.	1
Nitrobenzene	ND		ug/kg	190	32.	1
NDPA/DPA	ND		ug/kg	170	24.	1
n-Nitrosodi-n-propylamine	ND		ug/kg	220	33.	1
Bis(2-ethylhexyl)phthalate	ND		ug/kg	220	75.	1
Butyl benzyl phthalate	ND		ug/kg	220	54.	1
Di-n-butylphthalate	ND		ug/kg	220	41.	1
Di-n-octylphthalate	ND		ug/kg	220	73.	1
Diethyl phthalate	ND		ug/kg	220	20.	1
Dimethyl phthalate	ND		ug/kg	220	45.	1
Benzo(a)anthracene	ND		ug/kg	130	24.	1
Benzo(a)pyrene	ND		ug/kg	170	53.	1

Project Name: 1111 ELMWOOD **Lab Number:** L1811302

Project Number: 0369-018-001-004-002 **Report Date:** 04/09/18

SAMPLE RESULTS

Lab ID: L1811302-12 Date Collected: 04/02/18 14:02
Client ID: SW-19 Date Received: 04/02/18
Sample Location: BUFFALO Field Prep: Not Specified

Sample Depth:

Parameter	Result	Qualifier	Units	RL	MDL	Dilution Factor
Semivolatile Organics by GC/MS - Westborough Lab						
Benzo(b)fluoranthene	ND		ug/kg	130	36.	1
Benzo(k)fluoranthene	ND		ug/kg	130	34.	1
Chrysene	ND		ug/kg	130	22.	1
Acenaphthylene	ND		ug/kg	170	33.	1
Anthracene	ND		ug/kg	130	42.	1
Benzo(ghi)perylene	ND		ug/kg	170	25.	1
Fluorene	ND		ug/kg	220	21.	1
Phenanthrene	ND		ug/kg	130	26.	1
Dibenzo(a,h)anthracene	ND		ug/kg	130	25.	1
Indeno(1,2,3-cd)pyrene	ND		ug/kg	170	30.	1
Pyrene	ND		ug/kg	130	21.	1
Biphenyl	ND		ug/kg	490	50.	1
4-Chloroaniline	ND		ug/kg	220	39.	1
2-Nitroaniline	ND		ug/kg	220	42.	1
3-Nitroaniline	ND		ug/kg	220	41.	1
4-Nitroaniline	ND		ug/kg	220	89.	1
Dibenzofuran	ND		ug/kg	220	20.	1
2-Methylnaphthalene	ND		ug/kg	260	26.	1
1,2,4,5-Tetrachlorobenzene	ND		ug/kg	220	22.	1
Acetophenone	ND		ug/kg	220	27.	1
2,4,6-Trichlorophenol	ND		ug/kg	130	41.	1
p-Chloro-m-cresol	ND		ug/kg	220	32.	1
2-Chlorophenol	ND		ug/kg	220	25.	1
2,4-Dichlorophenol	ND		ug/kg	190	35.	1
2,4-Dimethylphenol	ND		ug/kg	220	71.	1
2-Nitrophenol	ND		ug/kg	460	81.	1
4-Nitrophenol	ND		ug/kg	300	88.	1
2,4-Dinitrophenol	ND		ug/kg	1000	100	1
4,6-Dinitro-o-cresol	ND		ug/kg	560	100	1
Pentachlorophenol	ND		ug/kg	170	47.	1
Phenol	ND		ug/kg	220	32.	1
2-Methylphenol	ND		ug/kg	220	33.	1
3-Methylphenol/4-Methylphenol	ND		ug/kg	310	34.	1
2,4,5-Trichlorophenol	ND		ug/kg	220	41.	1
Carbazole	ND		ug/kg	220	21.	1
Atrazine	ND		ug/kg	170	75.	1
Benzaldehyde	ND		ug/kg	280	58.	1

Project Name: 1111 ELMWOOD **Lab Number:** L1811302

Project Number: 0369-018-001-004-002 **Report Date:** 04/09/18

SAMPLE RESULTS

Lab ID: L1811302-12 Date Collected: 04/02/18 14:02

Client ID: SW-19 Date Received: 04/02/18

Sample Location: BUFFALO Field Prep: Not Specified

Sample Depth:

Parameter	Result	Qualifier	Units	RL	MDL	Dilution Factor
Semivolatile Organics by GC/MS - Westborough Lab						
Caprolactam	ND		ug/kg	220	66.	1
2,3,4,6-Tetrachlorophenol	ND		ug/kg	220	44.	1

Surrogate	% Recovery	Qualifier	Acceptance Criteria
2-Fluorophenol	60		25-120
Phenol-d6	69		10-120
Nitrobenzene-d5	69		23-120
2-Fluorobiphenyl	71		30-120
2,4,6-Tribromophenol	69		10-136
4-Terphenyl-d14	81		18-120

Project Name: 1111 ELMWOOD
Project Number: 0369-018-001-004-002
Lab Number: L1811302
Report Date: 04/09/18

SAMPLE RESULTS

Lab ID: L1811302-13
Client ID: SW-20
Sample Location: BUFFALO

Date Collected: 04/02/18 15:29
Date Received: 04/02/18
Field Prep: Not Specified

Sample Depth:
Matrix: Soil
Analytical Method: 1,8270D
Analytical Date: 04/07/18 08:01
Analyst: KR
Percent Solids: 77%

Extraction Method: EPA 3546
Extraction Date: 04/03/18 09:16

Parameter	Result	Qualifier	Units	RL	MDL	Dilution Factor
Semivolatile Organics by GC/MS - Westborough Lab						
Acenaphthene	23	J	ug/kg	170	22.	1
Hexachlorobenzene	ND		ug/kg	130	24.	1
Bis(2-chloroethyl)ether	ND		ug/kg	190	29.	1
2-Chloronaphthalene	ND		ug/kg	210	21.	1
3,3'-Dichlorobenzidine	ND		ug/kg	210	57.	1
2,4-Dinitrotoluene	ND		ug/kg	210	43.	1
2,6-Dinitrotoluene	ND		ug/kg	210	37.	1
Fluoranthene	460		ug/kg	130	25.	1
4-Chlorophenyl phenyl ether	ND		ug/kg	210	23.	1
4-Bromophenyl phenyl ether	ND		ug/kg	210	33.	1
Bis(2-chloroisopropyl)ether	ND		ug/kg	260	37.	1
Bis(2-chloroethoxy)methane	ND		ug/kg	230	22.	1
Hexachlorobutadiene	ND		ug/kg	210	31.	1
Hexachlorocyclopentadiene	ND		ug/kg	610	190	1
Hexachloroethane	ND		ug/kg	170	35.	1
Isophorone	ND		ug/kg	190	28.	1
Naphthalene	ND		ug/kg	210	26.	1
Nitrobenzene	ND		ug/kg	190	32.	1
NDPA/DPA	ND		ug/kg	170	24.	1
n-Nitrosodi-n-propylamine	ND		ug/kg	210	33.	1
Bis(2-ethylhexyl)phthalate	ND		ug/kg	210	74.	1
Butyl benzyl phthalate	ND		ug/kg	210	54.	1
Di-n-butylphthalate	ND		ug/kg	210	41.	1
Di-n-octylphthalate	ND		ug/kg	210	73.	1
Diethyl phthalate	ND		ug/kg	210	20.	1
Dimethyl phthalate	ND		ug/kg	210	45.	1
Benzo(a)anthracene	210		ug/kg	130	24.	1
Benzo(a)pyrene	190		ug/kg	170	52.	1

Project Name: 1111 ELMWOOD **Lab Number:** L1811302

Project Number: 0369-018-001-004-002 **Report Date:** 04/09/18

SAMPLE RESULTS

Lab ID: L1811302-13 Date Collected: 04/02/18 15:29

Client ID: SW-20 Date Received: 04/02/18

Sample Location: BUFFALO Field Prep: Not Specified

Sample Depth:

Parameter	Result	Qualifier	Units	RL	MDL	Dilution Factor
Semivolatile Organics by GC/MS - Westborough Lab						
Benzo(b)fluoranthene	270		ug/kg	130	36.	1
Benzo(k)fluoranthene	95	J	ug/kg	130	34.	1
Chrysene	210		ug/kg	130	22.	1
Acenaphthylene	ND		ug/kg	170	33.	1
Anthracene	46	J	ug/kg	130	42.	1
Benzo(ghi)perylene	130	J	ug/kg	170	25.	1
Fluorene	25	J	ug/kg	210	21.	1
Phenanthrene	260		ug/kg	130	26.	1
Dibenzo(a,h)anthracene	26	J	ug/kg	130	25.	1
Indeno(1,2,3-cd)pyrene	150	J	ug/kg	170	30.	1
Pyrene	380		ug/kg	130	21.	1
Biphenyl	ND		ug/kg	490	50.	1
4-Chloroaniline	ND		ug/kg	210	39.	1
2-Nitroaniline	ND		ug/kg	210	41.	1
3-Nitroaniline	ND		ug/kg	210	40.	1
4-Nitroaniline	ND		ug/kg	210	89.	1
Dibenzofuran	ND		ug/kg	210	20.	1
2-Methylnaphthalene	ND		ug/kg	260	26.	1
1,2,4,5-Tetrachlorobenzene	ND		ug/kg	210	22.	1
Acetophenone	ND		ug/kg	210	26.	1
2,4,6-Trichlorophenol	ND		ug/kg	130	41.	1
p-Chloro-m-cresol	ND		ug/kg	210	32.	1
2-Chlorophenol	ND		ug/kg	210	25.	1
2,4-Dichlorophenol	ND		ug/kg	190	34.	1
2,4-Dimethylphenol	ND		ug/kg	210	71.	1
2-Nitrophenol	ND		ug/kg	460	81.	1
4-Nitrophenol	ND		ug/kg	300	88.	1
2,4-Dinitrophenol	ND		ug/kg	1000	100	1
4,6-Dinitro-o-cresol	ND		ug/kg	560	100	1
Pentachlorophenol	ND		ug/kg	170	47.	1
Phenol	ND		ug/kg	210	32.	1
2-Methylphenol	ND		ug/kg	210	33.	1
3-Methylphenol/4-Methylphenol	ND		ug/kg	310	34.	1
2,4,5-Trichlorophenol	ND		ug/kg	210	41.	1
Carbazole	39	J	ug/kg	210	21.	1
Atrazine	ND		ug/kg	170	75.	1
Benzaldehyde	ND		ug/kg	280	58.	1

Project Name: 1111 ELMWOOD **Lab Number:** L1811302

Project Number: 0369-018-001-004-002 **Report Date:** 04/09/18

SAMPLE RESULTS

Lab ID: L1811302-13 Date Collected: 04/02/18 15:29

Client ID: SW-20 Date Received: 04/02/18

Sample Location: BUFFALO Field Prep: Not Specified

Sample Depth:

Parameter	Result	Qualifier	Units	RL	MDL	Dilution Factor
Semivolatile Organics by GC/MS - Westborough Lab						
Caprolactam	ND		ug/kg	210	65.	1
2,3,4,6-Tetrachlorophenol	ND		ug/kg	210	43.	1

Surrogate	% Recovery	Qualifier	Acceptance Criteria
2-Fluorophenol	69		25-120
Phenol-d6	79		10-120
Nitrobenzene-d5	85		23-120
2-Fluorobiphenyl	86		30-120
2,4,6-Tribromophenol	68		10-136
4-Terphenyl-d14	90		18-120

Project Name: 1111 ELMWOOD
Project Number: 0369-018-001-004-00

Lab Number: L1811302
Report Date: 04/09/18

Method Blank Analysis
Batch Quality Control

Analytical Method: 1,8270D
Analytical Date: 04/05/18 11:39
Analyst: CB

Extraction Method: EPA 3546
Extraction Date: 04/03/18 09:16

Parameter	Result	Qualifier	Units	RL	MDL
Semivolatile Organics by GC/MS - Westborough Lab for sample(s): 01-13 Batch: WG1102964-1					
Acenaphthene	ND		ug/kg	130	17.
Hexachlorobenzene	ND		ug/kg	98	18.
Bis(2-chloroethyl)ether	ND		ug/kg	150	22.
2-Chloronaphthalene	ND		ug/kg	160	16.
3,3'-Dichlorobenzidine	ND		ug/kg	160	44.
2,4-Dinitrotoluene	ND		ug/kg	160	33.
2,6-Dinitrotoluene	ND		ug/kg	160	28.
Fluoranthene	ND		ug/kg	98	19.
4-Chlorophenyl phenyl ether	ND		ug/kg	160	18.
4-Bromophenyl phenyl ether	ND		ug/kg	160	25.
Bis(2-chloroisopropyl)ether	ND		ug/kg	200	28.
Bis(2-chloroethoxy)methane	ND		ug/kg	180	16.
Hexachlorobutadiene	ND		ug/kg	160	24.
Hexachlorocyclopentadiene	ND		ug/kg	470	150
Hexachloroethane	ND		ug/kg	130	26.
Isophorone	ND		ug/kg	150	21.
Naphthalene	ND		ug/kg	160	20.
Nitrobenzene	ND		ug/kg	150	24.
NDPA/DPA	ND		ug/kg	130	19.
n-Nitrosodi-n-propylamine	ND		ug/kg	160	25.
Bis(2-ethylhexyl)phthalate	ND		ug/kg	160	57.
Butyl benzyl phthalate	ND		ug/kg	160	41.
Di-n-butylphthalate	ND		ug/kg	160	31.
Di-n-octylphthalate	ND		ug/kg	160	56.
Diethyl phthalate	ND		ug/kg	160	15.
Dimethyl phthalate	ND		ug/kg	160	34.
Benzo(a)anthracene	ND		ug/kg	98	18.
Benzo(a)pyrene	ND		ug/kg	130	40.
Benzo(b)fluoranthene	ND		ug/kg	98	28.

Project Name: 1111 ELMWOOD
Project Number: 0369-018-001-004-00

Lab Number: L1811302
Report Date: 04/09/18

Method Blank Analysis
Batch Quality Control

Analytical Method: 1,8270D
Analytical Date: 04/05/18 11:39
Analyst: CB

Extraction Method: EPA 3546
Extraction Date: 04/03/18 09:16

Parameter	Result	Qualifier	Units	RL	MDL
Semivolatile Organics by GC/MS - Westborough Lab for sample(s): 01-13 Batch: WG1102964-1					
Benzo(k)fluoranthene	ND		ug/kg	98	26.
Chrysene	ND		ug/kg	98	17.
Acenaphthylene	ND		ug/kg	130	25.
Anthracene	ND		ug/kg	98	32.
Benzo(ghi)perylene	ND		ug/kg	130	19.
Fluorene	ND		ug/kg	160	16.
Phenanthrene	ND		ug/kg	98	20.
Dibenzo(a,h)anthracene	ND		ug/kg	98	19.
Indeno(1,2,3-cd)pyrene	ND		ug/kg	130	23.
Pyrene	ND		ug/kg	98	16.
Biphenyl	ND		ug/kg	370	38.
4-Chloroaniline	ND		ug/kg	160	30.
2-Nitroaniline	ND		ug/kg	160	32.
3-Nitroaniline	ND		ug/kg	160	31.
4-Nitroaniline	ND		ug/kg	160	68.
Dibenzofuran	ND		ug/kg	160	16.
2-Methylnaphthalene	ND		ug/kg	200	20.
1,2,4,5-Tetrachlorobenzene	ND		ug/kg	160	17.
Acetophenone	ND		ug/kg	160	20.
2,4,6-Trichlorophenol	ND		ug/kg	98	31.
p-Chloro-m-cresol	ND		ug/kg	160	24.
2-Chlorophenol	ND		ug/kg	160	19.
2,4-Dichlorophenol	ND		ug/kg	150	26.
2,4-Dimethylphenol	ND		ug/kg	160	54.
2-Nitrophenol	ND		ug/kg	350	62.
4-Nitrophenol	ND		ug/kg	230	67.
2,4-Dinitrophenol	ND		ug/kg	790	76.
4,6-Dinitro-o-cresol	ND		ug/kg	430	79.
Pentachlorophenol	ND		ug/kg	130	36.

Project Name: 1111 ELMWOOD
Project Number: 0369-018-001-004-00

Lab Number: L1811302
Report Date: 04/09/18

Method Blank Analysis
Batch Quality Control

Analytical Method: 1,8270D
Analytical Date: 04/05/18 11:39
Analyst: CB

Extraction Method: EPA 3546
Extraction Date: 04/03/18 09:16

Parameter	Result	Qualifier	Units	RL	MDL
Semivolatile Organics by GC/MS - Westborough Lab for sample(s): 01-13 Batch: WG1102964-1					
Phenol	ND		ug/kg	160	25.
2-Methylphenol	ND		ug/kg	160	25.
3-Methylphenol/4-Methylphenol	ND		ug/kg	240	26.
2,4,5-Trichlorophenol	ND		ug/kg	160	31.
Carbazole	ND		ug/kg	160	16.
Atrazine	ND		ug/kg	130	57.
Benzaldehyde	ND		ug/kg	220	44.
Caprolactam	ND		ug/kg	160	50.
2,3,4,6-Tetrachlorophenol	ND		ug/kg	160	33.

Surrogate	%Recovery	Qualifier	Acceptance Criteria
2-Fluorophenol	86		25-120
Phenol-d6	89		10-120
Nitrobenzene-d5	86		23-120
2-Fluorobiphenyl	91		30-120
2,4,6-Tribromophenol	82		10-136
4-Terphenyl-d14	94		18-120

Lab Control Sample Analysis

Batch Quality Control

Project Name: 1111 ELMWOOD

Project Number: 0369-018-001-004-002

Lab Number: L1811302

Report Date: 04/09/18

Parameter	LCS %Recovery	Qual	LCSD %Recovery	Qual	%Recovery Limits	RPD	Qual	RPD Limits
Semivolatile Organics by GC/MS - Westborough Lab Associated sample(s): 01-13 Batch: WG1102964-2 WG1102964-3								
Acenaphthene	84		84		31-137	0		50
Hexachlorobenzene	90		88		40-140	2		50
Bis(2-chloroethyl)ether	83		89		40-140	7		50
2-Chloronaphthalene	87		89		40-140	2		50
3,3'-Dichlorobenzidine	66		59		40-140	11		50
2,4-Dinitrotoluene	90		89		40-132	1		50
2,6-Dinitrotoluene	101		101		40-140	0		50
Fluoranthene	87		83		40-140	5		50
4-Chlorophenyl phenyl ether	84		84		40-140	0		50
4-Bromophenyl phenyl ether	82		82		40-140	0		50
Bis(2-chloroisopropyl)ether	85		92		40-140	8		50
Bis(2-chloroethoxy)methane	91		96		40-117	5		50
Hexachlorobutadiene	79		84		40-140	6		50
Hexachlorocyclopentadiene	65		69		40-140	6		50
Hexachloroethane	82		90		40-140	9		50
Isophorone	102		106		40-140	4		50
Naphthalene	80		86		40-140	7		50
Nitrobenzene	91		96		40-140	5		50
NDPA/DPA	85		83		36-157	2		50
n-Nitrosodi-n-propylamine	97		102		32-121	5		50
Bis(2-ethylhexyl)phthalate	96		94		40-140	2		50
Butyl benzyl phthalate	96		91		40-140	5		50
Di-n-butylphthalate	90		86		40-140	5		50

Lab Control Sample Analysis

Batch Quality Control

Project Name: 1111 ELMWOOD

Project Number: 0369-018-001-004-002

Lab Number: L1811302

Report Date: 04/09/18

Parameter	LCS %Recovery	Qual	LCSD %Recovery	Qual	%Recovery Limits	RPD	Qual	RPD Limits
Semivolatile Organics by GC/MS - Westborough Lab Associated sample(s): 01-13 Batch: WG1102964-2 WG1102964-3								
Di-n-octylphthalate	93		90		40-140	3		50
Diethyl phthalate	90		88		40-140	2		50
Dimethyl phthalate	94		94		40-140	0		50
Benzo(a)anthracene	92		89		40-140	3		50
Benzo(a)pyrene	96		92		40-140	4		50
Benzo(b)fluoranthene	94		90		40-140	4		50
Benzo(k)fluoranthene	95		91		40-140	4		50
Chrysene	94		92		40-140	2		50
Acenaphthylene	94		95		40-140	1		50
Anthracene	86		83		40-140	4		50
Benzo(ghi)perylene	95		91		40-140	4		50
Fluorene	85		83		40-140	2		50
Phenanthrene	83		81		40-140	2		50
Dibenzo(a,h)anthracene	93		91		40-140	2		50
Indeno(1,2,3-cd)pyrene	93		89		40-140	4		50
Pyrene	86		82		35-142	5		50
Biphenyl	88		90		54-104	2		50
4-Chloroaniline	81		86		40-140	6		50
2-Nitroaniline	98		97		47-134	1		50
3-Nitroaniline	60		58		26-129	3		50
4-Nitroaniline	83		74		41-125	11		50
Dibenzofuran	83		83		40-140	0		50
2-Methylnaphthalene	83		87		40-140	5		50

Lab Control Sample Analysis
Batch Quality Control

Project Name: 1111 ELMWOOD
Project Number: 0369-018-001-004-002

Lab Number: L1811302
Report Date: 04/09/18

Parameter	LCS %Recovery	Qual	LCSD %Recovery	Qual	%Recovery Limits	RPD	Qual	RPD Limits
Semivolatile Organics by GC/MS - Westborough Lab Associated sample(s): 01-13 Batch: WG1102964-2 WG1102964-3								
1,2,4,5-Tetrachlorobenzene	86		89		40-117	3		50
Acetophenone	92		98		14-144	6		50
2,4,6-Trichlorophenol	92		92		30-130	0		50
p-Chloro-m-cresol	100		99		26-103	1		50
2-Chlorophenol	85		91		25-102	7		50
2,4-Dichlorophenol	94		96		30-130	2		50
2,4-Dimethylphenol	95		99		30-130	4		50
2-Nitrophenol	92		97		30-130	5		50
4-Nitrophenol	102		104		11-114	2		50
2,4-Dinitrophenol	62		61		4-130	2		50
4,6-Dinitro-o-cresol	86		87		10-130	1		50
Pentachlorophenol	69		68		17-109	1		50
Phenol	82		87		26-90	6		50
2-Methylphenol	94		98		30-130.	4		50
3-Methylphenol/4-Methylphenol	101		105		30-130	4		50
2,4,5-Trichlorophenol	98		98		30-130	0		50
Carbazole	84		81		54-128	4		50
Atrazine	96		94		40-140	2		50
Benzaldehyde	62		67		40-140	8		50
Caprolactam	112		111		15-130	1		50
2,3,4,6-Tetrachlorophenol	91		90		40-140	1		50

Lab Control Sample Analysis

Batch Quality Control

Project Name: 1111 ELMWOOD

Project Number: 0369-018-001-004-002

Lab Number: L1811302

Report Date: 04/09/18

Parameter	LCS %Recovery	Qual	LCSD %Recovery	Qual	%Recovery Limits	RPD	Qual	RPD Limits
Semivolatile Organics by GC/MS - Westborough Lab Associated sample(s): 01-13 Batch: WG1102964-2 WG1102964-3								

Surrogate	LCS %Recovery	Qual	LCSD %Recovery	Qual	Acceptance Criteria
2-Fluorophenol	82		88		25-120
Phenol-d6	93		97		10-120
Nitrobenzene-d5	90		99		23-120
2-Fluorobiphenyl	89		92		30-120
2,4,6-Tribromophenol	97		96		10-136
4-Terphenyl-d14	92		90		18-120

METALS

Project Name: 1111 ELMWOOD
Lab Number: L1811302
Project Number: 0369-018-001-004-002
Report Date: 04/09/18

SAMPLE RESULTS

Lab ID: L1811302-01
Client ID: B-34
Sample Location: BUFFALO
Date Collected: 04/02/18 09:19
Date Received: 04/02/18
Field Prep: Not Specified

Sample Depth:
Matrix: Soil
Percent Solids: 80%

Parameter	Result	Qualifier	Units	RL	MDL	Dilution Factor	Date Prepared	Date Analyzed	Prep Method	Analytical Method	Analyst
Total Metals - Mansfield Lab											
Aluminum, Total	12000		mg/kg	9.66	2.61	2	04/03/18 19:37	04/05/18 13:03	EPA 3050B	1,6010C	PE
Antimony, Total	ND		mg/kg	4.83	0.367	2	04/03/18 19:37	04/05/18 13:03	EPA 3050B	1,6010C	PE
Arsenic, Total	4.02		mg/kg	0.966	0.201	2	04/03/18 19:37	04/05/18 13:03	EPA 3050B	1,6010C	PE
Barium, Total	101		mg/kg	0.966	0.168	2	04/03/18 19:37	04/05/18 13:03	EPA 3050B	1,6010C	PE
Beryllium, Total	0.512		mg/kg	0.483	0.032	2	04/03/18 19:37	04/05/18 13:03	EPA 3050B	1,6010C	PE
Cadmium, Total	ND		mg/kg	0.966	0.095	2	04/03/18 19:37	04/05/18 13:03	EPA 3050B	1,6010C	PE
Calcium, Total	40000		mg/kg	9.66	3.38	2	04/03/18 19:37	04/05/18 13:03	EPA 3050B	1,6010C	PE
Chromium, Total	16.7		mg/kg	0.966	0.093	2	04/03/18 19:37	04/05/18 13:03	EPA 3050B	1,6010C	PE
Cobalt, Total	9.54		mg/kg	1.93	0.160	2	04/03/18 19:37	04/05/18 13:03	EPA 3050B	1,6010C	PE
Copper, Total	21.2		mg/kg	0.966	0.249	2	04/03/18 19:37	04/05/18 13:03	EPA 3050B	1,6010C	PE
Iron, Total	20300		mg/kg	4.83	0.872	2	04/03/18 19:37	04/05/18 13:03	EPA 3050B	1,6010C	PE
Lead, Total	43.0		mg/kg	4.83	0.259	2	04/03/18 19:37	04/05/18 13:03	EPA 3050B	1,6010C	PE
Magnesium, Total	12000		mg/kg	9.66	1.49	2	04/03/18 19:37	04/05/18 13:03	EPA 3050B	1,6010C	PE
Manganese, Total	382		mg/kg	0.966	0.154	2	04/03/18 19:37	04/05/18 13:03	EPA 3050B	1,6010C	PE
Mercury, Total	0.045	J	mg/kg	0.079	0.017	1	04/03/18 07:30	04/03/18 19:48	EPA 7471B	1,7471B	EA
Nickel, Total	17.5		mg/kg	2.41	0.234	2	04/03/18 19:37	04/05/18 13:03	EPA 3050B	1,6010C	PE
Potassium, Total	1390		mg/kg	241	13.9	2	04/03/18 19:37	04/05/18 13:03	EPA 3050B	1,6010C	PE
Selenium, Total	0.589	J	mg/kg	1.93	0.249	2	04/03/18 19:37	04/05/18 13:03	EPA 3050B	1,6010C	PE
Silver, Total	ND		mg/kg	0.966	0.273	2	04/03/18 19:37	04/05/18 13:03	EPA 3050B	1,6010C	PE
Sodium, Total	255		mg/kg	193	3.04	2	04/03/18 19:37	04/05/18 13:03	EPA 3050B	1,6010C	PE
Thallium, Total	ND		mg/kg	1.93	0.304	2	04/03/18 19:37	04/05/18 13:03	EPA 3050B	1,6010C	PE
Vanadium, Total	23.1		mg/kg	0.966	0.196	2	04/03/18 19:37	04/05/18 13:03	EPA 3050B	1,6010C	PE
Zinc, Total	72.1		mg/kg	4.83	0.283	2	04/03/18 19:37	04/05/18 13:03	EPA 3050B	1,6010C	PE

Project Name: 1111 ELMWOOD
Lab Number: L1811302
Project Number: 0369-018-001-004-002
Report Date: 04/09/18

SAMPLE RESULTS

Lab ID: L1811302-02
Client ID: B-35
Sample Location: BUFFALO
Date Collected: 04/02/18 11:29
Date Received: 04/02/18
Field Prep: Not Specified

Sample Depth:
Matrix: Soil
Percent Solids: 79%

Parameter	Result	Qualifier	Units	RL	MDL	Dilution Factor	Date Prepared	Date Analyzed	Prep Method	Analytical Method	Analyst
Total Metals - Mansfield Lab											
Aluminum, Total	12200		mg/kg	9.94	2.68	2	04/03/18 19:37	04/05/18 13:08	EPA 3050B	1,6010C	PE
Antimony, Total	ND		mg/kg	4.97	0.378	2	04/03/18 19:37	04/05/18 13:08	EPA 3050B	1,6010C	PE
Arsenic, Total	5.01		mg/kg	0.994	0.207	2	04/03/18 19:37	04/05/18 13:08	EPA 3050B	1,6010C	PE
Barium, Total	90.5		mg/kg	0.994	0.173	2	04/03/18 19:37	04/05/18 13:08	EPA 3050B	1,6010C	PE
Beryllium, Total	0.497		mg/kg	0.497	0.033	2	04/03/18 19:37	04/05/18 13:08	EPA 3050B	1,6010C	PE
Cadmium, Total	ND		mg/kg	0.994	0.098	2	04/03/18 19:37	04/05/18 13:08	EPA 3050B	1,6010C	PE
Calcium, Total	31700		mg/kg	9.94	3.48	2	04/03/18 19:37	04/05/18 13:08	EPA 3050B	1,6010C	PE
Chromium, Total	17.6		mg/kg	0.994	0.096	2	04/03/18 19:37	04/05/18 13:08	EPA 3050B	1,6010C	PE
Cobalt, Total	9.84		mg/kg	1.99	0.165	2	04/03/18 19:37	04/05/18 13:08	EPA 3050B	1,6010C	PE
Copper, Total	22.0		mg/kg	0.994	0.256	2	04/03/18 19:37	04/05/18 13:08	EPA 3050B	1,6010C	PE
Iron, Total	21500		mg/kg	4.97	0.898	2	04/03/18 19:37	04/05/18 13:08	EPA 3050B	1,6010C	PE
Lead, Total	15.2		mg/kg	4.97	0.266	2	04/03/18 19:37	04/05/18 13:08	EPA 3050B	1,6010C	PE
Magnesium, Total	12300		mg/kg	9.94	1.53	2	04/03/18 19:37	04/05/18 13:08	EPA 3050B	1,6010C	PE
Manganese, Total	374		mg/kg	0.994	0.158	2	04/03/18 19:37	04/05/18 13:08	EPA 3050B	1,6010C	PE
Mercury, Total	0.026	J	mg/kg	0.080	0.017	1	04/03/18 07:30	04/03/18 19:50	EPA 7471B	1,7471B	EA
Nickel, Total	21.8		mg/kg	2.49	0.241	2	04/03/18 19:37	04/05/18 13:08	EPA 3050B	1,6010C	PE
Potassium, Total	1430		mg/kg	249	14.3	2	04/03/18 19:37	04/05/18 13:08	EPA 3050B	1,6010C	PE
Selenium, Total	0.298	J	mg/kg	1.99	0.256	2	04/03/18 19:37	04/05/18 13:08	EPA 3050B	1,6010C	PE
Silver, Total	ND		mg/kg	0.994	0.281	2	04/03/18 19:37	04/05/18 13:08	EPA 3050B	1,6010C	PE
Sodium, Total	129	J	mg/kg	199	3.13	2	04/03/18 19:37	04/05/18 13:08	EPA 3050B	1,6010C	PE
Thallium, Total	ND		mg/kg	1.99	0.313	2	04/03/18 19:37	04/05/18 13:08	EPA 3050B	1,6010C	PE
Vanadium, Total	23.6		mg/kg	0.994	0.202	2	04/03/18 19:37	04/05/18 13:08	EPA 3050B	1,6010C	PE
Zinc, Total	55.7		mg/kg	4.97	0.291	2	04/03/18 19:37	04/05/18 13:08	EPA 3050B	1,6010C	PE

Project Name: 1111 ELMWOOD
Lab Number: L1811302
Project Number: 0369-018-001-004-002
Report Date: 04/09/18

SAMPLE RESULTS

Lab ID: L1811302-03
Client ID: B-36
Sample Location: BUFFALO
Date Collected: 04/02/18 12:15
Date Received: 04/02/18
Field Prep: Not Specified

Sample Depth:
Matrix: Soil
Percent Solids: 77%

Parameter	Result	Qualifier	Units	RL	MDL	Dilution Factor	Date Prepared	Date Analyzed	Prep Method	Analytical Method	Analyst
Total Metals - Mansfield Lab											
Aluminum, Total	13300		mg/kg	9.96	2.69	2	04/03/18 19:37	04/05/18 13:12	EPA 3050B	1,6010C	PE
Antimony, Total	ND		mg/kg	4.98	0.378	2	04/03/18 19:37	04/05/18 13:12	EPA 3050B	1,6010C	PE
Arsenic, Total	2.53		mg/kg	0.996	0.207	2	04/03/18 19:37	04/05/18 13:12	EPA 3050B	1,6010C	PE
Barium, Total	104		mg/kg	0.996	0.173	2	04/03/18 19:37	04/05/18 13:12	EPA 3050B	1,6010C	PE
Beryllium, Total	0.578		mg/kg	0.498	0.033	2	04/03/18 19:37	04/05/18 13:12	EPA 3050B	1,6010C	PE
Cadmium, Total	ND		mg/kg	0.996	0.098	2	04/03/18 19:37	04/05/18 13:12	EPA 3050B	1,6010C	PE
Calcium, Total	38200		mg/kg	9.96	3.48	2	04/03/18 19:37	04/05/18 13:12	EPA 3050B	1,6010C	PE
Chromium, Total	18.4		mg/kg	0.996	0.096	2	04/03/18 19:37	04/05/18 13:12	EPA 3050B	1,6010C	PE
Cobalt, Total	7.88		mg/kg	1.99	0.165	2	04/03/18 19:37	04/05/18 13:12	EPA 3050B	1,6010C	PE
Copper, Total	16.8		mg/kg	0.996	0.257	2	04/03/18 19:37	04/05/18 13:12	EPA 3050B	1,6010C	PE
Iron, Total	22000		mg/kg	4.98	0.899	2	04/03/18 19:37	04/05/18 13:12	EPA 3050B	1,6010C	PE
Lead, Total	5.98		mg/kg	4.98	0.267	2	04/03/18 19:37	04/05/18 13:12	EPA 3050B	1,6010C	PE
Magnesium, Total	8560		mg/kg	9.96	1.53	2	04/03/18 19:37	04/05/18 13:12	EPA 3050B	1,6010C	PE
Manganese, Total	359		mg/kg	0.996	0.158	2	04/03/18 19:37	04/05/18 13:12	EPA 3050B	1,6010C	PE
Mercury, Total	0.020	J	mg/kg	0.082	0.017	1	04/03/18 07:30	04/03/18 19:51	EPA 7471B	1,7471B	EA
Nickel, Total	19.5		mg/kg	2.49	0.241	2	04/03/18 19:37	04/05/18 13:12	EPA 3050B	1,6010C	PE
Potassium, Total	1430		mg/kg	249	14.3	2	04/03/18 19:37	04/05/18 13:12	EPA 3050B	1,6010C	PE
Selenium, Total	0.309	J	mg/kg	1.99	0.257	2	04/03/18 19:37	04/05/18 13:12	EPA 3050B	1,6010C	PE
Silver, Total	ND		mg/kg	0.996	0.282	2	04/03/18 19:37	04/05/18 13:12	EPA 3050B	1,6010C	PE
Sodium, Total	717		mg/kg	199	3.14	2	04/03/18 19:37	04/05/18 13:12	EPA 3050B	1,6010C	PE
Thallium, Total	ND		mg/kg	1.99	0.314	2	04/03/18 19:37	04/05/18 13:12	EPA 3050B	1,6010C	PE
Vanadium, Total	23.3		mg/kg	0.996	0.202	2	04/03/18 19:37	04/05/18 13:12	EPA 3050B	1,6010C	PE
Zinc, Total	46.5		mg/kg	4.98	0.292	2	04/03/18 19:37	04/05/18 13:12	EPA 3050B	1,6010C	PE

Project Name: 1111 ELMWOOD
Lab Number: L1811302
Project Number: 0369-018-001-004-002
Report Date: 04/09/18

SAMPLE RESULTS

Lab ID: L1811302-04
Client ID: B-37
Sample Location: BUFFALO
Date Collected: 04/02/18 12:20
Date Received: 04/02/18
Field Prep: Not Specified

Sample Depth:
Matrix: Soil
Percent Solids: 89%

Parameter	Result	Qualifier	Units	RL	MDL	Dilution Factor	Date Prepared	Date Analyzed	Prep Method	Analytical Method	Analyst
Total Metals - Mansfield Lab											
Aluminum, Total	3960		mg/kg	8.75	2.36	2	04/03/18 19:37	04/05/18 13:16	EPA 3050B	1,6010C	PE
Antimony, Total	ND		mg/kg	4.38	0.332	2	04/03/18 19:37	04/05/18 13:16	EPA 3050B	1,6010C	PE
Arsenic, Total	1.74		mg/kg	0.875	0.182	2	04/03/18 19:37	04/05/18 13:16	EPA 3050B	1,6010C	PE
Barium, Total	35.1		mg/kg	0.875	0.152	2	04/03/18 19:37	04/05/18 13:16	EPA 3050B	1,6010C	PE
Beryllium, Total	0.149	J	mg/kg	0.438	0.029	2	04/03/18 19:37	04/05/18 13:16	EPA 3050B	1,6010C	PE
Cadmium, Total	ND		mg/kg	0.875	0.086	2	04/03/18 19:37	04/05/18 13:16	EPA 3050B	1,6010C	PE
Calcium, Total	54600		mg/kg	8.75	3.06	2	04/03/18 19:37	04/05/18 13:16	EPA 3050B	1,6010C	PE
Chromium, Total	6.50		mg/kg	0.875	0.084	2	04/03/18 19:37	04/05/18 13:16	EPA 3050B	1,6010C	PE
Cobalt, Total	3.09		mg/kg	1.75	0.145	2	04/03/18 19:37	04/05/18 13:16	EPA 3050B	1,6010C	PE
Copper, Total	9.70		mg/kg	0.875	0.226	2	04/03/18 19:37	04/05/18 13:16	EPA 3050B	1,6010C	PE
Iron, Total	9260		mg/kg	4.38	0.790	2	04/03/18 19:37	04/05/18 13:16	EPA 3050B	1,6010C	PE
Lead, Total	7.89		mg/kg	4.38	0.234	2	04/03/18 19:37	04/05/18 13:16	EPA 3050B	1,6010C	PE
Magnesium, Total	19000		mg/kg	8.75	1.35	2	04/03/18 19:37	04/05/18 13:16	EPA 3050B	1,6010C	PE
Manganese, Total	282		mg/kg	0.875	0.139	2	04/03/18 19:37	04/05/18 13:16	EPA 3050B	1,6010C	PE
Mercury, Total	ND		mg/kg	0.071	0.015	1	04/03/18 07:30	04/03/18 19:53	EPA 7471B	1,7471B	EA
Nickel, Total	5.48		mg/kg	2.19	0.212	2	04/03/18 19:37	04/05/18 13:16	EPA 3050B	1,6010C	PE
Potassium, Total	452		mg/kg	219	12.6	2	04/03/18 19:37	04/05/18 13:16	EPA 3050B	1,6010C	PE
Selenium, Total	ND		mg/kg	1.75	0.226	2	04/03/18 19:37	04/05/18 13:16	EPA 3050B	1,6010C	PE
Silver, Total	ND		mg/kg	0.875	0.248	2	04/03/18 19:37	04/05/18 13:16	EPA 3050B	1,6010C	PE
Sodium, Total	114	J	mg/kg	175	2.76	2	04/03/18 19:37	04/05/18 13:16	EPA 3050B	1,6010C	PE
Thallium, Total	ND		mg/kg	1.75	0.276	2	04/03/18 19:37	04/05/18 13:16	EPA 3050B	1,6010C	PE
Vanadium, Total	12.6		mg/kg	0.875	0.178	2	04/03/18 19:37	04/05/18 13:16	EPA 3050B	1,6010C	PE
Zinc, Total	50.5		mg/kg	4.38	0.256	2	04/03/18 19:37	04/05/18 13:16	EPA 3050B	1,6010C	PE

Project Name: 1111 ELMWOOD
Project Number: 0369-018-001-004-002
Lab Number: L1811302
Report Date: 04/09/18

SAMPLE RESULTS

Lab ID: L1811302-05
Client ID: B-38
Sample Location: BUFFALO
Date Collected: 04/02/18 13:17
Date Received: 04/02/18
Field Prep: Not Specified

Sample Depth:
Matrix: Soil
Percent Solids: 80%

Parameter	Result	Qualifier	Units	RL	MDL	Dilution Factor	Date Prepared	Date Analyzed	Prep Method	Analytical Method	Analyst
Total Metals - Mansfield Lab											
Aluminum, Total	12600		mg/kg	9.53	2.57	2	04/03/18 19:37	04/05/18 13:20	EPA 3050B	1,6010C	PE
Antimony, Total	ND		mg/kg	4.76	0.362	2	04/03/18 19:37	04/05/18 13:20	EPA 3050B	1,6010C	PE
Arsenic, Total	5.22		mg/kg	0.953	0.198	2	04/03/18 19:37	04/05/18 13:20	EPA 3050B	1,6010C	PE
Barium, Total	92.6		mg/kg	0.953	0.166	2	04/03/18 19:37	04/05/18 13:20	EPA 3050B	1,6010C	PE
Beryllium, Total	0.505		mg/kg	0.476	0.031	2	04/03/18 19:37	04/05/18 13:20	EPA 3050B	1,6010C	PE
Cadmium, Total	ND		mg/kg	0.953	0.093	2	04/03/18 19:37	04/05/18 13:20	EPA 3050B	1,6010C	PE
Calcium, Total	35400		mg/kg	9.53	3.34	2	04/03/18 19:37	04/05/18 13:20	EPA 3050B	1,6010C	PE
Chromium, Total	17.6		mg/kg	0.953	0.092	2	04/03/18 19:37	04/05/18 13:20	EPA 3050B	1,6010C	PE
Cobalt, Total	11.0		mg/kg	1.91	0.158	2	04/03/18 19:37	04/05/18 13:20	EPA 3050B	1,6010C	PE
Copper, Total	21.2		mg/kg	0.953	0.246	2	04/03/18 19:37	04/05/18 13:20	EPA 3050B	1,6010C	PE
Iron, Total	22200		mg/kg	4.76	0.860	2	04/03/18 19:37	04/05/18 13:20	EPA 3050B	1,6010C	PE
Lead, Total	10.4		mg/kg	4.76	0.255	2	04/03/18 19:37	04/05/18 13:20	EPA 3050B	1,6010C	PE
Magnesium, Total	13200		mg/kg	9.53	1.47	2	04/03/18 19:37	04/05/18 13:20	EPA 3050B	1,6010C	PE
Manganese, Total	401		mg/kg	0.953	0.152	2	04/03/18 19:37	04/05/18 13:20	EPA 3050B	1,6010C	PE
Mercury, Total	0.024	J	mg/kg	0.078	0.017	1	04/03/18 07:30	04/03/18 19:55	EPA 7471B	1,7471B	EA
Nickel, Total	22.0		mg/kg	2.38	0.231	2	04/03/18 19:37	04/05/18 13:20	EPA 3050B	1,6010C	PE
Potassium, Total	1420		mg/kg	238	13.7	2	04/03/18 19:37	04/05/18 13:20	EPA 3050B	1,6010C	PE
Selenium, Total	0.496	J	mg/kg	1.91	0.246	2	04/03/18 19:37	04/05/18 13:20	EPA 3050B	1,6010C	PE
Silver, Total	ND		mg/kg	0.953	0.270	2	04/03/18 19:37	04/05/18 13:20	EPA 3050B	1,6010C	PE
Sodium, Total	122	J	mg/kg	191	3.00	2	04/03/18 19:37	04/05/18 13:20	EPA 3050B	1,6010C	PE
Thallium, Total	ND		mg/kg	1.91	0.300	2	04/03/18 19:37	04/05/18 13:20	EPA 3050B	1,6010C	PE
Vanadium, Total	24.1		mg/kg	0.953	0.193	2	04/03/18 19:37	04/05/18 13:20	EPA 3050B	1,6010C	PE
Zinc, Total	54.3		mg/kg	4.76	0.279	2	04/03/18 19:37	04/05/18 13:20	EPA 3050B	1,6010C	PE

Project Name: 1111 ELMWOOD
Lab Number: L1811302
Project Number: 0369-018-001-004-002
Report Date: 04/09/18

SAMPLE RESULTS

Lab ID: L1811302-06
Client ID: B-39
Sample Location: BUFFALO
Date Collected: 04/02/18 15:33
Date Received: 04/02/18
Field Prep: Not Specified

Sample Depth:
Matrix: Soil
Percent Solids: 79%

Parameter	Result	Qualifier	Units	RL	MDL	Dilution Factor	Date Prepared	Date Analyzed	Prep Method	Analytical Method	Analyst
Total Metals - Mansfield Lab											
Aluminum, Total	13800		mg/kg	9.82	2.65	2	04/03/18 19:37	04/05/18 13:24	EPA 3050B	1,6010C	PE
Antimony, Total	ND		mg/kg	4.91	0.373	2	04/03/18 19:37	04/05/18 13:24	EPA 3050B	1,6010C	PE
Arsenic, Total	3.51		mg/kg	0.982	0.204	2	04/03/18 19:37	04/05/18 13:24	EPA 3050B	1,6010C	PE
Barium, Total	115		mg/kg	0.982	0.171	2	04/03/18 19:37	04/05/18 13:24	EPA 3050B	1,6010C	PE
Beryllium, Total	0.609		mg/kg	0.491	0.032	2	04/03/18 19:37	04/05/18 13:24	EPA 3050B	1,6010C	PE
Cadmium, Total	ND		mg/kg	0.982	0.096	2	04/03/18 19:37	04/05/18 13:24	EPA 3050B	1,6010C	PE
Calcium, Total	47600		mg/kg	9.82	3.44	2	04/03/18 19:37	04/05/18 13:24	EPA 3050B	1,6010C	PE
Chromium, Total	19.3		mg/kg	0.982	0.094	2	04/03/18 19:37	04/05/18 13:24	EPA 3050B	1,6010C	PE
Cobalt, Total	13.2		mg/kg	1.96	0.163	2	04/03/18 19:37	04/05/18 13:24	EPA 3050B	1,6010C	PE
Copper, Total	20.9		mg/kg	0.982	0.253	2	04/03/18 19:37	04/05/18 13:24	EPA 3050B	1,6010C	PE
Iron, Total	23500		mg/kg	4.91	0.886	2	04/03/18 19:37	04/05/18 13:24	EPA 3050B	1,6010C	PE
Lead, Total	8.82		mg/kg	4.91	0.263	2	04/03/18 19:37	04/05/18 13:24	EPA 3050B	1,6010C	PE
Magnesium, Total	9630		mg/kg	9.82	1.51	2	04/03/18 19:37	04/05/18 13:24	EPA 3050B	1,6010C	PE
Manganese, Total	548		mg/kg	0.982	0.156	2	04/03/18 19:37	04/05/18 13:24	EPA 3050B	1,6010C	PE
Mercury, Total	ND		mg/kg	0.080	0.017	1	04/03/18 07:30	04/03/18 19:57	EPA 7471B	1,7471B	EA
Nickel, Total	23.9		mg/kg	2.45	0.238	2	04/03/18 19:37	04/05/18 13:24	EPA 3050B	1,6010C	PE
Potassium, Total	1620		mg/kg	245	14.1	2	04/03/18 19:37	04/05/18 13:24	EPA 3050B	1,6010C	PE
Selenium, Total	ND		mg/kg	1.96	0.253	2	04/03/18 19:37	04/05/18 13:24	EPA 3050B	1,6010C	PE
Silver, Total	ND		mg/kg	0.982	0.278	2	04/03/18 19:37	04/05/18 13:24	EPA 3050B	1,6010C	PE
Sodium, Total	530		mg/kg	196	3.09	2	04/03/18 19:37	04/05/18 13:24	EPA 3050B	1,6010C	PE
Thallium, Total	ND		mg/kg	1.96	0.309	2	04/03/18 19:37	04/05/18 13:24	EPA 3050B	1,6010C	PE
Vanadium, Total	25.5		mg/kg	0.982	0.199	2	04/03/18 19:37	04/05/18 13:24	EPA 3050B	1,6010C	PE
Zinc, Total	49.1		mg/kg	4.91	0.288	2	04/03/18 19:37	04/05/18 13:24	EPA 3050B	1,6010C	PE

Project Name: 1111 ELMWOOD
Lab Number: L1811302
Project Number: 0369-018-001-004-002
Report Date: 04/09/18

SAMPLE RESULTS

Lab ID: L1811302-07
Client ID: B-40
Sample Location: BUFFALO
Date Collected: 04/02/18 15:36
Date Received: 04/02/18
Field Prep: Not Specified

Sample Depth:
Matrix: Soil
Percent Solids: 76%

Parameter	Result	Qualifier	Units	RL	MDL	Dilution Factor	Date Prepared	Date Analyzed	Prep Method	Analytical Method	Analyst
Total Metals - Mansfield Lab											
Aluminum, Total	14900		mg/kg	10.3	2.78	2	04/03/18 19:37	04/05/18 13:28	EPA 3050B	1,6010C	PE
Antimony, Total	ND		mg/kg	5.15	0.391	2	04/03/18 19:37	04/05/18 13:28	EPA 3050B	1,6010C	PE
Arsenic, Total	4.26		mg/kg	1.03	0.214	2	04/03/18 19:37	04/05/18 13:28	EPA 3050B	1,6010C	PE
Barium, Total	125		mg/kg	1.03	0.179	2	04/03/18 19:37	04/05/18 13:28	EPA 3050B	1,6010C	PE
Beryllium, Total	0.690		mg/kg	0.515	0.034	2	04/03/18 19:37	04/05/18 13:28	EPA 3050B	1,6010C	PE
Cadmium, Total	ND		mg/kg	1.03	0.101	2	04/03/18 19:37	04/05/18 13:28	EPA 3050B	1,6010C	PE
Calcium, Total	10700		mg/kg	10.3	3.60	2	04/03/18 19:37	04/05/18 13:28	EPA 3050B	1,6010C	PE
Chromium, Total	19.7		mg/kg	1.03	0.099	2	04/03/18 19:37	04/05/18 13:28	EPA 3050B	1,6010C	PE
Cobalt, Total	9.35		mg/kg	2.06	0.171	2	04/03/18 19:37	04/05/18 13:28	EPA 3050B	1,6010C	PE
Copper, Total	19.0		mg/kg	1.03	0.266	2	04/03/18 19:37	04/05/18 13:28	EPA 3050B	1,6010C	PE
Iron, Total	22900		mg/kg	5.15	0.930	2	04/03/18 19:37	04/05/18 13:28	EPA 3050B	1,6010C	PE
Lead, Total	42.1		mg/kg	5.15	0.276	2	04/03/18 19:37	04/05/18 13:28	EPA 3050B	1,6010C	PE
Magnesium, Total	7510		mg/kg	10.3	1.58	2	04/03/18 19:37	04/05/18 13:28	EPA 3050B	1,6010C	PE
Manganese, Total	349		mg/kg	1.03	0.164	2	04/03/18 19:37	04/05/18 13:28	EPA 3050B	1,6010C	PE
Mercury, Total	0.051	J	mg/kg	0.082	0.017	1	04/03/18 07:30	04/03/18 19:59	EPA 7471B	1,7471B	EA
Nickel, Total	20.3		mg/kg	2.57	0.249	2	04/03/18 19:37	04/05/18 13:28	EPA 3050B	1,6010C	PE
Potassium, Total	1330		mg/kg	257	14.8	2	04/03/18 19:37	04/05/18 13:28	EPA 3050B	1,6010C	PE
Selenium, Total	0.834	J	mg/kg	2.06	0.266	2	04/03/18 19:37	04/05/18 13:28	EPA 3050B	1,6010C	PE
Silver, Total	ND		mg/kg	1.03	0.291	2	04/03/18 19:37	04/05/18 13:28	EPA 3050B	1,6010C	PE
Sodium, Total	59.7	J	mg/kg	206	3.24	2	04/03/18 19:37	04/05/18 13:28	EPA 3050B	1,6010C	PE
Thallium, Total	ND		mg/kg	2.06	0.324	2	04/03/18 19:37	04/05/18 13:28	EPA 3050B	1,6010C	PE
Vanadium, Total	27.4		mg/kg	1.03	0.209	2	04/03/18 19:37	04/05/18 13:28	EPA 3050B	1,6010C	PE
Zinc, Total	63.2		mg/kg	5.15	0.302	2	04/03/18 19:37	04/05/18 13:28	EPA 3050B	1,6010C	PE

Project Name: 1111 ELMWOOD
Lab Number: L1811302
Project Number: 0369-018-001-004-002
Report Date: 04/09/18

SAMPLE RESULTS

Lab ID: L1811302-08
Client ID: B-41
Sample Location: BUFFALO
Date Collected: 04/02/18 15:40
Date Received: 04/02/18
Field Prep: Not Specified

Sample Depth:
Matrix: Soil
Percent Solids: 71%

Parameter	Result	Qualifier	Units	RL	MDL	Dilution Factor	Date Prepared	Date Analyzed	Prep Method	Analytical Method	Analyst
Total Metals - Mansfield Lab											
Aluminum, Total	16300		mg/kg	11.2	3.03	2	04/03/18 19:37	04/05/18 13:32	EPA 3050B	1,6010C	PE
Antimony, Total	ND		mg/kg	5.61	0.427	2	04/03/18 19:37	04/05/18 13:32	EPA 3050B	1,6010C	PE
Arsenic, Total	5.28		mg/kg	1.12	0.234	2	04/03/18 19:37	04/05/18 13:32	EPA 3050B	1,6010C	PE
Barium, Total	128		mg/kg	1.12	0.195	2	04/03/18 19:37	04/05/18 13:32	EPA 3050B	1,6010C	PE
Beryllium, Total	0.730		mg/kg	0.561	0.037	2	04/03/18 19:37	04/05/18 13:32	EPA 3050B	1,6010C	PE
Cadmium, Total	ND		mg/kg	1.12	0.110	2	04/03/18 19:37	04/05/18 13:32	EPA 3050B	1,6010C	PE
Calcium, Total	5370		mg/kg	11.2	3.93	2	04/03/18 19:37	04/05/18 13:32	EPA 3050B	1,6010C	PE
Chromium, Total	21.7		mg/kg	1.12	0.108	2	04/03/18 19:37	04/05/18 13:32	EPA 3050B	1,6010C	PE
Cobalt, Total	11.6		mg/kg	2.24	0.186	2	04/03/18 19:37	04/05/18 13:32	EPA 3050B	1,6010C	PE
Copper, Total	21.6		mg/kg	1.12	0.290	2	04/03/18 19:37	04/05/18 13:32	EPA 3050B	1,6010C	PE
Iron, Total	26000		mg/kg	5.61	1.01	2	04/03/18 19:37	04/05/18 13:32	EPA 3050B	1,6010C	PE
Lead, Total	32.6		mg/kg	5.61	0.301	2	04/03/18 19:37	04/05/18 13:32	EPA 3050B	1,6010C	PE
Magnesium, Total	5720		mg/kg	11.2	1.73	2	04/03/18 19:37	04/05/18 13:32	EPA 3050B	1,6010C	PE
Manganese, Total	427		mg/kg	1.12	0.178	2	04/03/18 19:37	04/05/18 13:32	EPA 3050B	1,6010C	PE
Mercury, Total	0.082	J	mg/kg	0.089	0.019	1	04/03/18 07:30	04/03/18 20:01	EPA 7471B	1,7471B	EA
Nickel, Total	19.6		mg/kg	2.81	0.272	2	04/03/18 19:37	04/05/18 13:32	EPA 3050B	1,6010C	PE
Potassium, Total	1340		mg/kg	281	16.2	2	04/03/18 19:37	04/05/18 13:32	EPA 3050B	1,6010C	PE
Selenium, Total	0.741	J	mg/kg	2.24	0.290	2	04/03/18 19:37	04/05/18 13:32	EPA 3050B	1,6010C	PE
Silver, Total	ND		mg/kg	1.12	0.318	2	04/03/18 19:37	04/05/18 13:32	EPA 3050B	1,6010C	PE
Sodium, Total	61.4	J	mg/kg	224	3.54	2	04/03/18 19:37	04/05/18 13:32	EPA 3050B	1,6010C	PE
Thallium, Total	ND		mg/kg	2.24	0.354	2	04/03/18 19:37	04/05/18 13:32	EPA 3050B	1,6010C	PE
Vanadium, Total	31.5		mg/kg	1.12	0.228	2	04/03/18 19:37	04/05/18 13:32	EPA 3050B	1,6010C	PE
Zinc, Total	72.0		mg/kg	5.61	0.329	2	04/03/18 19:37	04/05/18 13:32	EPA 3050B	1,6010C	PE

Project Name: 1111 ELMWOOD
Project Number: 0369-018-001-004-002
Lab Number: L1811302
Report Date: 04/09/18

SAMPLE RESULTS

Lab ID: L1811302-09
Client ID: SW-16
Sample Location: BUFFALO
Sample Depth:
Matrix: Soil
Percent Solids: 83%

Date Collected: 04/02/18 13:53
Date Received: 04/02/18
Field Prep: Not Specified

Total Metals - Mansfield Lab

Parameter	Result	Qualifier	Units	RL	MDL	Dilution Factor	Date Prepared	Date Analyzed	Prep Method	Analytical Method	Analyst
Aluminum, Total	18500		mg/kg	9.54	2.57	2	04/03/18 19:37	04/05/18 13:45	EPA 3050B	1,6010C	PE
Antimony, Total	ND		mg/kg	4.77	0.362	2	04/03/18 19:37	04/05/18 13:45	EPA 3050B	1,6010C	PE
Arsenic, Total	4.29		mg/kg	0.954	0.198	2	04/03/18 19:37	04/05/18 13:45	EPA 3050B	1,6010C	PE
Barium, Total	120		mg/kg	0.954	0.166	2	04/03/18 19:37	04/05/18 13:45	EPA 3050B	1,6010C	PE
Beryllium, Total	0.811		mg/kg	0.477	0.032	2	04/03/18 19:37	04/05/18 13:45	EPA 3050B	1,6010C	PE
Cadmium, Total	ND		mg/kg	0.954	0.094	2	04/03/18 19:37	04/05/18 13:45	EPA 3050B	1,6010C	PE
Calcium, Total	4310		mg/kg	9.54	3.34	2	04/03/18 19:37	04/05/18 13:45	EPA 3050B	1,6010C	PE
Chromium, Total	22.5		mg/kg	0.954	0.092	2	04/03/18 19:37	04/05/18 13:45	EPA 3050B	1,6010C	PE
Cobalt, Total	26.1		mg/kg	1.91	0.158	2	04/03/18 19:37	04/05/18 13:45	EPA 3050B	1,6010C	PE
Copper, Total	12.7		mg/kg	0.954	0.246	2	04/03/18 19:37	04/05/18 13:45	EPA 3050B	1,6010C	PE
Iron, Total	26700		mg/kg	4.77	0.861	2	04/03/18 19:37	04/05/18 13:45	EPA 3050B	1,6010C	PE
Lead, Total	18.0		mg/kg	4.77	0.256	2	04/03/18 19:37	04/05/18 13:45	EPA 3050B	1,6010C	PE
Magnesium, Total	5450		mg/kg	9.54	1.47	2	04/03/18 19:37	04/05/18 13:45	EPA 3050B	1,6010C	PE
Manganese, Total	1170		mg/kg	0.954	0.152	2	04/03/18 19:37	04/05/18 13:45	EPA 3050B	1,6010C	PE
Mercury, Total	0.030	J	mg/kg	0.076	0.016	1	04/03/18 07:30	04/03/18 20:02	EPA 7471B	1,7471B	EA
Nickel, Total	18.7		mg/kg	2.38	0.231	2	04/03/18 19:37	04/05/18 13:45	EPA 3050B	1,6010C	PE
Potassium, Total	1340		mg/kg	238	13.7	2	04/03/18 19:37	04/05/18 13:45	EPA 3050B	1,6010C	PE
Selenium, Total	0.896	J	mg/kg	1.91	0.246	2	04/03/18 19:37	04/05/18 13:45	EPA 3050B	1,6010C	PE
Silver, Total	ND		mg/kg	0.954	0.270	2	04/03/18 19:37	04/05/18 13:45	EPA 3050B	1,6010C	PE
Sodium, Total	86.7	J	mg/kg	191	3.00	2	04/03/18 19:37	04/05/18 13:45	EPA 3050B	1,6010C	PE
Thallium, Total	ND		mg/kg	1.91	0.300	2	04/03/18 19:37	04/05/18 13:45	EPA 3050B	1,6010C	PE
Vanadium, Total	30.6		mg/kg	0.954	0.194	2	04/03/18 19:37	04/05/18 13:45	EPA 3050B	1,6010C	PE
Zinc, Total	67.1		mg/kg	4.77	0.279	2	04/03/18 19:37	04/05/18 13:45	EPA 3050B	1,6010C	PE

Project Name: 1111 ELMWOOD
Lab Number: L1811302
Project Number: 0369-018-001-004-002
Report Date: 04/09/18

SAMPLE RESULTS

Lab ID: L1811302-10
Client ID: SW-17
Sample Location: BUFFALO
Date Collected: 04/02/18 13:55
Date Received: 04/02/18
Field Prep: Not Specified

Sample Depth:
Matrix: Soil
Percent Solids: 85%

Parameter	Result	Qualifier	Units	RL	MDL	Dilution Factor	Date Prepared	Date Analyzed	Prep Method	Analytical Method	Analyst
Total Metals - Mansfield Lab											
Aluminum, Total	6940		mg/kg	8.84	2.39	2	04/03/18 19:37	04/05/18 13:49	EPA 3050B	1,6010C	PE
Antimony, Total	ND		mg/kg	4.42	0.336	2	04/03/18 19:37	04/05/18 13:49	EPA 3050B	1,6010C	PE
Arsenic, Total	2.69		mg/kg	0.884	0.184	2	04/03/18 19:37	04/05/18 13:49	EPA 3050B	1,6010C	PE
Barium, Total	53.5		mg/kg	0.884	0.154	2	04/03/18 19:37	04/05/18 13:49	EPA 3050B	1,6010C	PE
Beryllium, Total	0.283	J	mg/kg	0.442	0.029	2	04/03/18 19:37	04/05/18 13:49	EPA 3050B	1,6010C	PE
Cadmium, Total	ND		mg/kg	0.884	0.087	2	04/03/18 19:37	04/05/18 13:49	EPA 3050B	1,6010C	PE
Calcium, Total	54600		mg/kg	8.84	3.09	2	04/03/18 19:37	04/05/18 13:49	EPA 3050B	1,6010C	PE
Chromium, Total	9.43		mg/kg	0.884	0.085	2	04/03/18 19:37	04/05/18 13:49	EPA 3050B	1,6010C	PE
Cobalt, Total	5.23		mg/kg	1.77	0.147	2	04/03/18 19:37	04/05/18 13:49	EPA 3050B	1,6010C	PE
Copper, Total	12.4		mg/kg	0.884	0.228	2	04/03/18 19:37	04/05/18 13:49	EPA 3050B	1,6010C	PE
Iron, Total	12400		mg/kg	4.42	0.798	2	04/03/18 19:37	04/05/18 13:49	EPA 3050B	1,6010C	PE
Lead, Total	11.6		mg/kg	4.42	0.237	2	04/03/18 19:37	04/05/18 13:49	EPA 3050B	1,6010C	PE
Magnesium, Total	16000		mg/kg	8.84	1.36	2	04/03/18 19:37	04/05/18 13:49	EPA 3050B	1,6010C	PE
Manganese, Total	370		mg/kg	0.884	0.140	2	04/03/18 19:37	04/05/18 13:49	EPA 3050B	1,6010C	PE
Mercury, Total	0.021	J	mg/kg	0.074	0.016	1	04/03/18 07:30	04/03/18 20:04	EPA 7471B	1,7471B	EA
Nickel, Total	10.0		mg/kg	2.21	0.214	2	04/03/18 19:37	04/05/18 13:49	EPA 3050B	1,6010C	PE
Potassium, Total	782		mg/kg	221	12.7	2	04/03/18 19:37	04/05/18 13:49	EPA 3050B	1,6010C	PE
Selenium, Total	ND		mg/kg	1.77	0.228	2	04/03/18 19:37	04/05/18 13:49	EPA 3050B	1,6010C	PE
Silver, Total	ND		mg/kg	0.884	0.250	2	04/03/18 19:37	04/05/18 13:49	EPA 3050B	1,6010C	PE
Sodium, Total	90.3	J	mg/kg	177	2.78	2	04/03/18 19:37	04/05/18 13:49	EPA 3050B	1,6010C	PE
Thallium, Total	ND		mg/kg	1.77	0.278	2	04/03/18 19:37	04/05/18 13:49	EPA 3050B	1,6010C	PE
Vanadium, Total	14.9		mg/kg	0.884	0.180	2	04/03/18 19:37	04/05/18 13:49	EPA 3050B	1,6010C	PE
Zinc, Total	50.6		mg/kg	4.42	0.259	2	04/03/18 19:37	04/05/18 13:49	EPA 3050B	1,6010C	PE

Project Name: 1111 ELMWOOD
Lab Number: L1811302
Project Number: 0369-018-001-004-002
Report Date: 04/09/18

SAMPLE RESULTS

Lab ID: L1811302-11
Client ID: SW-18
Sample Location: BUFFALO
Date Collected: 04/02/18 14:00
Date Received: 04/02/18
Field Prep: Not Specified

Sample Depth:
Matrix: Soil
Percent Solids: 82%

Parameter	Result	Qualifier	Units	RL	MDL	Dilution Factor	Date Prepared	Date Analyzed	Prep Method	Analytical Method	Analyst
Total Metals - Mansfield Lab											
Aluminum, Total	11100		mg/kg	9.57	2.58	2	04/03/18 19:37	04/05/18 13:53	EPA 3050B	1,6010C	PE
Antimony, Total	ND		mg/kg	4.79	0.364	2	04/03/18 19:37	04/05/18 13:53	EPA 3050B	1,6010C	PE
Arsenic, Total	2.58		mg/kg	0.957	0.199	2	04/03/18 19:37	04/05/18 13:53	EPA 3050B	1,6010C	PE
Barium, Total	86.2		mg/kg	0.957	0.166	2	04/03/18 19:37	04/05/18 13:53	EPA 3050B	1,6010C	PE
Beryllium, Total	0.526		mg/kg	0.479	0.032	2	04/03/18 19:37	04/05/18 13:53	EPA 3050B	1,6010C	PE
Cadmium, Total	0.105	J	mg/kg	0.957	0.094	2	04/03/18 19:37	04/05/18 13:53	EPA 3050B	1,6010C	PE
Calcium, Total	4680		mg/kg	9.57	3.35	2	04/03/18 19:37	04/05/18 13:53	EPA 3050B	1,6010C	PE
Chromium, Total	13.8		mg/kg	0.957	0.092	2	04/03/18 19:37	04/05/18 13:53	EPA 3050B	1,6010C	PE
Cobalt, Total	8.96		mg/kg	1.91	0.159	2	04/03/18 19:37	04/05/18 13:53	EPA 3050B	1,6010C	PE
Copper, Total	9.89		mg/kg	0.957	0.247	2	04/03/18 19:37	04/05/18 13:53	EPA 3050B	1,6010C	PE
Iron, Total	16300		mg/kg	4.79	0.864	2	04/03/18 19:37	04/05/18 13:53	EPA 3050B	1,6010C	PE
Lead, Total	13.3		mg/kg	4.79	0.256	2	04/03/18 19:37	04/05/18 13:53	EPA 3050B	1,6010C	PE
Magnesium, Total	4180		mg/kg	9.57	1.47	2	04/03/18 19:37	04/05/18 13:53	EPA 3050B	1,6010C	PE
Manganese, Total	464		mg/kg	0.957	0.152	2	04/03/18 19:37	04/05/18 13:53	EPA 3050B	1,6010C	PE
Mercury, Total	0.037	J	mg/kg	0.079	0.017	1	04/03/18 07:30	04/03/18 20:10	EPA 7471B	1,7471B	EA
Nickel, Total	14.0		mg/kg	2.39	0.232	2	04/03/18 19:37	04/05/18 13:53	EPA 3050B	1,6010C	PE
Potassium, Total	975		mg/kg	239	13.8	2	04/03/18 19:37	04/05/18 13:53	EPA 3050B	1,6010C	PE
Selenium, Total	0.450	J	mg/kg	1.91	0.247	2	04/03/18 19:37	04/05/18 13:53	EPA 3050B	1,6010C	PE
Silver, Total	ND		mg/kg	0.957	0.271	2	04/03/18 19:37	04/05/18 13:53	EPA 3050B	1,6010C	PE
Sodium, Total	136	J	mg/kg	191	3.02	2	04/03/18 19:37	04/05/18 13:53	EPA 3050B	1,6010C	PE
Thallium, Total	ND		mg/kg	1.91	0.302	2	04/03/18 19:37	04/05/18 13:53	EPA 3050B	1,6010C	PE
Vanadium, Total	19.3		mg/kg	0.957	0.194	2	04/03/18 19:37	04/05/18 13:53	EPA 3050B	1,6010C	PE
Zinc, Total	49.5		mg/kg	4.79	0.280	2	04/03/18 19:37	04/05/18 13:53	EPA 3050B	1,6010C	PE

Project Name: 1111 ELMWOOD
Lab Number: L1811302
Project Number: 0369-018-001-004-002
Report Date: 04/09/18

SAMPLE RESULTS

Lab ID: L1811302-12
Client ID: SW-19
Sample Location: BUFFALO
Date Collected: 04/02/18 14:02
Date Received: 04/02/18
Field Prep: Not Specified

Sample Depth:
Matrix: Soil
Percent Solids: 77%

Parameter	Result	Qualifier	Units	RL	MDL	Dilution Factor	Date Prepared	Date Analyzed	Prep Method	Analytical Method	Analyst
Total Metals - Mansfield Lab											
Aluminum, Total	15800		mg/kg	10.2	2.76	2	04/03/18 19:37	04/05/18 13:58	EPA 3050B	1,6010C	PE
Antimony, Total	ND		mg/kg	5.12	0.389	2	04/03/18 19:37	04/05/18 13:58	EPA 3050B	1,6010C	PE
Arsenic, Total	3.01		mg/kg	1.02	0.213	2	04/03/18 19:37	04/05/18 13:58	EPA 3050B	1,6010C	PE
Barium, Total	126		mg/kg	1.02	0.178	2	04/03/18 19:37	04/05/18 13:58	EPA 3050B	1,6010C	PE
Beryllium, Total	0.706		mg/kg	0.512	0.034	2	04/03/18 19:37	04/05/18 13:58	EPA 3050B	1,6010C	PE
Cadmium, Total	ND		mg/kg	1.02	0.100	2	04/03/18 19:37	04/05/18 13:58	EPA 3050B	1,6010C	PE
Calcium, Total	37400		mg/kg	10.2	3.58	2	04/03/18 19:37	04/05/18 13:58	EPA 3050B	1,6010C	PE
Chromium, Total	20.7		mg/kg	1.02	0.098	2	04/03/18 19:37	04/05/18 13:58	EPA 3050B	1,6010C	PE
Cobalt, Total	9.91		mg/kg	2.05	0.170	2	04/03/18 19:37	04/05/18 13:58	EPA 3050B	1,6010C	PE
Copper, Total	20.6		mg/kg	1.02	0.264	2	04/03/18 19:37	04/05/18 13:58	EPA 3050B	1,6010C	PE
Iron, Total	23800		mg/kg	5.12	0.924	2	04/03/18 19:37	04/05/18 13:58	EPA 3050B	1,6010C	PE
Lead, Total	8.52		mg/kg	5.12	0.274	2	04/03/18 19:37	04/05/18 13:58	EPA 3050B	1,6010C	PE
Magnesium, Total	9020		mg/kg	10.2	1.58	2	04/03/18 19:37	04/05/18 13:58	EPA 3050B	1,6010C	PE
Manganese, Total	425		mg/kg	1.02	0.163	2	04/03/18 19:37	04/05/18 13:58	EPA 3050B	1,6010C	PE
Mercury, Total	0.029	J	mg/kg	0.086	0.018	1	04/03/18 07:30	04/03/18 20:12	EPA 7471B	1,7471B	EA
Nickel, Total	21.8		mg/kg	2.56	0.248	2	04/03/18 19:37	04/05/18 13:58	EPA 3050B	1,6010C	PE
Potassium, Total	1500		mg/kg	256	14.7	2	04/03/18 19:37	04/05/18 13:58	EPA 3050B	1,6010C	PE
Selenium, Total	0.266	J	mg/kg	2.05	0.264	2	04/03/18 19:37	04/05/18 13:58	EPA 3050B	1,6010C	PE
Silver, Total	ND		mg/kg	1.02	0.290	2	04/03/18 19:37	04/05/18 13:58	EPA 3050B	1,6010C	PE
Sodium, Total	429		mg/kg	205	3.22	2	04/03/18 19:37	04/05/18 13:58	EPA 3050B	1,6010C	PE
Thallium, Total	ND		mg/kg	2.05	0.322	2	04/03/18 19:37	04/05/18 13:58	EPA 3050B	1,6010C	PE
Vanadium, Total	27.4		mg/kg	1.02	0.208	2	04/03/18 19:37	04/05/18 13:58	EPA 3050B	1,6010C	PE
Zinc, Total	50.4		mg/kg	5.12	0.300	2	04/03/18 19:37	04/05/18 13:58	EPA 3050B	1,6010C	PE

Project Name: 1111 ELMWOOD
Lab Number: L1811302
Project Number: 0369-018-001-004-002
Report Date: 04/09/18

SAMPLE RESULTS

Lab ID: L1811302-13
Client ID: SW-20
Sample Location: BUFFALO
Date Collected: 04/02/18 15:29
Date Received: 04/02/18
Field Prep: Not Specified

Sample Depth:
Matrix: Soil
Percent Solids: 77%

Parameter	Result	Qualifier	Units	RL	MDL	Dilution Factor	Date Prepared	Date Analyzed	Prep Method	Analytical Method	Analyst
Total Metals - Mansfield Lab											
Aluminum, Total	13400		mg/kg	10.2	2.76	2	04/03/18 19:37	04/05/18 14:02	EPA 3050B	1,6010C	PE
Antimony, Total	ND		mg/kg	5.12	0.389	2	04/03/18 19:37	04/05/18 14:02	EPA 3050B	1,6010C	PE
Arsenic, Total	5.41		mg/kg	1.02	0.213	2	04/03/18 19:37	04/05/18 14:02	EPA 3050B	1,6010C	PE
Barium, Total	125		mg/kg	1.02	0.178	2	04/03/18 19:37	04/05/18 14:02	EPA 3050B	1,6010C	PE
Beryllium, Total	0.748		mg/kg	0.512	0.034	2	04/03/18 19:37	04/05/18 14:02	EPA 3050B	1,6010C	PE
Cadmium, Total	ND		mg/kg	1.02	0.100	2	04/03/18 19:37	04/05/18 14:02	EPA 3050B	1,6010C	PE
Calcium, Total	24200		mg/kg	10.2	3.58	2	04/03/18 19:37	04/05/18 14:02	EPA 3050B	1,6010C	PE
Chromium, Total	29.4		mg/kg	1.02	0.098	2	04/03/18 19:37	04/05/18 14:02	EPA 3050B	1,6010C	PE
Cobalt, Total	9.92		mg/kg	2.05	0.170	2	04/03/18 19:37	04/05/18 14:02	EPA 3050B	1,6010C	PE
Copper, Total	47.7		mg/kg	1.02	0.264	2	04/03/18 19:37	04/05/18 14:02	EPA 3050B	1,6010C	PE
Iron, Total	21300		mg/kg	5.12	0.925	2	04/03/18 19:37	04/05/18 14:02	EPA 3050B	1,6010C	PE
Lead, Total	203		mg/kg	5.12	0.274	2	04/03/18 19:37	04/05/18 14:02	EPA 3050B	1,6010C	PE
Magnesium, Total	8610		mg/kg	10.2	1.58	2	04/03/18 19:37	04/05/18 14:02	EPA 3050B	1,6010C	PE
Manganese, Total	443		mg/kg	1.02	0.163	2	04/03/18 19:37	04/05/18 14:02	EPA 3050B	1,6010C	PE
Mercury, Total	0.215		mg/kg	0.082	0.017	1	04/03/18 07:30	04/03/18 20:13	EPA 7471B	1,7471B	EA
Nickel, Total	19.2		mg/kg	2.56	0.248	2	04/03/18 19:37	04/05/18 14:02	EPA 3050B	1,6010C	PE
Potassium, Total	1240		mg/kg	256	14.8	2	04/03/18 19:37	04/05/18 14:02	EPA 3050B	1,6010C	PE
Selenium, Total	0.686	J	mg/kg	2.05	0.264	2	04/03/18 19:37	04/05/18 14:02	EPA 3050B	1,6010C	PE
Silver, Total	ND		mg/kg	1.02	0.290	2	04/03/18 19:37	04/05/18 14:02	EPA 3050B	1,6010C	PE
Sodium, Total	89.6	J	mg/kg	205	3.23	2	04/03/18 19:37	04/05/18 14:02	EPA 3050B	1,6010C	PE
Thallium, Total	ND		mg/kg	2.05	0.323	2	04/03/18 19:37	04/05/18 14:02	EPA 3050B	1,6010C	PE
Vanadium, Total	25.3		mg/kg	1.02	0.208	2	04/03/18 19:37	04/05/18 14:02	EPA 3050B	1,6010C	PE
Zinc, Total	111		mg/kg	5.12	0.300	2	04/03/18 19:37	04/05/18 14:02	EPA 3050B	1,6010C	PE

Project Name: 1111 ELMWOOD
Project Number: 0369-018-001-004-002
Lab Number: L1811302
Report Date: 04/09/18

Method Blank Analysis
Batch Quality Control

Parameter	Result	Qualifier	Units	RL	MDL	Dilution Factor	Date Prepared	Date Analyzed	Analytical Method	Analyst
Total Metals - Mansfield Lab for sample(s): 01-13 Batch: WG1102872-1										
Mercury, Total	ND		mg/kg	0.083	0.018	1	04/03/18 07:30	04/03/18 19:20	1,7471B	EA

Prep Information

Digestion Method: EPA 7471B

Parameter	Result	Qualifier	Units	RL	MDL	Dilution Factor	Date Prepared	Date Analyzed	Analytical Method	Analyst
Total Metals - Mansfield Lab for sample(s): 01-13 Batch: WG1103180-1										
Aluminum, Total	ND		mg/kg	4.00	1.08	1	04/03/18 19:37	04/05/18 12:00	1,6010C	PE
Antimony, Total	ND		mg/kg	2.00	0.152	1	04/03/18 19:37	04/05/18 12:00	1,6010C	PE
Arsenic, Total	ND		mg/kg	0.400	0.083	1	04/03/18 19:37	04/05/18 12:00	1,6010C	PE
Barium, Total	ND		mg/kg	0.400	0.070	1	04/03/18 19:37	04/05/18 12:00	1,6010C	PE
Beryllium, Total	ND		mg/kg	0.200	0.013	1	04/03/18 19:37	04/05/18 12:00	1,6010C	PE
Cadmium, Total	ND		mg/kg	0.400	0.039	1	04/03/18 19:37	04/05/18 12:00	1,6010C	PE
Calcium, Total	ND		mg/kg	4.00	1.40	1	04/03/18 19:37	04/05/18 12:00	1,6010C	PE
Chromium, Total	ND		mg/kg	0.400	0.038	1	04/03/18 19:37	04/05/18 12:00	1,6010C	PE
Cobalt, Total	ND		mg/kg	0.800	0.066	1	04/03/18 19:37	04/05/18 12:00	1,6010C	PE
Copper, Total	ND		mg/kg	0.400	0.103	1	04/03/18 19:37	04/05/18 12:00	1,6010C	PE
Iron, Total	ND		mg/kg	2.00	0.361	1	04/03/18 19:37	04/05/18 12:00	1,6010C	PE
Lead, Total	ND		mg/kg	2.00	0.107	1	04/03/18 19:37	04/05/18 12:00	1,6010C	PE
Magnesium, Total	ND		mg/kg	4.00	0.616	1	04/03/18 19:37	04/05/18 12:00	1,6010C	PE
Manganese, Total	ND		mg/kg	0.400	0.064	1	04/03/18 19:37	04/05/18 12:00	1,6010C	PE
Nickel, Total	ND		mg/kg	1.00	0.097	1	04/03/18 19:37	04/05/18 12:00	1,6010C	PE
Potassium, Total	ND		mg/kg	100	5.76	1	04/03/18 19:37	04/05/18 12:00	1,6010C	PE
Selenium, Total	ND		mg/kg	0.800	0.103	1	04/03/18 19:37	04/05/18 12:00	1,6010C	PE
Silver, Total	ND		mg/kg	0.400	0.113	1	04/03/18 19:37	04/05/18 12:00	1,6010C	PE
Sodium, Total	ND		mg/kg	80.0	1.26	1	04/03/18 19:37	04/05/18 12:00	1,6010C	PE
Thallium, Total	ND		mg/kg	0.800	0.126	1	04/03/18 19:37	04/05/18 12:00	1,6010C	PE
Vanadium, Total	ND		mg/kg	0.400	0.081	1	04/03/18 19:37	04/05/18 12:00	1,6010C	PE
Zinc, Total	ND		mg/kg	2.00	0.117	1	04/03/18 19:37	04/05/18 12:00	1,6010C	PE

Project Name: 1111 ELMWOOD
Project Number: 0369-018-001-004-002
Lab Number: L1811302
Report Date: 04/09/18

Method Blank Analysis
Batch Quality Control

Prep Information

Digestion Method: EPA 3050B

Lab Control Sample Analysis

Batch Quality Control

Project Name: 1111 ELMWOOD

Project Number: 0369-018-001-004-002

Lab Number: L1811302

Report Date: 04/09/18

Parameter	LCS %Recovery	Qual	LCSD %Recovery	Qual	%Recovery Limits	RPD	Qual	RPD Limits
Total Metals - Mansfield Lab Associated sample(s): 01-13 Batch: WG1102872-2 SRM Lot Number: D098-540								
Mercury, Total	105		-		50-149	-		

Lab Control Sample Analysis

Batch Quality Control

Project Name: 1111 ELMWOOD

Project Number: 0369-018-001-004-002

Lab Number: L1811302

Report Date: 04/09/18

Parameter	LCS %Recovery	LCSD %Recovery	%Recovery Limits	RPD	RPD Limits
Total Metals - Mansfield Lab Associated sample(s): 01-13 Batch: WG1103180-2 SRM Lot Number: D098-540					
Aluminum, Total	74	-	47-153	-	
Antimony, Total	146	-	6-194	-	
Arsenic, Total	98	-	83-117	-	
Barium, Total	89	-	82-118	-	
Beryllium, Total	92	-	83-117	-	
Cadmium, Total	92	-	82-117	-	
Calcium, Total	88	-	81-118	-	
Chromium, Total	90	-	83-119	-	
Cobalt, Total	94	-	84-116	-	
Copper, Total	93	-	84-116	-	
Iron, Total	92	-	60-140	-	
Lead, Total	90	-	82-117	-	
Magnesium, Total	85	-	76-124	-	
Manganese, Total	87	-	82-118	-	
Nickel, Total	92	-	82-117	-	
Potassium, Total	81	-	69-131	-	
Selenium, Total	96	-	78-121	-	
Silver, Total	97	-	80-120	-	
Sodium, Total	90	-	74-126	-	
Thallium, Total	96	-	80-119	-	
Vanadium, Total	93	-	79-121	-	

Lab Control Sample Analysis

Batch Quality Control

Project Name: 1111 ELMWOOD

Project Number: 0369-018-001-004-002

Lab Number: L1811302

Report Date: 04/09/18

Parameter	LCS %Recovery	LCSD %Recovery	%Recovery Limits	RPD	RPD Limits
Total Metals - Mansfield Lab Associated sample(s): 01-13 Batch: WG1103180-2 SRM Lot Number: D098-540					
Zinc, Total	92	-	81-119	-	

Matrix Spike Analysis
Batch Quality Control

Project Name: 1111 ELMWOOD
Project Number: 0369-018-001-004-002

Lab Number: L1811302
Report Date: 04/09/18

Parameter	Native Sample	MS Added	MS Found	MS %Recovery	Qual	MSD Found	MSD %Recovery	Qual	Recovery Limits	RPD	Qual	RPD Limits
Total Metals - Mansfield Lab Associated sample(s): 01-13 QC Batch ID: WG1102872-3 WG1102872-4 QC Sample: L1811141-04 Client ID: MS Sample												
Mercury, Total	0.032J	0.162	0.210	**130**	Q	0.231	**139**	Q	80-120	10		20

Matrix Spike Analysis
Batch Quality Control

Project Name: 1111 ELMWOOD
Project Number: 0369-018-001-004-002

Lab Number: L1811302
Report Date: 04/09/18

Parameter	Native Sample	MS Added	MS Found	MS %Recovery		MSD Found	MSD %Recovery		Recovery Limits	RPD		RPD Limits
Total Metals - Mansfield Lab Associated sample(s): 01-13 QC Batch ID: WG1103180-3 WG1103180-4 QC Sample: L1811141-04 Client ID: MS Sample												
Aluminum, Total	17500	201	18500	**497**	Q	17800	**147**	Q	75-125	4		20
Antimony, Total	ND	50.3	29.2	**58**	Q	29.0	**57**	Q	75-125	1		20
Arsenic, Total	4.30	12.1	13.2	**74**	Q	13.0	**71**	Q	75-125	2		20
Barium, Total	153.	201	293	**70**	Q	290	**67**	Q	75-125	1		20
Beryllium, Total	0.787	5.03	4.24	**69**	Q	4.29	**69**	Q	75-125	1		20
Cadmium, Total	ND	5.13	3.26	**64**	Q	3.22	**62**	Q	75-125	1		20
Calcium, Total	4940	1010	6660	**171**	Q	4770	**0**	Q	75-125	**33**	Q	20
Chromium, Total	21.9	20.1	35.7	**68**	Q	36.0	**69**	Q	75-125	1		20
Cobalt, Total	10.2	50.3	41.0	**61**	Q	40.1	**59**	Q	75-125	2		20
Copper, Total	21.8	25.2	38.7	**67**	Q	39.5	**69**	Q	75-125	2		20
Iron, Total	26000	101	26000	**0**	Q	25500	**0**	Q	75-125	2		20
Lead, Total	13.6	51.3	43.9	**59**	Q	41.7	**54**	Q	75-125	5		20
Magnesium, Total	6140	1010	6500	**36**	Q	6140	**0**	Q	75-125	6		20
Manganese, Total	421.	50.3	471	99		362	**0**	Q	75-125	**26**	Q	20
Nickel, Total	24.3	50.3	54.8	**61**	Q	53.3	**57**	Q	75-125	3		20
Potassium, Total	1340	1010	2260	91		2180	82		75-125	4		20
Selenium, Total	0.427J	12.1	8.13	**67**	Q	8.44	**69**	Q	75-125	4		20
Silver, Total	ND	30.2	23.0	76		26.9	88		75-125	16		20
Sodium, Total	198.	1010	950	75		946	**73**	Q	75-125	0		20
Thallium, Total	ND	12.1	6.82	**56**	Q	6.87	**56**	Q	75-125	1		20
Vanadium, Total	29.7	50.3	66.5	**73**	Q	67.4	**74**	Q	75-125	1		20

Matrix Spike Analysis
Batch Quality Control

Project Name: 1111 ELMWOOD
Project Number: 0369-018-001-004-002

Lab Number: L1811302
Report Date: 04/09/18

Parameter	Native Sample	MS Added	MS Found	MS %Recovery		MSD Found	MSD %Recovery		Recovery Limits	RPD	RPD Limits
Total Metals - Mansfield Lab Associated sample(s): 01-13 QC Batch ID: WG1103180-3 WG1103180-4 QC Sample: L1811141-04 Client ID: MS Sample											
Zinc, Total	59.6	50.3	93.1	**66**	Q	93.9	**67**	Q	75-125	1	20

INORGANICS
&
MISCELLANEOUS

Project Name: 1111 ELMWOOD
Project Number: 0369-018-001-004-002

Lab Number: L1811302
Report Date: 04/09/18

SAMPLE RESULTS

Lab ID: L1811302-01
Client ID: B-34
Sample Location: BUFFALO

Date Collected: 04/02/18 09:19
Date Received: 04/02/18
Field Prep: Not Specified

Sample Depth:
Matrix: Soil

Parameter	Result	Qualifier	Units	RL	MDL	Dilution Factor	Date Prepared	Date Analyzed	Analytical Method	Analyst
General Chemistry - Westborough Lab										
Solids, Total	80.2		%	0.100	NA	1	-	04/03/18 12:39	121,2540G	RI

Project Name: 1111 ELMWOOD
Project Number: 0369-018-001-004-002

Lab Number: L1811302
Report Date: 04/09/18

SAMPLE RESULTS

Lab ID: L1811302-02
Client ID: B-35
Sample Location: BUFFALO

Date Collected: 04/02/18 11:29
Date Received: 04/02/18
Field Prep: Not Specified

Sample Depth:
Matrix: Soil

Parameter	Result	Qualifier	Units	RL	MDL	Dilution Factor	Date Prepared	Date Analyzed	Analytical Method	Analyst
General Chemistry - Westborough Lab										
Solids, Total	78.8		%	0.100	NA	1	-	04/03/18 12:39	121,2540G	RI

Project Name: 1111 ELMWOOD
Project Number: 0369-018-001-004-002

Lab Number: L1811302
Report Date: 04/09/18

SAMPLE RESULTS

Lab ID: L1811302-03
Client ID: B-36
Sample Location: BUFFALO

Date Collected: 04/02/18 12:15
Date Received: 04/02/18
Field Prep: Not Specified

Sample Depth:
Matrix: Soil

Parameter	Result	Qualifier	Units	RL	MDL	Dilution Factor	Date Prepared	Date Analyzed	Analytical Method	Analyst
General Chemistry - Westborough Lab										
Solids, Total	76.9		%	0.100	NA	1	-	04/03/18 12:39	121,2540G	RI

Project Name: 1111 ELMWOOD
Project Number: 0369-018-001-004-002

Lab Number: L1811302
Report Date: 04/09/18

SAMPLE RESULTS

Lab ID: L1811302-04
Client ID: B-37
Sample Location: BUFFALO

Date Collected: 04/02/18 12:20
Date Received: 04/02/18
Field Prep: Not Specified

Sample Depth:
Matrix: Soil

Parameter	Result	Qualifier	Units	RL	MDL	Dilution Factor	Date Prepared	Date Analyzed	Analytical Method	Analyst
General Chemistry - Westborough Lab										
Solids, Total	88.5		%	0.100	NA	1	-	04/03/18 12:39	121,2540G	RI

Project Name: 1111 ELMWOOD
Project Number: 0369-018-001-004-002

Lab Number: L1811302
Report Date: 04/09/18

SAMPLE RESULTS

Lab ID: L1811302-05
Client ID: B-38
Sample Location: BUFFALO

Date Collected: 04/02/18 13:17
Date Received: 04/02/18
Field Prep: Not Specified

Sample Depth:
Matrix: Soil

Parameter	Result	Qualifier	Units	RL	MDL	Dilution Factor	Date Prepared	Date Analyzed	Analytical Method	Analyst
General Chemistry - Westborough Lab										
Solids, Total	80.1		%	0.100	NA	1	-	04/03/18 12:39	121,2540G	RI

Project Name: 1111 ELMWOOD
Project Number: 0369-018-001-004-002

Lab Number: L1811302
Report Date: 04/09/18

SAMPLE RESULTS

Lab ID: L1811302-06
Client ID: B-39
Sample Location: BUFFALO

Date Collected: 04/02/18 15:33
Date Received: 04/02/18
Field Prep: Not Specified

Sample Depth:
Matrix: Soil

Parameter	Result	Qualifier	Units	RL	MDL	Dilution Factor	Date Prepared	Date Analyzed	Analytical Method	Analyst
General Chemistry - Westborough Lab										
Solids, Total	78.6		%	0.100	NA	1	-	04/03/18 12:39	121,2540G	RI

Project Name: 1111 ELMWOOD
Project Number: 0369-018-001-004-002

Lab Number: L1811302
Report Date: 04/09/18

SAMPLE RESULTS

Lab ID: L1811302-07
Client ID: B-40
Sample Location: BUFFALO

Date Collected: 04/02/18 15:36
Date Received: 04/02/18
Field Prep: Not Specified

Sample Depth:
Matrix: Soil

Parameter	Result	Qualifier	Units	RL	MDL	Dilution Factor	Date Prepared	Date Analyzed	Analytical Method	Analyst
General Chemistry - Westborough Lab										
Solids, Total	76.0		%	0.100	NA	1	-	04/03/18 12:39	121,2540G	RI

Project Name: 1111 ELMWOOD
Project Number: 0369-018-001-004-002

Lab Number: L1811302
Report Date: 04/09/18

SAMPLE RESULTS

Lab ID: L1811302-08
Client ID: B-41
Sample Location: BUFFALO

Date Collected: 04/02/18 15:40
Date Received: 04/02/18
Field Prep: Not Specified

Sample Depth:
Matrix: Soil

Parameter	Result	Qualifier	Units	RL	MDL	Dilution Factor	Date Prepared	Date Analyzed	Analytical Method	Analyst
General Chemistry - Westborough Lab										
Solids, Total	71.2		%	0.100	NA	1	-	04/03/18 12:39	121,2540G	RI

Project Name: 1111 ELMWOOD
Project Number: 0369-018-001-004-002

Lab Number: L1811302
Report Date: 04/09/18

SAMPLE RESULTS

Lab ID: L1811302-09
Client ID: SW-16
Sample Location: BUFFALO

Date Collected: 04/02/18 13:53
Date Received: 04/02/18
Field Prep: Not Specified

Sample Depth:
Matrix: Soil

Parameter	Result	Qualifier	Units	RL	MDL	Dilution Factor	Date Prepared	Date Analyzed	Analytical Method	Analyst
General Chemistry - Westborough Lab										
Solids, Total	82.5		%	0.100	NA	1	-	04/03/18 12:39	121,2540G	RI

Project Name: 1111 ELMWOOD
Project Number: 0369-018-001-004-002

Lab Number: L1811302
Report Date: 04/09/18

SAMPLE RESULTS

Lab ID: L1811302-10
Client ID: SW-17
Sample Location: BUFFALO

Date Collected: 04/02/18 13:55
Date Received: 04/02/18
Field Prep: Not Specified

Sample Depth:
Matrix: Soil

Parameter	Result	Qualifier	Units	RL	MDL	Dilution Factor	Date Prepared	Date Analyzed	Analytical Method	Analyst
General Chemistry - Westborough Lab										
Solids, Total	84.9		%	0.100	NA	1	-	04/03/18 12:39	121,2540G	RI

Project Name: 1111 ELMWOOD
Project Number: 0369-018-001-004-002

Lab Number: L1811302
Report Date: 04/09/18

SAMPLE RESULTS

Lab ID: L1811302-11
Client ID: SW-18
Sample Location: BUFFALO

Date Collected: 04/02/18 14:00
Date Received: 04/02/18
Field Prep: Not Specified

Sample Depth:
Matrix: Soil

Parameter	Result	Qualifier	Units	RL	MDL	Dilution Factor	Date Prepared	Date Analyzed	Analytical Method	Analyst
General Chemistry - Westborough Lab										
Solids, Total	81.6		%	0.100	NA	1	-	04/03/18 12:39	121,2540G	RI

Project Name: 1111 ELMWOOD
Project Number: 0369-018-001-004-002

Lab Number: L1811302
Report Date: 04/09/18

SAMPLE RESULTS

Lab ID: L1811302-12
Client ID: SW-19
Sample Location: BUFFALO

Date Collected: 04/02/18 14:02
Date Received: 04/02/18
Field Prep: Not Specified

Sample Depth:
Matrix: Soil

Parameter	Result	Qualifier	Units	RL	MDL	Dilution Factor	Date Prepared	Date Analyzed	Analytical Method	Analyst
General Chemistry - Westborough Lab										
Solids, Total	77.0		%	0.100	NA	1	-	04/03/18 12:39	121,2540G	RI

Project Name: 1111 ELMWOOD
Project Number: 0369-018-001-004-002

Lab Number: L1811302
Report Date: 04/09/18

SAMPLE RESULTS

Lab ID: L1811302-13
Client ID: SW-20
Sample Location: BUFFALO

Date Collected: 04/02/18 15:29
Date Received: 04/02/18
Field Prep: Not Specified

Sample Depth:
Matrix: Soil

Parameter	Result	Qualifier	Units	RL	MDL	Dilution Factor	Date Prepared	Date Analyzed	Analytical Method	Analyst
General Chemistry - Westborough Lab										
Solids, Total	76.5		%	0.100	NA	1	-	04/03/18 12:39	121,2540G	RI

Lab Duplicate Analysis
Batch Quality Control

Project Name: 1111 ELMWOOD
Project Number: 0369-018-001-004

Lab Number: L1811302
Report Date: 04/09/18

Parameter	Native Sample	Duplicate Sample	Units	RPD	Qual	RPD Limits
General Chemistry - Westborough Lab Associated sample(s): 01-13 QC Batch ID: WG1103063-1 QC Sample: L1811302-01 Client ID: B-34						
Solids, Total	80.2	81.6	%	2		20

Project Name: 1111 ELMWOOD
Project Number: 0369-018-001-004-002

Lab Number: L1811302
Report Date: 04/09/18

Sample Receipt and Container Information

Were project specific reporting limits specified? YES

Cooler Information

Cooler	Custody Seal
A	Absent

Container Information

Container ID	Container Type	Cooler	Initial pH	Final pH	Temp deg C	Pres	Seal	Frozen Date/Time	Analysis(*)
L1811302-01A	Glass 60ml unpreserved split	A	NA		2.1	Y	Absent		BE-TI(180),AS-TI(180),BA-TI(180),AG-TI(180),AL-TI(180),CR-TI(180),NI-TI(180),TL-TI(180),CU-TI(180),PB-TI(180),SB-TI(180),SE-TI(180),ZN-TI(180),CO-TI(180),V-TI(180),FE-TI(180),HG-T(28),MG-TI(180),MN-TI(180),CA-TI(180),CD-TI(180),K-TI(180),NA-TI(180)
L1811302-01B	Glass 250ml/8oz unpreserved	A	NA		2.1	Y	Absent		NYTCL-8270(14),TS(7)
L1811302-02A	Glass 60ml unpreserved split	A	NA		2.1	Y	Absent		BE-TI(180),AS-TI(180),BA-TI(180),AG-TI(180),AL-TI(180),CR-TI(180),NI-TI(180),TL-TI(180),CU-TI(180),PB-TI(180),SB-TI(180),SE-TI(180),ZN-TI(180),CO-TI(180),V-TI(180),FE-TI(180),HG-T(28),MG-TI(180),MN-TI(180),CA-TI(180),CD-TI(180),K-TI(180),NA-TI(180)
L1811302-02B	Glass 250ml/8oz unpreserved	A	NA		2.1	Y	Absent		NYTCL-8270(14),TS(7)
L1811302-03A	Glass 60ml unpreserved split	A	NA		2.1	Y	Absent		BE-TI(180),AS-TI(180),BA-TI(180),AG-TI(180),AL-TI(180),CR-TI(180),NI-TI(180),TL-TI(180),CU-TI(180),PB-TI(180),SB-TI(180),SE-TI(180),ZN-TI(180),CO-TI(180),V-TI(180),FE-TI(180),HG-T(28),MG-TI(180),MN-TI(180),CA-TI(180),CD-TI(180),K-TI(180),NA-TI(180)
L1811302-03B	Glass 250ml/8oz unpreserved	A	NA		2.1	Y	Absent		NYTCL-8270(14),TS(7)
L1811302-04A	Glass 60ml unpreserved split	A	NA		2.1	Y	Absent		BE-TI(180),AS-TI(180),BA-TI(180),AG-TI(180),AL-TI(180),CR-TI(180),NI-TI(180),TL-TI(180),CU-TI(180),PB-TI(180),SB-TI(180),SE-TI(180),ZN-TI(180),CO-TI(180),V-TI(180),FE-TI(180),HG-T(28),MG-TI(180),MN-TI(180),CA-TI(180),CD-TI(180),K-TI(180),NA-TI(180)
L1811302-04B	Glass 250ml/8oz unpreserved	A	NA		2.1	Y	Absent		NYTCL-8270(14),TS(7)
L1811302-05A	Glass 60ml unpreserved split	A	NA		2.1	Y	Absent		BE-TI(180),AS-TI(180),BA-TI(180),AG-TI(180),AL-TI(180),CR-TI(180),NI-TI(180),TL-TI(180),CU-TI(180),PB-TI(180),SB-TI(180),SE-TI(180),ZN-TI(180),CO-TI(180),V-TI(180),FE-TI(180),HG-T(28),MG-TI(180),MN-TI(180),CA-TI(180),CD-TI(180),K-TI(180),NA-TI(180)
L1811302-05B	Glass 250ml/8oz unpreserved	A	NA		2.1	Y	Absent		NYTCL-8270(14),TS(7)

*Values in parentheses indicate holding time in days

Project Name: 1111 ELMWOOD
Project Number: 0369-018-001-004-002

Lab Number: L1811302
Report Date: 04/09/18

Container Information

Container ID	Container Type	Cooler	Initial pH	Final pH	Temp deg C	Pres	Seal	Frozen Date/Time	Analysis(*)
L1811302-06A	Glass 60ml unpreserved split	A	NA		2.1	Y	Absent		BE-TI(180),AS-TI(180),BA-TI(180),AG-TI(180),AL-TI(180),CR-TI(180),NI-TI(180),TL-TI(180),CU-TI(180),PB-TI(180),SB-TI(180),SE-TI(180),ZN-TI(180),CO-TI(180),V-TI(180),FE-TI(180),HG-T(28),MG-TI(180),MN-TI(180),CA-TI(180),CD-TI(180),K-TI(180),NA-TI(180)
L1811302-06B	Glass 250ml/8oz unpreserved	A	NA		2.1	Y	Absent		NYTCL-8270(14),TS(7)
L1811302-07A	Glass 60ml unpreserved split	A	NA		2.1	Y	Absent		BE-TI(180),AS-TI(180),BA-TI(180),AG-TI(180),AL-TI(180),CR-TI(180),NI-TI(180),TL-TI(180),CU-TI(180),PB-TI(180),SB-TI(180),SE-TI(180),ZN-TI(180),CO-TI(180),V-TI(180),FE-TI(180),HG-T(28),MG-TI(180),MN-TI(180),CA-TI(180),CD-TI(180),K-TI(180),NA-TI(180)
L1811302-07B	Glass 250ml/8oz unpreserved	A	NA		2.1	Y	Absent		NYTCL-8270(14),TS(7)
L1811302-08A	Glass 60ml unpreserved split	A	NA		2.1	Y	Absent		BE-TI(180),AS-TI(180),BA-TI(180),AG-TI(180),AL-TI(180),CR-TI(180),NI-TI(180),TL-TI(180),CU-TI(180),PB-TI(180),SB-TI(180),SE-TI(180),ZN-TI(180),CO-TI(180),V-TI(180),FE-TI(180),HG-T(28),MG-TI(180),MN-TI(180),CA-TI(180),CD-TI(180),K-TI(180),NA-TI(180)
L1811302-08B	Glass 250ml/8oz unpreserved	A	NA		2.1	Y	Absent		NYTCL-8270(14),TS(7)
L1811302-09A	Glass 60ml unpreserved split	A	NA		2.1	Y	Absent		BE-TI(180),AS-TI(180),BA-TI(180),AG-TI(180),AL-TI(180),CR-TI(180),NI-TI(180),TL-TI(180),CU-TI(180),PB-TI(180),SB-TI(180),SE-TI(180),ZN-TI(180),CO-TI(180),V-TI(180),FE-TI(180),HG-T(28),MG-TI(180),MN-TI(180),CA-TI(180),CD-TI(180),K-TI(180),NA-TI(180)
L1811302-09B	Glass 250ml/8oz unpreserved	A	NA		2.1	Y	Absent		NYTCL-8270(14),TS(7)
L1811302-10A	Glass 60ml unpreserved split	A	NA		2.1	Y	Absent		BE-TI(180),AS-TI(180),BA-TI(180),AG-TI(180),AL-TI(180),CR-TI(180),NI-TI(180),TL-TI(180),CU-TI(180),PB-TI(180),SB-TI(180),SE-TI(180),ZN-TI(180),CO-TI(180),V-TI(180),FE-TI(180),HG-T(28),MG-TI(180),MN-TI(180),CA-TI(180),CD-TI(180),K-TI(180),NA-TI(180)
L1811302-10B	Glass 250ml/8oz unpreserved	A	NA		2.1	Y	Absent		NYTCL-8270(14),TS(7)
L1811302-11A	Glass 60ml unpreserved split	A	NA		2.1	Y	Absent		BE-TI(180),AS-TI(180),BA-TI(180),AG-TI(180),AL-TI(180),CR-TI(180),NI-TI(180),TL-TI(180),CU-TI(180),PB-TI(180),SB-TI(180),SE-TI(180),ZN-TI(180),CO-TI(180),V-TI(180),FE-TI(180),HG-T(28),MG-TI(180),MN-TI(180),CA-TI(180),CD-TI(180),K-TI(180),NA-TI(180)
L1811302-11B	Glass 250ml/8oz unpreserved	A	NA		2.1	Y	Absent		NYTCL-8270(14),TS(7)

*Values in parentheses indicate holding time in days

Project Name: 1111 ELMWOOD
Project Number: 0369-018-001-004-002

Lab Number: L1811302
Report Date: 04/09/18

Container Information

Container ID	Container Type	Cooler	Initial pH	Final pH	Temp deg C	Pres	Seal	Frozen Date/Time	Analysis(*)
L1811302-12A	Glass 60ml unpreserved split	A	NA		2.1	Y	Absent		BE-TI(180),AS-TI(180),BA-TI(180),AG-TI(180),AL-TI(180),CR-TI(180),NI-TI(180),TL-TI(180),CU-TI(180),PB-TI(180),SB-TI(180),SE-TI(180),ZN-TI(180),CO-TI(180),V-TI(180),FE-TI(180),HG-T(28),MG-TI(180),MN-TI(180),CA-TI(180),CD-TI(180),K-TI(180),NA-TI(180)
L1811302-12B	Glass 250ml/8oz unpreserved	A	NA		2.1	Y	Absent		NYTCL-8270(14),TS(7)
L1811302-13A	Glass 60ml unpreserved split	A	NA		2.1	Y	Absent		BE-TI(180),AS-TI(180),BA-TI(180),AG-TI(180),AL-TI(180),CR-TI(180),NI-TI(180),TL-TI(180),CU-TI(180),PB-TI(180),SB-TI(180),SE-TI(180),ZN-TI(180),CO-TI(180),V-TI(180),FE-TI(180),HG-T(28),MG-TI(180),MN-TI(180),CA-TI(180),CD-TI(180),K-TI(180),NA-TI(180)
L1811302-13B	Glass 250ml/8oz unpreserved	A	NA		2.1	Y	Absent		NYTCL-8270(14),TS(7)

*Values in parentheses indicate holding time in days

Project Name:	1111 ELMWOOD	**Lab Number:**	L1811302
Project Number:	0369-018-001-004-002	**Report Date:**	04/09/18

GLOSSARY

Acronyms

EDL	- Estimated Detection Limit: This value represents the level to which target analyte concentrations are reported as estimated values, when those target analyte concentrations are quantified below the reporting limit (RL). The EDL includes any adjustments from dilutions, concentrations or moisture content, where applicable. The use of EDLs is specific to the analysis of PAHs using Solid-Phase Microextraction (SPME).
EPA	- Environmental Protection Agency.
LCS	- Laboratory Control Sample: A sample matrix, free from the analytes of interest, spiked with verified known amounts of analytes or a material containing known and verified amounts of analytes.
LCSD	- Laboratory Control Sample Duplicate: Refer to LCS.
LFB	- Laboratory Fortified Blank: A sample matrix, free from the analytes of interest, spiked with verified known amounts of analytes or a material containing known and verified amounts of analytes.
MDL	- Method Detection Limit: This value represents the level to which target analyte concentrations are reported as estimated values, when those target analyte concentrations are quantified below the reporting limit (RL). The MDL includes any adjustments from dilutions, concentrations or moisture content, where applicable.
MS	- Matrix Spike Sample: A sample prepared by adding a known mass of target analyte to a specified amount of matrix sample for which an independent estimate of target analyte concentration is available.
MSD	- Matrix Spike Sample Duplicate: Refer to MS.
NA	- Not Applicable.
NC	- Not Calculated: Term is utilized when one or more of the results utilized in the calculation are non-detect at the parameter's reporting unit.
NDPA/DPA	- N-Nitrosodiphenylamine/Diphenylamine.
NI	- Not Ignitable.
NP	- Non-Plastic: Term is utilized for the analysis of Atterberg Limits in soil.
RL	- Reporting Limit: The value at which an instrument can accurately measure an analyte at a specific concentration. The RL includes any adjustments from dilutions, concentrations or moisture content, where applicable.
RPD	- Relative Percent Difference: The results from matrix and/or matrix spike duplicates are primarily designed to assess the precision of analytical results in a given matrix and are expressed as relative percent difference (RPD). Values which are less than five times the reporting limit for any individual parameter are evaluated by utilizing the absolute difference between the values; although the RPD value will be provided in the report.
SRM	- Standard Reference Material: A reference sample of a known or certified value that is of the same or similar matrix as the associated field samples.
STLP	- Semi-dynamic Tank Leaching Procedure per EPA Method 1315.
TIC	- Tentatively Identified Compound: A compound that has been identified to be present and is not part of the target compound list (TCL) for the method and/or program. All TICs are qualitatively identified and reported as estimated concentrations.

Footnotes

1	- The reference for this analyte should be considered modified since this analyte is absent from the target analyte list of the original method.

Terms

Analytical Method: Both the document from which the method originates and the analytical reference method. (Example: EPA 8260B is shown as 1,8260B.) The codes for the reference method documents are provided in the References section of the Addendum.

Final pH: As it pertains to Sample Receipt & Container Information section of the report, Final pH reflects pH of container determined after adjustment at the laboratory, if applicable. If no adjustment required, value reflects Initial pH.

Frozen Date/Time: With respect to Volatile Organics in soil, Frozen Date/Time reflects the date/time at which associated Reagent Water-preserved vials were initially frozen. Note: If frozen date/time is beyond 48 hours from sample collection, value will be reflected in 'bold'.

Initial pH: As it pertains to Sample Receipt & Container Information section of the report, Initial pH reflects pH of container determined upon receipt, if applicable.

Total: With respect to Organic analyses, a 'Total' result is defined as the summation of results for individual isomers or Aroclors. If a 'Total' result is requested, the results of its individual components will also be reported. This is applicable to 'Total' results for methods 8260, 8081 and 8082.

Data Qualifiers

A	- Spectra identified as "Aldol Condensation Product".
B	- The analyte was detected above the reporting limit in the associated method blank. Flag only applies to associated field samples that have detectable concentrations of the analyte at less than ten times (10x) the concentration found in the blank. For MCP-related

Report Format: DU Report with 'J' Qualifiers

Project Name:	1111 ELMWOOD	**Lab Number:**	L1811302
Project Number:	0369-018-001-004-002	**Report Date:**	04/09/18

Data Qualifiers

projects, flag only applies to associated field samples that have detectable concentrations of the analyte at less than ten times (10x) the concentration found in the blank. For DOD-related projects, flag only applies to associated field samples that have detectable concentrations of the analyte at less than ten times (10x) the concentration found in the blank AND the analyte was detected above one-half the reporting limit (or above the reporting limit for common lab contaminants) in the associated method blank. For NJ-Air-related projects, flag only applies to associated field samples that have detectable concentrations of the analyte above the reporting limit. For NJ-related projects (excluding Air), flag only applies to associated field samples that have detectable concentrations of the analyte, which was detected above the reporting limit in the associated method blank or above five times the reporting limit for common lab contaminants (Phthalates, Acetone, Methylene Chloride, 2-Butanone).

C - Co-elution: The target analyte co-elutes with a known lab standard (i.e. surrogate, internal standards, etc.) for co-extracted analyses.

D - Concentration of analyte was quantified from diluted analysis. Flag only applies to field samples that have detectable concentrations of the analyte.

E - Concentration of analyte exceeds the range of the calibration curve and/or linear range of the instrument.

G - The concentration may be biased high due to matrix interferences (i.e, co-elution) with non-target compound(s). The result should be considered estimated.

H - The analysis of pH was performed beyond the regulatory-required holding time of 15 minutes from the time of sample collection.

I - The lower value for the two columns has been reported due to obvious interference.

M - Reporting Limit (RL) exceeds the MCP CAM Reporting Limit for this analyte.

NJ - Presumptive evidence of compound. This represents an estimated concentration for Tentatively Identified Compounds (TICs), where the identification is based on a mass spectral library search.

P - The RPD between the results for the two columns exceeds the method-specified criteria.

Q - The quality control sample exceeds the associated acceptance criteria. For DOD-related projects, LCS and/or Continuing Calibration Standard exceedences are also qualified on all associated sample results. Note: This flag is not applicable for matrix spike recoveries when the sample concentration is greater than 4x the spike added or for batch duplicate RPD when the sample concentrations are less than 5x the RL. (Metals only.)

R - Analytical results are from sample re-analysis.

RE - Analytical results are from sample re-extraction.

S - Analytical results are from modified screening analysis.

J - Estimated value. The Target analyte concentration is below the quantitation limit (RL), but above the Method Detection Limit (MDL) or Estimated Detection Limit (EDL) for SPME-related analyses. This represents an estimated concentration for Tentatively Identified Compounds (TICs).

ND - Not detected at the method detection limit (MDL) for the sample, or estimated detection limit (EDL) for SPME-related analyses.

Report Format: DU Report with 'J' Qualifiers

Project Name:	1111 ELMWOOD	**Lab Number:**	L1811302
Project Number:	0369-018-001-004-002	**Report Date:**	04/09/18

REFERENCES

1 Test Methods for Evaluating Solid Waste: Physical/Chemical Methods. EPA SW-846. Third Edition. Updates I - IV, 2007.

121 Standard Methods for the Examination of Water and Wastewater. APHA-AWWA-WEF. Standard Methods Online.

LIMITATION OF LIABILITIES

Alpha Analytical performs services with reasonable care and diligence normal to the analytical testing laboratory industry. In the event of an error, the sole and exclusive responsibility of Alpha Analytical shall be to re-perform the work at it's own expense. In no event shall Alpha Analytical be held liable for any incidental, consequential or special damages, including but not limited to, damages in any way connected with the use of, interpretation of, information or analysis provided by Alpha Analytical.

We strongly urge our clients to comply with EPA protocol regarding sample volume, preservation, cooling, containers, sampling procedures, holding time and splitting of samples in the field.

Certification Information

The following analytes are not included in our Primary NELAP Scope of Accreditation:

Westborough Facility
EPA 624: m/p-xylene, o-xylene
EPA 8260C: NPW: 1,2,4,5-Tetramethylbenzene; 4-Ethyltoluene, Azobenzene; SCM: Iodomethane (methyl iodide), Methyl methacrylate, 1,2,4,5-Tetramethylbenzene; 4-Ethyltoluene.
EPA 8270D: NPW: Dimethylnaphthalene,1,4-Diphenylhydrazine; SCM: Dimethylnaphthalene,1,4-Diphenylhydrazine.
EPA 300: DW: Bromide
EPA 6860: SCM: Perchlorate
EPA 9010: NPW and SCM: Amenable Cyanide Distillation
SM4500: NPW: Amenable Cyanide, Dissolved Oxygen; SCM: Total Phosphorus, TKN, NO2, NO3.

Mansfield Facility
SM 2540D: TSS
EPA 8082A: NPW: PCB: 1, 5, 31, 87,101, 110, 141, 151, 153, 180, 183, 187.
EPA TO-15: Halothane, 2,4,4-Trimethyl-2-pentene, 2,4,4-Trimethyl-1-pentene, Thiophene, 2-Methylthiophene, 3-Methylthiophene, 2-Ethylthiophene, 1,2,3-Trimethylbenzene, Indan, Indene, 1,2,4,5-Tetramethylbenzene, Benzothiophene, 1-Methylnaphthalene.
Biological Tissue Matrix: EPA 3050B

The following analytes are included in our Massachusetts DEP Scope of Accreditation

Westborough Facility:

Drinking Water
EPA 300.0: Chloride, Nitrate-N, Fluoride, Sulfate; **EPA 353.2**: Nitrate-N, Nitrite-N; **SM4500NO3-F**: Nitrate-N, Nitrite-N; **SM4500F-C, SM4500CN-CE, EPA 180.1, SM2130B, SM4500CI-D, SM2320B, SM2540C, SM4500H-B**
EPA 332: Perchlorate; **EPA 524.2:** THMs and VOCs; **EPA 504.1:** EDB, DBCP.
Microbiology: **SM9215B; SM9223-P/A, SM9223B-Colilert-QT,SM9222D**.

Non-Potable Water
SM4500H,B, EPA 120.1, SM2510B, SM2540C, SM2320B, SM4500CL-E, SM4500F-BC, SM4500NH3-BH: Ammonia-N and Kjeldahl-N, **EPA 350.1**: Ammonia-N, **LACHAT 10-107-06-1-B**: Ammonia-N, **EPA 351.1, SM4500NO3-F, EPA 353.2**: Nitrate-N**, EPA 351.1, SM4500P-E, SM4500P-B, E, SM4500SO4-E, SM5220D, EPA 410.4, SM5210B, SM5310C, SM4500CL-D, EPA 1664, EPA 420.1, SM4500-CN-CE, SM2540D.**
EPA 624: Volatile Halocarbons & Aromatics,
EPA 608: Chlordane, Toxaphene, Aldrin, alpha-BHC, beta-BHC, gamma-BHC, delta-BHC, Dieldrin, DDD, DDE, DDT, Endosulfan I, Endosulfan II, Endosulfan sulfate, Endrin, Endrin Aldehyde, Heptachlor, Heptachlor Epoxide, PCBs
EPA 625: SVOC (Acid/Base/Neutral Extractables), **EPA 600/4-81-045**: PCB-Oil.
Microbiology: **SM9223B-Colilert-QT; Enterolert-QT, SM9221E, SM9222D.**

Mansfield Facility:

Drinking Water
EPA 200.7: Al, Ba, Be, Cd, Cr, Cu, Mn, Ni, Na, Ag, Ca, Zn. **EPA 200.8:** Al, Sb, As, Ba, Be, Cd, Cr, Cu, Pb, Mn, Ni, Se, Ag, TL, Zn. **EPA 245.1** Hg.
EPA 522.

Non-Potable Water
EPA 200.7: Al, Sb, As, Be, Cd, Ca, Cr, Co, Cu, Fe, Pb, Mg, Mn, Mo, Ni, K, Se, Ag, Na, Sr, TL, Ti, V, Zn.
EPA 200.8: Al, Sb, As, Be, Cd, Cr, Cu, Pb, Mn, Ni, Se, Ag, TL, Zn.
EPA 245.1 Hg.
SM2340B

For a complete listing of analytes and methods, please contact your Alpha Project Manager.

ALPHA ANALYTICAL

NEW YORK CHAIN OF CUSTODY

Westborough, MA 01581
8 Walkup Dr.
TEL: 508-898-9220
FAX: 508-898-9193

Mansfield, MA 02048
320 Forbes Blvd
TEL: 508-822-9300
FAX: 508-822-3288

Service Centers
Mahwah, NJ 07430: 35 Whitney Rd, Suite 5
Albany, NY 12205: 14 Walker Way
Tonawanda, NY 14150: 275 Cooper Ave, Suite 105

Page 1 of 2

Date Rec'd in Lab: 4/3/18

ALPHA Job #: 41811302

Client Information

Client: Benchmark Eng
Address: 2558 Hamburg Turnpike
Lackawanna NY, 14218
Phone: (716) 856-0635
Fax: (716) 856-0583
Email: TBelvault@Tmarkyllc.com

Project Information

Project Name: 1111 Elmwood
Project Location: Buffalo
Project #: B0369-018-001-004-002
(Use Project name as Project #) ☒
Project Manager: Chris Boson
ALPHAQuote #:

Turn-Around Time

Standard ☐ Due Date:
Rush (only if pre approved) ☐ # of Days:

Deliverables

☐ ASP-A ☐ ASP-B
☐ EQuIS (1 File) ☐ EQuIS (4 File)
☐ Other

Regulatory Requirement

☐ NY TOGS ☐ NY Part 375
☐ AWQ Standards ☐ NY CP-51
☐ NY Restricted Use ☐ Other
☐ NY Unrestricted Use
☐ NYC Sewer Discharge

Billing Information

☐ Same as Client Info
PO #

Disposal Site Information

Please identify below location of applicable disposal facilities.

Disposal Facility:
☐ NJ ☐ NY
☐ Other:

These samples have been previously analyzed by Alpha ☐

Other project specific requirements/comments:

C4TB

Please specify Metals or TAL.

ANALYSIS

Sample Filtration
☐ Done
☐ Lab to do
Preservation
☐ Lab to do
(Please Specify below)

ALPHA Lab ID (Lab Use Only)	Sample ID	Collection Date	Collection Time	Sample Matrix	Sampler's Initials	TAL METALS	TCL SVOC							Sample Specific Comments	Total Bottle
11302-01	B-34	4/2/18	919	Soil	TAB	X	X								
-02	B-35	↓	1129	↓	↓	X	X								
-03	B-36	↓	1215	↓	↓	X	X								
-04	B-37	↓	1220	↓	↓	X	X								
-05	B-38	↓	1317	↓	↓	X	X								
-06	B-39	↓	1533	↓	↓	X	X								
-07	B-40	↓	1536	↓	↓	X	X								
-08	B-41	↓	1540	↓	↓	X	X								
-09	SW-16	↓	1353	↓	↓	X	X								
-10	SW-17	↓	1355	↓	↓	X	X								
					Container Type	A	A								
					Preservative	A	A								

Preservative Code:
A = None
B = HCl
C = HNO_3
D = H_2SO_4
E = NaOH
F = MeOH
G = $NaHSO_4$
H = $Na_2S_2O_3$
K/E = Zn Ac/NaOH
O = Other

Container Code
P = Plastic
A = Amber Glass
V = Vial
G = Glass
B = Bacteria Cup
C = Cube
O = Other
E = Encore
D = BOD Bottle

Westboro: Certification No: MA935
Mansfield: Certification No: MA015

Relinquished By:	Date/Time	Received By:	Date/Time
[signature]	4/2/18 16:10	[signature] AAC	4/02/18 16:10
[signature] AAC	4/02/18 16:40	[signature]	4/3/18 0030

Please print clearly, legibly and completely. Samples can not be logged in and turnaround time clock will not start until any ambiguities are resolved. BY EXECUTING THIS COC, THE CLIENT HAS READ AND AGREES TO BE BOUND BY ALPHA'S TERMS & CONDITIONS. (See reverse side.)

Form No: 01-25 HC (rev. 30-Sept-2013)

NEW YORK CHAIN OF CUSTODY

ALPHA ANALYTICAL

Westborough, MA 01581
8 Walkup Dr.
TEL: 508-898-9220
FAX: 508-898-9193

Mansfield, MA 02048
320 Forbes Blvd
TEL: 508-822-9300
FAX: 508-822-3288

Service Centers
Mahwah, NJ 07430: 35 Whitney Rd, Suite 5
Albany, NY 12205: 14 Walker Way
Tonawanda, NY 14150: 275 Cooper Ave, Suite 105

Page 1 of 2

Date Rec'd in Lab: 4/8/18

ALPHA Job #: L1811302

Client Information

Client: Benchmark Eng
Address: 2558 Hamburg Turnpike
Phone: (716) 856-0599
Fax: (716) 856-0574
Email: TBelair@tmbny.com

Project Information

Project Name: Elmwood
Project Location: Buffalo
Project #: B0369-018-001-004-002
(Use Project name as Project #)
Project Manager: Chris Burr
ALPHAQuote #:

Turn-Around Time

Standard ☐ Due Date:
Rush (only if pre approved) ☐ # of Days:

Deliverables

☐ ASP-A ☐ ASP-B
☐ EQuIS (1 File) ☐ EQuIS (4 File)
☐ Other

Billing Information

☐ Same as Client Info
PO #

Regulatory Requirement

☐ NY TOGS ☐ NY Part 375
☐ AWQ Standards ☐ NY CP-51
☐ NY Restricted Use ☐ Other
☐ NY Unrestricted Use
☐ NYC Sewer Discharge

Disposal Site Information

Please identify below location of applicable disposal facilities.
Disposal Facility:
☐ NJ ☐ NY
☐ Other:

These samples have been previously analyzed by Alpha ☐

Other project specific requirements/comments:

Please specify Metals or TAL.

ANALYSIS

TAL Metals
TCL SVOC

Sample Filtration
☐ Done
☐ Lab to do
Preservation
☐ Lab to do
(Please Specify below)

Total Bottle

ALPHA Lab ID (Lab Use Only)	Sample ID	Collection Date	Collection Time	Sample Matrix	Sampler's Initials	TAL Metals	TCL SVOC	Sample Specific Comments
11302-11	SW-18	4/2/18	1400	SW	TAD	X	X	
-12	SW-19		1402			X	X	
-13	SW-20		1529			X	X	

Container Type: A A
Preservative: A A

Preservative Code:
A = None
B = HCl
C = HNO_3
D = H_2SO_4
E = NaOH
F = MeOH
G = $NaHSO_4$
H = $Na_2S_2O_3$
K/E = Zn Ac/NaOH
O = Other

Container Code
P = Plastic
A = Amber Glass
V = Vial
G = Glass
B = Bacteria Cup
C = Cube
O = Other
E = Encore
D = BOD Bottle

Westboro: Certification No: MA935
Mansfield: Certification No: MA015

Relinquished By:	Date/Time	Received By:	Date/Time
	4/2/18 16:10		4/02/18 16:10
AAC	4/02/18 16:40		4/3/18 0030

Please print clearly, legibly and completely. Samples can not be logged in and turnaround time clock will not start until any ambiguities are resolved. BY EXECUTING THIS COC, THE CLIENT HAS READ AND AGREES TO BE BOUND BY ALPHA'S TERMS & CONDITIONS. (See reverse side.)

Form No: 01-25 HC (rev. 30-Sept-2013)

ANALYTICAL REPORT

Lab Number:	L1811485
Client:	Benchmark & Turnkey Companies 2558 Hamburg Turnpike Suite 300 Buffalo, NY 14218
ATTN:	Chris Boron
Phone:	(716) 856-0599
Project Name:	1111 ELMWOOD AVE.
Project Number:	0369-018-001-004-002
Report Date:	04/06/18

The original project report/data package is held by Alpha Analytical. This report/data package is paginated and should be reproduced only in its entirety. Alpha Analytical holds no responsibility for results and/or data that are not consistent with the original.

Certifications & Approvals: MA (M-MA086), NH NELAP (2064), NJ NELAP (MA935), CT (PH-0574), IL (200077), ME (MA00086), MD (348), NY (11148), NC (25700/666), PA (68-03671), RI (LAO00065), TX (T104704476), VT (VT-0935), VA (460195), USDA (Permit #P330-14-00197).

Eight Walkup Drive, Westborough, MA 01581-1019
508-898-9220 (Fax) 508-898-9193 800-624-9220 - www.alphalab.com

Project Name: 1111 ELMWOOD AVE.
Project Number: 0369-018-001-004-002

Lab Number: L1811485
Report Date: 04/06/18

Alpha Sample ID	Client ID	Matrix	Sample Location	Collection Date/Time	Receive Date
L1811485-01	SW-21	SOIL	BUFFALO	04/03/18 10:25	04/03/18
L1811485-02	SW-22	SOIL	BUFFALO	04/03/18 10:30	04/03/18
L1811485-03	SW-23	SOIL	BUFFALO	04/03/18 10:33	04/03/18
L1811485-04	SW-24	SOIL	BUFFALO	04/03/18 10:41	04/03/18
L1811485-05	BLINDDUP #4	SOIL	BUFFALO	04/03/18 12:00	04/03/18
L1811485-06	SW-25	SOIL	BUFFALO	04/03/18 10:45	04/03/18
L1811485-07	SW-26	SOIL	BUFFALO	04/03/18 11:00	04/03/18
L1811485-08	SW-27	SOIL	BUFFALO	04/03/18 12:17	04/03/18
L1811485-09	SW-28	SOIL	BUFFALO	04/03/18 12:20	04/03/18
L1811485-10	SW-29	SOIL	BUFFALO	04/03/18 12:25	04/03/18
L1811485-11	SW-30	SOIL	BUFFALO	04/03/18 12:27	04/03/18
L1811485-12	SW-31	SOIL	BUFFALO	04/03/18 15:35	04/03/18
L1811485-13	SW-32	SOIL	BUFFALO	04/03/18 15:40	04/03/18

Project Name: 1111 ELMWOOD AVE.
Project Number: 0369-018-001-004-002

Lab Number: L1811485
Report Date: 04/06/18

Case Narrative

The samples were received in accordance with the Chain of Custody and no significant deviations were encountered during the preparation or analysis unless otherwise noted. Sample Receipt, Container Information, and the Chain of Custody are located at the back of the report.

Results contained within this report relate only to the samples submitted under this Alpha Lab Number and meet NELAP requirements for all NELAP accredited parameters unless otherwise noted in the following narrative. The data presented in this report is organized by parameter (i.e. VOC, SVOC, etc.). Sample specific Quality Control data (i.e. Surrogate Spike Recovery) is reported at the end of the target analyte list for each individual sample, followed by the Laboratory Batch Quality Control at the end of each parameter. Tentatively Identified Compounds (TICs), if requested, are reported for compounds identified to be present and are not part of the method/program Target Compound List, even if only a subset of the TCL are being reported. If a sample was re-analyzed or re-extracted due to a required quality control corrective action and if both sets of data are reported, the Laboratory ID of the re-analysis or re-extraction is designated with an "R" or "RE", respectively. When multiple Batch Quality Control elements are reported (e.g. more than one LCS), the associated samples for each element are noted in the grey shaded header line of each data table. Any Laboratory Batch, Sample Specific % recovery or RPD value that is outside the listed Acceptance Criteria is bolded in the report. All specific QC information is also incorporated in the Data Usability format of our Data Merger tool where it can be reviewed along with any associated usability implications. Soil/sediments, solids and tissues are reported on a dry weight basis unless otherwise noted. Definitions of all data qualifiers and acronyms used in this report are provided in the Glossary located at the back of the report.

In reference to questions H (CAM) or 4 (RCP) when "NO" is checked, the performance criteria for CAM and RCP methods allow for some quality control failures to occur and still be within method compliance. In these instances the specific failure is not narrated but noted in the associated QC table. The information is also incorporated in the Data Usability format of our Data Merger tool where it can be reviewed along with any associated usability implications.

Please see the associated ADEx data file for a comparison of laboratory reporting limits that were achieved with the regulatory Numerical Standards requested on the Chain of Custody.

HOLD POLICY
For samples submitted on hold, Alpha's policy is to hold samples (with the exception of Air canisters) free of charge for 21 calendar days from the date the project is completed. After 21 calendar days, we will dispose of all samples submitted including those put on hold unless you have contacted your Client Service Representative and made arrangements for Alpha to continue to hold the samples. Air canisters will be disposed after 3 business days from the date the project is completed.

Please contact Client Services at 800-624-9220 with any questions.

Project Name: 1111 ELMWOOD AVE. **Lab Number:** L1811485
Project Number: 0369-018-001-004-002 **Report Date:** 04/06/18

Case Narrative (continued)

Report Submission

All non-detect (ND) or estimated concentrations (J-qualified) have been quantitated to the limit noted in the MDL column.

Semivolatile Organics

The WG1103348-7 MSD recovery, performed on L1811485-13, is below the acceptance criteria for 2,4-dinitrophenol (0%) due to the concentration of this compound falling below the reported detection limit.

Total Metals

L1811485-01 through -13: The sample has elevated detection limits for all elements, with the exception of mercury, due to the dilution required by matrix interferences encountered during analysis.

The WG1103556-3/-4 MS/MSD recoveries for aluminum (2840%/989%), calcium (0%/1240%), iron (6570%/1380%), lead (MSD 72%), magnesium (289%/59%) and manganese (MS 281%), performed on L1811485-13, do not apply because the sample concentrations are greater than four times the spike amounts added.

The WG1103556-3/-4 MS/MSD recoveries, performed on L1811485-13, are outside the acceptance criteria for antimony (71%/74%) and potassium (223%/147%). A post digestion spike was performed and was within acceptance criteria.

The WG1103556-3/-4 MS/MSD recoveries, performed on L1811485-13, are outside the acceptance criteria for cobalt (MSD 73%), lead (MSD 72%), nickel (MSD 73%), thallium (62%/61%), and zinc (MSD 74%). A post digestion spike was performed and yielded unacceptable recoveries for cobalt (69%), lead (72%), nickel (68%), thallium (62%), and zinc (70%). This has been attributed to sample matrix.

The WG1103556-3/-4 MS/MSD RPDs for aluminum (25%), calcium (40%), iron (23%), manganese (22%), and potassium (21%), performed on L1811485-13, are above the acceptance criteria.

The WG1103557-3/-4 MS/MSD recoveries for aluminum (1100%/1210%), calcium (192%/304%), iron (2100%/1340%), magnesium (MSD 162%), and manganese (130%/181%), performed on L1811485-06, do not apply because the sample concentrations are greater than four times the spike amounts added.

The WG1103557-3/-4 MS/MSD recoveries, performed on L1811485-06, are outside the acceptance criteria

Project Name: 1111 ELMWOOD AVE. **Lab Number:** L1811485
Project Number: 0369-018-001-004-002 **Report Date:** 04/06/18

Case Narrative (continued)

for lead (MSD 39%), thallium (MSD 74%), and zinc (62%/46%). A post digestion spike was performed and yielded unacceptable recoveries for lead (65%), thallium (71%), and zinc (67%). This has been attributed to sample matrix.

The WG1103660-4 MSD recovery, performed on L1811485-06, is outside the acceptance criteria for mercury (68%). A post digestion spike was performed and was within acceptance criteria.

I, the undersigned, attest under the pains and penalties of perjury that, to the best of my knowledge and belief and based upon my personal inquiry of those responsible for providing the information contained in this analytical report, such information is accurate and complete. This certificate of analysis is not complete unless this page accompanies any and all pages of this report.

Authorized Signature: Kelly Stenstrom

Title: Technical Director/Representative Date: 04/06/18

ORGANICS

SEMIVOLATILES

Project Name: 1111 ELMWOOD AVE.
Project Number: 0369-018-001-004-002
Lab Number: L1811485
Report Date: 04/06/18

SAMPLE RESULTS

Lab ID: L1811485-01
Client ID: SW-21
Sample Location: BUFFALO

Date Collected: 04/03/18 10:25
Date Received: 04/03/18
Field Prep: Not Specified

Sample Depth:
Matrix: Soil
Analytical Method: 1,8270D
Analytical Date: 04/05/18 05:06
Analyst: EK
Percent Solids: 78%

Extraction Method: EPA 3546
Extraction Date: 04/04/18 09:11

Parameter	Result	Qualifier	Units	RL	MDL	Dilution Factor
Semivolatile Organics by GC/MS - Westborough Lab						
Acenaphthene	52	J	ug/kg	170	22.	1
Hexachlorobenzene	ND		ug/kg	130	24.	1
Bis(2-chloroethyl)ether	ND		ug/kg	190	28.	1
2-Chloronaphthalene	ND		ug/kg	210	21.	1
3,3'-Dichlorobenzidine	ND		ug/kg	210	56.	1
2,4-Dinitrotoluene	ND		ug/kg	210	42.	1
2,6-Dinitrotoluene	ND		ug/kg	210	36.	1
Fluoranthene	880		ug/kg	130	24.	1
4-Chlorophenyl phenyl ether	ND		ug/kg	210	22.	1
4-Bromophenyl phenyl ether	ND		ug/kg	210	32.	1
Bis(2-chloroisopropyl)ether	ND		ug/kg	250	36.	1
Bis(2-chloroethoxy)methane	ND		ug/kg	230	21.	1
Hexachlorobutadiene	ND		ug/kg	210	31.	1
Hexachlorocyclopentadiene	ND		ug/kg	600	190	1
Hexachloroethane	ND		ug/kg	170	34.	1
Isophorone	ND		ug/kg	190	27.	1
Naphthalene	41	J	ug/kg	210	26.	1
Nitrobenzene	ND		ug/kg	190	31.	1
NDPA/DPA	ND		ug/kg	170	24.	1
n-Nitrosodi-n-propylamine	ND		ug/kg	210	32.	1
Bis(2-ethylhexyl)phthalate	ND		ug/kg	210	73.	1
Butyl benzyl phthalate	ND		ug/kg	210	53.	1
Di-n-butylphthalate	ND		ug/kg	210	40.	1
Di-n-octylphthalate	ND		ug/kg	210	72.	1
Diethyl phthalate	ND		ug/kg	210	19.	1
Dimethyl phthalate	ND		ug/kg	210	44.	1
Benzo(a)anthracene	370		ug/kg	130	24.	1
Benzo(a)pyrene	310		ug/kg	170	51.	1

Project Name: 1111 ELMWOOD AVE. **Lab Number:** L1811485

Project Number: 0369-018-001-004-002 **Report Date:** 04/06/18

SAMPLE RESULTS

Lab ID: L1811485-01 Date Collected: 04/03/18 10:25

Client ID: SW-21 Date Received: 04/03/18

Sample Location: BUFFALO Field Prep: Not Specified

Sample Depth:

Parameter	Result	Qualifier	Units	RL	MDL	Dilution Factor
Semivolatile Organics by GC/MS - Westborough Lab						
Benzo(b)fluoranthene	450		ug/kg	130	35.	1
Benzo(k)fluoranthene	130		ug/kg	130	34.	1
Chrysene	360		ug/kg	130	22.	1
Acenaphthylene	ND		ug/kg	170	32.	1
Anthracene	150		ug/kg	130	41.	1
Benzo(ghi)perylene	210		ug/kg	170	25.	1
Fluorene	71	J	ug/kg	210	20.	1
Phenanthrene	690		ug/kg	130	26.	1
Dibenzo(a,h)anthracene	53	J	ug/kg	130	24.	1
Indeno(1,2,3-cd)pyrene	230		ug/kg	170	29.	1
Pyrene	680		ug/kg	130	21.	1
Biphenyl	ND		ug/kg	480	49.	1
4-Chloroaniline	ND		ug/kg	210	38.	1
2-Nitroaniline	ND		ug/kg	210	40.	1
3-Nitroaniline	ND		ug/kg	210	40.	1
4-Nitroaniline	ND		ug/kg	210	87.	1
Dibenzofuran	50	J	ug/kg	210	20.	1
2-Methylnaphthalene	ND		ug/kg	250	25.	1
1,2,4,5-Tetrachlorobenzene	ND		ug/kg	210	22.	1
Acetophenone	ND		ug/kg	210	26.	1
2,4,6-Trichlorophenol	ND		ug/kg	130	40.	1
p-Chloro-m-cresol	ND		ug/kg	210	31.	1
2-Chlorophenol	ND		ug/kg	210	25.	1
2,4-Dichlorophenol	ND		ug/kg	190	34.	1
2,4-Dimethylphenol	ND		ug/kg	210	69.	1
2-Nitrophenol	ND		ug/kg	450	79.	1
4-Nitrophenol	ND		ug/kg	290	86.	1
2,4-Dinitrophenol	ND		ug/kg	1000	98.	1
4,6-Dinitro-o-cresol	ND		ug/kg	550	100	1
Pentachlorophenol	ND		ug/kg	170	46.	1
Phenol	ND		ug/kg	210	32.	1
2-Methylphenol	ND		ug/kg	210	33.	1
3-Methylphenol/4-Methylphenol	ND		ug/kg	300	33.	1
2,4,5-Trichlorophenol	ND		ug/kg	210	40.	1
Carbazole	98	J	ug/kg	210	20.	1
Atrazine	ND		ug/kg	170	74.	1
Benzaldehyde	ND		ug/kg	280	57.	1

Project Name: 1111 ELMWOOD AVE. **Lab Number:** L1811485

Project Number: 0369-018-001-004-002 **Report Date:** 04/06/18

SAMPLE RESULTS

Lab ID: L1811485-01 Date Collected: 04/03/18 10:25

Client ID: SW-21 Date Received: 04/03/18

Sample Location: BUFFALO Field Prep: Not Specified

Sample Depth:

Parameter	Result	Qualifier	Units	RL	MDL	Dilution Factor
Semivolatile Organics by GC/MS - Westborough Lab						
Caprolactam	ND		ug/kg	210	64.	1
2,3,4,6-Tetrachlorophenol	ND		ug/kg	210	42.	1

Surrogate	% Recovery	Qualifier	Acceptance Criteria
2-Fluorophenol	70		25-120
Phenol-d6	78		10-120
Nitrobenzene-d5	76		23-120
2-Fluorobiphenyl	73		30-120
2,4,6-Tribromophenol	81		10-136
4-Terphenyl-d14	66		18-120

Project Name: 1111 ELMWOOD AVE.
Project Number: 0369-018-001-004-002
Lab Number: L1811485
Report Date: 04/06/18

SAMPLE RESULTS

Lab ID: L1811485-02
Client ID: SW-22
Sample Location: BUFFALO

Date Collected: 04/03/18 10:30
Date Received: 04/03/18
Field Prep: Not Specified

Sample Depth:
Matrix: Soil
Analytical Method: 1,8270D
Analytical Date: 04/05/18 05:33
Analyst: EK
Percent Solids: 67%

Extraction Method: EPA 3546
Extraction Date: 04/04/18 09:11

Parameter	Result	Qualifier	Units	RL	MDL	Dilution Factor
Semivolatile Organics by GC/MS - Westborough Lab						
Acenaphthene	350		ug/kg	200	25.	1
Hexachlorobenzene	ND		ug/kg	150	27.	1
Bis(2-chloroethyl)ether	ND		ug/kg	220	33.	1
2-Chloronaphthalene	ND		ug/kg	240	24.	1
3,3'-Dichlorobenzidine	ND		ug/kg	240	65.	1
2,4-Dinitrotoluene	ND		ug/kg	240	49.	1
2,6-Dinitrotoluene	ND		ug/kg	240	42.	1
Fluoranthene	4800		ug/kg	150	28.	1
4-Chlorophenyl phenyl ether	ND		ug/kg	240	26.	1
4-Bromophenyl phenyl ether	ND		ug/kg	240	37.	1
Bis(2-chloroisopropyl)ether	ND		ug/kg	290	42.	1
Bis(2-chloroethoxy)methane	ND		ug/kg	260	24.	1
Hexachlorobutadiene	ND		ug/kg	240	36.	1
Hexachlorocyclopentadiene	ND		ug/kg	700	220	1
Hexachloroethane	ND		ug/kg	200	40.	1
Isophorone	ND		ug/kg	220	32.	1
Naphthalene	180	J	ug/kg	240	30.	1
Nitrobenzene	ND		ug/kg	220	36.	1
NDPA/DPA	ND		ug/kg	200	28.	1
n-Nitrosodi-n-propylamine	ND		ug/kg	240	38.	1
Bis(2-ethylhexyl)phthalate	240		ug/kg	240	85.	1
Butyl benzyl phthalate	ND		ug/kg	240	62.	1
Di-n-butylphthalate	200	J	ug/kg	240	46.	1
Di-n-octylphthalate	ND		ug/kg	240	83.	1
Diethyl phthalate	ND		ug/kg	240	23.	1
Dimethyl phthalate	ND		ug/kg	240	51.	1
Benzo(a)anthracene	2400		ug/kg	150	28.	1
Benzo(a)pyrene	2000		ug/kg	200	60.	1

Project Name: 1111 ELMWOOD AVE. **Lab Number:** L1811485

Project Number: 0369-018-001-004-002 **Report Date:** 04/06/18

SAMPLE RESULTS

Lab ID: L1811485-02 Date Collected: 04/03/18 10:30

Client ID: SW-22 Date Received: 04/03/18

Sample Location: BUFFALO Field Prep: Not Specified

Sample Depth:

Parameter	Result	Qualifier	Units	RL	MDL	Dilution Factor
Semivolatile Organics by GC/MS - Westborough Lab						
Benzo(b)fluoranthene	2800		ug/kg	150	41.	1
Benzo(k)fluoranthene	890		ug/kg	150	39.	1
Chrysene	2200		ug/kg	150	25.	1
Acenaphthylene	240		ug/kg	200	38.	1
Anthracene	770		ug/kg	150	48.	1
Benzo(ghi)perylene	1200		ug/kg	200	29.	1
Fluorene	370		ug/kg	240	24.	1
Phenanthrene	3600		ug/kg	150	30.	1
Dibenzo(a,h)anthracene	350		ug/kg	150	28.	1
Indeno(1,2,3-cd)pyrene	1400		ug/kg	200	34.	1
Pyrene	3700		ug/kg	150	24.	1
Biphenyl	ND		ug/kg	560	57.	1
4-Chloroaniline	ND		ug/kg	240	44.	1
2-Nitroaniline	ND		ug/kg	240	47.	1
3-Nitroaniline	ND		ug/kg	240	46.	1
4-Nitroaniline	ND		ug/kg	240	100	1
Dibenzofuran	210	J	ug/kg	240	23.	1
2-Methylnaphthalene	95	J	ug/kg	290	30.	1
1,2,4,5-Tetrachlorobenzene	ND		ug/kg	240	26.	1
Acetophenone	ND		ug/kg	240	30.	1
2,4,6-Trichlorophenol	ND		ug/kg	150	46.	1
p-Chloro-m-cresol	ND		ug/kg	240	36.	1
2-Chlorophenol	ND		ug/kg	240	29.	1
2,4-Dichlorophenol	ND		ug/kg	220	39.	1
2,4-Dimethylphenol	ND		ug/kg	240	81.	1
2-Nitrophenol	ND		ug/kg	530	92.	1
4-Nitrophenol	ND		ug/kg	340	100	1
2,4-Dinitrophenol	ND		ug/kg	1200	110	1
4,6-Dinitro-o-cresol	ND		ug/kg	640	120	1
Pentachlorophenol	ND		ug/kg	200	54.	1
Phenol	ND		ug/kg	240	37.	1
2-Methylphenol	ND		ug/kg	240	38.	1
3-Methylphenol/4-Methylphenol	ND		ug/kg	350	38.	1
2,4,5-Trichlorophenol	ND		ug/kg	240	47.	1
Carbazole	490		ug/kg	240	24.	1
Atrazine	ND		ug/kg	200	86.	1
Benzaldehyde	250	J	ug/kg	320	66.	1

Project Name: 1111 ELMWOOD AVE. **Lab Number:** L1811485

Project Number: 0369-018-001-004-002 **Report Date:** 04/06/18

SAMPLE RESULTS

Lab ID: L1811485-02 Date Collected: 04/03/18 10:30

Client ID: SW-22 Date Received: 04/03/18

Sample Location: BUFFALO Field Prep: Not Specified

Sample Depth:

Parameter	Result	Qualifier	Units	RL	MDL	Dilution Factor
Semivolatile Organics by GC/MS - Westborough Lab						
Caprolactam	ND		ug/kg	240	74.	1
2,3,4,6-Tetrachlorophenol	ND		ug/kg	240	49.	1

Surrogate	% Recovery	Qualifier	Acceptance Criteria
2-Fluorophenol	81		25-120
Phenol-d6	87		10-120
Nitrobenzene-d5	96		23-120
2-Fluorobiphenyl	77		30-120
2,4,6-Tribromophenol	90		10-136
4-Terphenyl-d14	59		18-120

Project Name: 1111 ELMWOOD AVE.
Project Number: 0369-018-001-004-002
Lab Number: L1811485
Report Date: 04/06/18

SAMPLE RESULTS

Lab ID: L1811485-03
Client ID: SW-23
Sample Location: BUFFALO

Date Collected: 04/03/18 10:33
Date Received: 04/03/18
Field Prep: Not Specified

Sample Depth:
Matrix: Soil
Analytical Method: 1,8270D
Analytical Date: 04/05/18 06:00
Analyst: EK
Percent Solids: 70%

Extraction Method: EPA 3546
Extraction Date: 04/04/18 09:11

Parameter	Result	Qualifier	Units	RL	MDL	Dilution Factor
Semivolatile Organics by GC/MS - Westborough Lab						
Acenaphthene	950		ug/kg	190	25.	1
Hexachlorobenzene	ND		ug/kg	140	27.	1
Bis(2-chloroethyl)ether	ND		ug/kg	210	32.	1
2-Chloronaphthalene	ND		ug/kg	240	24.	1
3,3'-Dichlorobenzidine	ND		ug/kg	240	64.	1
2,4-Dinitrotoluene	ND		ug/kg	240	48.	1
2,6-Dinitrotoluene	ND		ug/kg	240	41.	1
Fluoranthene	8900		ug/kg	140	27.	1
4-Chlorophenyl phenyl ether	ND		ug/kg	240	26.	1
4-Bromophenyl phenyl ether	ND		ug/kg	240	36.	1
Bis(2-chloroisopropyl)ether	ND		ug/kg	290	41.	1
Bis(2-chloroethoxy)methane	ND		ug/kg	260	24.	1
Hexachlorobutadiene	ND		ug/kg	240	35.	1
Hexachlorocyclopentadiene	ND		ug/kg	680	220	1
Hexachloroethane	ND		ug/kg	190	39.	1
Isophorone	ND		ug/kg	210	31.	1
Naphthalene	1100		ug/kg	240	29.	1
Nitrobenzene	ND		ug/kg	210	35.	1
NDPA/DPA	ND		ug/kg	190	27.	1
n-Nitrosodi-n-propylamine	ND		ug/kg	240	37.	1
Bis(2-ethylhexyl)phthalate	ND		ug/kg	240	83.	1
Butyl benzyl phthalate	ND		ug/kg	240	60.	1
Di-n-butylphthalate	ND		ug/kg	240	45.	1
Di-n-octylphthalate	ND		ug/kg	240	81.	1
Diethyl phthalate	ND		ug/kg	240	22.	1
Dimethyl phthalate	ND		ug/kg	240	50.	1
Benzo(a)anthracene	4000		ug/kg	140	27.	1
Benzo(a)pyrene	3300		ug/kg	190	58.	1

Project Name: 1111 ELMWOOD AVE. **Lab Number:** L1811485

Project Number: 0369-018-001-004-002 **Report Date:** 04/06/18

SAMPLE RESULTS

Lab ID: L1811485-03 Date Collected: 04/03/18 10:33

Client ID: SW-23 Date Received: 04/03/18

Sample Location: BUFFALO Field Prep: Not Specified

Sample Depth:

Parameter	Result	Qualifier	Units	RL	MDL	Dilution Factor
Semivolatile Organics by GC/MS - Westborough Lab						
Benzo(b)fluoranthene	4800		ug/kg	140	40.	1
Benzo(k)fluoranthene	1200		ug/kg	140	38.	1
Chrysene	3800		ug/kg	140	25.	1
Acenaphthylene	120	J	ug/kg	190	37.	1
Anthracene	1500		ug/kg	140	46.	1
Benzo(ghi)perylene	1900		ug/kg	190	28.	1
Fluorene	940		ug/kg	240	23.	1
Phenanthrene	8000		ug/kg	140	29.	1
Dibenzo(a,h)anthracene	520		ug/kg	140	28.	1
Indeno(1,2,3-cd)pyrene	2300		ug/kg	190	33.	1
Pyrene	6700		ug/kg	140	24.	1
Biphenyl	85	J	ug/kg	540	55.	1
4-Chloroaniline	ND		ug/kg	240	43.	1
2-Nitroaniline	ND		ug/kg	240	46.	1
3-Nitroaniline	ND		ug/kg	240	45.	1
4-Nitroaniline	ND		ug/kg	240	99.	1
Dibenzofuran	680		ug/kg	240	22.	1
2-Methylnaphthalene	310		ug/kg	290	29.	1
1,2,4,5-Tetrachlorobenzene	ND		ug/kg	240	25.	1
Acetophenone	ND		ug/kg	240	30.	1
2,4,6-Trichlorophenol	ND		ug/kg	140	45.	1
p-Chloro-m-cresol	ND		ug/kg	240	36.	1
2-Chlorophenol	ND		ug/kg	240	28.	1
2,4-Dichlorophenol	ND		ug/kg	210	38.	1
2,4-Dimethylphenol	ND		ug/kg	240	79.	1
2-Nitrophenol	ND		ug/kg	520	90.	1
4-Nitrophenol	ND		ug/kg	330	97.	1
2,4-Dinitrophenol	ND		ug/kg	1100	110	1
4,6-Dinitro-o-cresol	ND		ug/kg	620	110	1
Pentachlorophenol	ND		ug/kg	190	52.	1
Phenol	ND		ug/kg	240	36.	1
2-Methylphenol	ND		ug/kg	240	37.	1
3-Methylphenol/4-Methylphenol	38	J	ug/kg	340	37.	1
2,4,5-Trichlorophenol	ND		ug/kg	240	46.	1
Carbazole	1200		ug/kg	240	23.	1
Atrazine	ND		ug/kg	190	84.	1
Benzaldehyde	ND		ug/kg	320	64.	1

Project Name: 1111 ELMWOOD AVE. **Lab Number:** L1811485

Project Number: 0369-018-001-004-002 **Report Date:** 04/06/18

SAMPLE RESULTS

Lab ID: L1811485-03 Date Collected: 04/03/18 10:33

Client ID: SW-23 Date Received: 04/03/18

Sample Location: BUFFALO Field Prep: Not Specified

Sample Depth:

Parameter	Result	Qualifier	Units	RL	MDL	Dilution Factor
Semivolatile Organics by GC/MS - Westborough Lab						
Caprolactam	ND		ug/kg	240	72.	1
2,3,4,6-Tetrachlorophenol	ND		ug/kg	240	48.	1

Surrogate	% Recovery	Qualifier	Acceptance Criteria
2-Fluorophenol	77		25-120
Phenol-d6	85		10-120
Nitrobenzene-d5	90		23-120
2-Fluorobiphenyl	83		30-120
2,4,6-Tribromophenol	92		10-136
4-Terphenyl-d14	71		18-120

Project Name: 1111 ELMWOOD AVE.
Project Number: 0369-018-001-004-002
Lab Number: L1811485
Report Date: 04/06/18

SAMPLE RESULTS

Lab ID: L1811485-04
Client ID: SW-24
Sample Location: BUFFALO

Date Collected: 04/03/18 10:41
Date Received: 04/03/18
Field Prep: Not Specified

Sample Depth:
Matrix: Soil
Analytical Method: 1,8270D
Analytical Date: 04/05/18 04:39
Analyst: EK
Percent Solids: 78%

Extraction Method: EPA 3546
Extraction Date: 04/04/18 09:11

Parameter	Result	Qualifier	Units	RL	MDL	Dilution Factor
Semivolatile Organics by GC/MS - Westborough Lab						
Acenaphthene	730		ug/kg	160	21.	1
Hexachlorobenzene	ND		ug/kg	120	23.	1
Bis(2-chloroethyl)ether	ND		ug/kg	190	28.	1
2-Chloronaphthalene	ND		ug/kg	210	20.	1
3,3'-Dichlorobenzidine	ND		ug/kg	210	55.	1
2,4-Dinitrotoluene	ND		ug/kg	210	41.	1
2,6-Dinitrotoluene	ND		ug/kg	210	35.	1
Fluoranthene	5900		ug/kg	120	24.	1
4-Chlorophenyl phenyl ether	ND		ug/kg	210	22.	1
4-Bromophenyl phenyl ether	ND		ug/kg	210	32.	1
Bis(2-chloroisopropyl)ether	ND		ug/kg	250	35.	1
Bis(2-chloroethoxy)methane	ND		ug/kg	220	21.	1
Hexachlorobutadiene	ND		ug/kg	210	30.	1
Hexachlorocyclopentadiene	ND		ug/kg	590	190	1
Hexachloroethane	ND		ug/kg	160	33.	1
Isophorone	ND		ug/kg	190	27.	1
Naphthalene	700		ug/kg	210	25.	1
Nitrobenzene	ND		ug/kg	190	31.	1
NDPA/DPA	ND		ug/kg	160	24.	1
n-Nitrosodi-n-propylamine	ND		ug/kg	210	32.	1
Bis(2-ethylhexyl)phthalate	ND		ug/kg	210	72.	1
Butyl benzyl phthalate	ND		ug/kg	210	52.	1
Di-n-butylphthalate	ND		ug/kg	210	39.	1
Di-n-octylphthalate	ND		ug/kg	210	70.	1
Diethyl phthalate	ND		ug/kg	210	19.	1
Dimethyl phthalate	ND		ug/kg	210	43.	1
Benzo(a)anthracene	2700		ug/kg	120	23.	1
Benzo(a)pyrene	2200		ug/kg	160	50.	1

Project Name: 1111 ELMWOOD AVE. **Lab Number:** L1811485

Project Number: 0369-018-001-004-002 **Report Date:** 04/06/18

SAMPLE RESULTS

Lab ID: L1811485-04 Date Collected: 04/03/18 10:41

Client ID: SW-24 Date Received: 04/03/18

Sample Location: BUFFALO Field Prep: Not Specified

Sample Depth:

Parameter	Result	Qualifier	Units	RL	MDL	Dilution Factor
Semivolatile Organics by GC/MS - Westborough Lab						
Benzo(b)fluoranthene	3200		ug/kg	120	35.	1
Benzo(k)fluoranthene	860		ug/kg	120	33.	1
Chrysene	2500		ug/kg	120	22.	1
Acenaphthylene	38	J	ug/kg	160	32.	1
Anthracene	1200		ug/kg	120	40.	1
Benzo(ghi)perylene	1300		ug/kg	160	24.	1
Fluorene	690		ug/kg	210	20.	1
Phenanthrene	5600		ug/kg	120	25.	1
Dibenzo(a,h)anthracene	320		ug/kg	120	24.	1
Indeno(1,2,3-cd)pyrene	1500		ug/kg	160	29.	1
Pyrene	4600		ug/kg	120	20.	1
Biphenyl	57	J	ug/kg	470	48.	1
4-Chloroaniline	ND		ug/kg	210	38.	1
2-Nitroaniline	ND		ug/kg	210	40.	1
3-Nitroaniline	ND		ug/kg	210	39.	1
4-Nitroaniline	ND		ug/kg	210	86.	1
Dibenzofuran	470		ug/kg	210	20.	1
2-Methylnaphthalene	190	J	ug/kg	250	25.	1
1,2,4,5-Tetrachlorobenzene	ND		ug/kg	210	22.	1
Acetophenone	ND		ug/kg	210	26.	1
2,4,6-Trichlorophenol	ND		ug/kg	120	39.	1
p-Chloro-m-cresol	ND		ug/kg	210	31.	1
2-Chlorophenol	ND		ug/kg	210	24.	1
2,4-Dichlorophenol	ND		ug/kg	190	33.	1
2,4-Dimethylphenol	ND		ug/kg	210	68.	1
2-Nitrophenol	ND		ug/kg	450	78.	1
4-Nitrophenol	ND		ug/kg	290	84.	1
2,4-Dinitrophenol	ND		ug/kg	990	96.	1
4,6-Dinitro-o-cresol	ND		ug/kg	540	99.	1
Pentachlorophenol	ND		ug/kg	160	46.	1
Phenol	ND		ug/kg	210	31.	1
2-Methylphenol	ND		ug/kg	210	32.	1
3-Methylphenol/4-Methylphenol	ND		ug/kg	300	32.	1
2,4,5-Trichlorophenol	ND		ug/kg	210	40.	1
Carbazole	830		ug/kg	210	20.	1
Atrazine	ND		ug/kg	160	72.	1
Benzaldehyde	ND		ug/kg	270	56.	1

Project Name: 1111 ELMWOOD AVE. **Lab Number:** L1811485

Project Number: 0369-018-001-004-002 **Report Date:** 04/06/18

SAMPLE RESULTS

Lab ID: L1811485-04 Date Collected: 04/03/18 10:41

Client ID: SW-24 Date Received: 04/03/18

Sample Location: BUFFALO Field Prep: Not Specified

Sample Depth:

Parameter	Result	Qualifier	Units	RL	MDL	Dilution Factor
Semivolatile Organics by GC/MS - Westborough Lab						
Caprolactam	ND		ug/kg	210	63.	1
2,3,4,6-Tetrachlorophenol	ND		ug/kg	210	42.	1

Surrogate	% Recovery	Qualifier	Acceptance Criteria
2-Fluorophenol	81		25-120
Phenol-d6	88		10-120
Nitrobenzene-d5	83		23-120
2-Fluorobiphenyl	85		30-120
2,4,6-Tribromophenol	88		10-136
4-Terphenyl-d14	78		18-120

Project Name: 1111 ELMWOOD AVE.
Project Number: 0369-018-001-004-002
Lab Number: L1811485
Report Date: 04/06/18

SAMPLE RESULTS

Lab ID: L1811485-05
Client ID: BLINDDUP #4
Sample Location: BUFFALO

Date Collected: 04/03/18 12:00
Date Received: 04/03/18
Field Prep: Not Specified

Sample Depth:
Matrix: Soil
Analytical Method: 1,8270D
Analytical Date: 04/05/18 06:27
Analyst: EK
Percent Solids: 76%

Extraction Method: EPA 3546
Extraction Date: 04/04/18 09:11

Parameter	Result	Qualifier	Units	RL	MDL	Dilution Factor
Semivolatile Organics by GC/MS - Westborough Lab						
Acenaphthene	3000		ug/kg	170	22.	1
Hexachlorobenzene	ND		ug/kg	130	24.	1
Bis(2-chloroethyl)ether	ND		ug/kg	190	29.	1
2-Chloronaphthalene	ND		ug/kg	220	21.	1
3,3'-Dichlorobenzidine	ND		ug/kg	220	57.	1
2,4-Dinitrotoluene	ND		ug/kg	220	43.	1
2,6-Dinitrotoluene	ND		ug/kg	220	37.	1
Fluoranthene	25000	E	ug/kg	130	25.	1
4-Chlorophenyl phenyl ether	ND		ug/kg	220	23.	1
4-Bromophenyl phenyl ether	ND		ug/kg	220	33.	1
Bis(2-chloroisopropyl)ether	ND		ug/kg	260	37.	1
Bis(2-chloroethoxy)methane	ND		ug/kg	230	22.	1
Hexachlorobutadiene	ND		ug/kg	220	31.	1
Hexachlorocyclopentadiene	ND		ug/kg	620	190	1
Hexachloroethane	ND		ug/kg	170	35.	1
Isophorone	ND		ug/kg	190	28.	1
Naphthalene	3000		ug/kg	220	26.	1
Nitrobenzene	ND		ug/kg	190	32.	1
NDPA/DPA	ND		ug/kg	170	24.	1
n-Nitrosodi-n-propylamine	ND		ug/kg	220	33.	1
Bis(2-ethylhexyl)phthalate	ND		ug/kg	220	74.	1
Butyl benzyl phthalate	ND		ug/kg	220	54.	1
Di-n-butylphthalate	ND		ug/kg	220	41.	1
Di-n-octylphthalate	ND		ug/kg	220	73.	1
Diethyl phthalate	ND		ug/kg	220	20.	1
Dimethyl phthalate	ND		ug/kg	220	45.	1
Benzo(a)anthracene	13000	E	ug/kg	130	24.	1
Benzo(a)pyrene	9900	E	ug/kg	170	52.	1

Project Name: 1111 ELMWOOD AVE. **Lab Number:** L1811485

Project Number: 0369-018-001-004-002 **Report Date:** 04/06/18

SAMPLE RESULTS

Lab ID: L1811485-05 Date Collected: 04/03/18 12:00

Client ID: BLINDDUP #4 Date Received: 04/03/18

Sample Location: BUFFALO Field Prep: Not Specified

Sample Depth:

Parameter	Result	Qualifier	Units	RL	MDL	Dilution Factor
Semivolatile Organics by GC/MS - Westborough Lab						
Benzo(b)fluoranthene	16000	E	ug/kg	130	36.	1
Benzo(k)fluoranthene	2400		ug/kg	130	34.	1
Chrysene	10000	E	ug/kg	130	22.	1
Acenaphthylene	180		ug/kg	170	33.	1
Anthracene	6400		ug/kg	130	42.	1
Benzo(ghi)perylene	5400		ug/kg	170	25.	1
Fluorene	3400		ug/kg	220	21.	1
Phenanthrene	24000	E	ug/kg	130	26.	1
Dibenzo(a,h)anthracene	1600		ug/kg	130	25.	1
Indeno(1,2,3-cd)pyrene	6700		ug/kg	170	30.	1
Pyrene	20000	E	ug/kg	130	21.	1
Biphenyl	270	J	ug/kg	490	50.	1
4-Chloroaniline	ND		ug/kg	220	39.	1
2-Nitroaniline	ND		ug/kg	220	41.	1
3-Nitroaniline	ND		ug/kg	220	40.	1
4-Nitroaniline	ND		ug/kg	220	89.	1
Dibenzofuran	2300		ug/kg	220	20.	1
2-Methylnaphthalene	920		ug/kg	260	26.	1
1,2,4,5-Tetrachlorobenzene	ND		ug/kg	220	22.	1
Acetophenone	ND		ug/kg	220	27.	1
2,4,6-Trichlorophenol	ND		ug/kg	130	41.	1
p-Chloro-m-cresol	ND		ug/kg	220	32.	1
2-Chlorophenol	ND		ug/kg	220	25.	1
2,4-Dichlorophenol	ND		ug/kg	190	34.	1
2,4-Dimethylphenol	ND		ug/kg	220	71.	1
2-Nitrophenol	ND		ug/kg	460	81.	1
4-Nitrophenol	ND		ug/kg	300	88.	1
2,4-Dinitrophenol	ND		ug/kg	1000	100	1
4,6-Dinitro-o-cresol	ND		ug/kg	560	100	1
Pentachlorophenol	ND		ug/kg	170	47.	1
Phenol	ND		ug/kg	220	32.	1
2-Methylphenol	ND		ug/kg	220	33.	1
3-Methylphenol/4-Methylphenol	93	J	ug/kg	310	34.	1
2,4,5-Trichlorophenol	ND		ug/kg	220	41.	1
Carbazole	3900		ug/kg	220	21.	1
Atrazine	ND		ug/kg	170	75.	1
Benzaldehyde	ND		ug/kg	280	58.	1

Project Name: 1111 ELMWOOD AVE. **Lab Number:** L1811485

Project Number: 0369-018-001-004-002 **Report Date:** 04/06/18

SAMPLE RESULTS

Lab ID: L1811485-05 Date Collected: 04/03/18 12:00

Client ID: BLINDDUP #4 Date Received: 04/03/18

Sample Location: BUFFALO Field Prep: Not Specified

Sample Depth:

Parameter	Result	Qualifier	Units	RL	MDL	Dilution Factor
Semivolatile Organics by GC/MS - Westborough Lab						
Caprolactam	ND		ug/kg	220	65.	1
2,3,4,6-Tetrachlorophenol	ND		ug/kg	220	43.	1

Surrogate	% Recovery	Qualifier	Acceptance Criteria
2-Fluorophenol	85		25-120
Phenol-d6	91		10-120
Nitrobenzene-d5	92		23-120
2-Fluorobiphenyl	84		30-120
2,4,6-Tribromophenol	93		10-136
4-Terphenyl-d14	69		18-120

Project Name: 1111 ELMWOOD AVE.
Lab Number: L1811485
Project Number: 0369-018-001-004-002
Report Date: 04/06/18

SAMPLE RESULTS

Lab ID: L1811485-05 D
Client ID: BLINDDUP #4
Sample Location: BUFFALO

Date Collected: 04/03/18 12:00
Date Received: 04/03/18
Field Prep: Not Specified

Sample Depth:
Matrix: Soil
Analytical Method: 1,8270D
Analytical Date: 04/06/18 06:01
Analyst: PS
Percent Solids: 76%

Extraction Method: EPA 3546
Extraction Date: 04/04/18 09:11

Parameter	Result	Qualifier	Units	RL	MDL	Dilution Factor
Semivolatile Organics by GC/MS - Westborough Lab						
Fluoranthene	31000		ug/kg	640	120	5
Benzo(a)anthracene	14000		ug/kg	640	120	5
Benzo(a)pyrene	12000		ug/kg	860	260	5
Benzo(b)fluoranthene	16000		ug/kg	640	180	5
Chrysene	13000		ug/kg	640	110	5
Phenanthrene	28000		ug/kg	640	130	5
Pyrene	24000		ug/kg	640	110	5

Project Name: 1111 ELMWOOD AVE.
Project Number: 0369-018-001-004-002
Lab Number: L1811485
Report Date: 04/06/18

SAMPLE RESULTS

Lab ID: L1811485-06
Client ID: SW-25
Sample Location: BUFFALO

Date Collected: 04/03/18 10:45
Date Received: 04/03/18
Field Prep: Not Specified

Sample Depth:
Matrix: Soil
Analytical Method: 1,8270D
Analytical Date: 04/05/18 03:44
Analyst: EK
Percent Solids: 70%

Extraction Method: EPA 3546
Extraction Date: 04/04/18 09:11

Parameter	Result	Qualifier	Units	RL	MDL	Dilution Factor
Semivolatile Organics by GC/MS - Westborough Lab						
Acenaphthene	ND		ug/kg	190	25.	1
Hexachlorobenzene	ND		ug/kg	140	27.	1
Bis(2-chloroethyl)ether	ND		ug/kg	210	32.	1
2-Chloronaphthalene	ND		ug/kg	240	24.	1
3,3'-Dichlorobenzidine	ND		ug/kg	240	63.	1
2,4-Dinitrotoluene	ND		ug/kg	240	48.	1
2,6-Dinitrotoluene	ND		ug/kg	240	41.	1
Fluoranthene	290		ug/kg	140	27.	1
4-Chlorophenyl phenyl ether	ND		ug/kg	240	26.	1
4-Bromophenyl phenyl ether	ND		ug/kg	240	36.	1
Bis(2-chloroisopropyl)ether	ND		ug/kg	290	41.	1
Bis(2-chloroethoxy)methane	ND		ug/kg	260	24.	1
Hexachlorobutadiene	ND		ug/kg	240	35.	1
Hexachlorocyclopentadiene	ND		ug/kg	680	220	1
Hexachloroethane	ND		ug/kg	190	38.	1
Isophorone	ND		ug/kg	210	31.	1
Naphthalene	ND		ug/kg	240	29.	1
Nitrobenzene	ND		ug/kg	210	35.	1
NDPA/DPA	ND		ug/kg	190	27.	1
n-Nitrosodi-n-propylamine	ND		ug/kg	240	37.	1
Bis(2-ethylhexyl)phthalate	ND		ug/kg	240	82.	1
Butyl benzyl phthalate	ND		ug/kg	240	60.	1
Di-n-butylphthalate	ND		ug/kg	240	45.	1
Di-n-octylphthalate	ND		ug/kg	240	81.	1
Diethyl phthalate	ND		ug/kg	240	22.	1
Dimethyl phthalate	ND		ug/kg	240	50.	1
Benzo(a)anthracene	120	J	ug/kg	140	27.	1
Benzo(a)pyrene	130	J	ug/kg	190	58.	1

Project Name: 1111 ELMWOOD AVE. **Lab Number:** L1811485

Project Number: 0369-018-001-004-002 **Report Date:** 04/06/18

SAMPLE RESULTS

Lab ID: L1811485-06 Date Collected: 04/03/18 10:45

Client ID: SW-25 Date Received: 04/03/18

Sample Location: BUFFALO Field Prep: Not Specified

Sample Depth:

Parameter	Result	Qualifier	Units	RL	MDL	Dilution Factor
Semivolatile Organics by GC/MS - Westborough Lab						
Benzo(b)fluoranthene	190		ug/kg	140	40.	1
Benzo(k)fluoranthene	72	J	ug/kg	140	38.	1
Chrysene	150		ug/kg	140	25.	1
Acenaphthylene	ND		ug/kg	190	37.	1
Anthracene	ND		ug/kg	140	46.	1
Benzo(ghi)perylene	84	J	ug/kg	190	28.	1
Fluorene	ND		ug/kg	240	23.	1
Phenanthrene	190		ug/kg	140	29.	1
Dibenzo(a,h)anthracene	ND		ug/kg	140	28.	1
Indeno(1,2,3-cd)pyrene	100	J	ug/kg	190	33.	1
Pyrene	230		ug/kg	140	24.	1
Biphenyl	ND		ug/kg	540	55.	1
4-Chloroaniline	ND		ug/kg	240	43.	1
2-Nitroaniline	ND		ug/kg	240	46.	1
3-Nitroaniline	ND		ug/kg	240	45.	1
4-Nitroaniline	ND		ug/kg	240	99.	1
Dibenzofuran	ND		ug/kg	240	22.	1
2-Methylnaphthalene	ND		ug/kg	290	29.	1
1,2,4,5-Tetrachlorobenzene	ND		ug/kg	240	25.	1
Acetophenone	ND		ug/kg	240	30.	1
2,4,6-Trichlorophenol	ND		ug/kg	140	45.	1
p-Chloro-m-cresol	ND		ug/kg	240	36.	1
2-Chlorophenol	ND		ug/kg	240	28.	1
2,4-Dichlorophenol	ND		ug/kg	210	38.	1
2,4-Dimethylphenol	ND		ug/kg	240	79.	1
2-Nitrophenol	ND		ug/kg	510	90.	1
4-Nitrophenol	ND		ug/kg	330	97.	1
2,4-Dinitrophenol	ND		ug/kg	1100	110	1
4,6-Dinitro-o-cresol	ND		ug/kg	620	110	1
Pentachlorophenol	ND		ug/kg	190	52.	1
Phenol	ND		ug/kg	240	36.	1
2-Methylphenol	ND		ug/kg	240	37.	1
3-Methylphenol/4-Methylphenol	ND		ug/kg	340	37.	1
2,4,5-Trichlorophenol	ND		ug/kg	240	46.	1
Carbazole	27	J	ug/kg	240	23.	1
Atrazine	ND		ug/kg	190	83.	1
Benzaldehyde	ND		ug/kg	310	64.	1

Project Name: 1111 ELMWOOD AVE. **Lab Number:** L1811485

Project Number: 0369-018-001-004-002 **Report Date:** 04/06/18

SAMPLE RESULTS

Lab ID: L1811485-06 Date Collected: 04/03/18 10:45

Client ID: SW-25 Date Received: 04/03/18

Sample Location: BUFFALO Field Prep: Not Specified

Sample Depth:

Parameter	Result	Qualifier	Units	RL	MDL	Dilution Factor
Semivolatile Organics by GC/MS - Westborough Lab						
Caprolactam	ND		ug/kg	240	72.	1
2,3,4,6-Tetrachlorophenol	ND		ug/kg	240	48.	1

Surrogate	% Recovery	Qualifier	Acceptance Criteria
2-Fluorophenol	75		25-120
Phenol-d6	81		10-120
Nitrobenzene-d5	80		23-120
2-Fluorobiphenyl	81		30-120
2,4,6-Tribromophenol	87		10-136
4-Terphenyl-d14	78		18-120

Project Name: 1111 ELMWOOD AVE.
Project Number: 0369-018-001-004-002
Lab Number: L1811485
Report Date: 04/06/18

SAMPLE RESULTS

Lab ID: L1811485-07
Client ID: SW-26
Sample Location: BUFFALO

Date Collected: 04/03/18 11:00
Date Received: 04/03/18
Field Prep: Not Specified

Sample Depth:
Matrix: Soil
Analytical Method: 1,8270D
Analytical Date: 04/05/18 06:54
Analyst: EK
Percent Solids: 72%

Extraction Method: EPA 3546
Extraction Date: 04/04/18 09:11

Parameter	Result	Qualifier	Units	RL	MDL	Dilution Factor
Semivolatile Organics by GC/MS - Westborough Lab						
Acenaphthene	810		ug/kg	180	24.	1
Hexachlorobenzene	ND		ug/kg	140	26.	1
Bis(2-chloroethyl)ether	ND		ug/kg	210	31.	1
2-Chloronaphthalene	ND		ug/kg	230	23.	1
3,3'-Dichlorobenzidine	ND		ug/kg	230	61.	1
2,4-Dinitrotoluene	ND		ug/kg	230	46.	1
2,6-Dinitrotoluene	ND		ug/kg	230	40.	1
Fluoranthene	7700		ug/kg	140	26.	1
4-Chlorophenyl phenyl ether	ND		ug/kg	230	25.	1
4-Bromophenyl phenyl ether	ND		ug/kg	230	35.	1
Bis(2-chloroisopropyl)ether	ND		ug/kg	280	39.	1
Bis(2-chloroethoxy)methane	ND		ug/kg	250	23.	1
Hexachlorobutadiene	ND		ug/kg	230	34.	1
Hexachlorocyclopentadiene	ND		ug/kg	660	210	1
Hexachloroethane	ND		ug/kg	180	37.	1
Isophorone	ND		ug/kg	210	30.	1
Naphthalene	380		ug/kg	230	28.	1
Nitrobenzene	ND		ug/kg	210	34.	1
NDPA/DPA	ND		ug/kg	180	26.	1
n-Nitrosodi-n-propylamine	ND		ug/kg	230	36.	1
Bis(2-ethylhexyl)phthalate	130	J	ug/kg	230	80.	1
Butyl benzyl phthalate	ND		ug/kg	230	58.	1
Di-n-butylphthalate	ND		ug/kg	230	44.	1
Di-n-octylphthalate	ND		ug/kg	230	78.	1
Diethyl phthalate	ND		ug/kg	230	21.	1
Dimethyl phthalate	ND		ug/kg	230	48.	1
Benzo(a)anthracene	3800		ug/kg	140	26.	1
Benzo(a)pyrene	3300		ug/kg	180	56.	1

Project Name: 1111 ELMWOOD AVE. **Lab Number:** L1811485

Project Number: 0369-018-001-004-002 **Report Date:** 04/06/18

SAMPLE RESULTS

Lab ID: L1811485-07 Date Collected: 04/03/18 11:00

Client ID: SW-26 Date Received: 04/03/18

Sample Location: BUFFALO Field Prep: Not Specified

Sample Depth:

Parameter	Result	Qualifier	Units	RL	MDL	Dilution Factor
Semivolatile Organics by GC/MS - Westborough Lab						
Benzo(b)fluoranthene	4900		ug/kg	140	39.	1
Benzo(k)fluoranthene	1400		ug/kg	140	37.	1
Chrysene	3500		ug/kg	140	24.	1
Acenaphthylene	130	J	ug/kg	180	36.	1
Anthracene	1500		ug/kg	140	45.	1
Benzo(ghi)perylene	2200		ug/kg	180	27.	1
Fluorene	820		ug/kg	230	22.	1
Phenanthrene	6500		ug/kg	140	28.	1
Dibenzo(a,h)anthracene	540		ug/kg	140	27.	1
Indeno(1,2,3-cd)pyrene	2500		ug/kg	180	32.	1
Pyrene	5900		ug/kg	140	23.	1
Biphenyl	79	J	ug/kg	520	53.	1
4-Chloroaniline	ND		ug/kg	230	42.	1
2-Nitroaniline	ND		ug/kg	230	44.	1
3-Nitroaniline	ND		ug/kg	230	43.	1
4-Nitroaniline	ND		ug/kg	230	95.	1
Dibenzofuran	550		ug/kg	230	22.	1
2-Methylnaphthalene	240	J	ug/kg	280	28.	1
1,2,4,5-Tetrachlorobenzene	ND		ug/kg	230	24.	1
Acetophenone	ND		ug/kg	230	28.	1
2,4,6-Trichlorophenol	ND		ug/kg	140	44.	1
p-Chloro-m-cresol	ND		ug/kg	230	34.	1
2-Chlorophenol	ND		ug/kg	230	27.	1
2,4-Dichlorophenol	ND		ug/kg	210	37.	1
2,4-Dimethylphenol	ND		ug/kg	230	76.	1
2-Nitrophenol	ND		ug/kg	500	87.	1
4-Nitrophenol	ND		ug/kg	320	94.	1
2,4-Dinitrophenol	ND		ug/kg	1100	110	1
4,6-Dinitro-o-cresol	ND		ug/kg	600	110	1
Pentachlorophenol	ND		ug/kg	180	51.	1
Phenol	ND		ug/kg	230	35.	1
2-Methylphenol	ND		ug/kg	230	36.	1
3-Methylphenol/4-Methylphenol	ND		ug/kg	330	36.	1
2,4,5-Trichlorophenol	ND		ug/kg	230	44.	1
Carbazole	940		ug/kg	230	22.	1
Atrazine	ND		ug/kg	180	81.	1
Benzaldehyde	ND		ug/kg	300	62.	1

Project Name: 1111 ELMWOOD AVE. **Lab Number:** L1811485

Project Number: 0369-018-001-004-002 **Report Date:** 04/06/18

SAMPLE RESULTS

Lab ID: L1811485-07 Date Collected: 04/03/18 11:00

Client ID: SW-26 Date Received: 04/03/18

Sample Location: BUFFALO Field Prep: Not Specified

Sample Depth:

Parameter	Result	Qualifier	Units	RL	MDL	Dilution Factor
Semivolatile Organics by GC/MS - Westborough Lab						
Caprolactam	ND		ug/kg	230	70.	1
2,3,4,6-Tetrachlorophenol	ND		ug/kg	230	46.	1

Surrogate	% Recovery	Qualifier	Acceptance Criteria
2-Fluorophenol	72		25-120
Phenol-d6	75		10-120
Nitrobenzene-d5	76		23-120
2-Fluorobiphenyl	73		30-120
2,4,6-Tribromophenol	79		10-136
4-Terphenyl-d14	62		18-120

Project Name: 1111 ELMWOOD AVE.
Project Number: 0369-018-001-004-002
Lab Number: L1811485
Report Date: 04/06/18

SAMPLE RESULTS

Lab ID: L1811485-08
Client ID: SW-27
Sample Location: BUFFALO

Date Collected: 04/03/18 12:17
Date Received: 04/03/18
Field Prep: Not Specified

Sample Depth:
Matrix: Soil
Analytical Method: 1,8270D
Analytical Date: 04/05/18 03:17
Analyst: EK
Percent Solids: 78%

Extraction Method: EPA 3546
Extraction Date: 04/04/18 09:12

Parameter	Result	Qualifier	Units	RL	MDL	Dilution Factor
Semivolatile Organics by GC/MS - Westborough Lab						
Acenaphthene	ND		ug/kg	170	22.	1
Hexachlorobenzene	ND		ug/kg	130	24.	1
Bis(2-chloroethyl)ether	ND		ug/kg	190	29.	1
2-Chloronaphthalene	ND		ug/kg	210	21.	1
3,3'-Dichlorobenzidine	ND		ug/kg	210	56.	1
2,4-Dinitrotoluene	ND		ug/kg	210	42.	1
2,6-Dinitrotoluene	ND		ug/kg	210	36.	1
Fluoranthene	36	J	ug/kg	130	24.	1
4-Chlorophenyl phenyl ether	ND		ug/kg	210	23.	1
4-Bromophenyl phenyl ether	ND		ug/kg	210	32.	1
Bis(2-chloroisopropyl)ether	ND		ug/kg	250	36.	1
Bis(2-chloroethoxy)methane	ND		ug/kg	230	21.	1
Hexachlorobutadiene	ND		ug/kg	210	31.	1
Hexachlorocyclopentadiene	ND		ug/kg	610	190	1
Hexachloroethane	ND		ug/kg	170	34.	1
Isophorone	ND		ug/kg	190	28.	1
Naphthalene	ND		ug/kg	210	26.	1
Nitrobenzene	ND		ug/kg	190	31.	1
NDPA/DPA	ND		ug/kg	170	24.	1
n-Nitrosodi-n-propylamine	ND		ug/kg	210	33.	1
Bis(2-ethylhexyl)phthalate	ND		ug/kg	210	73.	1
Butyl benzyl phthalate	ND		ug/kg	210	54.	1
Di-n-butylphthalate	ND		ug/kg	210	40.	1
Di-n-octylphthalate	ND		ug/kg	210	72.	1
Diethyl phthalate	ND		ug/kg	210	20.	1
Dimethyl phthalate	ND		ug/kg	210	44.	1
Benzo(a)anthracene	ND		ug/kg	130	24.	1
Benzo(a)pyrene	ND		ug/kg	170	52.	1

Project Name: 1111 ELMWOOD AVE. **Lab Number:** L1811485

Project Number: 0369-018-001-004-002 **Report Date:** 04/06/18

SAMPLE RESULTS

Lab ID: L1811485-08 Date Collected: 04/03/18 12:17

Client ID: SW-27 Date Received: 04/03/18

Sample Location: BUFFALO Field Prep: Not Specified

Sample Depth:

Parameter	Result	Qualifier	Units	RL	MDL	Dilution Factor
Semivolatile Organics by GC/MS - Westborough Lab						
Benzo(b)fluoranthene	ND		ug/kg	130	36.	1
Benzo(k)fluoranthene	ND		ug/kg	130	34.	1
Chrysene	ND		ug/kg	130	22.	1
Acenaphthylene	ND		ug/kg	170	33.	1
Anthracene	ND		ug/kg	130	41.	1
Benzo(ghi)perylene	ND		ug/kg	170	25.	1
Fluorene	ND		ug/kg	210	21.	1
Phenanthrene	33	J	ug/kg	130	26.	1
Dibenzo(a,h)anthracene	ND		ug/kg	130	24.	1
Indeno(1,2,3-cd)pyrene	ND		ug/kg	170	30.	1
Pyrene	28	J	ug/kg	130	21.	1
Biphenyl	ND		ug/kg	480	49.	1
4-Chloroaniline	ND		ug/kg	210	39.	1
2-Nitroaniline	ND		ug/kg	210	41.	1
3-Nitroaniline	ND		ug/kg	210	40.	1
4-Nitroaniline	ND		ug/kg	210	88.	1
Dibenzofuran	ND		ug/kg	210	20.	1
2-Methylnaphthalene	ND		ug/kg	250	26.	1
1,2,4,5-Tetrachlorobenzene	ND		ug/kg	210	22.	1
Acetophenone	ND		ug/kg	210	26.	1
2,4,6-Trichlorophenol	ND		ug/kg	130	40.	1
p-Chloro-m-cresol	ND		ug/kg	210	32.	1
2-Chlorophenol	ND		ug/kg	210	25.	1
2,4-Dichlorophenol	ND		ug/kg	190	34.	1
2,4-Dimethylphenol	ND		ug/kg	210	70.	1
2-Nitrophenol	ND		ug/kg	460	80.	1
4-Nitrophenol	ND		ug/kg	300	87.	1
2,4-Dinitrophenol	ND		ug/kg	1000	99.	1
4,6-Dinitro-o-cresol	ND		ug/kg	550	100	1
Pentachlorophenol	ND		ug/kg	170	47.	1
Phenol	ND		ug/kg	210	32.	1
2-Methylphenol	ND		ug/kg	210	33.	1
3-Methylphenol/4-Methylphenol	ND		ug/kg	300	33.	1
2,4,5-Trichlorophenol	ND		ug/kg	210	41.	1
Carbazole	ND		ug/kg	210	21.	1
Atrazine	ND		ug/kg	170	74.	1
Benzaldehyde	ND		ug/kg	280	57.	1

Project Name: 1111 ELMWOOD AVE. **Lab Number:** L1811485

Project Number: 0369-018-001-004-002 **Report Date:** 04/06/18

SAMPLE RESULTS

Lab ID: L1811485-08 Date Collected: 04/03/18 12:17

Client ID: SW-27 Date Received: 04/03/18

Sample Location: BUFFALO Field Prep: Not Specified

Sample Depth:

Parameter	Result	Qualifier	Units	RL	MDL	Dilution Factor
Semivolatile Organics by GC/MS - Westborough Lab						
Caprolactam	ND		ug/kg	210	64.	1
2,3,4,6-Tetrachlorophenol	ND		ug/kg	210	43.	1

Surrogate	% Recovery	Qualifier	Acceptance Criteria
2-Fluorophenol	70		25-120
Phenol-d6	74		10-120
Nitrobenzene-d5	71		23-120
2-Fluorobiphenyl	78		30-120
2,4,6-Tribromophenol	86		10-136
4-Terphenyl-d14	81		18-120

Project Name: 1111 ELMWOOD AVE.
Project Number: 0369-018-001-004-002

Lab Number: L1811485
Report Date: 04/06/18

SAMPLE RESULTS

Lab ID: L1811485-09
Client ID: SW-28
Sample Location: BUFFALO

Date Collected: 04/03/18 12:20
Date Received: 04/03/18
Field Prep: Not Specified

Sample Depth:
Matrix: Soil
Analytical Method: 1,8270D
Analytical Date: 04/05/18 07:22
Analyst: EK
Percent Solids: 75%

Extraction Method: EPA 3546
Extraction Date: 04/04/18 09:12

Parameter	Result	Qualifier	Units	RL	MDL	Dilution Factor
Semivolatile Organics by GC/MS - Westborough Lab						
Acenaphthene	ND		ug/kg	170	22.	1
Hexachlorobenzene	ND		ug/kg	130	24.	1
Bis(2-chloroethyl)ether	ND		ug/kg	200	29.	1
2-Chloronaphthalene	ND		ug/kg	220	22.	1
3,3'-Dichlorobenzidine	ND		ug/kg	220	58.	1
2,4-Dinitrotoluene	ND		ug/kg	220	43.	1
2,6-Dinitrotoluene	ND		ug/kg	220	37.	1
Fluoranthene	360		ug/kg	130	25.	1
4-Chlorophenyl phenyl ether	ND		ug/kg	220	23.	1
4-Bromophenyl phenyl ether	ND		ug/kg	220	33.	1
Bis(2-chloroisopropyl)ether	ND		ug/kg	260	37.	1
Bis(2-chloroethoxy)methane	ND		ug/kg	230	22.	1
Hexachlorobutadiene	ND		ug/kg	220	32.	1
Hexachlorocyclopentadiene	ND		ug/kg	620	200	1
Hexachloroethane	ND		ug/kg	170	35.	1
Isophorone	ND		ug/kg	200	28.	1
Naphthalene	31	J	ug/kg	220	26.	1
Nitrobenzene	ND		ug/kg	200	32.	1
NDPA/DPA	ND		ug/kg	170	25.	1
n-Nitrosodi-n-propylamine	ND		ug/kg	220	34.	1
Bis(2-ethylhexyl)phthalate	ND		ug/kg	220	75.	1
Butyl benzyl phthalate	ND		ug/kg	220	55.	1
Di-n-butylphthalate	ND		ug/kg	220	41.	1
Di-n-octylphthalate	ND		ug/kg	220	74.	1
Diethyl phthalate	ND		ug/kg	220	20.	1
Dimethyl phthalate	ND		ug/kg	220	46.	1
Benzo(a)anthracene	200		ug/kg	130	24.	1
Benzo(a)pyrene	180		ug/kg	170	53.	1

Project Name: 1111 ELMWOOD AVE. **Lab Number:** L1811485

Project Number: 0369-018-001-004-002 **Report Date:** 04/06/18

SAMPLE RESULTS

Lab ID: L1811485-09 Date Collected: 04/03/18 12:20

Client ID: SW-28 Date Received: 04/03/18

Sample Location: BUFFALO Field Prep: Not Specified

Sample Depth:

Parameter	Result	Qualifier	Units	RL	MDL	Dilution Factor
Semivolatile Organics by GC/MS - Westborough Lab						
Benzo(b)fluoranthene	270		ug/kg	130	36.	1
Benzo(k)fluoranthene	100	J	ug/kg	130	35.	1
Chrysene	200		ug/kg	130	22.	1
Acenaphthylene	ND		ug/kg	170	34.	1
Anthracene	42	J	ug/kg	130	42.	1
Benzo(ghi)perylene	170		ug/kg	170	26.	1
Fluorene	ND		ug/kg	220	21.	1
Phenanthrene	180		ug/kg	130	26.	1
Dibenzo(a,h)anthracene	40	J	ug/kg	130	25.	1
Indeno(1,2,3-cd)pyrene	150	J	ug/kg	170	30.	1
Pyrene	290		ug/kg	130	22.	1
Biphenyl	ND		ug/kg	500	50.	1
4-Chloroaniline	ND		ug/kg	220	40.	1
2-Nitroaniline	ND		ug/kg	220	42.	1
3-Nitroaniline	ND		ug/kg	220	41.	1
4-Nitroaniline	ND		ug/kg	220	90.	1
Dibenzofuran	ND		ug/kg	220	20.	1
2-Methylnaphthalene	ND		ug/kg	260	26.	1
1,2,4,5-Tetrachlorobenzene	ND		ug/kg	220	23.	1
Acetophenone	ND		ug/kg	220	27.	1
2,4,6-Trichlorophenol	ND		ug/kg	130	41.	1
p-Chloro-m-cresol	ND		ug/kg	220	32.	1
2-Chlorophenol	ND		ug/kg	220	26.	1
2,4-Dichlorophenol	ND		ug/kg	200	35.	1
2,4-Dimethylphenol	ND		ug/kg	220	72.	1
2-Nitrophenol	ND		ug/kg	470	82.	1
4-Nitrophenol	ND		ug/kg	300	89.	1
2,4-Dinitrophenol	ND		ug/kg	1000	100	1
4,6-Dinitro-o-cresol	ND		ug/kg	560	100	1
Pentachlorophenol	ND		ug/kg	170	48.	1
Phenol	ND		ug/kg	220	33.	1
2-Methylphenol	ND		ug/kg	220	34.	1
3-Methylphenol/4-Methylphenol	ND		ug/kg	310	34.	1
2,4,5-Trichlorophenol	ND		ug/kg	220	42.	1
Carbazole	28	J	ug/kg	220	21.	1
Atrazine	ND		ug/kg	170	76.	1
Benzaldehyde	ND		ug/kg	290	59.	1

Project Name: 1111 ELMWOOD AVE. **Lab Number:** L1811485

Project Number: 0369-018-001-004-002 **Report Date:** 04/06/18

SAMPLE RESULTS

Lab ID: L1811485-09 Date Collected: 04/03/18 12:20

Client ID: SW-28 Date Received: 04/03/18

Sample Location: BUFFALO Field Prep: Not Specified

Sample Depth:

Parameter	Result	Qualifier	Units	RL	MDL	Dilution Factor
Semivolatile Organics by GC/MS - Westborough Lab						
Caprolactam	ND		ug/kg	220	66.	1
2,3,4,6-Tetrachlorophenol	ND		ug/kg	220	44.	1

Surrogate	% Recovery	Qualifier	Acceptance Criteria
2-Fluorophenol	71		25-120
Phenol-d6	79		10-120
Nitrobenzene-d5	87		23-120
2-Fluorobiphenyl	88		30-120
2,4,6-Tribromophenol	85		10-136
4-Terphenyl-d14	74		18-120

Project Name: 1111 ELMWOOD AVE.
Project Number: 0369-018-001-004-002
Lab Number: L1811485
Report Date: 04/06/18

SAMPLE RESULTS

Lab ID: L1811485-10
Client ID: SW-29
Sample Location: BUFFALO

Date Collected: 04/03/18 12:25
Date Received: 04/03/18
Field Prep: Not Specified

Sample Depth:
Matrix: Soil
Analytical Method: 1,8270D
Analytical Date: 04/06/18 04:24
Analyst: SZ
Percent Solids: 78%

Extraction Method: EPA 3546
Extraction Date: 04/04/18 09:12

Parameter	Result	Qualifier	Units	RL	MDL	Dilution Factor
Semivolatile Organics by GC/MS - Westborough Lab						
Acenaphthene	ND		ug/kg	170	22.	1
Hexachlorobenzene	ND		ug/kg	120	23.	1
Bis(2-chloroethyl)ether	ND		ug/kg	190	28.	1
2-Chloronaphthalene	ND		ug/kg	210	21.	1
3,3'-Dichlorobenzidine	ND		ug/kg	210	56.	1
2,4-Dinitrotoluene	ND		ug/kg	210	42.	1
2,6-Dinitrotoluene	ND		ug/kg	210	36.	1
Fluoranthene	490		ug/kg	120	24.	1
4-Chlorophenyl phenyl ether	ND		ug/kg	210	22.	1
4-Bromophenyl phenyl ether	ND		ug/kg	210	32.	1
Bis(2-chloroisopropyl)ether	ND		ug/kg	250	36.	1
Bis(2-chloroethoxy)methane	ND		ug/kg	230	21.	1
Hexachlorobutadiene	ND		ug/kg	210	31.	1
Hexachlorocyclopentadiene	ND		ug/kg	600	190	1
Hexachloroethane	ND		ug/kg	170	34.	1
Isophorone	ND		ug/kg	190	27.	1
Naphthalene	26	J	ug/kg	210	25.	1
Nitrobenzene	ND		ug/kg	190	31.	1
NDPA/DPA	ND		ug/kg	170	24.	1
n-Nitrosodi-n-propylamine	ND		ug/kg	210	32.	1
Bis(2-ethylhexyl)phthalate	110	J	ug/kg	210	72.	1
Butyl benzyl phthalate	ND		ug/kg	210	53.	1
Di-n-butylphthalate	ND		ug/kg	210	40.	1
Di-n-octylphthalate	ND		ug/kg	210	71.	1
Diethyl phthalate	ND		ug/kg	210	19.	1
Dimethyl phthalate	ND		ug/kg	210	44.	1
Benzo(a)anthracene	240		ug/kg	120	24.	1
Benzo(a)pyrene	310		ug/kg	170	51.	1

Project Name: 1111 ELMWOOD AVE. **Lab Number:** L1811485

Project Number: 0369-018-001-004-002 **Report Date:** 04/06/18

SAMPLE RESULTS

Lab ID: L1811485-10 Date Collected: 04/03/18 12:25

Client ID: SW-29 Date Received: 04/03/18

Sample Location: BUFFALO Field Prep: Not Specified

Sample Depth:

Parameter	Result	Qualifier	Units	RL	MDL	Dilution Factor
Semivolatile Organics by GC/MS - Westborough Lab						
Benzo(b)fluoranthene	420		ug/kg	120	35.	1
Benzo(k)fluoranthene	140		ug/kg	120	33.	1
Chrysene	290		ug/kg	120	22.	1
Acenaphthylene	51	J	ug/kg	170	32.	1
Anthracene	83	J	ug/kg	120	41.	1
Benzo(ghi)perylene	210		ug/kg	170	25.	1
Fluorene	30	J	ug/kg	210	20.	1
Phenanthrene	330		ug/kg	120	25.	1
Dibenzo(a,h)anthracene	64	J	ug/kg	120	24.	1
Indeno(1,2,3-cd)pyrene	200		ug/kg	170	29.	1
Pyrene	450		ug/kg	120	21.	1
Biphenyl	ND		ug/kg	480	48.	1
4-Chloroaniline	ND		ug/kg	210	38.	1
2-Nitroaniline	ND		ug/kg	210	40.	1
3-Nitroaniline	ND		ug/kg	210	39.	1
4-Nitroaniline	ND		ug/kg	210	87.	1
Dibenzofuran	20	J	ug/kg	210	20.	1
2-Methylnaphthalene	ND		ug/kg	250	25.	1
1,2,4,5-Tetrachlorobenzene	ND		ug/kg	210	22.	1
Acetophenone	ND		ug/kg	210	26.	1
2,4,6-Trichlorophenol	ND		ug/kg	120	40.	1
p-Chloro-m-cresol	ND		ug/kg	210	31.	1
2-Chlorophenol	ND		ug/kg	210	25.	1
2,4-Dichlorophenol	ND		ug/kg	190	34.	1
2,4-Dimethylphenol	ND		ug/kg	210	69.	1
2-Nitrophenol	ND		ug/kg	450	79.	1
4-Nitrophenol	ND		ug/kg	290	85.	1
2,4-Dinitrophenol	ND		ug/kg	1000	98.	1
4,6-Dinitro-o-cresol	ND		ug/kg	540	100	1
Pentachlorophenol	ND		ug/kg	170	46.	1
Phenol	ND		ug/kg	210	32.	1
2-Methylphenol	ND		ug/kg	210	32.	1
3-Methylphenol/4-Methylphenol	ND		ug/kg	300	33.	1
2,4,5-Trichlorophenol	ND		ug/kg	210	40.	1
Carbazole	52	J	ug/kg	210	20.	1
Atrazine	ND		ug/kg	170	73.	1
Benzaldehyde	ND		ug/kg	280	56.	1

Project Name: 1111 ELMWOOD AVE. **Lab Number:** L1811485

Project Number: 0369-018-001-004-002 **Report Date:** 04/06/18

SAMPLE RESULTS

Lab ID: L1811485-10 Date Collected: 04/03/18 12:25

Client ID: SW-29 Date Received: 04/03/18

Sample Location: BUFFALO Field Prep: Not Specified

Sample Depth:

Parameter	Result	Qualifier	Units	RL	MDL	Dilution Factor
Semivolatile Organics by GC/MS - Westborough Lab						
Caprolactam	ND		ug/kg	210	64.	1
2,3,4,6-Tetrachlorophenol	ND		ug/kg	210	42.	1

Surrogate	% Recovery	Qualifier	Acceptance Criteria
2-Fluorophenol	79		25-120
Phenol-d6	80		10-120
Nitrobenzene-d5	84		23-120
2-Fluorobiphenyl	84		30-120
2,4,6-Tribromophenol	91		10-136
4-Terphenyl-d14	77		18-120

Project Name: 1111 ELMWOOD AVE.
Project Number: 0369-018-001-004-002
Lab Number: L1811485
Report Date: 04/06/18

SAMPLE RESULTS

Lab ID: L1811485-11
Client ID: SW-30
Sample Location: BUFFALO

Date Collected: 04/03/18 12:27
Date Received: 04/03/18
Field Prep: Not Specified

Sample Depth:
Matrix: Soil
Analytical Method: 1,8270D
Analytical Date: 04/05/18 04:11
Analyst: EK
Percent Solids: 83%

Extraction Method: EPA 3546
Extraction Date: 04/04/18 09:12

Parameter	Result	Qualifier	Units	RL	MDL	Dilution Factor
Semivolatile Organics by GC/MS - Westborough Lab						
Acenaphthene	22	J	ug/kg	160	20.	1
Hexachlorobenzene	ND		ug/kg	120	22.	1
Bis(2-chloroethyl)ether	ND		ug/kg	180	27.	1
2-Chloronaphthalene	ND		ug/kg	200	20.	1
3,3'-Dichlorobenzidine	ND		ug/kg	200	53.	1
2,4-Dinitrotoluene	ND		ug/kg	200	40.	1
2,6-Dinitrotoluene	ND		ug/kg	200	34.	1
Fluoranthene	250		ug/kg	120	23.	1
4-Chlorophenyl phenyl ether	ND		ug/kg	200	21.	1
4-Bromophenyl phenyl ether	ND		ug/kg	200	30.	1
Bis(2-chloroisopropyl)ether	ND		ug/kg	240	34.	1
Bis(2-chloroethoxy)methane	ND		ug/kg	210	20.	1
Hexachlorobutadiene	ND		ug/kg	200	29.	1
Hexachlorocyclopentadiene	ND		ug/kg	570	180	1
Hexachloroethane	ND		ug/kg	160	32.	1
Isophorone	ND		ug/kg	180	26.	1
Naphthalene	ND		ug/kg	200	24.	1
Nitrobenzene	ND		ug/kg	180	29.	1
NDPA/DPA	ND		ug/kg	160	22.	1
n-Nitrosodi-n-propylamine	ND		ug/kg	200	31.	1
Bis(2-ethylhexyl)phthalate	ND		ug/kg	200	69.	1
Butyl benzyl phthalate	ND		ug/kg	200	50.	1
Di-n-butylphthalate	ND		ug/kg	200	38.	1
Di-n-octylphthalate	ND		ug/kg	200	67.	1
Diethyl phthalate	ND		ug/kg	200	18.	1
Dimethyl phthalate	ND		ug/kg	200	42.	1
Benzo(a)anthracene	120		ug/kg	120	22.	1
Benzo(a)pyrene	92	J	ug/kg	160	48.	1

Project Name: 1111 ELMWOOD AVE. **Lab Number:** L1811485

Project Number: 0369-018-001-004-002 **Report Date:** 04/06/18

SAMPLE RESULTS

Lab ID: L1811485-11 Date Collected: 04/03/18 12:27

Client ID: SW-30 Date Received: 04/03/18

Sample Location: BUFFALO Field Prep: Not Specified

Sample Depth:

Parameter	Result	Qualifier	Units	RL	MDL	Dilution Factor
Semivolatile Organics by GC/MS - Westborough Lab						
Benzo(b)fluoranthene	120		ug/kg	120	33.	1
Benzo(k)fluoranthene	38	J	ug/kg	120	32.	1
Chrysene	100	J	ug/kg	120	21.	1
Acenaphthylene	ND		ug/kg	160	31.	1
Anthracene	61	J	ug/kg	120	39.	1
Benzo(ghi)perylene	52	J	ug/kg	160	23.	1
Fluorene	21	J	ug/kg	200	19.	1
Phenanthrene	220		ug/kg	120	24.	1
Dibenzo(a,h)anthracene	ND		ug/kg	120	23.	1
Indeno(1,2,3-cd)pyrene	57	J	ug/kg	160	28.	1
Pyrene	210		ug/kg	120	20.	1
Biphenyl	ND		ug/kg	450	46.	1
4-Chloroaniline	ND		ug/kg	200	36.	1
2-Nitroaniline	ND		ug/kg	200	38.	1
3-Nitroaniline	ND		ug/kg	200	37.	1
4-Nitroaniline	ND		ug/kg	200	82.	1
Dibenzofuran	ND		ug/kg	200	19.	1
2-Methylnaphthalene	ND		ug/kg	240	24.	1
1,2,4,5-Tetrachlorobenzene	ND		ug/kg	200	21.	1
Acetophenone	ND		ug/kg	200	24.	1
2,4,6-Trichlorophenol	ND		ug/kg	120	38.	1
p-Chloro-m-cresol	ND		ug/kg	200	30.	1
2-Chlorophenol	ND		ug/kg	200	23.	1
2,4-Dichlorophenol	ND		ug/kg	180	32.	1
2,4-Dimethylphenol	ND		ug/kg	200	66.	1
2-Nitrophenol	ND		ug/kg	430	75.	1
4-Nitrophenol	ND		ug/kg	280	81.	1
2,4-Dinitrophenol	ND		ug/kg	950	92.	1
4,6-Dinitro-o-cresol	ND		ug/kg	520	95.	1
Pentachlorophenol	ND		ug/kg	160	44.	1
Phenol	ND		ug/kg	200	30.	1
2-Methylphenol	ND		ug/kg	200	31.	1
3-Methylphenol/4-Methylphenol	ND		ug/kg	280	31.	1
2,4,5-Trichlorophenol	ND		ug/kg	200	38.	1
Carbazole	ND		ug/kg	200	19.	1
Atrazine	ND		ug/kg	160	69.	1
Benzaldehyde	ND		ug/kg	260	54.	1

Project Name: 1111 ELMWOOD AVE. **Lab Number:** L1811485

Project Number: 0369-018-001-004-002 **Report Date:** 04/06/18

SAMPLE RESULTS

Lab ID: L1811485-11 Date Collected: 04/03/18 12:27

Client ID: SW-30 Date Received: 04/03/18

Sample Location: BUFFALO Field Prep: Not Specified

Sample Depth:

Parameter	Result	Qualifier	Units	RL	MDL	Dilution Factor
Semivolatile Organics by GC/MS - Westborough Lab						
Caprolactam	ND		ug/kg	200	60.	1
2,3,4,6-Tetrachlorophenol	ND		ug/kg	200	40.	1

Surrogate	% Recovery	Qualifier	Acceptance Criteria
2-Fluorophenol	88		25-120
Phenol-d6	97		10-120
Nitrobenzene-d5	93		23-120
2-Fluorobiphenyl	89		30-120
2,4,6-Tribromophenol	95		10-136
4-Terphenyl-d14	82		18-120

Project Name: 1111 ELMWOOD AVE.
Project Number: 0369-018-001-004-002

Lab Number: L1811485
Report Date: 04/06/18

SAMPLE RESULTS

Lab ID: L1811485-12
Client ID: SW-31
Sample Location: BUFFALO

Date Collected: 04/03/18 15:35
Date Received: 04/03/18
Field Prep: Not Specified

Sample Depth:
Matrix: Soil
Analytical Method: 1,8270D
Analytical Date: 04/05/18 02:23
Analyst: EK
Percent Solids: 83%

Extraction Method: EPA 3546
Extraction Date: 04/04/18 09:12

Parameter	Result	Qualifier	Units	RL	MDL	Dilution Factor
Semivolatile Organics by GC/MS - Westborough Lab						
Acenaphthene	ND		ug/kg	160	20.	1
Hexachlorobenzene	ND		ug/kg	120	22.	1
Bis(2-chloroethyl)ether	ND		ug/kg	180	26.	1
2-Chloronaphthalene	ND		ug/kg	190	19.	1
3,3'-Dichlorobenzidine	ND		ug/kg	190	52.	1
2,4-Dinitrotoluene	ND		ug/kg	190	39.	1
2,6-Dinitrotoluene	ND		ug/kg	190	33.	1
Fluoranthene	ND		ug/kg	120	22.	1
4-Chlorophenyl phenyl ether	ND		ug/kg	190	21.	1
4-Bromophenyl phenyl ether	ND		ug/kg	190	30.	1
Bis(2-chloroisopropyl)ether	ND		ug/kg	230	33.	1
Bis(2-chloroethoxy)methane	ND		ug/kg	210	20.	1
Hexachlorobutadiene	ND		ug/kg	190	28.	1
Hexachlorocyclopentadiene	ND		ug/kg	560	180	1
Hexachloroethane	ND		ug/kg	160	31.	1
Isophorone	ND		ug/kg	180	25.	1
Naphthalene	ND		ug/kg	190	24.	1
Nitrobenzene	ND		ug/kg	180	29.	1
NDPA/DPA	ND		ug/kg	160	22.	1
n-Nitrosodi-n-propylamine	ND		ug/kg	190	30.	1
Bis(2-ethylhexyl)phthalate	ND		ug/kg	190	67.	1
Butyl benzyl phthalate	ND		ug/kg	190	49.	1
Di-n-butylphthalate	ND		ug/kg	190	37.	1
Di-n-octylphthalate	ND		ug/kg	190	66.	1
Diethyl phthalate	ND		ug/kg	190	18.	1
Dimethyl phthalate	ND		ug/kg	190	41.	1
Benzo(a)anthracene	ND		ug/kg	120	22.	1
Benzo(a)pyrene	ND		ug/kg	160	47.	1

Project Name: 1111 ELMWOOD AVE. **Lab Number:** L1811485

Project Number: 0369-018-001-004-002 **Report Date:** 04/06/18

SAMPLE RESULTS

Lab ID: L1811485-12 Date Collected: 04/03/18 15:35

Client ID: SW-31 Date Received: 04/03/18

Sample Location: BUFFALO Field Prep: Not Specified

Sample Depth:

Parameter	Result	Qualifier	Units	RL	MDL	Dilution Factor
Semivolatile Organics by GC/MS - Westborough Lab						
Benzo(b)fluoranthene	ND		ug/kg	120	33.	1
Benzo(k)fluoranthene	ND		ug/kg	120	31.	1
Chrysene	ND		ug/kg	120	20.	1
Acenaphthylene	ND		ug/kg	160	30.	1
Anthracene	ND		ug/kg	120	38.	1
Benzo(ghi)perylene	ND		ug/kg	160	23.	1
Fluorene	ND		ug/kg	190	19.	1
Phenanthrene	ND		ug/kg	120	24.	1
Dibenzo(a,h)anthracene	ND		ug/kg	120	22.	1
Indeno(1,2,3-cd)pyrene	ND		ug/kg	160	27.	1
Pyrene	ND		ug/kg	120	19.	1
Biphenyl	ND		ug/kg	440	45.	1
4-Chloroaniline	ND		ug/kg	190	35.	1
2-Nitroaniline	ND		ug/kg	190	38.	1
3-Nitroaniline	ND		ug/kg	190	37.	1
4-Nitroaniline	ND		ug/kg	190	80.	1
Dibenzofuran	ND		ug/kg	190	18.	1
2-Methylnaphthalene	ND		ug/kg	230	24.	1
1,2,4,5-Tetrachlorobenzene	ND		ug/kg	190	20.	1
Acetophenone	ND		ug/kg	190	24.	1
2,4,6-Trichlorophenol	ND		ug/kg	120	37.	1
p-Chloro-m-cresol	ND		ug/kg	190	29.	1
2-Chlorophenol	ND		ug/kg	190	23.	1
2,4-Dichlorophenol	ND		ug/kg	180	31.	1
2,4-Dimethylphenol	ND		ug/kg	190	64.	1
2-Nitrophenol	ND		ug/kg	420	73.	1
4-Nitrophenol	ND		ug/kg	270	79.	1
2,4-Dinitrophenol	ND		ug/kg	930	91.	1
4,6-Dinitro-o-cresol	ND		ug/kg	510	93.	1
Pentachlorophenol	ND		ug/kg	160	43.	1
Phenol	ND		ug/kg	190	29.	1
2-Methylphenol	ND		ug/kg	190	30.	1
3-Methylphenol/4-Methylphenol	ND		ug/kg	280	30.	1
2,4,5-Trichlorophenol	ND		ug/kg	190	37.	1
Carbazole	ND		ug/kg	190	19.	1
Atrazine	ND		ug/kg	160	68.	1
Benzaldehyde	ND		ug/kg	260	52.	1

Project Name: 1111 ELMWOOD AVE. **Lab Number:** L1811485

Project Number: 0369-018-001-004-002 **Report Date:** 04/06/18

SAMPLE RESULTS

Lab ID: L1811485-12 Date Collected: 04/03/18 15:35

Client ID: SW-31 Date Received: 04/03/18

Sample Location: BUFFALO Field Prep: Not Specified

Sample Depth:

Parameter	Result	Qualifier	Units	RL	MDL	Dilution Factor
Semivolatile Organics by GC/MS - Westborough Lab						
Caprolactam	ND		ug/kg	190	59.	1
2,3,4,6-Tetrachlorophenol	ND		ug/kg	190	39.	1

Surrogate	% Recovery	Qualifier	Acceptance Criteria
2-Fluorophenol	81		25-120
Phenol-d6	85		10-120
Nitrobenzene-d5	77		23-120
2-Fluorobiphenyl	82		30-120
2,4,6-Tribromophenol	83		10-136
4-Terphenyl-d14	77		18-120

Project Name: 1111 ELMWOOD AVE.
Project Number: 0369-018-001-004-002

Lab Number: L1811485
Report Date: 04/06/18

SAMPLE RESULTS

Lab ID: L1811485-13
Client ID: SW-32
Sample Location: BUFFALO

Date Collected: 04/03/18 15:40
Date Received: 04/03/18
Field Prep: Not Specified

Sample Depth:
Matrix: Soil
Analytical Method: 1,8270D
Analytical Date: 04/05/18 02:50
Analyst: EK
Percent Solids: 78%

Extraction Method: EPA 3546
Extraction Date: 04/04/18 09:12

Parameter	Result	Qualifier	Units	RL	MDL	Dilution Factor
Semivolatile Organics by GC/MS - Westborough Lab						
Acenaphthene	ND		ug/kg	170	22.	1
Hexachlorobenzene	ND		ug/kg	130	24.	1
Bis(2-chloroethyl)ether	ND		ug/kg	190	29.	1
2-Chloronaphthalene	ND		ug/kg	210	21.	1
3,3'-Dichlorobenzidine	ND		ug/kg	210	56.	1
2,4-Dinitrotoluene	ND		ug/kg	210	42.	1
2,6-Dinitrotoluene	ND		ug/kg	210	36.	1
Fluoranthene	ND		ug/kg	130	24.	1
4-Chlorophenyl phenyl ether	ND		ug/kg	210	22.	1
4-Bromophenyl phenyl ether	ND		ug/kg	210	32.	1
Bis(2-chloroisopropyl)ether	ND		ug/kg	250	36.	1
Bis(2-chloroethoxy)methane	ND		ug/kg	230	21.	1
Hexachlorobutadiene	ND		ug/kg	210	31.	1
Hexachlorocyclopentadiene	ND		ug/kg	600	190	1
Hexachloroethane	ND		ug/kg	170	34.	1
Isophorone	ND		ug/kg	190	27.	1
Naphthalene	ND		ug/kg	210	26.	1
Nitrobenzene	ND		ug/kg	190	31.	1
NDPA/DPA	ND		ug/kg	170	24.	1
n-Nitrosodi-n-propylamine	ND		ug/kg	210	32.	1
Bis(2-ethylhexyl)phthalate	ND		ug/kg	210	73.	1
Butyl benzyl phthalate	ND		ug/kg	210	53.	1
Di-n-butylphthalate	ND		ug/kg	210	40.	1
Di-n-octylphthalate	ND		ug/kg	210	72.	1
Diethyl phthalate	ND		ug/kg	210	20.	1
Dimethyl phthalate	ND		ug/kg	210	44.	1
Benzo(a)anthracene	ND		ug/kg	130	24.	1
Benzo(a)pyrene	ND		ug/kg	170	51.	1

Project Name: 1111 ELMWOOD AVE. **Lab Number:** L1811485

Project Number: 0369-018-001-004-002 **Report Date:** 04/06/18

SAMPLE RESULTS

Lab ID: L1811485-13 Date Collected: 04/03/18 15:40

Client ID: SW-32 Date Received: 04/03/18

Sample Location: BUFFALO Field Prep: Not Specified

Sample Depth:

Parameter	Result	Qualifier	Units	RL	MDL	Dilution Factor
Semivolatile Organics by GC/MS - Westborough Lab						
Benzo(b)fluoranthene	ND		ug/kg	130	36.	1
Benzo(k)fluoranthene	ND		ug/kg	130	34.	1
Chrysene	ND		ug/kg	130	22.	1
Acenaphthylene	ND		ug/kg	170	32.	1
Anthracene	ND		ug/kg	130	41.	1
Benzo(ghi)perylene	ND		ug/kg	170	25.	1
Fluorene	ND		ug/kg	210	20.	1
Phenanthrene	ND		ug/kg	130	26.	1
Dibenzo(a,h)anthracene	ND		ug/kg	130	24.	1
Indeno(1,2,3-cd)pyrene	ND		ug/kg	170	29.	1
Pyrene	ND		ug/kg	130	21.	1
Biphenyl	ND		ug/kg	480	49.	1
4-Chloroaniline	ND		ug/kg	210	38.	1
2-Nitroaniline	ND		ug/kg	210	41.	1
3-Nitroaniline	ND		ug/kg	210	40.	1
4-Nitroaniline	ND		ug/kg	210	87.	1
Dibenzofuran	ND		ug/kg	210	20.	1
2-Methylnaphthalene	ND		ug/kg	250	25.	1
1,2,4,5-Tetrachlorobenzene	ND		ug/kg	210	22.	1
Acetophenone	ND		ug/kg	210	26.	1
2,4,6-Trichlorophenol	ND		ug/kg	130	40.	1
p-Chloro-m-cresol	ND		ug/kg	210	31.	1
2-Chlorophenol	ND		ug/kg	210	25.	1
2,4-Dichlorophenol	ND		ug/kg	190	34.	1
2,4-Dimethylphenol	ND		ug/kg	210	70.	1
2-Nitrophenol	ND		ug/kg	460	79.	1
4-Nitrophenol	ND		ug/kg	300	86.	1
2,4-Dinitrophenol	ND		ug/kg	1000	98.	1
4,6-Dinitro-o-cresol	ND		ug/kg	550	100	1
Pentachlorophenol	ND		ug/kg	170	46.	1
Phenol	ND		ug/kg	210	32.	1
2-Methylphenol	ND		ug/kg	210	33.	1
3-Methylphenol/4-Methylphenol	ND		ug/kg	300	33.	1
2,4,5-Trichlorophenol	ND		ug/kg	210	40.	1
Carbazole	ND		ug/kg	210	20.	1
Atrazine	ND		ug/kg	170	74.	1
Benzaldehyde	ND		ug/kg	280	57.	1

Project Name: 1111 ELMWOOD AVE. **Lab Number:** L1811485

Project Number: 0369-018-001-004-002 **Report Date:** 04/06/18

SAMPLE RESULTS

Lab ID: L1811485-13 Date Collected: 04/03/18 15:40

Client ID: SW-32 Date Received: 04/03/18

Sample Location: BUFFALO Field Prep: Not Specified

Sample Depth:

Parameter	Result	Qualifier	Units	RL	MDL	Dilution Factor
Semivolatile Organics by GC/MS - Westborough Lab						
Caprolactam	ND		ug/kg	210	64.	1
2,3,4,6-Tetrachlorophenol	ND		ug/kg	210	43.	1

Surrogate	% Recovery	Qualifier	Acceptance Criteria
2-Fluorophenol	67		25-120
Phenol-d6	74		10-120
Nitrobenzene-d5	69		23-120
2-Fluorobiphenyl	74		30-120
2,4,6-Tribromophenol	86		10-136
4-Terphenyl-d14	76		18-120

Project Name: 1111 ELMWOOD AVE.
Project Number: 0369-018-001-004-00

Lab Number: L1811485
Report Date: 04/06/18

Method Blank Analysis
Batch Quality Control

Analytical Method: 1,8270D
Analytical Date: 04/04/18 22:47
Analyst: EK

Extraction Method: EPA 3546
Extraction Date: 04/04/18 09:11

Parameter	Result	Qualifier	Units	RL	MDL
Semivolatile Organics by GC/MS - Westborough Lab for sample(s): 01-13 Batch: WG1103348-1					
Acenaphthene	ND		ug/kg	130	17.
Hexachlorobenzene	ND		ug/kg	99	18.
Bis(2-chloroethyl)ether	ND		ug/kg	150	22.
2-Chloronaphthalene	ND		ug/kg	160	16.
3,3'-Dichlorobenzidine	ND		ug/kg	160	44.
2,4-Dinitrotoluene	ND		ug/kg	160	33.
2,6-Dinitrotoluene	ND		ug/kg	160	28.
Fluoranthene	ND		ug/kg	99	19.
4-Chlorophenyl phenyl ether	ND		ug/kg	160	18.
4-Bromophenyl phenyl ether	ND		ug/kg	160	25.
Bis(2-chloroisopropyl)ether	ND		ug/kg	200	28.
Bis(2-chloroethoxy)methane	ND		ug/kg	180	16.
Hexachlorobutadiene	ND		ug/kg	160	24.
Hexachlorocyclopentadiene	ND		ug/kg	470	150
Hexachloroethane	ND		ug/kg	130	27.
Isophorone	ND		ug/kg	150	21.
Naphthalene	ND		ug/kg	160	20.
Nitrobenzene	ND		ug/kg	150	24.
NDPA/DPA	ND		ug/kg	130	19.
n-Nitrosodi-n-propylamine	ND		ug/kg	160	25.
Bis(2-ethylhexyl)phthalate	ND		ug/kg	160	57.
Butyl benzyl phthalate	ND		ug/kg	160	41.
Di-n-butylphthalate	ND		ug/kg	160	31.
Di-n-octylphthalate	ND		ug/kg	160	56.
Diethyl phthalate	ND		ug/kg	160	15.
Dimethyl phthalate	ND		ug/kg	160	34.
Benzo(a)anthracene	ND		ug/kg	99	18.
Benzo(a)pyrene	ND		ug/kg	130	40.
Benzo(b)fluoranthene	ND		ug/kg	99	28.

Project Name: 1111 ELMWOOD AVE.
Project Number: 0369-018-001-004-00

Lab Number: L1811485
Report Date: 04/06/18

Method Blank Analysis
Batch Quality Control

Analytical Method: 1,8270D
Analytical Date: 04/04/18 22:47
Analyst: EK

Extraction Method: EPA 3546
Extraction Date: 04/04/18 09:11

Parameter	Result	Qualifier	Units	RL	MDL
Semivolatile Organics by GC/MS - Westborough Lab for sample(s): 01-13 Batch: WG1103348-1					
Benzo(k)fluoranthene	ND		ug/kg	99	26.
Chrysene	ND		ug/kg	99	17.
Acenaphthylene	ND		ug/kg	130	25.
Anthracene	ND		ug/kg	99	32.
Benzo(ghi)perylene	ND		ug/kg	130	19.
Fluorene	ND		ug/kg	160	16.
Phenanthrene	ND		ug/kg	99	20.
Dibenzo(a,h)anthracene	ND		ug/kg	99	19.
Indeno(1,2,3-cd)pyrene	ND		ug/kg	130	23.
Pyrene	ND		ug/kg	99	16.
Biphenyl	ND		ug/kg	380	38.
4-Chloroaniline	ND		ug/kg	160	30.
2-Nitroaniline	ND		ug/kg	160	32.
3-Nitroaniline	ND		ug/kg	160	31.
4-Nitroaniline	ND		ug/kg	160	68.
Dibenzofuran	ND		ug/kg	160	16.
2-Methylnaphthalene	ND		ug/kg	200	20.
1,2,4,5-Tetrachlorobenzene	ND		ug/kg	160	17.
Acetophenone	ND		ug/kg	160	20.
2,4,6-Trichlorophenol	ND		ug/kg	99	31.
p-Chloro-m-cresol	ND		ug/kg	160	24.
2-Chlorophenol	ND		ug/kg	160	19.
2,4-Dichlorophenol	ND		ug/kg	150	26.
2,4-Dimethylphenol	ND		ug/kg	160	54.
2-Nitrophenol	ND		ug/kg	360	62.
4-Nitrophenol	ND		ug/kg	230	67.
2,4-Dinitrophenol	ND		ug/kg	790	77.
4,6-Dinitro-o-cresol	ND		ug/kg	430	79.
Pentachlorophenol	ND		ug/kg	130	36.

Project Name: 1111 ELMWOOD AVE.
Project Number: 0369-018-001-004-00

Lab Number: L1811485
Report Date: 04/06/18

Method Blank Analysis
Batch Quality Control

Analytical Method: 1,8270D
Analytical Date: 04/04/18 22:47
Analyst: EK

Extraction Method: EPA 3546
Extraction Date: 04/04/18 09:11

Parameter	Result	Qualifier	Units	RL	MDL
Semivolatile Organics by GC/MS - Westborough Lab for sample(s): 01-13 Batch: WG1103348-1					
Phenol	ND		ug/kg	160	25.
2-Methylphenol	ND		ug/kg	160	26.
3-Methylphenol/4-Methylphenol	ND		ug/kg	240	26.
2,4,5-Trichlorophenol	ND		ug/kg	160	32.
Carbazole	ND		ug/kg	160	16.
Atrazine	ND		ug/kg	130	58.
Benzaldehyde	ND		ug/kg	220	44.
Caprolactam	ND		ug/kg	160	50.
2,3,4,6-Tetrachlorophenol	ND		ug/kg	160	33.
Tentatively Identified Compounds					
No Tentatively Identified Compounds	ND		ug/kg		

Surrogate	%Recovery	Qualifier	Acceptance Criteria
2-Fluorophenol	84		25-120
Phenol-d6	90		10-120
Nitrobenzene-d5	82		23-120
2-Fluorobiphenyl	85		30-120
2,4,6-Tribromophenol	82		10-136
4-Terphenyl-d14	89		18-120

Lab Control Sample Analysis

Batch Quality Control

Project Name: 1111 ELMWOOD AVE.

Project Number: 0369-018-001-004-002

Lab Number: L1811485

Report Date: 04/06/18

Parameter	LCS %Recovery	Qual	LCSD %Recovery	Qual	%Recovery Limits	RPD	Qual	RPD Limits
Semivolatile Organics by GC/MS - Westborough Lab Associated sample(s): 01-13 Batch: WG1103348-2 WG1103348-3								
Acenaphthene	86		89		31-137	3		50
Hexachlorobenzene	88		90		40-140	2		50
Bis(2-chloroethyl)ether	77		82		40-140	6		50
2-Chloronaphthalene	87		90		40-140	3		50
3,3'-Dichlorobenzidine	73		76		40-140	4		50
2,4-Dinitrotoluene	94		95		40-132	1		50
2,6-Dinitrotoluene	91		92		40-140	1		50
Fluoranthene	92		95		40-140	3		50
4-Chlorophenyl phenyl ether	87		90		40-140	3		50
4-Bromophenyl phenyl ether	87		91		40-140	4		50
Bis(2-chloroisopropyl)ether	92		93		40-140	1		50
Bis(2-chloroethoxy)methane	82		81		40-117	1		50
Hexachlorobutadiene	89		92		40-140	3		50
Hexachlorocyclopentadiene	68		73		40-140	7		50
Hexachloroethane	84		82		40-140	2		50
Isophorone	87		82		40-140	6		50
Naphthalene	83		86		40-140	4		50
Nitrobenzene	88		86		40-140	2		50
NDPA/DPA	91		95		36-157	4		50
n-Nitrosodi-n-propylamine	87		84		32-121	4		50
Bis(2-ethylhexyl)phthalate	105		109		40-140	4		50
Butyl benzyl phthalate	102		106		40-140	4		50
Di-n-butylphthalate	100		104		40-140	4		50

Lab Control Sample Analysis

Batch Quality Control

Project Name: 1111 ELMWOOD AVE.

Project Number: 0369-018-001-004-002

Lab Number: L1811485

Report Date: 04/06/18

Parameter	LCS %Recovery	Qual	LCSD %Recovery	Qual	%Recovery Limits	RPD	Qual	RPD Limits
Semivolatile Organics by GC/MS - Westborough Lab Associated sample(s): 01-13 Batch: WG1103348-2 WG1103348-3								
Di-n-octylphthalate	103		106		40-140	3		50
Diethyl phthalate	96		97		40-140	1		50
Dimethyl phthalate	89		91		40-140	2		50
Benzo(a)anthracene	91		94		40-140	3		50
Benzo(a)pyrene	94		98		40-140	4		50
Benzo(b)fluoranthene	92		100		40-140	8		50
Benzo(k)fluoranthene	94		91		40-140	3		50
Chrysene	95		95		40-140	0		50
Acenaphthylene	90		91		40-140	1		50
Anthracene	91		98		40-140	7		50
Benzo(ghi)perylene	93		96		40-140	3		50
Fluorene	88		91		40-140	3		50
Phenanthrene	90		95		40-140	5		50
Dibenzo(a,h)anthracene	91		95		40-140	4		50
Indeno(1,2,3-cd)pyrene	94		98		40-140	4		50
Pyrene	88		92		35-142	4		50
Biphenyl	88		88		54-104	0		50
4-Chloroaniline	82		82		40-140	0		50
2-Nitroaniline	93		95		47-134	2		50
3-Nitroaniline	69		73		26-129	6		50
4-Nitroaniline	83		86		41-125	4		50
Dibenzofuran	88		89		40-140	1		50
2-Methylnaphthalene	81		83		40-140	2		50

Lab Control Sample Analysis

Batch Quality Control

Project Name: 1111 ELMWOOD AVE.

Project Number: 0369-018-001-004-002

Lab Number: L1811485

Report Date: 04/06/18

Parameter	LCS %Recovery	Qual	LCSD %Recovery	Qual	%Recovery Limits	RPD	Qual	RPD Limits
Semivolatile Organics by GC/MS - Westborough Lab Associated sample(s): 01-13 Batch: WG1103348-2 WG1103348-3								
1,2,4,5-Tetrachlorobenzene	90		92		40-117	2		50
Acetophenone	87		87		14-144	0		50
2,4,6-Trichlorophenol	91		93		30-130	2		50
p-Chloro-m-cresol	98		99		26-103	1		50
2-Chlorophenol	88		87		25-102	1		50
2,4-Dichlorophenol	91		88		30-130	3		50
2,4-Dimethylphenol	94		92		30-130	2		50
2-Nitrophenol	86		86		30-130	0		50
4-Nitrophenol	94		92		11-114	2		50
2,4-Dinitrophenol	74		61		4-130	19		50
4,6-Dinitro-o-cresol	94		98		10-130	4		50
Pentachlorophenol	67		63		17-109	6		50
Phenol	85		86		26-90	1		50
2-Methylphenol	92		95		30-130.	3		50
3-Methylphenol/4-Methylphenol	93		94		30-130	1		50
2,4,5-Trichlorophenol	98		101		30-130	3		50
Carbazole	91		95		54-128	4		50
Atrazine	91		96		40-140	5		50
Benzaldehyde	67		71		40-140	6		50
Caprolactam	112		114		15-130	2		50
2,3,4,6-Tetrachlorophenol	93		103		40-140	10		50

Lab Control Sample Analysis

Batch Quality Control

Project Name: 1111 ELMWOOD AVE.

Project Number: 0369-018-001-004-002

Lab Number: L1811485

Report Date: 04/06/18

Parameter	LCS %Recovery	Qual	LCSD %Recovery	Qual	%Recovery Limits	RPD	Qual	RPD Limits
Semivolatile Organics by GC/MS - Westborough Lab Associated sample(s): 01-13 Batch: WG1103348-2 WG1103348-3								

Surrogate	LCS %Recovery	Qual	LCSD %Recovery	Qual	Acceptance Criteria
2-Fluorophenol	90		90		25-120
Phenol-d6	98		102		10-120
Nitrobenzene-d5	90		90		23-120
2-Fluorobiphenyl	97		100		30-120
2,4,6-Tribromophenol	96		101		10-136
4-Terphenyl-d14	98		104		18-120

Matrix Spike Analysis

Batch Quality Control

Project Name: 1111 ELMWOOD AVE.

Project Number: 0369-018-001-004-002

Lab Number: L1811485

Report Date: 04/06/18

Parameter	Native Sample	MS Added	MS Found	MS %Recovery	Qual	MSD Found	MSD %Recovery	Qual	Recovery Limits	RPD	Qual	RPD Limits
Semivolatile Organics by GC/MS - Westborough Lab Associated sample(s): 01-13 QC Batch ID: WG1103348-4 WG1103348-5 QC Sample: L1811485-06 Client ID: SW-25												
Acenaphthene	ND	1900	1800	95		1600	86		31-137	12		50
Hexachlorobenzene	ND	1900	1700	89		1500	80		40-140	13		50
Bis(2-chloroethyl)ether	ND	1900	1700	89		1600	86		40-140	6		50
2-Chloronaphthalene	ND	1900	1700	89		1500	80		40-140	13		50
3,3'-Dichlorobenzidine	ND	1900	1300	68		1200	64		40-140	8		50
2,4-Dinitrotoluene	ND	1900	1800	95		1600	86		40-132	12		50
2,6-Dinitrotoluene	ND	1900	1800	95		1500	80		40-140	18		50
Fluoranthene	290	1900	4000	**200**	Q	2200	100		40-140	**58**	Q	50
4-Chlorophenyl phenyl ether	ND	1900	1700	89		1500	80		40-140	13		50
4-Bromophenyl phenyl ether	ND	1900	1700	89		1400	75		40-140	19		50
Bis(2-chloroisopropyl)ether	ND	1900	1900	100		1800	96		40-140	5		50
Bis(2-chloroethoxy)methane	ND	1900	1700	89		1500	80		40-117	13		50
Hexachlorobutadiene	ND	1900	1800	95		1600	86		40-140	12		50
Hexachlorocyclopentadiene	ND	1900	1400	74		1200	64		40-140	15		50
Hexachloroethane	ND	1900	1800	95		1600	86		40-140	12		50
Isophorone	ND	1900	1700	89		1600	86		40-140	6		50
Naphthalene	ND	1900	1700	89		1500	80		40-140	13		50
Nitrobenzene	ND	1900	1800	95		1600	86		40-140	12		50
NDPA/DPA	ND	1900	1800	95		1600	86		36-157	12		50
n-Nitrosodi-n-propylamine	ND	1900	1800	95		1600	86		32-121	12		50
Bis(2-ethylhexyl)phthalate	ND	1900	2000	110		1800	96		40-140	11		50
Butyl benzyl phthalate	ND	1900	1900	100		1700	91		40-140	11		50
Di-n-butylphthalate	ND	1900	1900	100		1700	91		40-140	11		50

Matrix Spike Analysis

Batch Quality Control

Project Name: 1111 ELMWOOD AVE.

Project Number: 0369-018-001-004-002

Lab Number: L1811485

Report Date: 04/06/18

Parameter	Native Sample	MS Added	MS Found	MS %Recovery	Qual	MSD Found	MSD %Recovery	Qual	Recovery Limits	RPD	Qual	RPD Limits
Semivolatile Organics by GC/MS - Westborough Lab Associated sample(s): 01-13 QC Batch ID: WG1103348-4 WG1103348-5 QC Sample: L1811485-06 Client ID: SW-25												
Di-n-octylphthalate	ND	1900	2000	110		1700	91		40-140	16		50
Diethyl phthalate	ND	1900	1800	95		1600	86		40-140	12		50
Dimethyl phthalate	ND	1900	1700	89		1500	80		40-140	13		50
Benzo(a)anthracene	120J	1900	2600	140		1800	96		40-140	36		50
Benzo(a)pyrene	130J	1900	2500	130		1800	96		40-140	33		50
Benzo(b)fluoranthene	190	1900	2700	130		1900	91		40-140	35		50
Benzo(k)fluoranthene	72.J	1900	2100	110		1600	86		40-140	27		50
Chrysene	150	1900	2700	130		1900	94		40-140	35		50
Acenaphthylene	ND	1900	1800	95		1600	86		40-140	12		50
Anthracene	ND	1900	2200	120		1600	86		40-140	32		50
Benzo(ghi)perylene	84.J	1900	2100	110		1600	86		40-140	27		50
Fluorene	ND	1900	1900	100		1600	86		40-140	17		50
Phenanthrene	190	1900	3600	**180**	Q	2100	100		40-140	**53**	Q	50
Dibenzo(a,h)anthracene	ND	1900	1700	89		1500	80		40-140	13		50
Indeno(1,2,3-cd)pyrene	100J	1900	2200	120		1700	91		40-140	26		50
Pyrene	230	1900	3400	**170**	Q	2000	95		35-142	**52**	Q	50
Biphenyl	ND	1900	1800	95		1500	80		54-104	18		50
4-Chloroaniline	ND	1900	1600	84		1500	80		40-140	6		50
2-Nitroaniline	ND	1900	1800	95		1600	86		47-134	12		50
3-Nitroaniline	ND	1900	1400	74		1300	70		26-129	7		50
4-Nitroaniline	ND	1900	1600	84		1400	75		41-125	13		50
Dibenzofuran	ND	1900	1800	95		1500	80		40-140	18		50
2-Methylnaphthalene	ND	1900	1600	84		1400	75		40-140	13		50

Matrix Spike Analysis

Batch Quality Control

Project Name: 1111 ELMWOOD AVE.
Project Number: 0369-018-001-004-002

Lab Number: L1811485
Report Date: 04/06/18

Parameter	Native Sample	MS Added	MS Found	MS %Recovery	Qual	MSD Found	MSD %Recovery	Qual	Recovery Limits	RPD	Qual	RPD Limits
Semivolatile Organics by GC/MS - Westborough Lab Associated sample(s): 01-13 QC Batch ID: WG1103348-4 WG1103348-5 QC Sample: L1811485-06 Client ID: SW-25												
1,2,4,5-Tetrachlorobenzene	ND	1900	1800	95		1600	86		40-117	12		50
Acetophenone	ND	1900	1800	95		1600	86		14-144	12		50
2,4,6-Trichlorophenol	ND	1900	1800	95		1500	80		30-130	18		50
p-Chloro-m-cresol	ND	1900	1900	100		1700	91		26-103	11		50
2-Chlorophenol	ND	1900	1800	95		1600	86		25-102	12		50
2,4-Dichlorophenol	ND	1900	1900	100		1700	91		30-130	11		50
2,4-Dimethylphenol	ND	1900	1800	95		1600	86		30-130	12		50
2-Nitrophenol	ND	1900	1800	95		1700	91		30-130	6		50
4-Nitrophenol	ND	1900	1700	89		1600	86		11-114	6		50
2,4-Dinitrophenol	ND	1900	480J	25		400J	21		4-130	18		50
4,6-Dinitro-o-cresol	ND	1900	1600	84		1500	80		10-130	6		50
Pentachlorophenol	ND	1900	1400	74		1200	64		17-109	15		50
Phenol	ND	1900	1700	89		1500	80		26-90	13		50
2-Methylphenol	ND	1900	1900	100		1700	91		30-130.	11		50
3-Methylphenol/4-Methylphenol	ND	1900	1900	100		1700	91		30-130	11		50
2,4,5-Trichlorophenol	ND	1900	1900	100		1700	91		30-130	11		50
Carbazole	27.J	1900	2000	110		1600	86		54-128	22		50
Atrazine	ND	1900	1800	95		1600	86		40-140	12		50
Benzaldehyde	ND	1900	1500	79		1200	64		40-140	22		50
Caprolactam	ND	1900	1900	100		1600	86		15-130	17		50
2,3,4,6-Tetrachlorophenol	ND	1900	1900	100		1700	91		40-140	11		50

Matrix Spike Analysis

Batch Quality Control

Project Name: 1111 ELMWOOD AVE.

Project Number: 0369-018-001-004-002

Lab Number: L1811485

Report Date: 04/06/18

Parameter	Native Sample	MS Added	MS Found	MS %Recovery	Qual	MSD Found	MSD %Recovery	Qual	Recovery Limits	RPD	Qual	RPD Limits
Semivolatile Organics by GC/MS - Westborough Lab Associated sample(s): 01-13 QC Batch ID: WG1103348-4 WG1103348-5 QC Sample: L1811485-06 Client ID: SW-25												

Surrogate	MS % Recovery	MS Qualifier	MSD % Recovery	MSD Qualifier	Acceptance Criteria
2,4,6-Tribromophenol	95		86		10-136
2-Fluorobiphenyl	93		83		30-120
2-Fluorophenol	92		83		25-120
4-Terphenyl-d14	92		85		18-120
Nitrobenzene-d5	92		88		23-120
Phenol-d6	95		89		10-120

Matrix Spike Analysis

Batch Quality Control

Project Name: 1111 ELMWOOD AVE.

Project Number: 0369-018-001-004-002

Lab Number: L1811485

Report Date: 04/06/18

Parameter	Native Sample	MS Added	MS Found	MS %Recovery	Qual	MSD Found	MSD %Recovery	Qual	Recovery Limits	RPD	Qual	RPD Limits
Semivolatile Organics by GC/MS - Westborough Lab Associated sample(s): 01-13 QC Batch ID: WG1103348-6 WG1103348-7 QC Sample: L1811485-13 Client ID: SW-32												
Acenaphthene	ND	1670	1200	72		1200	72		31-137	0		50
Hexachlorobenzene	ND	1670	1200	72		1100	66		40-140	9		50
Bis(2-chloroethyl)ether	ND	1670	1200	72		1200	72		40-140	0		50
2-Chloronaphthalene	ND	1670	1200	72		1200	72		40-140	0		50
3,3'-Dichlorobenzidine	ND	1670	960	57		880	53		40-140	9		50
2,4-Dinitrotoluene	ND	1670	1300	78		1300	78		40-132	0		50
2,6-Dinitrotoluene	ND	1670	1200	72		1300	78		40-140	8		50
Fluoranthene	ND	1670	1200	72		1200	72		40-140	0		50
4-Chlorophenyl phenyl ether	ND	1670	1200	72		1200	72		40-140	0		50
4-Bromophenyl phenyl ether	ND	1670	1200	72		1200	72		40-140	0		50
Bis(2-chloroisopropyl)ether	ND	1670	1400	84		1400	84		40-140	0		50
Bis(2-chloroethoxy)methane	ND	1670	1200	72		1200	72		40-117	0		50
Hexachlorobutadiene	ND	1670	1300	78		1300	78		40-140	0		50
Hexachlorocyclopentadiene	ND	1670	930	56		940	56		40-140	1		50
Hexachloroethane	ND	1670	1300	78		1200	72		40-140	8		50
Isophorone	ND	1670	1200	72		1200	72		40-140	0		50
Naphthalene	ND	1670	1200	72		1200	72		40-140	0		50
Nitrobenzene	ND	1670	1300	78		1300	78		40-140	0		50
NDPA/DPA	ND	1670	1300	78		1300	78		36-157	0		50
n-Nitrosodi-n-propylamine	ND	1670	1300	78		1300	78		32-121	0		50
Bis(2-ethylhexyl)phthalate	ND	1670	1400	84		1400	84		40-140	0		50
Butyl benzyl phthalate	ND	1670	1300	78		1400	84		40-140	7		50
Di-n-butylphthalate	ND	1670	1300	78		1300	78		40-140	0		50

Matrix Spike Analysis

Batch Quality Control

Project Name: 1111 ELMWOOD AVE.

Project Number: 0369-018-001-004-002

Lab Number: L1811485

Report Date: 04/06/18

Parameter	Native Sample	MS Added	MS Found	MS %Recovery	Qual	MSD Found	MSD %Recovery	Qual	Recovery Limits	RPD	Qual	RPD Limits
Semivolatile Organics by GC/MS - Westborough Lab Associated sample(s): 01-13 QC Batch ID: WG1103348-6 WG1103348-7 QC Sample: L1811485-13 Client ID: SW-32												
Di-n-octylphthalate	ND	1670	1400	84		1400	84		40-140	0		50
Diethyl phthalate	ND	1670	1300	78		1300	78		40-140	0		50
Dimethyl phthalate	ND	1670	1200	72		1200	72		40-140	0		50
Benzo(a)anthracene	ND	1670	1200	72		1200	72		40-140	0		50
Benzo(a)pyrene	ND	1670	1200	72		1200	72		40-140	0		50
Benzo(b)fluoranthene	ND	1670	1200	72		1200	72		40-140	0		50
Benzo(k)fluoranthene	ND	1670	1200	72		1200	72		40-140	0		50
Chrysene	ND	1670	1300	78		1300	78		40-140	0		50
Acenaphthylene	ND	1670	1200	72		1200	72		40-140	0		50
Anthracene	ND	1670	1200	72		1200	72		40-140	0		50
Benzo(ghi)perylene	ND	1670	1200	72		1200	72		40-140	0		50
Fluorene	ND	1670	1200	72		1200	72		40-140	0		50
Phenanthrene	ND	1670	1200	72		1200	72		40-140	0		50
Dibenzo(a,h)anthracene	ND	1670	1200	72		1200	72		40-140	0		50
Indeno(1,2,3-cd)pyrene	ND	1670	1200	72		1200	72		40-140	0		50
Pyrene	ND	1670	1200	72		1200	72		35-142	0		50
Biphenyl	ND	1670	1200	72		1200	72		54-104	0		50
4-Chloroaniline	ND	1670	1100	66		1200	72		40-140	9		50
2-Nitroaniline	ND	1670	1300	78		1300	78		47-134	0		50
3-Nitroaniline	ND	1670	1000	60		1000	60		26-129	0		50
4-Nitroaniline	ND	1670	1200	72		1200	72		41-125	0		50
Dibenzofuran	ND	1670	1200	72		1200	72		40-140	0		50
2-Methylnaphthalene	ND	1670	1100	66		1200	72		40-140	9		50

Matrix Spike Analysis

Batch Quality Control

Project Name: 1111 ELMWOOD AVE.

Project Number: 0369-018-001-004-002

Lab Number: L1811485

Report Date: 04/06/18

Parameter	Native Sample	MS Added	MS Found	MS %Recovery	Qual	MSD Found	MSD %Recovery	Qual	Recovery Limits	RPD	Qual	RPD Limits
Semivolatile Organics by GC/MS - Westborough Lab Associated sample(s): 01-13 QC Batch ID: WG1103348-6 WG1103348-7 QC Sample: L1811485-13 Client ID: SW-32												
1,2,4,5-Tetrachlorobenzene	ND	1670	1200	72		1300	78		40-117	8		50
Acetophenone	ND	1670	1300	78		1300	78		14-144	0		50
2,4,6-Trichlorophenol	ND	1670	1300	78		1200	72		30-130	8		50
p-Chloro-m-cresol	ND	1670	1400	84		1400	84		26-103	0		50
2-Chlorophenol	ND	1670	1300	78		1300	78		25-102	0		50
2,4-Dichlorophenol	ND	1670	1300	78		1400	84		30-130	7		50
2,4-Dimethylphenol	ND	1670	1300	78		1300	78		30-130	0		50
2-Nitrophenol	ND	1670	1300	78		1300	78		30-130	0		50
4-Nitrophenol	ND	1670	1300	78		1200	72		11-114	8		50
2,4-Dinitrophenol	ND	1670	210J	13		ND	**0**	Q	4-130	NC		50
4,6-Dinitro-o-cresol	ND	1670	1100	66		870	52		10-130	23		50
Pentachlorophenol	ND	1670	890	53		800	48		17-109	11		50
Phenol	ND	1670	1200	72		1200	72		26-90	0		50
2-Methylphenol	ND	1670	1300	78		1300	78		30-130.	0		50
3-Methylphenol/4-Methylphenol	ND	1670	1400	84		1400	84		30-130	0		50
2,4,5-Trichlorophenol	ND	1670	1400	84		1300	78		30-130	7		50
Carbazole	ND	1670	1200	72		1300	78		54-128	8		50
Atrazine	ND	1670	1300	78		1300	78		40-140	0		50
Benzaldehyde	ND	1670	1000	60		1000	60		40-140	0		50
Caprolactam	ND	1670	1400	84		1400	84		15-130	0		50
2,3,4,6-Tetrachlorophenol	ND	1670	1300	78		1300	78		40-140	0		50

Matrix Spike Analysis

Batch Quality Control

Project Name: 1111 ELMWOOD AVE.

Project Number: 0369-018-001-004-002

Lab Number: L1811485

Report Date: 04/06/18

Parameter	Native Sample	MS Added	MS Found	MS %Recovery	Qual	MSD Found	MSD %Recovery	Qual	Recovery Limits	RPD	Qual	RPD Limits
Semivolatile Organics by GC/MS - Westborough Lab Associated sample(s): 01-13 QC Batch ID: WG1103348-6 WG1103348-7 QC Sample: L1811485-13 Client ID: SW-32												

Surrogate	MS % Recovery	MS Qualifier	MSD % Recovery	MSD Qualifier	Acceptance Criteria
2,4,6-Tribromophenol	75		75		10-136
2-Fluorobiphenyl	72		75		30-120
2-Fluorophenol	76		76		25-120
4-Terphenyl-d14	72		75		18-120
Nitrobenzene-d5	76		78		23-120
Phenol-d6	80		80		10-120

METALS

Project Name: 1111 ELMWOOD AVE.
Lab Number: L1811485
Project Number: 0369-018-001-004-002
Report Date: 04/06/18

SAMPLE RESULTS

Lab ID: L1811485-01
Client ID: SW-21
Sample Location: BUFFALO
Date Collected: 04/03/18 10:25
Date Received: 04/03/18
Field Prep: Not Specified

Sample Depth:
Matrix: Soil
Percent Solids: 78%

Parameter	Result	Qualifier	Units	RL	MDL	Dilution Factor	Date Prepared	Date Analyzed	Prep Method	Analytical Method	Analyst
Total Metals - Mansfield Lab											
Aluminum, Total	13200		mg/kg	9.72	2.62	2	04/04/18 18:19	04/05/18 10:01	EPA 3050B	1,6010C	PE
Antimony, Total	ND		mg/kg	4.86	0.369	2	04/04/18 18:19	04/05/18 10:01	EPA 3050B	1,6010C	PE
Arsenic, Total	5.92		mg/kg	0.972	0.202	2	04/04/18 18:19	04/05/18 10:01	EPA 3050B	1,6010C	PE
Barium, Total	256		mg/kg	0.972	0.169	2	04/04/18 18:19	04/05/18 10:01	EPA 3050B	1,6010C	PE
Beryllium, Total	0.602		mg/kg	0.486	0.032	2	04/04/18 18:19	04/05/18 10:01	EPA 3050B	1,6010C	PE
Cadmium, Total	1.00		mg/kg	0.972	0.095	2	04/04/18 18:19	04/05/18 10:01	EPA 3050B	1,6010C	PE
Calcium, Total	9220		mg/kg	9.72	3.40	2	04/04/18 18:19	04/05/18 10:01	EPA 3050B	1,6010C	PE
Chromium, Total	21.2		mg/kg	0.972	0.093	2	04/04/18 18:19	04/05/18 10:01	EPA 3050B	1,6010C	PE
Cobalt, Total	9.98		mg/kg	1.94	0.161	2	04/04/18 18:19	04/05/18 10:01	EPA 3050B	1,6010C	PE
Copper, Total	37.0		mg/kg	0.972	0.251	2	04/04/18 18:19	04/05/18 10:01	EPA 3050B	1,6010C	PE
Iron, Total	21600		mg/kg	4.86	0.877	2	04/04/18 18:19	04/05/18 10:01	EPA 3050B	1,6010C	PE
Lead, Total	178		mg/kg	4.86	0.260	2	04/04/18 18:19	04/05/18 10:01	EPA 3050B	1,6010C	PE
Magnesium, Total	6470		mg/kg	9.72	1.50	2	04/04/18 18:19	04/05/18 10:01	EPA 3050B	1,6010C	PE
Manganese, Total	476		mg/kg	0.972	0.154	2	04/04/18 18:19	04/05/18 10:01	EPA 3050B	1,6010C	PE
Mercury, Total	0.452		mg/kg	0.081	0.017	1	04/05/18 07:30	04/05/18 15:07	EPA 7471B	1,7471B	MG
Nickel, Total	20.3		mg/kg	2.43	0.235	2	04/04/18 18:19	04/05/18 10:01	EPA 3050B	1,6010C	PE
Potassium, Total	1230		mg/kg	243	14.0	2	04/04/18 18:19	04/05/18 10:01	EPA 3050B	1,6010C	PE
Selenium, Total	1.33	J	mg/kg	1.94	0.251	2	04/04/18 18:19	04/05/18 10:01	EPA 3050B	1,6010C	PE
Silver, Total	6.86		mg/kg	0.972	0.275	2	04/04/18 18:19	04/05/18 10:01	EPA 3050B	1,6010C	PE
Sodium, Total	75.3	J	mg/kg	194	3.06	2	04/04/18 18:19	04/05/18 10:01	EPA 3050B	1,6010C	PE
Thallium, Total	ND		mg/kg	1.94	0.306	2	04/04/18 18:19	04/05/18 10:01	EPA 3050B	1,6010C	PE
Vanadium, Total	25.3		mg/kg	0.972	0.197	2	04/04/18 18:19	04/05/18 10:01	EPA 3050B	1,6010C	PE
Zinc, Total	240		mg/kg	4.86	0.285	2	04/04/18 18:19	04/05/18 10:01	EPA 3050B	1,6010C	PE

Project Name: 1111 ELMWOOD AVE.
Lab Number: L1811485
Project Number: 0369-018-001-004-002
Report Date: 04/06/18

SAMPLE RESULTS

Lab ID: L1811485-02
Client ID: SW-22
Sample Location: BUFFALO
Date Collected: 04/03/18 10:30
Date Received: 04/03/18
Field Prep: Not Specified

Sample Depth:
Matrix: Soil
Percent Solids: 67%

Parameter	Result	Qualifier	Units	RL	MDL	Dilution Factor	Date Prepared	Date Analyzed	Prep Method	Analytical Method	Analyst
Total Metals - Mansfield Lab											
Aluminum, Total	7400		mg/kg	11.4	3.09	2	04/04/18 18:19	04/05/18 10:06	EPA 3050B	1,6010C	PE
Antimony, Total	ND		mg/kg	5.72	0.435	2	04/04/18 18:19	04/05/18 10:06	EPA 3050B	1,6010C	PE
Arsenic, Total	21.5		mg/kg	1.14	0.238	2	04/04/18 18:19	04/05/18 10:06	EPA 3050B	1,6010C	PE
Barium, Total	154		mg/kg	1.14	0.199	2	04/04/18 18:19	04/05/18 10:06	EPA 3050B	1,6010C	PE
Beryllium, Total	0.412	J	mg/kg	0.572	0.038	2	04/04/18 18:19	04/05/18 10:06	EPA 3050B	1,6010C	PE
Cadmium, Total	5.18		mg/kg	1.14	0.112	2	04/04/18 18:19	04/05/18 10:06	EPA 3050B	1,6010C	PE
Calcium, Total	3950		mg/kg	11.4	4.00	2	04/04/18 18:19	04/05/18 10:06	EPA 3050B	1,6010C	PE
Chromium, Total	24.0		mg/kg	1.14	0.110	2	04/04/18 18:19	04/05/18 10:06	EPA 3050B	1,6010C	PE
Cobalt, Total	8.20		mg/kg	2.29	0.190	2	04/04/18 18:19	04/05/18 10:06	EPA 3050B	1,6010C	PE
Copper, Total	91.5		mg/kg	1.14	0.295	2	04/04/18 18:19	04/05/18 10:06	EPA 3050B	1,6010C	PE
Iron, Total	25400		mg/kg	5.72	1.03	2	04/04/18 18:19	04/05/18 10:06	EPA 3050B	1,6010C	PE
Lead, Total	2400		mg/kg	5.72	0.306	2	04/04/18 18:19	04/05/18 10:06	EPA 3050B	1,6010C	PE
Magnesium, Total	2450		mg/kg	11.4	1.76	2	04/04/18 18:19	04/05/18 10:06	EPA 3050B	1,6010C	PE
Manganese, Total	536		mg/kg	1.14	0.182	2	04/04/18 18:19	04/05/18 10:06	EPA 3050B	1,6010C	PE
Mercury, Total	0.515		mg/kg	0.094	0.020	1	04/05/18 07:30	04/05/18 15:09	EPA 7471B	1,7471B	MG
Nickel, Total	38.1		mg/kg	2.86	0.277	2	04/04/18 18:19	04/05/18 10:06	EPA 3050B	1,6010C	PE
Potassium, Total	454		mg/kg	286	16.5	2	04/04/18 18:19	04/05/18 10:06	EPA 3050B	1,6010C	PE
Selenium, Total	3.08		mg/kg	2.29	0.295	2	04/04/18 18:19	04/05/18 10:06	EPA 3050B	1,6010C	PE
Silver, Total	0.652	J	mg/kg	1.14	0.324	2	04/04/18 18:19	04/05/18 10:06	EPA 3050B	1,6010C	PE
Sodium, Total	154	J	mg/kg	229	3.60	2	04/04/18 18:19	04/05/18 10:06	EPA 3050B	1,6010C	PE
Thallium, Total	0.732	J	mg/kg	2.29	0.360	2	04/04/18 18:19	04/05/18 10:06	EPA 3050B	1,6010C	PE
Vanadium, Total	20.9		mg/kg	1.14	0.232	2	04/04/18 18:19	04/05/18 10:06	EPA 3050B	1,6010C	PE
Zinc, Total	1330		mg/kg	5.72	0.335	2	04/04/18 18:19	04/05/18 10:06	EPA 3050B	1,6010C	PE

Project Name: 1111 ELMWOOD AVE.
Lab Number: L1811485
Project Number: 0369-018-001-004-002
Report Date: 04/06/18

SAMPLE RESULTS

Lab ID: L1811485-03
Client ID: SW-23
Sample Location: BUFFALO
Date Collected: 04/03/18 10:33
Date Received: 04/03/18
Field Prep: Not Specified

Sample Depth:
Matrix: Soil
Percent Solids: 70%

Parameter	Result	Qualifier	Units	RL	MDL	Dilution Factor	Date Prepared	Date Analyzed	Prep Method	Analytical Method	Analyst
Total Metals - Mansfield Lab											
Aluminum, Total	9950		mg/kg	10.8	2.91	2	04/04/18 18:19	04/05/18 10:15	EPA 3050B	1,6010C	PE
Antimony, Total	ND		mg/kg	5.39	0.410	2	04/04/18 18:19	04/05/18 10:15	EPA 3050B	1,6010C	PE
Arsenic, Total	14.1		mg/kg	1.08	0.224	2	04/04/18 18:19	04/05/18 10:15	EPA 3050B	1,6010C	PE
Barium, Total	153		mg/kg	1.08	0.188	2	04/04/18 18:19	04/05/18 10:15	EPA 3050B	1,6010C	PE
Beryllium, Total	0.528	J	mg/kg	0.539	0.036	2	04/04/18 18:19	04/05/18 10:15	EPA 3050B	1,6010C	PE
Cadmium, Total	1.70		mg/kg	1.08	0.106	2	04/04/18 18:19	04/05/18 10:15	EPA 3050B	1,6010C	PE
Calcium, Total	10500		mg/kg	10.8	3.78	2	04/04/18 18:19	04/05/18 10:15	EPA 3050B	1,6010C	PE
Chromium, Total	20.0		mg/kg	1.08	0.104	2	04/04/18 18:19	04/05/18 10:15	EPA 3050B	1,6010C	PE
Cobalt, Total	10.5		mg/kg	2.16	0.179	2	04/04/18 18:19	04/05/18 10:15	EPA 3050B	1,6010C	PE
Copper, Total	50.6		mg/kg	1.08	0.278	2	04/04/18 18:19	04/05/18 10:15	EPA 3050B	1,6010C	PE
Iron, Total	18100		mg/kg	5.39	0.974	2	04/04/18 18:19	04/05/18 10:15	EPA 3050B	1,6010C	PE
Lead, Total	1060		mg/kg	5.39	0.289	2	04/04/18 18:19	04/05/18 10:15	EPA 3050B	1,6010C	PE
Magnesium, Total	6050		mg/kg	10.8	1.66	2	04/04/18 18:19	04/05/18 10:15	EPA 3050B	1,6010C	PE
Manganese, Total	504		mg/kg	1.08	0.172	2	04/04/18 18:19	04/05/18 10:15	EPA 3050B	1,6010C	PE
Mercury, Total	0.368		mg/kg	0.092	0.019	1	04/05/18 07:30	04/05/18 15:10	EPA 7471B	1,7471B	MG
Nickel, Total	20.2		mg/kg	2.70	0.261	2	04/04/18 18:19	04/05/18 10:15	EPA 3050B	1,6010C	PE
Potassium, Total	1050		mg/kg	270	15.5	2	04/04/18 18:19	04/05/18 10:15	EPA 3050B	1,6010C	PE
Selenium, Total	1.98	J	mg/kg	2.16	0.278	2	04/04/18 18:19	04/05/18 10:15	EPA 3050B	1,6010C	PE
Silver, Total	ND		mg/kg	1.08	0.305	2	04/04/18 18:19	04/05/18 10:15	EPA 3050B	1,6010C	PE
Sodium, Total	220		mg/kg	216	3.40	2	04/04/18 18:19	04/05/18 10:15	EPA 3050B	1,6010C	PE
Thallium, Total	ND		mg/kg	2.16	0.340	2	04/04/18 18:19	04/05/18 10:15	EPA 3050B	1,6010C	PE
Vanadium, Total	23.1		mg/kg	1.08	0.219	2	04/04/18 18:19	04/05/18 10:15	EPA 3050B	1,6010C	PE
Zinc, Total	648		mg/kg	5.39	0.316	2	04/04/18 18:19	04/05/18 10:15	EPA 3050B	1,6010C	PE

Project Name: 1111 ELMWOOD AVE.
Lab Number: L1811485
Project Number: 0369-018-001-004-002
Report Date: 04/06/18

SAMPLE RESULTS

Lab ID: L1811485-04
Client ID: SW-24
Sample Location: BUFFALO
Date Collected: 04/03/18 10:41
Date Received: 04/03/18
Field Prep: Not Specified

Sample Depth:
Matrix: Soil
Percent Solids: 78%

Parameter	Result	Qualifier	Units	RL	MDL	Dilution Factor	Date Prepared	Date Analyzed	Prep Method	Analytical Method	Analyst
Total Metals - Mansfield Lab											
Aluminum, Total	15400		mg/kg	9.60	2.59	2	04/04/18 18:19	04/05/18 10:19	EPA 3050B	1,6010C	PE
Antimony, Total	ND		mg/kg	4.80	0.365	2	04/04/18 18:19	04/05/18 10:19	EPA 3050B	1,6010C	PE
Arsenic, Total	7.43		mg/kg	0.960	0.200	2	04/04/18 18:19	04/05/18 10:19	EPA 3050B	1,6010C	PE
Barium, Total	168		mg/kg	0.960	0.167	2	04/04/18 18:19	04/05/18 10:19	EPA 3050B	1,6010C	PE
Beryllium, Total	0.749		mg/kg	0.480	0.032	2	04/04/18 18:19	04/05/18 10:19	EPA 3050B	1,6010C	PE
Cadmium, Total	1.40		mg/kg	0.960	0.094	2	04/04/18 18:19	04/05/18 10:19	EPA 3050B	1,6010C	PE
Calcium, Total	9300		mg/kg	9.60	3.36	2	04/04/18 18:19	04/05/18 10:19	EPA 3050B	1,6010C	PE
Chromium, Total	22.8		mg/kg	0.960	0.092	2	04/04/18 18:19	04/05/18 10:19	EPA 3050B	1,6010C	PE
Cobalt, Total	15.3		mg/kg	1.92	0.159	2	04/04/18 18:19	04/05/18 10:19	EPA 3050B	1,6010C	PE
Copper, Total	61.1		mg/kg	0.960	0.248	2	04/04/18 18:19	04/05/18 10:19	EPA 3050B	1,6010C	PE
Iron, Total	25000		mg/kg	4.80	0.867	2	04/04/18 18:19	04/05/18 10:19	EPA 3050B	1,6010C	PE
Lead, Total	466		mg/kg	4.80	0.257	2	04/04/18 18:19	04/05/18 10:19	EPA 3050B	1,6010C	PE
Magnesium, Total	6950		mg/kg	9.60	1.48	2	04/04/18 18:19	04/05/18 10:19	EPA 3050B	1,6010C	PE
Manganese, Total	866		mg/kg	0.960	0.153	2	04/04/18 18:19	04/05/18 10:19	EPA 3050B	1,6010C	PE
Mercury, Total	0.184		mg/kg	0.081	0.017	1	04/05/18 07:30	04/05/18 15:12	EPA 7471B	1,7471B	MG
Nickel, Total	25.1		mg/kg	2.40	0.232	2	04/04/18 18:19	04/05/18 10:19	EPA 3050B	1,6010C	PE
Potassium, Total	1540		mg/kg	240	13.8	2	04/04/18 18:19	04/05/18 10:19	EPA 3050B	1,6010C	PE
Selenium, Total	1.68	J	mg/kg	1.92	0.248	2	04/04/18 18:19	04/05/18 10:19	EPA 3050B	1,6010C	PE
Silver, Total	ND		mg/kg	0.960	0.272	2	04/04/18 18:19	04/05/18 10:19	EPA 3050B	1,6010C	PE
Sodium, Total	79.0	J	mg/kg	192	3.02	2	04/04/18 18:19	04/05/18 10:19	EPA 3050B	1,6010C	PE
Thallium, Total	0.701	J	mg/kg	1.92	0.302	2	04/04/18 18:19	04/05/18 10:19	EPA 3050B	1,6010C	PE
Vanadium, Total	26.6		mg/kg	0.960	0.195	2	04/04/18 18:19	04/05/18 10:19	EPA 3050B	1,6010C	PE
Zinc, Total	227		mg/kg	4.80	0.281	2	04/04/18 18:19	04/05/18 10:19	EPA 3050B	1,6010C	PE

Project Name: 1111 ELMWOOD AVE. **Lab Number:** L1811485

Project Number: 0369-018-001-004-002 **Report Date:** 04/06/18

SAMPLE RESULTS

Lab ID: L1811485-05 Date Collected: 04/03/18 12:00

Client ID: BLINDDUP #4 Date Received: 04/03/18

Sample Location: BUFFALO Field Prep: Not Specified

Sample Depth:

Matrix: Soil

Percent Solids: 76%

Parameter	Result	Qualifier	Units	RL	MDL	Dilution Factor	Date Prepared	Date Analyzed	Prep Method	Analytical Method	Analyst
Total Metals - Mansfield Lab											
Aluminum, Total	18100		mg/kg	10.2	2.75	2	04/04/18 18:19	04/05/18 10:24	EPA 3050B	1,6010C	PE
Antimony, Total	ND		mg/kg	5.10	0.388	2	04/04/18 18:19	04/05/18 10:24	EPA 3050B	1,6010C	PE
Arsenic, Total	5.47		mg/kg	1.02	0.212	2	04/04/18 18:19	04/05/18 10:24	EPA 3050B	1,6010C	PE
Barium, Total	175		mg/kg	1.02	0.177	2	04/04/18 18:19	04/05/18 10:24	EPA 3050B	1,6010C	PE
Beryllium, Total	0.826		mg/kg	0.510	0.034	2	04/04/18 18:19	04/05/18 10:24	EPA 3050B	1,6010C	PE
Cadmium, Total	1.13		mg/kg	1.02	0.100	2	04/04/18 18:19	04/05/18 10:24	EPA 3050B	1,6010C	PE
Calcium, Total	7440		mg/kg	10.2	3.57	2	04/04/18 18:19	04/05/18 10:24	EPA 3050B	1,6010C	PE
Chromium, Total	24.6		mg/kg	1.02	0.098	2	04/04/18 18:19	04/05/18 10:24	EPA 3050B	1,6010C	PE
Cobalt, Total	15.3		mg/kg	2.04	0.169	2	04/04/18 18:19	04/05/18 10:24	EPA 3050B	1,6010C	PE
Copper, Total	48.7		mg/kg	1.02	0.263	2	04/04/18 18:19	04/05/18 10:24	EPA 3050B	1,6010C	PE
Iron, Total	28300		mg/kg	5.10	0.921	2	04/04/18 18:19	04/05/18 10:24	EPA 3050B	1,6010C	PE
Lead, Total	257		mg/kg	5.10	0.273	2	04/04/18 18:19	04/05/18 10:24	EPA 3050B	1,6010C	PE
Magnesium, Total	7300		mg/kg	10.2	1.57	2	04/04/18 18:19	04/05/18 10:24	EPA 3050B	1,6010C	PE
Manganese, Total	789		mg/kg	1.02	0.162	2	04/04/18 18:19	04/05/18 10:24	EPA 3050B	1,6010C	PE
Mercury, Total	0.131		mg/kg	0.083	0.018	1	04/05/18 07:30	04/05/18 15:14	EPA 7471B	1,7471B	MG
Nickel, Total	28.8		mg/kg	2.55	0.247	2	04/04/18 18:19	04/05/18 10:24	EPA 3050B	1,6010C	PE
Potassium, Total	1760		mg/kg	255	14.7	2	04/04/18 18:19	04/05/18 10:24	EPA 3050B	1,6010C	PE
Selenium, Total	2.03	J	mg/kg	2.04	0.263	2	04/04/18 18:19	04/05/18 10:24	EPA 3050B	1,6010C	PE
Silver, Total	ND		mg/kg	1.02	0.289	2	04/04/18 18:19	04/05/18 10:24	EPA 3050B	1,6010C	PE
Sodium, Total	82.3	J	mg/kg	204	3.21	2	04/04/18 18:19	04/05/18 10:24	EPA 3050B	1,6010C	PE
Thallium, Total	0.337	J	mg/kg	2.04	0.321	2	04/04/18 18:19	04/05/18 10:24	EPA 3050B	1,6010C	PE
Vanadium, Total	30.9		mg/kg	1.02	0.207	2	04/04/18 18:19	04/05/18 10:24	EPA 3050B	1,6010C	PE
Zinc, Total	146		mg/kg	5.10	0.299	2	04/04/18 18:19	04/05/18 10:24	EPA 3050B	1,6010C	PE

Project Name: 1111 ELMWOOD AVE.
Lab Number: L1811485
Project Number: 0369-018-001-004-002
Report Date: 04/06/18

SAMPLE RESULTS

Lab ID: L1811485-06
Client ID: SW-25
Sample Location: BUFFALO
Date Collected: 04/03/18 10:45
Date Received: 04/03/18
Field Prep: Not Specified

Sample Depth:
Matrix: Soil
Percent Solids: 70%

Parameter	Result	Qualifier	Units	RL	MDL	Dilution Factor	Date Prepared	Date Analyzed	Prep Method	Analytical Method	Analyst
Total Metals - Mansfield Lab											
Aluminum, Total	11700		mg/kg	11.4	3.08	2	04/04/18 18:19	04/05/18 09:28	EPA 3050B	1,6010C	PE
Antimony, Total	ND		mg/kg	5.70	0.433	2	04/04/18 18:19	04/05/18 09:28	EPA 3050B	1,6010C	PE
Arsenic, Total	7.87		mg/kg	1.14	0.237	2	04/04/18 18:19	04/05/18 09:28	EPA 3050B	1,6010C	PE
Barium, Total	112		mg/kg	1.14	0.198	2	04/04/18 18:19	04/05/18 09:28	EPA 3050B	1,6010C	PE
Beryllium, Total	0.513	J	mg/kg	0.570	0.038	2	04/04/18 18:19	04/05/18 09:28	EPA 3050B	1,6010C	PE
Cadmium, Total	1.03	J	mg/kg	1.14	0.112	2	04/04/18 18:19	04/05/18 09:28	EPA 3050B	1,6010C	PE
Calcium, Total	11800		mg/kg	11.4	3.99	2	04/04/18 18:19	04/05/18 09:28	EPA 3050B	1,6010C	PE
Chromium, Total	20.2		mg/kg	1.14	0.109	2	04/04/18 18:19	04/05/18 09:28	EPA 3050B	1,6010C	PE
Cobalt, Total	11.4		mg/kg	2.28	0.189	2	04/04/18 18:19	04/05/18 09:28	EPA 3050B	1,6010C	PE
Copper, Total	35.6		mg/kg	1.14	0.294	2	04/04/18 18:19	04/05/18 09:28	EPA 3050B	1,6010C	PE
Iron, Total	20600		mg/kg	5.70	1.03	2	04/04/18 18:19	04/05/18 09:28	EPA 3050B	1,6010C	PE
Lead, Total	188		mg/kg	5.70	0.306	2	04/04/18 18:19	04/05/18 09:28	EPA 3050B	1,6010C	PE
Magnesium, Total	7080		mg/kg	11.4	1.76	2	04/04/18 18:19	04/05/18 09:28	EPA 3050B	1,6010C	PE
Manganese, Total	398		mg/kg	1.14	0.181	2	04/04/18 18:19	04/05/18 09:28	EPA 3050B	1,6010C	PE
Mercury, Total	0.254		mg/kg	0.090	0.019	1	04/05/18 07:30	04/05/18 14:49	EPA 7471B	1,7471B	MG
Nickel, Total	20.4		mg/kg	2.85	0.276	2	04/04/18 18:19	04/05/18 09:28	EPA 3050B	1,6010C	PE
Potassium, Total	1220		mg/kg	285	16.4	2	04/04/18 18:19	04/05/18 09:28	EPA 3050B	1,6010C	PE
Selenium, Total	1.79	J	mg/kg	2.28	0.294	2	04/04/18 18:19	04/05/18 09:28	EPA 3050B	1,6010C	PE
Silver, Total	ND		mg/kg	1.14	0.323	2	04/04/18 18:19	04/05/18 09:28	EPA 3050B	1,6010C	PE
Sodium, Total	79.0	J	mg/kg	228	3.59	2	04/04/18 18:19	04/05/18 09:28	EPA 3050B	1,6010C	PE
Thallium, Total	ND		mg/kg	2.28	0.359	2	04/04/18 18:19	04/05/18 09:28	EPA 3050B	1,6010C	PE
Vanadium, Total	26.2		mg/kg	1.14	0.231	2	04/04/18 18:19	04/05/18 09:28	EPA 3050B	1,6010C	PE
Zinc, Total	198		mg/kg	5.70	0.334	2	04/04/18 18:19	04/05/18 09:28	EPA 3050B	1,6010C	PE

Project Name: 1111 ELMWOOD AVE.
Lab Number: L1811485
Project Number: 0369-018-001-004-002
Report Date: 04/06/18

SAMPLE RESULTS

Lab ID: L1811485-07
Client ID: SW-26
Sample Location: BUFFALO
Date Collected: 04/03/18 11:00
Date Received: 04/03/18
Field Prep: Not Specified

Sample Depth:
Matrix: Soil
Percent Solids: 72%

Parameter	Result	Qualifier	Units	RL	MDL	Dilution Factor	Date Prepared	Date Analyzed	Prep Method	Analytical Method	Analyst
Total Metals - Mansfield Lab											
Aluminum, Total	11900		mg/kg	10.5	2.84	2	04/04/18 18:19	04/05/18 10:38	EPA 3050B	1,6010C	PE
Antimony, Total	ND		mg/kg	5.26	0.400	2	04/04/18 18:19	04/05/18 10:38	EPA 3050B	1,6010C	PE
Arsenic, Total	6.32		mg/kg	1.05	0.219	2	04/04/18 18:19	04/05/18 10:38	EPA 3050B	1,6010C	PE
Barium, Total	190		mg/kg	1.05	0.183	2	04/04/18 18:19	04/05/18 10:38	EPA 3050B	1,6010C	PE
Beryllium, Total	0.548		mg/kg	0.526	0.035	2	04/04/18 18:19	04/05/18 10:38	EPA 3050B	1,6010C	PE
Cadmium, Total	1.23		mg/kg	1.05	0.103	2	04/04/18 18:19	04/05/18 10:38	EPA 3050B	1,6010C	PE
Calcium, Total	26100		mg/kg	10.5	3.69	2	04/04/18 18:19	04/05/18 10:38	EPA 3050B	1,6010C	PE
Chromium, Total	24.5		mg/kg	1.05	0.101	2	04/04/18 18:19	04/05/18 10:38	EPA 3050B	1,6010C	PE
Cobalt, Total	8.39		mg/kg	2.11	0.175	2	04/04/18 18:19	04/05/18 10:38	EPA 3050B	1,6010C	PE
Copper, Total	55.3		mg/kg	1.05	0.272	2	04/04/18 18:19	04/05/18 10:38	EPA 3050B	1,6010C	PE
Iron, Total	20800		mg/kg	5.26	0.951	2	04/04/18 18:19	04/05/18 10:38	EPA 3050B	1,6010C	PE
Lead, Total	711		mg/kg	5.26	0.282	2	04/04/18 18:19	04/05/18 10:38	EPA 3050B	1,6010C	PE
Magnesium, Total	9290		mg/kg	10.5	1.62	2	04/04/18 18:19	04/05/18 10:38	EPA 3050B	1,6010C	PE
Manganese, Total	373		mg/kg	1.05	0.167	2	04/04/18 18:19	04/05/18 10:38	EPA 3050B	1,6010C	PE
Mercury, Total	0.186		mg/kg	0.088	0.019	1	04/05/18 07:30	04/05/18 15:16	EPA 7471B	1,7471B	MG
Nickel, Total	21.7		mg/kg	2.63	0.255	2	04/04/18 18:19	04/05/18 10:38	EPA 3050B	1,6010C	PE
Potassium, Total	1680		mg/kg	263	15.2	2	04/04/18 18:19	04/05/18 10:38	EPA 3050B	1,6010C	PE
Selenium, Total	1.74	J	mg/kg	2.11	0.272	2	04/04/18 18:19	04/05/18 10:38	EPA 3050B	1,6010C	PE
Silver, Total	ND		mg/kg	1.05	0.298	2	04/04/18 18:19	04/05/18 10:38	EPA 3050B	1,6010C	PE
Sodium, Total	112	J	mg/kg	211	3.32	2	04/04/18 18:19	04/05/18 10:38	EPA 3050B	1,6010C	PE
Thallium, Total	ND		mg/kg	2.11	0.332	2	04/04/18 18:19	04/05/18 10:38	EPA 3050B	1,6010C	PE
Vanadium, Total	23.3		mg/kg	1.05	0.214	2	04/04/18 18:19	04/05/18 10:38	EPA 3050B	1,6010C	PE
Zinc, Total	281		mg/kg	5.26	0.308	2	04/04/18 18:19	04/05/18 10:38	EPA 3050B	1,6010C	PE

Project Name: 1111 ELMWOOD AVE.
Lab Number: L1811485
Project Number: 0369-018-001-004-002
Report Date: 04/06/18

SAMPLE RESULTS

Lab ID: L1811485-08
Client ID: SW-27
Sample Location: BUFFALO
Date Collected: 04/03/18 12:17
Date Received: 04/03/18
Field Prep: Not Specified

Sample Depth:
Matrix: Soil
Percent Solids: 78%

Parameter	Result	Qualifier	Units	RL	MDL	Dilution Factor	Date Prepared	Date Analyzed	Prep Method	Analytical Method	Analyst
Total Metals - Mansfield Lab											
Aluminum, Total	16900		mg/kg	9.79	2.64	2	04/04/18 18:19	04/05/18 10:43	EPA 3050B	1,6010C	PE
Antimony, Total	ND		mg/kg	4.89	0.372	2	04/04/18 18:19	04/05/18 10:43	EPA 3050B	1,6010C	PE
Arsenic, Total	4.42		mg/kg	0.979	0.204	2	04/04/18 18:19	04/05/18 10:43	EPA 3050B	1,6010C	PE
Barium, Total	118		mg/kg	0.979	0.170	2	04/04/18 18:19	04/05/18 10:43	EPA 3050B	1,6010C	PE
Beryllium, Total	0.773		mg/kg	0.489	0.032	2	04/04/18 18:19	04/05/18 10:43	EPA 3050B	1,6010C	PE
Cadmium, Total	0.685	J	mg/kg	0.979	0.096	2	04/04/18 18:19	04/05/18 10:43	EPA 3050B	1,6010C	PE
Calcium, Total	4350		mg/kg	9.79	3.42	2	04/04/18 18:19	04/05/18 10:43	EPA 3050B	1,6010C	PE
Chromium, Total	21.4		mg/kg	0.979	0.094	2	04/04/18 18:19	04/05/18 10:43	EPA 3050B	1,6010C	PE
Cobalt, Total	11.1		mg/kg	1.96	0.162	2	04/04/18 18:19	04/05/18 10:43	EPA 3050B	1,6010C	PE
Copper, Total	20.4		mg/kg	0.979	0.252	2	04/04/18 18:19	04/05/18 10:43	EPA 3050B	1,6010C	PE
Iron, Total	25900		mg/kg	4.89	0.884	2	04/04/18 18:19	04/05/18 10:43	EPA 3050B	1,6010C	PE
Lead, Total	30.3		mg/kg	4.89	0.262	2	04/04/18 18:19	04/05/18 10:43	EPA 3050B	1,6010C	PE
Magnesium, Total	5030		mg/kg	9.79	1.51	2	04/04/18 18:19	04/05/18 10:43	EPA 3050B	1,6010C	PE
Manganese, Total	245		mg/kg	0.979	0.156	2	04/04/18 18:19	04/05/18 10:43	EPA 3050B	1,6010C	PE
Mercury, Total	0.039	J	mg/kg	0.083	0.018	1	04/05/18 07:30	04/05/18 15:17	EPA 7471B	1,7471B	MG
Nickel, Total	21.0		mg/kg	2.45	0.237	2	04/04/18 18:19	04/05/18 10:43	EPA 3050B	1,6010C	PE
Potassium, Total	1410		mg/kg	245	14.1	2	04/04/18 18:19	04/05/18 10:43	EPA 3050B	1,6010C	PE
Selenium, Total	1.32	J	mg/kg	1.96	0.252	2	04/04/18 18:19	04/05/18 10:43	EPA 3050B	1,6010C	PE
Silver, Total	ND		mg/kg	0.979	0.277	2	04/04/18 18:19	04/05/18 10:43	EPA 3050B	1,6010C	PE
Sodium, Total	98.3	J	mg/kg	196	3.08	2	04/04/18 18:19	04/05/18 10:43	EPA 3050B	1,6010C	PE
Thallium, Total	ND		mg/kg	1.96	0.308	2	04/04/18 18:19	04/05/18 10:43	EPA 3050B	1,6010C	PE
Vanadium, Total	28.4		mg/kg	0.979	0.199	2	04/04/18 18:19	04/05/18 10:43	EPA 3050B	1,6010C	PE
Zinc, Total	78.4		mg/kg	4.89	0.287	2	04/04/18 18:19	04/05/18 10:43	EPA 3050B	1,6010C	PE

Project Name: 1111 ELMWOOD AVE.
Lab Number: L1811485
Project Number: 0369-018-001-004-002
Report Date: 04/06/18

SAMPLE RESULTS

Lab ID: L1811485-09
Client ID: SW-28
Sample Location: BUFFALO
Date Collected: 04/03/18 12:20
Date Received: 04/03/18
Field Prep: Not Specified

Sample Depth:
Matrix: Soil
Percent Solids: 75%

Parameter	Result	Qualifier	Units	RL	MDL	Dilution Factor	Date Prepared	Date Analyzed	Prep Method	Analytical Method	Analyst
Total Metals - Mansfield Lab											
Aluminum, Total	9850		mg/kg	10.5	2.83	2	04/04/18 18:19	04/05/18 10:47	EPA 3050B	1,6010C	PE
Antimony, Total	ND		mg/kg	5.24	0.399	2	04/04/18 18:19	04/05/18 10:47	EPA 3050B	1,6010C	PE
Arsenic, Total	23.8		mg/kg	1.05	0.218	2	04/04/18 18:19	04/05/18 10:47	EPA 3050B	1,6010C	PE
Barium, Total	197		mg/kg	1.05	0.182	2	04/04/18 18:19	04/05/18 10:47	EPA 3050B	1,6010C	PE
Beryllium, Total	0.556		mg/kg	0.524	0.035	2	04/04/18 18:19	04/05/18 10:47	EPA 3050B	1,6010C	PE
Cadmium, Total	6.22		mg/kg	1.05	0.103	2	04/04/18 18:19	04/05/18 10:47	EPA 3050B	1,6010C	PE
Calcium, Total	4130		mg/kg	10.5	3.67	2	04/04/18 18:19	04/05/18 10:47	EPA 3050B	1,6010C	PE
Chromium, Total	23.4		mg/kg	1.05	0.101	2	04/04/18 18:19	04/05/18 10:47	EPA 3050B	1,6010C	PE
Cobalt, Total	12.5		mg/kg	2.10	0.174	2	04/04/18 18:19	04/05/18 10:47	EPA 3050B	1,6010C	PE
Copper, Total	52.3		mg/kg	1.05	0.271	2	04/04/18 18:19	04/05/18 10:47	EPA 3050B	1,6010C	PE
Iron, Total	205000		mg/kg	52.4	9.47	20	04/04/18 18:19	04/05/18 13:42	EPA 3050B	1,6010C	PE
Lead, Total	278		mg/kg	5.24	0.281	2	04/04/18 18:19	04/05/18 10:47	EPA 3050B	1,6010C	PE
Magnesium, Total	3440		mg/kg	10.5	1.62	2	04/04/18 18:19	04/05/18 10:47	EPA 3050B	1,6010C	PE
Manganese, Total	1010		mg/kg	1.05	0.167	2	04/04/18 18:19	04/05/18 10:47	EPA 3050B	1,6010C	PE
Mercury, Total	0.316		mg/kg	0.084	0.018	1	04/05/18 07:30	04/05/18 15:19	EPA 7471B	1,7471B	MG
Nickel, Total	18.0		mg/kg	2.62	0.254	2	04/04/18 18:19	04/05/18 10:47	EPA 3050B	1,6010C	PE
Potassium, Total	1010		mg/kg	262	15.1	2	04/04/18 18:19	04/05/18 10:47	EPA 3050B	1,6010C	PE
Selenium, Total	5.51		mg/kg	2.10	0.271	2	04/04/18 18:19	04/05/18 10:47	EPA 3050B	1,6010C	PE
Silver, Total	ND		mg/kg	1.05	0.297	2	04/04/18 18:19	04/05/18 10:47	EPA 3050B	1,6010C	PE
Sodium, Total	56.0	J	mg/kg	210	3.30	2	04/04/18 18:19	04/05/18 10:47	EPA 3050B	1,6010C	PE
Thallium, Total	1.93	J	mg/kg	2.10	0.330	2	04/04/18 18:19	04/05/18 10:47	EPA 3050B	1,6010C	PE
Vanadium, Total	14.6		mg/kg	1.05	0.213	2	04/04/18 18:19	04/05/18 10:47	EPA 3050B	1,6010C	PE
Zinc, Total	668		mg/kg	5.24	0.307	2	04/04/18 18:19	04/05/18 10:47	EPA 3050B	1,6010C	PE

Project Name: 1111 ELMWOOD AVE.
Lab Number: L1811485
Project Number: 0369-018-001-004-002
Report Date: 04/06/18

SAMPLE RESULTS

Lab ID: L1811485-10
Client ID: SW-29
Sample Location: BUFFALO
Date Collected: 04/03/18 12:25
Date Received: 04/03/18
Field Prep: Not Specified

Sample Depth:
Matrix: Soil
Percent Solids: 78%

Parameter	Result	Qualifier	Units	RL	MDL	Dilution Factor	Date Prepared	Date Analyzed	Prep Method	Analytical Method	Analyst
Total Metals - Mansfield Lab											
Aluminum, Total	12000		mg/kg	10.0	2.71	2	04/04/18 18:19	04/05/18 10:52	EPA 3050B	1,6010C	PE
Antimony, Total	ND		mg/kg	5.02	0.382	2	04/04/18 18:19	04/05/18 10:52	EPA 3050B	1,6010C	PE
Arsenic, Total	13.7		mg/kg	1.00	0.209	2	04/04/18 18:19	04/05/18 10:52	EPA 3050B	1,6010C	PE
Barium, Total	183		mg/kg	1.00	0.175	2	04/04/18 18:19	04/05/18 10:52	EPA 3050B	1,6010C	PE
Beryllium, Total	0.613		mg/kg	0.502	0.033	2	04/04/18 18:19	04/05/18 10:52	EPA 3050B	1,6010C	PE
Cadmium, Total	4.69		mg/kg	1.00	0.099	2	04/04/18 18:19	04/05/18 10:52	EPA 3050B	1,6010C	PE
Calcium, Total	4130		mg/kg	10.0	3.52	2	04/04/18 18:19	04/05/18 10:52	EPA 3050B	1,6010C	PE
Chromium, Total	20.9		mg/kg	1.00	0.096	2	04/04/18 18:19	04/05/18 10:52	EPA 3050B	1,6010C	PE
Cobalt, Total	8.48		mg/kg	2.01	0.167	2	04/04/18 18:19	04/05/18 10:52	EPA 3050B	1,6010C	PE
Copper, Total	57.3		mg/kg	1.00	0.259	2	04/04/18 18:19	04/05/18 10:52	EPA 3050B	1,6010C	PE
Iron, Total	26600		mg/kg	5.02	0.907	2	04/04/18 18:19	04/05/18 10:52	EPA 3050B	1,6010C	PE
Lead, Total	435		mg/kg	5.02	0.269	2	04/04/18 18:19	04/05/18 10:52	EPA 3050B	1,6010C	PE
Magnesium, Total	3740		mg/kg	10.0	1.55	2	04/04/18 18:19	04/05/18 10:52	EPA 3050B	1,6010C	PE
Manganese, Total	506		mg/kg	1.00	0.160	2	04/04/18 18:19	04/05/18 10:52	EPA 3050B	1,6010C	PE
Mercury, Total	0.196		mg/kg	0.080	0.017	1	04/05/18 07:30	04/05/18 15:21	EPA 7471B	1,7471B	MG
Nickel, Total	22.6		mg/kg	2.51	0.243	2	04/04/18 18:19	04/05/18 10:52	EPA 3050B	1,6010C	PE
Potassium, Total	1110		mg/kg	251	14.5	2	04/04/18 18:19	04/05/18 10:52	EPA 3050B	1,6010C	PE
Selenium, Total	2.32		mg/kg	2.01	0.259	2	04/04/18 18:19	04/05/18 10:52	EPA 3050B	1,6010C	PE
Silver, Total	ND		mg/kg	1.00	0.284	2	04/04/18 18:19	04/05/18 10:52	EPA 3050B	1,6010C	PE
Sodium, Total	94.3	J	mg/kg	201	3.16	2	04/04/18 18:19	04/05/18 10:52	EPA 3050B	1,6010C	PE
Thallium, Total	ND		mg/kg	2.01	0.316	2	04/04/18 18:19	04/05/18 10:52	EPA 3050B	1,6010C	PE
Vanadium, Total	24.6		mg/kg	1.00	0.204	2	04/04/18 18:19	04/05/18 10:52	EPA 3050B	1,6010C	PE
Zinc, Total	1550		mg/kg	5.02	0.294	2	04/04/18 18:19	04/05/18 10:52	EPA 3050B	1,6010C	PE

Project Name: 1111 ELMWOOD AVE.
Lab Number: L1811485
Project Number: 0369-018-001-004-002
Report Date: 04/06/18

SAMPLE RESULTS

Lab ID: L1811485-11
Client ID: SW-30
Sample Location: BUFFALO
Date Collected: 04/03/18 12:27
Date Received: 04/03/18
Field Prep: Not Specified

Sample Depth:
Matrix: Soil
Percent Solids: 83%

Parameter	Result	Qualifier	Units	RL	MDL	Dilution Factor	Date Prepared	Date Analyzed	Prep Method	Analytical Method	Analyst
Total Metals - Mansfield Lab											
Aluminum, Total	11400		mg/kg	9.20	2.48	2	04/04/18 18:19	04/05/18 10:57	EPA 3050B	1,6010C	PE
Antimony, Total	ND		mg/kg	4.60	0.349	2	04/04/18 18:19	04/05/18 10:57	EPA 3050B	1,6010C	PE
Arsenic, Total	3.84		mg/kg	0.920	0.191	2	04/04/18 18:19	04/05/18 10:57	EPA 3050B	1,6010C	PE
Barium, Total	119		mg/kg	0.920	0.160	2	04/04/18 18:19	04/05/18 10:57	EPA 3050B	1,6010C	PE
Beryllium, Total	0.460		mg/kg	0.460	0.030	2	04/04/18 18:19	04/05/18 10:57	EPA 3050B	1,6010C	PE
Cadmium, Total	0.671	J	mg/kg	0.920	0.090	2	04/04/18 18:19	04/05/18 10:57	EPA 3050B	1,6010C	PE
Calcium, Total	28300		mg/kg	9.20	3.22	2	04/04/18 18:19	04/05/18 10:57	EPA 3050B	1,6010C	PE
Chromium, Total	15.8		mg/kg	0.920	0.088	2	04/04/18 18:19	04/05/18 10:57	EPA 3050B	1,6010C	PE
Cobalt, Total	7.38		mg/kg	1.84	0.153	2	04/04/18 18:19	04/05/18 10:57	EPA 3050B	1,6010C	PE
Copper, Total	19.0		mg/kg	0.920	0.237	2	04/04/18 18:19	04/05/18 10:57	EPA 3050B	1,6010C	PE
Iron, Total	18200		mg/kg	4.60	0.830	2	04/04/18 18:19	04/05/18 10:57	EPA 3050B	1,6010C	PE
Lead, Total	42.3		mg/kg	4.60	0.246	2	04/04/18 18:19	04/05/18 10:57	EPA 3050B	1,6010C	PE
Magnesium, Total	9600		mg/kg	9.20	1.42	2	04/04/18 18:19	04/05/18 10:57	EPA 3050B	1,6010C	PE
Manganese, Total	388		mg/kg	0.920	0.146	2	04/04/18 18:19	04/05/18 10:57	EPA 3050B	1,6010C	PE
Mercury, Total	0.067	J	mg/kg	0.076	0.016	1	04/05/18 07:30	04/05/18 15:26	EPA 7471B	1,7471B	MG
Nickel, Total	15.3		mg/kg	2.30	0.222	2	04/04/18 18:19	04/05/18 10:57	EPA 3050B	1,6010C	PE
Potassium, Total	1160		mg/kg	230	13.2	2	04/04/18 18:19	04/05/18 10:57	EPA 3050B	1,6010C	PE
Selenium, Total	1.23	J	mg/kg	1.84	0.237	2	04/04/18 18:19	04/05/18 10:57	EPA 3050B	1,6010C	PE
Silver, Total	ND		mg/kg	0.920	0.260	2	04/04/18 18:19	04/05/18 10:57	EPA 3050B	1,6010C	PE
Sodium, Total	105	J	mg/kg	184	2.90	2	04/04/18 18:19	04/05/18 10:57	EPA 3050B	1,6010C	PE
Thallium, Total	ND		mg/kg	1.84	0.290	2	04/04/18 18:19	04/05/18 10:57	EPA 3050B	1,6010C	PE
Vanadium, Total	21.7		mg/kg	0.920	0.187	2	04/04/18 18:19	04/05/18 10:57	EPA 3050B	1,6010C	PE
Zinc, Total	85.2		mg/kg	4.60	0.269	2	04/04/18 18:19	04/05/18 10:57	EPA 3050B	1,6010C	PE

Project Name: 1111 ELMWOOD AVE.
Lab Number: L1811485
Project Number: 0369-018-001-004-002
Report Date: 04/06/18

SAMPLE RESULTS

Lab ID: L1811485-12
Client ID: SW-31
Sample Location: BUFFALO
Date Collected: 04/03/18 15:35
Date Received: 04/03/18
Field Prep: Not Specified

Sample Depth:
Matrix: Soil
Percent Solids: 83%

Parameter	Result	Qualifier	Units	RL	MDL	Dilution Factor	Date Prepared	Date Analyzed	Prep Method	Analytical Method	Analyst
Total Metals - Mansfield Lab											
Aluminum, Total	8160		mg/kg	9.25	2.50	2	04/04/18 18:19	04/05/18 11:01	EPA 3050B	1,6010C	PE
Antimony, Total	ND		mg/kg	4.62	0.352	2	04/04/18 18:19	04/05/18 11:01	EPA 3050B	1,6010C	PE
Arsenic, Total	2.75		mg/kg	0.925	0.192	2	04/04/18 18:19	04/05/18 11:01	EPA 3050B	1,6010C	PE
Barium, Total	61.6		mg/kg	0.925	0.161	2	04/04/18 18:19	04/05/18 11:01	EPA 3050B	1,6010C	PE
Beryllium, Total	0.259	J	mg/kg	0.462	0.031	2	04/04/18 18:19	04/05/18 11:01	EPA 3050B	1,6010C	PE
Cadmium, Total	0.481	J	mg/kg	0.925	0.091	2	04/04/18 18:19	04/05/18 11:01	EPA 3050B	1,6010C	PE
Calcium, Total	63400		mg/kg	9.25	3.24	2	04/04/18 18:19	04/05/18 11:01	EPA 3050B	1,6010C	PE
Chromium, Total	12.6		mg/kg	0.925	0.089	2	04/04/18 18:19	04/05/18 11:01	EPA 3050B	1,6010C	PE
Cobalt, Total	6.78		mg/kg	1.85	0.154	2	04/04/18 18:19	04/05/18 11:01	EPA 3050B	1,6010C	PE
Copper, Total	15.2		mg/kg	0.925	0.239	2	04/04/18 18:19	04/05/18 11:01	EPA 3050B	1,6010C	PE
Iron, Total	16100		mg/kg	4.62	0.835	2	04/04/18 18:19	04/05/18 11:01	EPA 3050B	1,6010C	PE
Lead, Total	11.6		mg/kg	4.62	0.248	2	04/04/18 18:19	04/05/18 11:01	EPA 3050B	1,6010C	PE
Magnesium, Total	20800		mg/kg	9.25	1.42	2	04/04/18 18:19	04/05/18 11:01	EPA 3050B	1,6010C	PE
Manganese, Total	401		mg/kg	0.925	0.147	2	04/04/18 18:19	04/05/18 11:01	EPA 3050B	1,6010C	PE
Mercury, Total	0.019	J	mg/kg	0.075	0.016	1	04/05/18 07:30	04/05/18 15:28	EPA 7471B	1,7471B	MG
Nickel, Total	13.9		mg/kg	2.31	0.224	2	04/04/18 18:19	04/05/18 11:01	EPA 3050B	1,6010C	PE
Potassium, Total	1250		mg/kg	231	13.3	2	04/04/18 18:19	04/05/18 11:01	EPA 3050B	1,6010C	PE
Selenium, Total	1.30	J	mg/kg	1.85	0.239	2	04/04/18 18:19	04/05/18 11:01	EPA 3050B	1,6010C	PE
Silver, Total	ND		mg/kg	0.925	0.262	2	04/04/18 18:19	04/05/18 11:01	EPA 3050B	1,6010C	PE
Sodium, Total	169	J	mg/kg	185	2.91	2	04/04/18 18:19	04/05/18 11:01	EPA 3050B	1,6010C	PE
Thallium, Total	ND		mg/kg	1.85	0.291	2	04/04/18 18:19	04/05/18 11:01	EPA 3050B	1,6010C	PE
Vanadium, Total	18.3		mg/kg	0.925	0.188	2	04/04/18 18:19	04/05/18 11:01	EPA 3050B	1,6010C	PE
Zinc, Total	55.4		mg/kg	4.62	0.271	2	04/04/18 18:19	04/05/18 11:01	EPA 3050B	1,6010C	PE

Project Name: 1111 ELMWOOD AVE.
Lab Number: L1811485
Project Number: 0369-018-001-004-002
Report Date: 04/06/18

SAMPLE RESULTS

Lab ID: L1811485-13
Client ID: SW-32
Sample Location: BUFFALO
Date Collected: 04/03/18 15:40
Date Received: 04/03/18
Field Prep: Not Specified

Sample Depth:
Matrix: Soil
Percent Solids: 78%

Parameter	Result	Qualifier	Units	RL	MDL	Dilution Factor	Date Prepared	Date Analyzed	Prep Method	Analytical Method	Analyst
Total Metals - Mansfield Lab											
Aluminum, Total	10800		mg/kg	9.85	2.66	2	04/04/18 18:40	04/05/18 07:57	EPA 3050B	1,6010C	PE
Antimony, Total	ND		mg/kg	4.93	0.374	2	04/04/18 18:40	04/05/18 07:57	EPA 3050B	1,6010C	PE
Arsenic, Total	3.44		mg/kg	0.985	0.205	2	04/04/18 18:40	04/05/18 07:57	EPA 3050B	1,6010C	PE
Barium, Total	78.6		mg/kg	0.985	0.171	2	04/04/18 18:40	04/05/18 07:57	EPA 3050B	1,6010C	PE
Beryllium, Total	0.355	J	mg/kg	0.493	0.033	2	04/04/18 18:40	04/05/18 07:57	EPA 3050B	1,6010C	PE
Cadmium, Total	0.463	J	mg/kg	0.985	0.097	2	04/04/18 18:40	04/05/18 07:57	EPA 3050B	1,6010C	PE
Calcium, Total	75800		mg/kg	9.85	3.45	2	04/04/18 18:40	04/05/18 07:57	EPA 3050B	1,6010C	PE
Chromium, Total	17.1		mg/kg	0.985	0.095	2	04/04/18 18:40	04/05/18 07:57	EPA 3050B	1,6010C	PE
Cobalt, Total	8.28		mg/kg	1.97	0.164	2	04/04/18 18:40	04/05/18 07:57	EPA 3050B	1,6010C	PE
Copper, Total	16.3		mg/kg	0.985	0.254	2	04/04/18 18:40	04/05/18 07:57	EPA 3050B	1,6010C	PE
Iron, Total	18300		mg/kg	4.93	0.890	2	04/04/18 18:40	04/05/18 07:57	EPA 3050B	1,6010C	PE
Lead, Total	10.6		mg/kg	4.93	0.264	2	04/04/18 18:40	04/05/18 07:57	EPA 3050B	1,6010C	PE
Magnesium, Total	10400		mg/kg	9.85	1.52	2	04/04/18 18:40	04/05/18 07:57	EPA 3050B	1,6010C	PE
Manganese, Total	318		mg/kg	0.985	0.157	2	04/04/18 18:40	04/05/18 07:57	EPA 3050B	1,6010C	PE
Mercury, Total	0.026	J	mg/kg	0.080	0.017	1	04/05/18 07:30	04/05/18 14:56	EPA 7471B	1,7471B	MG
Nickel, Total	19.3		mg/kg	2.46	0.238	2	04/04/18 18:40	04/05/18 07:57	EPA 3050B	1,6010C	PE
Potassium, Total	1690		mg/kg	246	14.2	2	04/04/18 18:40	04/05/18 07:57	EPA 3050B	1,6010C	PE
Selenium, Total	1.34	J	mg/kg	1.97	0.254	2	04/04/18 18:40	04/05/18 07:57	EPA 3050B	1,6010C	PE
Silver, Total	ND		mg/kg	0.985	0.279	2	04/04/18 18:40	04/05/18 07:57	EPA 3050B	1,6010C	PE
Sodium, Total	388		mg/kg	197	3.10	2	04/04/18 18:40	04/05/18 07:57	EPA 3050B	1,6010C	PE
Thallium, Total	ND		mg/kg	1.97	0.310	2	04/04/18 18:40	04/05/18 07:57	EPA 3050B	1,6010C	PE
Vanadium, Total	20.4		mg/kg	0.985	0.200	2	04/04/18 18:40	04/05/18 07:57	EPA 3050B	1,6010C	PE
Zinc, Total	50.4		mg/kg	4.93	0.289	2	04/04/18 18:40	04/05/18 07:57	EPA 3050B	1,6010C	PE

Project Name: 1111 ELMWOOD AVE. **Lab Number:** L1811485

Project Number: 0369-018-001-004-002 **Report Date:** 04/06/18

Method Blank Analysis
Batch Quality Control

Parameter	Result	Qualifier	Units	RL	MDL	Dilution Factor	Date Prepared	Date Analyzed	Analytical Method	Analyst
Total Metals - Mansfield Lab for sample(s): 13 Batch: WG1103556-1										
Aluminum, Total	ND		mg/kg	4.00	1.08	1	04/04/18 18:40	04/05/18 07:48	1,6010C	PE
Antimony, Total	ND		mg/kg	2.00	0.152	1	04/04/18 18:40	04/05/18 07:48	1,6010C	PE
Arsenic, Total	ND		mg/kg	0.400	0.083	1	04/04/18 18:40	04/05/18 07:48	1,6010C	PE
Barium, Total	ND		mg/kg	0.400	0.070	1	04/04/18 18:40	04/05/18 07:48	1,6010C	PE
Beryllium, Total	ND		mg/kg	0.200	0.013	1	04/04/18 18:40	04/05/18 07:48	1,6010C	PE
Cadmium, Total	ND		mg/kg	0.400	0.039	1	04/04/18 18:40	04/05/18 07:48	1,6010C	PE
Calcium, Total	ND		mg/kg	4.00	1.40	1	04/04/18 18:40	04/05/18 07:48	1,6010C	PE
Chromium, Total	ND		mg/kg	0.400	0.038	1	04/04/18 18:40	04/05/18 07:48	1,6010C	PE
Cobalt, Total	ND		mg/kg	0.800	0.066	1	04/04/18 18:40	04/05/18 07:48	1,6010C	PE
Copper, Total	ND		mg/kg	0.400	0.103	1	04/04/18 18:40	04/05/18 07:48	1,6010C	PE
Iron, Total	ND		mg/kg	2.00	0.361	1	04/04/18 18:40	04/05/18 07:48	1,6010C	PE
Lead, Total	ND		mg/kg	2.00	0.107	1	04/04/18 18:40	04/05/18 07:48	1,6010C	PE
Magnesium, Total	ND		mg/kg	4.00	0.616	1	04/04/18 18:40	04/05/18 07:48	1,6010C	PE
Manganese, Total	ND		mg/kg	0.400	0.064	1	04/04/18 18:40	04/05/18 07:48	1,6010C	PE
Nickel, Total	ND		mg/kg	1.00	0.097	1	04/04/18 18:40	04/05/18 07:48	1,6010C	PE
Potassium, Total	ND		mg/kg	100	5.76	1	04/04/18 18:40	04/05/18 07:48	1,6010C	PE
Selenium, Total	ND		mg/kg	0.800	0.103	1	04/04/18 18:40	04/05/18 07:48	1,6010C	PE
Silver, Total	ND		mg/kg	0.400	0.113	1	04/04/18 18:40	04/05/18 07:48	1,6010C	PE
Sodium, Total	1.45	J	mg/kg	80.0	1.26	1	04/04/18 18:40	04/05/18 07:48	1,6010C	PE
Thallium, Total	ND		mg/kg	0.800	0.126	1	04/04/18 18:40	04/05/18 07:48	1,6010C	PE
Vanadium, Total	ND		mg/kg	0.400	0.081	1	04/04/18 18:40	04/05/18 07:48	1,6010C	PE
Zinc, Total	ND		mg/kg	2.00	0.117	1	04/04/18 18:40	04/05/18 07:48	1,6010C	PE

Prep Information

Digestion Method: EPA 3050B

Parameter	Result	Qualifier	Units	RL	MDL	Dilution Factor	Date Prepared	Date Analyzed	Analytical Method	Analyst
Total Metals - Mansfield Lab for sample(s): 01-12 Batch: WG1103557-1										
Aluminum, Total	ND		mg/kg	4.00	1.08	1	04/04/18 18:19	04/05/18 09:19	1,6010C	PE
Antimony, Total	ND		mg/kg	2.00	0.152	1	04/04/18 18:19	04/05/18 09:19	1,6010C	PE
Arsenic, Total	ND		mg/kg	0.400	0.083	1	04/04/18 18:19	04/05/18 09:19	1,6010C	PE
Barium, Total	ND		mg/kg	0.400	0.070	1	04/04/18 18:19	04/05/18 09:19	1,6010C	PE

Project Name: 1111 ELMWOOD AVE. **Lab Number:** L1811485

Project Number: 0369-018-001-004-002 **Report Date:** 04/06/18

Method Blank Analysis
Batch Quality Control

Beryllium, Total	ND		mg/kg	0.200	0.013	1	04/04/18 18:19	04/05/18 09:19	1,6010C	PE
Cadmium, Total	ND		mg/kg	0.400	0.039	1	04/04/18 18:19	04/05/18 09:19	1,6010C	PE
Calcium, Total	ND		mg/kg	4.00	1.40	1	04/04/18 18:19	04/05/18 09:19	1,6010C	PE
Chromium, Total	ND		mg/kg	0.400	0.038	1	04/04/18 18:19	04/05/18 09:19	1,6010C	PE
Cobalt, Total	ND		mg/kg	0.800	0.066	1	04/04/18 18:19	04/05/18 09:19	1,6010C	PE
Copper, Total	ND		mg/kg	0.400	0.103	1	04/04/18 18:19	04/05/18 09:19	1,6010C	PE
Iron, Total	0.716	J	mg/kg	2.00	0.361	1	04/04/18 18:19	04/05/18 09:19	1,6010C	PE
Lead, Total	ND		mg/kg	2.00	0.107	1	04/04/18 18:19	04/05/18 09:19	1,6010C	PE
Magnesium, Total	ND		mg/kg	4.00	0.616	1	04/04/18 18:19	04/05/18 09:19	1,6010C	PE
Manganese, Total	ND		mg/kg	0.400	0.064	1	04/04/18 18:19	04/05/18 09:19	1,6010C	PE
Nickel, Total	ND		mg/kg	1.00	0.097	1	04/04/18 18:19	04/05/18 09:19	1,6010C	PE
Potassium, Total	ND		mg/kg	100	5.76	1	04/04/18 18:19	04/05/18 09:19	1,6010C	PE
Selenium, Total	ND		mg/kg	0.800	0.103	1	04/04/18 18:19	04/05/18 09:19	1,6010C	PE
Silver, Total	ND		mg/kg	0.400	0.113	1	04/04/18 18:19	04/05/18 09:19	1,6010C	PE
Sodium, Total	ND		mg/kg	80.0	1.26	1	04/04/18 18:19	04/05/18 09:19	1,6010C	PE
Thallium, Total	ND		mg/kg	0.800	0.126	1	04/04/18 18:19	04/05/18 09:19	1,6010C	PE
Vanadium, Total	ND		mg/kg	0.400	0.081	1	04/04/18 18:19	04/05/18 09:19	1,6010C	PE
Zinc, Total	ND		mg/kg	2.00	0.117	1	04/04/18 18:19	04/05/18 09:19	1,6010C	PE

Prep Information

Digestion Method: EPA 3050B

Parameter	Result	Qualifier	Units	RL	MDL	Dilution Factor	Date Prepared	Date Analyzed	Analytical Method	Analyst
Total Metals - Mansfield Lab for sample(s): 01-13 Batch: WG1103660-1										
Mercury, Total	ND		mg/kg	0.083	0.018	1	04/05/18 07:30	04/05/18 14:46	1,7471B	MG

Prep Information

Digestion Method: EPA 7471B

Lab Control Sample Analysis

Batch Quality Control

Project Name: 1111 ELMWOOD AVE.

Project Number: 0369-018-001-004-002

Lab Number: L1811485

Report Date: 04/06/18

Parameter	LCS %Recovery	Qual	LCSD %Recovery	Qual	%Recovery Limits	RPD	Qual	RPD Limits
Total Metals - Mansfield Lab Associated sample(s): 13 Batch: WG1103556-2 SRM Lot Number: D098-540								
Aluminum, Total	75		-		47-153	-		
Antimony, Total	141		-		6-194	-		
Arsenic, Total	94		-		83-117	-		
Barium, Total	97		-		82-118	-		
Beryllium, Total	98		-		83-117	-		
Cadmium, Total	99		-		82-117	-		
Calcium, Total	84		-		81-118	-		
Chromium, Total	84		-		83-119	-		
Cobalt, Total	99		-		84-116	-		
Copper, Total	95		-		84-116	-		
Iron, Total	84		-		60-140	-		
Lead, Total	87		-		82-117	-		
Magnesium, Total	79		-		76-124	-		
Manganese, Total	90		-		82-118	-		
Nickel, Total	97		-		82-117	-		
Potassium, Total	81		-		69-131	-		
Selenium, Total	95		-		78-121	-		
Silver, Total	85		-		80-120	-		
Sodium, Total	90		-		74-126	-		
Thallium, Total	96		-		80-119	-		
Vanadium, Total	83		-		79-121	-		

Lab Control Sample Analysis

Batch Quality Control

Project Name: 1111 ELMWOOD AVE.

Project Number: 0369-018-001-004-002

Lab Number: L1811485

Report Date: 04/06/18

Parameter	LCS %Recovery	LCSD %Recovery	%Recovery Limits	RPD	RPD Limits
Total Metals - Mansfield Lab Associated sample(s): 13 Batch: WG1103556-2 SRM Lot Number: D098-540					
Zinc, Total	91	-	81-119	-	

Lab Control Sample Analysis

Batch Quality Control

Project Name: 1111 ELMWOOD AVE.

Project Number: 0369-018-001-004-002

Lab Number: L1811485

Report Date: 04/06/18

Parameter	LCS %Recovery	LCSD %Recovery	%Recovery Limits	RPD	RPD Limits
Total Metals - Mansfield Lab Associated sample(s): 01-12 Batch: WG1103557-2 SRM Lot Number: D098-540					
Aluminum, Total	75	-	47-153	-	
Antimony, Total	146	-	6-194	-	
Arsenic, Total	99	-	83-117	-	
Barium, Total	85	-	82-118	-	
Beryllium, Total	88	-	83-117	-	
Cadmium, Total	92	-	82-117	-	
Calcium, Total	89	-	81-118	-	
Chromium, Total	91	-	83-119	-	
Cobalt, Total	92	-	84-116	-	
Copper, Total	88	-	84-116	-	
Iron, Total	100	-	60-140	-	
Lead, Total	94	-	82-117	-	
Magnesium, Total	82	-	76-124	-	
Manganese, Total	83	-	82-118	-	
Nickel, Total	91	-	82-117	-	
Potassium, Total	82	-	69-131	-	
Selenium, Total	94	-	78-121	-	
Silver, Total	92	-	80-120	-	
Sodium, Total	88	-	74-126	-	
Thallium, Total	92	-	80-119	-	
Vanadium, Total	92	-	79-121	-	

Lab Control Sample Analysis

Batch Quality Control

Project Name: 1111 ELMWOOD AVE.

Project Number: 0369-018-001-004-002

Lab Number: L1811485

Report Date: 04/06/18

Parameter	LCS %Recovery	LCSD %Recovery	%Recovery Limits	RPD	RPD Limits
Total Metals - Mansfield Lab Associated sample(s): 01-12 Batch: WG1103557-2 SRM Lot Number: D098-540					
Zinc, Total	94	-	81-119	-	
Total Metals - Mansfield Lab Associated sample(s): 01-13 Batch: WG1103660-2 SRM Lot Number: D098-540					
Mercury, Total	100	-	50-149	-	

Matrix Spike Analysis
Batch Quality Control

Project Name: 1111 ELMWOOD AVE.
Project Number: 0369-018-001-004-002

Lab Number: L1811485
Report Date: 04/06/18

Parameter	Native Sample	MS Added	MS Found	MS %Recovery	Qual	MSD Found	MSD %Recovery	Qual	Recovery Limits	RPD	Qual	RPD Limits
Total Metals - Mansfield Lab Associated sample(s): 13 QC Batch ID: WG1103556-3 WG1103556-4 QC Sample: L1811485-13 Client ID: SW-32												
Aluminum, Total	10800	201	16500	**2840**	Q	12800	**989**	Q	75-125	**25**	Q	20
Antimony, Total	ND	50.2	35.8	**71**	Q	37.4	**74**	Q	75-125	4		20
Arsenic, Total	3.44	12	15.7	102		14.9	94		75-125	5		20
Barium, Total	78.6	201	273	97		251	85		75-125	8		20
Beryllium, Total	0.355J	5.02	4.67	93		4.58	90		75-125	2		20
Cadmium, Total	0.463J	5.12	4.75	93		4.58	89		75-125	4		20
Calcium, Total	75800	1000	59100	**0**	Q	88300	**1240**	Q	75-125	**40**	Q	20
Chromium, Total	17.1	20.1	39.6	112		35.1	89		75-125	12		20
Cobalt, Total	8.28	50.2	48.7	80		45.3	**73**	Q	75-125	7		20
Copper, Total	16.3	25.1	43.0	106		38.0	86		75-125	12		20
Iron, Total	18300	100	24900	**6570**	Q	19700	**1380**	Q	75-125	**23**	Q	20
Lead, Total	10.6	51.2	49.7	76		47.6	**72**	Q	75-125	4		20
Magnesium, Total	10400	1000	13300	**289**	Q	11000	**59**	Q	75-125	19		20
Manganese, Total	318.	50.2	459	**281**	Q	367	97		75-125	**22**	Q	20
Nickel, Total	19.3	50.2	61.1	83		56.3	**73**	Q	75-125	8		20
Potassium, Total	1690	1000	3930	**223**	Q	3180	**147**	Q	75-125	**21**	Q	20
Selenium, Total	1.34J	12	11.7	97		11.5	95		75-125	2		20
Silver, Total	ND	30.1	27.7	92		27.8	92		75-125	0		20
Sodium, Total	388.	1000	1410	102		1350	95		75-125	4		20
Thallium, Total	ND	12	7.52	**62**	Q	7.45	**61**	Q	75-125	1		20
Vanadium, Total	20.4	50.2	71.7	102		63.8	86		75-125	12		20

Matrix Spike Analysis
Batch Quality Control

Project Name: 1111 ELMWOOD AVE.
Project Number: 0369-018-001-004-002

Lab Number: L1811485
Report Date: 04/06/18

Parameter	Native Sample	MS Added	MS Found	MS %Recovery	MSD Found	MSD %Recovery		Recovery Limits	RPD	RPD Limits
Total Metals - Mansfield Lab Associated sample(s): 13 QC Batch ID: WG1103556-3 WG1103556-4 QC Sample: L1811485-13 Client ID: SW-32										
Zinc, Total	50.4	50.2	99.1	97	87.9	**74**	Q	75-125	12	20

Matrix Spike Analysis
Batch Quality Control

Project Name: 1111 ELMWOOD AVE.
Project Number: 0369-018-001-004-002

Lab Number: L1811485
Report Date: 04/06/18

Parameter	Native Sample	MS Added	MS Found	MS %Recovery		MSD Found	MSD %Recovery		Recovery Limits	RPD	RPD Limits
Total Metals - Mansfield Lab Associated sample(s): 01-12 QC Batch ID: WG1103557-3 WG1103557-4 QC Sample: L1811485-06 Client ID: SW-25											
Aluminum, Total	11700	219	14100	**1100**	Q	14400	**1210**	Q	75-125	2	20
Antimony, Total	ND	54.7	41.2	75		44.6	80		75-125	8	20
Arsenic, Total	7.87	13.1	19.5	88		19.4	86		75-125	1	20
Barium, Total	112.	219	318	94		322	94		75-125	1	20
Beryllium, Total	0.513J	5.47	5.22	95		5.38	96		75-125	3	20
Cadmium, Total	1.03J	5.58	5.68	102		5.84	102		75-125	3	20
Calcium, Total	11800	1090	13900	**192**	Q	15200	**304**	Q	75-125	9	20
Chromium, Total	20.2	21.9	40.3	92		41.1	94		75-125	2	20
Cobalt, Total	11.4	54.7	52.8	76		54.6	77		75-125	3	20
Copper, Total	35.6	27.4	64.7	106		63.5	100		75-125	2	20
Iron, Total	20600	109	22900	**2100**	Q	22100	**1340**	Q	75-125	4	20
Lead, Total	188.	55.8	238	90		210	**39**	Q	75-125	13	20
Magnesium, Total	7080	1090	7930	78		8890	**162**	Q	75-125	11	20
Manganese, Total	398.	54.7	469	**130**	Q	499	**181**	Q	75-125	6	20
Nickel, Total	20.4	54.7	61.4	75		63.3	77		75-125	3	20
Potassium, Total	1220	1090	2520	119		2620	125		75-125	4	20
Selenium, Total	1.79J	13.1	12.9	98		12.8	96		75-125	1	20
Silver, Total	ND	32.8	29.8	91		31.1	93		75-125	4	20
Sodium, Total	79.0J	1090	1090	100		1120	100		75-125	3	20
Thallium, Total	ND	13.1	9.80	75		9.92	**74**	Q	75-125	1	20
Vanadium, Total	26.2	54.7	74.8	89		76.8	91		75-125	3	20

Matrix Spike Analysis
Batch Quality Control

Project Name: 1111 ELMWOOD AVE.
Project Number: 0369-018-001-004-002

Lab Number: L1811485
Report Date: 04/06/18

Parameter	Native Sample	MS Added	MS Found	MS %Recovery		MSD Found	MSD %Recovery		Recovery Limits	RPD	RPD Limits
Total Metals - Mansfield Lab Associated sample(s): 01-12 QC Batch ID: WG1103557-3 WG1103557-4 QC Sample: L1811485-06 Client ID: SW-25											
Zinc, Total	198.	54.7	232	**62**	Q	224	**46**	Q	75-125	4	20
Total Metals - Mansfield Lab Associated sample(s): 01-13 QC Batch ID: WG1103660-3 WG1103660-4 QC Sample: L1811485-06 Client ID: SW-25											
Mercury, Total	0.254	0.18	0.462	116		0.378	**68**	Q	80-120	20	20
Total Metals - Mansfield Lab Associated sample(s): 01-13 QC Batch ID: WG1103660-5 WG1103660-6 QC Sample: L1811485-13 Client ID: SW-32											
Mercury, Total	0.026J	0.161	0.182	113		0.188	117		80-120	3	20

INORGANICS
&
MISCELLANEOUS

Project Name: 1111 ELMWOOD AVE.
Project Number: 0369-018-001-004-002

Lab Number: L1811485
Report Date: 04/06/18

SAMPLE RESULTS

Lab ID: L1811485-01
Client ID: SW-21
Sample Location: BUFFALO

Date Collected: 04/03/18 10:25
Date Received: 04/03/18
Field Prep: Not Specified

Sample Depth:
Matrix: Soil

Parameter	Result	Qualifier	Units	RL	MDL	Dilution Factor	Date Prepared	Date Analyzed	Analytical Method	Analyst
General Chemistry - Westborough Lab										
Solids, Total	77.5		%	0.100	NA	1	-	04/04/18 07:49	121,2540G	RI

Project Name: 1111 ELMWOOD AVE.
Project Number: 0369-018-001-004-002

Lab Number: L1811485
Report Date: 04/06/18

SAMPLE RESULTS

Lab ID: L1811485-02
Client ID: SW-22
Sample Location: BUFFALO

Date Collected: 04/03/18 10:30
Date Received: 04/03/18
Field Prep: Not Specified

Sample Depth:
Matrix: Soil

Parameter	Result	Qualifier	Units	RL	MDL	Dilution Factor	Date Prepared	Date Analyzed	Analytical Method	Analyst
General Chemistry - Westborough Lab										
Solids, Total	67.2		%	0.100	NA	1	-	04/04/18 07:49	121,2540G	RI

Project Name: 1111 ELMWOOD AVE.
Project Number: 0369-018-001-004-002

Lab Number: L1811485
Report Date: 04/06/18

SAMPLE RESULTS

Lab ID: L1811485-03
Client ID: SW-23
Sample Location: BUFFALO

Date Collected: 04/03/18 10:33
Date Received: 04/03/18
Field Prep: Not Specified

Sample Depth:
Matrix: Soil

Parameter	Result	Qualifier	Units	RL	MDL	Dilution Factor	Date Prepared	Date Analyzed	Analytical Method	Analyst
General Chemistry - Westborough Lab										
Solids, Total	69.6		%	0.100	NA	1	-	04/04/18 07:49	121,2540G	RI

Project Name: 1111 ELMWOOD AVE.
Project Number: 0369-018-001-004-002

Lab Number: L1811485
Report Date: 04/06/18

SAMPLE RESULTS

Lab ID: L1811485-04
Client ID: SW-24
Sample Location: BUFFALO

Date Collected: 04/03/18 10:41
Date Received: 04/03/18
Field Prep: Not Specified

Sample Depth:
Matrix: Soil

Parameter	Result	Qualifier	Units	RL	MDL	Dilution Factor	Date Prepared	Date Analyzed	Analytical Method	Analyst
General Chemistry - Westborough Lab										
Solids, Total	78.4		%	0.100	NA	1	-	04/04/18 07:49	121,2540G	RI

Project Name: 1111 ELMWOOD AVE.
Project Number: 0369-018-001-004-002

Lab Number: L1811485
Report Date: 04/06/18

SAMPLE RESULTS

Lab ID: L1811485-05
Client ID: BLINDDUP #4
Sample Location: BUFFALO

Date Collected: 04/03/18 12:00
Date Received: 04/03/18
Field Prep: Not Specified

Sample Depth:
Matrix: Soil

Parameter	Result	Qualifier	Units	RL	MDL	Dilution Factor	Date Prepared	Date Analyzed	Analytical Method	Analyst
General Chemistry - Westborough Lab										
Solids, Total	75.7		%	0.100	NA	1	-	04/04/18 07:49	121,2540G	RI

Project Name: 1111 ELMWOOD AVE.
Project Number: 0369-018-001-004-002

Lab Number: L1811485
Report Date: 04/06/18

SAMPLE RESULTS

Lab ID: L1811485-06
Client ID: SW-25
Sample Location: BUFFALO

Date Collected: 04/03/18 10:45
Date Received: 04/03/18
Field Prep: Not Specified

Sample Depth:
Matrix: Soil

Parameter	Result	Qualifier	Units	RL	MDL	Dilution Factor	Date Prepared	Date Analyzed	Analytical Method	Analyst
General Chemistry - Westborough Lab										
Solids, Total	69.6		%	0.100	NA	1	-	04/04/18 07:49	121,2540G	RI

Project Name: 1111 ELMWOOD AVE.
Project Number: 0369-018-001-004-002

Lab Number: L1811485
Report Date: 04/06/18

SAMPLE RESULTS

Lab ID: L1811485-07
Client ID: SW-26
Sample Location: BUFFALO

Date Collected: 04/03/18 11:00
Date Received: 04/03/18
Field Prep: Not Specified

Sample Depth:
Matrix: Soil

Parameter	Result	Qualifier	Units	RL	MDL	Dilution Factor	Date Prepared	Date Analyzed	Analytical Method	Analyst
General Chemistry - Westborough Lab										
Solids, Total	71.5		%	0.100	NA	1	-	04/04/18 07:49	121,2540G	RI

Project Name: 1111 ELMWOOD AVE.
Project Number: 0369-018-001-004-002

Lab Number: L1811485
Report Date: 04/06/18

SAMPLE RESULTS

Lab ID: L1811485-08
Client ID: SW-27
Sample Location: BUFFALO

Date Collected: 04/03/18 12:17
Date Received: 04/03/18
Field Prep: Not Specified

Sample Depth:
Matrix: Soil

Parameter	Result	Qualifier	Units	RL	MDL	Dilution Factor	Date Prepared	Date Analyzed	Analytical Method	Analyst
General Chemistry - Westborough Lab										
Solids, Total	77.7		%	0.100	NA	1	-	04/04/18 07:49	121,2540G	RI

Project Name: 1111 ELMWOOD AVE.
Project Number: 0369-018-001-004-002

Lab Number: L1811485
Report Date: 04/06/18

SAMPLE RESULTS

Lab ID: L1811485-09
Client ID: SW-28
Sample Location: BUFFALO

Date Collected: 04/03/18 12:20
Date Received: 04/03/18
Field Prep: Not Specified

Sample Depth:
Matrix: Soil

Parameter	Result	Qualifier	Units	RL	MDL	Dilution Factor	Date Prepared	Date Analyzed	Analytical Method	Analyst
General Chemistry - Westborough Lab										
Solids, Total	74.7		%	0.100	NA	1	-	04/04/18 07:49	121,2540G	RI

Project Name: 1111 ELMWOOD AVE.
Project Number: 0369-018-001-004-002

Lab Number: L1811485
Report Date: 04/06/18

SAMPLE RESULTS

Lab ID: L1811485-10
Client ID: SW-29
Sample Location: BUFFALO

Date Collected: 04/03/18 12:25
Date Received: 04/03/18
Field Prep: Not Specified

Sample Depth:
Matrix: Soil

Parameter	Result	Qualifier	Units	RL	MDL	Dilution Factor	Date Prepared	Date Analyzed	Analytical Method	Analyst
General Chemistry - Westborough Lab										
Solids, Total	78.0		%	0.100	NA	1	-	04/04/18 07:49	121,2540G	RI

Project Name: 1111 ELMWOOD AVE.
Project Number: 0369-018-001-004-002

Lab Number: L1811485
Report Date: 04/06/18

SAMPLE RESULTS

Lab ID: L1811485-11
Client ID: SW-30
Sample Location: BUFFALO

Date Collected: 04/03/18 12:27
Date Received: 04/03/18
Field Prep: Not Specified

Sample Depth:
Matrix: Soil

Parameter	Result	Qualifier	Units	RL	MDL	Dilution Factor	Date Prepared	Date Analyzed	Analytical Method	Analyst
General Chemistry - Westborough Lab										
Solids, Total	82.7		%	0.100	NA	1	-	04/04/18 07:49	121,2540G	RI

Project Name: 1111 ELMWOOD AVE.
Project Number: 0369-018-001-004-002

Lab Number: L1811485
Report Date: 04/06/18

SAMPLE RESULTS

Lab ID: L1811485-12
Client ID: SW-31
Sample Location: BUFFALO

Date Collected: 04/03/18 15:35
Date Received: 04/03/18
Field Prep: Not Specified

Sample Depth:
Matrix: Soil

Parameter	Result	Qualifier	Units	RL	MDL	Dilution Factor	Date Prepared	Date Analyzed	Analytical Method	Analyst
General Chemistry - Westborough Lab										
Solids, Total	83.4		%	0.100	NA	1	-	04/04/18 07:49	121,2540G	RI

Project Name: 1111 ELMWOOD AVE.
Project Number: 0369-018-001-004-002

Lab Number: L1811485
Report Date: 04/06/18

SAMPLE RESULTS

Lab ID: L1811485-13
Client ID: SW-32
Sample Location: BUFFALO

Date Collected: 04/03/18 15:40
Date Received: 04/03/18
Field Prep: Not Specified

Sample Depth:
Matrix: Soil

Parameter	Result	Qualifier	Units	RL	MDL	Dilution Factor	Date Prepared	Date Analyzed	Analytical Method	Analyst
General Chemistry - Westborough Lab										
Solids, Total	78.0		%	0.100	NA	1	-	04/04/18 07:49	121,2540G	RI

Lab Duplicate Analysis
Batch Quality Control

Project Name: 1111 ELMWOOD AVE.
Project Number: 0369-018-001-004

Lab Number: L1811485
Report Date: 04/06/18

Parameter	Native Sample	Duplicate Sample	Units	RPD	Qual	RPD Limits
General Chemistry - Westborough Lab Associated sample(s): 01-13 QC Batch ID: WG1103323-1 QC Sample: L1811485-06 Client ID: SW-25						
Solids, Total	69.6	70.3	%	1		20

Project Name: 1111 ELMWOOD AVE.
Project Number: 0369-018-001-004-002

Lab Number: L1811485
Report Date: 04/06/18

Sample Receipt and Container Information

Were project specific reporting limits specified? YES

Cooler Information

Cooler	Custody Seal
A	Absent

Container Information

Container ID	Container Type	Cooler	Initial pH	Final pH	Temp deg C	Pres	Seal	Frozen Date/Time	Analysis(*)
L1811485-01A	Glass 60ml unpreserved split	A	NA		2.3	Y	Absent		BE-TI(180),AS-TI(180),BA-TI(180),AG-TI(180),AL-TI(180),CR-TI(180),NI-TI(180),TL-TI(180),CU-TI(180),PB-TI(180),SB-TI(180),SE-TI(180),ZN-TI(180),CO-TI(180),V-TI(180),FE-TI(180),HG-T(28),MG-TI(180),MN-TI(180),CA-TI(180),CD-TI(180),K-TI(180),NA-TI(180)
L1811485-01B	Glass 250ml/8oz unpreserved	A	NA		2.3	Y	Absent		NYTCL-8270(14),TS(7)
L1811485-02A	Glass 60ml unpreserved split	A	NA		2.3	Y	Absent		BE-TI(180),AS-TI(180),BA-TI(180),AG-TI(180),AL-TI(180),CR-TI(180),NI-TI(180),TL-TI(180),CU-TI(180),PB-TI(180),SB-TI(180),SE-TI(180),ZN-TI(180),CO-TI(180),V-TI(180),FE-TI(180),HG-T(28),MG-TI(180),MN-TI(180),CA-TI(180),CD-TI(180),K-TI(180),NA-TI(180)
L1811485-02B	Glass 250ml/8oz unpreserved	A	NA		2.3	Y	Absent		NYTCL-8270(14),TS(7)
L1811485-03A	Glass 60ml unpreserved split	A	NA		2.3	Y	Absent		BE-TI(180),AS-TI(180),BA-TI(180),AG-TI(180),AL-TI(180),CR-TI(180),NI-TI(180),TL-TI(180),CU-TI(180),PB-TI(180),SB-TI(180),SE-TI(180),ZN-TI(180),CO-TI(180),V-TI(180),FE-TI(180),HG-T(28),MG-TI(180),MN-TI(180),CA-TI(180),CD-TI(180),K-TI(180),NA-TI(180)
L1811485-03B	Glass 250ml/8oz unpreserved	A	NA		2.3	Y	Absent		NYTCL-8270(14),TS(7)
L1811485-04A	Glass 60ml unpreserved split	A	NA		2.3	Y	Absent		BE-TI(180),AS-TI(180),BA-TI(180),AG-TI(180),AL-TI(180),CR-TI(180),NI-TI(180),TL-TI(180),CU-TI(180),PB-TI(180),SB-TI(180),SE-TI(180),ZN-TI(180),CO-TI(180),V-TI(180),FE-TI(180),HG-T(28),MG-TI(180),MN-TI(180),CA-TI(180),CD-TI(180),K-TI(180),NA-TI(180)
L1811485-04B	Glass 250ml/8oz unpreserved	A	NA		2.3	Y	Absent		NYTCL-8270(14),TS(7)
L1811485-05A	Glass 60ml unpreserved split	A	NA		2.3	Y	Absent		BE-TI(180),AS-TI(180),BA-TI(180),AG-TI(180),AL-TI(180),CR-TI(180),NI-TI(180),TL-TI(180),CU-TI(180),PB-TI(180),SB-TI(180),SE-TI(180),ZN-TI(180),CO-TI(180),V-TI(180),FE-TI(180),HG-T(28),MG-TI(180),MN-TI(180),CA-TI(180),CD-TI(180),K-TI(180),NA-TI(180)
L1811485-05B	Glass 250ml/8oz unpreserved	A	NA		2.3	Y	Absent		NYTCL-8270(14),TS(7)

*Values in parentheses indicate holding time in days

Project Name: 1111 ELMWOOD AVE.
Project Number: 0369-018-001-004-002

Lab Number: L1811485
Report Date: 04/06/18

Container Information

Container ID	Container Type	Cooler	Initial pH	Final pH	Temp deg C	Pres	Seal	Frozen Date/Time	Analysis(*)
L1811485-06A	Glass 250ml/8oz unpreserved	A	NA		2.3	Y	Absent		BE-TI(180),AS-TI(180),BA-TI(180),AG-TI(180),AL-TI(180),CR-TI(180),NI-TI(180),TL-TI(180),CU-TI(180),PB-TI(180),SB-TI(180),SE-TI(180),ZN-TI(180),CO-TI(180),V-TI(180),FE-TI(180),HG-T(28),MG-TI(180),MN-TI(180),CA-TI(180),CD-TI(180),K-TI(180),NA-TI(180)
L1811485-06B	Glass 250ml/8oz unpreserved	A	NA		2.3	Y	Absent		NYTCL-8270(14),TS(7)
L1811485-06B1	Glass 250ml/8oz unpreserved	A	NA		2.3	Y	Absent		NYTCL-8270(14),TS(7)
L1811485-07A	Glass 60ml unpreserved split	A	NA		2.3	Y	Absent		BE-TI(180),AS-TI(180),BA-TI(180),AG-TI(180),AL-TI(180),CR-TI(180),NI-TI(180),TL-TI(180),CU-TI(180),PB-TI(180),SB-TI(180),SE-TI(180),ZN-TI(180),CO-TI(180),V-TI(180),FE-TI(180),HG-T(28),MG-TI(180),MN-TI(180),CA-TI(180),CD-TI(180),K-TI(180),NA-TI(180)
L1811485-07B	Glass 250ml/8oz unpreserved	A	NA		2.3	Y	Absent		NYTCL-8270(14),TS(7)
L1811485-08A	Glass 60ml unpreserved split	A	NA		2.3	Y	Absent		BE-TI(180),AS-TI(180),BA-TI(180),AG-TI(180),AL-TI(180),CR-TI(180),NI-TI(180),TL-TI(180),CU-TI(180),PB-TI(180),SB-TI(180),SE-TI(180),ZN-TI(180),CO-TI(180),V-TI(180),FE-TI(180),HG-T(28),MG-TI(180),MN-TI(180),CA-TI(180),CD-TI(180),K-TI(180),NA-TI(180)
L1811485-08B	Glass 250ml/8oz unpreserved	A	NA		2.3	Y	Absent		NYTCL-8270(14),TS(7)
L1811485-09A	Glass 60ml unpreserved split	A	NA		2.3	Y	Absent		BE-TI(180),AS-TI(180),BA-TI(180),AG-TI(180),AL-TI(180),CR-TI(180),NI-TI(180),TL-TI(180),CU-TI(180),PB-TI(180),SB-TI(180),SE-TI(180),ZN-TI(180),CO-TI(180),V-TI(180),FE-TI(180),HG-T(28),MG-TI(180),MN-TI(180),CA-TI(180),CD-TI(180),K-TI(180),NA-TI(180)
L1811485-09B	Glass 250ml/8oz unpreserved	A	NA		2.3	Y	Absent		NYTCL-8270(14),TS(7)
L1811485-10A	Glass 60ml unpreserved split	A	NA		2.3	Y	Absent		BE-TI(180),AS-TI(180),BA-TI(180),AG-TI(180),AL-TI(180),CR-TI(180),NI-TI(180),TL-TI(180),CU-TI(180),PB-TI(180),SB-TI(180),SE-TI(180),ZN-TI(180),CO-TI(180),V-TI(180),FE-TI(180),HG-T(28),MG-TI(180),MN-TI(180),CA-TI(180),CD-TI(180),K-TI(180),NA-TI(180)
L1811485-10B	Glass 250ml/8oz unpreserved	A	NA		2.3	Y	Absent		NYTCL-8270(14),TS(7)
L1811485-11A	Glass 60ml unpreserved split	A	NA		2.3	Y	Absent		BE-TI(180),AS-TI(180),BA-TI(180),AG-TI(180),AL-TI(180),CR-TI(180),NI-TI(180),TL-TI(180),CU-TI(180),PB-TI(180),SB-TI(180),SE-TI(180),ZN-TI(180),CO-TI(180),V-TI(180),FE-TI(180),HG-T(28),MG-TI(180),MN-TI(180),CA-TI(180),CD-TI(180),K-TI(180),NA-TI(180)
L1811485-11B	Glass 250ml/8oz unpreserved	A	NA		2.3	Y	Absent		NYTCL-8270(14),TS(7)

*Values in parentheses indicate holding time in days

Project Name: 1111 ELMWOOD AVE.
Project Number: 0369-018-001-004-002

Lab Number: L1811485
Report Date: 04/06/18

Container Information

Container ID	Container Type	Cooler	Initial pH	Final pH	Temp deg C	Pres	Seal	Frozen Date/Time	Analysis(*)
L1811485-12A	Glass 60ml unpreserved split	A	NA		2.3	Y	Absent		BE-TI(180),AS-TI(180),BA-TI(180),AG-TI(180),AL-TI(180),CR-TI(180),NI-TI(180),TL-TI(180),CU-TI(180),PB-TI(180),SB-TI(180),SE-TI(180),ZN-TI(180),CO-TI(180),V-TI(180),FE-TI(180),HG-T(28),MG-TI(180),MN-TI(180),CA-TI(180),CD-TI(180),K-TI(180),NA-TI(180)
L1811485-12B	Glass 250ml/8oz unpreserved	A	NA		2.3	Y	Absent		NYTCL-8270(14),TS(7)
L1811485-13A	Glass 120ml/4oz unpreserved	A	NA		2.3	Y	Absent		BE-TI(180),AS-TI(180),BA-TI(180),AG-TI(180),AL-TI(180),CR-TI(180),NI-TI(180),TL-TI(180),CU-TI(180),PB-TI(180),SB-TI(180),SE-TI(180),ZN-TI(180),CO-TI(180),V-TI(180),FE-TI(180),HG-T(28),MG-TI(180),MN-TI(180),CA-TI(180),CD-TI(180),K-TI(180),NA-TI(180)
L1811485-13A1	Glass 120ml/4oz unpreserved	A	NA		2.3	Y	Absent		BE-TI(180),AS-TI(180),BA-TI(180),AG-TI(180),AL-TI(180),CR-TI(180),NI-TI(180),TL-TI(180),CU-TI(180),PB-TI(180),SB-TI(180),SE-TI(180),ZN-TI(180),CO-TI(180),V-TI(180),FE-TI(180),HG-T(28),MG-TI(180),MN-TI(180),CA-TI(180),CD-TI(180),K-TI(180),NA-TI(180)
L1811485-13B	Glass 250ml/8oz unpreserved	A	NA		2.3	Y	Absent		NYTCL-8270(14),TS(7)
L1811485-13B1	Glass 250ml/8oz unpreserved	A	NA		2.3	Y	Absent		NYTCL-8270(14),TS(7)
L1811485-14A	Glass 60ml unpreserved split	A	NA		2.3	Y	Absent		-
L1811485-14B	Glass 250ml/8oz unpreserved	A	NA		2.3	Y	Absent		-

*Values in parentheses indicate holding time in days

Project Name:	1111 ELMWOOD AVE.	**Lab Number:**	L1811485
Project Number:	0369-018-001-004-002	**Report Date:**	04/06/18

GLOSSARY

Acronyms

EDL	- Estimated Detection Limit: This value represents the level to which target analyte concentrations are reported as estimated values, when those target analyte concentrations are quantified below the reporting limit (RL). The EDL includes any adjustments from dilutions, concentrations or moisture content, where applicable. The use of EDLs is specific to the analysis of PAHs using Solid-Phase Microextraction (SPME).
EPA	- Environmental Protection Agency.
LCS	- Laboratory Control Sample: A sample matrix, free from the analytes of interest, spiked with verified known amounts of analytes or a material containing known and verified amounts of analytes.
LCSD	- Laboratory Control Sample Duplicate: Refer to LCS.
LFB	- Laboratory Fortified Blank: A sample matrix, free from the analytes of interest, spiked with verified known amounts of analytes or a material containing known and verified amounts of analytes.
MDL	- Method Detection Limit: This value represents the level to which target analyte concentrations are reported as estimated values, when those target analyte concentrations are quantified below the reporting limit (RL). The MDL includes any adjustments from dilutions, concentrations or moisture content, where applicable.
MS	- Matrix Spike Sample: A sample prepared by adding a known mass of target analyte to a specified amount of matrix sample for which an independent estimate of target analyte concentration is available.
MSD	- Matrix Spike Sample Duplicate: Refer to MS.
NA	- Not Applicable.
NC	- Not Calculated: Term is utilized when one or more of the results utilized in the calculation are non-detect at the parameter's reporting unit.
NDPA/DPA	- N-Nitrosodiphenylamine/Diphenylamine.
NI	- Not Ignitable.
NP	- Non-Plastic: Term is utilized for the analysis of Atterberg Limits in soil.
RL	- Reporting Limit: The value at which an instrument can accurately measure an analyte at a specific concentration. The RL includes any adjustments from dilutions, concentrations or moisture content, where applicable.
RPD	- Relative Percent Difference: The results from matrix and/or matrix spike duplicates are primarily designed to assess the precision of analytical results in a given matrix and are expressed as relative percent difference (RPD). Values which are less than five times the reporting limit for any individual parameter are evaluated by utilizing the absolute difference between the values; although the RPD value will be provided in the report.
SRM	- Standard Reference Material: A reference sample of a known or certified value that is of the same or similar matrix as the associated field samples.
STLP	- Semi-dynamic Tank Leaching Procedure per EPA Method 1315.
TIC	- Tentatively Identified Compound: A compound that has been identified to be present and is not part of the target compound list (TCL) for the method and/or program. All TICs are qualitatively identified and reported as estimated concentrations.

Footnotes

1	- The reference for this analyte should be considered modified since this analyte is absent from the target analyte list of the original method.

Terms

Analytical Method: Both the document from which the method originates and the analytical reference method. (Example: EPA 8260B is shown as 1,8260B.) The codes for the reference method documents are provided in the References section of the Addendum.

Final pH: As it pertains to Sample Receipt & Container Information section of the report, Final pH reflects pH of container determined after adjustment at the laboratory, if applicable. If no adjustment required, value reflects Initial pH.

Frozen Date/Time: With respect to Volatile Organics in soil, Frozen Date/Time reflects the date/time at which associated Reagent Water-preserved vials were initially frozen. Note: If frozen date/time is beyond 48 hours from sample collection, value will be reflected in 'bold'.

Initial pH: As it pertains to Sample Receipt & Container Information section of the report, Initial pH reflects pH of container determined upon receipt, if applicable.

Total: With respect to Organic analyses, a 'Total' result is defined as the summation of results for individual isomers or Aroclors. If a 'Total' result is requested, the results of its individual components will also be reported. This is applicable to 'Total' results for methods 8260, 8081 and 8082.

Data Qualifiers

A	- Spectra identified as "Aldol Condensation Product".
B	- The analyte was detected above the reporting limit in the associated method blank. Flag only applies to associated field samples that have detectable concentrations of the analyte at less than ten times (10x) the concentration found in the blank. For MCP-related

Report Format: DU Report with 'J' Qualifiers

Project Name:	1111 ELMWOOD AVE.	**Lab Number:**	L1811485
Project Number:	0369-018-001-004-002	**Report Date:**	04/06/18

Data Qualifiers

projects, flag only applies to associated field samples that have detectable concentrations of the analyte at less than ten times (10x) the concentration found in the blank. For DOD-related projects, flag only applies to associated field samples that have detectable concentrations of the analyte at less than ten times (10x) the concentration found in the blank AND the analyte was detected above one-half the reporting limit (or above the reporting limit for common lab contaminants) in the associated method blank. For NJ-Air-related projects, flag only applies to associated field samples that have detectable concentrations of the analyte above the reporting limit. For NJ-related projects (excluding Air), flag only applies to associated field samples that have detectable concentrations of the analyte, which was detected above the reporting limit in the associated method blank or above five times the reporting limit for common lab contaminants (Phthalates, Acetone, Methylene Chloride, 2-Butanone).

C - Co-elution: The target analyte co-elutes with a known lab standard (i.e. surrogate, internal standards, etc.) for co-extracted analyses.

D - Concentration of analyte was quantified from diluted analysis. Flag only applies to field samples that have detectable concentrations of the analyte.

E - Concentration of analyte exceeds the range of the calibration curve and/or linear range of the instrument.

G - The concentration may be biased high due to matrix interferences (i.e, co-elution) with non-target compound(s). The result should be considered estimated.

H - The analysis of pH was performed beyond the regulatory-required holding time of 15 minutes from the time of sample collection.

I - The lower value for the two columns has been reported due to obvious interference.

M - Reporting Limit (RL) exceeds the MCP CAM Reporting Limit for this analyte.

NJ - Presumptive evidence of compound. This represents an estimated concentration for Tentatively Identified Compounds (TICs), where the identification is based on a mass spectral library search.

P - The RPD between the results for the two columns exceeds the method-specified criteria.

Q - The quality control sample exceeds the associated acceptance criteria. For DOD-related projects, LCS and/or Continuing Calibration Standard exceedences are also qualified on all associated sample results. Note: This flag is not applicable for matrix spike recoveries when the sample concentration is greater than 4x the spike added or for batch duplicate RPD when the sample concentrations are less than 5x the RL. (Metals only.)

R - Analytical results are from sample re-analysis.

RE - Analytical results are from sample re-extraction.

S - Analytical results are from modified screening analysis.

J - Estimated value. The Target analyte concentration is below the quantitation limit (RL), but above the Method Detection Limit (MDL) or Estimated Detection Limit (EDL) for SPME-related analyses. This represents an estimated concentration for Tentatively Identified Compounds (TICs).

ND - Not detected at the method detection limit (MDL) for the sample, or estimated detection limit (EDL) for SPME-related analyses.

Report Format: DU Report with 'J' Qualifiers

Project Name:	1111 ELMWOOD AVE.	**Lab Number:**	L1811485
Project Number:	0369-018-001-004-002	**Report Date:**	04/06/18

REFERENCES

1 Test Methods for Evaluating Solid Waste: Physical/Chemical Methods. EPA SW-846. Third Edition. Updates I - IV, 2007.

121 Standard Methods for the Examination of Water and Wastewater. APHA-AWWA-WEF. Standard Methods Online.

LIMITATION OF LIABILITIES

Alpha Analytical performs services with reasonable care and diligence normal to the analytical testing laboratory industry. In the event of an error, the sole and exclusive responsibility of Alpha Analytical shall be to re-perform the work at it's own expense. In no event shall Alpha Analytical be held liable for any incidental, consequential or special damages, including but not limited to, damages in any way connected with the use of, interpretation of, information or analysis provided by Alpha Analytical.

We strongly urge our clients to comply with EPA protocol regarding sample volume, preservation, cooling, containers, sampling procedures, holding time and splitting of samples in the field.

Certification Information

The following analytes are not included in our Primary NELAP Scope of Accreditation:

Westborough Facility
EPA 624: m/p-xylene, o-xylene
EPA 8260C: NPW: 1,2,4,5-Tetramethylbenzene; 4-Ethyltoluene, Azobenzene; SCM: Iodomethane (methyl iodide), Methyl methacrylate, 1,2,4,5-Tetramethylbenzene; 4-Ethyltoluene.
EPA 8270D: NPW: Dimethylnaphthalene,1,4-Diphenylhydrazine; SCM: Dimethylnaphthalene,1,4-Diphenylhydrazine.
EPA 300: DW: Bromide
EPA 6860: SCM: Perchlorate
EPA 9010: NPW and SCM: Amenable Cyanide Distillation
SM4500: NPW: Amenable Cyanide, Dissolved Oxygen; SCM: Total Phosphorus, TKN, NO2, NO3.

Mansfield Facility
SM 2540D: TSS
EPA 8082A: NPW: PCB: 1, 5, 31, 87,101, 110, 141, 151, 153, 180, 183, 187.
EPA TO-15: Halothane, 2,4,4-Trimethyl-2-pentene, 2,4,4-Trimethyl-1-pentene, Thiophene, 2-Methylthiophene, 3-Methylthiophene, 2-Ethylthiophene, 1,2,3-Trimethylbenzene, Indan, Indene, 1,2,4,5-Tetramethylbenzene, Benzothiophene, 1-Methylnaphthalene.
Biological Tissue Matrix: EPA 3050B

The following analytes are included in our Massachusetts DEP Scope of Accreditation

Westborough Facility:

Drinking Water
EPA 300.0: Chloride, Nitrate-N, Fluoride, Sulfate; **EPA 353.2**: Nitrate-N, Nitrite-N; **SM4500NO3-F**: Nitrate-N, Nitrite-N; **SM4500F-C, SM4500CN-CE, EPA 180.1, SM2130B, SM4500CI-D, SM2320B, SM2540C, SM4500H-B**
EPA 332: Perchlorate; **EPA 524.2:** THMs and VOCs; **EPA 504.1:** EDB, DBCP.
Microbiology: **SM9215B; SM9223-P/A, SM9223B-Colilert-QT,SM9222D**.

Non-Potable Water
SM4500H,B, EPA 120.1, SM2510B, SM2540C, SM2320B, SM4500CL-E, SM4500F-BC, SM4500NH3-BH: Ammonia-N and Kjeldahl-N, **EPA 350.1**: Ammonia-N, **LACHAT 10-107-06-1-B**: Ammonia-N, **EPA 351.1, SM4500NO3-F, EPA 353.2**: Nitrate-N**, EPA 351.1, SM4500P-E, SM4500P-B, E, SM4500SO4-E, SM5220D, EPA 410.4, SM5210B, SM5310C, SM4500CL-D, EPA 1664, EPA 420.1, SM4500-CN-CE, SM2540D.**
EPA 624: Volatile Halocarbons & Aromatics,
EPA 608: Chlordane, Toxaphene, Aldrin, alpha-BHC, beta-BHC, gamma-BHC, delta-BHC, Dieldrin, DDD, DDE, DDT, Endosulfan I, Endosulfan II, Endosulfan sulfate, Endrin, Endrin Aldehyde, Heptachlor, Heptachlor Epoxide, PCBs
EPA 625: SVOC (Acid/Base/Neutral Extractables), **EPA 600/4-81-045**: PCB-Oil.
Microbiology: **SM9223B-Colilert-QT; Enterolert-QT, SM9221E, SM9222D.**

Mansfield Facility:

Drinking Water
EPA 200.7: Al, Ba, Be, Cd, Cr, Cu, Mn, Ni, Na, Ag, Ca, Zn. **EPA 200.8:** Al, Sb, As, Ba, Be, Cd, Cr, Cu, Pb, Mn, Ni, Se, Ag, TL, Zn. **EPA 245.1** Hg.
EPA 522.

Non-Potable Water
EPA 200.7: Al, Sb, As, Be, Cd, Ca, Cr, Co, Cu, Fe, Pb, Mg, Mn, Mo, Ni, K, Se, Ag, Na, Sr, TL, Ti, V, Zn.
EPA 200.8: Al, Sb, As, Be, Cd, Cr, Cu, Pb, Mn, Ni, Se, Ag, TL, Zn.
EPA 245.1 Hg.
SM2340B

For a complete listing of analytes and methods, please contact your Alpha Project Manager.

ALPHA ANALYTICAL

NEW YORK CHAIN OF CUSTODY

Westborough, MA 01581
8 Walkup Dr.
TEL: 508-898-9220
FAX: 508-898-9193

Mansfield, MA 02048
320 Forbes Blvd
TEL: 508-822-9300
FAX: 508-822-3288

Service Centers
Mahwah, NJ 07430: 35 Whitney Rd, Suite 5
Albany, NY 12205: 14 Walker Way
Tonawanda, NY 14150: 275 Cooper Ave, Suite 105

Page 1 of 2

Date Rec'd in Lab: 4/4/18

ALPHA Job #: L1811485

Project Information

Project Name: 111 Elmwood Ave
Project Location: Buffalo NY
Project # 0369-018-001-004-007
(Use Project name as Project #) ☒
Project Manager: Chris Borsa
ALPHAQuote #:

Client Information

Client: Benchmark Eng
Address: 2558 Hamburg Turnpike
Lackawanna NY 14218
Phone: (716) 818-8358
Fax: (716) 856-6583
Email: TBehnke@Turkeyhill.com

Turn-Around Time

Standard ☐ Due Date:
Rush (only if pre approved) ☐ # of Days:

Deliverables

☐ ASP-A ☐ ASP-B
☐ EQuIS (1 File) ☐ EQuIS (4 File)
☐ Other

Billing Information

☐ Same as Client Info
PO #

Regulatory Requirement

☐ NY TOGS ☐ NY Part 375
☐ AWQ Standards ☐ NY CP-51
☐ NY Restricted Use ☐ Other
☐ NY Unrestricted Use
☐ NYC Sewer Discharge

Disposal Site Information

Please identify below location of applicable disposal facilities.

Disposal Facility:
☐ NJ ☐ NY
☐ Other:

These samples have been previously analyzed by Alpha ☐

Other project specific requirements/comments:

3 Day

Please specify Metals or TAL.

ANALYSIS

Sample Filtration
☐ Done
☐ Lab to do
Preservation
☐ Lab to do
(Please Specify below)

ALPHA Lab ID (Lab Use Only)	Sample ID	Collection Date	Collection Time	Sample Matrix	Sampler's Initials	TAL METALS	TCL SVOC							Sample Specific Comments	Total Bottles
11485-01	SW-21	4/3/18	1025	soil	TAB	X	X								1
02	SW-22		1030			X	X								1
03	SW-23		1033			X	X								1
04	SW-24		1041			X	X								1
05	Blindup #4		1200			X	X								1
06	SW-25 (MS/MSD)		1045			X	X								3
07	SW-26		1100			X	X								1
08	SW-27		1217			X	X								1
09	SW-28		1220			X	X								1
10	SW-29		1225			X	X								1
					Container Type	A	A								
					Preservative	A	A								

Preservative Code:
A = None
B = HCl
C = HNO_3
D = H_2SO_4
E = NaOH
F = MeOH
G = $NaHSO_4$
H = $Na_2S_2O_3$
K/E = Zn Ac/NaOH
O = Other

Container Code
P = Plastic
A = Amber Glass
V = Vial
G = Glass
B = Bacteria Cup
C = Cube
O = Other
E = Encore
D = BOD Bottle

Westboro: Certification No: MA935
Mansfield: Certification No: MA015

Relinquished By:	Date/Time	Received By:	Date/Time
[signature]	4/3/18 1630	[signature] AAL	4/03/18 16:30
[signature] AAL	4/03/18 16:50	[signature]	4/4/18 0050

Please print clearly, legibly and completely. Samples can not be logged in and turnaround time clock will not start until any ambiguities are resolved. BY EXECUTING THIS COC, THE CLIENT HAS READ AND AGREES TO BE BOUND BY ALPHA'S TERMS & CONDITIONS. (See reverse side.)

Form No: 01-25 HC (rev. 30-Sept-2013)

ALPHA ANALYTICAL

NEW YORK CHAIN OF CUSTODY

Westborough, MA 01581
8 Walkup Dr.
TEL: 508-898-9220
FAX: 508-898-9193

Mansfield, MA 02048
320 Forbes Blvd
TEL: 508-822-9300
FAX: 508-822-3288

Service Centers
Mahwah, NJ 07430: 35 Whitney Rd, Suite 5
Albany, NY 12205: 14 Walker Way
Tonawanda, NY 14150: 275 Cooper Ave, Suite 105

Page 2 of 2

Date Rec'd in Lab: 4/4/18

ALPHA Job #: L1811485 ~~L1844~~ (RM)

Project Information

Project Name: 1111 Elmwood
Project Location: Buffalo
Project #: 0369-018-001-004-002
(Use Project name as Project #) ☒
Project Manager: Chris Bean
ALPHAQuote #:

Turn-Around Time

Standard ☐ Due Date:
Rush (only if pre approved) ☐ # of Days:

Client Information

Client: Benchmark
Address: 2558 Hamburg Turnpike
Lackawanna NY 14218
Phone: (716) 818-8358
Fax: (716) 856-0583
Email: T Bchrt

Deliverables

☐ ASP-A ☐ ASP-B
☐ EQuIS (1 File) ☐ EQuIS (4 File)
☐ Other

Regulatory Requirement

☐ NY TOGS ☐ NY Part 375
☐ AWQ Standards ☐ NY CP-51
☐ NY Restricted Use ☐ Other
☐ NY Unrestricted Use
☐ NYC Sewer Discharge

Billing Information

☐ Same as Client Info
PO #

Disposal Site Information

Please identify below location of applicable disposal facilities.
Disposal Facility:
☐ NJ ☐ NY
☐ Other:

These samples have been previously analyzed by Alpha ☐

Other project specific requirements/comments:

3 Day CAT B

Please specify Metals or TAL.

Sample Filtration
☐ Done
☐ Lab to do
Preservation
☐ Lab to do
(Please Specify below)

ALPHA Lab ID (Lab Use Only)	Sample ID	Collection Date	Collection Time	Sample Matrix	Sampler's Initials	TCL SVOC	TAL METALS							Sample Specific Comments	Total Bottles
11485-11	SW-30	4/3/18	1227	Soil	TAB	X	X								9
12	SW-31	↓	1535	↓	↓	X	X								
13	SW-32 (MS/MSD)	↓	1540	↓	↓	X	X								

Preservative Code:
A = None
B = HCl
C = HNO_3
D = H_2SO_4
E = NaOH
F = MeOH
G = $NaHSO_4$
H = $Na_2S_2O_3$
K/E = Zn Ac/NaOH
O = Other

Container Code
P = Plastic
A = Amber Glass
V = Vial
G = Glass
B = Bacteria Cup
C = Cube
O = Other
E = Encore
D = BOD Bottle

Westboro: Certification No: MA935
Mansfield: Certification No: MA015

Container Type	A	A
Preservative	A	A

Relinquished By:	Date/Time	Received By:	Date/Time
[signature]	4/3/18 16:30	JMAC AAL	4/03/18 16:30
JMAC AAL	4/03/18 16:50	[signature]	4/4/18 0050

Please print clearly, legibly and completely. Samples can not be logged in and turnaround time clock will not start until any ambiguities are resolved. BY EXECUTING THIS COC, THE CLIENT HAS READ AND AGREES TO BE BOUND BY ALPHA'S TERMS & CONDITIONS. (See reverse side.)

Form No: 01-25 HC (rev. 30-Sept-2013)

ANALYTICAL REPORT

Lab Number:	L1811487
Client:	Benchmark & Turnkey Companies 2558 Hamburg Turnpike Suite 300 Buffalo, NY 14218
ATTN:	Chris Boron
Phone:	(716) 856-0599
Project Name:	1111 ELMWOOD
Project Number:	0369-018-001-009-002
Report Date:	04/10/18

The original project report/data package is held by Alpha Analytical. This report/data package is paginated and should be reproduced only in its entirety. Alpha Analytical holds no responsibility for results and/or data that are not consistent with the original.

Certifications & Approvals: MA (M-MA086), NH NELAP (2064), NJ NELAP (MA935), CT (PH-0574), IL (200077), ME (MA00086), MD (348), NY (11148), NC (25700/666), PA (68-03671), RI (LAO00065), TX (T104704476), VT (VT-0935), VA (460195), USDA (Permit #P330-14-00197).

Eight Walkup Drive, Westborough, MA 01581-1019
508-898-9220 (Fax) 508-898-9193 800-624-9220 - www.alphalab.com

Project Name: 1111 ELMWOOD
Project Number: 0369-018-001-009-002

Lab Number: L1811487
Report Date: 04/10/18

Alpha Sample ID	Client ID	Matrix	Sample Location	Collection Date/Time	Receive Date
L1811487-01	B-42	SOIL	BUFFALO, NY	04/03/18 11:06	04/03/18
L1811487-02	B-43	SOIL	BUFFALO, NY	04/03/18 11:08	04/03/18
L1811487-03	B-44	SOIL	BUFFALO, NY	04/03/18 11:20	04/03/18
L1811487-04	B-45	SOIL	BUFFALO, NY	04/03/18 11:37	04/03/18
L1811487-05	B-46	SOIL	BUFFALO, NY	04/03/18 11:39	04/03/18
L1811487-06	B-47	SOIL	BUFFALO, NY	04/03/18 11:41	04/03/18
L1811487-07	B-48	SOIL	BUFFALO, NY	04/03/18 12:39	04/03/18
L1811487-08	B-49	SOIL	BUFFALO, NY	04/03/18 12:39	04/03/18
L1811487-09	B-50	SOIL	BUFFALO, NY	04/03/18 15:30	04/03/18
L1811487-10	BLINDDUP #5	SOIL	BUFFALO, NY	04/03/18 16:00	04/03/18

Project Name: 1111 ELMWOOD
Project Number: 0369-018-001-009-002

Lab Number: L1811487
Report Date: 04/10/18

Case Narrative

The samples were received in accordance with the Chain of Custody and no significant deviations were encountered during the preparation or analysis unless otherwise noted. Sample Receipt, Container Information, and the Chain of Custody are located at the back of the report.

Results contained within this report relate only to the samples submitted under this Alpha Lab Number and meet NELAP requirements for all NELAP accredited parameters unless otherwise noted in the following narrative. The data presented in this report is organized by parameter (i.e. VOC, SVOC, etc.). Sample specific Quality Control data (i.e. Surrogate Spike Recovery) is reported at the end of the target analyte list for each individual sample, followed by the Laboratory Batch Quality Control at the end of each parameter. Tentatively Identified Compounds (TICs), if requested, are reported for compounds identified to be present and are not part of the method/program Target Compound List, even if only a subset of the TCL are being reported. If a sample was re-analyzed or re-extracted due to a required quality control corrective action and if both sets of data are reported, the Laboratory ID of the re-analysis or re-extraction is designated with an "R" or "RE", respectively. When multiple Batch Quality Control elements are reported (e.g. more than one LCS), the associated samples for each element are noted in the grey shaded header line of each data table. Any Laboratory Batch, Sample Specific % recovery or RPD value that is outside the listed Acceptance Criteria is bolded in the report. All specific QC information is also incorporated in the Data Usability format of our Data Merger tool where it can be reviewed along with any associated usability implications. Soil/sediments, solids and tissues are reported on a dry weight basis unless otherwise noted. Definitions of all data qualifiers and acronyms used in this report are provided in the Glossary located at the back of the report.

In reference to questions H (CAM) or 4 (RCP) when "NO" is checked, the performance criteria for CAM and RCP methods allow for some quality control failures to occur and still be within method compliance. In these instances the specific failure is not narrated but noted in the associated QC table. The information is also incorporated in the Data Usability format of our Data Merger tool where it can be reviewed along with any associated usability implications.

Please see the associated ADEx data file for a comparison of laboratory reporting limits that were achieved with the regulatory Numerical Standards requested on the Chain of Custody.

HOLD POLICY
For samples submitted on hold, Alpha's policy is to hold samples (with the exception of Air canisters) free of charge for 21 calendar days from the date the project is completed. After 21 calendar days, we will dispose of all samples submitted including those put on hold unless you have contacted your Client Service Representative and made arrangements for Alpha to continue to hold the samples. Air canisters will be disposed after 3 business days from the date the project is completed.

Please contact Client Services at 800-624-9220 with any questions.

Project Name:	1111 ELMWOOD	**Lab Number:**	L1811487
Project Number:	0369-018-001-009-002	**Report Date:**	04/10/18

Case Narrative (continued)

Report Submission

All non-detect (ND) or estimated concentrations (J-qualified) have been quantitated to the limit noted in the MDL column.

Sample Receipt

L1811487-10: A sample identified as "BLINDDUP #5" was received but not listed on the Chain of Custody. At the client's request, this sample was analyzed.

Total Metals

L1811487-01 through -10: The sample has elevated detection limits for all elements, with the exception of mercury, due to the dilution required by matrix interferences encountered during analysis.

I, the undersigned, attest under the pains and penalties of perjury that, to the best of my knowledge and belief and based upon my personal inquiry of those responsible for providing the information contained in this analytical report, such information is accurate and complete. This certificate of analysis is not complete unless this page accompanies any and all pages of this report.

Authorized Signature: Amita Naik

Title: Technical Director/Representative Date: 04/10/18

ORGANICS

SEMIVOLATILES

Project Name: 1111 ELMWOOD
Project Number: 0369-018-001-009-002
Lab Number: L1811487
Report Date: 04/10/18

SAMPLE RESULTS

Lab ID: L1811487-01
Client ID: B-42
Sample Location: BUFFALO, NY

Date Collected: 04/03/18 11:06
Date Received: 04/03/18
Field Prep: Not Specified

Sample Depth:
Matrix: Soil
Analytical Method: 1,8270D
Analytical Date: 04/10/18 02:39
Analyst: PS
Percent Solids: 75%

Extraction Method: EPA 3546
Extraction Date: 04/04/18 17:46

Parameter	Result	Qualifier	Units	RL	MDL	Dilution Factor
Semivolatile Organics by GC/MS - Westborough Lab						
Acenaphthene	130	J	ug/kg	180	23.	1
Hexachlorobenzene	ND		ug/kg	130	25.	1
Bis(2-chloroethyl)ether	ND		ug/kg	200	30.	1
2-Chloronaphthalene	ND		ug/kg	220	22.	1
3,3'-Dichlorobenzidine	ND		ug/kg	220	59.	1
2,4-Dinitrotoluene	ND		ug/kg	220	44.	1
2,6-Dinitrotoluene	ND		ug/kg	220	38.	1
Fluoranthene	1600		ug/kg	130	25.	1
4-Chlorophenyl phenyl ether	ND		ug/kg	220	24.	1
4-Bromophenyl phenyl ether	ND		ug/kg	220	34.	1
Bis(2-chloroisopropyl)ether	ND		ug/kg	260	38.	1
Bis(2-chloroethoxy)methane	ND		ug/kg	240	22.	1
Hexachlorobutadiene	ND		ug/kg	220	32.	1
Hexachlorocyclopentadiene	ND		ug/kg	630	200	1
Hexachloroethane	ND		ug/kg	180	36.	1
Isophorone	ND		ug/kg	200	29.	1
Naphthalene	86	J	ug/kg	220	27.	1
Nitrobenzene	ND		ug/kg	200	33.	1
NDPA/DPA	ND		ug/kg	180	25.	1
n-Nitrosodi-n-propylamine	ND		ug/kg	220	34.	1
Bis(2-ethylhexyl)phthalate	1600		ug/kg	220	76.	1
Butyl benzyl phthalate	ND		ug/kg	220	56.	1
Di-n-butylphthalate	ND		ug/kg	220	42.	1
Di-n-octylphthalate	ND		ug/kg	220	75.	1
Diethyl phthalate	ND		ug/kg	220	20.	1
Dimethyl phthalate	ND		ug/kg	220	46.	1
Benzo(a)anthracene	750		ug/kg	130	25.	1
Benzo(a)pyrene	610		ug/kg	180	54.	1

Project Name: 1111 ELMWOOD **Lab Number:** L1811487

Project Number: 0369-018-001-009-002 **Report Date:** 04/10/18

SAMPLE RESULTS

Lab ID: L1811487-01 Date Collected: 04/03/18 11:06

Client ID: B-42 Date Received: 04/03/18

Sample Location: BUFFALO, NY Field Prep: Not Specified

Sample Depth:

Parameter	Result	Qualifier	Units	RL	MDL	Dilution Factor
Semivolatile Organics by GC/MS - Westborough Lab						
Benzo(b)fluoranthene	870		ug/kg	130	37.	1
Benzo(k)fluoranthene	290		ug/kg	130	35.	1
Chrysene	700		ug/kg	130	23.	1
Acenaphthylene	ND		ug/kg	180	34.	1
Anthracene	310		ug/kg	130	43.	1
Benzo(ghi)perylene	360		ug/kg	180	26.	1
Fluorene	140	J	ug/kg	220	21.	1
Phenanthrene	1400		ug/kg	130	27.	1
Dibenzo(a,h)anthracene	100	J	ug/kg	130	26.	1
Indeno(1,2,3-cd)pyrene	420		ug/kg	180	31.	1
Pyrene	1300		ug/kg	130	22.	1
Biphenyl	ND		ug/kg	500	51.	1
4-Chloroaniline	ND		ug/kg	220	40.	1
2-Nitroaniline	ND		ug/kg	220	42.	1
3-Nitroaniline	ND		ug/kg	220	42.	1
4-Nitroaniline	ND		ug/kg	220	91.	1
Dibenzofuran	100	J	ug/kg	220	21.	1
2-Methylnaphthalene	36	J	ug/kg	260	27.	1
1,2,4,5-Tetrachlorobenzene	ND		ug/kg	220	23.	1
Acetophenone	ND		ug/kg	220	27.	1
2,4,6-Trichlorophenol	ND		ug/kg	130	42.	1
p-Chloro-m-cresol	ND		ug/kg	220	33.	1
2-Chlorophenol	ND		ug/kg	220	26.	1
2,4-Dichlorophenol	ND		ug/kg	200	35.	1
2,4-Dimethylphenol	ND		ug/kg	220	73.	1
2-Nitrophenol	ND		ug/kg	480	83.	1
4-Nitrophenol	ND		ug/kg	310	90.	1
2,4-Dinitrophenol	ND		ug/kg	1000	100	1
4,6-Dinitro-o-cresol	ND		ug/kg	570	100	1
Pentachlorophenol	ND		ug/kg	180	48.	1
Phenol	ND		ug/kg	220	33.	1
2-Methylphenol	ND		ug/kg	220	34.	1
3-Methylphenol/4-Methylphenol	ND		ug/kg	320	34.	1
2,4,5-Trichlorophenol	ND		ug/kg	220	42.	1
Carbazole	220		ug/kg	220	21.	1
Atrazine	ND		ug/kg	180	77.	1
Benzaldehyde	ND		ug/kg	290	60.	1

Project Name: 1111 ELMWOOD **Lab Number:** L1811487

Project Number: 0369-018-001-009-002 **Report Date:** 04/10/18

SAMPLE RESULTS

Lab ID: L1811487-01 Date Collected: 04/03/18 11:06

Client ID: B-42 Date Received: 04/03/18

Sample Location: BUFFALO, NY Field Prep: Not Specified

Sample Depth:

Parameter	Result	Qualifier	Units	RL	MDL	Dilution Factor
Semivolatile Organics by GC/MS - Westborough Lab						
Caprolactam	ND		ug/kg	220	67.	1
2,3,4,6-Tetrachlorophenol	ND		ug/kg	220	44.	1

Surrogate	% Recovery	Qualifier	Acceptance Criteria
2-Fluorophenol	78		25-120
Phenol-d6	80		10-120
Nitrobenzene-d5	81		23-120
2-Fluorobiphenyl	88		30-120
2,4,6-Tribromophenol	94		10-136
4-Terphenyl-d14	99		18-120

Project Name: 1111 ELMWOOD
Project Number: 0369-018-001-009-002
Lab Number: L1811487
Report Date: 04/10/18

SAMPLE RESULTS

Lab ID: L1811487-02
Client ID: B-43
Sample Location: BUFFALO, NY

Date Collected: 04/03/18 11:08
Date Received: 04/03/18
Field Prep: Not Specified

Sample Depth:
Matrix: Soil
Analytical Method: 1,8270D
Analytical Date: 04/08/18 23:11
Analyst: EK
Percent Solids: 79%

Extraction Method: EPA 3546
Extraction Date: 04/04/18 17:46

Parameter	Result	Qualifier	Units	RL	MDL	Dilution Factor
Semivolatile Organics by GC/MS - Westborough Lab						
Acenaphthene	68	J	ug/kg	160	21.	1
Hexachlorobenzene	ND		ug/kg	120	23.	1
Bis(2-chloroethyl)ether	ND		ug/kg	180	28.	1
2-Chloronaphthalene	ND		ug/kg	200	20.	1
3,3'-Dichlorobenzidine	ND		ug/kg	200	55.	1
2,4-Dinitrotoluene	ND		ug/kg	200	41.	1
2,6-Dinitrotoluene	ND		ug/kg	200	35.	1
Fluoranthene	820		ug/kg	120	24.	1
4-Chlorophenyl phenyl ether	ND		ug/kg	200	22.	1
4-Bromophenyl phenyl ether	ND		ug/kg	200	31.	1
Bis(2-chloroisopropyl)ether	ND		ug/kg	250	35.	1
Bis(2-chloroethoxy)methane	ND		ug/kg	220	20.	1
Hexachlorobutadiene	ND		ug/kg	200	30.	1
Hexachlorocyclopentadiene	ND		ug/kg	590	180	1
Hexachloroethane	ND		ug/kg	160	33.	1
Isophorone	ND		ug/kg	180	27.	1
Naphthalene	34	J	ug/kg	200	25.	1
Nitrobenzene	ND		ug/kg	180	30.	1
NDPA/DPA	ND		ug/kg	160	23.	1
n-Nitrosodi-n-propylamine	ND		ug/kg	200	32.	1
Bis(2-ethylhexyl)phthalate	140	J	ug/kg	200	71.	1
Butyl benzyl phthalate	ND		ug/kg	200	52.	1
Di-n-butylphthalate	ND		ug/kg	200	39.	1
Di-n-octylphthalate	ND		ug/kg	200	70.	1
Diethyl phthalate	ND		ug/kg	200	19.	1
Dimethyl phthalate	ND		ug/kg	200	43.	1
Benzo(a)anthracene	380		ug/kg	120	23.	1
Benzo(a)pyrene	290		ug/kg	160	50.	1

Project Name: 1111 ELMWOOD **Lab Number:** L1811487

Project Number: 0369-018-001-009-002 **Report Date:** 04/10/18

SAMPLE RESULTS

Lab ID: L1811487-02 Date Collected: 04/03/18 11:08

Client ID: B-43 Date Received: 04/03/18

Sample Location: BUFFALO, NY Field Prep: Not Specified

Sample Depth:

Parameter	Result	Qualifier	Units	RL	MDL	Dilution Factor
Semivolatile Organics by GC/MS - Westborough Lab						
Benzo(b)fluoranthene	400		ug/kg	120	34.	1
Benzo(k)fluoranthene	150		ug/kg	120	33.	1
Chrysene	380		ug/kg	120	21.	1
Acenaphthylene	ND		ug/kg	160	32.	1
Anthracene	160		ug/kg	120	40.	1
Benzo(ghi)perylene	160		ug/kg	160	24.	1
Fluorene	76	J	ug/kg	200	20.	1
Phenanthrene	740		ug/kg	120	25.	1
Dibenzo(a,h)anthracene	47	J	ug/kg	120	24.	1
Indeno(1,2,3-cd)pyrene	200		ug/kg	160	29.	1
Pyrene	650		ug/kg	120	20.	1
Biphenyl	ND		ug/kg	470	48.	1
4-Chloroaniline	ND		ug/kg	200	37.	1
2-Nitroaniline	ND		ug/kg	200	40.	1
3-Nitroaniline	ND		ug/kg	200	39.	1
4-Nitroaniline	ND		ug/kg	200	85.	1
Dibenzofuran	51	J	ug/kg	200	19.	1
2-Methylnaphthalene	ND		ug/kg	250	25.	1
1,2,4,5-Tetrachlorobenzene	ND		ug/kg	200	21.	1
Acetophenone	ND		ug/kg	200	25.	1
2,4,6-Trichlorophenol	ND		ug/kg	120	39.	1
p-Chloro-m-cresol	ND		ug/kg	200	30.	1
2-Chlorophenol	ND		ug/kg	200	24.	1
2,4-Dichlorophenol	ND		ug/kg	180	33.	1
2,4-Dimethylphenol	ND		ug/kg	200	68.	1
2-Nitrophenol	ND		ug/kg	440	77.	1
4-Nitrophenol	ND		ug/kg	290	84.	1
2,4-Dinitrophenol	ND		ug/kg	980	96.	1
4,6-Dinitro-o-cresol	ND		ug/kg	530	98.	1
Pentachlorophenol	ND		ug/kg	160	45.	1
Phenol	ND		ug/kg	200	31.	1
2-Methylphenol	ND		ug/kg	200	32.	1
3-Methylphenol/4-Methylphenol	ND		ug/kg	300	32.	1
2,4,5-Trichlorophenol	ND		ug/kg	200	39.	1
Carbazole	96	J	ug/kg	200	20.	1
Atrazine	ND		ug/kg	160	72.	1
Benzaldehyde	ND		ug/kg	270	55.	1

Project Name: 1111 ELMWOOD **Lab Number:** L1811487

Project Number: 0369-018-001-009-002 **Report Date:** 04/10/18

SAMPLE RESULTS

Lab ID: L1811487-02 Date Collected: 04/03/18 11:08

Client ID: B-43 Date Received: 04/03/18

Sample Location: BUFFALO, NY Field Prep: Not Specified

Sample Depth:

Parameter	Result	Qualifier	Units	RL	MDL	Dilution Factor
Semivolatile Organics by GC/MS - Westborough Lab						
Caprolactam	ND		ug/kg	200	62.	1
2,3,4,6-Tetrachlorophenol	ND		ug/kg	200	41.	1

Surrogate	% Recovery	Qualifier	Acceptance Criteria
2-Fluorophenol	98		25-120
Phenol-d6	80		10-120
Nitrobenzene-d5	81		23-120
2-Fluorobiphenyl	81		30-120
2,4,6-Tribromophenol	86		10-136
4-Terphenyl-d14	82		18-120

Project Name: 1111 ELMWOOD
Project Number: 0369-018-001-009-002
Lab Number: L1811487
Report Date: 04/10/18

SAMPLE RESULTS

Lab ID: L1811487-03
Client ID: B-44
Sample Location: BUFFALO, NY

Date Collected: 04/03/18 11:20
Date Received: 04/03/18
Field Prep: Not Specified

Sample Depth:
Matrix: Soil
Analytical Method: 1,8270D
Analytical Date: 04/08/18 22:43
Analyst: EK
Percent Solids: 80%

Extraction Method: EPA 3546
Extraction Date: 04/04/18 17:46

Parameter	Result	Qualifier	Units	RL	MDL	Dilution Factor
Semivolatile Organics by GC/MS - Westborough Lab						
Acenaphthene	ND		ug/kg	160	21.	1
Hexachlorobenzene	ND		ug/kg	120	23.	1
Bis(2-chloroethyl)ether	ND		ug/kg	180	28.	1
2-Chloronaphthalene	ND		ug/kg	200	20.	1
3,3'-Dichlorobenzidine	ND		ug/kg	200	54.	1
2,4-Dinitrotoluene	ND		ug/kg	200	41.	1
2,6-Dinitrotoluene	ND		ug/kg	200	35.	1
Fluoranthene	99	J	ug/kg	120	24.	1
4-Chlorophenyl phenyl ether	ND		ug/kg	200	22.	1
4-Bromophenyl phenyl ether	ND		ug/kg	200	31.	1
Bis(2-chloroisopropyl)ether	ND		ug/kg	250	35.	1
Bis(2-chloroethoxy)methane	ND		ug/kg	220	20.	1
Hexachlorobutadiene	ND		ug/kg	200	30.	1
Hexachlorocyclopentadiene	ND		ug/kg	590	180	1
Hexachloroethane	ND		ug/kg	160	33.	1
Isophorone	ND		ug/kg	180	27.	1
Naphthalene	ND		ug/kg	200	25.	1
Nitrobenzene	ND		ug/kg	180	30.	1
NDPA/DPA	ND		ug/kg	160	23.	1
n-Nitrosodi-n-propylamine	ND		ug/kg	200	32.	1
Bis(2-ethylhexyl)phthalate	ND		ug/kg	200	71.	1
Butyl benzyl phthalate	ND		ug/kg	200	52.	1
Di-n-butylphthalate	ND		ug/kg	200	39.	1
Di-n-octylphthalate	ND		ug/kg	200	70.	1
Diethyl phthalate	ND		ug/kg	200	19.	1
Dimethyl phthalate	ND		ug/kg	200	43.	1
Benzo(a)anthracene	73	J	ug/kg	120	23.	1
Benzo(a)pyrene	72	J	ug/kg	160	50.	1

Project Name: 1111 ELMWOOD **Lab Number:** L1811487

Project Number: 0369-018-001-009-002 **Report Date:** 04/10/18

SAMPLE RESULTS

Lab ID: L1811487-03 Date Collected: 04/03/18 11:20

Client ID: B-44 Date Received: 04/03/18

Sample Location: BUFFALO, NY Field Prep: Not Specified

Sample Depth:

Parameter	Result	Qualifier	Units	RL	MDL	Dilution Factor
Semivolatile Organics by GC/MS - Westborough Lab						
Benzo(b)fluoranthene	90	J	ug/kg	120	34.	1
Benzo(k)fluoranthene	33	J	ug/kg	120	33.	1
Chrysene	65	J	ug/kg	120	21.	1
Acenaphthylene	ND		ug/kg	160	32.	1
Anthracene	ND		ug/kg	120	40.	1
Benzo(ghi)perylene	50	J	ug/kg	160	24.	1
Fluorene	ND		ug/kg	200	20.	1
Phenanthrene	ND		ug/kg	120	25.	1
Dibenzo(a,h)anthracene	ND		ug/kg	120	24.	1
Indeno(1,2,3-cd)pyrene	54	J	ug/kg	160	28.	1
Pyrene	97	J	ug/kg	120	20.	1
Biphenyl	ND		ug/kg	470	48.	1
4-Chloroaniline	ND		ug/kg	200	37.	1
2-Nitroaniline	ND		ug/kg	200	40.	1
3-Nitroaniline	ND		ug/kg	200	39.	1
4-Nitroaniline	ND		ug/kg	200	85.	1
Dibenzofuran	ND		ug/kg	200	19.	1
2-Methylnaphthalene	ND		ug/kg	250	25.	1
1,2,4,5-Tetrachlorobenzene	ND		ug/kg	200	21.	1
Acetophenone	ND		ug/kg	200	25.	1
2,4,6-Trichlorophenol	ND		ug/kg	120	39.	1
p-Chloro-m-cresol	ND		ug/kg	200	30.	1
2-Chlorophenol	ND		ug/kg	200	24.	1
2,4-Dichlorophenol	ND		ug/kg	180	33.	1
2,4-Dimethylphenol	ND		ug/kg	200	68.	1
2-Nitrophenol	ND		ug/kg	440	77.	1
4-Nitrophenol	ND		ug/kg	290	84.	1
2,4-Dinitrophenol	ND		ug/kg	980	96.	1
4,6-Dinitro-o-cresol	ND		ug/kg	530	98.	1
Pentachlorophenol	ND		ug/kg	160	45.	1
Phenol	ND		ug/kg	200	31.	1
2-Methylphenol	ND		ug/kg	200	32.	1
3-Methylphenol/4-Methylphenol	ND		ug/kg	300	32.	1
2,4,5-Trichlorophenol	ND		ug/kg	200	39.	1
Carbazole	ND		ug/kg	200	20.	1
Atrazine	ND		ug/kg	160	72.	1
Benzaldehyde	ND		ug/kg	270	55.	1

Project Name: 1111 ELMWOOD
Lab Number: L1811487
Project Number: 0369-018-001-009-002
Report Date: 04/10/18

SAMPLE RESULTS

Lab ID: L1811487-03
Client ID: B-44
Sample Location: BUFFALO, NY
Date Collected: 04/03/18 11:20
Date Received: 04/03/18
Field Prep: Not Specified

Sample Depth:

Parameter	Result	Qualifier	Units	RL	MDL	Dilution Factor
Semivolatile Organics by GC/MS - Westborough Lab						
Caprolactam	ND		ug/kg	200	62.	1
2,3,4,6-Tetrachlorophenol	ND		ug/kg	200	41.	1

Surrogate	% Recovery	Qualifier	Acceptance Criteria
2-Fluorophenol	76		25-120
Phenol-d6	84		10-120
Nitrobenzene-d5	90		23-120
2-Fluorobiphenyl	88		30-120
2,4,6-Tribromophenol	87		10-136
4-Terphenyl-d14	87		18-120

Project Name: 1111 ELMWOOD
Project Number: 0369-018-001-009-002
Lab Number: L1811487
Report Date: 04/10/18

SAMPLE RESULTS

Lab ID: L1811487-04
Client ID: B-45
Sample Location: BUFFALO, NY

Date Collected: 04/03/18 11:37
Date Received: 04/03/18
Field Prep: Not Specified

Sample Depth:
Matrix: Soil
Analytical Method: 1,8270D
Analytical Date: 04/08/18 21:49
Analyst: EK
Percent Solids: 77%

Extraction Method: EPA 3546
Extraction Date: 04/04/18 17:46

Parameter	Result	Qualifier	Units	RL	MDL	Dilution Factor
Semivolatile Organics by GC/MS - Westborough Lab						
Acenaphthene	ND		ug/kg	170	22.	1
Hexachlorobenzene	ND		ug/kg	120	23.	1
Bis(2-chloroethyl)ether	ND		ug/kg	190	28.	1
2-Chloronaphthalene	ND		ug/kg	210	21.	1
3,3'-Dichlorobenzidine	ND		ug/kg	210	56.	1
2,4-Dinitrotoluene	ND		ug/kg	210	42.	1
2,6-Dinitrotoluene	ND		ug/kg	210	36.	1
Fluoranthene	ND		ug/kg	120	24.	1
4-Chlorophenyl phenyl ether	ND		ug/kg	210	22.	1
4-Bromophenyl phenyl ether	ND		ug/kg	210	32.	1
Bis(2-chloroisopropyl)ether	ND		ug/kg	250	36.	1
Bis(2-chloroethoxy)methane	ND		ug/kg	230	21.	1
Hexachlorobutadiene	ND		ug/kg	210	31.	1
Hexachlorocyclopentadiene	ND		ug/kg	600	190	1
Hexachloroethane	ND		ug/kg	170	34.	1
Isophorone	ND		ug/kg	190	27.	1
Naphthalene	ND		ug/kg	210	26.	1
Nitrobenzene	ND		ug/kg	190	31.	1
NDPA/DPA	ND		ug/kg	170	24.	1
n-Nitrosodi-n-propylamine	ND		ug/kg	210	32.	1
Bis(2-ethylhexyl)phthalate	ND		ug/kg	210	72.	1
Butyl benzyl phthalate	ND		ug/kg	210	53.	1
Di-n-butylphthalate	ND		ug/kg	210	40.	1
Di-n-octylphthalate	ND		ug/kg	210	71.	1
Diethyl phthalate	ND		ug/kg	210	19.	1
Dimethyl phthalate	ND		ug/kg	210	44.	1
Benzo(a)anthracene	ND		ug/kg	120	24.	1
Benzo(a)pyrene	ND		ug/kg	170	51.	1

Project Name: 1111 ELMWOOD **Lab Number:** L1811487

Project Number: 0369-018-001-009-002 **Report Date:** 04/10/18

SAMPLE RESULTS

Lab ID: L1811487-04 Date Collected: 04/03/18 11:37

Client ID: B-45 Date Received: 04/03/18

Sample Location: BUFFALO, NY Field Prep: Not Specified

Sample Depth:

Parameter	Result	Qualifier	Units	RL	MDL	Dilution Factor
Semivolatile Organics by GC/MS - Westborough Lab						
Benzo(b)fluoranthene	ND		ug/kg	120	35.	1
Benzo(k)fluoranthene	ND		ug/kg	120	34.	1
Chrysene	ND		ug/kg	120	22.	1
Acenaphthylene	ND		ug/kg	170	32.	1
Anthracene	ND		ug/kg	120	41.	1
Benzo(ghi)perylene	ND		ug/kg	170	25.	1
Fluorene	ND		ug/kg	210	20.	1
Phenanthrene	ND		ug/kg	120	25.	1
Dibenzo(a,h)anthracene	ND		ug/kg	120	24.	1
Indeno(1,2,3-cd)pyrene	ND		ug/kg	170	29.	1
Pyrene	ND		ug/kg	120	21.	1
Biphenyl	ND		ug/kg	480	49.	1
4-Chloroaniline	ND		ug/kg	210	38.	1
2-Nitroaniline	ND		ug/kg	210	40.	1
3-Nitroaniline	ND		ug/kg	210	40.	1
4-Nitroaniline	ND		ug/kg	210	87.	1
Dibenzofuran	ND		ug/kg	210	20.	1
2-Methylnaphthalene	ND		ug/kg	250	25.	1
1,2,4,5-Tetrachlorobenzene	ND		ug/kg	210	22.	1
Acetophenone	ND		ug/kg	210	26.	1
2,4,6-Trichlorophenol	ND		ug/kg	120	40.	1
p-Chloro-m-cresol	ND		ug/kg	210	31.	1
2-Chlorophenol	ND		ug/kg	210	25.	1
2,4-Dichlorophenol	ND		ug/kg	190	34.	1
2,4-Dimethylphenol	ND		ug/kg	210	69.	1
2-Nitrophenol	ND		ug/kg	450	79.	1
4-Nitrophenol	ND		ug/kg	290	86.	1
2,4-Dinitrophenol	ND		ug/kg	1000	98.	1
4,6-Dinitro-o-cresol	ND		ug/kg	540	100	1
Pentachlorophenol	ND		ug/kg	170	46.	1
Phenol	ND		ug/kg	210	32.	1
2-Methylphenol	ND		ug/kg	210	32.	1
3-Methylphenol/4-Methylphenol	ND		ug/kg	300	33.	1
2,4,5-Trichlorophenol	ND		ug/kg	210	40.	1
Carbazole	ND		ug/kg	210	20.	1
Atrazine	ND		ug/kg	170	73.	1
Benzaldehyde	ND		ug/kg	280	57.	1

Project Name: 1111 ELMWOOD **Lab Number:** L1811487

Project Number: 0369-018-001-009-002 **Report Date:** 04/10/18

SAMPLE RESULTS

Lab ID: L1811487-04 Date Collected: 04/03/18 11:37

Client ID: B-45 Date Received: 04/03/18

Sample Location: BUFFALO, NY Field Prep: Not Specified

Sample Depth:

Parameter	Result	Qualifier	Units	RL	MDL	Dilution Factor
Semivolatile Organics by GC/MS - Westborough Lab						
Caprolactam	ND		ug/kg	210	64.	1
2,3,4,6-Tetrachlorophenol	ND		ug/kg	210	42.	1

Surrogate	% Recovery	Qualifier	Acceptance Criteria
2-Fluorophenol	67		25-120
Phenol-d6	75		10-120
Nitrobenzene-d5	80		23-120
2-Fluorobiphenyl	79		30-120
2,4,6-Tribromophenol	73		10-136
4-Terphenyl-d14	85		18-120

Project Name: 1111 ELMWOOD
Project Number: 0369-018-001-009-002
Lab Number: L1811487
Report Date: 04/10/18

SAMPLE RESULTS

Lab ID: L1811487-05
Client ID: B-46
Sample Location: BUFFALO, NY

Date Collected: 04/03/18 11:39
Date Received: 04/03/18
Field Prep: Not Specified

Sample Depth:
Matrix: Soil
Analytical Method: 1,8270D
Analytical Date: 04/08/18 22:16
Analyst: EK
Percent Solids: 82%

Extraction Method: EPA 3546
Extraction Date: 04/04/18 17:46

Parameter	Result	Qualifier	Units	RL	MDL	Dilution Factor
Semivolatile Organics by GC/MS - Westborough Lab						
Acenaphthene	ND		ug/kg	160	21.	1
Hexachlorobenzene	ND		ug/kg	120	23.	1
Bis(2-chloroethyl)ether	ND		ug/kg	180	27.	1
2-Chloronaphthalene	ND		ug/kg	200	20.	1
3,3'-Dichlorobenzidine	ND		ug/kg	200	54.	1
2,4-Dinitrotoluene	ND		ug/kg	200	40.	1
2,6-Dinitrotoluene	ND		ug/kg	200	35.	1
Fluoranthene	36	J	ug/kg	120	23.	1
4-Chlorophenyl phenyl ether	ND		ug/kg	200	22.	1
4-Bromophenyl phenyl ether	ND		ug/kg	200	31.	1
Bis(2-chloroisopropyl)ether	ND		ug/kg	240	34.	1
Bis(2-chloroethoxy)methane	ND		ug/kg	220	20.	1
Hexachlorobutadiene	ND		ug/kg	200	30.	1
Hexachlorocyclopentadiene	ND		ug/kg	580	180	1
Hexachloroethane	ND		ug/kg	160	33.	1
Isophorone	ND		ug/kg	180	26.	1
Naphthalene	ND		ug/kg	200	25.	1
Nitrobenzene	ND		ug/kg	180	30.	1
NDPA/DPA	ND		ug/kg	160	23.	1
n-Nitrosodi-n-propylamine	ND		ug/kg	200	31.	1
Bis(2-ethylhexyl)phthalate	ND		ug/kg	200	70.	1
Butyl benzyl phthalate	ND		ug/kg	200	51.	1
Di-n-butylphthalate	ND		ug/kg	200	38.	1
Di-n-octylphthalate	ND		ug/kg	200	69.	1
Diethyl phthalate	ND		ug/kg	200	19.	1
Dimethyl phthalate	ND		ug/kg	200	42.	1
Benzo(a)anthracene	ND		ug/kg	120	23.	1
Benzo(a)pyrene	ND		ug/kg	160	49.	1

Project Name: 1111 ELMWOOD **Lab Number:** L1811487

Project Number: 0369-018-001-009-002 **Report Date:** 04/10/18

SAMPLE RESULTS

Lab ID: L1811487-05 Date Collected: 04/03/18 11:39

Client ID: B-46 Date Received: 04/03/18

Sample Location: BUFFALO, NY Field Prep: Not Specified

Sample Depth:

Parameter	Result	Qualifier	Units	RL	MDL	Dilution Factor
Semivolatile Organics by GC/MS - Westborough Lab						
Benzo(b)fluoranthene	ND		ug/kg	120	34.	1
Benzo(k)fluoranthene	ND		ug/kg	120	32.	1
Chrysene	ND		ug/kg	120	21.	1
Acenaphthylene	ND		ug/kg	160	31.	1
Anthracene	ND		ug/kg	120	39.	1
Benzo(ghi)perylene	ND		ug/kg	160	24.	1
Fluorene	ND		ug/kg	200	20.	1
Phenanthrene	ND		ug/kg	120	25.	1
Dibenzo(a,h)anthracene	ND		ug/kg	120	23.	1
Indeno(1,2,3-cd)pyrene	ND		ug/kg	160	28.	1
Pyrene	27	J	ug/kg	120	20.	1
Biphenyl	ND		ug/kg	460	47.	1
4-Chloroaniline	ND		ug/kg	200	37.	1
2-Nitroaniline	ND		ug/kg	200	39.	1
3-Nitroaniline	ND		ug/kg	200	38.	1
4-Nitroaniline	ND		ug/kg	200	84.	1
Dibenzofuran	ND		ug/kg	200	19.	1
2-Methylnaphthalene	ND		ug/kg	240	24.	1
1,2,4,5-Tetrachlorobenzene	ND		ug/kg	200	21.	1
Acetophenone	ND		ug/kg	200	25.	1
2,4,6-Trichlorophenol	ND		ug/kg	120	38.	1
p-Chloro-m-cresol	ND		ug/kg	200	30.	1
2-Chlorophenol	ND		ug/kg	200	24.	1
2,4-Dichlorophenol	ND		ug/kg	180	32.	1
2,4-Dimethylphenol	ND		ug/kg	200	67.	1
2-Nitrophenol	ND		ug/kg	440	76.	1
4-Nitrophenol	ND		ug/kg	280	82.	1
2,4-Dinitrophenol	ND		ug/kg	970	94.	1
4,6-Dinitro-o-cresol	ND		ug/kg	530	97.	1
Pentachlorophenol	ND		ug/kg	160	44.	1
Phenol	ND		ug/kg	200	30.	1
2-Methylphenol	ND		ug/kg	200	31.	1
3-Methylphenol/4-Methylphenol	ND		ug/kg	290	32.	1
2,4,5-Trichlorophenol	ND		ug/kg	200	39.	1
Carbazole	ND		ug/kg	200	20.	1
Atrazine	ND		ug/kg	160	71.	1
Benzaldehyde	ND		ug/kg	270	55.	1

Project Name: 1111 ELMWOOD **Lab Number:** L1811487

Project Number: 0369-018-001-009-002 **Report Date:** 04/10/18

SAMPLE RESULTS

Lab ID: L1811487-05 Date Collected: 04/03/18 11:39

Client ID: B-46 Date Received: 04/03/18

Sample Location: BUFFALO, NY Field Prep: Not Specified

Sample Depth:

Parameter	Result	Qualifier	Units	RL	MDL	Dilution Factor
Semivolatile Organics by GC/MS - Westborough Lab						
Caprolactam	ND		ug/kg	200	62.	1
2,3,4,6-Tetrachlorophenol	ND		ug/kg	200	41.	1

Surrogate	% Recovery	Qualifier	Acceptance Criteria
2-Fluorophenol	61		25-120
Phenol-d6	71		10-120
Nitrobenzene-d5	115		23-120
2-Fluorobiphenyl	75		30-120
2,4,6-Tribromophenol	78		10-136
4-Terphenyl-d14	82		18-120

Project Name: 1111 ELMWOOD
Project Number: 0369-018-001-009-002
Lab Number: L1811487
Report Date: 04/10/18

SAMPLE RESULTS

Lab ID: L1811487-06
Client ID: B-47
Sample Location: BUFFALO, NY

Date Collected: 04/03/18 11:41
Date Received: 04/03/18
Field Prep: Not Specified

Sample Depth:
Matrix: Soil
Analytical Method: 1,8270D
Analytical Date: 04/08/18 19:34
Analyst: EK
Percent Solids: 86%

Extraction Method: EPA 3546
Extraction Date: 04/04/18 17:46

Parameter	Result	Qualifier	Units	RL	MDL	Dilution Factor
Semivolatile Organics by GC/MS - Westborough Lab						
Acenaphthene	ND		ug/kg	150	20.	1
Hexachlorobenzene	ND		ug/kg	110	21.	1
Bis(2-chloroethyl)ether	ND		ug/kg	170	26.	1
2-Chloronaphthalene	ND		ug/kg	190	19.	1
3,3'-Dichlorobenzidine	ND		ug/kg	190	50.	1
2,4-Dinitrotoluene	ND		ug/kg	190	38.	1
2,6-Dinitrotoluene	ND		ug/kg	190	32.	1
Fluoranthene	ND		ug/kg	110	22.	1
4-Chlorophenyl phenyl ether	ND		ug/kg	190	20.	1
4-Bromophenyl phenyl ether	ND		ug/kg	190	29.	1
Bis(2-chloroisopropyl)ether	ND		ug/kg	230	32.	1
Bis(2-chloroethoxy)methane	ND		ug/kg	200	19.	1
Hexachlorobutadiene	ND		ug/kg	190	28.	1
Hexachlorocyclopentadiene	ND		ug/kg	540	170	1
Hexachloroethane	ND		ug/kg	150	31.	1
Isophorone	ND		ug/kg	170	25.	1
Naphthalene	ND		ug/kg	190	23.	1
Nitrobenzene	ND		ug/kg	170	28.	1
NDPA/DPA	ND		ug/kg	150	22.	1
n-Nitrosodi-n-propylamine	ND		ug/kg	190	29.	1
Bis(2-ethylhexyl)phthalate	73	J	ug/kg	190	66.	1
Butyl benzyl phthalate	ND		ug/kg	190	48.	1
Di-n-butylphthalate	ND		ug/kg	190	36.	1
Di-n-octylphthalate	ND		ug/kg	190	64.	1
Diethyl phthalate	ND		ug/kg	190	18.	1
Dimethyl phthalate	ND		ug/kg	190	40.	1
Benzo(a)anthracene	ND		ug/kg	110	21.	1
Benzo(a)pyrene	ND		ug/kg	150	46.	1

Project Name: 1111 ELMWOOD **Lab Number:** L1811487

Project Number: 0369-018-001-009-002 **Report Date:** 04/10/18

SAMPLE RESULTS

Lab ID: L1811487-06 Date Collected: 04/03/18 11:41

Client ID: B-47 Date Received: 04/03/18

Sample Location: BUFFALO, NY Field Prep: Not Specified

Sample Depth:

Parameter	Result	Qualifier	Units	RL	MDL	Dilution Factor
Semivolatile Organics by GC/MS - Westborough Lab						
Benzo(b)fluoranthene	ND		ug/kg	110	32.	1
Benzo(k)fluoranthene	ND		ug/kg	110	30.	1
Chrysene	ND		ug/kg	110	20.	1
Acenaphthylene	ND		ug/kg	150	29.	1
Anthracene	ND		ug/kg	110	37.	1
Benzo(ghi)perylene	ND		ug/kg	150	22.	1
Fluorene	ND		ug/kg	190	18.	1
Phenanthrene	ND		ug/kg	110	23.	1
Dibenzo(a,h)anthracene	ND		ug/kg	110	22.	1
Indeno(1,2,3-cd)pyrene	ND		ug/kg	150	26.	1
Pyrene	ND		ug/kg	110	19.	1
Biphenyl	ND		ug/kg	430	44.	1
4-Chloroaniline	ND		ug/kg	190	34.	1
2-Nitroaniline	ND		ug/kg	190	36.	1
3-Nitroaniline	ND		ug/kg	190	36.	1
4-Nitroaniline	ND		ug/kg	190	78.	1
Dibenzofuran	ND		ug/kg	190	18.	1
2-Methylnaphthalene	ND		ug/kg	230	23.	1
1,2,4,5-Tetrachlorobenzene	ND		ug/kg	190	20.	1
Acetophenone	ND		ug/kg	190	23.	1
2,4,6-Trichlorophenol	ND		ug/kg	110	36.	1
p-Chloro-m-cresol	ND		ug/kg	190	28.	1
2-Chlorophenol	ND		ug/kg	190	22.	1
2,4-Dichlorophenol	ND		ug/kg	170	30.	1
2,4-Dimethylphenol	ND		ug/kg	190	62.	1
2-Nitrophenol	ND		ug/kg	410	71.	1
4-Nitrophenol	ND		ug/kg	260	77.	1
2,4-Dinitrophenol	ND		ug/kg	910	88.	1
4,6-Dinitro-o-cresol	ND		ug/kg	490	91.	1
Pentachlorophenol	ND		ug/kg	150	42.	1
Phenol	ND		ug/kg	190	29.	1
2-Methylphenol	ND		ug/kg	190	29.	1
3-Methylphenol/4-Methylphenol	ND		ug/kg	270	30.	1
2,4,5-Trichlorophenol	ND		ug/kg	190	36.	1
Carbazole	ND		ug/kg	190	18.	1
Atrazine	ND		ug/kg	150	66.	1
Benzaldehyde	ND		ug/kg	250	51.	1

Project Name: 1111 ELMWOOD
Lab Number: L1811487
Project Number: 0369-018-001-009-002
Report Date: 04/10/18

SAMPLE RESULTS

Lab ID: L1811487-06
Client ID: B-47
Sample Location: BUFFALO, NY
Date Collected: 04/03/18 11:41
Date Received: 04/03/18
Field Prep: Not Specified

Sample Depth:

Parameter	Result	Qualifier	Units	RL	MDL	Dilution Factor
Semivolatile Organics by GC/MS - Westborough Lab						
Caprolactam	ND		ug/kg	190	58.	1
2,3,4,6-Tetrachlorophenol	ND		ug/kg	190	38.	1

Surrogate	% Recovery	Qualifier	Acceptance Criteria
2-Fluorophenol	83		25-120
Phenol-d6	91		10-120
Nitrobenzene-d5	86		23-120
2-Fluorobiphenyl	86		30-120
2,4,6-Tribromophenol	87		10-136
4-Terphenyl-d14	83		18-120

Project Name: 1111 ELMWOOD
Project Number: 0369-018-001-009-002
Lab Number: L1811487
Report Date: 04/10/18

SAMPLE RESULTS

Lab ID: L1811487-07
Client ID: B-48
Sample Location: BUFFALO, NY

Date Collected: 04/03/18 12:39
Date Received: 04/03/18
Field Prep: Not Specified

Sample Depth:
Matrix: Soil
Analytical Method: 1,8270D
Analytical Date: 04/08/18 23:38
Analyst: EK
Percent Solids: 78%

Extraction Method: EPA 3546
Extraction Date: 04/04/18 17:46

Parameter	Result	Qualifier	Units	RL	MDL	Dilution Factor
Semivolatile Organics by GC/MS - Westborough Lab						
Acenaphthene	36	J	ug/kg	170	22.	1
Hexachlorobenzene	ND		ug/kg	120	23.	1
Bis(2-chloroethyl)ether	ND		ug/kg	190	28.	1
2-Chloronaphthalene	ND		ug/kg	210	21.	1
3,3'-Dichlorobenzidine	ND		ug/kg	210	56.	1
2,4-Dinitrotoluene	ND		ug/kg	210	42.	1
2,6-Dinitrotoluene	ND		ug/kg	210	36.	1
Fluoranthene	410		ug/kg	120	24.	1
4-Chlorophenyl phenyl ether	ND		ug/kg	210	22.	1
4-Bromophenyl phenyl ether	ND		ug/kg	210	32.	1
Bis(2-chloroisopropyl)ether	ND		ug/kg	250	36.	1
Bis(2-chloroethoxy)methane	ND		ug/kg	230	21.	1
Hexachlorobutadiene	ND		ug/kg	210	31.	1
Hexachlorocyclopentadiene	ND		ug/kg	600	190	1
Hexachloroethane	ND		ug/kg	170	34.	1
Isophorone	ND		ug/kg	190	27.	1
Naphthalene	ND		ug/kg	210	26.	1
Nitrobenzene	ND		ug/kg	190	31.	1
NDPA/DPA	ND		ug/kg	170	24.	1
n-Nitrosodi-n-propylamine	ND		ug/kg	210	32.	1
Bis(2-ethylhexyl)phthalate	ND		ug/kg	210	72.	1
Butyl benzyl phthalate	ND		ug/kg	210	53.	1
Di-n-butylphthalate	ND		ug/kg	210	40.	1
Di-n-octylphthalate	ND		ug/kg	210	71.	1
Diethyl phthalate	ND		ug/kg	210	19.	1
Dimethyl phthalate	ND		ug/kg	210	44.	1
Benzo(a)anthracene	190		ug/kg	120	24.	1
Benzo(a)pyrene	150	J	ug/kg	170	51.	1

Project Name: 1111 ELMWOOD **Lab Number:** L1811487

Project Number: 0369-018-001-009-002 **Report Date:** 04/10/18

SAMPLE RESULTS

Lab ID: L1811487-07 Date Collected: 04/03/18 12:39

Client ID: B-48 Date Received: 04/03/18

Sample Location: BUFFALO, NY Field Prep: Not Specified

Sample Depth:

Parameter	Result	Qualifier	Units	RL	MDL	Dilution Factor
Semivolatile Organics by GC/MS - Westborough Lab						
Benzo(b)fluoranthene	200		ug/kg	120	35.	1
Benzo(k)fluoranthene	74	J	ug/kg	120	34.	1
Chrysene	170		ug/kg	120	22.	1
Acenaphthylene	ND		ug/kg	170	32.	1
Anthracene	76	J	ug/kg	120	41.	1
Benzo(ghi)perylene	91	J	ug/kg	170	25.	1
Fluorene	30	J	ug/kg	210	20.	1
Phenanthrene	320		ug/kg	120	25.	1
Dibenzo(a,h)anthracene	28	J	ug/kg	120	24.	1
Indeno(1,2,3-cd)pyrene	100	J	ug/kg	170	29.	1
Pyrene	330		ug/kg	120	21.	1
Biphenyl	ND		ug/kg	480	48.	1
4-Chloroaniline	ND		ug/kg	210	38.	1
2-Nitroaniline	ND		ug/kg	210	40.	1
3-Nitroaniline	ND		ug/kg	210	40.	1
4-Nitroaniline	ND		ug/kg	210	87.	1
Dibenzofuran	ND		ug/kg	210	20.	1
2-Methylnaphthalene	ND		ug/kg	250	25.	1
1,2,4,5-Tetrachlorobenzene	ND		ug/kg	210	22.	1
Acetophenone	ND		ug/kg	210	26.	1
2,4,6-Trichlorophenol	ND		ug/kg	120	40.	1
p-Chloro-m-cresol	ND		ug/kg	210	31.	1
2-Chlorophenol	ND		ug/kg	210	25.	1
2,4-Dichlorophenol	ND		ug/kg	190	34.	1
2,4-Dimethylphenol	ND		ug/kg	210	69.	1
2-Nitrophenol	ND		ug/kg	450	79.	1
4-Nitrophenol	ND		ug/kg	290	85.	1
2,4-Dinitrophenol	ND		ug/kg	1000	98.	1
4,6-Dinitro-o-cresol	ND		ug/kg	540	100	1
Pentachlorophenol	ND		ug/kg	170	46.	1
Phenol	ND		ug/kg	210	32.	1
2-Methylphenol	ND		ug/kg	210	32.	1
3-Methylphenol/4-Methylphenol	ND		ug/kg	300	33.	1
2,4,5-Trichlorophenol	ND		ug/kg	210	40.	1
Carbazole	24	J	ug/kg	210	20.	1
Atrazine	ND		ug/kg	170	73.	1
Benzaldehyde	ND		ug/kg	280	56.	1

Project Name: 1111 ELMWOOD
Lab Number: L1811487
Project Number: 0369-018-001-009-002
Report Date: 04/10/18

SAMPLE RESULTS

Lab ID: L1811487-07
Client ID: B-48
Sample Location: BUFFALO, NY
Date Collected: 04/03/18 12:39
Date Received: 04/03/18
Field Prep: Not Specified

Sample Depth:

Parameter	Result	Qualifier	Units	RL	MDL	Dilution Factor
Semivolatile Organics by GC/MS - Westborough Lab						
Caprolactam	ND		ug/kg	210	64.	1
2,3,4,6-Tetrachlorophenol	ND		ug/kg	210	42.	1

Surrogate	% Recovery	Qualifier	Acceptance Criteria
2-Fluorophenol	**146**	Q	25-120
Phenol-d6	88		10-120
Nitrobenzene-d5	93		23-120
2-Fluorobiphenyl	92		30-120
2,4,6-Tribromophenol	68		10-136
4-Terphenyl-d14	95		18-120

Project Name: 1111 ELMWOOD
Project Number: 0369-018-001-009-002
Lab Number: L1811487
Report Date: 04/10/18

SAMPLE RESULTS

Lab ID: L1811487-08
Client ID: B-49
Sample Location: BUFFALO, NY

Date Collected: 04/03/18 12:39
Date Received: 04/03/18
Field Prep: Not Specified

Sample Depth:
Matrix: Soil
Analytical Method: 1,8270D
Analytical Date: 04/09/18 00:05
Analyst: EK
Percent Solids: 84%

Extraction Method: EPA 3546
Extraction Date: 04/04/18 17:46

Parameter	Result	Qualifier	Units	RL	MDL	Dilution Factor
Semivolatile Organics by GC/MS - Westborough Lab						
Acenaphthene	ND		ug/kg	150	20.	1
Hexachlorobenzene	ND		ug/kg	120	22.	1
Bis(2-chloroethyl)ether	ND		ug/kg	170	26.	1
2-Chloronaphthalene	ND		ug/kg	190	19.	1
3,3'-Dichlorobenzidine	ND		ug/kg	190	51.	1
2,4-Dinitrotoluene	ND		ug/kg	190	39.	1
2,6-Dinitrotoluene	ND		ug/kg	190	33.	1
Fluoranthene	170		ug/kg	120	22.	1
4-Chlorophenyl phenyl ether	ND		ug/kg	190	21.	1
4-Bromophenyl phenyl ether	ND		ug/kg	190	29.	1
Bis(2-chloroisopropyl)ether	ND		ug/kg	230	33.	1
Bis(2-chloroethoxy)methane	ND		ug/kg	210	19.	1
Hexachlorobutadiene	ND		ug/kg	190	28.	1
Hexachlorocyclopentadiene	ND		ug/kg	550	180	1
Hexachloroethane	ND		ug/kg	150	31.	1
Isophorone	ND		ug/kg	170	25.	1
Naphthalene	ND		ug/kg	190	24.	1
Nitrobenzene	ND		ug/kg	170	28.	1
NDPA/DPA	ND		ug/kg	150	22.	1
n-Nitrosodi-n-propylamine	ND		ug/kg	190	30.	1
Bis(2-ethylhexyl)phthalate	ND		ug/kg	190	67.	1
Butyl benzyl phthalate	ND		ug/kg	190	49.	1
Di-n-butylphthalate	ND		ug/kg	190	37.	1
Di-n-octylphthalate	ND		ug/kg	190	66.	1
Diethyl phthalate	ND		ug/kg	190	18.	1
Dimethyl phthalate	ND		ug/kg	190	40.	1
Benzo(a)anthracene	110	J	ug/kg	120	22.	1
Benzo(a)pyrene	130	J	ug/kg	150	47.	1

Project Name: 1111 ELMWOOD **Lab Number:** L1811487

Project Number: 0369-018-001-009-002 **Report Date:** 04/10/18

SAMPLE RESULTS

Lab ID: L1811487-08 Date Collected: 04/03/18 12:39

Client ID: B-49 Date Received: 04/03/18

Sample Location: BUFFALO, NY Field Prep: Not Specified

Sample Depth:

Parameter	Result	Qualifier	Units	RL	MDL	Dilution Factor
Semivolatile Organics by GC/MS - Westborough Lab						
Benzo(b)fluoranthene	150		ug/kg	120	32.	1
Benzo(k)fluoranthene	54	J	ug/kg	120	31.	1
Chrysene	100	J	ug/kg	120	20.	1
Acenaphthylene	ND		ug/kg	150	30.	1
Anthracene	ND		ug/kg	120	38.	1
Benzo(ghi)perylene	92	J	ug/kg	150	23.	1
Fluorene	ND		ug/kg	190	19.	1
Phenanthrene	68	J	ug/kg	120	23.	1
Dibenzo(a,h)anthracene	32	J	ug/kg	120	22.	1
Indeno(1,2,3-cd)pyrene	110	J	ug/kg	150	27.	1
Pyrene	150		ug/kg	120	19.	1
Biphenyl	ND		ug/kg	440	45.	1
4-Chloroaniline	ND		ug/kg	190	35.	1
2-Nitroaniline	ND		ug/kg	190	37.	1
3-Nitroaniline	ND		ug/kg	190	36.	1
4-Nitroaniline	ND		ug/kg	190	80.	1
Dibenzofuran	ND		ug/kg	190	18.	1
2-Methylnaphthalene	ND		ug/kg	230	23.	1
1,2,4,5-Tetrachlorobenzene	ND		ug/kg	190	20.	1
Acetophenone	ND		ug/kg	190	24.	1
2,4,6-Trichlorophenol	ND		ug/kg	120	37.	1
p-Chloro-m-cresol	ND		ug/kg	190	29.	1
2-Chlorophenol	ND		ug/kg	190	23.	1
2,4-Dichlorophenol	ND		ug/kg	170	31.	1
2,4-Dimethylphenol	ND		ug/kg	190	64.	1
2-Nitrophenol	ND		ug/kg	420	73.	1
4-Nitrophenol	ND		ug/kg	270	79.	1
2,4-Dinitrophenol	ND		ug/kg	930	90.	1
4,6-Dinitro-o-cresol	ND		ug/kg	500	93.	1
Pentachlorophenol	ND		ug/kg	150	42.	1
Phenol	ND		ug/kg	190	29.	1
2-Methylphenol	ND		ug/kg	190	30.	1
3-Methylphenol/4-Methylphenol	ND		ug/kg	280	30.	1
2,4,5-Trichlorophenol	ND		ug/kg	190	37.	1
Carbazole	ND		ug/kg	190	19.	1
Atrazine	ND		ug/kg	150	68.	1
Benzaldehyde	ND		ug/kg	250	52.	1

Project Name: 1111 ELMWOOD
Lab Number: L1811487
Project Number: 0369-018-001-009-002
Report Date: 04/10/18

SAMPLE RESULTS

Lab ID: L1811487-08
Client ID: B-49
Sample Location: BUFFALO, NY
Date Collected: 04/03/18 12:39
Date Received: 04/03/18
Field Prep: Not Specified

Sample Depth:

Parameter	Result	Qualifier	Units	RL	MDL	Dilution Factor
Semivolatile Organics by GC/MS - Westborough Lab						
Caprolactam	ND		ug/kg	190	59.	1
2,3,4,6-Tetrachlorophenol	ND		ug/kg	190	39.	1

Surrogate	% Recovery	Qualifier	Acceptance Criteria
2-Fluorophenol	73		25-120
Phenol-d6	72		10-120
Nitrobenzene-d5	74		23-120
2-Fluorobiphenyl	77		30-120
2,4,6-Tribromophenol	73		10-136
4-Terphenyl-d14	**139**	Q	18-120

Project Name: 1111 ELMWOOD
Project Number: 0369-018-001-009-002
Lab Number: L1811487
Report Date: 04/10/18

SAMPLE RESULTS

Lab ID: L1811487-09
Client ID: B-50
Sample Location: BUFFALO, NY

Date Collected: 04/03/18 15:30
Date Received: 04/03/18
Field Prep: Not Specified

Sample Depth:
Matrix: Soil
Analytical Method: 1,8270D
Analytical Date: 04/08/18 20:01
Analyst: EK
Percent Solids: 77%

Extraction Method: EPA 3546
Extraction Date: 04/04/18 17:46

Parameter	Result	Qualifier	Units	RL	MDL	Dilution Factor
Semivolatile Organics by GC/MS - Westborough Lab						
Acenaphthene	ND		ug/kg	170	22.	1
Hexachlorobenzene	ND		ug/kg	130	24.	1
Bis(2-chloroethyl)ether	ND		ug/kg	190	29.	1
2-Chloronaphthalene	ND		ug/kg	210	21.	1
3,3'-Dichlorobenzidine	ND		ug/kg	210	57.	1
2,4-Dinitrotoluene	ND		ug/kg	210	43.	1
2,6-Dinitrotoluene	ND		ug/kg	210	37.	1
Fluoranthene	ND		ug/kg	130	24.	1
4-Chlorophenyl phenyl ether	ND		ug/kg	210	23.	1
4-Bromophenyl phenyl ether	ND		ug/kg	210	33.	1
Bis(2-chloroisopropyl)ether	ND		ug/kg	260	36.	1
Bis(2-chloroethoxy)methane	ND		ug/kg	230	21.	1
Hexachlorobutadiene	ND		ug/kg	210	31.	1
Hexachlorocyclopentadiene	ND		ug/kg	610	190	1
Hexachloroethane	ND		ug/kg	170	35.	1
Isophorone	ND		ug/kg	190	28.	1
Naphthalene	ND		ug/kg	210	26.	1
Nitrobenzene	ND		ug/kg	190	32.	1
NDPA/DPA	ND		ug/kg	170	24.	1
n-Nitrosodi-n-propylamine	ND		ug/kg	210	33.	1
Bis(2-ethylhexyl)phthalate	ND		ug/kg	210	74.	1
Butyl benzyl phthalate	ND		ug/kg	210	54.	1
Di-n-butylphthalate	ND		ug/kg	210	41.	1
Di-n-octylphthalate	ND		ug/kg	210	73.	1
Diethyl phthalate	ND		ug/kg	210	20.	1
Dimethyl phthalate	ND		ug/kg	210	45.	1
Benzo(a)anthracene	ND		ug/kg	130	24.	1
Benzo(a)pyrene	ND		ug/kg	170	52.	1

Project Name: 1111 ELMWOOD **Lab Number:** L1811487

Project Number: 0369-018-001-009-002 **Report Date:** 04/10/18

SAMPLE RESULTS

Lab ID: L1811487-09 Date Collected: 04/03/18 15:30

Client ID: B-50 Date Received: 04/03/18

Sample Location: BUFFALO, NY Field Prep: Not Specified

Sample Depth:

Parameter	Result	Qualifier	Units	RL	MDL	Dilution Factor
Semivolatile Organics by GC/MS - Westborough Lab						
Benzo(b)fluoranthene	ND		ug/kg	130	36.	1
Benzo(k)fluoranthene	ND		ug/kg	130	34.	1
Chrysene	ND		ug/kg	130	22.	1
Acenaphthylene	ND		ug/kg	170	33.	1
Anthracene	ND		ug/kg	130	42.	1
Benzo(ghi)perylene	ND		ug/kg	170	25.	1
Fluorene	ND		ug/kg	210	21.	1
Phenanthrene	ND		ug/kg	130	26.	1
Dibenzo(a,h)anthracene	ND		ug/kg	130	25.	1
Indeno(1,2,3-cd)pyrene	ND		ug/kg	170	30.	1
Pyrene	ND		ug/kg	130	21.	1
Biphenyl	ND		ug/kg	490	50.	1
4-Chloroaniline	ND		ug/kg	210	39.	1
2-Nitroaniline	ND		ug/kg	210	41.	1
3-Nitroaniline	ND		ug/kg	210	40.	1
4-Nitroaniline	ND		ug/kg	210	89.	1
Dibenzofuran	ND		ug/kg	210	20.	1
2-Methylnaphthalene	ND		ug/kg	260	26.	1
1,2,4,5-Tetrachlorobenzene	ND		ug/kg	210	22.	1
Acetophenone	ND		ug/kg	210	26.	1
2,4,6-Trichlorophenol	ND		ug/kg	130	41.	1
p-Chloro-m-cresol	ND		ug/kg	210	32.	1
2-Chlorophenol	ND		ug/kg	210	25.	1
2,4-Dichlorophenol	ND		ug/kg	190	34.	1
2,4-Dimethylphenol	ND		ug/kg	210	71.	1
2-Nitrophenol	ND		ug/kg	460	80.	1
4-Nitrophenol	ND		ug/kg	300	87.	1
2,4-Dinitrophenol	ND		ug/kg	1000	100	1
4,6-Dinitro-o-cresol	ND		ug/kg	560	100	1
Pentachlorophenol	ND		ug/kg	170	47.	1
Phenol	ND		ug/kg	210	32.	1
2-Methylphenol	ND		ug/kg	210	33.	1
3-Methylphenol/4-Methylphenol	ND		ug/kg	310	34.	1
2,4,5-Trichlorophenol	ND		ug/kg	210	41.	1
Carbazole	ND		ug/kg	210	21.	1
Atrazine	ND		ug/kg	170	75.	1
Benzaldehyde	ND		ug/kg	280	58.	1

Project Name: 1111 ELMWOOD **Lab Number:** L1811487

Project Number: 0369-018-001-009-002 **Report Date:** 04/10/18

SAMPLE RESULTS

Lab ID: L1811487-09 Date Collected: 04/03/18 15:30

Client ID: B-50 Date Received: 04/03/18

Sample Location: BUFFALO, NY Field Prep: Not Specified

Sample Depth:

Parameter	Result	Qualifier	Units	RL	MDL	Dilution Factor
Semivolatile Organics by GC/MS - Westborough Lab						
Caprolactam	ND		ug/kg	210	65.	1
2,3,4,6-Tetrachlorophenol	ND		ug/kg	210	43.	1

Surrogate	% Recovery	Qualifier	Acceptance Criteria
2-Fluorophenol	56		25-120
Phenol-d6	62		10-120
Nitrobenzene-d5	66		23-120
2-Fluorobiphenyl	71		30-120
2,4,6-Tribromophenol	66		10-136
4-Terphenyl-d14	81		18-120

Project Name: 1111 ELMWOOD
Project Number: 0369-018-001-009-002
Lab Number: L1811487
Report Date: 04/10/18

SAMPLE RESULTS

Lab ID: L1811487-10
Client ID: BLINDDUP #5
Sample Location: BUFFALO, NY

Date Collected: 04/03/18 16:00
Date Received: 04/03/18
Field Prep: Not Specified

Sample Depth:
Matrix: Soil
Analytical Method: 1,8270D
Analytical Date: 04/08/18 20:28
Analyst: EK
Percent Solids: 79%

Extraction Method: EPA 3546
Extraction Date: 04/04/18 17:46

Parameter	Result	Qualifier	Units	RL	MDL	Dilution Factor
Semivolatile Organics by GC/MS - Westborough Lab						
Acenaphthene	ND		ug/kg	160	21.	1
Hexachlorobenzene	ND		ug/kg	120	23.	1
Bis(2-chloroethyl)ether	ND		ug/kg	180	28.	1
2-Chloronaphthalene	ND		ug/kg	210	20.	1
3,3'-Dichlorobenzidine	ND		ug/kg	210	55.	1
2,4-Dinitrotoluene	ND		ug/kg	210	41.	1
2,6-Dinitrotoluene	ND		ug/kg	210	35.	1
Fluoranthene	ND		ug/kg	120	24.	1
4-Chlorophenyl phenyl ether	ND		ug/kg	210	22.	1
4-Bromophenyl phenyl ether	ND		ug/kg	210	32.	1
Bis(2-chloroisopropyl)ether	ND		ug/kg	250	35.	1
Bis(2-chloroethoxy)methane	ND		ug/kg	220	21.	1
Hexachlorobutadiene	ND		ug/kg	210	30.	1
Hexachlorocyclopentadiene	ND		ug/kg	590	190	1
Hexachloroethane	ND		ug/kg	160	33.	1
Isophorone	ND		ug/kg	180	27.	1
Naphthalene	ND		ug/kg	210	25.	1
Nitrobenzene	ND		ug/kg	180	30.	1
NDPA/DPA	ND		ug/kg	160	24.	1
n-Nitrosodi-n-propylamine	ND		ug/kg	210	32.	1
Bis(2-ethylhexyl)phthalate	ND		ug/kg	210	71.	1
Butyl benzyl phthalate	ND		ug/kg	210	52.	1
Di-n-butylphthalate	ND		ug/kg	210	39.	1
Di-n-octylphthalate	ND		ug/kg	210	70.	1
Diethyl phthalate	ND		ug/kg	210	19.	1
Dimethyl phthalate	ND		ug/kg	210	43.	1
Benzo(a)anthracene	ND		ug/kg	120	23.	1
Benzo(a)pyrene	ND		ug/kg	160	50.	1

Project Name: 1111 ELMWOOD **Lab Number:** L1811487

Project Number: 0369-018-001-009-002 **Report Date:** 04/10/18

SAMPLE RESULTS

Lab ID: L1811487-10 Date Collected: 04/03/18 16:00

Client ID: BLINDDUP #5 Date Received: 04/03/18

Sample Location: BUFFALO, NY Field Prep: Not Specified

Sample Depth:

Parameter	Result	Qualifier	Units	RL	MDL	Dilution Factor
Semivolatile Organics by GC/MS - Westborough Lab						
Benzo(b)fluoranthene	ND		ug/kg	120	35.	1
Benzo(k)fluoranthene	ND		ug/kg	120	33.	1
Chrysene	ND		ug/kg	120	21.	1
Acenaphthylene	ND		ug/kg	160	32.	1
Anthracene	ND		ug/kg	120	40.	1
Benzo(ghi)perylene	ND		ug/kg	160	24.	1
Fluorene	ND		ug/kg	210	20.	1
Phenanthrene	ND		ug/kg	120	25.	1
Dibenzo(a,h)anthracene	ND		ug/kg	120	24.	1
Indeno(1,2,3-cd)pyrene	ND		ug/kg	160	29.	1
Pyrene	ND		ug/kg	120	20.	1
Biphenyl	ND		ug/kg	470	48.	1
4-Chloroaniline	ND		ug/kg	210	38.	1
2-Nitroaniline	ND		ug/kg	210	40.	1
3-Nitroaniline	ND		ug/kg	210	39.	1
4-Nitroaniline	ND		ug/kg	210	86.	1
Dibenzofuran	ND		ug/kg	210	20.	1
2-Methylnaphthalene	ND		ug/kg	250	25.	1
1,2,4,5-Tetrachlorobenzene	ND		ug/kg	210	22.	1
Acetophenone	ND		ug/kg	210	26.	1
2,4,6-Trichlorophenol	ND		ug/kg	120	39.	1
p-Chloro-m-cresol	ND		ug/kg	210	31.	1
2-Chlorophenol	ND		ug/kg	210	24.	1
2,4-Dichlorophenol	ND		ug/kg	180	33.	1
2,4-Dimethylphenol	ND		ug/kg	210	68.	1
2-Nitrophenol	ND		ug/kg	450	78.	1
4-Nitrophenol	ND		ug/kg	290	84.	1
2,4-Dinitrophenol	ND		ug/kg	990	96.	1
4,6-Dinitro-o-cresol	ND		ug/kg	540	99.	1
Pentachlorophenol	ND		ug/kg	160	45.	1
Phenol	ND		ug/kg	210	31.	1
2-Methylphenol	ND		ug/kg	210	32.	1
3-Methylphenol/4-Methylphenol	ND		ug/kg	300	32.	1
2,4,5-Trichlorophenol	ND		ug/kg	210	40.	1
Carbazole	ND		ug/kg	210	20.	1
Atrazine	ND		ug/kg	160	72.	1
Benzaldehyde	ND		ug/kg	270	56.	1

Project Name: 1111 ELMWOOD **Lab Number:** L1811487

Project Number: 0369-018-001-009-002 **Report Date:** 04/10/18

SAMPLE RESULTS

Lab ID: L1811487-10 Date Collected: 04/03/18 16:00

Client ID: BLINDDUP #5 Date Received: 04/03/18

Sample Location: BUFFALO, NY Field Prep: Not Specified

Sample Depth:

Parameter	Result	Qualifier	Units	RL	MDL	Dilution Factor
Semivolatile Organics by GC/MS - Westborough Lab						
Caprolactam	ND		ug/kg	210	63.	1
2,3,4,6-Tetrachlorophenol	ND		ug/kg	210	42.	1

Surrogate	% Recovery	Qualifier	Acceptance Criteria
2-Fluorophenol	62		25-120
Phenol-d6	72		10-120
Nitrobenzene-d5	74		23-120
2-Fluorobiphenyl	75		30-120
2,4,6-Tribromophenol	71		10-136
4-Terphenyl-d14	89		18-120

Project Name: 1111 ELMWOOD
Project Number: 0369-018-001-009-00

Lab Number: L1811487
Report Date: 04/10/18

Method Blank Analysis
Batch Quality Control

Analytical Method: 1,8270D
Analytical Date: 04/08/18 15:59
Analyst: EK

Extraction Method: EPA 3546
Extraction Date: 04/04/18 17:46

Parameter	Result	Qualifier	Units	RL	MDL
Semivolatile Organics by GC/MS - Westborough Lab for sample(s): 01-10 Batch: WG1103565-1					
Acenaphthene	ND		ug/kg	130	17.
Hexachlorobenzene	ND		ug/kg	97	18.
Bis(2-chloroethyl)ether	ND		ug/kg	140	22.
2-Chloronaphthalene	ND		ug/kg	160	16.
3,3'-Dichlorobenzidine	ND		ug/kg	160	43.
2,4-Dinitrotoluene	ND		ug/kg	160	32.
2,6-Dinitrotoluene	ND		ug/kg	160	28.
Fluoranthene	ND		ug/kg	97	19.
4-Chlorophenyl phenyl ether	ND		ug/kg	160	17.
4-Bromophenyl phenyl ether	ND		ug/kg	160	25.
Bis(2-chloroisopropyl)ether	ND		ug/kg	190	28.
Bis(2-chloroethoxy)methane	ND		ug/kg	180	16.
Hexachlorobutadiene	ND		ug/kg	160	24.
Hexachlorocyclopentadiene	ND		ug/kg	460	150
Hexachloroethane	ND		ug/kg	130	26.
Isophorone	ND		ug/kg	140	21.
Naphthalene	ND		ug/kg	160	20.
Nitrobenzene	ND		ug/kg	140	24.
NDPA/DPA	ND		ug/kg	130	18.
n-Nitrosodi-n-propylamine	ND		ug/kg	160	25.
Bis(2-ethylhexyl)phthalate	ND		ug/kg	160	56.
Butyl benzyl phthalate	ND		ug/kg	160	41.
Di-n-butylphthalate	ND		ug/kg	160	31.
Di-n-octylphthalate	ND		ug/kg	160	55.
Diethyl phthalate	ND		ug/kg	160	15.
Dimethyl phthalate	ND		ug/kg	160	34.
Benzo(a)anthracene	ND		ug/kg	97	18.
Benzo(a)pyrene	ND		ug/kg	130	40.
Benzo(b)fluoranthene	ND		ug/kg	97	27.

Project Name: 1111 ELMWOOD
Project Number: 0369-018-001-009-00

Lab Number: L1811487
Report Date: 04/10/18

Method Blank Analysis
Batch Quality Control

Analytical Method: 1,8270D
Analytical Date: 04/08/18 15:59
Analyst: EK

Extraction Method: EPA 3546
Extraction Date: 04/04/18 17:46

Parameter	Result	Qualifier	Units	RL	MDL
Semivolatile Organics by GC/MS - Westborough Lab for sample(s): 01-10 Batch: WG1103565-1					
Benzo(k)fluoranthene	ND		ug/kg	97	26.
Chrysene	ND		ug/kg	97	17.
Acenaphthylene	ND		ug/kg	130	25.
Anthracene	ND		ug/kg	97	32.
Benzo(ghi)perylene	ND		ug/kg	130	19.
Fluorene	ND		ug/kg	160	16.
Phenanthrene	ND		ug/kg	97	20.
Dibenzo(a,h)anthracene	ND		ug/kg	97	19.
Indeno(1,2,3-cd)pyrene	ND		ug/kg	130	22.
Pyrene	ND		ug/kg	97	16.
Biphenyl	ND		ug/kg	370	38.
4-Chloroaniline	ND		ug/kg	160	29.
2-Nitroaniline	ND		ug/kg	160	31.
3-Nitroaniline	ND		ug/kg	160	30.
4-Nitroaniline	ND		ug/kg	160	67.
Dibenzofuran	ND		ug/kg	160	15.
2-Methylnaphthalene	ND		ug/kg	190	20.
1,2,4,5-Tetrachlorobenzene	ND		ug/kg	160	17.
Acetophenone	ND		ug/kg	160	20.
2,4,6-Trichlorophenol	ND		ug/kg	97	31.
p-Chloro-m-cresol	ND		ug/kg	160	24.
2-Chlorophenol	ND		ug/kg	160	19.
2,4-Dichlorophenol	ND		ug/kg	140	26.
2,4-Dimethylphenol	ND		ug/kg	160	53.
2-Nitrophenol	ND		ug/kg	350	61.
4-Nitrophenol	ND		ug/kg	230	66.
2,4-Dinitrophenol	ND		ug/kg	780	76.
4,6-Dinitro-o-cresol	ND		ug/kg	420	78.
Pentachlorophenol	ND		ug/kg	130	36.

Project Name: 1111 ELMWOOD
Project Number: 0369-018-001-009-00

Lab Number: L1811487
Report Date: 04/10/18

Method Blank Analysis
Batch Quality Control

Analytical Method: 1,8270D
Analytical Date: 04/08/18 15:59
Analyst: EK

Extraction Method: EPA 3546
Extraction Date: 04/04/18 17:46

Parameter	Result	Qualifier	Units	RL	MDL
Semivolatile Organics by GC/MS - Westborough Lab for sample(s): 01-10 Batch: WG1103565-1					
Phenol	ND		ug/kg	160	24.
2-Methylphenol	ND		ug/kg	160	25.
3-Methylphenol/4-Methylphenol	ND		ug/kg	230	25.
2,4,5-Trichlorophenol	ND		ug/kg	160	31.
Carbazole	ND		ug/kg	160	16.
Atrazine	ND		ug/kg	130	57.
Benzaldehyde	ND		ug/kg	210	44.
Caprolactam	ND		ug/kg	160	49.
2,3,4,6-Tetrachlorophenol	ND		ug/kg	160	33.
Tentatively Identified Compounds					
No Tentatively Identified Compounds	ND		ug/kg		

Surrogate	%Recovery	Qualifier	Acceptance Criteria
2-Fluorophenol	75		25-120
Phenol-d6	81		10-120
Nitrobenzene-d5	77		23-120
2-Fluorobiphenyl	78		30-120
2,4,6-Tribromophenol	80		10-136
4-Terphenyl-d14	84		18-120

Lab Control Sample Analysis
Batch Quality Control

Project Name: 1111 ELMWOOD
Project Number: 0369-018-001-009-002

Lab Number: L1811487
Report Date: 04/10/18

Parameter	LCS %Recovery	Qual	LCSD %Recovery	Qual	%Recovery Limits	RPD	Qual	RPD Limits
Semivolatile Organics by GC/MS - Westborough Lab Associated sample(s): 01-10 Batch: WG1103565-2 WG1103565-3								
Acenaphthene	79		77		31-137	3		50
Hexachlorobenzene	78		75		40-140	4		50
Bis(2-chloroethyl)ether	80		75		40-140	6		50
2-Chloronaphthalene	81		78		40-140	4		50
3,3'-Dichlorobenzidine	48		54		40-140	12		50
2,4-Dinitrotoluene	86		81		40-132	6		50
2,6-Dinitrotoluene	86		83		40-140	4		50
Fluoranthene	82		80		40-140	2		50
4-Chlorophenyl phenyl ether	77		77		40-140	0		50
4-Bromophenyl phenyl ether	80		75		40-140	6		50
Bis(2-chloroisopropyl)ether	87		84		40-140	4		50
Bis(2-chloroethoxy)methane	79		76		40-117	4		50
Hexachlorobutadiene	86		80		40-140	7		50
Hexachlorocyclopentadiene	63		61		40-140	3		50
Hexachloroethane	84		80		40-140	5		50
Isophorone	80		78		40-140	3		50
Naphthalene	78		74		40-140	5		50
Nitrobenzene	84		81		40-140	4		50
NDPA/DPA	83		79		36-157	5		50
n-Nitrosodi-n-propylamine	82		80		32-121	2		50
Bis(2-ethylhexyl)phthalate	93		96		40-140	3		50
Butyl benzyl phthalate	88		86		40-140	2		50
Di-n-butylphthalate	87		86		40-140	1		50

Lab Control Sample Analysis

Batch Quality Control

Project Name: 1111 ELMWOOD

Project Number: 0369-018-001-009-002

Lab Number: L1811487

Report Date: 04/10/18

Parameter	LCS %Recovery	Qual	LCSD %Recovery	Qual	%Recovery Limits	RPD	Qual	RPD Limits
Semivolatile Organics by GC/MS - Westborough Lab Associated sample(s): 01-10 Batch: WG1103565-2 WG1103565-3								
Di-n-octylphthalate	91		92		40-140	1		50
Diethyl phthalate	85		83		40-140	2		50
Dimethyl phthalate	84		80		40-140	5		50
Benzo(a)anthracene	81		83		40-140	2		50
Benzo(a)pyrene	81		82		40-140	1		50
Benzo(b)fluoranthene	84		84		40-140	0		50
Benzo(k)fluoranthene	78		81		40-140	4		50
Chrysene	85		84		40-140	1		50
Acenaphthylene	83		81		40-140	2		50
Anthracene	81		81		40-140	0		50
Benzo(ghi)perylene	84		83		40-140	1		50
Fluorene	81		78		40-140	4		50
Phenanthrene	82		80		40-140	2		50
Dibenzo(a,h)anthracene	80		81		40-140	1		50
Indeno(1,2,3-cd)pyrene	86		84		40-140	2		50
Pyrene	78		78		35-142	0		50
Biphenyl	81		78		54-104	4		50
4-Chloroaniline	74		70		40-140	6		50
2-Nitroaniline	88		86		47-134	2		50
3-Nitroaniline	49		57		26-129	15		50
4-Nitroaniline	77		76		41-125	1		50
Dibenzofuran	80		77		40-140	4		50
2-Methylnaphthalene	77		73		40-140	5		50

Lab Control Sample Analysis
Batch Quality Control

Project Name: 1111 ELMWOOD
Project Number: 0369-018-001-009-002

Lab Number: L1811487
Report Date: 04/10/18

Parameter	LCS %Recovery	Qual	LCSD %Recovery	Qual	%Recovery Limits	RPD	Qual	RPD Limits
Semivolatile Organics by GC/MS - Westborough Lab Associated sample(s): 01-10 Batch: WG1103565-2 WG1103565-3								
1,2,4,5-Tetrachlorobenzene	81		81		40-117	0		50
Acetophenone	83		79		14-144	5		50
2,4,6-Trichlorophenol	84		82		30-130	2		50
p-Chloro-m-cresol	94		91		26-103	3		50
2-Chlorophenol	84		81		25-102	4		50
2,4-Dichlorophenol	90		86		30-130	5		50
2,4-Dimethylphenol	83		74		30-130	11		50
2-Nitrophenol	85		84		30-130	1		50
4-Nitrophenol	90		88		11-114	2		50
2,4-Dinitrophenol	71		50		4-130	35		50
4,6-Dinitro-o-cresol	85		81		10-130	5		50
Pentachlorophenol	68		67		17-109	1		50
Phenol	80		77		26-90	4		50
2-Methylphenol	87		82		30-130.	6		50
3-Methylphenol/4-Methylphenol	90		88		30-130	2		50
2,4,5-Trichlorophenol	96		90		30-130	6		50
Carbazole	83		82		54-128	1		50
Atrazine	84		83		40-140	1		50
Benzaldehyde	69		70		40-140	1		50
Caprolactam	102		97		15-130	5		50
2,3,4,6-Tetrachlorophenol	90		86		40-140	5		50

Lab Control Sample Analysis

Batch Quality Control

Project Name: 1111 ELMWOOD

Project Number: 0369-018-001-009-002

Lab Number: L1811487

Report Date: 04/10/18

Parameter	LCS %Recovery	Qual	LCSD %Recovery	Qual	%Recovery Limits	RPD	Qual	RPD Limits
Semivolatile Organics by GC/MS - Westborough Lab Associated sample(s): 01-10 Batch: WG1103565-2 WG1103565-3								

Surrogate	LCS %Recovery	Qual	LCSD %Recovery	Qual	Acceptance Criteria
2-Fluorophenol	82		83		25-120
Phenol-d6	90		87		10-120
Nitrobenzene-d5	83		83		23-120
2-Fluorobiphenyl	85		84		30-120
2,4,6-Tribromophenol	87		85		10-136
4-Terphenyl-d14	84		84		18-120

METALS

Project Name: 1111 ELMWOOD
Lab Number: L1811487
Project Number: 0369-018-001-009-002
Report Date: 04/10/18

SAMPLE RESULTS

Lab ID: L1811487-01
Client ID: B-42
Sample Location: BUFFALO, NY
Date Collected: 04/03/18 11:06
Date Received: 04/03/18
Field Prep: Not Specified

Sample Depth:
Matrix: Soil
Percent Solids: 75%

Parameter	Result	Qualifier	Units	RL	MDL	Dilution Factor	Date Prepared	Date Analyzed	Prep Method	Analytical Method	Analyst
Total Metals - Mansfield Lab											
Aluminum, Total	18300		mg/kg	10.3	2.78	2	04/04/18 18:40	04/05/18 08:22	EPA 3050B	1,6010C	PE
Antimony, Total	ND		mg/kg	5.14	0.390	2	04/04/18 18:40	04/05/18 08:22	EPA 3050B	1,6010C	PE
Arsenic, Total	4.79		mg/kg	1.03	0.214	2	04/04/18 18:40	04/05/18 08:22	EPA 3050B	1,6010C	PE
Barium, Total	546		mg/kg	1.03	0.179	2	04/04/18 18:40	04/05/18 08:22	EPA 3050B	1,6010C	PE
Beryllium, Total	0.802		mg/kg	0.514	0.034	2	04/04/18 18:40	04/05/18 08:22	EPA 3050B	1,6010C	PE
Cadmium, Total	0.884	J	mg/kg	1.03	0.101	2	04/04/18 18:40	04/05/18 08:22	EPA 3050B	1,6010C	PE
Calcium, Total	9870		mg/kg	10.3	3.60	2	04/04/18 18:40	04/05/18 08:22	EPA 3050B	1,6010C	PE
Chromium, Total	25.4		mg/kg	1.03	0.099	2	04/04/18 18:40	04/05/18 08:22	EPA 3050B	1,6010C	PE
Cobalt, Total	12.8		mg/kg	2.06	0.171	2	04/04/18 18:40	04/05/18 08:22	EPA 3050B	1,6010C	PE
Copper, Total	25.0		mg/kg	1.03	0.265	2	04/04/18 18:40	04/05/18 08:22	EPA 3050B	1,6010C	PE
Iron, Total	26500		mg/kg	5.14	0.928	2	04/04/18 18:40	04/05/18 08:22	EPA 3050B	1,6010C	PE
Lead, Total	111		mg/kg	5.14	0.275	2	04/04/18 18:40	04/05/18 08:22	EPA 3050B	1,6010C	PE
Magnesium, Total	8050		mg/kg	10.3	1.58	2	04/04/18 18:40	04/05/18 08:22	EPA 3050B	1,6010C	PE
Manganese, Total	443		mg/kg	1.03	0.163	2	04/04/18 18:40	04/05/18 08:22	EPA 3050B	1,6010C	PE
Mercury, Total	0.087		mg/kg	0.084	0.018	1	04/05/18 07:30	04/05/18 19:32	EPA 7471B	1,7471B	EA
Nickel, Total	27.8		mg/kg	2.57	0.249	2	04/04/18 18:40	04/05/18 08:22	EPA 3050B	1,6010C	PE
Potassium, Total	2090		mg/kg	257	14.8	2	04/04/18 18:40	04/05/18 08:22	EPA 3050B	1,6010C	PE
Selenium, Total	1.50	J	mg/kg	2.06	0.265	2	04/04/18 18:40	04/05/18 08:22	EPA 3050B	1,6010C	PE
Silver, Total	ND		mg/kg	1.03	0.291	2	04/04/18 18:40	04/05/18 08:22	EPA 3050B	1,6010C	PE
Sodium, Total	92.2	J	mg/kg	206	3.24	2	04/04/18 18:40	04/05/18 08:22	EPA 3050B	1,6010C	PE
Thallium, Total	ND		mg/kg	2.06	0.324	2	04/04/18 18:40	04/05/18 08:22	EPA 3050B	1,6010C	PE
Vanadium, Total	31.7		mg/kg	1.03	0.209	2	04/04/18 18:40	04/05/18 08:22	EPA 3050B	1,6010C	PE
Zinc, Total	102		mg/kg	5.14	0.301	2	04/04/18 18:40	04/05/18 08:22	EPA 3050B	1,6010C	PE

Project Name: 1111 ELMWOOD
Project Number: 0369-018-001-009-002
Lab Number: L1811487
Report Date: 04/10/18

SAMPLE RESULTS

Lab ID: L1811487-02
Client ID: B-43
Sample Location: BUFFALO, NY
Date Collected: 04/03/18 11:08
Date Received: 04/03/18
Field Prep: Not Specified

Sample Depth:
Matrix: Soil
Percent Solids: 79%

Parameter	Result	Qualifier	Units	RL	MDL	Dilution Factor	Date Prepared	Date Analyzed	Prep Method	Analytical Method	Analyst
Total Metals - Mansfield Lab											
Aluminum, Total	14300		mg/kg	9.82	2.65	2	04/04/18 18:40	04/05/18 08:27	EPA 3050B	1,6010C	PE
Antimony, Total	ND		mg/kg	4.91	0.373	2	04/04/18 18:40	04/05/18 08:27	EPA 3050B	1,6010C	PE
Arsenic, Total	4.77		mg/kg	0.982	0.204	2	04/04/18 18:40	04/05/18 08:27	EPA 3050B	1,6010C	PE
Barium, Total	109		mg/kg	0.982	0.171	2	04/04/18 18:40	04/05/18 08:27	EPA 3050B	1,6010C	PE
Beryllium, Total	0.608		mg/kg	0.491	0.032	2	04/04/18 18:40	04/05/18 08:27	EPA 3050B	1,6010C	PE
Cadmium, Total	0.795	J	mg/kg	0.982	0.096	2	04/04/18 18:40	04/05/18 08:27	EPA 3050B	1,6010C	PE
Calcium, Total	43400		mg/kg	9.82	3.44	2	04/04/18 18:40	04/05/18 08:27	EPA 3050B	1,6010C	PE
Chromium, Total	18.6		mg/kg	0.982	0.094	2	04/04/18 18:40	04/05/18 08:27	EPA 3050B	1,6010C	PE
Cobalt, Total	12.9		mg/kg	1.96	0.163	2	04/04/18 18:40	04/05/18 08:27	EPA 3050B	1,6010C	PE
Copper, Total	19.2		mg/kg	0.982	0.253	2	04/04/18 18:40	04/05/18 08:27	EPA 3050B	1,6010C	PE
Iron, Total	23500		mg/kg	4.91	0.886	2	04/04/18 18:40	04/05/18 08:27	EPA 3050B	1,6010C	PE
Lead, Total	97.0		mg/kg	4.91	0.263	2	04/04/18 18:40	04/05/18 08:27	EPA 3050B	1,6010C	PE
Magnesium, Total	26100		mg/kg	9.82	1.51	2	04/04/18 18:40	04/05/18 08:27	EPA 3050B	1,6010C	PE
Manganese, Total	571		mg/kg	0.982	0.156	2	04/04/18 18:40	04/05/18 08:27	EPA 3050B	1,6010C	PE
Mercury, Total	0.112		mg/kg	0.079	0.017	1	04/05/18 07:30	04/05/18 19:34	EPA 7471B	1,7471B	EA
Nickel, Total	19.3		mg/kg	2.45	0.238	2	04/04/18 18:40	04/05/18 08:27	EPA 3050B	1,6010C	PE
Potassium, Total	1450		mg/kg	245	14.1	2	04/04/18 18:40	04/05/18 08:27	EPA 3050B	1,6010C	PE
Selenium, Total	1.62	J	mg/kg	1.96	0.253	2	04/04/18 18:40	04/05/18 08:27	EPA 3050B	1,6010C	PE
Silver, Total	ND		mg/kg	0.982	0.278	2	04/04/18 18:40	04/05/18 08:27	EPA 3050B	1,6010C	PE
Sodium, Total	96.4	J	mg/kg	196	3.09	2	04/04/18 18:40	04/05/18 08:27	EPA 3050B	1,6010C	PE
Thallium, Total	ND		mg/kg	1.96	0.309	2	04/04/18 18:40	04/05/18 08:27	EPA 3050B	1,6010C	PE
Vanadium, Total	25.9		mg/kg	0.982	0.199	2	04/04/18 18:40	04/05/18 08:27	EPA 3050B	1,6010C	PE
Zinc, Total	87.9		mg/kg	4.91	0.288	2	04/04/18 18:40	04/05/18 08:27	EPA 3050B	1,6010C	PE

Project Name: 1111 ELMWOOD
Lab Number: L1811487
Project Number: 0369-018-001-009-002
Report Date: 04/10/18

SAMPLE RESULTS

Lab ID: L1811487-03
Client ID: B-44
Sample Location: BUFFALO, NY
Date Collected: 04/03/18 11:20
Date Received: 04/03/18
Field Prep: Not Specified

Sample Depth:
Matrix: Soil
Percent Solids: 80%

Parameter	Result	Qualifier	Units	RL	MDL	Dilution Factor	Date Prepared	Date Analyzed	Prep Method	Analytical Method	Analyst
Total Metals - Mansfield Lab											
Aluminum, Total	11600		mg/kg	9.62	2.60	2	04/04/18 18:40	04/05/18 08:32	EPA 3050B	1,6010C	PE
Antimony, Total	ND		mg/kg	4.81	0.365	2	04/04/18 18:40	04/05/18 08:32	EPA 3050B	1,6010C	PE
Arsenic, Total	4.14		mg/kg	0.962	0.200	2	04/04/18 18:40	04/05/18 08:32	EPA 3050B	1,6010C	PE
Barium, Total	67.7		mg/kg	0.962	0.167	2	04/04/18 18:40	04/05/18 08:32	EPA 3050B	1,6010C	PE
Beryllium, Total	0.356	J	mg/kg	0.481	0.032	2	04/04/18 18:40	04/05/18 08:32	EPA 3050B	1,6010C	PE
Cadmium, Total	0.577	J	mg/kg	0.962	0.094	2	04/04/18 18:40	04/05/18 08:32	EPA 3050B	1,6010C	PE
Calcium, Total	2790		mg/kg	9.62	3.37	2	04/04/18 18:40	04/05/18 08:32	EPA 3050B	1,6010C	PE
Chromium, Total	16.0		mg/kg	0.962	0.092	2	04/04/18 18:40	04/05/18 08:32	EPA 3050B	1,6010C	PE
Cobalt, Total	9.56		mg/kg	1.92	0.160	2	04/04/18 18:40	04/05/18 08:32	EPA 3050B	1,6010C	PE
Copper, Total	8.87		mg/kg	0.962	0.248	2	04/04/18 18:40	04/05/18 08:32	EPA 3050B	1,6010C	PE
Iron, Total	21600		mg/kg	4.81	0.868	2	04/04/18 18:40	04/05/18 08:32	EPA 3050B	1,6010C	PE
Lead, Total	19.4		mg/kg	4.81	0.258	2	04/04/18 18:40	04/05/18 08:32	EPA 3050B	1,6010C	PE
Magnesium, Total	3560		mg/kg	9.62	1.48	2	04/04/18 18:40	04/05/18 08:32	EPA 3050B	1,6010C	PE
Manganese, Total	224		mg/kg	0.962	0.153	2	04/04/18 18:40	04/05/18 08:32	EPA 3050B	1,6010C	PE
Mercury, Total	0.041	J	mg/kg	0.079	0.017	1	04/05/18 07:30	04/05/18 19:36	EPA 7471B	1,7471B	EA
Nickel, Total	12.3		mg/kg	2.40	0.233	2	04/04/18 18:40	04/05/18 08:32	EPA 3050B	1,6010C	PE
Potassium, Total	995		mg/kg	240	13.8	2	04/04/18 18:40	04/05/18 08:32	EPA 3050B	1,6010C	PE
Selenium, Total	1.19	J	mg/kg	1.92	0.248	2	04/04/18 18:40	04/05/18 08:32	EPA 3050B	1,6010C	PE
Silver, Total	ND		mg/kg	0.962	0.272	2	04/04/18 18:40	04/05/18 08:32	EPA 3050B	1,6010C	PE
Sodium, Total	317		mg/kg	192	3.03	2	04/04/18 18:40	04/05/18 08:32	EPA 3050B	1,6010C	PE
Thallium, Total	ND		mg/kg	1.92	0.303	2	04/04/18 18:40	04/05/18 08:32	EPA 3050B	1,6010C	PE
Vanadium, Total	28.5		mg/kg	0.962	0.195	2	04/04/18 18:40	04/05/18 08:32	EPA 3050B	1,6010C	PE
Zinc, Total	49.4		mg/kg	4.81	0.282	2	04/04/18 18:40	04/05/18 08:32	EPA 3050B	1,6010C	PE

Project Name: 1111 ELMWOOD
Project Number: 0369-018-001-009-002
Lab Number: L1811487
Report Date: 04/10/18

SAMPLE RESULTS

Lab ID: L1811487-04
Client ID: B-45
Sample Location: BUFFALO, NY
Date Collected: 04/03/18 11:37
Date Received: 04/03/18
Field Prep: Not Specified

Sample Depth:
Matrix: Soil
Percent Solids: 77%

Parameter	Result	Qualifier	Units	RL	MDL	Dilution Factor	Date Prepared	Date Analyzed	Prep Method	Analytical Method	Analyst
Total Metals - Mansfield Lab											
Aluminum, Total	18700		mg/kg	9.95	2.68	2	04/04/18 18:40	04/05/18 08:46	EPA 3050B	1,6010C	PE
Antimony, Total	ND		mg/kg	4.97	0.378	2	04/04/18 18:40	04/05/18 08:46	EPA 3050B	1,6010C	PE
Arsenic, Total	2.49		mg/kg	0.995	0.207	2	04/04/18 18:40	04/05/18 08:46	EPA 3050B	1,6010C	PE
Barium, Total	131		mg/kg	0.995	0.173	2	04/04/18 18:40	04/05/18 08:46	EPA 3050B	1,6010C	PE
Beryllium, Total	1.09		mg/kg	0.497	0.033	2	04/04/18 18:40	04/05/18 08:46	EPA 3050B	1,6010C	PE
Cadmium, Total	0.776	J	mg/kg	0.995	0.098	2	04/04/18 18:40	04/05/18 08:46	EPA 3050B	1,6010C	PE
Calcium, Total	2050		mg/kg	9.95	3.48	2	04/04/18 18:40	04/05/18 08:46	EPA 3050B	1,6010C	PE
Chromium, Total	24.3		mg/kg	0.995	0.096	2	04/04/18 18:40	04/05/18 08:46	EPA 3050B	1,6010C	PE
Cobalt, Total	13.6		mg/kg	1.99	0.165	2	04/04/18 18:40	04/05/18 08:46	EPA 3050B	1,6010C	PE
Copper, Total	13.9		mg/kg	0.995	0.257	2	04/04/18 18:40	04/05/18 08:46	EPA 3050B	1,6010C	PE
Iron, Total	25600		mg/kg	4.97	0.898	2	04/04/18 18:40	04/05/18 08:46	EPA 3050B	1,6010C	PE
Lead, Total	12.3		mg/kg	4.97	0.266	2	04/04/18 18:40	04/05/18 08:46	EPA 3050B	1,6010C	PE
Magnesium, Total	5880		mg/kg	9.95	1.53	2	04/04/18 18:40	04/05/18 08:46	EPA 3050B	1,6010C	PE
Manganese, Total	321		mg/kg	0.995	0.158	2	04/04/18 18:40	04/05/18 08:46	EPA 3050B	1,6010C	PE
Mercury, Total	0.041	J	mg/kg	0.084	0.018	1	04/05/18 07:30	04/05/18 19:37	EPA 7471B	1,7471B	EA
Nickel, Total	29.4		mg/kg	2.49	0.241	2	04/04/18 18:40	04/05/18 08:46	EPA 3050B	1,6010C	PE
Potassium, Total	1860		mg/kg	249	14.3	2	04/04/18 18:40	04/05/18 08:46	EPA 3050B	1,6010C	PE
Selenium, Total	1.50	J	mg/kg	1.99	0.257	2	04/04/18 18:40	04/05/18 08:46	EPA 3050B	1,6010C	PE
Silver, Total	ND		mg/kg	0.995	0.281	2	04/04/18 18:40	04/05/18 08:46	EPA 3050B	1,6010C	PE
Sodium, Total	88.8	J	mg/kg	199	3.13	2	04/04/18 18:40	04/05/18 08:46	EPA 3050B	1,6010C	PE
Thallium, Total	ND		mg/kg	1.99	0.313	2	04/04/18 18:40	04/05/18 08:46	EPA 3050B	1,6010C	PE
Vanadium, Total	28.7		mg/kg	0.995	0.202	2	04/04/18 18:40	04/05/18 08:46	EPA 3050B	1,6010C	PE
Zinc, Total	69.6		mg/kg	4.97	0.291	2	04/04/18 18:40	04/05/18 08:46	EPA 3050B	1,6010C	PE

Project Name: 1111 ELMWOOD
Project Number: 0369-018-001-009-002
Lab Number: L1811487
Report Date: 04/10/18

SAMPLE RESULTS

Lab ID: L1811487-05
Client ID: B-46
Sample Location: BUFFALO, NY
Date Collected: 04/03/18 11:39
Date Received: 04/03/18
Field Prep: Not Specified

Sample Depth:
Matrix: Soil
Percent Solids: 82%

Parameter	Result	Qualifier	Units	RL	MDL	Dilution Factor	Date Prepared	Date Analyzed	Prep Method	Analytical Method	Analyst
Total Metals - Mansfield Lab											
Aluminum, Total	12300		mg/kg	9.65	2.61	2	04/04/18 18:40	04/05/18 08:51	EPA 3050B	1,6010C	PE
Antimony, Total	ND		mg/kg	4.83	0.367	2	04/04/18 18:40	04/05/18 08:51	EPA 3050B	1,6010C	PE
Arsenic, Total	4.64		mg/kg	0.965	0.201	2	04/04/18 18:40	04/05/18 08:51	EPA 3050B	1,6010C	PE
Barium, Total	69.5		mg/kg	0.965	0.168	2	04/04/18 18:40	04/05/18 08:51	EPA 3050B	1,6010C	PE
Beryllium, Total	0.434	J	mg/kg	0.483	0.032	2	04/04/18 18:40	04/05/18 08:51	EPA 3050B	1,6010C	PE
Cadmium, Total	0.647	J	mg/kg	0.965	0.095	2	04/04/18 18:40	04/05/18 08:51	EPA 3050B	1,6010C	PE
Calcium, Total	7570		mg/kg	9.65	3.38	2	04/04/18 18:40	04/05/18 08:51	EPA 3050B	1,6010C	PE
Chromium, Total	16.4		mg/kg	0.965	0.093	2	04/04/18 18:40	04/05/18 08:51	EPA 3050B	1,6010C	PE
Cobalt, Total	9.41		mg/kg	1.93	0.160	2	04/04/18 18:40	04/05/18 08:51	EPA 3050B	1,6010C	PE
Copper, Total	18.4		mg/kg	0.965	0.249	2	04/04/18 18:40	04/05/18 08:51	EPA 3050B	1,6010C	PE
Iron, Total	21700		mg/kg	4.83	0.872	2	04/04/18 18:40	04/05/18 08:51	EPA 3050B	1,6010C	PE
Lead, Total	39.3		mg/kg	4.83	0.259	2	04/04/18 18:40	04/05/18 08:51	EPA 3050B	1,6010C	PE
Magnesium, Total	4610		mg/kg	9.65	1.49	2	04/04/18 18:40	04/05/18 08:51	EPA 3050B	1,6010C	PE
Manganese, Total	294		mg/kg	0.965	0.153	2	04/04/18 18:40	04/05/18 08:51	EPA 3050B	1,6010C	PE
Mercury, Total	0.047	J	mg/kg	0.077	0.016	1	04/05/18 07:30	04/05/18 19:39	EPA 7471B	1,7471B	EA
Nickel, Total	13.1		mg/kg	2.41	0.234	2	04/04/18 18:40	04/05/18 08:51	EPA 3050B	1,6010C	PE
Potassium, Total	981		mg/kg	241	13.9	2	04/04/18 18:40	04/05/18 08:51	EPA 3050B	1,6010C	PE
Selenium, Total	1.27	J	mg/kg	1.93	0.249	2	04/04/18 18:40	04/05/18 08:51	EPA 3050B	1,6010C	PE
Silver, Total	ND		mg/kg	0.965	0.273	2	04/04/18 18:40	04/05/18 08:51	EPA 3050B	1,6010C	PE
Sodium, Total	89.9	J	mg/kg	193	3.04	2	04/04/18 18:40	04/05/18 08:51	EPA 3050B	1,6010C	PE
Thallium, Total	ND		mg/kg	1.93	0.304	2	04/04/18 18:40	04/05/18 08:51	EPA 3050B	1,6010C	PE
Vanadium, Total	27.9		mg/kg	0.965	0.196	2	04/04/18 18:40	04/05/18 08:51	EPA 3050B	1,6010C	PE
Zinc, Total	67.6		mg/kg	4.83	0.283	2	04/04/18 18:40	04/05/18 08:51	EPA 3050B	1,6010C	PE

Project Name: 1111 ELMWOOD
Project Number: 0369-018-001-009-002
Lab Number: L1811487
Report Date: 04/10/18

SAMPLE RESULTS

Lab ID: L1811487-06
Client ID: B-47
Sample Location: BUFFALO, NY
Date Collected: 04/03/18 11:41
Date Received: 04/03/18
Field Prep: Not Specified

Sample Depth:
Matrix: Soil
Percent Solids: 86%

Parameter	Result	Qualifier	Units	RL	MDL	Dilution Factor	Date Prepared	Date Analyzed	Prep Method	Analytical Method	Analyst
Total Metals - Mansfield Lab											
Aluminum, Total	17400		mg/kg	8.97	2.42	2	04/04/18 18:40	04/05/18 08:55	EPA 3050B	1,6010C	PE
Antimony, Total	ND		mg/kg	4.49	0.341	2	04/04/18 18:40	04/05/18 08:55	EPA 3050B	1,6010C	PE
Arsenic, Total	2.96		mg/kg	0.897	0.187	2	04/04/18 18:40	04/05/18 08:55	EPA 3050B	1,6010C	PE
Barium, Total	64.2		mg/kg	0.897	0.156	2	04/04/18 18:40	04/05/18 08:55	EPA 3050B	1,6010C	PE
Beryllium, Total	0.556		mg/kg	0.449	0.030	2	04/04/18 18:40	04/05/18 08:55	EPA 3050B	1,6010C	PE
Cadmium, Total	0.556	J	mg/kg	0.897	0.088	2	04/04/18 18:40	04/05/18 08:55	EPA 3050B	1,6010C	PE
Calcium, Total	1590		mg/kg	8.97	3.14	2	04/04/18 18:40	04/05/18 08:55	EPA 3050B	1,6010C	PE
Chromium, Total	20.9		mg/kg	0.897	0.086	2	04/04/18 18:40	04/05/18 08:55	EPA 3050B	1,6010C	PE
Cobalt, Total	7.52		mg/kg	1.79	0.149	2	04/04/18 18:40	04/05/18 08:55	EPA 3050B	1,6010C	PE
Copper, Total	15.3		mg/kg	0.897	0.231	2	04/04/18 18:40	04/05/18 08:55	EPA 3050B	1,6010C	PE
Iron, Total	24000		mg/kg	4.49	0.810	2	04/04/18 18:40	04/05/18 08:55	EPA 3050B	1,6010C	PE
Lead, Total	9.09		mg/kg	4.49	0.240	2	04/04/18 18:40	04/05/18 08:55	EPA 3050B	1,6010C	PE
Magnesium, Total	3400		mg/kg	8.97	1.38	2	04/04/18 18:40	04/05/18 08:55	EPA 3050B	1,6010C	PE
Manganese, Total	142		mg/kg	0.897	0.143	2	04/04/18 18:40	04/05/18 08:55	EPA 3050B	1,6010C	PE
Mercury, Total	0.028	J	mg/kg	0.073	0.015	1	04/05/18 07:30	04/05/18 19:41	EPA 7471B	1,7471B	EA
Nickel, Total	14.9		mg/kg	2.24	0.217	2	04/04/18 18:40	04/05/18 08:55	EPA 3050B	1,6010C	PE
Potassium, Total	1350		mg/kg	224	12.9	2	04/04/18 18:40	04/05/18 08:55	EPA 3050B	1,6010C	PE
Selenium, Total	1.09	J	mg/kg	1.79	0.231	2	04/04/18 18:40	04/05/18 08:55	EPA 3050B	1,6010C	PE
Silver, Total	ND		mg/kg	0.897	0.254	2	04/04/18 18:40	04/05/18 08:55	EPA 3050B	1,6010C	PE
Sodium, Total	475		mg/kg	179	2.83	2	04/04/18 18:40	04/05/18 08:55	EPA 3050B	1,6010C	PE
Thallium, Total	ND		mg/kg	1.79	0.283	2	04/04/18 18:40	04/05/18 08:55	EPA 3050B	1,6010C	PE
Vanadium, Total	30.6		mg/kg	0.897	0.182	2	04/04/18 18:40	04/05/18 08:55	EPA 3050B	1,6010C	PE
Zinc, Total	53.4		mg/kg	4.49	0.263	2	04/04/18 18:40	04/05/18 08:55	EPA 3050B	1,6010C	PE

Project Name: 1111 ELMWOOD
Lab Number: L1811487
Project Number: 0369-018-001-009-002
Report Date: 04/10/18

SAMPLE RESULTS

Lab ID: L1811487-07
Client ID: B-48
Sample Location: BUFFALO, NY
Date Collected: 04/03/18 12:39
Date Received: 04/03/18
Field Prep: Not Specified

Sample Depth:
Matrix: Soil
Percent Solids: 78%

Parameter	Result	Qualifier	Units	RL	MDL	Dilution Factor	Date Prepared	Date Analyzed	Prep Method	Analytical Method	Analyst
Total Metals - Mansfield Lab											
Aluminum, Total	14500		mg/kg	10.1	2.73	2	04/04/18 18:40	04/05/18 09:00	EPA 3050B	1,6010C	PE
Antimony, Total	ND		mg/kg	5.05	0.384	2	04/04/18 18:40	04/05/18 09:00	EPA 3050B	1,6010C	PE
Arsenic, Total	3.01		mg/kg	1.01	0.210	2	04/04/18 18:40	04/05/18 09:00	EPA 3050B	1,6010C	PE
Barium, Total	116		mg/kg	1.01	0.176	2	04/04/18 18:40	04/05/18 09:00	EPA 3050B	1,6010C	PE
Beryllium, Total	0.566		mg/kg	0.505	0.033	2	04/04/18 18:40	04/05/18 09:00	EPA 3050B	1,6010C	PE
Cadmium, Total	0.576	J	mg/kg	1.01	0.099	2	04/04/18 18:40	04/05/18 09:00	EPA 3050B	1,6010C	PE
Calcium, Total	24100		mg/kg	10.1	3.54	2	04/04/18 18:40	04/05/18 09:00	EPA 3050B	1,6010C	PE
Chromium, Total	18.8		mg/kg	1.01	0.097	2	04/04/18 18:40	04/05/18 09:00	EPA 3050B	1,6010C	PE
Cobalt, Total	8.27		mg/kg	2.02	0.168	2	04/04/18 18:40	04/05/18 09:00	EPA 3050B	1,6010C	PE
Copper, Total	22.3		mg/kg	1.01	0.261	2	04/04/18 18:40	04/05/18 09:00	EPA 3050B	1,6010C	PE
Iron, Total	20400		mg/kg	5.05	0.913	2	04/04/18 18:40	04/05/18 09:00	EPA 3050B	1,6010C	PE
Lead, Total	44.2		mg/kg	5.05	0.271	2	04/04/18 18:40	04/05/18 09:00	EPA 3050B	1,6010C	PE
Magnesium, Total	9780		mg/kg	10.1	1.56	2	04/04/18 18:40	04/05/18 09:00	EPA 3050B	1,6010C	PE
Manganese, Total	325		mg/kg	1.01	0.161	2	04/04/18 18:40	04/05/18 09:00	EPA 3050B	1,6010C	PE
Mercury, Total	0.100		mg/kg	0.085	0.018	1	04/05/18 07:30	04/05/18 19:43	EPA 7471B	1,7471B	EA
Nickel, Total	17.6		mg/kg	2.53	0.244	2	04/04/18 18:40	04/05/18 09:00	EPA 3050B	1,6010C	PE
Potassium, Total	1640		mg/kg	253	14.6	2	04/04/18 18:40	04/05/18 09:00	EPA 3050B	1,6010C	PE
Selenium, Total	1.44	J	mg/kg	2.02	0.261	2	04/04/18 18:40	04/05/18 09:00	EPA 3050B	1,6010C	PE
Silver, Total	ND		mg/kg	1.01	0.286	2	04/04/18 18:40	04/05/18 09:00	EPA 3050B	1,6010C	PE
Sodium, Total	108	J	mg/kg	202	3.18	2	04/04/18 18:40	04/05/18 09:00	EPA 3050B	1,6010C	PE
Thallium, Total	ND		mg/kg	2.02	0.318	2	04/04/18 18:40	04/05/18 09:00	EPA 3050B	1,6010C	PE
Vanadium, Total	25.2		mg/kg	1.01	0.205	2	04/04/18 18:40	04/05/18 09:00	EPA 3050B	1,6010C	PE
Zinc, Total	92.5		mg/kg	5.05	0.296	2	04/04/18 18:40	04/05/18 09:00	EPA 3050B	1,6010C	PE

Project Name: 1111 ELMWOOD
Project Number: 0369-018-001-009-002
Lab Number: L1811487
Report Date: 04/10/18

SAMPLE RESULTS

Lab ID: L1811487-08
Client ID: B-49
Sample Location: BUFFALO, NY
Date Collected: 04/03/18 12:39
Date Received: 04/03/18
Field Prep: Not Specified

Sample Depth:
Matrix: Soil
Percent Solids: 84%

Parameter	Result	Qualifier	Units	RL	MDL	Dilution Factor	Date Prepared	Date Analyzed	Prep Method	Analytical Method	Analyst
Total Metals - Mansfield Lab											
Aluminum, Total	10200		mg/kg	9.10	2.46	2	04/04/18 18:40	04/05/18 09:05	EPA 3050B	1,6010C	PE
Antimony, Total	ND		mg/kg	4.55	0.346	2	04/04/18 18:40	04/05/18 09:05	EPA 3050B	1,6010C	PE
Arsenic, Total	2.75		mg/kg	0.910	0.189	2	04/04/18 18:40	04/05/18 09:05	EPA 3050B	1,6010C	PE
Barium, Total	75.6		mg/kg	0.910	0.158	2	04/04/18 18:40	04/05/18 09:05	EPA 3050B	1,6010C	PE
Beryllium, Total	0.355	J	mg/kg	0.455	0.030	2	04/04/18 18:40	04/05/18 09:05	EPA 3050B	1,6010C	PE
Cadmium, Total	0.473	J	mg/kg	0.910	0.089	2	04/04/18 18:40	04/05/18 09:05	EPA 3050B	1,6010C	PE
Calcium, Total	28800		mg/kg	9.10	3.18	2	04/04/18 18:40	04/05/18 09:05	EPA 3050B	1,6010C	PE
Chromium, Total	13.6		mg/kg	0.910	0.087	2	04/04/18 18:40	04/05/18 09:05	EPA 3050B	1,6010C	PE
Cobalt, Total	6.09		mg/kg	1.82	0.151	2	04/04/18 18:40	04/05/18 09:05	EPA 3050B	1,6010C	PE
Copper, Total	12.3		mg/kg	0.910	0.235	2	04/04/18 18:40	04/05/18 09:05	EPA 3050B	1,6010C	PE
Iron, Total	15300		mg/kg	4.55	0.822	2	04/04/18 18:40	04/05/18 09:05	EPA 3050B	1,6010C	PE
Lead, Total	38.8		mg/kg	4.55	0.244	2	04/04/18 18:40	04/05/18 09:05	EPA 3050B	1,6010C	PE
Magnesium, Total	12300		mg/kg	9.10	1.40	2	04/04/18 18:40	04/05/18 09:05	EPA 3050B	1,6010C	PE
Manganese, Total	293		mg/kg	0.910	0.145	2	04/04/18 18:40	04/05/18 09:05	EPA 3050B	1,6010C	PE
Mercury, Total	0.050	J	mg/kg	0.075	0.016	1	04/05/18 07:30	04/05/18 19:44	EPA 7471B	1,7471B	EA
Nickel, Total	11.6		mg/kg	2.27	0.220	2	04/04/18 18:40	04/05/18 09:05	EPA 3050B	1,6010C	PE
Potassium, Total	1080		mg/kg	227	13.1	2	04/04/18 18:40	04/05/18 09:05	EPA 3050B	1,6010C	PE
Selenium, Total	0.892	J	mg/kg	1.82	0.235	2	04/04/18 18:40	04/05/18 09:05	EPA 3050B	1,6010C	PE
Silver, Total	ND		mg/kg	0.910	0.257	2	04/04/18 18:40	04/05/18 09:05	EPA 3050B	1,6010C	PE
Sodium, Total	171	J	mg/kg	182	2.87	2	04/04/18 18:40	04/05/18 09:05	EPA 3050B	1,6010C	PE
Thallium, Total	ND		mg/kg	1.82	0.287	2	04/04/18 18:40	04/05/18 09:05	EPA 3050B	1,6010C	PE
Vanadium, Total	19.8		mg/kg	0.910	0.185	2	04/04/18 18:40	04/05/18 09:05	EPA 3050B	1,6010C	PE
Zinc, Total	66.0		mg/kg	4.55	0.266	2	04/04/18 18:40	04/05/18 09:05	EPA 3050B	1,6010C	PE

Project Name: 1111 ELMWOOD
Project Number: 0369-018-001-009-002
Lab Number: L1811487
Report Date: 04/10/18

SAMPLE RESULTS

Lab ID: L1811487-09
Client ID: B-50
Sample Location: BUFFALO, NY
Date Collected: 04/03/18 15:30
Date Received: 04/03/18
Field Prep: Not Specified

Sample Depth:
Matrix: Soil
Percent Solids: 77%

Parameter	Result	Qualifier	Units	RL	MDL	Dilution Factor	Date Prepared	Date Analyzed	Prep Method	Analytical Method	Analyst
Total Metals - Mansfield Lab											
Aluminum, Total	14300		mg/kg	9.86	2.66	2	04/04/18 18:40	04/05/18 09:09	EPA 3050B	1,6010C	PE
Antimony, Total	ND		mg/kg	4.93	0.375	2	04/04/18 18:40	04/05/18 09:09	EPA 3050B	1,6010C	PE
Arsenic, Total	4.05		mg/kg	0.986	0.205	2	04/04/18 18:40	04/05/18 09:09	EPA 3050B	1,6010C	PE
Barium, Total	104		mg/kg	0.986	0.172	2	04/04/18 18:40	04/05/18 09:09	EPA 3050B	1,6010C	PE
Beryllium, Total	0.493		mg/kg	0.493	0.033	2	04/04/18 18:40	04/05/18 09:09	EPA 3050B	1,6010C	PE
Cadmium, Total	0.592	J	mg/kg	0.986	0.097	2	04/04/18 18:40	04/05/18 09:09	EPA 3050B	1,6010C	PE
Calcium, Total	50200		mg/kg	9.86	3.45	2	04/04/18 18:40	04/05/18 09:09	EPA 3050B	1,6010C	PE
Chromium, Total	20.8		mg/kg	0.986	0.095	2	04/04/18 18:40	04/05/18 09:09	EPA 3050B	1,6010C	PE
Cobalt, Total	11.1		mg/kg	1.97	0.164	2	04/04/18 18:40	04/05/18 09:09	EPA 3050B	1,6010C	PE
Copper, Total	20.2		mg/kg	0.986	0.254	2	04/04/18 18:40	04/05/18 09:09	EPA 3050B	1,6010C	PE
Iron, Total	23300		mg/kg	4.93	0.890	2	04/04/18 18:40	04/05/18 09:09	EPA 3050B	1,6010C	PE
Lead, Total	10.8		mg/kg	4.93	0.264	2	04/04/18 18:40	04/05/18 09:09	EPA 3050B	1,6010C	PE
Magnesium, Total	15600		mg/kg	9.86	1.52	2	04/04/18 18:40	04/05/18 09:09	EPA 3050B	1,6010C	PE
Manganese, Total	444		mg/kg	0.986	0.157	2	04/04/18 18:40	04/05/18 09:09	EPA 3050B	1,6010C	PE
Mercury, Total	0.018	J	mg/kg	0.082	0.017	1	04/05/18 07:30	04/05/18 19:50	EPA 7471B	1,7471B	EA
Nickel, Total	23.5		mg/kg	2.46	0.239	2	04/04/18 18:40	04/05/18 09:09	EPA 3050B	1,6010C	PE
Potassium, Total	2330		mg/kg	246	14.2	2	04/04/18 18:40	04/05/18 09:09	EPA 3050B	1,6010C	PE
Selenium, Total	1.00	J	mg/kg	1.97	0.254	2	04/04/18 18:40	04/05/18 09:09	EPA 3050B	1,6010C	PE
Silver, Total	ND		mg/kg	0.986	0.279	2	04/04/18 18:40	04/05/18 09:09	EPA 3050B	1,6010C	PE
Sodium, Total	433		mg/kg	197	3.10	2	04/04/18 18:40	04/05/18 09:09	EPA 3050B	1,6010C	PE
Thallium, Total	ND		mg/kg	1.97	0.310	2	04/04/18 18:40	04/05/18 09:09	EPA 3050B	1,6010C	PE
Vanadium, Total	26.5		mg/kg	0.986	0.200	2	04/04/18 18:40	04/05/18 09:09	EPA 3050B	1,6010C	PE
Zinc, Total	62.1		mg/kg	4.93	0.289	2	04/04/18 18:40	04/05/18 09:09	EPA 3050B	1,6010C	PE

Project Name: 1111 ELMWOOD
Project Number: 0369-018-001-009-002
Lab Number: L1811487
Report Date: 04/10/18

SAMPLE RESULTS

Lab ID: L1811487-10
Client ID: BLINDDUP #5
Sample Location: BUFFALO, NY
Date Collected: 04/03/18 16:00
Date Received: 04/03/18
Field Prep: Not Specified

Sample Depth:
Matrix: Soil
Percent Solids: 79%

Parameter	Result	Qualifier	Units	RL	MDL	Dilution Factor	Date Prepared	Date Analyzed	Prep Method	Analytical Method	Analyst
Total Metals - Mansfield Lab											
Aluminum, Total	15100		mg/kg	10.1	2.72	2	04/04/18 18:40	04/05/18 09:14	EPA 3050B	1,6010C	PE
Antimony, Total	ND		mg/kg	5.04	0.383	2	04/04/18 18:40	04/05/18 09:14	EPA 3050B	1,6010C	PE
Arsenic, Total	3.01		mg/kg	1.01	0.210	2	04/04/18 18:40	04/05/18 09:14	EPA 3050B	1,6010C	PE
Barium, Total	115		mg/kg	1.01	0.175	2	04/04/18 18:40	04/05/18 09:14	EPA 3050B	1,6010C	PE
Beryllium, Total	0.554		mg/kg	0.504	0.033	2	04/04/18 18:40	04/05/18 09:14	EPA 3050B	1,6010C	PE
Cadmium, Total	0.584	J	mg/kg	1.01	0.099	2	04/04/18 18:40	04/05/18 09:14	EPA 3050B	1,6010C	PE
Calcium, Total	46400		mg/kg	10.1	3.52	2	04/04/18 18:40	04/05/18 09:14	EPA 3050B	1,6010C	PE
Chromium, Total	22.5		mg/kg	1.01	0.097	2	04/04/18 18:40	04/05/18 09:14	EPA 3050B	1,6010C	PE
Cobalt, Total	11.6		mg/kg	2.01	0.167	2	04/04/18 18:40	04/05/18 09:14	EPA 3050B	1,6010C	PE
Copper, Total	18.8		mg/kg	1.01	0.260	2	04/04/18 18:40	04/05/18 09:14	EPA 3050B	1,6010C	PE
Iron, Total	24100		mg/kg	5.04	0.910	2	04/04/18 18:40	04/05/18 09:14	EPA 3050B	1,6010C	PE
Lead, Total	9.20		mg/kg	5.04	0.270	2	04/04/18 18:40	04/05/18 09:14	EPA 3050B	1,6010C	PE
Magnesium, Total	10700		mg/kg	10.1	1.55	2	04/04/18 18:40	04/05/18 09:14	EPA 3050B	1,6010C	PE
Manganese, Total	397		mg/kg	1.01	0.160	2	04/04/18 18:40	04/05/18 09:14	EPA 3050B	1,6010C	PE
Mercury, Total	ND		mg/kg	0.079	0.017	1	04/05/18 07:30	04/05/18 19:51	EPA 7471B	1,7471B	EA
Nickel, Total	24.9		mg/kg	2.52	0.244	2	04/04/18 18:40	04/05/18 09:14	EPA 3050B	1,6010C	PE
Potassium, Total	2290		mg/kg	252	14.5	2	04/04/18 18:40	04/05/18 09:14	EPA 3050B	1,6010C	PE
Selenium, Total	1.39	J	mg/kg	2.01	0.260	2	04/04/18 18:40	04/05/18 09:14	EPA 3050B	1,6010C	PE
Silver, Total	ND		mg/kg	1.01	0.285	2	04/04/18 18:40	04/05/18 09:14	EPA 3050B	1,6010C	PE
Sodium, Total	388		mg/kg	201	3.17	2	04/04/18 18:40	04/05/18 09:14	EPA 3050B	1,6010C	PE
Thallium, Total	ND		mg/kg	2.01	0.317	2	04/04/18 18:40	04/05/18 09:14	EPA 3050B	1,6010C	PE
Vanadium, Total	27.2		mg/kg	1.01	0.204	2	04/04/18 18:40	04/05/18 09:14	EPA 3050B	1,6010C	PE
Zinc, Total	58.4		mg/kg	5.04	0.295	2	04/04/18 18:40	04/05/18 09:14	EPA 3050B	1,6010C	PE

Project Name: 1111 ELMWOOD **Lab Number:** L1811487

Project Number: 0369-018-001-009-002 **Report Date:** 04/10/18

Method Blank Analysis
Batch Quality Control

Parameter	Result	Qualifier	Units	RL	MDL	Dilution Factor	Date Prepared	Date Analyzed	Analytical Method	Analyst
Total Metals - Mansfield Lab for sample(s): 01-10 Batch: WG1103556-1										
Aluminum, Total	ND		mg/kg	4.00	1.08	1	04/04/18 18:40	04/05/18 07:48	1,6010C	PE
Antimony, Total	ND		mg/kg	2.00	0.152	1	04/04/18 18:40	04/05/18 07:48	1,6010C	PE
Arsenic, Total	ND		mg/kg	0.400	0.083	1	04/04/18 18:40	04/05/18 07:48	1,6010C	PE
Barium, Total	ND		mg/kg	0.400	0.070	1	04/04/18 18:40	04/05/18 07:48	1,6010C	PE
Beryllium, Total	ND		mg/kg	0.200	0.013	1	04/04/18 18:40	04/05/18 07:48	1,6010C	PE
Cadmium, Total	ND		mg/kg	0.400	0.039	1	04/04/18 18:40	04/05/18 07:48	1,6010C	PE
Calcium, Total	ND		mg/kg	4.00	1.40	1	04/04/18 18:40	04/05/18 07:48	1,6010C	PE
Chromium, Total	ND		mg/kg	0.400	0.038	1	04/04/18 18:40	04/05/18 07:48	1,6010C	PE
Cobalt, Total	ND		mg/kg	0.800	0.066	1	04/04/18 18:40	04/05/18 07:48	1,6010C	PE
Copper, Total	ND		mg/kg	0.400	0.103	1	04/04/18 18:40	04/05/18 07:48	1,6010C	PE
Iron, Total	ND		mg/kg	2.00	0.361	1	04/04/18 18:40	04/05/18 07:48	1,6010C	PE
Lead, Total	ND		mg/kg	2.00	0.107	1	04/04/18 18:40	04/05/18 07:48	1,6010C	PE
Magnesium, Total	ND		mg/kg	4.00	0.616	1	04/04/18 18:40	04/05/18 07:48	1,6010C	PE
Manganese, Total	ND		mg/kg	0.400	0.064	1	04/04/18 18:40	04/05/18 07:48	1,6010C	PE
Nickel, Total	ND		mg/kg	1.00	0.097	1	04/04/18 18:40	04/05/18 07:48	1,6010C	PE
Potassium, Total	ND		mg/kg	100	5.76	1	04/04/18 18:40	04/05/18 07:48	1,6010C	PE
Selenium, Total	ND		mg/kg	0.800	0.103	1	04/04/18 18:40	04/05/18 07:48	1,6010C	PE
Silver, Total	ND		mg/kg	0.400	0.113	1	04/04/18 18:40	04/05/18 07:48	1,6010C	PE
Sodium, Total	1.45	J	mg/kg	80.0	1.26	1	04/04/18 18:40	04/05/18 07:48	1,6010C	PE
Thallium, Total	ND		mg/kg	0.800	0.126	1	04/04/18 18:40	04/05/18 07:48	1,6010C	PE
Vanadium, Total	ND		mg/kg	0.400	0.081	1	04/04/18 18:40	04/05/18 07:48	1,6010C	PE
Zinc, Total	ND		mg/kg	2.00	0.117	1	04/04/18 18:40	04/05/18 07:48	1,6010C	PE

Prep Information

Digestion Method: EPA 3050B

Parameter	Result	Qualifier	Units	RL	MDL	Dilution Factor	Date Prepared	Date Analyzed	Analytical Method	Analyst
Total Metals - Mansfield Lab for sample(s): 01-10 Batch: WG1103663-1										
Mercury, Total	ND		mg/kg	0.083	0.018	1	04/05/18 07:30	04/05/18 19:09	1,7471B	EA

Project Name: 1111 ELMWOOD
Project Number: 0369-018-001-009-002
Lab Number: L1811487
Report Date: 04/10/18

Method Blank Analysis
Batch Quality Control

Prep Information

Digestion Method: EPA 7471B

Lab Control Sample Analysis

Batch Quality Control

Project Name: 1111 ELMWOOD

Project Number: 0369-018-001-009-002

Lab Number: L1811487

Report Date: 04/10/18

Parameter	LCS %Recovery	Qual	LCSD %Recovery	Qual	%Recovery Limits	RPD	Qual	RPD Limits
Total Metals - Mansfield Lab Associated sample(s): 01-10 Batch: WG1103556-2 SRM Lot Number: D098-540								
Aluminum, Total	75		-		47-153	-		
Antimony, Total	141		-		6-194	-		
Arsenic, Total	94		-		83-117	-		
Barium, Total	97		-		82-118	-		
Beryllium, Total	98		-		83-117	-		
Cadmium, Total	99		-		82-117	-		
Calcium, Total	84		-		81-118	-		
Chromium, Total	84		-		83-119	-		
Cobalt, Total	99		-		84-116	-		
Copper, Total	95		-		84-116	-		
Iron, Total	84		-		60-140	-		
Lead, Total	87		-		82-117	-		
Magnesium, Total	79		-		76-124	-		
Manganese, Total	90		-		82-118	-		
Nickel, Total	97		-		82-117	-		
Potassium, Total	81		-		69-131	-		
Selenium, Total	95		-		78-121	-		
Silver, Total	85		-		80-120	-		
Sodium, Total	90		-		74-126	-		
Thallium, Total	96		-		80-119	-		
Vanadium, Total	83		-		79-121	-		

Lab Control Sample Analysis

Batch Quality Control

Project Name: 1111 ELMWOOD

Project Number: 0369-018-001-009-002

Lab Number: L1811487

Report Date: 04/10/18

Parameter	LCS %Recovery	LCSD %Recovery	%Recovery Limits	RPD	RPD Limits
Total Metals - Mansfield Lab Associated sample(s): 01-10 Batch: WG1103556-2 SRM Lot Number: D098-540					
Zinc, Total	91	-	81-119	-	
Total Metals - Mansfield Lab Associated sample(s): 01-10 Batch: WG1103663-2 SRM Lot Number: D098-540					
Mercury, Total	102	-	50-149	-	

Matrix Spike Analysis
Batch Quality Control

Project Name: 1111 ELMWOOD
Project Number: 0369-018-001-009-002

Lab Number: L1811487
Report Date: 04/10/18

Parameter	Native Sample	MS Added	MS Found	MS %Recovery	Qual	MSD Found	MSD %Recovery	Qual	Recovery Limits	RPD	Qual	RPD Limits
Total Metals - Mansfield Lab Associated sample(s): 01-10 QC Batch ID: WG1103556-3 WG1103556-4 QC Sample: L1811485-13 Client ID: MS Sample												
Aluminum, Total	10800	201	16500	**2840**	Q	12800	**989**	Q	75-125	**25**	Q	20
Antimony, Total	ND	50.2	35.8	**71**	Q	37.4	**74**	Q	75-125	4		20
Arsenic, Total	3.44	12	15.7	102		14.9	94		75-125	5		20
Barium, Total	78.6	201	273	97		251	85		75-125	8		20
Beryllium, Total	0.355J	5.02	4.67	93		4.58	90		75-125	2		20
Cadmium, Total	0.463J	5.12	4.75	93		4.58	89		75-125	4		20
Calcium, Total	75800	1000	59100	**0**	Q	88300	**1240**	Q	75-125	**40**	Q	20
Chromium, Total	17.1	20.1	39.6	112		35.1	89		75-125	12		20
Cobalt, Total	8.28	50.2	48.7	80		45.3	**73**	Q	75-125	7		20
Copper, Total	16.3	25.1	43.0	106		38.0	86		75-125	12		20
Iron, Total	18300	100	24900	**6570**	Q	19700	**1380**	Q	75-125	**23**	Q	20
Lead, Total	10.6	51.2	49.7	76		47.6	**72**	Q	75-125	4		20
Magnesium, Total	10400	1000	13300	**289**	Q	11000	**59**	Q	75-125	19		20
Manganese, Total	318.	50.2	459	**281**	Q	367	97		75-125	**22**	Q	20
Nickel, Total	19.3	50.2	61.1	83		56.3	**73**	Q	75-125	8		20
Potassium, Total	1690	1000	3930	**223**	Q	3180	**147**	Q	75-125	**21**	Q	20
Selenium, Total	1.34J	12	11.7	97		11.5	95		75-125	2		20
Silver, Total	ND	30.1	27.7	92		27.8	92		75-125	0		20
Sodium, Total	388.	1000	1410	102		1350	95		75-125	4		20
Thallium, Total	ND	12	7.52	**62**	Q	7.45	**61**	Q	75-125	1		20
Vanadium, Total	20.4	50.2	71.7	102		63.8	86		75-125	12		20

Matrix Spike Analysis
Batch Quality Control

Project Name: 1111 ELMWOOD
Project Number: 0369-018-001-009-002

Lab Number: L1811487
Report Date: 04/10/18

Parameter	Native Sample	MS Added	MS Found	MS %Recovery	MSD Found	MSD %Recovery		Recovery Limits	RPD	RPD Limits
Total Metals - Mansfield Lab Associated sample(s): 01-10 QC Batch ID: WG1103556-3 WG1103556-4 QC Sample: L1811485-13 Client ID: MS Sample										
Zinc, Total	50.4	50.2	99.1	97	87.9	**74**	Q	75-125	12	20
Total Metals - Mansfield Lab Associated sample(s): 01-10 QC Batch ID: WG1103663-3 QC Sample: L1811599-01 Client ID: MS Sample										
Mercury, Total	0.040J	0.125	0.149	119	-	-		80-120	-	20

Lab Duplicate Analysis
Batch Quality Control

Project Name: 1111 ELMWOOD
Project Number: 0369-018-001-009

Lab Number: L1811487
Report Date: 04/10/18

Parameter	Native Sample	Duplicate Sample	Units	RPD	Qual	RPD Limits
Total Metals - Mansfield Lab Associated sample(s): 01-10 QC Batch ID: WG1103663-4 QC Sample: L1811599-01 Client ID: DUP Sample						
Mercury, Total	0.040J	0.044J	mg/kg	NC		20

INORGANICS
&
MISCELLANEOUS

Project Name: 1111 ELMWOOD
Project Number: 0369-018-001-009-002

Lab Number: L1811487
Report Date: 04/10/18

SAMPLE RESULTS

Lab ID: L1811487-01
Client ID: B-42
Sample Location: BUFFALO, NY

Date Collected: 04/03/18 11:06
Date Received: 04/03/18
Field Prep: Not Specified

Sample Depth:
Matrix: Soil

Parameter	Result	Qualifier	Units	RL	MDL	Dilution Factor	Date Prepared	Date Analyzed	Analytical Method	Analyst
General Chemistry - Westborough Lab										
Solids, Total	74.5		%	0.100	NA	1	-	04/04/18 13:08	121,2540G	RI

Project Name: 1111 ELMWOOD
Project Number: 0369-018-001-009-002

Lab Number: L1811487
Report Date: 04/10/18

SAMPLE RESULTS

Lab ID: L1811487-02
Client ID: B-43
Sample Location: BUFFALO, NY

Date Collected: 04/03/18 11:08
Date Received: 04/03/18
Field Prep: Not Specified

Sample Depth:
Matrix: Soil

Parameter	Result	Qualifier	Units	RL	MDL	Dilution Factor	Date Prepared	Date Analyzed	Analytical Method	Analyst
General Chemistry - Westborough Lab										
Solids, Total	79.1		%	0.100	NA	1	-	04/04/18 13:08	121,2540G	RI

Project Name: 1111 ELMWOOD
Project Number: 0369-018-001-009-002

Lab Number: L1811487
Report Date: 04/10/18

SAMPLE RESULTS

Lab ID: L1811487-03
Client ID: B-44
Sample Location: BUFFALO, NY

Date Collected: 04/03/18 11:20
Date Received: 04/03/18
Field Prep: Not Specified

Sample Depth:
Matrix: Soil

Parameter	Result	Qualifier	Units	RL	MDL	Dilution Factor	Date Prepared	Date Analyzed	Analytical Method	Analyst
General Chemistry - Westborough Lab										
Solids, Total	79.8		%	0.100	NA	1	-	04/04/18 13:08	121,2540G	RI

Project Name: 1111 ELMWOOD
Project Number: 0369-018-001-009-002

Lab Number: L1811487
Report Date: 04/10/18

SAMPLE RESULTS

Lab ID: L1811487-04
Client ID: B-45
Sample Location: BUFFALO, NY

Date Collected: 04/03/18 11:37
Date Received: 04/03/18
Field Prep: Not Specified

Sample Depth:
Matrix: Soil

Parameter	Result	Qualifier	Units	RL	MDL	Dilution Factor	Date Prepared	Date Analyzed	Analytical Method	Analyst
General Chemistry - Westborough Lab										
Solids, Total	77.1		%	0.100	NA	1	-	04/04/18 13:08	121,2540G	RI

Project Name: 1111 ELMWOOD
Project Number: 0369-018-001-009-002

Lab Number: L1811487
Report Date: 04/10/18

SAMPLE RESULTS

Lab ID: L1811487-05
Client ID: B-46
Sample Location: BUFFALO, NY

Date Collected: 04/03/18 11:39
Date Received: 04/03/18
Field Prep: Not Specified

Sample Depth:
Matrix: Soil

Parameter	Result	Qualifier	Units	RL	MDL	Dilution Factor	Date Prepared	Date Analyzed	Analytical Method	Analyst
General Chemistry - Westborough Lab										
Solids, Total	81.7		%	0.100	NA	1	-	04/04/18 13:08	121,2540G	RI

Project Name: 1111 ELMWOOD
Project Number: 0369-018-001-009-002

Lab Number: L1811487
Report Date: 04/10/18

SAMPLE RESULTS

Lab ID: L1811487-06
Client ID: B-47
Sample Location: BUFFALO, NY

Date Collected: 04/03/18 11:41
Date Received: 04/03/18
Field Prep: Not Specified

Sample Depth:
Matrix: Soil

Parameter	Result	Qualifier	Units	RL	MDL	Dilution Factor	Date Prepared	Date Analyzed	Analytical Method	Analyst
General Chemistry - Westborough Lab										
Solids, Total	85.6		%	0.100	NA	1	-	04/04/18 13:08	121,2540G	RI

Project Name: 1111 ELMWOOD
Project Number: 0369-018-001-009-002

Lab Number: L1811487
Report Date: 04/10/18

SAMPLE RESULTS

Lab ID: L1811487-07
Client ID: B-48
Sample Location: BUFFALO, NY

Date Collected: 04/03/18 12:39
Date Received: 04/03/18
Field Prep: Not Specified

Sample Depth:
Matrix: Soil

Parameter	Result	Qualifier	Units	RL	MDL	Dilution Factor	Date Prepared	Date Analyzed	Analytical Method	Analyst
General Chemistry - Westborough Lab										
Solids, Total	77.6		%	0.100	NA	1	-	04/04/18 13:08	121,2540G	RI

Project Name: 1111 ELMWOOD
Project Number: 0369-018-001-009-002

Lab Number: L1811487
Report Date: 04/10/18

SAMPLE RESULTS

Lab ID: L1811487-08
Client ID: B-49
Sample Location: BUFFALO, NY

Date Collected: 04/03/18 12:39
Date Received: 04/03/18
Field Prep: Not Specified

Sample Depth:
Matrix: Soil

Parameter	Result	Qualifier	Units	RL	MDL	Dilution Factor	Date Prepared	Date Analyzed	Analytical Method	Analyst
General Chemistry - Westborough Lab										
Solids, Total	83.9		%	0.100	NA	1	-	04/04/18 13:08	121,2540G	RI

Project Name: 1111 ELMWOOD
Project Number: 0369-018-001-009-002

Lab Number: L1811487
Report Date: 04/10/18

SAMPLE RESULTS

Lab ID: L1811487-09
Client ID: B-50
Sample Location: BUFFALO, NY

Date Collected: 04/03/18 15:30
Date Received: 04/03/18
Field Prep: Not Specified

Sample Depth:
Matrix: Soil

Parameter	Result	Qualifier	Units	RL	MDL	Dilution Factor	Date Prepared	Date Analyzed	Analytical Method	Analyst
General Chemistry - Westborough Lab										
Solids, Total	76.6		%	0.100	NA	1	-	04/04/18 13:08	121,2540G	RI

Project Name: 1111 ELMWOOD
Project Number: 0369-018-001-009-002

Lab Number: L1811487
Report Date: 04/10/18

SAMPLE RESULTS

Lab ID: L1811487-10
Client ID: BLINDDUP #5
Sample Location: BUFFALO, NY

Date Collected: 04/03/18 16:00
Date Received: 04/03/18
Field Prep: Not Specified

Sample Depth:
Matrix: Soil

Parameter	Result	Qualifier	Units	RL	MDL	Dilution Factor	Date Prepared	Date Analyzed	Analytical Method	Analyst
General Chemistry - Westborough Lab										
Solids, Total	79.3		%	0.100	NA	1	-	04/04/18 09:35	121,2540G	JK

Lab Duplicate Analysis
Batch Quality Control

Project Name: 1111 ELMWOOD
Project Number: 0369-018-001-009

Lab Number: L1811487
Report Date: 04/10/18

Parameter	Native Sample	Duplicate Sample	Units	RPD	Qual	RPD Limits
General Chemistry - Westborough Lab Associated sample(s): 10 QC Batch ID: WG1103323-1 QC Sample: L1811485-06 Client ID: DUP Sample						
Solids, Total	69.6	70.3	%	1		20
General Chemistry - Westborough Lab Associated sample(s): 01-09 QC Batch ID: WG1103465-1 QC Sample: L1811487-01 Client ID: B-42						
Solids, Total	74.5	76.1	%	2		20

Project Name: 1111 ELMWOOD
Project Number: 0369-018-001-009-002

Lab Number: L1811487
Report Date: 04/10/18

Sample Receipt and Container Information

Were project specific reporting limits specified? YES

Cooler Information

Cooler	Custody Seal
A	Absent

Container Information

Container ID	Container Type	Cooler	Initial pH	Final pH	Temp deg C	Pres	Seal	Frozen Date/Time	Analysis(*)
L1811487-01A	Glass 60ml unpreserved split	A	NA		2.3	Y	Absent		BE-TI(180),AS-TI(180),ASP-B(),BA-TI(180),AG-TI(180),AL-TI(180),CR-TI(180),NI-TI(180),TL-TI(180),CU-TI(180),PB-TI(180),SB-TI(180),SE-TI(180),ZN-TI(180),CO-TI(180),V-TI(180),FE-TI(180),HG-T(28),MG-TI(180),MN-TI(180),CA-TI(180),CD-TI(180),K-TI(180),NA-TI(180)
L1811487-01B	Glass 250ml/8oz unpreserved	A	NA		2.3	Y	Absent		NYTCL-8270(14),TS(7)
L1811487-02A	Glass 60ml unpreserved split	A	NA		2.3	Y	Absent		BE-TI(180),AS-TI(180),BA-TI(180),AG-TI(180),AL-TI(180),CR-TI(180),NI-TI(180),TL-TI(180),CU-TI(180),PB-TI(180),SB-TI(180),SE-TI(180),ZN-TI(180),CO-TI(180),V-TI(180),FE-TI(180),HG-T(28),MG-TI(180),MN-TI(180),CA-TI(180),CD-TI(180),K-TI(180),NA-TI(180)
L1811487-02B	Glass 250ml/8oz unpreserved	A	NA		2.3	Y	Absent		NYTCL-8270(14),TS(7)
L1811487-03A	Glass 60ml unpreserved split	A	NA		2.3	Y	Absent		BE-TI(180),AS-TI(180),BA-TI(180),AG-TI(180),AL-TI(180),CR-TI(180),NI-TI(180),TL-TI(180),CU-TI(180),PB-TI(180),SB-TI(180),SE-TI(180),ZN-TI(180),CO-TI(180),V-TI(180),FE-TI(180),HG-T(28),MG-TI(180),MN-TI(180),CA-TI(180),CD-TI(180),K-TI(180),NA-TI(180)
L1811487-03B	Glass 250ml/8oz unpreserved	A	NA		2.3	Y	Absent		NYTCL-8270(14),TS(7)
L1811487-04A	Glass 60ml unpreserved split	A	NA		2.3	Y	Absent		BE-TI(180),AS-TI(180),BA-TI(180),AG-TI(180),AL-TI(180),CR-TI(180),NI-TI(180),TL-TI(180),CU-TI(180),PB-TI(180),SB-TI(180),SE-TI(180),ZN-TI(180),CO-TI(180),V-TI(180),FE-TI(180),HG-T(28),MG-TI(180),MN-TI(180),CA-TI(180),CD-TI(180),K-TI(180),NA-TI(180)
L1811487-04B	Glass 250ml/8oz unpreserved	A	NA		2.3	Y	Absent		NYTCL-8270(14),TS(7)
L1811487-05A	Glass 60ml unpreserved split	A	NA		2.3	Y	Absent		BE-TI(180),AS-TI(180),BA-TI(180),AG-TI(180),AL-TI(180),CR-TI(180),NI-TI(180),TL-TI(180),CU-TI(180),PB-TI(180),SB-TI(180),SE-TI(180),ZN-TI(180),CO-TI(180),V-TI(180),FE-TI(180),HG-T(28),MG-TI(180),MN-TI(180),CA-TI(180),CD-TI(180),K-TI(180),NA-TI(180)
L1811487-05B	Glass 250ml/8oz unpreserved	A	NA		2.3	Y	Absent		NYTCL-8270(14),TS(7)

*Values in parentheses indicate holding time in days

Container Information

Container ID	Container Type	Cooler	Initial pH	Final pH	Temp deg C	Pres	Seal	Frozen Date/Time	Analysis(*)
L1811487-06A	Glass 60ml unpreserved split	A	NA		2.3	Y	Absent		BE-TI(180),AS-TI(180),BA-TI(180),AG-TI(180),AL-TI(180),CR-TI(180),NI-TI(180),TL-TI(180),CU-TI(180),PB-TI(180),SB-TI(180),SE-TI(180),ZN-TI(180),CO-TI(180),V-TI(180),FE-TI(180),HG-T(28),MG-TI(180),MN-TI(180),CA-TI(180),CD-TI(180),K-TI(180),NA-TI(180)
L1811487-06B	Glass 250ml/8oz unpreserved	A	NA		2.3	Y	Absent		NYTCL-8270(14),TS(7)
L1811487-07A	Glass 60ml unpreserved split	A	NA		2.3	Y	Absent		BE-TI(180),AS-TI(180),BA-TI(180),AG-TI(180),AL-TI(180),CR-TI(180),NI-TI(180),TL-TI(180),CU-TI(180),PB-TI(180),SB-TI(180),SE-TI(180),ZN-TI(180),CO-TI(180),V-TI(180),FE-TI(180),HG-T(28),MG-TI(180),MN-TI(180),CA-TI(180),CD-TI(180),K-TI(180),NA-TI(180)
L1811487-07B	Glass 250ml/8oz unpreserved	A	NA		2.3	Y	Absent		NYTCL-8270(14),TS(7)
L1811487-08A	Glass 60ml unpreserved split	A	NA		2.3	Y	Absent		BE-TI(180),AS-TI(180),BA-TI(180),AG-TI(180),AL-TI(180),CR-TI(180),NI-TI(180),TL-TI(180),CU-TI(180),PB-TI(180),SB-TI(180),SE-TI(180),ZN-TI(180),CO-TI(180),V-TI(180),FE-TI(180),HG-T(28),MG-TI(180),MN-TI(180),CA-TI(180),CD-TI(180),K-TI(180),NA-TI(180)
L1811487-08B	Glass 250ml/8oz unpreserved	A	NA		2.3	Y	Absent		NYTCL-8270(14),TS(7)
L1811487-09A	Glass 60ml unpreserved split	A	NA		2.3	Y	Absent		BE-TI(180),AS-TI(180),BA-TI(180),AG-TI(180),AL-TI(180),CR-TI(180),NI-TI(180),TL-TI(180),CU-TI(180),PB-TI(180),SB-TI(180),SE-TI(180),ZN-TI(180),CO-TI(180),V-TI(180),FE-TI(180),HG-T(28),MG-TI(180),MN-TI(180),CA-TI(180),CD-TI(180),K-TI(180),NA-TI(180)
L1811487-09B	Glass 250ml/8oz unpreserved	A	NA		2.3	Y	Absent		NYTCL-8270(14),TS(7)
L1811487-10A	Glass 60ml unpreserved split	A	NA		2.3	Y	Absent		BE-TI(180),AS-TI(180),BA-TI(180),AG-TI(180),AL-TI(180),CR-TI(180),NI-TI(180),TL-TI(180),CU-TI(180),PB-TI(180),SB-TI(180),SE-TI(180),ZN-TI(180),CO-TI(180),V-TI(180),FE-TI(180),HG-T(28),MG-TI(180),MN-TI(180),CA-TI(180),CD-TI(180),K-TI(180),NA-TI(180)
L1811487-10B	Glass 250ml/8oz unpreserved	A	NA		2.3	Y	Absent		NYTCL-8270(14),TS(7)

*Values in parentheses indicate holding time in days

Project Name:	1111 ELMWOOD	**Lab Number:**	L1811487
Project Number:	0369-018-001-009-002	**Report Date:**	04/10/18

GLOSSARY

Acronyms

EDL	- Estimated Detection Limit: This value represents the level to which target analyte concentrations are reported as estimated values, when those target analyte concentrations are quantified below the reporting limit (RL). The EDL includes any adjustments from dilutions, concentrations or moisture content, where applicable. The use of EDLs is specific to the analysis of PAHs using Solid-Phase Microextraction (SPME).
EPA	- Environmental Protection Agency.
LCS	- Laboratory Control Sample: A sample matrix, free from the analytes of interest, spiked with verified known amounts of analytes or a material containing known and verified amounts of analytes.
LCSD	- Laboratory Control Sample Duplicate: Refer to LCS.
LFB	- Laboratory Fortified Blank: A sample matrix, free from the analytes of interest, spiked with verified known amounts of analytes or a material containing known and verified amounts of analytes.
MDL	- Method Detection Limit: This value represents the level to which target analyte concentrations are reported as estimated values, when those target analyte concentrations are quantified below the reporting limit (RL). The MDL includes any adjustments from dilutions, concentrations or moisture content, where applicable.
MS	- Matrix Spike Sample: A sample prepared by adding a known mass of target analyte to a specified amount of matrix sample for which an independent estimate of target analyte concentration is available.
MSD	- Matrix Spike Sample Duplicate: Refer to MS.
NA	- Not Applicable.
NC	- Not Calculated: Term is utilized when one or more of the results utilized in the calculation are non-detect at the parameter's reporting unit.
NDPA/DPA	- N-Nitrosodiphenylamine/Diphenylamine.
NI	- Not Ignitable.
NP	- Non-Plastic: Term is utilized for the analysis of Atterberg Limits in soil.
RL	- Reporting Limit: The value at which an instrument can accurately measure an analyte at a specific concentration. The RL includes any adjustments from dilutions, concentrations or moisture content, where applicable.
RPD	- Relative Percent Difference: The results from matrix and/or matrix spike duplicates are primarily designed to assess the precision of analytical results in a given matrix and are expressed as relative percent difference (RPD). Values which are less than five times the reporting limit for any individual parameter are evaluated by utilizing the absolute difference between the values; although the RPD value will be provided in the report.
SRM	- Standard Reference Material: A reference sample of a known or certified value that is of the same or similar matrix as the associated field samples.
STLP	- Semi-dynamic Tank Leaching Procedure per EPA Method 1315.
TIC	- Tentatively Identified Compound: A compound that has been identified to be present and is not part of the target compound list (TCL) for the method and/or program. All TICs are qualitatively identified and reported as estimated concentrations.

Footnotes

1	- The reference for this analyte should be considered modified since this analyte is absent from the target analyte list of the original method.

Terms

Analytical Method: Both the document from which the method originates and the analytical reference method. (Example: EPA 8260B is shown as 1,8260B.) The codes for the reference method documents are provided in the References section of the Addendum.

Final pH: As it pertains to Sample Receipt & Container Information section of the report, Final pH reflects pH of container determined after adjustment at the laboratory, if applicable. If no adjustment required, value reflects Initial pH.

Frozen Date/Time: With respect to Volatile Organics in soil, Frozen Date/Time reflects the date/time at which associated Reagent Water-preserved vials were initially frozen. Note: If frozen date/time is beyond 48 hours from sample collection, value will be reflected in 'bold'.

Initial pH: As it pertains to Sample Receipt & Container Information section of the report, Initial pH reflects pH of container determined upon receipt, if applicable.

Total: With respect to Organic analyses, a 'Total' result is defined as the summation of results for individual isomers or Aroclors. If a 'Total' result is requested, the results of its individual components will also be reported. This is applicable to 'Total' results for methods 8260, 8081 and 8082.

Data Qualifiers

A	- Spectra identified as "Aldol Condensation Product".
B	- The analyte was detected above the reporting limit in the associated method blank. Flag only applies to associated field samples that have detectable concentrations of the analyte at less than ten times (10x) the concentration found in the blank. For MCP-related

Report Format: DU Report with 'J' Qualifiers

Project Name:	1111 ELMWOOD	**Lab Number:**	L1811487
Project Number:	0369-018-001-009-002	**Report Date:**	04/10/18

Data Qualifiers

projects, flag only applies to associated field samples that have detectable concentrations of the analyte at less than ten times (10x) the concentration found in the blank. For DOD-related projects, flag only applies to associated field samples that have detectable concentrations of the analyte at less than ten times (10x) the concentration found in the blank AND the analyte was detected above one-half the reporting limit (or above the reporting limit for common lab contaminants) in the associated method blank. For NJ-Air-related projects, flag only applies to associated field samples that have detectable concentrations of the analyte above the reporting limit. For NJ-related projects (excluding Air), flag only applies to associated field samples that have detectable concentrations of the analyte, which was detected above the reporting limit in the associated method blank or above five times the reporting limit for common lab contaminants (Phthalates, Acetone, Methylene Chloride, 2-Butanone).

C - Co-elution: The target analyte co-elutes with a known lab standard (i.e. surrogate, internal standards, etc.) for co-extracted analyses.

D - Concentration of analyte was quantified from diluted analysis. Flag only applies to field samples that have detectable concentrations of the analyte.

E - Concentration of analyte exceeds the range of the calibration curve and/or linear range of the instrument.

G - The concentration may be biased high due to matrix interferences (i.e, co-elution) with non-target compound(s). The result should be considered estimated.

H - The analysis of pH was performed beyond the regulatory-required holding time of 15 minutes from the time of sample collection.

I - The lower value for the two columns has been reported due to obvious interference.

M - Reporting Limit (RL) exceeds the MCP CAM Reporting Limit for this analyte.

NJ - Presumptive evidence of compound. This represents an estimated concentration for Tentatively Identified Compounds (TICs), where the identification is based on a mass spectral library search.

P - The RPD between the results for the two columns exceeds the method-specified criteria.

Q - The quality control sample exceeds the associated acceptance criteria. For DOD-related projects, LCS and/or Continuing Calibration Standard exceedences are also qualified on all associated sample results. Note: This flag is not applicable for matrix spike recoveries when the sample concentration is greater than 4x the spike added or for batch duplicate RPD when the sample concentrations are less than 5x the RL. (Metals only.)

R - Analytical results are from sample re-analysis.

RE - Analytical results are from sample re-extraction.

S - Analytical results are from modified screening analysis.

J - Estimated value. The Target analyte concentration is below the quantitation limit (RL), but above the Method Detection Limit (MDL) or Estimated Detection Limit (EDL) for SPME-related analyses. This represents an estimated concentration for Tentatively Identified Compounds (TICs).

ND - Not detected at the method detection limit (MDL) for the sample, or estimated detection limit (EDL) for SPME-related analyses.

Report Format: DU Report with 'J' Qualifiers

Project Name:	1111 ELMWOOD	**Lab Number:**	L1811487
Project Number:	0369-018-001-009-002	**Report Date:**	04/10/18

REFERENCES

1 Test Methods for Evaluating Solid Waste: Physical/Chemical Methods. EPA SW-846. Third Edition. Updates I - IV, 2007.

121 Standard Methods for the Examination of Water and Wastewater. APHA-AWWA-WEF. Standard Methods Online.

LIMITATION OF LIABILITIES

Alpha Analytical performs services with reasonable care and diligence normal to the analytical testing laboratory industry. In the event of an error, the sole and exclusive responsibility of Alpha Analytical shall be to re-perform the work at it's own expense. In no event shall Alpha Analytical be held liable for any incidental, consequential or special damages, including but not limited to, damages in any way connected with the use of, interpretation of, information or analysis provided by Alpha Analytical.

We strongly urge our clients to comply with EPA protocol regarding sample volume, preservation, cooling, containers, sampling procedures, holding time and splitting of samples in the field.

Certification Information

The following analytes are not included in our Primary NELAP Scope of Accreditation:

Westborough Facility
EPA 624: m/p-xylene, o-xylene
EPA 8260C: NPW: 1,2,4,5-Tetramethylbenzene; 4-Ethyltoluene, Azobenzene; SCM: Iodomethane (methyl iodide), Methyl methacrylate, 1,2,4,5-Tetramethylbenzene; 4-Ethyltoluene.
EPA 8270D: NPW: Dimethylnaphthalene,1,4-Diphenylhydrazine; SCM: Dimethylnaphthalene,1,4-Diphenylhydrazine.
EPA 300: DW: Bromide
EPA 6860: SCM: Perchlorate
EPA 9010: NPW and SCM: Amenable Cyanide Distillation
SM4500: NPW: Amenable Cyanide, Dissolved Oxygen; SCM: Total Phosphorus, TKN, NO2, NO3.

Mansfield Facility
SM 2540D: TSS
EPA 8082A: NPW: PCB: 1, 5, 31, 87,101, 110, 141, 151, 153, 180, 183, 187.
EPA TO-15: Halothane, 2,4,4-Trimethyl-2-pentene, 2,4,4-Trimethyl-1-pentene, Thiophene, 2-Methylthiophene, 3-Methylthiophene, 2-Ethylthiophene, 1,2,3-Trimethylbenzene, Indan, Indene, 1,2,4,5-Tetramethylbenzene, Benzothiophene, 1-Methylnaphthalene.
Biological Tissue Matrix: EPA 3050B

The following analytes are included in our Massachusetts DEP Scope of Accreditation

Westborough Facility:

Drinking Water
EPA 300.0: Chloride, Nitrate-N, Fluoride, Sulfate; **EPA 353.2**: Nitrate-N, Nitrite-N; **SM4500NO3-F**: Nitrate-N, Nitrite-N; **SM4500F-C, SM4500CN-CE, EPA 180.1, SM2130B, SM4500CI-D, SM2320B, SM2540C, SM4500H-B**
EPA 332: Perchlorate; **EPA 524.2:** THMs and VOCs; **EPA 504.1:** EDB, DBCP.
Microbiology: **SM9215B; SM9223-P/A, SM9223B-Colilert-QT,SM9222D**.

Non-Potable Water
SM4500H,B, EPA 120.1, SM2510B, SM2540C, SM2320B, SM4500CL-E, SM4500F-BC, SM4500NH3-BH: Ammonia-N and Kjeldahl-N, **EPA 350.1**: Ammonia-N, **LACHAT 10-107-06-1-B**: Ammonia-N, **EPA 351.1, SM4500NO3-F, EPA 353.2**: Nitrate-N**, EPA 351.1, SM4500P-E, SM4500P-B, E, SM4500SO4-E, SM5220D, EPA 410.4, SM5210B, SM5310C, SM4500CL-D, EPA 1664, EPA 420.1, SM4500-CN-CE, SM2540D.**
EPA 624: Volatile Halocarbons & Aromatics,
EPA 608: Chlordane, Toxaphene, Aldrin, alpha-BHC, beta-BHC, gamma-BHC, delta-BHC, Dieldrin, DDD, DDE, DDT, Endosulfan I, Endosulfan II, Endosulfan sulfate, Endrin, Endrin Aldehyde, Heptachlor, Heptachlor Epoxide, PCBs
EPA 625: SVOC (Acid/Base/Neutral Extractables), **EPA 600/4-81-045**: PCB-Oil.
Microbiology: **SM9223B-Colilert-QT; Enterolert-QT, SM9221E, SM9222D.**

Mansfield Facility:

Drinking Water
EPA 200.7: Al, Ba, Be, Cd, Cr, Cu, Mn, Ni, Na, Ag, Ca, Zn. **EPA 200.8:** Al, Sb, As, Ba, Be, Cd, Cr, Cu, Pb, Mn, Ni, Se, Ag, TL, Zn. **EPA 245.1** Hg.
EPA 522.

Non-Potable Water
EPA 200.7: Al, Sb, As, Be, Cd, Ca, Cr, Co, Cu, Fe, Pb, Mg, Mn, Mo, Ni, K, Se, Ag, Na, Sr, TL, Ti, V, Zn.
EPA 200.8: Al, Sb, As, Be, Cd, Cr, Cu, Pb, Mn, Ni, Se, Ag, TL, Zn.
EPA 245.1 Hg.
SM2340B

For a complete listing of analytes and methods, please contact your Alpha Project Manager.

ALPHA ANALYTICAL

NEW YORK CHAIN OF CUSTODY

Westborough, MA 01581
8 Walkup Dr.
TEL: 508-898-9220
FAX: 508-898-9193

Mansfield, MA 02048
320 Forbes Blvd
TEL: 508-822-9300
FAX: 508-822-3288

Service Centers
Mahwah, NJ 07430: 35 Whitney Rd, Suite 5
Albany, NY 12205: 14 Walker Way
Tonawanda, NY 14150: 275 Cooper Ave, Suite 105

Page 1 of 1

Date Rec'd in Lab: 4/4/18

ALPHA Job #: L1811487

Project Information
Project Name: 1111 Elmwood
Project Location: Buffalo NY
Project #: 0369-018-001-009-002
(Use Project name as Project #) ☒
Project Manager: Chris Baron
ALPHAQuote #:

Client Information
Client: Benchmark Env
Address: 2558 Hamburg NY
Lackawanna NY, 14218
Phone: (716) 818-8358
Fax: (716) 856-0583
Email: TBelvin@Tunkyllc.com

Turn-Around Time
Standard ☐ Due Date:
Rush (only if pre approved) ☐ # of Days:

Deliverables
☐ ASP-A ☐ ASP-B
☐ EQuIS (1 File) ☐ EQuIS (4 File)
☐ Other

Regulatory Requirement
☐ NY TOGS ☐ NY Part 375
☐ AWQ Standards ☐ NY CP-51
☐ NY Restricted Use ☐ Other
☐ NY Unrestricted Use
☐ NYC Sewer Discharge

Billing Information
☐ Same as Client Info
PO #

Disposal Site Information
Please identify below location of applicable disposal facilities.
Disposal Facility:
☐ NJ ☐ NY
☐ Other:

These samples have been previously analyzed by Alpha ☐

Other project specific requirements/comments:

CAT B

Please specify Metals or TAL.

ANALYSIS

Sample Filtration
☐ Done
☐ Lab to do
Preservation
☐ Lab to do
(Please Specify below)

ALPHA Lab ID (Lab Use Only)	Sample ID	Collection Date	Collection Time	Sample Matrix	Sampler's Initials	TCL SVOC	TAL METALS							Sample Specific Comments	Total Bottles
11487-01	B-42	4/3/18	1106	soil	TAB	X	X								1
02	B-43	↓	1108	↓	↓	X	X								1
03	B-44	↓	1120	↓	↓	X	X								1
04	B-45	↓	1137	↓	↓	X	X								1
05	B-46	↓	1139	↓	↓	X	X								1
06	B-47	↓	1141	↓	↓	X	X								1
07	B-48	↓	1234	↓	↓	X	X								1
08	B-49	↓	1234	↓	↓	X	X								1
09	B-50	↓	1530	↓	TAB	X	X								

Preservative Code:
A = None
B = HCl
C = HNO_3
D = H_2SO_4
E = NaOH
F = MeOH
G = $NaHSO_4$
H = $Na_2S_2O_3$
K/E = Zn Ac/NaOH
O = Other

Container Code
P = Plastic
A = Amber Glass
V = Vial
G = Glass
B = Bacteria Cup
C = Cube
O = Other
E = Encore
D = BOD Bottle

Westboro: Certification No: MA935
Mansfield: Certification No: MA015

Container Type	A	A
Preservative	A	A

Relinquished By:	Date/Time	Received By:	Date/Time
[signature]	4/3/18 16:30	JM AL AAL	4/03/18 16:30
JM AL AAL	4/03/18 16:50	[signature]	4/4/18 6050

Please print clearly, legibly and completely. Samples can not be logged in and turnaround time clock will not start until any ambiguities are resolved. BY EXECUTING THIS COC, THE CLIENT HAS READ AND AGREES TO BE BOUND BY ALPHA'S TERMS & CONDITIONS. (See reverse side.)

Form No: 01-25 HC (rev. 30-Sept-2013)

ANALYTICAL REPORT

Lab Number:	L1813341
Client:	Benchmark & Turnkey Companies 2558 Hamburg Turnpike Suite 300 Buffalo, NY 14218
ATTN:	Chris Boron
Phone:	(716) 856-0599
Project Name:	1111 ELMWOOD AVE.
Project Number:	B0369-018-001-009
Report Date:	04/19/18

The original project report/data package is held by Alpha Analytical. This report/data package is paginated and should be reproduced only in its entirety. Alpha Analytical holds no responsibility for results and/or data that are not consistent with the original.

Certifications & Approvals: MA (M-MA086), NH NELAP (2064), NJ NELAP (MA935), CT (PH-0574), IL (200077), ME (MA00086), MD (348), NY (11148), NC (25700/666), PA (68-03671), RI (LAO00065), TX (T104704476), VT (VT-0935), VA (460195), USDA (Permit #P330-14-00197).

Eight Walkup Drive, Westborough, MA 01581-1019
508-898-9220 (Fax) 508-898-9193 800-624-9220 - www.alphalab.com

Project Name: 1111 ELMWOOD AVE.
Project Number: B0369-018-001-009

Lab Number: L1813341
Report Date: 04/19/18

Alpha Sample ID	Client ID	Matrix	Sample Location	Collection Date/Time	Receive Date
L1813341-01	B-25R	SOIL	BUFFALO, NY	04/17/18 10:02	04/17/18
L1813341-02	B-34R	SOIL	BUFFALO, NY	04/17/18 13:01	04/17/18
L1813341-03	B-42R	SOIL	BUFFALO, NY	04/17/18 13:10	04/17/18
L1813341-04	B-43R	SOIL	BUFFALO, NY	04/17/18 13:18	04/17/18

Project Name: 1111 ELMWOOD AVE. **Lab Number:** L1813341
Project Number: B0369-018-001-009 **Report Date:** 04/19/18

Case Narrative

The samples were received in accordance with the Chain of Custody and no significant deviations were encountered during the preparation or analysis unless otherwise noted. Sample Receipt, Container Information, and the Chain of Custody are located at the back of the report.

Results contained within this report relate only to the samples submitted under this Alpha Lab Number and meet NELAP requirements for all NELAP accredited parameters unless otherwise noted in the following narrative. The data presented in this report is organized by parameter (i.e. VOC, SVOC, etc.). Sample specific Quality Control data (i.e. Surrogate Spike Recovery) is reported at the end of the target analyte list for each individual sample, followed by the Laboratory Batch Quality Control at the end of each parameter. Tentatively Identified Compounds (TICs), if requested, are reported for compounds identified to be present and are not part of the method/program Target Compound List, even if only a subset of the TCL are being reported. If a sample was re-analyzed or re-extracted due to a required quality control corrective action and if both sets of data are reported, the Laboratory ID of the re-analysis or re-extraction is designated with an "R" or "RE", respectively. When multiple Batch Quality Control elements are reported (e.g. more than one LCS), the associated samples for each element are noted in the grey shaded header line of each data table. Any Laboratory Batch, Sample Specific % recovery or RPD value that is outside the listed Acceptance Criteria is bolded in the report. All specific QC information is also incorporated in the Data Usability format of our Data Merger tool where it can be reviewed along with any associated usability implications. Soil/sediments, solids and tissues are reported on a dry weight basis unless otherwise noted. Definitions of all data qualifiers and acronyms used in this report are provided in the Glossary located at the back of the report.

In reference to questions H (CAM) or 4 (RCP) when "NO" is checked, the performance criteria for CAM and RCP methods allow for some quality control failures to occur and still be within method compliance. In these instances the specific failure is not narrated but noted in the associated QC table. The information is also incorporated in the Data Usability format of our Data Merger tool where it can be reviewed along with any associated usability implications.

Please see the associated ADEx data file for a comparison of laboratory reporting limits that were achieved with the regulatory Numerical Standards requested on the Chain of Custody.

HOLD POLICY
For samples submitted on hold, Alpha's policy is to hold samples (with the exception of Air canisters) free of charge for 21 calendar days from the date the project is completed. After 21 calendar days, we will dispose of all samples submitted including those put on hold unless you have contacted your Client Service Representative and made arrangements for Alpha to continue to hold the samples. Air canisters will be disposed after 3 business days from the date the project is completed.

Please contact Client Services at 800-624-9220 with any questions.

Project Name: 1111 ELMWOOD AVE. **Lab Number:** L1813341
Project Number: B0369-018-001-009 **Report Date:** 04/19/18

Case Narrative (continued)

Report Submission

All non-detect (ND) or estimated concentrations (J-qualified) have been quantitated to the limit noted in the MDL column.

Total Metals

L1813341-01, -03, and -04: The sample has elevated detection limits for all elements, with the exception of mercury, due to the dilution required by matrix interferences encountered during analysis.

The WG1107411-3 MS recovery, performed on L1813341-01, is outside the acceptance criteria for mercury (153%). A post digestion spike was performed and was within acceptance criteria.

I, the undersigned, attest under the pains and penalties of perjury that, to the best of my knowledge and belief and based upon my personal inquiry of those responsible for providing the information contained in this analytical report, such information is accurate and complete. This certificate of analysis is not complete unless this page accompanies any and all pages of this report.

Authorized Signature: Cristin Walker

Title: Technical Director/Representative Date: 04/19/18

ORGANICS

SEMIVOLATILES

Project Name: 1111 ELMWOOD AVE.
Project Number: B0369-018-001-009
Lab Number: L1813341
Report Date: 04/19/18

SAMPLE RESULTS

Lab ID: L1813341-02
Client ID: B-34R
Sample Location: BUFFALO, NY

Date Collected: 04/17/18 13:01
Date Received: 04/17/18
Field Prep: Not Specified

Sample Depth:
Matrix: Soil
Analytical Method: 1,8270D
Analytical Date: 04/18/18 09:17
Analyst: SZ
Percent Solids: 78%

Extraction Method: EPA 3546
Extraction Date: 04/18/18 03:18

Parameter	Result	Qualifier	Units	RL	MDL	Dilution Factor
Semivolatile Organics by GC/MS - Westborough Lab						
Acenaphthene	ND		ug/kg	160	21.	1
Hexachlorobenzene	ND		ug/kg	120	23.	1
Bis(2-chloroethyl)ether	ND		ug/kg	180	28.	1
2-Chloronaphthalene	ND		ug/kg	210	20.	1
3,3'-Dichlorobenzidine	ND		ug/kg	210	55.	1
2,4-Dinitrotoluene	ND		ug/kg	210	41.	1
2,6-Dinitrotoluene	ND		ug/kg	210	35.	1
Fluoranthene	ND		ug/kg	120	24.	1
4-Chlorophenyl phenyl ether	ND		ug/kg	210	22.	1
4-Bromophenyl phenyl ether	ND		ug/kg	210	32.	1
Bis(2-chloroisopropyl)ether	ND		ug/kg	250	35.	1
Bis(2-chloroethoxy)methane	ND		ug/kg	220	21.	1
Hexachlorobutadiene	ND		ug/kg	210	30.	1
Hexachlorocyclopentadiene	ND		ug/kg	590	190	1
Hexachloroethane	ND		ug/kg	160	33.	1
Isophorone	ND		ug/kg	180	27.	1
Naphthalene	ND		ug/kg	210	25.	1
Nitrobenzene	ND		ug/kg	180	30.	1
NDPA/DPA	ND		ug/kg	160	24.	1
n-Nitrosodi-n-propylamine	ND		ug/kg	210	32.	1
Bis(2-ethylhexyl)phthalate	ND		ug/kg	210	71.	1
Butyl benzyl phthalate	ND		ug/kg	210	52.	1
Di-n-butylphthalate	ND		ug/kg	210	39.	1
Di-n-octylphthalate	ND		ug/kg	210	70.	1
Diethyl phthalate	ND		ug/kg	210	19.	1
Dimethyl phthalate	ND		ug/kg	210	43.	1
Benzo(a)anthracene	ND		ug/kg	120	23.	1
Benzo(a)pyrene	ND		ug/kg	160	50.	1

Project Name: 1111 ELMWOOD AVE. **Lab Number:** L1813341

Project Number: B0369-018-001-009 **Report Date:** 04/19/18

SAMPLE RESULTS

Lab ID: L1813341-02 Date Collected: 04/17/18 13:01

Client ID: B-34R Date Received: 04/17/18

Sample Location: BUFFALO, NY Field Prep: Not Specified

Sample Depth:

Parameter	Result	Qualifier	Units	RL	MDL	Dilution Factor
Semivolatile Organics by GC/MS - Westborough Lab						
Benzo(b)fluoranthene	ND		ug/kg	120	35.	1
Benzo(k)fluoranthene	ND		ug/kg	120	33.	1
Chrysene	ND		ug/kg	120	21.	1
Acenaphthylene	ND		ug/kg	160	32.	1
Anthracene	ND		ug/kg	120	40.	1
Benzo(ghi)perylene	ND		ug/kg	160	24.	1
Fluorene	ND		ug/kg	210	20.	1
Phenanthrene	ND		ug/kg	120	25.	1
Dibenzo(a,h)anthracene	ND		ug/kg	120	24.	1
Indeno(1,2,3-cd)pyrene	ND		ug/kg	160	29.	1
Pyrene	ND		ug/kg	120	20.	1
Biphenyl	ND		ug/kg	470	48.	1
4-Chloroaniline	ND		ug/kg	210	38.	1
2-Nitroaniline	ND		ug/kg	210	40.	1
3-Nitroaniline	ND		ug/kg	210	39.	1
4-Nitroaniline	ND		ug/kg	210	86.	1
Dibenzofuran	ND		ug/kg	210	20.	1
2-Methylnaphthalene	ND		ug/kg	250	25.	1
1,2,4,5-Tetrachlorobenzene	ND		ug/kg	210	22.	1
Acetophenone	ND		ug/kg	210	26.	1
2,4,6-Trichlorophenol	ND		ug/kg	120	39.	1
p-Chloro-m-cresol	ND		ug/kg	210	31.	1
2-Chlorophenol	ND		ug/kg	210	24.	1
2,4-Dichlorophenol	ND		ug/kg	180	33.	1
2,4-Dimethylphenol	ND		ug/kg	210	68.	1
2-Nitrophenol	ND		ug/kg	450	78.	1
4-Nitrophenol	ND		ug/kg	290	84.	1
2,4-Dinitrophenol	ND		ug/kg	990	96.	1
4,6-Dinitro-o-cresol	ND		ug/kg	540	99.	1
Pentachlorophenol	ND		ug/kg	160	45.	1
Phenol	ND		ug/kg	210	31.	1
2-Methylphenol	ND		ug/kg	210	32.	1
3-Methylphenol/4-Methylphenol	ND		ug/kg	300	32.	1
2,4,5-Trichlorophenol	ND		ug/kg	210	40.	1
Carbazole	ND		ug/kg	210	20.	1
Atrazine	ND		ug/kg	160	72.	1
Benzaldehyde	ND		ug/kg	270	56.	1

Project Name: 1111 ELMWOOD AVE. **Lab Number:** L1813341

Project Number: B0369-018-001-009 **Report Date:** 04/19/18

SAMPLE RESULTS

Lab ID: L1813341-02 Date Collected: 04/17/18 13:01

Client ID: B-34R Date Received: 04/17/18

Sample Location: BUFFALO, NY Field Prep: Not Specified

Sample Depth:

Parameter	Result	Qualifier	Units	RL	MDL	Dilution Factor
Semivolatile Organics by GC/MS - Westborough Lab						
Caprolactam	ND		ug/kg	210	63.	1
2,3,4,6-Tetrachlorophenol	ND		ug/kg	210	42.	1

Surrogate	% Recovery	Qualifier	Acceptance Criteria
2-Fluorophenol	82		25-120
Phenol-d6	83		10-120
Nitrobenzene-d5	73		23-120
2-Fluorobiphenyl	80		30-120
2,4,6-Tribromophenol	95		10-136
4-Terphenyl-d14	92		18-120

Project Name: 1111 ELMWOOD AVE.
Project Number: B0369-018-001-009
Lab Number: L1813341
Report Date: 04/19/18

Method Blank Analysis
Batch Quality Control

Analytical Method: 1,8270D
Analytical Date: 04/18/18 08:01
Analyst: SZ

Extraction Method: EPA 3546
Extraction Date: 04/17/18 10:41

Parameter	Result	Qualifier	Units	RL	MDL
Semivolatile Organics by GC/MS - Westborough Lab for sample(s): 02 Batch: WG1107149-1					
Acenaphthene	ND		ug/kg	130	17.
Hexachlorobenzene	ND		ug/kg	99	18.
Bis(2-chloroethyl)ether	ND		ug/kg	150	22.
2-Chloronaphthalene	ND		ug/kg	160	16.
3,3'-Dichlorobenzidine	ND		ug/kg	160	44.
2,4-Dinitrotoluene	ND		ug/kg	160	33.
2,6-Dinitrotoluene	ND		ug/kg	160	28.
Fluoranthene	ND		ug/kg	99	19.
4-Chlorophenyl phenyl ether	ND		ug/kg	160	18.
4-Bromophenyl phenyl ether	ND		ug/kg	160	25.
Bis(2-chloroisopropyl)ether	ND		ug/kg	200	28.
Bis(2-chloroethoxy)methane	ND		ug/kg	180	16.
Hexachlorobutadiene	ND		ug/kg	160	24.
Hexachlorocyclopentadiene	ND		ug/kg	470	150
Hexachloroethane	ND		ug/kg	130	27.
Isophorone	ND		ug/kg	150	21.
Naphthalene	ND		ug/kg	160	20.
Nitrobenzene	ND		ug/kg	150	24.
NDPA/DPA	ND		ug/kg	130	19.
n-Nitrosodi-n-propylamine	ND		ug/kg	160	25.
Bis(2-ethylhexyl)phthalate	ND		ug/kg	160	57.
Butyl benzyl phthalate	ND		ug/kg	160	42.
Di-n-butylphthalate	ND		ug/kg	160	31.
Di-n-octylphthalate	ND		ug/kg	160	56.
Diethyl phthalate	ND		ug/kg	160	15.
Dimethyl phthalate	ND		ug/kg	160	34.
Benzo(a)anthracene	ND		ug/kg	99	18.
Benzo(a)pyrene	ND		ug/kg	130	40.
Benzo(b)fluoranthene	ND		ug/kg	99	28.

Project Name: 1111 ELMWOOD AVE. **Lab Number:** L1813341

Project Number: B0369-018-001-009 **Report Date:** 04/19/18

Method Blank Analysis
Batch Quality Control

Analytical Method: 1,8270D
Analytical Date: 04/18/18 08:01
Analyst: SZ

Extraction Method: EPA 3546
Extraction Date: 04/17/18 10:41

Parameter	Result	Qualifier	Units	RL	MDL
Semivolatile Organics by GC/MS - Westborough Lab for sample(s): 02 Batch: WG1107149-1					
Benzo(k)fluoranthene	ND		ug/kg	99	26.
Chrysene	ND		ug/kg	99	17.
Acenaphthylene	ND		ug/kg	130	25.
Anthracene	ND		ug/kg	99	32.
Benzo(ghi)perylene	ND		ug/kg	130	19.
Fluorene	ND		ug/kg	160	16.
Phenanthrene	ND		ug/kg	99	20.
Dibenzo(a,h)anthracene	ND		ug/kg	99	19.
Indeno(1,2,3-cd)pyrene	ND		ug/kg	130	23.
Pyrene	ND		ug/kg	99	16.
Biphenyl	ND		ug/kg	380	38.
4-Chloroaniline	ND		ug/kg	160	30.
2-Nitroaniline	ND		ug/kg	160	32.
3-Nitroaniline	ND		ug/kg	160	31.
4-Nitroaniline	ND		ug/kg	160	68.
Dibenzofuran	ND		ug/kg	160	16.
2-Methylnaphthalene	ND		ug/kg	200	20.
1,2,4,5-Tetrachlorobenzene	ND		ug/kg	160	17.
Acetophenone	ND		ug/kg	160	20.
2,4,6-Trichlorophenol	ND		ug/kg	99	31.
p-Chloro-m-cresol	ND		ug/kg	160	24.
2-Chlorophenol	ND		ug/kg	160	19.
2,4-Dichlorophenol	ND		ug/kg	150	26.
2,4-Dimethylphenol	ND		ug/kg	160	54.
2-Nitrophenol	ND		ug/kg	360	62.
4-Nitrophenol	ND		ug/kg	230	67.
2,4-Dinitrophenol	ND		ug/kg	790	77.
4,6-Dinitro-o-cresol	ND		ug/kg	430	79.
Pentachlorophenol	ND		ug/kg	130	36.

Project Name: 1111 ELMWOOD AVE.
Project Number: B0369-018-001-009
Lab Number: L1813341
Report Date: 04/19/18

Method Blank Analysis
Batch Quality Control

Analytical Method: 1,8270D
Analytical Date: 04/18/18 08:01
Analyst: SZ

Extraction Method: EPA 3546
Extraction Date: 04/17/18 10:41

Parameter	Result	Qualifier	Units	RL	MDL
Semivolatile Organics by GC/MS - Westborough Lab for sample(s): 02 Batch: WG1107149-1					
Phenol	ND		ug/kg	160	25.
2-Methylphenol	ND		ug/kg	160	26.
3-Methylphenol/4-Methylphenol	ND		ug/kg	240	26.
2,4,5-Trichlorophenol	ND		ug/kg	160	32.
Carbazole	ND		ug/kg	160	16.
Atrazine	ND		ug/kg	130	58.
Benzaldehyde	ND		ug/kg	220	44.
Caprolactam	ND		ug/kg	160	50.
2,3,4,6-Tetrachlorophenol	ND		ug/kg	160	33.
Tentatively Identified Compounds					
No Tentatively Identified Compounds	ND		ug/kg		

Surrogate	%Recovery	Qualifier	Acceptance Criteria
2-Fluorophenol	79		25-120
Phenol-d6	85		10-120
Nitrobenzene-d5	85		23-120
2-Fluorobiphenyl	85		30-120
2,4,6-Tribromophenol	103		10-136
4-Terphenyl-d14	104		18-120

Lab Control Sample Analysis

Batch Quality Control

Project Name: 1111 ELMWOOD AVE.

Project Number: B0369-018-001-009

Lab Number: L1813341

Report Date: 04/19/18

Parameter	LCS %Recovery	Qual	LCSD %Recovery	Qual	%Recovery Limits	RPD	Qual	RPD Limits
Semivolatile Organics by GC/MS - Westborough Lab Associated sample(s): 02 Batch: WG1107149-2 WG1107149-3								
Acenaphthene	82		83		31-137	1		50
Hexachlorobenzene	89		89		40-140	0		50
Bis(2-chloroethyl)ether	76		90		40-140	17		50
2-Chloronaphthalene	86		86		40-140	0		50
3,3'-Dichlorobenzidine	69		73		40-140	6		50
2,4-Dinitrotoluene	107		108		40-132	1		50
2,6-Dinitrotoluene	107		106		40-140	1		50
Fluoranthene	94		92		40-140	2		50
4-Chlorophenyl phenyl ether	86		87		40-140	1		50
4-Bromophenyl phenyl ether	92		94		40-140	2		50
Bis(2-chloroisopropyl)ether	83		80		40-140	4		50
Bis(2-chloroethoxy)methane	84		86		40-117	2		50
Hexachlorobutadiene	82		82		40-140	0		50
Hexachlorocyclopentadiene	82		87		40-140	6		50
Hexachloroethane	79		80		40-140	1		50
Isophorone	88		91		40-140	3		50
Naphthalene	79		79		40-140	0		50
Nitrobenzene	88		89		40-140	1		50
NDPA/DPA	89		91		36-157	2		50
n-Nitrosodi-n-propylamine	90		90		32-121	0		50
Bis(2-ethylhexyl)phthalate	105		104		40-140	1		50
Butyl benzyl phthalate	105		102		40-140	3		50
Di-n-butylphthalate	108		108		40-140	0		50

Lab Control Sample Analysis

Batch Quality Control

Project Name: 1111 ELMWOOD AVE.

Project Number: B0369-018-001-009

Lab Number: L1813341

Report Date: 04/19/18

Parameter	LCS %Recovery	Qual	LCSD %Recovery	Qual	%Recovery Limits	RPD	Qual	RPD Limits
Semivolatile Organics by GC/MS - Westborough Lab Associated sample(s): 02 Batch: WG1107149-2 WG1107149-3								
Di-n-octylphthalate	107		107		40-140	0		50
Diethyl phthalate	93		93		40-140	0		50
Dimethyl phthalate	91		95		40-140	4		50
Benzo(a)anthracene	90		90		40-140	0		50
Benzo(a)pyrene	93		95		40-140	2		50
Benzo(b)fluoranthene	90		90		40-140	0		50
Benzo(k)fluoranthene	88		84		40-140	5		50
Chrysene	83		83		40-140	0		50
Acenaphthylene	91		93		40-140	2		50
Anthracene	89		89		40-140	0		50
Benzo(ghi)perylene	89		98		40-140	10		50
Fluorene	88		88		40-140	0		50
Phenanthrene	84		84		40-140	0		50
Dibenzo(a,h)anthracene	91		100		40-140	9		50
Indeno(1,2,3-cd)pyrene	97		109		40-140	12		50
Pyrene	89		88		35-142	1		50
Biphenyl	89		90		54-104	1		50
4-Chloroaniline	48		63		40-140	27		50
2-Nitroaniline	107		107		47-134	0		50
3-Nitroaniline	64		69		26-129	8		50
4-Nitroaniline	89		90		41-125	1		50
Dibenzofuran	84		84		40-140	0		50
2-Methylnaphthalene	84		84		40-140	0		50

Lab Control Sample Analysis
Batch Quality Control

Project Name: 1111 ELMWOOD AVE.
Project Number: B0369-018-001-009

Lab Number: L1813341
Report Date: 04/19/18

Parameter	LCS %Recovery	Qual	LCSD %Recovery	Qual	%Recovery Limits	RPD	Qual	RPD Limits
Semivolatile Organics by GC/MS - Westborough Lab Associated sample(s): 02 Batch: WG1107149-2 WG1107149-3								
1,2,4,5-Tetrachlorobenzene	84		87		40-117	4		50
Acetophenone	89		89		14-144	0		50
2,4,6-Trichlorophenol	105		108		30-130	3		50
p-Chloro-m-cresol	101		**104**	Q	26-103	3		50
2-Chlorophenol	86		101		25-102	16		50
2,4-Dichlorophenol	95		98		30-130	3		50
2,4-Dimethylphenol	92		99		30-130	7		50
2-Nitrophenol	101		104		30-130	3		50
4-Nitrophenol	105		104		11-114	1		50
2,4-Dinitrophenol	96		86		4-130	11		50
4,6-Dinitro-o-cresol	108		108		10-130	0		50
Pentachlorophenol	97		96		17-109	1		50
Phenol	78		**94**	Q	26-90	19		50
2-Methylphenol	89		90		30-130.	1		50
3-Methylphenol/4-Methylphenol	90		93		30-130	3		50
2,4,5-Trichlorophenol	105		107		30-130	2		50
Carbazole	90		89		54-128	1		50
Atrazine	100		99		40-140	1		50
Benzaldehyde	76		89		40-140	16		50
Caprolactam	109		109		15-130	0		50
2,3,4,6-Tetrachlorophenol	98		98		40-140	0		50

Lab Control Sample Analysis
Batch Quality Control

Project Name: 1111 ELMWOOD AVE.
Project Number: B0369-018-001-009

Lab Number: L1813341
Report Date: 04/19/18

Parameter	LCS %Recovery	Qual	LCSD %Recovery	Qual	%Recovery Limits	RPD	Qual	RPD Limits

Semivolatile Organics by GC/MS - Westborough Lab Associated sample(s): 02 Batch: WG1107149-2 WG1107149-3

Surrogate	LCS %Recovery	Qual	LCSD %Recovery	Qual	Acceptance Criteria
2-Fluorophenol	86		103		25-120
Phenol-d6	87		106		10-120
Nitrobenzene-d5	91		93		23-120
2-Fluorobiphenyl	87		90		30-120
2,4,6-Tribromophenol	105		107		10-136
4-Terphenyl-d14	101		100		18-120

METALS

Project Name: 1111 ELMWOOD AVE.
Lab Number: L1813341
Project Number: B0369-018-001-009
Report Date: 04/19/18

SAMPLE RESULTS

Lab ID: L1813341-01
Client ID: B-25R
Sample Location: BUFFALO, NY
Date Collected: 04/17/18 10:02
Date Received: 04/17/18
Field Prep: Not Specified

Sample Depth:
Matrix: Soil
Percent Solids: 78%

Parameter	Result	Qualifier	Units	RL	MDL	Dilution Factor	Date Prepared	Date Analyzed	Prep Method	Analytical Method	Analyst
Total Metals - Mansfield Lab											
Aluminum, Total	13900		mg/kg	9.84	2.66	2	04/18/18 06:40	04/18/18 14:20	EPA 3050B	1,6010C	LC
Antimony, Total	ND		mg/kg	4.92	0.374	2	04/18/18 06:40	04/18/18 14:20	EPA 3050B	1,6010C	LC
Arsenic, Total	4.39		mg/kg	0.984	0.205	2	04/18/18 06:40	04/18/18 14:20	EPA 3050B	1,6010C	LC
Barium, Total	119		mg/kg	0.984	0.171	2	04/18/18 06:40	04/18/18 14:20	EPA 3050B	1,6010C	LC
Beryllium, Total	0.590		mg/kg	0.492	0.033	2	04/18/18 06:40	04/18/18 14:20	EPA 3050B	1,6010C	LC
Cadmium, Total	0.128	J	mg/kg	0.984	0.096	2	04/18/18 06:40	04/18/18 14:20	EPA 3050B	1,6010C	LC
Calcium, Total	3100		mg/kg	9.84	3.44	2	04/18/18 06:40	04/18/18 14:20	EPA 3050B	1,6010C	LC
Chromium, Total	18.9		mg/kg	0.984	0.094	2	04/18/18 06:40	04/18/18 14:20	EPA 3050B	1,6010C	LC
Cobalt, Total	8.74		mg/kg	1.97	0.163	2	04/18/18 06:40	04/18/18 14:20	EPA 3050B	1,6010C	LC
Copper, Total	19.2		mg/kg	0.984	0.254	2	04/18/18 06:40	04/18/18 14:20	EPA 3050B	1,6010C	LC
Iron, Total	21100		mg/kg	4.92	0.888	2	04/18/18 06:40	04/18/18 14:20	EPA 3050B	1,6010C	LC
Lead, Total	17.0		mg/kg	4.92	0.264	2	04/18/18 06:40	04/18/18 14:20	EPA 3050B	1,6010C	LC
Magnesium, Total	4650		mg/kg	9.84	1.51	2	04/18/18 06:40	04/18/18 14:20	EPA 3050B	1,6010C	LC
Manganese, Total	425		mg/kg	0.984	0.156	2	04/18/18 06:40	04/18/18 14:20	EPA 3050B	1,6010C	LC
Mercury, Total	0.046	J	mg/kg	0.082	0.017	1	04/18/18 08:00	04/18/18 12:57	EPA 7471B	1,7471B	MG
Nickel, Total	18.8		mg/kg	2.46	0.238	2	04/18/18 06:40	04/18/18 14:20	EPA 3050B	1,6010C	LC
Potassium, Total	1470		mg/kg	246	14.2	2	04/18/18 06:40	04/18/18 14:20	EPA 3050B	1,6010C	LC
Selenium, Total	ND		mg/kg	1.97	0.254	2	04/18/18 06:40	04/18/18 14:20	EPA 3050B	1,6010C	LC
Silver, Total	ND		mg/kg	0.984	0.278	2	04/18/18 06:40	04/18/18 14:20	EPA 3050B	1,6010C	LC
Sodium, Total	106	J	mg/kg	197	3.10	2	04/18/18 06:40	04/18/18 14:20	EPA 3050B	1,6010C	LC
Thallium, Total	ND		mg/kg	1.97	0.310	2	04/18/18 06:40	04/18/18 14:20	EPA 3050B	1,6010C	LC
Vanadium, Total	26.1		mg/kg	0.984	0.200	2	04/18/18 06:40	04/18/18 14:20	EPA 3050B	1,6010C	LC
Zinc, Total	84.1		mg/kg	4.92	0.288	2	04/18/18 06:40	04/18/18 14:20	EPA 3050B	1,6010C	LC

Project Name: 1111 ELMWOOD AVE.
Lab Number: L1813341
Project Number: B0369-018-001-009
Report Date: 04/19/18

SAMPLE RESULTS

Lab ID: L1813341-03
Client ID: B-42R
Sample Location: BUFFALO, NY
Date Collected: 04/17/18 13:10
Date Received: 04/17/18
Field Prep: Not Specified

Sample Depth:
Matrix: Soil
Percent Solids: 79%

Parameter	Result	Qualifier	Units	RL	MDL	Dilution Factor	Date Prepared	Date Analyzed	Prep Method	Analytical Method	Analyst
Total Metals - Mansfield Lab											
Aluminum, Total	18300		mg/kg	9.48	2.56	2	04/18/18 06:40	04/18/18 14:24	EPA 3050B	1,6010C	LC
Antimony, Total	ND		mg/kg	4.74	0.360	2	04/18/18 06:40	04/18/18 14:24	EPA 3050B	1,6010C	LC
Arsenic, Total	5.98		mg/kg	0.948	0.197	2	04/18/18 06:40	04/18/18 14:24	EPA 3050B	1,6010C	LC
Barium, Total	149		mg/kg	0.948	0.165	2	04/18/18 06:40	04/18/18 14:24	EPA 3050B	1,6010C	LC
Beryllium, Total	0.910		mg/kg	0.474	0.031	2	04/18/18 06:40	04/18/18 14:24	EPA 3050B	1,6010C	LC
Cadmium, Total	0.265	J	mg/kg	0.948	0.093	2	04/18/18 06:40	04/18/18 14:24	EPA 3050B	1,6010C	LC
Calcium, Total	2660		mg/kg	9.48	3.32	2	04/18/18 06:40	04/18/18 14:24	EPA 3050B	1,6010C	LC
Chromium, Total	23.1		mg/kg	0.948	0.091	2	04/18/18 06:40	04/18/18 14:24	EPA 3050B	1,6010C	LC
Cobalt, Total	12.4		mg/kg	1.90	0.157	2	04/18/18 06:40	04/18/18 14:24	EPA 3050B	1,6010C	LC
Copper, Total	22.1		mg/kg	0.948	0.245	2	04/18/18 06:40	04/18/18 14:24	EPA 3050B	1,6010C	LC
Iron, Total	28600		mg/kg	4.74	0.856	2	04/18/18 06:40	04/18/18 14:24	EPA 3050B	1,6010C	LC
Lead, Total	15.8		mg/kg	4.74	0.254	2	04/18/18 06:40	04/18/18 14:24	EPA 3050B	1,6010C	LC
Magnesium, Total	5300		mg/kg	9.48	1.46	2	04/18/18 06:40	04/18/18 14:24	EPA 3050B	1,6010C	LC
Manganese, Total	333		mg/kg	0.948	0.151	2	04/18/18 06:40	04/18/18 14:24	EPA 3050B	1,6010C	LC
Mercury, Total	0.032	J	mg/kg	0.080	0.017	1	04/18/18 08:00	04/18/18 13:28	EPA 7471B	1,7471B	MG
Nickel, Total	28.2		mg/kg	2.37	0.229	2	04/18/18 06:40	04/18/18 14:24	EPA 3050B	1,6010C	LC
Potassium, Total	1600		mg/kg	237	13.6	2	04/18/18 06:40	04/18/18 14:24	EPA 3050B	1,6010C	LC
Selenium, Total	0.408	J	mg/kg	1.90	0.245	2	04/18/18 06:40	04/18/18 14:24	EPA 3050B	1,6010C	LC
Silver, Total	ND		mg/kg	0.948	0.268	2	04/18/18 06:40	04/18/18 14:24	EPA 3050B	1,6010C	LC
Sodium, Total	67.1	J	mg/kg	190	2.99	2	04/18/18 06:40	04/18/18 14:24	EPA 3050B	1,6010C	LC
Thallium, Total	ND		mg/kg	1.90	0.299	2	04/18/18 06:40	04/18/18 14:24	EPA 3050B	1,6010C	LC
Vanadium, Total	33.8		mg/kg	0.948	0.192	2	04/18/18 06:40	04/18/18 14:24	EPA 3050B	1,6010C	LC
Zinc, Total	60.0		mg/kg	4.74	0.278	2	04/18/18 06:40	04/18/18 14:24	EPA 3050B	1,6010C	LC

Project Name: 1111 ELMWOOD AVE.
Lab Number: L1813341
Project Number: B0369-018-001-009
Report Date: 04/19/18

SAMPLE RESULTS

Lab ID: L1813341-04
Client ID: B-43R
Sample Location: BUFFALO, NY
Date Collected: 04/17/18 13:18
Date Received: 04/17/18
Field Prep: Not Specified

Sample Depth:
Matrix: Soil
Percent Solids: 75%

Parameter	Result	Qualifier	Units	RL	MDL	Dilution Factor	Date Prepared	Date Analyzed	Prep Method	Analytical Method	Analyst
Total Metals - Mansfield Lab											
Aluminum, Total	24900		mg/kg	10.4	2.82	2	04/18/18 06:40	04/18/18 14:28	EPA 3050B	1,6010C	LC
Antimony, Total	ND		mg/kg	5.23	0.397	2	04/18/18 06:40	04/18/18 14:28	EPA 3050B	1,6010C	LC
Arsenic, Total	4.43		mg/kg	1.04	0.217	2	04/18/18 06:40	04/18/18 14:28	EPA 3050B	1,6010C	LC
Barium, Total	160		mg/kg	1.04	0.182	2	04/18/18 06:40	04/18/18 14:28	EPA 3050B	1,6010C	LC
Beryllium, Total	1.19		mg/kg	0.523	0.035	2	04/18/18 06:40	04/18/18 14:28	EPA 3050B	1,6010C	LC
Cadmium, Total	ND		mg/kg	1.04	0.102	2	04/18/18 06:40	04/18/18 14:28	EPA 3050B	1,6010C	LC
Calcium, Total	2540		mg/kg	10.4	3.66	2	04/18/18 06:40	04/18/18 14:28	EPA 3050B	1,6010C	LC
Chromium, Total	30.5		mg/kg	1.04	0.100	2	04/18/18 06:40	04/18/18 14:28	EPA 3050B	1,6010C	LC
Cobalt, Total	26.3		mg/kg	2.09	0.174	2	04/18/18 06:40	04/18/18 14:28	EPA 3050B	1,6010C	LC
Copper, Total	21.7		mg/kg	1.04	0.270	2	04/18/18 06:40	04/18/18 14:28	EPA 3050B	1,6010C	LC
Iron, Total	31500		mg/kg	5.23	0.944	2	04/18/18 06:40	04/18/18 14:28	EPA 3050B	1,6010C	LC
Lead, Total	12.2		mg/kg	5.23	0.280	2	04/18/18 06:40	04/18/18 14:28	EPA 3050B	1,6010C	LC
Magnesium, Total	6670		mg/kg	10.4	1.61	2	04/18/18 06:40	04/18/18 14:28	EPA 3050B	1,6010C	LC
Manganese, Total	442		mg/kg	1.04	0.166	2	04/18/18 06:40	04/18/18 14:28	EPA 3050B	1,6010C	LC
Mercury, Total	0.034	J	mg/kg	0.085	0.018	1	04/18/18 08:00	04/18/18 13:30	EPA 7471B	1,7471B	MG
Nickel, Total	30.2		mg/kg	2.61	0.253	2	04/18/18 06:40	04/18/18 14:28	EPA 3050B	1,6010C	LC
Potassium, Total	2070		mg/kg	261	15.0	2	04/18/18 06:40	04/18/18 14:28	EPA 3050B	1,6010C	LC
Selenium, Total	0.554	J	mg/kg	2.09	0.270	2	04/18/18 06:40	04/18/18 14:28	EPA 3050B	1,6010C	LC
Silver, Total	ND		mg/kg	1.04	0.296	2	04/18/18 06:40	04/18/18 14:28	EPA 3050B	1,6010C	LC
Sodium, Total	81.0	J	mg/kg	209	3.29	2	04/18/18 06:40	04/18/18 14:28	EPA 3050B	1,6010C	LC
Thallium, Total	ND		mg/kg	2.09	0.329	2	04/18/18 06:40	04/18/18 14:28	EPA 3050B	1,6010C	LC
Vanadium, Total	41.3		mg/kg	1.04	0.212	2	04/18/18 06:40	04/18/18 14:28	EPA 3050B	1,6010C	LC
Zinc, Total	80.4		mg/kg	5.23	0.306	2	04/18/18 06:40	04/18/18 14:28	EPA 3050B	1,6010C	LC

Project Name: 1111 ELMWOOD AVE.
Project Number: B0369-018-001-009
Lab Number: L1813341
Report Date: 04/19/18

Method Blank Analysis
Batch Quality Control

Parameter	Result	Qualifier	Units	RL	MDL	Dilution Factor	Date Prepared	Date Analyzed	Analytical Method	Analyst
Total Metals - Mansfield Lab for sample(s): 01,03-04 Batch: WG1107409-1										
Aluminum, Total	ND		mg/kg	4.00	1.08	1	04/18/18 06:40	04/18/18 09:53	1,6010C	LC
Antimony, Total	ND		mg/kg	2.00	0.152	1	04/18/18 06:40	04/18/18 09:53	1,6010C	LC
Arsenic, Total	ND		mg/kg	0.400	0.083	1	04/18/18 06:40	04/18/18 09:53	1,6010C	LC
Barium, Total	ND		mg/kg	0.400	0.070	1	04/18/18 06:40	04/18/18 09:53	1,6010C	LC
Beryllium, Total	ND		mg/kg	0.200	0.013	1	04/18/18 06:40	04/18/18 09:53	1,6010C	LC
Cadmium, Total	ND		mg/kg	0.400	0.039	1	04/18/18 06:40	04/18/18 09:53	1,6010C	LC
Calcium, Total	ND		mg/kg	4.00	1.40	1	04/18/18 06:40	04/18/18 09:53	1,6010C	LC
Chromium, Total	ND		mg/kg	0.400	0.038	1	04/18/18 06:40	04/18/18 09:53	1,6010C	LC
Cobalt, Total	ND		mg/kg	0.800	0.066	1	04/18/18 06:40	04/18/18 09:53	1,6010C	LC
Copper, Total	ND		mg/kg	0.400	0.103	1	04/18/18 06:40	04/18/18 09:53	1,6010C	LC
Iron, Total	0.376	J	mg/kg	2.00	0.361	1	04/18/18 06:40	04/18/18 09:53	1,6010C	LC
Lead, Total	ND		mg/kg	2.00	0.107	1	04/18/18 06:40	04/18/18 09:53	1,6010C	LC
Magnesium, Total	ND		mg/kg	4.00	0.616	1	04/18/18 06:40	04/18/18 09:53	1,6010C	LC
Manganese, Total	0.172	J	mg/kg	0.400	0.064	1	04/18/18 06:40	04/18/18 09:53	1,6010C	LC
Nickel, Total	ND		mg/kg	1.00	0.097	1	04/18/18 06:40	04/18/18 09:53	1,6010C	LC
Potassium, Total	ND		mg/kg	100	5.76	1	04/18/18 06:40	04/18/18 09:53	1,6010C	LC
Selenium, Total	ND		mg/kg	0.800	0.103	1	04/18/18 06:40	04/18/18 09:53	1,6010C	LC
Silver, Total	ND		mg/kg	0.400	0.113	1	04/18/18 06:40	04/18/18 09:53	1,6010C	LC
Sodium, Total	3.48	J	mg/kg	80.0	1.26	1	04/18/18 06:40	04/18/18 09:53	1,6010C	LC
Thallium, Total	ND		mg/kg	0.800	0.126	1	04/18/18 06:40	04/18/18 09:53	1,6010C	LC
Vanadium, Total	ND		mg/kg	0.400	0.081	1	04/18/18 06:40	04/18/18 09:53	1,6010C	LC
Zinc, Total	ND		mg/kg	2.00	0.117	1	04/18/18 06:40	04/18/18 09:53	1,6010C	LC

Prep Information

Digestion Method: EPA 3050B

Parameter	Result	Qualifier	Units	RL	MDL	Dilution Factor	Date Prepared	Date Analyzed	Analytical Method	Analyst
Total Metals - Mansfield Lab for sample(s): 01,03-04 Batch: WG1107411-1										
Mercury, Total	ND		mg/kg	0.083	0.018	1	04/18/18 08:00	04/18/18 12:53	1,7471B	MG

Project Name: 1111 ELMWOOD AVE.
Project Number: B0369-018-001-009
Lab Number: L1813341
Report Date: 04/19/18

Method Blank Analysis
Batch Quality Control

Prep Information

Digestion Method: EPA 7471B

Lab Control Sample Analysis

Batch Quality Control

Project Name: 1111 ELMWOOD AVE.

Project Number: B0369-018-001-009

Lab Number: L1813341

Report Date: 04/19/18

Parameter	LCS %Recovery	Qual	LCSD %Recovery	Qual	%Recovery Limits	RPD	Qual	RPD Limits
Total Metals - Mansfield Lab Associated sample(s): 01,03-04 Batch: WG1107409-2 SRM Lot Number: D098-540								
Aluminum, Total	74		-		47-153	-		
Antimony, Total	155		-		6-194	-		
Arsenic, Total	105		-		83-117	-		
Barium, Total	86		-		82-118	-		
Beryllium, Total	93		-		83-117	-		
Cadmium, Total	95		-		82-117	-		
Calcium, Total	84		-		81-118	-		
Chromium, Total	92		-		83-119	-		
Cobalt, Total	97		-		84-116	-		
Copper, Total	101		-		84-116	-		
Iron, Total	91		-		60-140	-		
Lead, Total	96		-		82-117	-		
Magnesium, Total	82		-		76-124	-		
Manganese, Total	84		-		82-118	-		
Nickel, Total	96		-		82-117	-		
Potassium, Total	86		-		69-131	-		
Selenium, Total	104		-		78-121	-		
Silver, Total	101		-		80-120	-		
Sodium, Total	88		-		74-126	-		
Thallium, Total	100		-		80-119	-		
Vanadium, Total	97		-		79-121	-		

Lab Control Sample Analysis

Batch Quality Control

Project Name: 1111 ELMWOOD AVE.

Project Number: B0369-018-001-009

Lab Number: L1813341

Report Date: 04/19/18

Parameter	LCS %Recovery	LCSD %Recovery	%Recovery Limits	RPD	RPD Limits
Total Metals - Mansfield Lab Associated sample(s): 01,03-04 Batch: WG1107409-2 SRM Lot Number: D098-540					
Zinc, Total	95	-	81-119	-	
Total Metals - Mansfield Lab Associated sample(s): 01,03-04 Batch: WG1107411-2 SRM Lot Number: D098-540					
Mercury, Total	114	-	50-149	-	

Matrix Spike Analysis
Batch Quality Control

Project Name: 1111 ELMWOOD AVE.
Project Number: B0369-018-001-009

Lab Number: L1813341
Report Date: 04/19/18

Parameter	Native Sample	MS Added	MS Found	MS %Recovery	Qual	MSD Found	MSD %Recovery	Qual	Recovery Limits	RPD	Qual	RPD Limits
Total Metals - Mansfield Lab Associated sample(s): 01,03-04 QC Batch ID: WG1107409-3 QC Sample: L1813333-01 Client ID: MS Sample												
Aluminum, Total	16900	171	17200	**176**	Q	-	-		75-125	-		20
Antimony, Total	ND	42.7	28.7	**67**	Q	-	-		75-125	-		20
Arsenic, Total	0.582J	10.2	9.02	88		-	-		75-125	-		20
Barium, Total	69.8	171	195	**73**	Q	-	-		75-125	-		20
Beryllium, Total	1.40	4.27	4.49	**72**	Q	-	-		75-125	-		20
Cadmium, Total	ND	4.36	3.21	**74**	Q	-	-		75-125	-		20
Calcium, Total	158.	855	794	**74**	Q	-	-		75-125	-		20
Chromium, Total	14.6	17.1	27.4	75		-	-		75-125	-		20
Cobalt, Total	13.5	42.7	42.6	**68**	Q	-	-		75-125	-		20
Copper, Total	9.77	21.4	29.6	93		-	-		75-125	-		20
Iron, Total	18400	85.5	18400	**0**	Q	-	-		75-125	-		20
Lead, Total	7.47	43.6	36.0	**65**	Q	-	-		75-125	-		20
Magnesium, Total	3330	855	4000	78		-	-		75-125	-		20
Manganese, Total	141.	42.7	134	**0**	Q	-	-		75-125	-		20
Nickel, Total	25.0	42.7	53.5	**67**	Q	-	-		75-125	-		20
Potassium, Total	5200	855	6170	113		-	-		75-125	-		20
Selenium, Total	ND	10.2	8.62	84		-	-		75-125	-		20
Silver, Total	ND	25.6	21.2	83		-	-		75-125	-		20
Sodium, Total	163.J	855	853	100		-	-		75-125	-		20
Thallium, Total	ND	10.2	6.81	**66**	Q	-	-		75-125	-		20
Vanadium, Total	18.2	42.7	52.3	80		-	-		75-125	-		20

Matrix Spike Analysis
Batch Quality Control

Project Name: 1111 ELMWOOD AVE.
Project Number: B0369-018-001-009

Lab Number: L1813341
Report Date: 04/19/18

Parameter	Native Sample	MS Added	MS Found	MS %Recovery		MSD Found	MSD %Recovery	Recovery Limits	RPD	RPD Limits
Total Metals - Mansfield Lab Associated sample(s): 01,03-04 QC Batch ID: WG1107409-3 QC Sample: L1813333-01 Client ID: MS Sample										
Zinc, Total	54.9	42.7	86.7	**74**	Q	-	-	75-125	-	20
Total Metals - Mansfield Lab Associated sample(s): 01,03-04 QC Batch ID: WG1107411-3 QC Sample: L1813341-01 Client ID: B-25R										
Mercury, Total	0.046J	0.162	0.249	**153**	Q	-	-	80-120	-	20

Lab Duplicate Analysis
Batch Quality Control

Project Name: 1111 ELMWOOD AVE.
Project Number: B0369-018-001-00

Lab Number: L1813341
Report Date: 04/19/18

Parameter	Native Sample	Duplicate Sample	Units	RPD	Qual	RPD Limits
Total Metals - Mansfield Lab Associated sample(s): 01,03-04 QC Batch ID: WG1107409-4 QC Sample: L1813333-01 Client ID: DUP Sample						
Lead, Total	7.47	6.31	mg/kg	17		20
Total Metals - Mansfield Lab Associated sample(s): 01,03-04 QC Batch ID: WG1107411-4 QC Sample: L1813341-01 Client ID: B-25R						
Mercury, Total	0.046J	0.049J	mg/kg	NC		20

INORGANICS
&
MISCELLANEOUS

Project Name: 1111 ELMWOOD AVE.
Project Number: B0369-018-001-009

Lab Number: L1813341
Report Date: 04/19/18

SAMPLE RESULTS

Lab ID: L1813341-01
Client ID: B-25R
Sample Location: BUFFALO, NY

Date Collected: 04/17/18 10:02
Date Received: 04/17/18
Field Prep: Not Specified

Sample Depth:
Matrix: Soil

Parameter	Result	Qualifier	Units	RL	MDL	Dilution Factor	Date Prepared	Date Analyzed	Analytical Method	Analyst
General Chemistry - Westborough Lab										
Solids, Total	77.6		%	0.100	NA	1	-	04/18/18 03:06	121,2540G	FN

Project Name: 1111 ELMWOOD AVE.
Project Number: B0369-018-001-009

Lab Number: L1813341
Report Date: 04/19/18

SAMPLE RESULTS

Lab ID: L1813341-02
Client ID: B-34R
Sample Location: BUFFALO, NY

Date Collected: 04/17/18 13:01
Date Received: 04/17/18
Field Prep: Not Specified

Sample Depth:
Matrix: Soil

Parameter	Result	Qualifier	Units	RL	MDL	Dilution Factor	Date Prepared	Date Analyzed	Analytical Method	Analyst
General Chemistry - Westborough Lab										
Solids, Total	78.3		%	0.100	NA	1	-	04/18/18 03:06	121,2540G	FN

Project Name: 1111 ELMWOOD AVE.
Project Number: B0369-018-001-009

Lab Number: L1813341
Report Date: 04/19/18

SAMPLE RESULTS

Lab ID: L1813341-03
Client ID: B-42R
Sample Location: BUFFALO, NY

Date Collected: 04/17/18 13:10
Date Received: 04/17/18
Field Prep: Not Specified

Sample Depth:
Matrix: Soil

Parameter	Result	Qualifier	Units	RL	MDL	Dilution Factor	Date Prepared	Date Analyzed	Analytical Method	Analyst
General Chemistry - Westborough Lab										
Solids, Total	79.3		%	0.100	NA	1	-	04/18/18 03:06	121,2540G	FN

Project Name: 1111 ELMWOOD AVE.
Project Number: B0369-018-001-009

Lab Number: L1813341
Report Date: 04/19/18

SAMPLE RESULTS

Lab ID: L1813341-04
Client ID: B-43R
Sample Location: BUFFALO, NY

Date Collected: 04/17/18 13:18
Date Received: 04/17/18
Field Prep: Not Specified

Sample Depth:
Matrix: Soil

Parameter	Result	Qualifier	Units	RL	MDL	Dilution Factor	Date Prepared	Date Analyzed	Analytical Method	Analyst
General Chemistry - Westborough Lab										
Solids, Total	74.9		%	0.100	NA	1	-	04/18/18 03:06	121,2540G	FN

Lab Duplicate Analysis
Batch Quality Control

Project Name: 1111 ELMWOOD AVE.
Project Number: B0369-018-001-00

Lab Number: L1813341
Report Date: 04/19/18

Parameter	Native Sample	Duplicate Sample	Units	RPD	Qual	RPD Limits
General Chemistry - Westborough Lab Associated sample(s): 01-04 QC Batch ID: WG1107390-1 QC Sample: L1813290-01 Client ID: DUP Sample						
Solids, Total	81.7	82.9	%	1		20

Project Name: 1111 ELMWOOD AVE.
Project Number: B0369-018-001-009

Lab Number: L1813341
Report Date: 04/19/18

Sample Receipt and Container Information

Were project specific reporting limits specified? YES

Cooler Information

Cooler	Custody Seal
A	Absent

Container Information

Container ID	Container Type	Cooler	Initial pH	Final pH	Temp deg C	Pres	Seal	Frozen Date/Time	Analysis(*)
L1813341-01A	Glass 60ml unpreserved split	A	NA		3.1	Y	Absent		BE-TI(180),AS-TI(180),BA-TI(180),AG-TI(180),AL-TI(180),CR-TI(180),NI-TI(180),TL-TI(180),CU-TI(180),PB-TI(180),SB-TI(180),SE-TI(180),ZN-TI(180),CO-TI(180),V-TI(180),FE-TI(180),HG-T(28),MG-TI(180),MN-TI(180),CA-TI(180),CD-TI(180),K-TI(180),NA-TI(180)
L1813341-01B	Glass 250ml/8oz unpreserved	A	NA		3.1	Y	Absent		TS(7)
L1813341-02A	Glass 250ml/8oz unpreserved	A	NA		3.1	Y	Absent		NYTCL-8270(14),TS(7)
L1813341-03A	Glass 60ml unpreserved split	A	NA		3.1	Y	Absent		BE-TI(180),AS-TI(180),BA-TI(180),AG-TI(180),AL-TI(180),CR-TI(180),NI-TI(180),TL-TI(180),CU-TI(180),PB-TI(180),SB-TI(180),SE-TI(180),ZN-TI(180),CO-TI(180),V-TI(180),FE-TI(180),HG-T(28),MG-TI(180),MN-TI(180),CA-TI(180),CD-TI(180),K-TI(180),NA-TI(180)
L1813341-03B	Glass 250ml/8oz unpreserved	A	NA		3.1	Y	Absent		TS(7)
L1813341-04A	Glass 60ml unpreserved split	A	NA		3.1	Y	Absent		BE-TI(180),AS-TI(180),BA-TI(180),AG-TI(180),AL-TI(180),CR-TI(180),NI-TI(180),TL-TI(180),CU-TI(180),PB-TI(180),SB-TI(180),SE-TI(180),ZN-TI(180),CO-TI(180),V-TI(180),FE-TI(180),HG-T(28),MG-TI(180),MN-TI(180),CA-TI(180),CD-TI(180),K-TI(180),NA-TI(180)
L1813341-04B	Glass 250ml/8oz unpreserved	A	NA		3.1	Y	Absent		TS(7)

*Values in parentheses indicate holding time in days

Project Name:	1111 ELMWOOD AVE.	**Lab Number:**	L1813341
Project Number:	B0369-018-001-009	**Report Date:**	04/19/18

GLOSSARY

Acronyms

EDL	- Estimated Detection Limit: This value represents the level to which target analyte concentrations are reported as estimated values, when those target analyte concentrations are quantified below the reporting limit (RL). The EDL includes any adjustments from dilutions, concentrations or moisture content, where applicable. The use of EDLs is specific to the analysis of PAHs using Solid-Phase Microextraction (SPME).
EPA	- Environmental Protection Agency.
LCS	- Laboratory Control Sample: A sample matrix, free from the analytes of interest, spiked with verified known amounts of analytes or a material containing known and verified amounts of analytes.
LCSD	- Laboratory Control Sample Duplicate: Refer to LCS.
LFB	- Laboratory Fortified Blank: A sample matrix, free from the analytes of interest, spiked with verified known amounts of analytes or a material containing known and verified amounts of analytes.
MDL	- Method Detection Limit: This value represents the level to which target analyte concentrations are reported as estimated values, when those target analyte concentrations are quantified below the reporting limit (RL). The MDL includes any adjustments from dilutions, concentrations or moisture content, where applicable.
MS	- Matrix Spike Sample: A sample prepared by adding a known mass of target analyte to a specified amount of matrix sample for which an independent estimate of target analyte concentration is available.
MSD	- Matrix Spike Sample Duplicate: Refer to MS.
NA	- Not Applicable.
NC	- Not Calculated: Term is utilized when one or more of the results utilized in the calculation are non-detect at the parameter's reporting unit.
NDPA/DPA	- N-Nitrosodiphenylamine/Diphenylamine.
NI	- Not Ignitable.
NP	- Non-Plastic: Term is utilized for the analysis of Atterberg Limits in soil.
RL	- Reporting Limit: The value at which an instrument can accurately measure an analyte at a specific concentration. The RL includes any adjustments from dilutions, concentrations or moisture content, where applicable.
RPD	- Relative Percent Difference: The results from matrix and/or matrix spike duplicates are primarily designed to assess the precision of analytical results in a given matrix and are expressed as relative percent difference (RPD). Values which are less than five times the reporting limit for any individual parameter are evaluated by utilizing the absolute difference between the values; although the RPD value will be provided in the report.
SRM	- Standard Reference Material: A reference sample of a known or certified value that is of the same or similar matrix as the associated field samples.
STLP	- Semi-dynamic Tank Leaching Procedure per EPA Method 1315.
TIC	- Tentatively Identified Compound: A compound that has been identified to be present and is not part of the target compound list (TCL) for the method and/or program. All TICs are qualitatively identified and reported as estimated concentrations.

Footnotes

1	- The reference for this analyte should be considered modified since this analyte is absent from the target analyte list of the original method.

Terms

Analytical Method: Both the document from which the method originates and the analytical reference method. (Example: EPA 8260B is shown as 1,8260B.) The codes for the reference method documents are provided in the References section of the Addendum.

Final pH: As it pertains to Sample Receipt & Container Information section of the report, Final pH reflects pH of container determined after adjustment at the laboratory, if applicable. If no adjustment required, value reflects Initial pH.

Frozen Date/Time: With respect to Volatile Organics in soil, Frozen Date/Time reflects the date/time at which associated Reagent Water-preserved vials were initially frozen. Note: If frozen date/time is beyond 48 hours from sample collection, value will be reflected in 'bold'.

Initial pH: As it pertains to Sample Receipt & Container Information section of the report, Initial pH reflects pH of container determined upon receipt, if applicable.

Total: With respect to Organic analyses, a 'Total' result is defined as the summation of results for individual isomers or Aroclors. If a 'Total' result is requested, the results of its individual components will also be reported. This is applicable to 'Total' results for methods 8260, 8081 and 8082.

Data Qualifiers

A	- Spectra identified as "Aldol Condensation Product".
B	- The analyte was detected above the reporting limit in the associated method blank. Flag only applies to associated field samples that have detectable concentrations of the analyte at less than ten times (10x) the concentration found in the blank. For MCP-related

Report Format: DU Report with 'J' Qualifiers

Project Name:	1111 ELMWOOD AVE.	**Lab Number:**	L1813341
Project Number:	B0369-018-001-009	**Report Date:**	04/19/18

Data Qualifiers

projects, flag only applies to associated field samples that have detectable concentrations of the analyte at less than ten times (10x) the concentration found in the blank. For DOD-related projects, flag only applies to associated field samples that have detectable concentrations of the analyte at less than ten times (10x) the concentration found in the blank AND the analyte was detected above one-half the reporting limit (or above the reporting limit for common lab contaminants) in the associated method blank. For NJ-Air-related projects, flag only applies to associated field samples that have detectable concentrations of the analyte above the reporting limit. For NJ-related projects (excluding Air), flag only applies to associated field samples that have detectable concentrations of the analyte, which was detected above the reporting limit in the associated method blank or above five times the reporting limit for common lab contaminants (Phthalates, Acetone, Methylene Chloride, 2-Butanone).

C - Co-elution: The target analyte co-elutes with a known lab standard (i.e. surrogate, internal standards, etc.) for co-extracted analyses.

D - Concentration of analyte was quantified from diluted analysis. Flag only applies to field samples that have detectable concentrations of the analyte.

E - Concentration of analyte exceeds the range of the calibration curve and/or linear range of the instrument.

G - The concentration may be biased high due to matrix interferences (i.e, co-elution) with non-target compound(s). The result should be considered estimated.

H - The analysis of pH was performed beyond the regulatory-required holding time of 15 minutes from the time of sample collection.

I - The lower value for the two columns has been reported due to obvious interference.

M - Reporting Limit (RL) exceeds the MCP CAM Reporting Limit for this analyte.

NJ - Presumptive evidence of compound. This represents an estimated concentration for Tentatively Identified Compounds (TICs), where the identification is based on a mass spectral library search.

P - The RPD between the results for the two columns exceeds the method-specified criteria.

Q - The quality control sample exceeds the associated acceptance criteria. For DOD-related projects, LCS and/or Continuing Calibration Standard exceedences are also qualified on all associated sample results. Note: This flag is not applicable for matrix spike recoveries when the sample concentration is greater than 4x the spike added or for batch duplicate RPD when the sample concentrations are less than 5x the RL. (Metals only.)

R - Analytical results are from sample re-analysis.

RE - Analytical results are from sample re-extraction.

S - Analytical results are from modified screening analysis.

J - Estimated value. The Target analyte concentration is below the quantitation limit (RL), but above the Method Detection Limit (MDL) or Estimated Detection Limit (EDL) for SPME-related analyses. This represents an estimated concentration for Tentatively Identified Compounds (TICs).

ND - Not detected at the method detection limit (MDL) for the sample, or estimated detection limit (EDL) for SPME-related analyses.

Report Format: DU Report with 'J' Qualifiers

Project Name:	1111 ELMWOOD AVE.	**Lab Number:**	L1813341
Project Number:	B0369-018-001-009	**Report Date:**	04/19/18

REFERENCES

1 Test Methods for Evaluating Solid Waste: Physical/Chemical Methods. EPA SW-846. Third Edition. Updates I - IV, 2007.

121 Standard Methods for the Examination of Water and Wastewater. APHA-AWWA-WEF. Standard Methods Online.

LIMITATION OF LIABILITIES

Alpha Analytical performs services with reasonable care and diligence normal to the analytical testing laboratory industry. In the event of an error, the sole and exclusive responsibility of Alpha Analytical shall be to re-perform the work at it's own expense. In no event shall Alpha Analytical be held liable for any incidental, consequential or special damages, including but not limited to, damages in any way connected with the use of, interpretation of, information or analysis provided by Alpha Analytical.

We strongly urge our clients to comply with EPA protocol regarding sample volume, preservation, cooling, containers, sampling procedures, holding time and splitting of samples in the field.

Certification Information

The following analytes are not included in our Primary NELAP Scope of Accreditation:

Westborough Facility
EPA 624: m/p-xylene, o-xylene
EPA 8260C: NPW: 1,2,4,5-Tetramethylbenzene; 4-Ethyltoluene, Azobenzene; SCM: Iodomethane (methyl iodide), Methyl methacrylate, 1,2,4,5-Tetramethylbenzene; 4-Ethyltoluene.
EPA 8270D: NPW: Dimethylnaphthalene,1,4-Diphenylhydrazine; SCM: Dimethylnaphthalene,1,4-Diphenylhydrazine.
EPA 300: DW: Bromide
EPA 6860: SCM: Perchlorate
EPA 9010: NPW and SCM: Amenable Cyanide Distillation
SM4500: NPW: Amenable Cyanide, Dissolved Oxygen; SCM: Total Phosphorus, TKN, NO2, NO3.

Mansfield Facility
SM 2540D: TSS
EPA 8082A: NPW: PCB: 1, 5, 31, 87,101, 110, 141, 151, 153, 180, 183, 187.
EPA TO-15: Halothane, 2,4,4-Trimethyl-2-pentene, 2,4,4-Trimethyl-1-pentene, Thiophene, 2-Methylthiophene, 3-Methylthiophene, 2-Ethylthiophene, 1,2,3-Trimethylbenzene, Indan, Indene, 1,2,4,5-Tetramethylbenzene, Benzothiophene, 1-Methylnaphthalene.
Biological Tissue Matrix: EPA 3050B

The following analytes are included in our Massachusetts DEP Scope of Accreditation

Westborough Facility:

Drinking Water
EPA 300.0: Chloride, Nitrate-N, Fluoride, Sulfate; **EPA 353.2**: Nitrate-N, Nitrite-N; **SM4500NO3-F**: Nitrate-N, Nitrite-N; **SM4500F-C, SM4500CN-CE, EPA 180.1, SM2130B, SM4500CI-D, SM2320B, SM2540C, SM4500H-B**
EPA 332: Perchlorate; **EPA 524.2:** THMs and VOCs; **EPA 504.1:** EDB, DBCP.
Microbiology: **SM9215B; SM9223-P/A, SM9223B-Colilert-QT,SM9222D**.

Non-Potable Water
SM4500H,B, EPA 120.1, SM2510B, SM2540C, SM2320B, SM4500CL-E, SM4500F-BC, SM4500NH3-BH: Ammonia-N and Kjeldahl-N, **EPA 350.1**: Ammonia-N, **LACHAT 10-107-06-1-B**: Ammonia-N, **EPA 351.1, SM4500NO3-F, EPA 353.2**: Nitrate-N**, EPA 351.1, SM4500P-E, SM4500P-B, E, SM4500SO4-E, SM5220D, EPA 410.4, SM5210B, SM5310C, SM4500CL-D, EPA 1664, EPA 420.1, SM4500-CN-CE, SM2540D.**
EPA 624: Volatile Halocarbons & Aromatics,
EPA 608: Chlordane, Toxaphene, Aldrin, alpha-BHC, beta-BHC, gamma-BHC, delta-BHC, Dieldrin, DDD, DDE, DDT, Endosulfan I, Endosulfan II, Endosulfan sulfate, Endrin, Endrin Aldehyde, Heptachlor, Heptachlor Epoxide, PCBs
EPA 625: SVOC (Acid/Base/Neutral Extractables), **EPA 600/4-81-045**: PCB-Oil.
Microbiology: **SM9223B-Colilert-QT; Enterolert-QT, SM9221E, SM9222D.**

Mansfield Facility:

Drinking Water
EPA 200.7: Al, Ba, Be, Cd, Cr, Cu, Mn, Ni, Na, Ag, Ca, Zn. **EPA 200.8:** Al, Sb, As, Ba, Be, Cd, Cr, Cu, Pb, Mn, Ni, Se, Ag, TL, Zn. **EPA 245.1** Hg.
EPA 522.

Non-Potable Water
EPA 200.7: Al, Sb, As, Be, Cd, Ca, Cr, Co, Cu, Fe, Pb, Mg, Mn, Mo, Ni, K, Se, Ag, Na, Sr, TL, Ti, V, Zn.
EPA 200.8: Al, Sb, As, Be, Cd, Cr, Cu, Pb, Mn, Ni, Se, Ag, TL, Zn.
EPA 245.1 Hg.
SM2340B

For a complete listing of analytes and methods, please contact your Alpha Project Manager.

NEW YORK CHAIN OF CUSTODY

ALPHA
Westborough, MA 01581
8 Walkup Dr.
TEL: 508-898-9220
FAX: 508-898-9193

Mansfield, MA 02048
320 Forbes Blvd
TEL: 508-822-9300
FAX: 508-822-3288

Service Centers
Mahwah, NJ 07430: 35 Whitney Rd, Suite 5
Albany, NY 12205: 14 Walker Way
Tonawanda, NY 14150: 275 Cooper Ave, Suite 105

Page 1 of 1

Date Rec'd in Lab: 4/18/18

ALPHA Job #: L1813341

Client Information

Client: Benchmark Eng
Address: 2558 Hamburg Turnpike
Lackawanna NY 14218 Suite 300
Phone: (716) 818-8358
Fax: (716) 856-0583
Email: TBehrendt@Twolaylla.com

Project Information

Project Name: 1111 Elmwood Av
Project Location: Buffalo NY
Project #: B0368-018-001-004-002
(Use Project name as Project #) ☒
Project Manager: Chris Bo...
ALPHAQuote #:

Turn-Around Time

Standard ☐ Due Date: see
Rush (only if pre approved) ☐ # of Days: NOTES

Deliverables

☐ ASP-A ☐ ASP-B
☐ EQuIS (1 File) ☐ EQuIS (4 File)
☐ Other

Regulatory Requirement

☐ NY TOGS ☐ NY Part 375
☐ AWQ Standards ☐ NY CP-51
☐ NY Restricted Use ☐ Other
☐ NY Unrestricted Use
☐ NYC Sewer Discharge

Billing Information

☐ Same as Client Info
PO #

Disposal Site Information

Please identify below location of applicable disposal facilities.

Disposal Facility:
☐ NJ ☐ NY
☐ Other:

These samples have been previously analyzed by Alpha ☐

Other project specific requirements/comments:

CAT B Hold Extra Volume for possible Future Analysis

Please specify Metals or TAL.

Sample Filtration
☐ Done
☐ Lab to do
Preservation
☐ Lab to do
(Please Specify below)

ALPHA Lab ID (Lab Use Only)	Sample ID	Collection Date	Collection Time	Sample Matrix	Sampler's Initials	TCL SVOC	TAL METALS							Sample Specific Comments	Total Bottles
13341 - 01	B-25R	4/17/18	1002	Soil	T&B		X							48 hr TAT	1
-02	B-34R	↓	1301	↓	↓	X								48 hr TAT	1
-03	B-42R	↓	1310	↓	↓		X							48 hr TAT	1
-04	B-43R	↓	1318	↓	↓		X							48 hr TAT	1
	SW-24R	↓	1330	↓	↓	X	X							standard TAT	1
	SW-25R	↓	1335	↓	↓		X							standard TAT	1
	SW-26R	↓	1340	↓	↓	X	X							standard TAT	1

Preservative Code:
A = None
B = HCl
C = HNO_3
D = H_2SO_4
E = NaOH
F = MeOH
G = $NaHSO_4$
H = $Na_2S_2O_3$
K/E = Zn Ac/NaOH
O = Other

Container Code
P = Plastic
A = Amber Glass
V = Vial
G = Glass
B = Bacteria Cup
C = Cube
O = Other
E = Encore
D = BOD Bottle

Westboro: Certification No: MA935
Mansfield: Certification No: MA015

Container Type	A	A
Preservative	A	A

Relinquished By:	Date/Time	Received By:	Date/Time
[signature]	4/17/18 1546	JMAL AAL	4/17/18 16:15
		[signature]	4/18/18 01:45

Please print clearly, legibly and completely. Samples can not be logged in and turnaround time clock will not start until any ambiguities are resolved. BY EXECUTING THIS COC, THE CLIENT HAS READ AND AGREES TO BE BOUND BY ALPHA'S TERMS & CONDITIONS. (See reverse side.)

Form No: 01-25 HC (rev. 30-Sept-2013)

ANALYTICAL REPORT

Lab Number:	L1813345
Client:	Benchmark & Turnkey Companies 2558 Hamburg Turnpike Suite 300 Buffalo, NY 14218
ATTN:	Chris Boron
Phone:	(716) 856-0599
Project Name:	1111 ELMWOOD AVE.
Project Number:	B0369-018-001-009
Report Date:	04/23/18

The original project report/data package is held by Alpha Analytical. This report/data package is paginated and should be reproduced only in its entirety. Alpha Analytical holds no responsibility for results and/or data that are not consistent with the original.

Certifications & Approvals: MA (M-MA086), NH NELAP (2064), NJ NELAP (MA935), CT (PH-0574), IL (200077), ME (MA00086), MD (348), NY (11148), NC (25700/666), PA (68-03671), RI (LAO00065), TX (T104704476), VT (VT-0935), VA (460195), USDA (Permit #P330-14-00197).

Eight Walkup Drive, Westborough, MA 01581-1019
508-898-9220 (Fax) 508-898-9193 800-624-9220 - www.alphalab.com

Project Name: 1111 ELMWOOD AVE.
Project Number: B0369-018-001-009

Lab Number: L1813345
Report Date: 04/23/18

Alpha Sample ID	Client ID	Matrix	Sample Location	Collection Date/Time	Receive Date
L1813345-01	SW-24R	SOIL	BUFFALO, NY	04/17/18 13:30	04/17/18
L1813345-02	SW-25R	SOIL	BUFFALO, NY	04/17/18 13:35	04/17/18
L1813345-03	SW-26R	SOIL	BUFFALO, NY	04/17/18 13:40	04/17/18

Project Name: 1111 ELMWOOD AVE. **Lab Number:** L1813345
Project Number: B0369-018-001-009 **Report Date:** 04/23/18

Case Narrative

The samples were received in accordance with the Chain of Custody and no significant deviations were encountered during the preparation or analysis unless otherwise noted. Sample Receipt, Container Information, and the Chain of Custody are located at the back of the report.

Results contained within this report relate only to the samples submitted under this Alpha Lab Number and meet NELAP requirements for all NELAP accredited parameters unless otherwise noted in the following narrative. The data presented in this report is organized by parameter (i.e. VOC, SVOC, etc.). Sample specific Quality Control data (i.e. Surrogate Spike Recovery) is reported at the end of the target analyte list for each individual sample, followed by the Laboratory Batch Quality Control at the end of each parameter. Tentatively Identified Compounds (TICs), if requested, are reported for compounds identified to be present and are not part of the method/program Target Compound List, even if only a subset of the TCL are being reported. If a sample was re-analyzed or re-extracted due to a required quality control corrective action and if both sets of data are reported, the Laboratory ID of the re-analysis or re-extraction is designated with an "R" or "RE", respectively. When multiple Batch Quality Control elements are reported (e.g. more than one LCS), the associated samples for each element are noted in the grey shaded header line of each data table. Any Laboratory Batch, Sample Specific % recovery or RPD value that is outside the listed Acceptance Criteria is bolded in the report. All specific QC information is also incorporated in the Data Usability format of our Data Merger tool where it can be reviewed along with any associated usability implications. Soil/sediments, solids and tissues are reported on a dry weight basis unless otherwise noted. Definitions of all data qualifiers and acronyms used in this report are provided in the Glossary located at the back of the report.

In reference to questions H (CAM) or 4 (RCP) when "NO" is checked, the performance criteria for CAM and RCP methods allow for some quality control failures to occur and still be within method compliance. In these instances the specific failure is not narrated but noted in the associated QC table. The information is also incorporated in the Data Usability format of our Data Merger tool where it can be reviewed along with any associated usability implications.

Please see the associated ADEx data file for a comparison of laboratory reporting limits that were achieved with the regulatory Numerical Standards requested on the Chain of Custody.

HOLD POLICY
For samples submitted on hold, Alpha's policy is to hold samples (with the exception of Air canisters) free of charge for 21 calendar days from the date the project is completed. After 21 calendar days, we will dispose of all samples submitted including those put on hold unless you have contacted your Client Service Representative and made arrangements for Alpha to continue to hold the samples. Air canisters will be disposed after 3 business days from the date the project is completed.

Please contact Client Services at 800-624-9220 with any questions.

Project Name: 1111 ELMWOOD AVE. **Lab Number:** L1813345
Project Number: B0369-018-001-009 **Report Date:** 04/23/18

Case Narrative (continued)

Report Submission

This report contains the results for "SW-24R","SW-25R" and "SW-26R". The results for all other samples have been issued under separate cover.

All non-detect (ND) or estimated concentrations (J-qualified) have been quantitated to the limit noted in the MDL column.

Total Metals

L1813345-01, -02 and -03: The sample has elevated detection limits for all elements, with the exception of mercury, due to the dilution required by matrix interferences encountered during analysis.

I, the undersigned, attest under the pains and penalties of perjury that, to the best of my knowledge and belief and based upon my personal inquiry of those responsible for providing the information contained in this analytical report, such information is accurate and complete. This certificate of analysis is not complete unless this page accompanies any and all pages of this report.

Authorized Signature: Amita Naik

Title: Technical Director/Representative Date: 04/23/18

ORGANICS

SEMIVOLATILES

Project Name: 1111 ELMWOOD AVE.
Project Number: B0369-018-001-009
Lab Number: L1813345
Report Date: 04/23/18

SAMPLE RESULTS

Lab ID: L1813345-01
Client ID: SW-24R
Sample Location: BUFFALO, NY

Date Collected: 04/17/18 13:30
Date Received: 04/17/18
Field Prep: Not Specified

Sample Depth:
Matrix: Soil
Analytical Method: 1,8270D
Analytical Date: 04/19/18 01:17
Analyst: SZ
Percent Solids: 77%

Extraction Method: EPA 3546
Extraction Date: 04/18/18 07:33

Parameter	Result	Qualifier	Units	RL	MDL	Dilution Factor
Semivolatile Organics by GC/MS - Westborough Lab						
Acenaphthene	55	J	ug/kg	170	22.	1
Hexachlorobenzene	ND		ug/kg	130	24.	1
Bis(2-chloroethyl)ether	ND		ug/kg	190	29.	1
2-Chloronaphthalene	ND		ug/kg	210	21.	1
3,3'-Dichlorobenzidine	ND		ug/kg	210	57.	1
2,4-Dinitrotoluene	ND		ug/kg	210	43.	1
2,6-Dinitrotoluene	ND		ug/kg	210	37.	1
Fluoranthene	470		ug/kg	130	24.	1
4-Chlorophenyl phenyl ether	ND		ug/kg	210	23.	1
4-Bromophenyl phenyl ether	ND		ug/kg	210	33.	1
Bis(2-chloroisopropyl)ether	ND		ug/kg	260	36.	1
Bis(2-chloroethoxy)methane	ND		ug/kg	230	21.	1
Hexachlorobutadiene	ND		ug/kg	210	31.	1
Hexachlorocyclopentadiene	ND		ug/kg	610	190	1
Hexachloroethane	ND		ug/kg	170	35.	1
Isophorone	ND		ug/kg	190	28.	1
Naphthalene	39	J	ug/kg	210	26.	1
Nitrobenzene	ND		ug/kg	190	32.	1
NDPA/DPA	ND		ug/kg	170	24.	1
n-Nitrosodi-n-propylamine	ND		ug/kg	210	33.	1
Bis(2-ethylhexyl)phthalate	87	J	ug/kg	210	74.	1
Butyl benzyl phthalate	ND		ug/kg	210	54.	1
Di-n-butylphthalate	ND		ug/kg	210	40.	1
Di-n-octylphthalate	ND		ug/kg	210	73.	1
Diethyl phthalate	ND		ug/kg	210	20.	1
Dimethyl phthalate	ND		ug/kg	210	45.	1
Benzo(a)anthracene	210		ug/kg	130	24.	1
Benzo(a)pyrene	180		ug/kg	170	52.	1

Project Name: 1111 ELMWOOD AVE. **Lab Number:** L1813345

Project Number: B0369-018-001-009 **Report Date:** 04/23/18

SAMPLE RESULTS

Lab ID: L1813345-01 Date Collected: 04/17/18 13:30

Client ID: SW-24R Date Received: 04/17/18

Sample Location: BUFFALO, NY Field Prep: Not Specified

Sample Depth:

Parameter	Result	Qualifier	Units	RL	MDL	Dilution Factor
Semivolatile Organics by GC/MS - Westborough Lab						
Benzo(b)fluoranthene	250		ug/kg	130	36.	1
Benzo(k)fluoranthene	80	J	ug/kg	130	34.	1
Chrysene	200		ug/kg	130	22.	1
Acenaphthylene	ND		ug/kg	170	33.	1
Anthracene	91	J	ug/kg	130	42.	1
Benzo(ghi)perylene	110	J	ug/kg	170	25.	1
Fluorene	49	J	ug/kg	210	21.	1
Phenanthrene	470		ug/kg	130	26.	1
Dibenzo(a,h)anthracene	27	J	ug/kg	130	25.	1
Indeno(1,2,3-cd)pyrene	110	J	ug/kg	170	30.	1
Pyrene	390		ug/kg	130	21.	1
Biphenyl	ND		ug/kg	490	50.	1
4-Chloroaniline	ND		ug/kg	210	39.	1
2-Nitroaniline	ND		ug/kg	210	41.	1
3-Nitroaniline	ND		ug/kg	210	40.	1
4-Nitroaniline	ND		ug/kg	210	88.	1
Dibenzofuran	42	J	ug/kg	210	20.	1
2-Methylnaphthalene	ND		ug/kg	260	26.	1
1,2,4,5-Tetrachlorobenzene	ND		ug/kg	210	22.	1
Acetophenone	ND		ug/kg	210	26.	1
2,4,6-Trichlorophenol	ND		ug/kg	130	40.	1
p-Chloro-m-cresol	ND		ug/kg	210	32.	1
2-Chlorophenol	ND		ug/kg	210	25.	1
2,4-Dichlorophenol	ND		ug/kg	190	34.	1
2,4-Dimethylphenol	ND		ug/kg	210	70.	1
2-Nitrophenol	ND		ug/kg	460	80.	1
4-Nitrophenol	ND		ug/kg	300	87.	1
2,4-Dinitrophenol	ND		ug/kg	1000	100	1
4,6-Dinitro-o-cresol	ND		ug/kg	560	100	1
Pentachlorophenol	ND		ug/kg	170	47.	1
Phenol	ND		ug/kg	210	32.	1
2-Methylphenol	ND		ug/kg	210	33.	1
3-Methylphenol/4-Methylphenol	ND		ug/kg	310	33.	1
2,4,5-Trichlorophenol	ND		ug/kg	210	41.	1
Carbazole	66	J	ug/kg	210	21.	1
Atrazine	ND		ug/kg	170	75.	1
Benzaldehyde	ND		ug/kg	280	58.	1

Project Name: 1111 ELMWOOD AVE. **Lab Number:** L1813345

Project Number: B0369-018-001-009 **Report Date:** 04/23/18

SAMPLE RESULTS

Lab ID: L1813345-01 Date Collected: 04/17/18 13:30

Client ID: SW-24R Date Received: 04/17/18

Sample Location: BUFFALO, NY Field Prep: Not Specified

Sample Depth:

Parameter	Result	Qualifier	Units	RL	MDL	Dilution Factor
Semivolatile Organics by GC/MS - Westborough Lab						
Caprolactam	ND		ug/kg	210	65.	1
2,3,4,6-Tetrachlorophenol	ND		ug/kg	210	43.	1

Surrogate	% Recovery	Qualifier	Acceptance Criteria
2-Fluorophenol	72		25-120
Phenol-d6	74		10-120
Nitrobenzene-d5	70		23-120
2-Fluorobiphenyl	77		30-120
2,4,6-Tribromophenol	82		10-136
4-Terphenyl-d14	74		18-120

Project Name: 1111 ELMWOOD AVE.
Project Number: B0369-018-001-009
Lab Number: L1813345
Report Date: 04/23/18

SAMPLE RESULTS

Lab ID: L1813345-03
Client ID: SW-26R
Sample Location: BUFFALO, NY

Date Collected: 04/17/18 13:40
Date Received: 04/17/18
Field Prep: Not Specified

Sample Depth:
Matrix: Soil
Analytical Method: 1,8270D
Analytical Date: 04/19/18 01:41
Analyst: SZ
Percent Solids: 78%

Extraction Method: EPA 3546
Extraction Date: 04/18/18 07:33

Parameter	Result	Qualifier	Units	RL	MDL	Dilution Factor
Semivolatile Organics by GC/MS - Westborough Lab						
Acenaphthene	49	J	ug/kg	170	22.	1
Hexachlorobenzene	ND		ug/kg	120	23.	1
Bis(2-chloroethyl)ether	ND		ug/kg	190	28.	1
2-Chloronaphthalene	ND		ug/kg	210	21.	1
3,3'-Dichlorobenzidine	ND		ug/kg	210	56.	1
2,4-Dinitrotoluene	ND		ug/kg	210	42.	1
2,6-Dinitrotoluene	ND		ug/kg	210	36.	1
Fluoranthene	1200		ug/kg	120	24.	1
4-Chlorophenyl phenyl ether	ND		ug/kg	210	22.	1
4-Bromophenyl phenyl ether	ND		ug/kg	210	32.	1
Bis(2-chloroisopropyl)ether	ND		ug/kg	250	36.	1
Bis(2-chloroethoxy)methane	ND		ug/kg	230	21.	1
Hexachlorobutadiene	ND		ug/kg	210	31.	1
Hexachlorocyclopentadiene	ND		ug/kg	600	190	1
Hexachloroethane	ND		ug/kg	170	34.	1
Isophorone	ND		ug/kg	190	27.	1
Naphthalene	32	J	ug/kg	210	26.	1
Nitrobenzene	ND		ug/kg	190	31.	1
NDPA/DPA	ND		ug/kg	170	24.	1
n-Nitrosodi-n-propylamine	ND		ug/kg	210	32.	1
Bis(2-ethylhexyl)phthalate	190	J	ug/kg	210	72.	1
Butyl benzyl phthalate	ND		ug/kg	210	53.	1
Di-n-butylphthalate	ND		ug/kg	210	40.	1
Di-n-octylphthalate	ND		ug/kg	210	71.	1
Diethyl phthalate	ND		ug/kg	210	19.	1
Dimethyl phthalate	ND		ug/kg	210	44.	1
Benzo(a)anthracene	520		ug/kg	120	24.	1
Benzo(a)pyrene	550		ug/kg	170	51.	1

Project Name: 1111 ELMWOOD AVE. **Lab Number:** L1813345

Project Number: B0369-018-001-009 **Report Date:** 04/23/18

SAMPLE RESULTS

Lab ID: L1813345-03 Date Collected: 04/17/18 13:40

Client ID: SW-26R Date Received: 04/17/18

Sample Location: BUFFALO, NY Field Prep: Not Specified

Sample Depth:

Parameter	Result	Qualifier	Units	RL	MDL	Dilution Factor
Semivolatile Organics by GC/MS - Westborough Lab						
Benzo(b)fluoranthene	790		ug/kg	120	35.	1
Benzo(k)fluoranthene	270		ug/kg	120	34.	1
Chrysene	580		ug/kg	120	22.	1
Acenaphthylene	ND		ug/kg	170	32.	1
Anthracene	130		ug/kg	120	41.	1
Benzo(ghi)perylene	350		ug/kg	170	25.	1
Fluorene	53	J	ug/kg	210	20.	1
Phenanthrene	690		ug/kg	120	26.	1
Dibenzo(a,h)anthracene	82	J	ug/kg	120	24.	1
Indeno(1,2,3-cd)pyrene	400		ug/kg	170	29.	1
Pyrene	1000		ug/kg	120	21.	1
Biphenyl	ND		ug/kg	480	49.	1
4-Chloroaniline	ND		ug/kg	210	38.	1
2-Nitroaniline	ND		ug/kg	210	40.	1
3-Nitroaniline	ND		ug/kg	210	40.	1
4-Nitroaniline	ND		ug/kg	210	87.	1
Dibenzofuran	34	J	ug/kg	210	20.	1
2-Methylnaphthalene	ND		ug/kg	250	25.	1
1,2,4,5-Tetrachlorobenzene	ND		ug/kg	210	22.	1
Acetophenone	ND		ug/kg	210	26.	1
2,4,6-Trichlorophenol	ND		ug/kg	120	40.	1
p-Chloro-m-cresol	ND		ug/kg	210	31.	1
2-Chlorophenol	ND		ug/kg	210	25.	1
2,4-Dichlorophenol	ND		ug/kg	190	34.	1
2,4-Dimethylphenol	ND		ug/kg	210	69.	1
2-Nitrophenol	ND		ug/kg	450	79.	1
4-Nitrophenol	ND		ug/kg	290	86.	1
2,4-Dinitrophenol	ND		ug/kg	1000	98.	1
4,6-Dinitro-o-cresol	ND		ug/kg	540	100	1
Pentachlorophenol	ND		ug/kg	170	46.	1
Phenol	ND		ug/kg	210	32.	1
2-Methylphenol	ND		ug/kg	210	32.	1
3-Methylphenol/4-Methylphenol	ND		ug/kg	300	33.	1
2,4,5-Trichlorophenol	ND		ug/kg	210	40.	1
Carbazole	100	J	ug/kg	210	20.	1
Atrazine	ND		ug/kg	170	73.	1
Benzaldehyde	ND		ug/kg	280	57.	1

Project Name: 1111 ELMWOOD AVE. **Lab Number:** L1813345

Project Number: B0369-018-001-009 **Report Date:** 04/23/18

SAMPLE RESULTS

Lab ID: L1813345-03 Date Collected: 04/17/18 13:40

Client ID: SW-26R Date Received: 04/17/18

Sample Location: BUFFALO, NY Field Prep: Not Specified

Sample Depth:

Parameter	Result	Qualifier	Units	RL	MDL	Dilution Factor
Semivolatile Organics by GC/MS - Westborough Lab						
Caprolactam	ND		ug/kg	210	64.	1
2,3,4,6-Tetrachlorophenol	ND		ug/kg	210	42.	1

Surrogate	% Recovery	Qualifier	Acceptance Criteria
2-Fluorophenol	60		25-120
Phenol-d6	62		10-120
Nitrobenzene-d5	60		23-120
2-Fluorobiphenyl	67		30-120
2,4,6-Tribromophenol	74		10-136
4-Terphenyl-d14	62		18-120

Project Name: 1111 ELMWOOD AVE.
Project Number: B0369-018-001-009
Lab Number: L1813345
Report Date: 04/23/18

Method Blank Analysis
Batch Quality Control

Analytical Method: 1,8270D
Analytical Date: 04/18/18 19:19
Analyst: SZ

Extraction Method: EPA 3546
Extraction Date: 04/18/18 07:33

Parameter	Result	Qualifier	Units	RL	MDL
Semivolatile Organics by GC/MS - Westborough Lab for sample(s): 01,03 Batch: WG1107439-1					
Acenaphthene	ND		ug/kg	130	17.
Hexachlorobenzene	ND		ug/kg	99	18.
Bis(2-chloroethyl)ether	ND		ug/kg	150	22.
2-Chloronaphthalene	ND		ug/kg	160	16.
3,3'-Dichlorobenzidine	ND		ug/kg	160	44.
2,4-Dinitrotoluene	ND		ug/kg	160	33.
2,6-Dinitrotoluene	ND		ug/kg	160	28.
Fluoranthene	ND		ug/kg	99	19.
4-Chlorophenyl phenyl ether	ND		ug/kg	160	18.
4-Bromophenyl phenyl ether	ND		ug/kg	160	25.
Bis(2-chloroisopropyl)ether	ND		ug/kg	200	28.
Bis(2-chloroethoxy)methane	ND		ug/kg	180	16.
Hexachlorobutadiene	ND		ug/kg	160	24.
Hexachlorocyclopentadiene	ND		ug/kg	470	150
Hexachloroethane	ND		ug/kg	130	27.
Isophorone	ND		ug/kg	150	21.
Naphthalene	ND		ug/kg	160	20.
Nitrobenzene	ND		ug/kg	150	24.
NDPA/DPA	ND		ug/kg	130	19.
n-Nitrosodi-n-propylamine	ND		ug/kg	160	26.
Bis(2-ethylhexyl)phthalate	78	J	ug/kg	160	57.
Butyl benzyl phthalate	ND		ug/kg	160	42.
Di-n-butylphthalate	ND		ug/kg	160	31.
Di-n-octylphthalate	ND		ug/kg	160	56.
Diethyl phthalate	ND		ug/kg	160	15.
Dimethyl phthalate	ND		ug/kg	160	35.
Benzo(a)anthracene	ND		ug/kg	99	19.
Benzo(a)pyrene	ND		ug/kg	130	40.
Benzo(b)fluoranthene	ND		ug/kg	99	28.

Project Name: 1111 ELMWOOD AVE.
Project Number: B0369-018-001-009

Lab Number: L1813345
Report Date: 04/23/18

Method Blank Analysis
Batch Quality Control

Analytical Method: 1,8270D
Analytical Date: 04/18/18 19:19
Analyst: SZ

Extraction Method: EPA 3546
Extraction Date: 04/18/18 07:33

Parameter	Result	Qualifier	Units	RL	MDL
Semivolatile Organics by GC/MS - Westborough Lab for sample(s): 01,03 Batch: WG1107439-1					
Benzo(k)fluoranthene	ND		ug/kg	99	26.
Chrysene	ND		ug/kg	99	17.
Acenaphthylene	ND		ug/kg	130	26.
Anthracene	ND		ug/kg	99	32.
Benzo(ghi)perylene	ND		ug/kg	130	19.
Fluorene	ND		ug/kg	160	16.
Phenanthrene	ND		ug/kg	99	20.
Dibenzo(a,h)anthracene	ND		ug/kg	99	19.
Indeno(1,2,3-cd)pyrene	ND		ug/kg	130	23.
Pyrene	ND		ug/kg	99	16.
Biphenyl	ND		ug/kg	380	38.
4-Chloroaniline	ND		ug/kg	160	30.
2-Nitroaniline	ND		ug/kg	160	32.
3-Nitroaniline	ND		ug/kg	160	31.
4-Nitroaniline	ND		ug/kg	160	68.
Dibenzofuran	ND		ug/kg	160	16.
2-Methylnaphthalene	ND		ug/kg	200	20.
1,2,4,5-Tetrachlorobenzene	ND		ug/kg	160	17.
Acetophenone	ND		ug/kg	160	20.
2,4,6-Trichlorophenol	ND		ug/kg	99	31.
p-Chloro-m-cresol	ND		ug/kg	160	25.
2-Chlorophenol	ND		ug/kg	160	20.
2,4-Dichlorophenol	ND		ug/kg	150	27.
2,4-Dimethylphenol	ND		ug/kg	160	54.
2-Nitrophenol	ND		ug/kg	360	62.
4-Nitrophenol	ND		ug/kg	230	68.
2,4-Dinitrophenol	ND		ug/kg	790	77.
4,6-Dinitro-o-cresol	ND		ug/kg	430	79.
Pentachlorophenol	ND		ug/kg	130	36.

Project Name: 1111 ELMWOOD AVE.
Project Number: B0369-018-001-009
Lab Number: L1813345
Report Date: 04/23/18

Method Blank Analysis
Batch Quality Control

Analytical Method: 1,8270D
Analytical Date: 04/18/18 19:19
Analyst: SZ

Extraction Method: EPA 3546
Extraction Date: 04/18/18 07:33

Parameter	Result	Qualifier	Units	RL	MDL
Semivolatile Organics by GC/MS - Westborough Lab for sample(s): 01,03 Batch: WG1107439-1					
Phenol	ND		ug/kg	160	25.
2-Methylphenol	ND		ug/kg	160	26.
3-Methylphenol/4-Methylphenol	ND		ug/kg	240	26.
2,4,5-Trichlorophenol	ND		ug/kg	160	32.
Carbazole	ND		ug/kg	160	16.
Atrazine	ND		ug/kg	130	58.
Benzaldehyde	ND		ug/kg	220	45.
Caprolactam	ND		ug/kg	160	50.
2,3,4,6-Tetrachlorophenol	ND		ug/kg	160	33.
Tentatively Identified Compounds					
No Tentatively Identified Compounds	ND		ug/kg		

Surrogate	%Recovery	Qualifier	Acceptance Criteria
2-Fluorophenol	76		25-120
Phenol-d6	73		10-120
Nitrobenzene-d5	66		23-120
2-Fluorobiphenyl	80		30-120
2,4,6-Tribromophenol	82		10-136
4-Terphenyl-d14	93		18-120

Lab Control Sample Analysis

Batch Quality Control

Project Name: 1111 ELMWOOD AVE.

Project Number: B0369-018-001-009

Lab Number: L1813345

Report Date: 04/23/18

Parameter	LCS %Recovery	Qual	LCSD %Recovery	Qual	%Recovery Limits	RPD	Qual	RPD Limits
Semivolatile Organics by GC/MS - Westborough Lab Associated sample(s): 01,03 Batch: WG1107439-2 WG1107439-3								
Acenaphthene	76		81		31-137	6		50
Hexachlorobenzene	77		84		40-140	9		50
Bis(2-chloroethyl)ether	66		71		40-140	7		50
2-Chloronaphthalene	76		82		40-140	8		50
3,3'-Dichlorobenzidine	53		52		40-140	2		50
2,4-Dinitrotoluene	83		91		40-132	9		50
2,6-Dinitrotoluene	80		83		40-140	4		50
Fluoranthene	76		86		40-140	12		50
4-Chlorophenyl phenyl ether	78		84		40-140	7		50
4-Bromophenyl phenyl ether	77		84		40-140	9		50
Bis(2-chloroisopropyl)ether	55		58		40-140	5		50
Bis(2-chloroethoxy)methane	70		75		40-117	7		50
Hexachlorobutadiene	73		85		40-140	15		50
Hexachlorocyclopentadiene	56		63		40-140	12		50
Hexachloroethane	74		76		40-140	3		50
Isophorone	73		78		40-140	7		50
Naphthalene	72		79		40-140	9		50
Nitrobenzene	77		86		40-140	11		50
NDPA/DPA	81		88		36-157	8		50
n-Nitrosodi-n-propylamine	73		80		32-121	9		50
Bis(2-ethylhexyl)phthalate	100		107		40-140	7		50
Butyl benzyl phthalate	88		98		40-140	11		50
Di-n-butylphthalate	87		94		40-140	8		50

Lab Control Sample Analysis

Batch Quality Control

Project Name: 1111 ELMWOOD AVE.

Project Number: B0369-018-001-009

Lab Number: L1813345

Report Date: 04/23/18

Parameter	LCS %Recovery	Qual	LCSD %Recovery	Qual	%Recovery Limits	RPD	Qual	RPD Limits
Semivolatile Organics by GC/MS - Westborough Lab Associated sample(s): 01,03 Batch: WG1107439-2 WG1107439-3								
Di-n-octylphthalate	98		105		40-140	7		50
Diethyl phthalate	86		94		40-140	9		50
Dimethyl phthalate	80		89		40-140	11		50
Benzo(a)anthracene	78		83		40-140	6		50
Benzo(a)pyrene	81		86		40-140	6		50
Benzo(b)fluoranthene	76		82		40-140	8		50
Benzo(k)fluoranthene	82		90		40-140	9		50
Chrysene	80		84		40-140	5		50
Acenaphthylene	80		87		40-140	8		50
Anthracene	78		85		40-140	9		50
Benzo(ghi)perylene	76		80		40-140	5		50
Fluorene	80		86		40-140	7		50
Phenanthrene	76		83		40-140	9		50
Dibenzo(a,h)anthracene	77		80		40-140	4		50
Indeno(1,2,3-cd)pyrene	78		81		40-140	4		50
Pyrene	77		84		35-142	9		50
Biphenyl	80		88		54-104	10		50
4-Chloroaniline	65		66		40-140	2		50
2-Nitroaniline	80		90		47-134	12		50
3-Nitroaniline	65		66		26-129	2		50
4-Nitroaniline	78		83		41-125	6		50
Dibenzofuran	78		84		40-140	7		50
2-Methylnaphthalene	76		85		40-140	11		50

Lab Control Sample Analysis
Batch Quality Control

Project Name: 1111 ELMWOOD AVE.
Project Number: B0369-018-001-009

Lab Number: L1813345
Report Date: 04/23/18

Parameter	LCS %Recovery	Qual	LCSD %Recovery	Qual	%Recovery Limits	RPD	Qual	RPD Limits
Semivolatile Organics by GC/MS - Westborough Lab Associated sample(s): 01,03 Batch: WG1107439-2 WG1107439-3								
1,2,4,5-Tetrachlorobenzene	77		86		40-117	11		50
Acetophenone	80		90		14-144	12		50
2,4,6-Trichlorophenol	81		88		30-130	8		50
p-Chloro-m-cresol	85		93		26-103	9		50
2-Chlorophenol	76		82		25-102	8		50
2,4-Dichlorophenol	83		91		30-130	9		50
2,4-Dimethylphenol	84		91		30-130	8		50
2-Nitrophenol	77		89		30-130	14		50
4-Nitrophenol	73		82		11-114	12		50
2,4-Dinitrophenol	28		60		4-130	**73**	Q	50
4,6-Dinitro-o-cresol	74		86		10-130	15		50
Pentachlorophenol	49		54		17-109	10		50
Phenol	75		80		26-90	6		50
2-Methylphenol	72		78		30-130.	8		50
3-Methylphenol/4-Methylphenol	83		86		30-130	4		50
2,4,5-Trichlorophenol	80		89		30-130	11		50
Carbazole	80		86		54-128	7		50
Atrazine	91		98		40-140	7		50
Benzaldehyde	68		72		40-140	6		50
Caprolactam	72		80		15-130	11		50
2,3,4,6-Tetrachlorophenol	74		83		40-140	11		50

Lab Control Sample Analysis

Batch Quality Control

Project Name: 1111 ELMWOOD AVE.

Project Number: B0369-018-001-009

Lab Number: L1813345

Report Date: 04/23/18

Parameter	LCS %Recovery	Qual	LCSD %Recovery	Qual	%Recovery Limits	RPD	Qual	RPD Limits
Semivolatile Organics by GC/MS - Westborough Lab Associated sample(s): 01,03 Batch: WG1107439-2 WG1107439-3								

Surrogate	LCS %Recovery	Qual	LCSD %Recovery	Qual	Acceptance Criteria
2-Fluorophenol	75		82		25-120
Phenol-d6	73		83		10-120
Nitrobenzene-d5	79		84		23-120
2-Fluorobiphenyl	80		87		30-120
2,4,6-Tribromophenol	80		84		10-136
4-Terphenyl-d14	85		93		18-120

METALS

Project Name: 1111 ELMWOOD AVE.
Lab Number: L1813345
Project Number: B0369-018-001-009
Report Date: 04/23/18

SAMPLE RESULTS

Lab ID: L1813345-01
Client ID: SW-24R
Sample Location: BUFFALO, NY
Date Collected: 04/17/18 13:30
Date Received: 04/17/18
Field Prep: Not Specified

Sample Depth:
Matrix: Soil
Percent Solids: 77%

Parameter	Result	Qualifier	Units	RL	MDL	Dilution Factor	Date Prepared	Date Analyzed	Prep Method	Analytical Method	Analyst
Total Metals - Mansfield Lab											
Aluminum, Total	18500		mg/kg	10.0	2.70	2	04/18/18 06:40	04/18/18 15:07	EPA 3050B	1,6010C	LC
Antimony, Total	ND		mg/kg	5.01	0.380	2	04/18/18 06:40	04/18/18 15:07	EPA 3050B	1,6010C	LC
Arsenic, Total	5.22		mg/kg	1.00	0.208	2	04/18/18 06:40	04/18/18 15:07	EPA 3050B	1,6010C	LC
Barium, Total	157		mg/kg	1.00	0.174	2	04/18/18 06:40	04/18/18 15:07	EPA 3050B	1,6010C	LC
Beryllium, Total	0.841		mg/kg	0.501	0.033	2	04/18/18 06:40	04/18/18 15:07	EPA 3050B	1,6010C	LC
Cadmium, Total	0.280	J	mg/kg	1.00	0.098	2	04/18/18 06:40	04/18/18 15:07	EPA 3050B	1,6010C	LC
Calcium, Total	4640		mg/kg	10.0	3.50	2	04/18/18 06:40	04/18/18 15:07	EPA 3050B	1,6010C	LC
Chromium, Total	24.6		mg/kg	1.00	0.096	2	04/18/18 06:40	04/18/18 15:07	EPA 3050B	1,6010C	LC
Cobalt, Total	12.6		mg/kg	2.00	0.166	2	04/18/18 06:40	04/18/18 15:07	EPA 3050B	1,6010C	LC
Copper, Total	30.3		mg/kg	1.00	0.258	2	04/18/18 06:40	04/18/18 15:07	EPA 3050B	1,6010C	LC
Iron, Total	27200		mg/kg	5.01	0.904	2	04/18/18 06:40	04/18/18 15:07	EPA 3050B	1,6010C	LC
Lead, Total	61.8		mg/kg	5.01	0.268	2	04/18/18 06:40	04/18/18 15:07	EPA 3050B	1,6010C	LC
Magnesium, Total	6300		mg/kg	10.0	1.54	2	04/18/18 06:40	04/18/18 15:07	EPA 3050B	1,6010C	LC
Manganese, Total	461		mg/kg	1.00	0.159	2	04/18/18 06:40	04/18/18 15:07	EPA 3050B	1,6010C	LC
Mercury, Total	0.095		mg/kg	0.084	0.018	1	04/18/18 08:00	04/18/18 13:32	EPA 7471B	1,7471B	MG
Nickel, Total	27.2		mg/kg	2.50	0.242	2	04/18/18 06:40	04/18/18 15:07	EPA 3050B	1,6010C	LC
Potassium, Total	1680		mg/kg	250	14.4	2	04/18/18 06:40	04/18/18 15:07	EPA 3050B	1,6010C	LC
Selenium, Total	0.370	J	mg/kg	2.00	0.258	2	04/18/18 06:40	04/18/18 15:07	EPA 3050B	1,6010C	LC
Silver, Total	ND		mg/kg	1.00	0.283	2	04/18/18 06:40	04/18/18 15:07	EPA 3050B	1,6010C	LC
Sodium, Total	95.1	J	mg/kg	200	3.15	2	04/18/18 06:40	04/18/18 15:07	EPA 3050B	1,6010C	LC
Thallium, Total	ND		mg/kg	2.00	0.315	2	04/18/18 06:40	04/18/18 15:07	EPA 3050B	1,6010C	LC
Vanadium, Total	35.6		mg/kg	1.00	0.203	2	04/18/18 06:40	04/18/18 15:07	EPA 3050B	1,6010C	LC
Zinc, Total	86.8		mg/kg	5.01	0.293	2	04/18/18 06:40	04/18/18 15:07	EPA 3050B	1,6010C	LC

Project Name: 1111 ELMWOOD AVE.
Lab Number: L1813345
Project Number: B0369-018-001-009
Report Date: 04/23/18

SAMPLE RESULTS

Lab ID: L1813345-02
Client ID: SW-25R
Sample Location: BUFFALO, NY
Date Collected: 04/17/18 13:35
Date Received: 04/17/18
Field Prep: Not Specified

Sample Depth:
Matrix: Soil
Percent Solids: 78%

Total Metals - Mansfield Lab

Parameter	Result	Qualifier	Units	RL	MDL	Dilution Factor	Date Prepared	Date Analyzed	Prep Method	Analytical Method	Analyst
Aluminum, Total	15200		mg/kg	10.0	2.70	2	04/18/18 06:40	04/18/18 15:11	EPA 3050B	1,6010C	LC
Antimony, Total	ND		mg/kg	5.00	0.380	2	04/18/18 06:40	04/18/18 15:11	EPA 3050B	1,6010C	LC
Arsenic, Total	7.49		mg/kg	1.00	0.208	2	04/18/18 06:40	04/18/18 15:11	EPA 3050B	1,6010C	LC
Barium, Total	120		mg/kg	1.00	0.174	2	04/18/18 06:40	04/18/18 15:11	EPA 3050B	1,6010C	LC
Beryllium, Total	0.630		mg/kg	0.500	0.033	2	04/18/18 06:40	04/18/18 15:11	EPA 3050B	1,6010C	LC
Cadmium, Total	0.340	J	mg/kg	1.00	0.098	2	04/18/18 06:40	04/18/18 15:11	EPA 3050B	1,6010C	LC
Calcium, Total	8070		mg/kg	10.0	3.50	2	04/18/18 06:40	04/18/18 15:11	EPA 3050B	1,6010C	LC
Chromium, Total	19.9		mg/kg	1.00	0.096	2	04/18/18 06:40	04/18/18 15:11	EPA 3050B	1,6010C	LC
Cobalt, Total	16.0		mg/kg	2.00	0.166	2	04/18/18 06:40	04/18/18 15:11	EPA 3050B	1,6010C	LC
Copper, Total	30.4		mg/kg	1.00	0.258	2	04/18/18 06:40	04/18/18 15:11	EPA 3050B	1,6010C	LC
Iron, Total	24800		mg/kg	5.00	0.904	2	04/18/18 06:40	04/18/18 15:11	EPA 3050B	1,6010C	LC
Lead, Total	79.2		mg/kg	5.00	0.268	2	04/18/18 06:40	04/18/18 15:11	EPA 3050B	1,6010C	LC
Magnesium, Total	5670		mg/kg	10.0	1.54	2	04/18/18 06:40	04/18/18 15:11	EPA 3050B	1,6010C	LC
Manganese, Total	438		mg/kg	1.00	0.159	2	04/18/18 06:40	04/18/18 15:11	EPA 3050B	1,6010C	LC
Mercury, Total	0.137		mg/kg	0.082	0.017	1	04/18/18 08:00	04/18/18 16:06	EPA 7471B	1,7471B	MG
Nickel, Total	18.1		mg/kg	2.50	0.242	2	04/18/18 06:40	04/18/18 15:11	EPA 3050B	1,6010C	LC
Potassium, Total	1340		mg/kg	250	14.4	2	04/18/18 06:40	04/18/18 15:11	EPA 3050B	1,6010C	LC
Selenium, Total	0.600	J	mg/kg	2.00	0.258	2	04/18/18 06:40	04/18/18 15:11	EPA 3050B	1,6010C	LC
Silver, Total	ND		mg/kg	1.00	0.283	2	04/18/18 06:40	04/18/18 15:11	EPA 3050B	1,6010C	LC
Sodium, Total	76.3	J	mg/kg	200	3.15	2	04/18/18 06:40	04/18/18 15:11	EPA 3050B	1,6010C	LC
Thallium, Total	ND		mg/kg	2.00	0.315	2	04/18/18 06:40	04/18/18 15:11	EPA 3050B	1,6010C	LC
Vanadium, Total	35.1		mg/kg	1.00	0.203	2	04/18/18 06:40	04/18/18 15:11	EPA 3050B	1,6010C	LC
Zinc, Total	92.1		mg/kg	5.00	0.293	2	04/18/18 06:40	04/18/18 15:11	EPA 3050B	1,6010C	LC

Project Name: 1111 ELMWOOD AVE.
Lab Number: L1813345
Project Number: B0369-018-001-009
Report Date: 04/23/18

SAMPLE RESULTS

Lab ID: L1813345-03
Client ID: SW-26R
Sample Location: BUFFALO, NY
Date Collected: 04/17/18 13:40
Date Received: 04/17/18
Field Prep: Not Specified

Sample Depth:
Matrix: Soil
Percent Solids: 78%

Total Metals - Mansfield Lab

Parameter	Result	Qualifier	Units	RL	MDL	Dilution Factor	Date Prepared	Date Analyzed	Prep Method	Analytical Method	Analyst
Aluminum, Total	8900		mg/kg	9.66	2.61	2	04/18/18 06:40	04/18/18 15:15	EPA 3050B	1,6010C	LC
Antimony, Total	ND		mg/kg	4.83	0.367	2	04/18/18 06:40	04/18/18 15:15	EPA 3050B	1,6010C	LC
Arsenic, Total	10.9		mg/kg	0.966	0.201	2	04/18/18 06:40	04/18/18 15:15	EPA 3050B	1,6010C	LC
Barium, Total	143		mg/kg	0.966	0.168	2	04/18/18 06:40	04/18/18 15:15	EPA 3050B	1,6010C	LC
Beryllium, Total	0.406	J	mg/kg	0.483	0.032	2	04/18/18 06:40	04/18/18 15:15	EPA 3050B	1,6010C	LC
Cadmium, Total	1.39		mg/kg	0.966	0.095	2	04/18/18 06:40	04/18/18 15:15	EPA 3050B	1,6010C	LC
Calcium, Total	34300		mg/kg	9.66	3.38	2	04/18/18 06:40	04/18/18 15:15	EPA 3050B	1,6010C	LC
Chromium, Total	15.5		mg/kg	0.966	0.093	2	04/18/18 06:40	04/18/18 15:15	EPA 3050B	1,6010C	LC
Cobalt, Total	6.45		mg/kg	1.93	0.160	2	04/18/18 06:40	04/18/18 15:15	EPA 3050B	1,6010C	LC
Copper, Total	76.6		mg/kg	0.966	0.249	2	04/18/18 06:40	04/18/18 15:15	EPA 3050B	1,6010C	LC
Iron, Total	17200		mg/kg	4.83	0.872	2	04/18/18 06:40	04/18/18 15:15	EPA 3050B	1,6010C	LC
Lead, Total	468		mg/kg	4.83	0.259	2	04/18/18 06:40	04/18/18 15:15	EPA 3050B	1,6010C	LC
Magnesium, Total	13000		mg/kg	9.66	1.49	2	04/18/18 06:40	04/18/18 15:15	EPA 3050B	1,6010C	LC
Manganese, Total	334		mg/kg	0.966	0.154	2	04/18/18 06:40	04/18/18 15:15	EPA 3050B	1,6010C	LC
Mercury, Total	0.579		mg/kg	0.080	0.017	1	04/18/18 08:00	04/18/18 16:08	EPA 7471B	1,7471B	MG
Nickel, Total	19.3		mg/kg	2.42	0.234	2	04/18/18 06:40	04/18/18 15:15	EPA 3050B	1,6010C	LC
Potassium, Total	1160		mg/kg	242	13.9	2	04/18/18 06:40	04/18/18 15:15	EPA 3050B	1,6010C	LC
Selenium, Total	1.07	J	mg/kg	1.93	0.249	2	04/18/18 06:40	04/18/18 15:15	EPA 3050B	1,6010C	LC
Silver, Total	ND		mg/kg	0.966	0.273	2	04/18/18 06:40	04/18/18 15:15	EPA 3050B	1,6010C	LC
Sodium, Total	170	J	mg/kg	193	3.04	2	04/18/18 06:40	04/18/18 15:15	EPA 3050B	1,6010C	LC
Thallium, Total	ND		mg/kg	1.93	0.304	2	04/18/18 06:40	04/18/18 15:15	EPA 3050B	1,6010C	LC
Vanadium, Total	20.5		mg/kg	0.966	0.196	2	04/18/18 06:40	04/18/18 15:15	EPA 3050B	1,6010C	LC
Zinc, Total	469		mg/kg	4.83	0.283	2	04/18/18 06:40	04/18/18 15:15	EPA 3050B	1,6010C	LC

Project Name: 1111 ELMWOOD AVE. **Lab Number:** L1813345

Project Number: B0369-018-001-009 **Report Date:** 04/23/18

Method Blank Analysis
Batch Quality Control

Parameter	Result	Qualifier	Units	RL	MDL	Dilution Factor	Date Prepared	Date Analyzed	Analytical Method	Analyst
Total Metals - Mansfield Lab for sample(s): 01-03 Batch: WG1107409-1										
Aluminum, Total	ND		mg/kg	4.00	1.08	1	04/18/18 06:40	04/18/18 09:53	1,6010C	LC
Antimony, Total	ND		mg/kg	2.00	0.152	1	04/18/18 06:40	04/18/18 09:53	1,6010C	LC
Arsenic, Total	ND		mg/kg	0.400	0.083	1	04/18/18 06:40	04/18/18 09:53	1,6010C	LC
Barium, Total	ND		mg/kg	0.400	0.070	1	04/18/18 06:40	04/18/18 09:53	1,6010C	LC
Beryllium, Total	ND		mg/kg	0.200	0.013	1	04/18/18 06:40	04/18/18 09:53	1,6010C	LC
Cadmium, Total	ND		mg/kg	0.400	0.039	1	04/18/18 06:40	04/18/18 09:53	1,6010C	LC
Calcium, Total	ND		mg/kg	4.00	1.40	1	04/18/18 06:40	04/18/18 09:53	1,6010C	LC
Chromium, Total	ND		mg/kg	0.400	0.038	1	04/18/18 06:40	04/18/18 09:53	1,6010C	LC
Cobalt, Total	ND		mg/kg	0.800	0.066	1	04/18/18 06:40	04/18/18 09:53	1,6010C	LC
Copper, Total	ND		mg/kg	0.400	0.103	1	04/18/18 06:40	04/18/18 09:53	1,6010C	LC
Iron, Total	0.376	J	mg/kg	2.00	0.361	1	04/18/18 06:40	04/18/18 09:53	1,6010C	LC
Lead, Total	ND		mg/kg	2.00	0.107	1	04/18/18 06:40	04/18/18 09:53	1,6010C	LC
Magnesium, Total	ND		mg/kg	4.00	0.616	1	04/18/18 06:40	04/18/18 09:53	1,6010C	LC
Manganese, Total	0.172	J	mg/kg	0.400	0.064	1	04/18/18 06:40	04/18/18 09:53	1,6010C	LC
Nickel, Total	ND		mg/kg	1.00	0.097	1	04/18/18 06:40	04/18/18 09:53	1,6010C	LC
Potassium, Total	ND		mg/kg	100	5.76	1	04/18/18 06:40	04/18/18 09:53	1,6010C	LC
Selenium, Total	ND		mg/kg	0.800	0.103	1	04/18/18 06:40	04/18/18 09:53	1,6010C	LC
Silver, Total	ND		mg/kg	0.400	0.113	1	04/18/18 06:40	04/18/18 09:53	1,6010C	LC
Sodium, Total	3.48	J	mg/kg	80.0	1.26	1	04/18/18 06:40	04/18/18 09:53	1,6010C	LC
Thallium, Total	ND		mg/kg	0.800	0.126	1	04/18/18 06:40	04/18/18 09:53	1,6010C	LC
Vanadium, Total	ND		mg/kg	0.400	0.081	1	04/18/18 06:40	04/18/18 09:53	1,6010C	LC
Zinc, Total	ND		mg/kg	2.00	0.117	1	04/18/18 06:40	04/18/18 09:53	1,6010C	LC

Prep Information

Digestion Method: EPA 3050B

Parameter	Result	Qualifier	Units	RL	MDL	Dilution Factor	Date Prepared	Date Analyzed	Analytical Method	Analyst
Total Metals - Mansfield Lab for sample(s): 01-03 Batch: WG1107411-1										
Mercury, Total	ND		mg/kg	0.083	0.018	1	04/18/18 08:00	04/18/18 12:53	1,7471B	MG

Project Name: 1111 ELMWOOD AVE.
Project Number: B0369-018-001-009
Lab Number: L1813345
Report Date: 04/23/18

Method Blank Analysis
Batch Quality Control

Prep Information

Digestion Method: EPA 7471B

Lab Control Sample Analysis

Batch Quality Control

Project Name: 1111 ELMWOOD AVE.

Project Number: B0369-018-001-009

Lab Number: L1813345

Report Date: 04/23/18

Parameter	LCS %Recovery	Qual	LCSD %Recovery	Qual	%Recovery Limits	RPD	Qual	RPD Limits
Total Metals - Mansfield Lab Associated sample(s): 01-03 Batch: WG1107409-2 SRM Lot Number: D098-540								
Aluminum, Total	74		-		47-153	-		
Antimony, Total	155		-		6-194	-		
Arsenic, Total	105		-		83-117	-		
Barium, Total	86		-		82-118	-		
Beryllium, Total	93		-		83-117	-		
Cadmium, Total	95		-		82-117	-		
Calcium, Total	84		-		81-118	-		
Chromium, Total	92		-		83-119	-		
Cobalt, Total	97		-		84-116	-		
Copper, Total	101		-		84-116	-		
Iron, Total	91		-		60-140	-		
Lead, Total	96		-		82-117	-		
Magnesium, Total	82		-		76-124	-		
Manganese, Total	84		-		82-118	-		
Nickel, Total	96		-		82-117	-		
Potassium, Total	86		-		69-131	-		
Selenium, Total	104		-		78-121	-		
Silver, Total	101		-		80-120	-		
Sodium, Total	88		-		74-126	-		
Thallium, Total	100		-		80-119	-		
Vanadium, Total	97		-		79-121	-		

Lab Control Sample Analysis

Batch Quality Control

Project Name: 1111 ELMWOOD AVE.

Project Number: B0369-018-001-009

Lab Number: L1813345

Report Date: 04/23/18

Parameter	LCS %Recovery	LCSD %Recovery	%Recovery Limits	RPD	RPD Limits
Total Metals - Mansfield Lab Associated sample(s): 01-03 Batch: WG1107409-2 SRM Lot Number: D098-540					
Zinc, Total	95	-	81-119	-	
Total Metals - Mansfield Lab Associated sample(s): 01-03 Batch: WG1107411-2 SRM Lot Number: D098-540					
Mercury, Total	114	-	50-149	-	

Matrix Spike Analysis
Batch Quality Control

Project Name: 1111 ELMWOOD AVE.
Project Number: B0369-018-001-009

Lab Number: L1813345
Report Date: 04/23/18

Parameter	Native Sample	MS Added	MS Found	MS %Recovery	Qual	MSD Found	MSD %Recovery	Qual	Recovery Limits	RPD	Qual	RPD Limits
Total Metals - Mansfield Lab Associated sample(s): 01-03 QC Batch ID: WG1107409-3 QC Sample: L1813333-01 Client ID: MS Sample												
Aluminum, Total	16900	171	17200	**176**	Q	-	-		75-125	-		20
Antimony, Total	ND	42.7	28.7	**67**	Q	-	-		75-125	-		20
Arsenic, Total	0.582J	10.2	9.02	88		-	-		75-125	-		20
Barium, Total	69.8	171	195	**73**	Q	-	-		75-125	-		20
Beryllium, Total	1.40	4.27	4.49	**72**	Q	-	-		75-125	-		20
Cadmium, Total	ND	4.36	3.21	**74**	Q	-	-		75-125	-		20
Calcium, Total	158.	855	794	**74**	Q	-	-		75-125	-		20
Chromium, Total	14.6	17.1	27.4	75		-	-		75-125	-		20
Cobalt, Total	13.5	42.7	42.6	**68**	Q	-	-		75-125	-		20
Copper, Total	9.77	21.4	29.6	93		-	-		75-125	-		20
Iron, Total	18400	85.5	18400	**0**	Q	-	-		75-125	-		20
Lead, Total	7.47	43.6	36.0	**65**	Q	-	-		75-125	-		20
Magnesium, Total	3330	855	4000	78		-	-		75-125	-		20
Manganese, Total	141.	42.7	134	**0**	Q	-	-		75-125	-		20
Nickel, Total	25.0	42.7	53.5	**67**	Q	-	-		75-125	-		20
Potassium, Total	5200	855	6170	113		-	-		75-125	-		20
Selenium, Total	ND	10.2	8.62	84		-	-		75-125	-		20
Silver, Total	ND	25.6	21.2	83		-	-		75-125	-		20
Sodium, Total	163.J	855	853	100		-	-		75-125	-		20
Thallium, Total	ND	10.2	6.81	**66**	Q	-	-		75-125	-		20
Vanadium, Total	18.2	42.7	52.3	80		-	-		75-125	-		20

Matrix Spike Analysis
Batch Quality Control

Project Name: 1111 ELMWOOD AVE.
Project Number: B0369-018-001-009

Lab Number: L1813345
Report Date: 04/23/18

Parameter	Native Sample	MS Added	MS Found	MS %Recovery		MSD Found	MSD %Recovery	Recovery Limits	RPD	RPD Limits
Total Metals - Mansfield Lab Associated sample(s): 01-03 QC Batch ID: WG1107409-3 QC Sample: L1813333-01 Client ID: MS Sample										
Zinc, Total	54.9	42.7	86.7	**74**	Q	-	-	75-125	-	20
Total Metals - Mansfield Lab Associated sample(s): 01-03 QC Batch ID: WG1107411-3 QC Sample: L1813341-01 Client ID: MS Sample										
Mercury, Total	0.046J	0.162	0.249	**153**	Q	-	-	80-120	-	20

Lab Duplicate Analysis
Batch Quality Control

Project Name: 1111 ELMWOOD AVE.
Project Number: B0369-018-001-00

Lab Number: L1813345
Report Date: 04/23/18

Parameter	Native Sample	Duplicate Sample	Units	RPD	Qual	RPD Limits
Total Metals - Mansfield Lab Associated sample(s): 01-03 QC Batch ID: WG1107409-4 QC Sample: L1813333-01 Client ID: DUP Sample						
Lead, Total	7.47	6.31	mg/kg	17		20
Total Metals - Mansfield Lab Associated sample(s): 01-03 QC Batch ID: WG1107411-4 QC Sample: L1813341-01 Client ID: DUP Sample						
Mercury, Total	0.046J	0.049J	mg/kg	NC		20

INORGANICS
&
MISCELLANEOUS

Project Name: 1111 ELMWOOD AVE.
Project Number: B0369-018-001-009

Lab Number: L1813345
Report Date: 04/23/18

SAMPLE RESULTS

Lab ID: L1813345-01
Client ID: SW-24R
Sample Location: BUFFALO, NY

Date Collected: 04/17/18 13:30
Date Received: 04/17/18
Field Prep: Not Specified

Sample Depth:
Matrix: Soil

Parameter	Result	Qualifier	Units	RL	MDL	Dilution Factor	Date Prepared	Date Analyzed	Analytical Method	Analyst
General Chemistry - Westborough Lab										
Solids, Total	77.3		%	0.100	NA	1	-	04/18/18 10:13	121,2540G	RI

Project Name: 1111 ELMWOOD AVE.
Project Number: B0369-018-001-009

Lab Number: L1813345
Report Date: 04/23/18

SAMPLE RESULTS

Lab ID: L1813345-02
Client ID: SW-25R
Sample Location: BUFFALO, NY

Date Collected: 04/17/18 13:35
Date Received: 04/17/18
Field Prep: Not Specified

Sample Depth:
Matrix: Soil

Parameter	Result	Qualifier	Units	RL	MDL	Dilution Factor	Date Prepared	Date Analyzed	Analytical Method	Analyst
General Chemistry - Westborough Lab										
Solids, Total	78.2		%	0.100	NA	1	-	04/18/18 10:13	121,2540G	RI

Project Name: 1111 ELMWOOD AVE.
Project Number: B0369-018-001-009

Lab Number: L1813345
Report Date: 04/23/18

SAMPLE RESULTS

Lab ID: L1813345-03
Client ID: SW-26R
Sample Location: BUFFALO, NY

Date Collected: 04/17/18 13:40
Date Received: 04/17/18
Field Prep: Not Specified

Sample Depth:
Matrix: Soil

Parameter	Result	Qualifier	Units	RL	MDL	Dilution Factor	Date Prepared	Date Analyzed	Analytical Method	Analyst
General Chemistry - Westborough Lab										
Solids, Total	78.4		%	0.100	NA	1	-	04/18/18 10:13	121,2540G	RI

Lab Duplicate Analysis
Batch Quality Control

Project Name: 1111 ELMWOOD AVE.
Project Number: B0369-018-001-00

Lab Number: L1813345
Report Date: 04/23/18

Parameter	Native Sample	Duplicate Sample	Units	RPD	Qual	RPD Limits
General Chemistry - Westborough Lab Associated sample(s): 01-03 QC Batch ID: WG1107485-1 QC Sample: L1813328-01 Client ID: DUP Sample						
Solids, Total	74.2	70.9	%	5		20

Project Name: 1111 ELMWOOD AVE.
Project Number: B0369-018-001-009

Lab Number: L1813345
Report Date: 04/23/18

Sample Receipt and Container Information

Were project specific reporting limits specified? YES

Cooler Information

Cooler	Custody Seal
A	Absent

Container Information

Container ID	Container Type	Cooler	Initial pH	Final pH	Temp deg C	Pres	Seal	Frozen Date/Time	Analysis(*)
L1813345-01A	Glass 60ml unpreserved split	A	NA		3.1	Y	Absent		BE-TI(180),AS-TI(180),BA-TI(180),AG-TI(180),AL-TI(180),CR-TI(180),NI-TI(180),TL-TI(180),CU-TI(180),PB-TI(180),SB-TI(180),SE-TI(180),ZN-TI(180),CO-TI(180),V-TI(180),FE-TI(180),HG-T(28),MG-TI(180),MN-TI(180),CA-TI(180),CD-TI(180),K-TI(180),NA-TI(180)
L1813345-01B	Glass 250ml/8oz unpreserved	A	NA		3.1	Y	Absent		NYTCL-8270(14),TS(7)
L1813345-02A	Glass 60ml unpreserved split	A	NA		3.1	Y	Absent		BE-TI(180),AS-TI(180),BA-TI(180),AG-TI(180),AL-TI(180),CR-TI(180),NI-TI(180),TL-TI(180),CU-TI(180),PB-TI(180),SB-TI(180),SE-TI(180),ZN-TI(180),CO-TI(180),V-TI(180),FE-TI(180),HG-T(28),MG-TI(180),MN-TI(180),CA-TI(180),CD-TI(180),K-TI(180),NA-TI(180)
L1813345-02B	Glass 250ml/8oz unpreserved	A	NA		3.1	Y	Absent		TS(7)
L1813345-03A	Glass 60ml unpreserved split	A	NA		3.1	Y	Absent		BE-TI(180),AS-TI(180),BA-TI(180),AG-TI(180),AL-TI(180),CR-TI(180),NI-TI(180),TL-TI(180),CU-TI(180),PB-TI(180),SB-TI(180),SE-TI(180),ZN-TI(180),CO-TI(180),V-TI(180),FE-TI(180),HG-T(28),MG-TI(180),MN-TI(180),CA-TI(180),CD-TI(180),K-TI(180),NA-TI(180)
L1813345-03B	Glass 250ml/8oz unpreserved	A	NA		3.1	Y	Absent		NYTCL-8270(14),TS(7)

*Values in parentheses indicate holding time in days

Project Name:	1111 ELMWOOD AVE.	**Lab Number:**	L1813345
Project Number:	B0369-018-001-009	**Report Date:**	04/23/18

GLOSSARY

Acronyms

EDL	- Estimated Detection Limit: This value represents the level to which target analyte concentrations are reported as estimated values, when those target analyte concentrations are quantified below the reporting limit (RL). The EDL includes any adjustments from dilutions, concentrations or moisture content, where applicable. The use of EDLs is specific to the analysis of PAHs using Solid-Phase Microextraction (SPME).
EPA	- Environmental Protection Agency.
LCS	- Laboratory Control Sample: A sample matrix, free from the analytes of interest, spiked with verified known amounts of analytes or a material containing known and verified amounts of analytes.
LCSD	- Laboratory Control Sample Duplicate: Refer to LCS.
LFB	- Laboratory Fortified Blank: A sample matrix, free from the analytes of interest, spiked with verified known amounts of analytes or a material containing known and verified amounts of analytes.
MDL	- Method Detection Limit: This value represents the level to which target analyte concentrations are reported as estimated values, when those target analyte concentrations are quantified below the reporting limit (RL). The MDL includes any adjustments from dilutions, concentrations or moisture content, where applicable.
MS	- Matrix Spike Sample: A sample prepared by adding a known mass of target analyte to a specified amount of matrix sample for which an independent estimate of target analyte concentration is available.
MSD	- Matrix Spike Sample Duplicate: Refer to MS.
NA	- Not Applicable.
NC	- Not Calculated: Term is utilized when one or more of the results utilized in the calculation are non-detect at the parameter's reporting unit.
NDPA/DPA	- N-Nitrosodiphenylamine/Diphenylamine.
NI	- Not Ignitable.
NP	- Non-Plastic: Term is utilized for the analysis of Atterberg Limits in soil.
RL	- Reporting Limit: The value at which an instrument can accurately measure an analyte at a specific concentration. The RL includes any adjustments from dilutions, concentrations or moisture content, where applicable.
RPD	- Relative Percent Difference: The results from matrix and/or matrix spike duplicates are primarily designed to assess the precision of analytical results in a given matrix and are expressed as relative percent difference (RPD). Values which are less than five times the reporting limit for any individual parameter are evaluated by utilizing the absolute difference between the values; although the RPD value will be provided in the report.
SRM	- Standard Reference Material: A reference sample of a known or certified value that is of the same or similar matrix as the associated field samples.
STLP	- Semi-dynamic Tank Leaching Procedure per EPA Method 1315.
TIC	- Tentatively Identified Compound: A compound that has been identified to be present and is not part of the target compound list (TCL) for the method and/or program. All TICs are qualitatively identified and reported as estimated concentrations.

Footnotes

1	- The reference for this analyte should be considered modified since this analyte is absent from the target analyte list of the original method.

Terms

Analytical Method: Both the document from which the method originates and the analytical reference method. (Example: EPA 8260B is shown as 1,8260B.) The codes for the reference method documents are provided in the References section of the Addendum.

Final pH: As it pertains to Sample Receipt & Container Information section of the report, Final pH reflects pH of container determined after adjustment at the laboratory, if applicable. If no adjustment required, value reflects Initial pH.

Frozen Date/Time: With respect to Volatile Organics in soil, Frozen Date/Time reflects the date/time at which associated Reagent Water-preserved vials were initially frozen. Note: If frozen date/time is beyond 48 hours from sample collection, value will be reflected in 'bold'.

Initial pH: As it pertains to Sample Receipt & Container Information section of the report, Initial pH reflects pH of container determined upon receipt, if applicable.

Total: With respect to Organic analyses, a 'Total' result is defined as the summation of results for individual isomers or Aroclors. If a 'Total' result is requested, the results of its individual components will also be reported. This is applicable to 'Total' results for methods 8260, 8081 and 8082.

Data Qualifiers

A	- Spectra identified as "Aldol Condensation Product".
B	- The analyte was detected above the reporting limit in the associated method blank. Flag only applies to associated field samples that have detectable concentrations of the analyte at less than ten times (10x) the concentration found in the blank. For MCP-related

Report Format: DU Report with 'J' Qualifiers

Project Name:	1111 ELMWOOD AVE.	**Lab Number:**	L1813345
Project Number:	B0369-018-001-009	**Report Date:**	04/23/18

Data Qualifiers

projects, flag only applies to associated field samples that have detectable concentrations of the analyte at less than ten times (10x) the concentration found in the blank. For DOD-related projects, flag only applies to associated field samples that have detectable concentrations of the analyte at less than ten times (10x) the concentration found in the blank AND the analyte was detected above one-half the reporting limit (or above the reporting limit for common lab contaminants) in the associated method blank. For NJ-Air-related projects, flag only applies to associated field samples that have detectable concentrations of the analyte above the reporting limit. For NJ-related projects (excluding Air), flag only applies to associated field samples that have detectable concentrations of the analyte, which was detected above the reporting limit in the associated method blank or above five times the reporting limit for common lab contaminants (Phthalates, Acetone, Methylene Chloride, 2-Butanone).

C - Co-elution: The target analyte co-elutes with a known lab standard (i.e. surrogate, internal standards, etc.) for co-extracted analyses.

D - Concentration of analyte was quantified from diluted analysis. Flag only applies to field samples that have detectable concentrations of the analyte.

E - Concentration of analyte exceeds the range of the calibration curve and/or linear range of the instrument.

G - The concentration may be biased high due to matrix interferences (i.e, co-elution) with non-target compound(s). The result should be considered estimated.

H - The analysis of pH was performed beyond the regulatory-required holding time of 15 minutes from the time of sample collection.

I - The lower value for the two columns has been reported due to obvious interference.

M - Reporting Limit (RL) exceeds the MCP CAM Reporting Limit for this analyte.

NJ - Presumptive evidence of compound. This represents an estimated concentration for Tentatively Identified Compounds (TICs), where the identification is based on a mass spectral library search.

P - The RPD between the results for the two columns exceeds the method-specified criteria.

Q - The quality control sample exceeds the associated acceptance criteria. For DOD-related projects, LCS and/or Continuing Calibration Standard exceedences are also qualified on all associated sample results. Note: This flag is not applicable for matrix spike recoveries when the sample concentration is greater than 4x the spike added or for batch duplicate RPD when the sample concentrations are less than 5x the RL. (Metals only.)

R - Analytical results are from sample re-analysis.

RE - Analytical results are from sample re-extraction.

S - Analytical results are from modified screening analysis.

J - Estimated value. The Target analyte concentration is below the quantitation limit (RL), but above the Method Detection Limit (MDL) or Estimated Detection Limit (EDL) for SPME-related analyses. This represents an estimated concentration for Tentatively Identified Compounds (TICs).

ND - Not detected at the method detection limit (MDL) for the sample, or estimated detection limit (EDL) for SPME-related analyses.

Report Format: DU Report with 'J' Qualifiers

Project Name:	1111 ELMWOOD AVE.	**Lab Number:**	L1813345
Project Number:	B0369-018-001-009	**Report Date:**	04/23/18

REFERENCES

1 Test Methods for Evaluating Solid Waste: Physical/Chemical Methods. EPA SW-846. Third Edition. Updates I - IV, 2007.

121 Standard Methods for the Examination of Water and Wastewater. APHA-AWWA-WEF. Standard Methods Online.

LIMITATION OF LIABILITIES

Alpha Analytical performs services with reasonable care and diligence normal to the analytical testing laboratory industry. In the event of an error, the sole and exclusive responsibility of Alpha Analytical shall be to re-perform the work at it's own expense. In no event shall Alpha Analytical be held liable for any incidental, consequential or special damages, including but not limited to, damages in any way connected with the use of, interpretation of, information or analysis provided by Alpha Analytical.

We strongly urge our clients to comply with EPA protocol regarding sample volume, preservation, cooling, containers, sampling procedures, holding time and splitting of samples in the field.

Certification Information

The following analytes are not included in our Primary NELAP Scope of Accreditation:

Westborough Facility
EPA 624: m/p-xylene, o-xylene
EPA 8260C: NPW: 1,2,4,5-Tetramethylbenzene; 4-Ethyltoluene, Azobenzene; SCM: Iodomethane (methyl iodide), Methyl methacrylate, 1,2,4,5-Tetramethylbenzene; 4-Ethyltoluene.
EPA 8270D: NPW: Dimethylnaphthalene,1,4-Diphenylhydrazine; SCM: Dimethylnaphthalene,1,4-Diphenylhydrazine.
EPA 300: DW: Bromide
EPA 6860: SCM: Perchlorate
EPA 9010: NPW and SCM: Amenable Cyanide Distillation
SM4500: NPW: Amenable Cyanide, Dissolved Oxygen; SCM: Total Phosphorus, TKN, NO2, NO3.

Mansfield Facility
SM 2540D: TSS
EPA 8082A: NPW: PCB: 1, 5, 31, 87,101, 110, 141, 151, 153, 180, 183, 187.
EPA TO-15: Halothane, 2,4,4-Trimethyl-2-pentene, 2,4,4-Trimethyl-1-pentene, Thiophene, 2-Methylthiophene, 3-Methylthiophene, 2-Ethylthiophene, 1,2,3-Trimethylbenzene, Indan, Indene, 1,2,4,5-Tetramethylbenzene, Benzothiophene, 1-Methylnaphthalene.
Biological Tissue Matrix: EPA 3050B

The following analytes are included in our Massachusetts DEP Scope of Accreditation

Westborough Facility:

Drinking Water
EPA 300.0: Chloride, Nitrate-N, Fluoride, Sulfate; **EPA 353.2**: Nitrate-N, Nitrite-N; **SM4500NO3-F**: Nitrate-N, Nitrite-N; **SM4500F-C, SM4500CN-CE, EPA 180.1, SM2130B, SM4500CI-D, SM2320B, SM2540C, SM4500H-B**
EPA 332: Perchlorate; **EPA 524.2:** THMs and VOCs; **EPA 504.1:** EDB, DBCP.
Microbiology: **SM9215B; SM9223-P/A, SM9223B-Colilert-QT,SM9222D**.

Non-Potable Water
SM4500H,B, EPA 120.1, SM2510B, SM2540C, SM2320B, SM4500CL-E, SM4500F-BC, SM4500NH3-BH: Ammonia-N and Kjeldahl-N, **EPA 350.1**: Ammonia-N, **LACHAT 10-107-06-1-B**: Ammonia-N, **EPA 351.1, SM4500NO3-F, EPA 353.2**: Nitrate-N**, EPA 351.1, SM4500P-E, SM4500P-B, E, SM4500SO4-E, SM5220D, EPA 410.4, SM5210B, SM5310C, SM4500CL-D, EPA 1664, EPA 420.1, SM4500-CN-CE, SM2540D.**
EPA 624: Volatile Halocarbons & Aromatics,
EPA 608: Chlordane, Toxaphene, Aldrin, alpha-BHC, beta-BHC, gamma-BHC, delta-BHC, Dieldrin, DDD, DDE, DDT, Endosulfan I, Endosulfan II, Endosulfan sulfate, Endrin, Endrin Aldehyde, Heptachlor, Heptachlor Epoxide, PCBs
EPA 625: SVOC (Acid/Base/Neutral Extractables), **EPA 600/4-81-045**: PCB-Oil.
Microbiology: **SM9223B-Colilert-QT; Enterolert-QT, SM9221E, SM9222D.**

Mansfield Facility:

Drinking Water
EPA 200.7: Al, Ba, Be, Cd, Cr, Cu, Mn, Ni, Na, Ag, Ca, Zn. **EPA 200.8:** Al, Sb, As, Ba, Be, Cd, Cr, Cu, Pb, Mn, Ni, Se, Ag, TL, Zn. **EPA 245.1** Hg.
EPA 522.

Non-Potable Water
EPA 200.7: Al, Sb, As, Be, Cd, Ca, Cr, Co, Cu, Fe, Pb, Mg, Mn, Mo, Ni, K, Se, Ag, Na, Sr, TL, Ti, V, Zn.
EPA 200.8: Al, Sb, As, Be, Cd, Cr, Cu, Pb, Mn, Ni, Se, Ag, TL, Zn.
EPA 245.1 Hg.
SM2340B

For a complete listing of analytes and methods, please contact your Alpha Project Manager.

ALPHA ANALYTICAL

Westborough, MA 01581
8 Walkup Dr.
TEL: 508-898-9220
FAX: 508-898-9193

NEW YORK CHAIN OF CUSTODY

Mansfield, MA 02048
320 Forbes Blvd
TEL: 508-822-9300
FAX: 508-822-3288

Service Centers
Mahwah, NJ 07430: 35 Whitney Rd, Suite 5
Albany, NY 12205: 14 Walker Way
Tonawanda, NY 14150: 275 Cooper Ave, Suite 105

Page 1 of 1

Date Rec'd in Lab: 4/18/18

ALPHA Job #: L1813345

Project Information
Project Name: 1111 Elmwood Av
Project Location: Buffalo NY
Project #: B0368-018-001-004-002
(Use Project name as Project #) ☒
Project Manager: Chris Boren
ALPHAQuote #:

Turn-Around Time
Standard ☐ Due Date: see
Rush (only if pre approved) ☐ # of Days: NOTES

Client Information
Client: Benchmark Eng
Address: 2558 Hamburg Turnpike
Lockwood NY 14218 Suite 300
Phone: (716) 818-8358
Fax: (716) 856-0583
Email: TBehrendt@twolugllc.com

Deliverables
☐ ASP-A ☐ ASP-B
☐ EQuIS (1 File) ☐ EQuIS (4 File)
☐ Other

Billing Information
☐ Same as Client Info
PO #

Regulatory Requirement
☐ NY TOGS ☐ NY Part 375
☐ AWQ Standards ☐ NY CP-51
☐ NY Restricted Use ☐ Other
☐ NY Unrestricted Use
☐ NYC Sewer Discharge

Disposal Site Information
Please identify below location of applicable disposal facilities.
Disposal Facility:
☐ NJ ☐ NY
☐ Other:

These samples have been previously analyzed by Alpha ☐

Other project specific requirements/comments:
CAT B Hold Extra volume for possible Future Analysis

Please specify Metals or TAL.

Sample Filtration
☐ Done
☐ Lab to do
Preservation
☐ Lab to do
(Please Specify below)

ALPHA Lab ID (Lab Use Only)	Sample ID	Collection Date	Collection Time	Sample Matrix	Sampler's Initials	TCL SVOC	TAL METALS							Sample Specific Comments	Total Bottles
	B-25R	4/17/18	1002	Soil	TAB		X							48hr TAT	1
	B-34R	↓	1301	↓	↓	X								48hr TAT	1
	B-42R	↓	1310	↓	↓		X							48hr TAT	1
	B-43R	↓	1318	↓	↓		X							48hr TAT	1
13345 - 01	SW-24R	↓	1330	↓	↓	X	X							standard TAT	1
-02	SW-25R	↓	1335	↓	↓		X							Standard TAT	1
-03	SW-26R	↓	1340	↓	↓	X	X							standard TAT	1

Preservative Code:
A = None
B = HCl
C = HNO_3
D = H_2SO_4
E = NaOH
F = MeOH
G = $NaHSO_4$
H = $Na_2S_2O_3$
K/E = Zn Ac/NaOH
O = Other

Container Code
P = Plastic
A = Amber Glass
V = Vial
G = Glass
B = Bacteria Cup
C = Cube
O = Other
E = Encore
D = BOD Bottle

Westboro: Certification No: MA935
Mansfield: Certification No: MA015

Container Type	A	A
Preservative	A	A

Relinquished By:	Date/Time	Received By:	Date/Time
[signature]	4/17/18 1546	JMAL AAL	4/17/18 16:15
		[signature]	4/18/18 01:45

Please print clearly, legibly and completely. Samples can not be logged in and turnaround time clock will not start until any ambiguities are resolved. BY EXECUTING THIS COC, THE CLIENT HAS READ AND AGREES TO BE BOUND BY ALPHA'S TERMS & CONDITIONS. (See reverse side.)

Form No: 01-25 HC (rev. 30-Sept-2013)

APPENDIX F

DATA USABILITY SUMMARY REPORT (DUSR)

Data Validation Services

120 Cobble Creek Road P.O. Box 208
North Creek, NY 12853

Phone 518-251-4429
harry@frontiernet.net

February 22, 2018

Chris Boron
Turnkey Environmental Restoration
2558 Hamburg Turnpike Suite 300
Buffalo, NY 14218

RE: Validation of the 1111 Elmwood Avenue Site Analytical Laboratory Data
Alpha Analytical SDG Nos. L1803048, L1803180, and L1804399
Data Usability Summary Report (DUSR)

Dear Mr. Boron:

Review has been completed for the data packages generated by Alpha Analytical that pertain to samples collected between 01/26/18 and 02/07/18 at the 1111 Elmwood Avenue site. Three aqueous samples, an aqueous field duplicate, six soil samples, and a soil field duplicate were processed for TCL and NYSDEC 6 NYCRR Part 375 CP-51 volatiles, TCL semivolatiles, TCL pesticides, Aroclor PCBs, TCL herbicides, and TAL metals. Eighteen soil samples and a field duplicate were processed for TCL semivolatiles and TAL metals. Analytical methodologies utilized are USEPA SW846.

The data packages submitted by the laboratory contain full deliverables for validation, and this usability report is generated from review of the QC summary form information, with full review of sample raw data and limited review of associated QC raw data. The reported QC summary forms and sample raw data have been reviewed for application of validation qualifiers, with guidance from the USEPA national and regional validation documents, and in consideration for the specific requirements of the analytical methodology. The following items were reviewed:

* Data Completeness
* Case Narrative
* Custody Documentation
* Holding Times
* Surrogate and Internal Standard Recoveries
* Method/ Preparation/Trip Blanks
* Matrix Spike Recoveries/Duplicate Correlations
* Blind Field Duplicate Correlations
* Laboratory Control Sample (LCS)
* Instrumental Tunes
* Initial and Continuing Calibration Standards
* ICP Serial Dilution Evaluation
* Method Compliance
* Sample Result Verification

Those items listed above which show deficiencies are discussed within the text of this narrative. All of the other items were determined to be acceptable for the DUSR level review, as discussed in NYS DER-10 Appendix B Section 2.0 (c). Documentation of the outlying parameters cited in this report can be found in the laboratory data package.

In summary, results for the samples are usable either as reported or with minor qualification or edit, with the exceptions that the results for one of the volatile analytes are rejected in the samples and one semivolatile result each are rejected in two samples.

Data completeness, representativeness, accuracy, precision, reproducibility, sensitivity, and comparability are acceptable.

Validation qualifier definitions and the client sample identification summaries are attached to this text. Also included in this report are Alpha EQuIS EDDs with recommended qualifiers/edits applied in red.

Chain-of-Custody/Sample Receipt

Minor typographical errors were observed in the relinquish date entries on the custody form for samples collected 1/29/18.

Blind Field Duplicate

The blind field duplicate evaluations of RI-TP-8(13.0-15.0), TP-3(3.5-5.5), and RI-MW-2 show correlations within validation guidelines, with the following exceptions, the results for which have been qualified as estimated in the indicated parent sample and its duplicate:

- Copper in RI-MW-2
- 4,4-DDT, aluminum, chromium, magnesium, manganese, potassium, vanadium, and zinc in TP-3(3.5-5.5)

TCL and CP-51 Volatile Analyses by EPA 8260C, Full Scan and SIM

The matrix spike/duplicate evaluations performed on RI-TP-1(9.5-11.5) and RI-MW-3 show acceptable recoveries and correlations.

The results for 1,4-dioxane in the samples are rejected due to low responses (RRFs<0.01) inherent in the methodology. Other calibration standards showed acceptable responses, with the exception of that for bromoform (24%D) in the calibration associated with RI-MW-1, RI-MW-2, RI-MW-3, and BLIND DUP. Those results have been qualified as estimated.

Holding times were met, and blanks show no contamination. Surrogate and internal standard responses are acceptable.

TCL Semivolatile Analyses by EPA8270D

The matrix spike evaluations were performed on RI-TP-1(95.-11.5), RI-TP-8(3-5), and RI-MW-3. 2,4-Dinitrophenol failed to recover in the matrix spike duplicate of RI-TP-8(3-5), and the result for that analyte in that parent sample is therefore rejected. 3,3'-Dichlorobenzidine failed to recover in the matrix spikes of RI-MW-3, and the result for that analyte in that parent sample is therefore rejected. Other recoveries and duplicate correlations are within validation guidelines, with the following exceptions, the results for which are qualified as estimated in the indicated parent sample:

Parent Sample	Analyte	Outlying % Recoveries
RI-TP-8(3-5)	hexachlorocyclopentadiene	22,20
	4-chloroaniline	37,39

LCS recoveries fall within validation guidelines, with the exception of the following, results for which are qualified as estimated in the indicated associated samples:

Affected Samples	Analyte	Outlying % Recoveries
Those reported in SDG L1803048	3,3'-dichlorobenzidine	38,39
	4-chloroaniline	35,34
RI-TP-5(0-2)	3,3'-dichlorobenzidine	39,39

Calibration standards show responses within validation action levels, with the following exceptions, the results for which are qualified as estimated in the indicated associated samples:

- Pentachlorophenol (22%D) in sample RI-TP-1 (3.5-5.5), RI-TP-5 (8-10), RI-TP-8 (13-15), BLIND DUP #2, RI-TP-10 (6-8), and RI-TP-10 (10-12)
- Hexachlorocyclopentadiene (58%D) in sample RI-MW-1

Holding times were met, and blanks show no contamination. Surrogate and internal standard responses are acceptable.

TCL Pesticide, TCL Herbicides, and Aroclor PCBs by EPA 8081B, 8151A and 8082A

Many of the detected pesticide results exhibit elevated dual column quantitative correlations, are qualified to reflect the uncertainty in identification and/or quantitation. The values have been either qualified as estimated, qualified as tentative in identification and estimated in value, or edited to non-detection, depending on the degree of variance.

The pesticide, herbicides, and Aroclor 1016/1260 matrix spikes of RI-TP-1(9.5-11.5) and RI-MW-3 show recoveries and duplicate correlations within the acceptance ranges used by the laboratory.

Reporting limits for Aroclors in the aqueous samples are elevated due to limited available sample volume.

Holding times were met, surrogate standards are within validation guidelines, and blanks show no contamination affecting reported results. Calibration standards are compliant.

TAL Metals/CN Analyses by EPA 6010C, 6020A, 7470, 7471B, and 9012B

Matrix spikes/duplicates were performed on RI-TP-8(3-5), RI-TP-1(9.5-11.5), and RI-MW-3, and show recoveries and correlations within validation guidelines, with the following exceptions, results for which are qualified as estimated in the indicated parent samples:

Parent Sample	Element	Outlying % Recoveries
RI-TP-1(9.5-11.5)	antimony	67,72
	cobalt	74,72
	thallium	60,58
RI-TP-8(3-5)	antimony	62,65
	cobalt	69,70
	lead	73,74
	nickel	69,70
	thallium	55,56
	zinc	69,72

Parent Sample	Element	Outlying % Recoveries
RI-MW-3	sodium	140,138

The ICP serial dilution evaluations of RI-TP-8(3-5), RI-TP-1(9.5-11.5), and RI-MW-3 show acceptable correlations, with the following exceptions. The detected results for those elements in the indicated parent sample have been qualified as estimated, with a possible low bias, due to matrix interferences:

Parent Sample	Element	%Difference
RI-TP-1 (9.5-11.5)	calcium	19
	iron	17
	magnesium	22
	manganese	19
RI-TP-8 (3-5)	calcium	22
	iron	20
	magnesium	24
	manganese	21

Instrument performance is compliant and blanks show no contamination affecting sample reported results.

Please do not hesitate to contact me if questions or comments arise during your review of this report.

Very truly yours,

Judy Harry

Attachments: Validation Qualifier Definitions
Sample Identifications
Qualified Laboratory EQuIS EDDs

VALIDATION DATA QUALIFIER DEFINITIONS

U	The analyte was analyzed for, but was not detected above the level of the associated reported quantitation limit.
J	The analyte was positively identified; the associated numerical value is an approximate concentration of the analyte in the sample.
J-	The analyte was positively identified; the associated numerical value is an estimated quantity that may be biased low.
J+	The analyte was positively identified; the associated numerical value is an estimated quantity that may be biased high.
UJ	The analyte was analyzed for, but was not detected. The associated reported quantitation limit is approximate and may be inaccurate or imprecise.
NJ	The detection is tentative in identification and estimated in value. Although there is presumptive evidence of the analyte, the result should be used with caution as a potential false positive and/or elevated quantitative value.
R	The data are unusable. The sample results are rejected due to serious deficiencies in meeting Quality Control limits. The analyte may or may not be present.
EMPC	The results do not meet all criteria for a confirmed identification. The quantitative value represents the Estimated Maximum Possible Concentration of the analyte in the sample.

Client and Laboratory Sample IDs

Project Name: 1111 ELMWOOD AVE.
Project Number: 0369-018-001-003

Lab Number: L1803048
Report Date: 02/02/18

Alpha Sample ID	Client ID	Matrix	Sample Location	Collection Date/Time	Receive Date
L1803048-01	RI-TP-1 (3.5-5.5)	SOIL	BUFFALO, NY	01/26/18 08:52	01/26/18
L1803048-02	RI-TP-1 (9.5-11.5)	SOIL	BUFFALO, NY	01/26/18 09:00	01/26/18
L1803048-03	RI-TP-2 (5-7)	SOIL	BUFFALO, NY	01/26/18 09:39	01/26/18
L1803048-04	RI-TP-2 (11.5-13.5)	SOIL	BUFFALO, NY	01/26/18 09:44	01/26/18
L1803048-05	RI-TP-3 (3.5-5.5)	SOIL	BUFFALO, NY	01/26/18 10:12	01/26/18
L1803048-06	BLIND DUP #1	SOIL	BUFFALO, NY	01/26/18 12:00	01/26/18
L1803048-07	RI-TP-3 (7-9)	SOIL	BUFFALO, NY	01/26/18 10:27	01/26/18
L1803048-08	RI-TP-4 (4.5-6.5)	SOIL	BUFFALO, NY	01/26/18 10:52	01/26/18
L1803048-09	RI-TP-4 (9-11)	SOIL	BUFFALO, NY	01/26/18 10:58	01/26/18
L1803048-10	RI-TP-6 (5.5-7.5)	SOIL	BUFFALO, NY	01/26/18 11:32	01/26/18
L1803048-11	RI-TP-6 (9-11)	SOIL	BUFFALO, NY	01/26/18 11:38	01/26/18
L1803048-12	RI-TP-7 (4.5-6.5)	SOIL	BUFFALO, NY	01/26/18 12:18	01/26/18
L1803048-13	RI-TP-7 (8-10)	SOIL	BUFFALO, NY	01/26/18 12:22	01/26/18
L1803048-14	RI-TP-9 (6.5-8.5)	SOIL	BUFFALO, NY	01/26/18 14:23	01/26/18
L1803048-15	RI-TP-9 (10-12)	SOIL	BUFFALO, NY	01/26/18 14:30	01/26/18
L1803048-16	RI-TP-11 (6-8)	SOIL	BUFFALO, NY	01/26/18 13:27	01/26/18
L1803048-17	RI-TP-11 (12-14.5)	SOIL	BUFFALO, NY	01/26/18 13:33	01/26/18
L1803048-18	RI-TP-12 (5-7.0)	SOIL	BUFFALO, NY	01/26/18 12:57	01/26/18
L1803048-19	RI-TP-12 (7.0-9.0)	SOIL	BUFFALO, NY	01/26/18 13:03	01/26/18
L1803048-20	RI-TP-9 (6.5-8.5)	SOIL	BUFFALO, NY	01/26/18 14:23	01/29/18

Project Name: 1111 ELMWOOD AVE.
Project Number: 0369-018-001-003

Lab Number: L1803180
Report Date: 02/05/18

Alpha Sample ID	Client ID	Matrix	Sample Location	Collection Date/Time	Receive Date
L1803180-01	RI-TP-5 (0-2)	SOIL	BUFFALO, NY	01/29/18 11:06	01/29/18
L1803180-02	RI-TP-5 (8-10)	SOIL	BUFFALO, NY	01/29/18 11:13	01/29/18
L1803180-03	RI-TP-8 (3-5)	SOIL	BUFFALO, NY	01/29/18 10:17	01/29/18
L1803180-04	RI-TP-8 (13-15)	SOIL	BUFFALO, NY	01/29/18 10:25	01/29/18
L1803180-05	BLIND DUP #2	SOIL	BUFFALO, NY	01/29/18 12:00	01/29/18
L1803180-06	RI-TP-10 (6-8)	SOIL	BUFFALO, NY	01/29/18 09:08	01/29/18
L1803180-07	RI-TP-10 (10-12)	SOIL	BUFFALO, NY	01/29/18 09:40	01/29/18

Project Name: 1111 ELMWOOD AVE.
Project Number: 0369-018-001-001-002

Lab Number: L1804399
Report Date: 02/15/18

Alpha Sample ID	Client ID	Matrix	Sample Location	Collection Date/Time	Receive Date
L1804399-01	RI-MW-1	WATER	BUFFALO, NY	02/07/18 10:00	02/08/18
L1804399-02	RI-MW-2	WATER	BUFFALO, NY	02/07/18 08:55	02/08/18
L1804399-03	BLIND DUP	WATER	BUFFALO, NY	02/07/18 12:00	02/08/18
L1804399-04	RI-MW-3	WATER	BUFFALO, NY	02/07/18 09:15	02/08/18
L1804399-05	TRIP BLANK	WATER	BUFFALO, NY	02/07/18 00:00	02/08/18

Data Validation Services

120 Cobble Creek Road P.O. Box 208
North Creek, NY 12853

Phone 518-251-4429
harry@frontiernet.net

May 24, 2018

Chris Boron
Turnkey Environmental Restoration
2558 Hamburg Turnpike Suite 300
Buffalo, NY 14218

RE: Validation of the 1111 Elmwood Avenue Site Analytical Laboratory Data
Alpha Analytical SDG Nos. L1809325, L1809534, L1809716, L1809842, L1810252, L1810703, L1810895, L1811141, L1811302, L1811485, L1811487, L1813341, and L1813345
Data Usability Summary Report (DUSR)

Dear Mr. Boron:

Review has been completed for the data packages generated by Alpha Analytical that pertain to samples collected between 03/19/18 and 04/17/18 at the 1111 Elmwood Avenue site. Eighty one soil samples and four field duplicates were processed for TCL semivolatile and TAL metals. Five of those samples and one of the field duplicates were also processed for TCL pesticides. Three aqueous samples, an aqueous field duplicate, and a field blank were processed for perfluoroalkyl substances (PFAS) and 1,4-dioxane. Analytical methodologies utilized are USEPA SW846 and a USEPA modified method 537.

The data packages submitted by the laboratory contain full deliverables for validation, and this usability report is generated from review of the QC summary form information, with full review of sample raw data and limited review of associated QC raw data. The reported QC summary forms and sample raw data have been reviewed for application of validation qualifiers, with guidance from the USEPA national and regional validation documents, and in consideration for the specific requirements of the analytical methodology. The following items were reviewed:

* Data Completeness
* Case Narrative
* Custody Documentation
* Holding Times
* Surrogate and Internal Standard Recoveries
* Method/ Preparation/Trip Blanks
* Matrix Spike Recoveries/Duplicate Correlations
* Blind Field Duplicate Correlations
* Laboratory Control Sample (LCS)
* Instrumental Tunes
* Initial and Continuing Calibration Standards
* ICP Serial Dilution Evaluation
* Method Compliance
* Sample Result Verification

Those items listed above which show deficiencies are discussed within the text of this narrative. All of the other items were determined to be acceptable for the DUSR level review, as discussed in NYS DER-10 Appendix B Section 2.0 (c). Documentation of the outlying parameters cited in this report can be found in the laboratory data package.

In summary, results for the samples are usable either as reported or with minor qualification or edit, with the exception of the results for one semivolatile analyte each in two samples and three semivolatile anaytes in another sample, which are rejected, due to apparent matrix effects.

Data completeness, representativeness, reproducibility, sensitivity, comparability, and organic accuracy and precision are acceptable. The metals show evidence of potential matrix effects and/or non-homogeneous matrices. Accuracy and precision of 1,4-dioxane was not evaluated.

Validation qualifier definitions and the client sample identification summaries are attached to this text. Also submitted are Alpha EQuIS EDDs with recommended qualifiers/edits applied in red.

Chain-of-Custody/Sample Receipt

Pesticide analyses of two samples were requested after laboratory receipt.

Scratchouts should have been dated and initialed. The final relinquish entries were omitted from the custody form associated with the samples recollected on 04/17/18

Blind Field Duplicate

The blind field duplicate evaluations of B-8, B-13, B-30, and B-50 show correlations within validation guidelines. The field duplicate that was collected at location SW-24 is not applicable, as that location was resampled following additional excavation.

TCL Semivolatiles and 1,4-Dioxane Analyses by EPA8270D

The detections of bis(2-ethylhexyl)phthalate in SW-24R and SW-26R are considered external contamination and edited to reflect non-detection due to presence in the associated method blank.

The matrix spike evaluations were performed on B-9, B-15, B-31, B-32, and SW-25. 3,3'-Dichlorobenzidine failed to recovery in a matrix spike of B-9, 2,4-dinitrophenol failed to recovery in a matrix spike of B-32, and hexachlorocyclopentadiene, 2,4-dinitrophenol, and 4,6-dinitro-2-methyl-phenol failed to recover in a matrix spike of B-15. Results for those analytes are rejected and not usable in those specified parent samples.

Other recoveries and duplicate correlations are within laboratory acceptance ranges, with the following exceptions, results for which are qualified as estimated in the indicate parent sample:

Parent Sample	Analyte	Outlying % Recoveries	Outlying %RPD
B-9	atrazine	36	89
	4-chloroaniline	39,28	
	3-nitroaniline	21	110
SW-25	fluoranthene	200	58
	phenanthrene	180	53
	pyrene	170	52

It is noted that the laboratory utilized as set acceptance range of 40% to 140% for most compounds,

rather than establishing compound-specific acceptance ranges.

Calibration standards show responses within validation action levels, with the following exceptions, the results for which are qualified as estimated in the indicated associated samples:

- n-Nitroso-di-n-propylamine (22%D) in B-9
- Pentachlorophenol (21%D and 24%D) in B-5, SW-5, B-6, SW-6, B-7, B-8, BLIND-DUP #1, B-10, SW-21, SW-22, SW-23, SW-25, BLINDDUP #4, SW-27, SW-28, SW-29, SW-30, SW-31,SW-32, and in all samples reported in SDG L1813345

Holding times were met, and blanks show no contamination. Surrogate and internal standard responses are acceptable.

TCL Pesticide Analyses by EPA 8081B

The pesticide matrix spikes of B-9 show recoveries and duplicate correlations within the acceptance ranges used by the laboratory.

Holding times were met, surrogate standards are within validation guidelines, and blanks show no contamination affecting reported results. Calibration standards are compliant.

TAL Metals Analyses by EPA 6010C, and 7471B

The results for mercury in B-18 and B-19 are considered external contamination and edited to reflect non-detection due to low level presence in the associated method blank.

The ICP serial dilution evaluations of B-9, B-15, B-18, B-31, and SW-32 show acceptable correlations, with the following exceptions. The detected results for those elements in the indicated parent sample have been qualified as estimated, with a possible low bias, due to matrix interferences:

Parent Sample	Element	%Difference
B-18	calcium	16
	iron	18
	manganese	16
B-15	aluminum	32
	barium	32
	calcium	35
	iron	41
	manganese	38
B-31	aluminum	31
	barium	31
	calcium	38
	iron	46
	magnesium	40
	manganese	39
SW-32	magnesium	20

Matrix spikes/duplicates were performed on B-9, B-15, B-18, B-31, and SW-32, and for mercury on B-1, B-5, B-25R, and B-23, and show recoveries and correlations within validation guidelines, with the following exceptions, results for which are qualified as estimated in the indicated parent samples:

Parent Sample	Element	Outlying % Recoveries
B-9	antimony	54,53
	selenium	70,60
	thallium	63,58
	mercury	143,143
B-5	mercury	129
B-18	antimony	72
	nickel	73
	zinc	73
B-15	potassium	130,140
	thallium	71,74
B-31	antimony	58,57
	arsenic	74,71
	barium	70,67
	beryllium	69,69
	cadmium	64,62
	chromium	68,69
	cobalt	61,59
	copper	67,69
	lead	59,54
	mercury	130,139
	nickel	51,57
	selenium	67,69
	thallium	56,56
	vanadium	73,74
	zinc	66,67
SW-32	antimony	71,74
	potassium	223,147
	thallium	62,61
B-25R	mercury	153

Results for mercury in all samples reported in SDG L1809325 except B-1 are qualified as estimated due to a slightly low recovery (79%) in the associated calibration standard (CCV). Although the CCV was successfully reanalyzed, the samples were not.

Due to low recoveries (most between 60% and 70%) in the associated low level calibration standard (CRI), the results for arsenic, cadmium, cobalt, lead, nickel, selenium, and thallium are qualified as estimated in the samples reported in DG L1810703.

PFAS by Modified EPA Method 537

PFAS compounds are identified by their common acronyms in this report. The EDDs and data package report forms reference both the technical names and the acronyms.

The result for FOSA in RI-MW-2 is rejected and not usable due to very low recovery (6.5%) in the associated isotopic standard.

Other isotopic internal/surrogate standard outlying recoveries were observed. Although the sample matrix is typically the reason for those outlying responses, it is observed that the field blank and the laboratory blank, and the laboratory controls (which have no matrix) also show outlying responses. The results of the following associated target analytes have been qualified as estimated in value:

- PFBA, PFOA, PFOS, and PFDA in all samples and the field blank
- FOSA in RI-MW-1, RI-MW-3, and the field blank
- PFTA in RI-MW-1 and RI-MW-2
- NETFOSAA in RI-MW-3

A matrix spike was performed on RI-MW-1 and a laboratory duplicate was performed on RW-MW-2. Recoveries and correlations are within laboratory acceptance ranges.

Blanks show no contamination.

Please do not hesitate to contact me if questions or comments arise during your review of this report.

Very truly yours,

Judy Harry

Attachments: Validation Qualifier Definitions
Sample Identifications
Qualified Laboratory EQuIS EDDs

VALIDATION DATA QUALIFIER DEFINITIONS

U	The analyte was analyzed for, but was not detected above the level of the associated reported quantitation limit.
J	The analyte was positively identified; the associated numerical value is an approximate concentration of the analyte in the sample.
J-	The analyte was positively identified; the associated numerical value is an estimated quantity that may be biased low.
J+	The analyte was positively identified; the associated numerical value is an estimated quantity that may be biased high.
UJ	The analyte was analyzed for, but was not detected. The associated reported quantitation limit is approximate and may be inaccurate or imprecise.
NJ	The detection is tentative in identification and estimated in value. Although there is presumptive evidence of the analyte, the result should be used with caution as a potential false positive and/or elevated quantitative value.
R	The data are unusable. The sample results are rejected due to serious deficiencies in meeting Quality Control limits. The analyte may or may not be present.
EMPC	The results do not meet all criteria for a confirmed identification. The quantitative value represents the Estimated Maximum Possible Concentration of the analyte in the sample.

Client and Laboratory Sample IDs

Project Name: 1111 ELMWOOD AVE.
Project Number: B0369-018-001-004-00

Lab Number: L1809325
Report Date: 03/26/18

Alpha Sample ID	Client ID	Matrix	Sample Location	Collection Date/Time	Receive Date
L1809325-01	B-1	SOIL	BUFFALO, NY	03/19/18 09:49	03/19/18
L1809325-02	B-2	SOIL	BUFFALO, NY	03/19/18 11:05	03/19/18
L1809325-03	B-3	SOIL	BUFFALO, NY	03/19/18 12:42	03/19/18
L1809325-04	B-4	SOIL	BUFFALO, NY	03/19/18 14:33	03/19/18
L1809325-05	SW-1	SOIL	BUFFALO, NY	03/19/18 09:55	03/19/18
L1809325-06	SW-2	SOIL	BUFFALO, NY	03/19/18 11:00	03/19/18
L1809325-07	SW-3	SOIL	BUFFALO, NY	03/19/18 12:37	03/19/18
L1809325-08	SW-4	SOIL	BUFFALO, NY	03/19/18 13:20	03/19/18

Project Name: 1111 ELMWOOD
Project Number: B0369-018-004-002

Lab Number: L1809534
Report Date: 03/28/18

Alpha Sample ID	Client ID	Matrix	Sample Location	Collection Date/Time	Receive Date
L1809534-01	B-5	SOIL	BUFFALO, NY	03/20/18 08:49	03/20/18
L1809534-02	SW-5	SOIL	BUFFALO, NY	03/20/18 08:56	03/20/18
L1809534-03	B-6	SOIL	BUFFALO, NY	03/20/18 09:17	03/20/18
L1809534-04	SW-6	SOIL	BUFFALO, NY	03/20/18 11:46	03/20/18
L1809534-05	B-7	SOIL	BUFFALO, NY	03/20/18 10:49	03/20/18
L1809534-06	B-8	SOIL	BUFFALO, NY	03/20/18 12:27	03/20/18
L1809534-07	BLIND DUP #1	SOIL	BUFFALO, NY	03/20/18 12:00	03/20/18
L1809534-08	B-9	SOIL	BUFFALO, NY	03/20/18 14:28	03/20/18
L1809534-09	B-10	SOIL	BUFFALO, NY	03/20/18 14:36	03/20/18

Project Name: 1111 ELMWOOD
Project Number: B0369-018-004-002

Lab Number: L1809716
Report Date: 03/27/18

Alpha Sample ID	Client ID	Matrix	Sample Location	Collection Date/Time	Receive Date
L1809716-01	SW-7	SOIL	BUFFALO, NY	03/21/18 09:30	03/21/18
L1809716-02	SW-8	SOIL	BUFFALO, NY	03/21/18 10:21	03/21/18
L1809716-03	SW-9	SOIL	BUFFALO, NY	03/21/18 11:38	03/21/18
L1809716-04	B-11	SOIL	BUFFALO, NY	03/21/18 09:10	03/21/18
L1809716-05	B-12	SOIL	BUFFALO, NY	03/21/18 11:30	03/21/18

Project Name: 1111 ELMWOOD AVE.
Project Number: B0369-018-001-004-00

Lab Number: L1809842
Report Date: 04/04/18

Alpha Sample ID	Client ID	Matrix	Sample Location	Collection Date/Time	Receive Date
L1809842-01	RI-MW-1	WATER	BUFFALO, NY	03/22/18 09:30	03/22/18
L1809842-02	RI-MW-2	WATER	BUFFALO, NY	03/22/18 09:02	03/22/18
L1809842-03	RI-MW-3	WATER	BUFFALO, NY	03/22/18 10:05	03/22/18
L1809842-04	FIELD BLANK	WATER	BUFFALO, NY	03/22/18 10:30	03/22/18

Project Name: 1111 ELMWOOD AVE.
Project Number: B0369-018-001-004-00

Lab Number: L1810252
Report Date: 04/03/18

Alpha Sample ID	Client ID	Matrix	Sample Location	Collection Date/Time	Receive Date
L1810252-01	B-13	SOIL	BUFFALO	03/26/18 08:38	03/26/18
L1810252-02	BLIND DUP #2	SOIL	BUFFALO	03/26/18 08:48	03/26/18
L1810252-03	B-14	SOIL	BUFFALO	03/26/18 08:45	03/26/18
L1810252-04	B-15	SOIL	BUFFALO	03/26/18 10:34	03/26/18
L1810252-05	SW-10	SOIL	BUFFALO	03/26/18 12:59	03/26/18
L1810252-06	B-16	SOIL	BUFFALO	03/26/18 11:15	03/26/18
L1810252-07	B-17	SOIL	BUFFALO	03/26/18 15:10	03/26/18
L1810252-08	B-18	SOIL	BUFFALO	03/27/18 09:48	03/27/18
L1810252-09	B-19	SOIL	BUFFALO	03/27/18 15:20	03/27/18

Project Name: 1111 ELMWOOD AVE.
Project Number: B0369-018-001-002

Lab Number: L1810703
Report Date: 04/04/18

Alpha Sample ID	Client ID	Matrix	Sample Location	Collection Date/Time	Receive Date
L1810703-01	B-20	SOIL	BUFFALO, NY	03/28/18 11:15	03/28/18
L1810703-02	B-21	SOIL	BUFFALO, NY	03/28/18 14:12	03/28/18
L1810703-03	B-22	SOIL	BUFFALO, NY	03/28/18 15:12	03/28/18
L1810703-04	SW-11	SOIL	BUFFALO, NY	03/28/18 11:42	03/28/18
L1810703-05	SW-12	SOIL	BUFFALO, NY	03/28/18 14:08	03/28/18

Project Name: 1111 ELMWOOD AVE.
Project Number: B039-018-001-004-002

Lab Number: L1810895
Report Date: 04/05/18

Alpha Sample ID	Client ID	Matrix	Sample Location	Collection Date/Time	Receive Date
L1810895-01	B-23	SOIL	BUFFALO, NY	03/29/18 10:45	03/29/18
L1810895-02	B-24	SOIL	BUFFALO, NY	03/29/18 10:49	03/29/18
L1810895-03	B-25	SOIL	BUFFALO, NY	03/29/18 12:06	03/29/18
L1810895-04	B-26	SOIL	BUFFALO, NY	03/29/18 12:12	03/29/18
L1810895-05	B-27	SOIL	BUFFALO, NY	03/29/18 13:20	03/29/18
L1810895-06	B-28	SOIL	BUFFALO, NY	03/29/18 13:47	03/29/18
L1810895-07	SW-13	SOIL	BUFFALO, NY	03/29/18 11:06	03/29/18
L1810895-08	SW-14	SOIL	BUFFALO, NY	03/29/18 13:25	03/29/18
L1810895-09	SW-15	SOIL	BUFFALO, NY	03/29/18 14:10	03/29/18

Project Name: 1111 ELMWOOD AVE.
Project Number: B0369-018-004-002

Lab Number: L1811141
Report Date: 04/06/18

Alpha Sample ID	Client ID	Matrix	Sample Location	Collection Date/Time	Receive Date
L1811141-01	B-29	SOIL	BUFFALO	03/30/18 08:25	03/30/18
L1811141-02	B-30	SOIL	BUFFALO	03/30/18 09:04	03/30/18
L1811141-03	BLIND DUP #3	SOIL	BUFFALO	03/30/18 12:00	03/30/18
L1811141-04	B-31	SOIL	BUFFALO	03/30/18 10:34	03/30/18
L1811141-05	B-32	SOIL	BUFFALO	03/30/18 11:28	03/30/18
L1811141-06	B-33	SOIL	BUFFALO	03/30/18 13:43	03/30/18

Project Name: 1111 ELMWOOD
Project Number: 0369-018-001-004-002

Lab Number: L1811302
Report Date: 04/09/18

Alpha Sample ID	Client ID	Matrix	Sample Location	Collection Date/Time	Receive Date
L1811302-01	B-34	SOIL	BUFFALO	04/02/18 09:19	04/02/18
L1811302-02	B-35	SOIL	BUFFALO	04/02/18 11:29	04/02/18
L1811302-03	B-36	SOIL	BUFFALO	04/02/18 12:15	04/02/18
L1811302-04	B-37	SOIL	BUFFALO	04/02/18 12:20	04/02/18
L1811302-05	B-38	SOIL	BUFFALO	04/02/18 13:17	04/02/18
L1811302-06	B-39	SOIL	BUFFALO	04/02/18 15:33	04/02/18
L1811302-07	B-40	SOIL	BUFFALO	04/02/18 15:36	04/02/18
L1811302-08	B-41	SOIL	BUFFALO	04/02/18 15:40	04/02/18
L1811302-09	SW-16	SOIL	BUFFALO	04/02/18 13:53	04/02/18
L1811302-10	SW-17	SOIL	BUFFALO	04/02/18 13:55	04/02/18
L1811302-11	SW-18	SOIL	BUFFALO	04/02/18 14:00	04/02/18
L1811302-12	SW-19	SOIL	BUFFALO	04/02/18 14:02	04/02/18
L1811302-13	SW-20	SOIL	BUFFALO	04/02/18 15:29	04/02/18

Project Name: 1111 ELMWOOD AVE.
Project Number: 0369-018-001-004-002

Lab Number: L1811485
Report Date: 04/06/18

Alpha Sample ID	Client ID	Matrix	Sample Location	Collection Date/Time	Receive Date
L1811485-01	SW-21	SOIL	BUFFALO	04/03/18 10:25	04/03/18
L1811485-02	SW-22	SOIL	BUFFALO	04/03/18 10:30	04/03/18
L1811485-03	SW-23	SOIL	BUFFALO	04/03/18 10:33	04/03/18
L1811485-04	SW-24	SOIL	BUFFALO	04/03/18 10:41	04/03/18
L1811485-05	BLINDDUP #4	SOIL	BUFFALO	04/03/18 12:00	04/03/18
L1811485-06	SW-25	SOIL	BUFFALO	04/03/18 10:45	04/03/18
L1811485-07	SW-26	SOIL	BUFFALO	04/03/18 11:00	04/03/18
L1811485-08	SW-27	SOIL	BUFFALO	04/03/18 12:17	04/03/18
L1811485-09	SW-28	SOIL	BUFFALO	04/03/18 12:20	04/03/18
L1811485-10	SW-29	SOIL	BUFFALO	04/03/18 12:25	04/03/18
L1811485-11	SW-30	SOIL	BUFFALO	04/03/18 12:27	04/03/18
L1811485-12	SW-31	SOIL	BUFFALO	04/03/18 15:35	04/03/18
L1811485-13	SW-32	SOIL	BUFFALO	04/03/18 15:40	04/03/18

Project Name: 1111 ELMWOOD
Project Number: 0369-018-001-009-002

Lab Number: L1811487
Report Date: 04/10/18

Alpha Sample ID	Client ID	Matrix	Sample Location	Collection Date/Time	Receive Date
L1811487-01	B-42	SOIL	BUFFALO, NY	04/03/18 11:06	04/03/18
L1811487-02	B-43	SOIL	BUFFALO, NY	04/03/18 11:08	04/03/18
L1811487-03	B-44	SOIL	BUFFALO, NY	04/03/18 11:20	04/03/18
L1811487-04	B-45	SOIL	BUFFALO, NY	04/03/18 11:37	04/03/18
L1811487-05	B-46	SOIL	BUFFALO, NY	04/03/18 11:39	04/03/18
L1811487-06	B-47	SOIL	BUFFALO, NY	04/03/18 11:41	04/03/18
L1811487-07	B-48	SOIL	BUFFALO, NY	04/03/18 12:39	04/03/18
L1811487-08	B-49	SOIL	BUFFALO, NY	04/03/18 12:39	04/03/18
L1811487-09	B-50	SOIL	BUFFALO, NY	04/03/18 15:30	04/03/18
L1811487-10	BLINDDUP #5	SOIL	BUFFALO, NY	04/03/18 16:00	04/03/18

Project Name: 1111 ELMWOOD AVE.
Project Number: B0369-018-001-009

Lab Number: L1813345
Report Date: 04/23/18

Alpha Sample ID	Client ID	Matrix	Sample Location	Collection Date/Time	Receive Date
L1813345-01	SW-24R	SOIL	BUFFALO, NY	04/17/18 13:30	04/17/18
L1813345-02	SW-25R	SOIL	BUFFALO, NY	04/17/18 13:35	04/17/18
L1813345-03	SW-26R	SOIL	BUFFALO, NY	04/17/18 13:40	04/17/18

Project Name: 1111 ELMWOOD AVE.
Project Number: B0369-018-001-009

Lab Number: L1813341
Report Date: 04/19/18

Alpha Sample ID	Client ID	Matrix	Sample Location	Collection Date/Time	Receive Date
L1813341-01	B-25R	SOIL	BUFFALO, NY	04/17/18 10:02	04/17/18
L1813341-02	B-34R	SOIL	BUFFALO, NY	04/17/18 13:01	04/17/18
L1813341-03	B-42R	SOIL	BUFFALO, NY	04/17/18 13:10	04/17/18
L1813341-04	B-43R	SOIL	BUFFALO, NY	04/17/18 13:18	04/17/18

APPENDIX G

NYSDEC LANDFILL APPROVALS

NEW YORK STATE DEPARTMENT OF ENVIRONMENTAL CONSERVATION

Division of Materials Management, Region 9
270 Michigan Avenue, Buffalo, NY 14203-2915
P: (716) 851-7220 I F: (716) 851-7226
www.dec.ny.gov

February 26, 2018

Mr. Nicholas Morreale
EnSol, Inc.
661 Main Street
Niagara Falls, New York 14301

Dear Mr. Morreale:

Town of Tonawanda Landfill, #15S29
Alternate Grading Material (AGM) Request
1111 Elmwood Avenue Site
Waste Approval #18-3514-09T

This is in response to your letter dated February 12, 2018 requesting approval to accept non-hazardous soil generated at the above referenced site located at 1111 Elmwood Avenue in Buffalo, New York. The material is proposed for use as AGM at the Town of Tonawanda landfill and you have estimated that 3,000 tons will be delivered to the landfill.

Your letter provided analytical data for the soil to be removed from this site. I have reviewed the information provided in your letter and the Department hereby approves this material to be accepted at the Town of Tonawanda landfill for use as alternate grading material. Placement and handling of the material must be in accordance with the Operations and Maintenance Manual, revised May 2001, prepared by EnSol, Inc.

Additionally, the Department's approval for the use of the above referenced material as AGM at the Town of Tonawanda landfill does not relieve the Town from having to comply with any other applicable local, state and/or federal requirements.

If you have any questions regarding this matter, please call me at 851-7220.

Sincerely,

Beverly Lewinski
Assistant Environmental Engineer

BL:dcg
Profile 18-3514-09T

Enclosure

ecc: Mr. Robert Morris, Town of Tonawanda
Peter Grasso, P.E., Regional Materials Management Engineer

NEW YORK STATE DEPARTMENT OF ENVIRONMENTAL CONSERVATION

Division of Materials Management, Region 9
270 Michigan Avenue, Buffalo, NY 14203-2915
P: (716) 851-7220 I F: (716) 851-7226
www.dec.ny.gov

March 22, 2018

Mr. Nicholas Morreale
EnSol, Inc.
661 Main Street
Niagara Falls, New York 14301

Dear Mr. Morreale:

Town of Tonawanda Landfill, #15S29
Alternate Grading Material (AGM) Request
1111 Elmwood Avenue Site
Waste Approval #18-3514-09T

This is in response to your letter dated March 21, 2018 requesting approval to accept non-hazardous soil generated at the above referenced site located at 1111 Elmwood Avenue in Buffalo, New York. The material is proposed for use as AGM at the Town of Tonawanda landfill and you have estimated that an additional 2,000 tons will be delivered to the landfill. This makes for a total of 5,000 tons approved under this profile to date.

Your letter provided analytical data for the soil to be removed from this site. I have reviewed the information provided in your letter and the Department hereby approves this material to be accepted at the Town of Tonawanda landfill for use as alternate grading material. Placement and handling of the material must be in accordance with the Operations and Maintenance Manual, revised May 2001, prepared by EnSol, Inc.

Additionally, the Department's approval for the use of the above referenced material as AGM at the Town of Tonawanda landfill does not relieve the Town from having to comply with any other applicable local, state and/or federal requirements.

If you have any questions regarding this matter, please call me at 851-7220.

Sincerely,

Beverly Lewinski
Assistant Environmental Engineer

NEW YORK STATE OF OPPORTUNITY | Department of Environmental Conservation

ecc: Mr. Robert Morris, Town of Tonawanda
Peter Grasso, P.E., Regional Materials Management Engineer

NEW YORK STATE DEPARTMENT OF ENVIRONMENTAL CONSERVATION

Division of Materials Management, Region 9
270 Michigan Avenue, Buffalo, NY 14203-2915
P: (716) 851-7220 | F: (716) 851-7226
www.dec.ny.gov

March 22, 2018

Mr. Nicholas Morreale
EnSol, Inc.
661 Main Street
Niagara Falls, New York 14301

Dear Mr. Morreale:

Town of Tonawanda Landfill, #15S29
Alternate Grading Material (AGM) Request
1111 Elmwood Avenue Site
Waste Approval #18-3514-09T

This is in response to your letter dated March 22, 2018 requesting approval to accept non-hazardous soil generated at the above referenced site located at 1111 Elmwood Avenue in Buffalo, New York. The material is proposed for use as AGM at the Town of Tonawanda landfill and you have estimated that an additional 2,000 tons will be delivered to the landfill. This makes for a total of 7,000 tons approved under this profile to date.

Your letter provided analytical data for the soil to be removed from this site. I have reviewed the information provided in your letter and the Department hereby approves this material to be accepted at the Town of Tonawanda landfill for use as alternate grading material. Placement and handling of the material must be in accordance with the Operations and Maintenance Manual, revised May 2001, prepared by EnSol, Inc.

Additionally, the Department's approval for the use of the above referenced material as AGM at the Town of Tonawanda landfill does not relieve the Town from having to comply with any other applicable local, state and/or federal requirements.

If you have any questions regarding this matter, please call me at 851-7220.

Sincerely,

Beverly Lewinski
Assistant Environmental Engineer

NEW YORK STATE OF OPPORTUNITY | Department of Environmental Conservation

ecc: Mr. Robert Morris, Town of Tonawanda
Peter Grasso, P.E., Regional Materials Management Engineer

NEW YORK STATE DEPARTMENT OF ENVIRONMENTAL CONSERVATION

Division of Materials Management, Region 9
270 Michigan Avenue, Buffalo, NY 14203-2915
P: (716) 851-7220 I F: (716) 851-7226
www.dec.ny.gov

March 30, 2018

Mr. Nicholas Morreale
EnSol, Inc.
661 Main Street
Niagara Falls, New York 14301

Dear Mr. Morreale:

Town of Tonawanda Landfill, #15S29
Alternate Grading Material (AGM) Request
1111 Elmwood Avenue Site
Waste Approval #18-3514-09T

This is in response to your letter dated March 26, 2018 requesting approval to accept non-hazardous soil generated at the above referenced site located at 1111 Elmwood Avenue in Buffalo, New York. The material is proposed for use as AGM at the Town of Tonawanda landfill and you have estimated that an additional 2,000 tons will be delivered to the landfill. This makes for a total of 9,000 tons approved under this profile to date.

Your letter provided analytical data for the soil to be removed from this site. I have reviewed the information provided in your letter and the Department hereby approves this material to be accepted at the Town of Tonawanda landfill for use as alternate grading material. Placement and handling of the material must be in accordance with the Operations and Maintenance Manual, revised May 2001, prepared by EnSol, Inc.

Additionally, the Department's approval for the use of the above referenced material as AGM at the Town of Tonawanda landfill does not relieve the Town from having to comply with any other applicable local, state and/or federal requirements.

If you have any questions regarding this matter, please call me at 851-7220.

Sincerely,

Beverly Lewinski
Assistant Environmental Engineer

NEW YORK STATE OF OPPORTUNITY | Department of Environmental Conservation

ecc: Mr. Robert Morris, Town of Tonawanda
Peter Grasso, P.E., Regional Materials Management Engineer

APPENDIX H

SOIL/FILL LANDFILL DISPOSAL TONNAGE SUMMARY

EnSol, Inc.
Environmental Solutions
Professional Engineering · Business Consulting

661 Main Street
Niagara Falls, NY 14301
Ph (716) 285-3920 · Fx (716) 285-3928
E-Mail jbattaglia@ensolinc.com

Manifest Invoicing

Project No: 18-3514-09T

Customer Name:
Michael Serafini, Inc.

Address: 3529 Broadway
City: Cheektowaga
State New York **Zip:** 14227

Generator Name:
Affinity Elmwood Gateway Properties, LLC

Address: 105 Affinity Lane
City: Buffalo
State NY **Zip:** 14215

Location Name :
1111 Elmwood Avenue Site

Address: 1111 Elmwood Avenue
City: Buffalo
State NY **Zip:** 1422

Manifest No	TicketDate	Trucker Ticket Number	Weight Ticket Number	TruckID	Actual Tonnage	Minimum Tonnage	Billable Tonnage:	Liners Used	Trucker Wait Time
445798	3/19/2018		72185	53	18.37	0	18.37	0	
445799	3/19/2018		72186	52	18.89	0	18.89	0	
445800	3/19/2018		72190	105	18.37	0	18.37	0	
445801	3/19/2018		72192	107	16.18	0	16.18	0	
445802	3/19/2018		72198	102	17.80	0	17.80	0	
445803	3/19/2018		72201	106	19.10	0	19.10	0	
445804	3/19/2018		72199	109	20.27	0	20.27	0	
445805	3/19/2018		72202	53	20.48	0	20.48	0	
445806	3/19/2018		72208	88	18.75	0	18.75	0	
445807	3/19/2018		72221	52	15.03	0	15.03	0	
445808	3/19/2018		72212	107	15.99	0	15.99	0	
445809	3/19/2018		72213	105	17.64	0	17.64	0	
445810	3/19/2018		72214	53	19.01	0	19.01	0	
445811	3/19/2018		72215	109	19.19	0	19.19	0	
445812	3/19/2018		72220	106	15.85	0	15.85	0	

EnSol, Inc.
Environmental Solutions
Professional Engineering · Business Consulting

661 Main Street
Niagara Falls, NY 14301
Ph (716) 285-3920 · Fx (716) 285-3928
E-Mail jbattaglia@ensolinc.com

Manifest Invoicing

Project No: 18-3514-09T

Customer Name:
Michael Serafini, Inc.

Address: 3529 Broadway
City: Cheektowaga
State New York **Zip:** 14227

Generator Name:
Affinity Elmwood Gateway Properties, LLC

Address: 105 Affinity Lane
City: Buffalo
State NY **Zip:** 14215

Location Name :
1111 Elmwood Avenue Site

Address: 1111 Elmwood Avenue
City: Buffalo
State NY **Zip:** 1422

Manifest No	TicketDate	Trucker Ticket Number	Weight Ticket Number	TruckID	Actual Tonnage	Minimum Tonnage	Billable Tonnage:	Liners Used	Trucker Wait Time
445813	3/19/2018		72225	52	19.88	0	19.88	0	
445814	3/19/2018		72230	107	17.33	0	17.33	0	
445815	3/19/2018		72226	105	18.11	0	18.11	0	
445816	3/19/2018		72229	53	20.65	0	20.65	0	
445817	3/19/2018		72232	110	22.63	0	22.63	0	
445818	3/19/2018		72234	109	21.93	0	21.93	0	
445819	3/19/2018		72236	103	17.66	0	17.66	0	
445820	3/19/2018		72238	106	18.30	0	18.30	0	
445821	3/19/2018		72246	52	20.82	0	20.82	0	
445822	3/19/2018		72245	105	19.02	0	19.02	0	
445823	3/19/2018		72248	110	23.56	0	23.56	0	
445824	3/19/2018		72247	107	18.14	0	18.14	0	
445825	3/19/2018		72249	109	24.27	0	24.27	0	
445826	3/19/2018		72251	53	16.44	0	16.44	0	
445827	3/19/2018		72257	103	14.87	0	14.87	0	

EnSol, Inc.
Environmental Solutions
Professional Engineering · Business Consulting

661 Main Street
Niagara Falls, NY 14301
Ph (716) 285-3920 · Fx (716) 285-3928
E-Mail jbattaglia@ensolinc.com

Manifest Invoicing

Project No: 18-3514-09T

Customer Name:
Michael Serafini, Inc.

Address: 3529 Broadway
City: Cheektowaga
State New York **Zip:** 14227

Generator Name:
Affinity Elmwood Gateway Properties, LLC

Address: 105 Affinity Lane
City: Buffalo
State NY **Zip:** 14215

Location Name :
1111 Elmwood Avenue Site

Address: 1111 Elmwood Avenue
City: Buffalo
State NY **Zip:** 1422

Manifest No	TicketDate	Trucker Ticket Number	Weight Ticket Number	TruckID	Actual Tonnage	Minimum Tonnage	Billable Tonnage:	Liners Used	Trucker Wait Time
445828	3/19/2018		72259	106	17.17	0	17.17	0	
445829	3/19/2018		72253	88	20.12	0	20.12	0	
445830	3/19/2018		72264	52	18.61	0	18.61	0	
445831	3/19/2018		72265	107	17.12	0	17.12	0	
445832	3/19/2018		72268	105	18.29	0	18.29	0	
445833	3/19/2018		72269	110	20.99	0	20.99	0	
445834	3/19/2018		72271	109	19.04	0	19.04	0	
445835	3/19/2018		72270	53	20.23	0	20.23	0	
445836	3/19/2018		72278	103	17.22	0	17.22	0	
445837	3/19/2018		72277	88	23.25	0	23.25	0	
445838	3/20/2018		72290	102	16.10	0	16.10	0	
445839	3/20/2018		72296	103	18.06	0	18.06	0	
445840	3/20/2018		72298	87	20.17	0	20.17	0	
445841	3/20/2018		72299	105	16.90	0	16.90	0	
445842	3/20/2018		72300	109	17.98	0	17.98	0	

EnSol, Inc.
Environmental Solutions
Professional Engineering · Business Consulting

661 Main Street
Niagara Falls, NY 14301
Ph (716) 285-3920 · Fx (716) 285-3928
E-Mail jbattaglia@ensolinc.com

Manifest Invoicing

Project No: 18-3514-09T

Customer Name:
Michael Serafini, Inc.

Address: 3529 Broadway
City: Cheektowaga
State New York **Zip:** 14227

Generator Name:
Affinity Elmwood Gateway Properties, LLC

Address: 105 Affinity Lane
City: Buffalo
State NY **Zip:** 14215

Location Name :
1111 Elmwood Avenue Site

Address: 1111 Elmwood Avenue
City: Buffalo
State NY **Zip:** 1422

Manifest No	TicketDate	Trucker Ticket Number	Weight Ticket Number	TruckID	Actual Tonnage	Minimum Tonnage	Billable Tonnage:	Liners Used	Trucker Wait Time
445843	3/20/2018		72301	110	18.81	0	18.81	0	
445844	3/20/2018		72302	52	19.35	0	19.35	0	
445845	3/20/2018		72303	106	14.65	0	14.65	0	
445846	3/20/2018		72305	102	19.04	0	19.04	0	
445847	3/20/2018		72306	107	16.53	0	16.53	0	
445848	3/20/2018		72309	51	16.33	0	16.33	0	
445849	3/20/2018		72311	103	18.39	0	18.39	0	
445850	3/20/2018		72314	105	20.40	0	20.40	0	
445851	3/20/2018		72315	109	17.41	0	17.41	0	
445852	3/20/2018		72318	87	18.91	0	18.91	0	
445853	3/20/2018		72319	52	18.97	0	18.97	0	
445854	3/20/2018		72321	106	16.33	0	16.33	0	
445855	3/20/2018		72322	82	19.25	0	19.25	0	
445856	3/20/2018		72323	102	18.17	0	18.17	0	
445857	3/20/2018		72326	107	15.96	0	15.96	0	

EnSol, Inc.
Environmental Solutions
Professional Engineering · Business Consulting

661 Main Street
Niagara Falls, NY 14301
Ph (716) 285-3920 · Fx (716) 285-3928
E-Mail jbattaglia@ensolinc.com

Manifest Invoicing

Project No: 18-3514-09T

Customer Name:
Michael Serafini, Inc.

Address: 3529 Broadway
City: Cheektowaga
State New York **Zip:** 14227

Generator Name:
Affinity Elmwood Gateway Properties, LLC

Address: 105 Affinity Lane
City: Buffalo
State NY **Zip:** 14215

Location Name :
1111 Elmwood Avenue Site

Address: 1111 Elmwood Avenue
City: Buffalo
State NY **Zip:** 1422

Manifest No	TicketDate	Trucker Ticket Number	Weight Ticket Number	TruckID	Actual Tonnage	Minimum Tonnage	Billable Tonnage:	Liners Used	Trucker Wait Time
445858	3/20/2018		72330	51	19.08	0	19.08	0	
445859	3/20/2018		72332	110	20.71	0	20.71	0	
445860	3/20/2018		72334	103	19.03	0	19.03	0	
445861	3/20/2018		72338	105	20.16	0	20.16	0	
445862	3/20/2018		72335	109	19.19	0	19.19	0	
445863	3/20/2018		72339	87	21.47	0	21.47	0	
445864	3/20/2018		72341	52	19.02	0	19.02	0	
445865	3/20/2018		72343	102	20.78	0	20.78	0	
445866	3/20/2018		72345	107	17.38	0	17.38	0	
445867	3/20/2018		72347	51	20.88	0	20.88	0	
445868	3/20/2018		72352	109	19.42	0	19.42	0	
445869	3/20/2018		72354	56	18.34	0	18.34	0	
445870	3/20/2018		72359	105	20.57	0	20.57	0	
445871	3/20/2018		72358	103	17.05	0	17.05	0	
445872	3/20/2018		72360	52	18.48	0	18.48	0	

EnSol, Inc.
Environmental Solutions
Professional Engineering · Business Consulting

661 Main Street
Niagara Falls, NY 14301
Ph (716) 285-3920 · Fx (716) 285-3928
E-Mail jbattaglia@ensolinc.com

Manifest Invoicing

Project No: 18-3514-09T

Customer Name:
Michael Serafini, Inc.

Address: 3529 Broadway
City: Cheektowaga
State New York **Zip:** 14227

Generator Name:
Affinity Elmwood Gateway Properties, LLC

Address: 105 Affinity Lane
City: Buffalo
State NY **Zip:** 14215

Location Name :
1111 Elmwood Avenue Site

Address: 1111 Elmwood Avenue
City: Buffalo
State NY **Zip:** 1422

Manifest No	TicketDate	Trucker Ticket Number	Weight Ticket Number	TruckID	Actual Tonnage	Minimum Tonnage	Billable Tonnage:	Liners Used	Trucker Wait Time
445873	3/20/2018		72362	87	21.49	0	21.49	0	
445874	3/20/2018		72364	102	19.11	0	19.11	0	
445875	3/20/2018		72365	107	17.21	0	17.21	0	
445876	3/20/2018		72367	51	19.71	0	19.71	0	
445877	3/20/2018		72371	109	19.95	0	19.95	0	
445878	3/20/2018		72373	110	23.78	0	23.78	0	
445879	3/20/2018		72374	88	17.66	0	17.66	0	
445880	3/20/2018		72375	56	21.10	0	21.10	0	
445881	3/20/2018		72376	103	20.76	0	20.76	0	
445882	3/20/2018		72379	87	21.91	0	21.91	0	
445883	3/20/2018		72377	52	21.62	0	21.62	0	
445884	3/20/2018		72381	102	18.82	0	18.82	0	
445885	3/20/2018		72382	107	17.94	0	17.94	0	
445886	3/20/2018		72384	51	18.79	0	18.79	0	
445887	3/20/2018		72389	109	22.53	0	22.53	0	

EnSol, Inc.
Environmental Solutions
Professional Engineering · Business Consulting

661 Main Street
Niagara Falls, NY 14301
Ph (716) 285-3920 · Fx (716) 285-3928
E-Mail jbattaglia@ensolinc.com

Manifest Invoicing

Project No: 18-3514-09T

Customer Name:
Michael Serafini, Inc.

Address: 3529 Broadway
City: Cheektowaga
State New York **Zip:** 14227

Generator Name:
Affinity Elmwood Gateway Properties, LLC

Address: 105 Affinity Lane
City: Buffalo
State NY **Zip:** 14215

Location Name :
1111 Elmwood Avenue Site

Address: 1111 Elmwood Avenue
City: Buffalo
State NY **Zip:** 1422

Manifest No	TicketDate	Trucker Ticket Number	Weight Ticket Number	TruckID	Actual Tonnage	Minimum Tonnage	Billable Tonnage:	Liners Used	Trucker Wait Time
445888	3/20/2018		72387	82	22.28	0	22.28	0	
445889	3/20/2018		72390	110	24.02	0	24.02	0	
445890	3/20/2018		72393	53	21.57	0	21.57	0	
445891	3/20/2018		72394	105	20.20	0	20.20	0	
445892	3/20/2018		72396	88	22.39	0	22.39	0	
445893	3/20/2018		72398	56	21.41	0	21.41	0	
445894	3/20/2018		72403	103	19.06	0	19.06	0	
445895	3/20/2018		72402	52	22.16	0	22.16	0	
445896	3/20/2018		72406	87	23.33	0	23.33	0	
445897	3/20/2018		72408	102	19.58	0	19.58	0	
445898	3/20/2018		72412	107	18.77	0	18.77	0	
445899	3/20/2018		72409	51	19.68	0	19.68	0	
445900	3/20/2018		72413	110	26.45	0	26.45	0	
445901	3/20/2018		72414	109	19.02	0	19.02	0	
445902	3/21/2018		72415	82	25.35	0	25.35	0	

EnSol, Inc.
Environmental Solutions
Professional Engineering · Business Consulting

661 Main Street
Niagara Falls, NY 14301
Ph (716) 285-3920 · Fx (716) 285-3928
E-Mail jbattaglia@ensolinc.com

Manifest Invoicing

Project No: 18-3514-09T

Customer Name:
Michael Serafini, Inc.

Address: 3529 Broadway
City: Cheektowaga
State New York **Zip:** 14227

Generator Name:
Affinity Elmwood Gateway Properties, LLC

Address: 105 Affinity Lane
City: Buffalo
State NY **Zip:** 14215

Location Name :
1111 Elmwood Avenue Site

Address: 1111 Elmwood Avenue
City: Buffalo
State NY **Zip:** 1422

Manifest No	TicketDate	Trucker Ticket Number	Weight Ticket Number	TruckID	Actual Tonnage	Minimum Tonnage	Billable Tonnage:	Liners Used	Trucker Wait Time
445903	3/21/2018		72416	53	21.34	0	21.34	0	
445904	3/21/2018		72421	88	29.45	0	29.45	0	
445905	3/21/2018		72420	105	20.66	0	20.66	0	
445906	3/21/2018		72422	56	24.75	0	24.75	0	
445907	3/21/2018		72498	103	20.66	0	20.66	0	
445908	3/21/2018		72495	52	23.51	0	23.51	0	
445909	3/21/2018		72494	82	23.22	0	23.22	0	
445910	3/21/2018		72497	53	22.08	0	22.08	0	
445911	3/21/2018		72492	87	22.53	0	22.53	0	
445912	3/21/2018		72488	102	21.58	0	21.58	0	
445913	3/21/2018		72489	110	22.26	0	22.26	0	
445914	3/21/2018		72487	88	20.11	0	20.11	0	
445915	3/21/2018		72484	107	17.09	0	17.09	0	
445916	3/21/2018		72483	56	23.01	0	23.01	0	
445917	3/21/2018		72481	103	20.33	0	20.33	0	

EnSol, Inc.
Environmental Solutions
Professional Engineering · Business Consulting

661 Main Street
Niagara Falls, NY 14301
Ph (716) 285-3920 · Fx (716) 285-3928
E-Mail jbattaglia@ensolinc.com

Manifest Invoicing

Project No: 18-3514-09T

Customer Name:
Michael Serafini, Inc.

Address: 3529 Broadway
City: Cheektowaga
State New York **Zip:** 14227

Generator Name:
Affinity Elmwood Gateway Properties, LLC

Address: 105 Affinity Lane
City: Buffalo
State NY **Zip:** 14215

Location Name :
1111 Elmwood Avenue Site

Address: 1111 Elmwood Avenue
City: Buffalo
State NY **Zip:** 1422

Manifest No	TicketDate	Trucker Ticket Number	Weight Ticket Number	TruckID	Actual Tonnage	Minimum Tonnage	Billable Tonnage:	Liners Used	Trucker Wait Time
445918	3/21/2018		72480	109	22.01	0	22.01	0	
445919	3/21/2018		72479	52	19.70	0	19.70	0	
445920	3/21/2018		72475	82	23.77	0	23.77	0	
445921	3/21/2018		72477	53	22.59	0	22.59	0	
445922	3/21/2018		72474	87	25.48	0	25.48	0	
445923	3/21/2018		72472	110	25.88	0	25.88	0	
445924	3/21/2018		72471	102	22.20	0	22.20	0	
445925	3/21/2018		72470	88	27.27	0	27.27	0	
445926	3/21/2018		72469	107	18.77	0	18.77	0	
445927	3/21/2018		72468	56	22.56	0	22.56	0	
445928	3/21/2018		72460	103	21.59	0	21.59	0	
445929	3/21/2018		72459	52	24.44	0	24.44	0	
445930	3/21/2018		72458	109	22.82	0	22.82	0	
445931	3/21/2018		72457	53	23.86	0	23.86	0	
445932	3/21/2018		72456	82	23.94	0	23.94	0	

EnSol, Inc.
Environmental Solutions
Professional Engineering · Business Consulting

661 Main Street
Niagara Falls, NY 14301
Ph (716) 285-3920 · Fx (716) 285-3928
E-Mail jbattaglia@ensolinc.com

Manifest Invoicing

Project No: 18-3514-09T

Customer Name:
Michael Serafini, Inc.

Address: 3529 Broadway
City: Cheektowaga
State New York **Zip:** 14227

Generator Name:
Affinity Elmwood Gateway Properties, LLC

Address: 105 Affinity Lane
City: Buffalo
State NY **Zip:** 14215

Location Name :
1111 Elmwood Avenue Site

Address: 1111 Elmwood Avenue
City: Buffalo
State NY **Zip:** 1422

Manifest No	TicketDate	Trucker Ticket Number	Weight Ticket Number	TruckID	Actual Tonnage	Minimum Tonnage	Billable Tonnage:	Liners Used	Trucker Wait Time
445933	3/21/2018		72454	87	25.05	0	25.05	0	
445934	3/21/2018		72449	102	20.97	0	20.97	0	
445935	3/21/2018		72451	110	21.85	0	21.85	0	
445936	3/21/2018		72448	107	19.36	0	19.36	0	
445937	3/21/2018		72444	56	22.78	0	22.78	0	
445938	3/21/2018		72446	88	29.15	0	29.15	0	
445939	3/21/2018		72442	109	20.58	0	20.58	0	
445940	3/21/2018		72439	52	21.84	0	21.84	0	
445941	3/21/2018		72440	53	22.26	0	22.26	0	
445942	3/21/2018		72436	82	22.20	0	22.20	0	
445943	3/21/2018		72437	103	20.59	0	20.59	0	
445944	3/21/2018		72435	87	21.93	0	21.93	0	
445945	3/21/2018		72432	102	20.40	0	20.40	0	
445946	3/21/2018		72433	110	23.35	0	23.35	0	
445999	3/26/2018		72669	111	23.56	0	23.56	0	

EnSol, Inc.
Environmental Solutions
Professional Engineering · Business Consulting

661 Main Street
Niagara Falls, NY 14301
Ph (716) 285-3920 · Fx (716) 285-3928
E-Mail jbattaglia@ensolinc.com

Manifest Invoicing

Project No: 18-3514-09T

Customer Name:
Michael Serafini, Inc.

Address: 3529 Broadway
City: Cheektowaga
State New York **Zip:** 14227

Generator Name:
Affinity Elmwood Gateway Properties, LLC

Address: 105 Affinity Lane
City: Buffalo
State NY **Zip:** 14215

Location Name :
1111 Elmwood Avenue Site

Address: 1111 Elmwood Avenue
City: Buffalo
State NY **Zip:** 1422

Manifest No	TicketDate	Trucker Ticket Number	Weight Ticket Number	TruckID	Actual Tonnage	Minimum Tonnage	Billable Tonnage:	Liners Used	Trucker Wait Time
446000	3/26/2018		72674	87	23.08	0	23.08	0	
446001	3/26/2018		72678	89	23.46	0	23.46	0	
446002	3/26/2018		72679	101	21.43	0	21.43	0	
446003	3/26/2018		72680	109	22.97	0	22.97	0	
446004	3/26/2018		72682	102	20.20	0	20.20	0	
446005	3/26/2018		72684	53	22.44	0	22.44	0	
446006	3/26/2018		72688	111	25.22	0	25.22	0	
446007	2/26/2017		72691	87	21.89	0	21.89	0	
446008	3/26/2018		72697	109	25.90	0	25.90	0	
446009	3/26/2018		72695	101	22.58	0	22.58	0	
446010	3/26/2018		72699	89	23.42	0	23.42	0	
446011	3/26/2018		72700	102	23.00	0	23.00	0	
446012	3/26/2018		72703	53	23.29	0	23.29	0	
446013	3/26/2018		72708	111	21.93	0	21.93	0	
446014	3/26/2018		72710	87	25.46	0	25.46	0	

EnSol, Inc.
Environmental Solutions
Professional Engineering · Business Consulting

661 Main Street
Niagara Falls, NY 14301
Ph (716) 285-3920 · Fx (716) 285-3928
E-Mail jbattaglia@ensolinc.com

Manifest Invoicing

Project No: 18-3514-09T

Customer Name:
Michael Serafini, Inc.

Address: 3529 Broadway
City: Cheektowaga
State New York **Zip:** 14227

Generator Name:
Affinity Elmwood Gateway Properties, LLC

Address: 105 Affinity Lane
City: Buffalo
State NY **Zip:** 14215

Location Name :
1111 Elmwood Avenue Site

Address: 1111 Elmwood Avenue
City: Buffalo
State NY **Zip:** 1422

Manifest No	TicketDate	Trucker Ticket Number	Weight Ticket Number	TruckID	Actual Tonnage	Minimum Tonnage	Billable Tonnage:	Liners Used	Trucker Wait Time
446015	3/26/2018		72712	101	24.14	0	24.14	0	
446016	3/26/2018		72713	109	25.15	0	25.15	0	
446017	3/26/2018		72715	103	21.53	0	21.53	0	
446018	3/26/2018		72722	89	25.76	0	25.76	0	
446019	3/26/2018		72727	53	21.69	0	21.69	0	
446020	3/26/2018		72728	111	23.49	0	23.49	0	
446021	3/26/2018		72729	101	24.22	0	24.22	0	
446022	3/26/2018		72732	103	20.31	0	20.31	0	
446023	3/26/2018		72738	56	15.48	0	15.48	0	
446024	3/26/2018		72742	53	22.56	0	22.56	0	
446025	3/26/2018		72739	89	28.06	0	28.06	0	
446026	3/26/2018		72745	101	24.96	0	24.96	0	
446027	3/26/2018		72747	103	23.88	0	23.88	0	
446028	3/26/2018		72757	101	22.67	0	22.67	0	
446029	3/26/2018		72759	89	19.59	0	19.59	0	

EnSol, Inc.
Environmental Solutions
Professional Engineering · Business Consulting

661 Main Street
Niagara Falls, NY 14301
Ph (716) 285-3920 · Fx (716) 285-3928
E-Mail jbattaglia@ensolinc.com

Manifest Invoicing

Project No: 18-3514-09T

Customer Name:
Michael Serafini, Inc.

Address: 3529 Broadway
City: Cheektowaga
State New York **Zip:** 14227

Generator Name:
Affinity Elmwood Gateway Properties, LLC

Address: 105 Affinity Lane
City: Buffalo
State NY **Zip:** 14215

Location Name :
1111 Elmwood Avenue Site

Address: 1111 Elmwood Avenue
City: Buffalo
State NY **Zip:** 1422

Manifest No	TicketDate	Trucker Ticket Number	Weight Ticket Number	TruckID	Actual Tonnage	Minimum Tonnage	Billable Tonnage:	Liners Used	Trucker Wait Time
446030	3/26/2018		72760	53	22.16	0	22.16	0	
446031	3/26/2018		72763	52	21.62	0	21.62	0	
446032	3/26/2018		72764	103	21.68	0	21.68	0	
446033	3/26/2018		72766	101	22.93	0	22.93	0	
446034	3/26/2018		72772	53	24.64	0	24.64	0	
446035	3/26/2018		72773	56	23.33	0	23.33	0	
446036	3/27/2018		72789	102	21.85	0	21.85	0	
446037	3/27/2018		72793	101	23.95	0	23.95	0	
446038	3/27/2018		72794	53	20.56	0	20.56	0	
446039	3/27/2018		72796	82	25.23	0	25.23	0	
446040	3/27/2018		72802	87	26.99	0	26.99	0	
446041	3/27/2018		72801	110	26.23	0	26.23	0	
446042	3/27/2018		72803	102	20.83	0	20.83	0	
446043	3/27/2018		72807	111	22.63	0	22.63	0	
446044	3/27/2018		72813	53	21.48	0	21.48	0	

EnSol, Inc.
Environmental Solutions
Professional Engineering · Business Consulting

661 Main Street
Niagara Falls, NY 14301
Ph (716) 285-3920 · Fx (716) 285-3928
E-Mail jbattaglia@ensolinc.com

Manifest Invoicing

Project No: 18-3514-09T

Customer Name:
Michael Serafini, Inc.

Address: 3529 Broadway
City: Cheektowaga
State New York **Zip:** 14227

Generator Name:
Affinity Elmwood Gateway Properties, LLC

Address: 105 Affinity Lane
City: Buffalo
State NY **Zip:** 14215

Location Name :
1111 Elmwood Avenue Site

Address: 1111 Elmwood Avenue
City: Buffalo
State NY **Zip:** 1422

Manifest No	TicketDate	Trucker Ticket Number	Weight Ticket Number	TruckID	Actual Tonnage	Minimum Tonnage	Billable Tonnage:	Liners Used	Trucker Wait Time
446045	3/27/2018		72810	101	25.78	0	25.78	0	
446046	3/27/2018		72814	82	24.03	0	24.03	0	
446047	3/27/2018		72817	110	18.18	0	18.18	0	
446048	3/27/2018		72819	102	17.94	0	17.94	0	
446049	3/27/2018		72820	87	18.61	0	18.61	0	
446050	3/27/2018		72822	111	17.32	0	17.32	0	
446051	3/27/2018		72823	53	16.61	0	16.61	0	
446052	3/27/2018		72824	82	13.33	0	13.33	0	
446053	3/27/2018		72831	102	18.67	0	18.67	0	
446054	3/27/2018		72834	110	23.17	0	23.17	0	
446055	3/27/2018		72837	87	22.73	0	22.73	0	
446056	3/27/2018		72841	111	21.05	0	21.05	0	
446057	3/27/2018		72843	101	23.94	0	23.94	0	
446058	3/27/2018		72844	82	21.34	0	21.34	0	
446059	3/27/2018		72845	53	22.76	0	22.76	0	

EnSol, Inc.
Environmental Solutions
Professional Engineering · Business Consulting

661 Main Street
Niagara Falls, NY 14301
Ph (716) 285-3920 · Fx (716) 285-3928
E-Mail jbattaglia@ensolinc.com

Manifest Invoicing

Project No: 18-3514-09T

Customer Name:
Michael Serafini, Inc.

Address: 3529 Broadway
City: Cheektowaga
State New York **Zip:** 14227

Generator Name:
Affinity Elmwood Gateway Properties, LLC

Address: 105 Affinity Lane
City: Buffalo
State NY **Zip:** 14215

Location Name :
1111 Elmwood Avenue Site

Address: 1111 Elmwood Avenue
City: Buffalo
State NY **Zip:** 1422

Manifest No	TicketDate	Trucker Ticket Number	Weight Ticket Number	TruckID	Actual Tonnage	Minimum Tonnage	Billable Tonnage:	Liners Used	Trucker Wait Time
446060	3/27/2018		72846	102	21.33	0	21.33	0	
446061	3/27/2018		72853	110	23.80	0	23.80	0	
446062	3/27/2018		72856	53	17.85	0	17.85	0	
446063	3/27/2018		72855	102	21.57	0	21.57	0	
446064	3/27/2018		72864	88	25.53	0	25.53	0	
446065	3/27/2018		72867	105	22.74	0	22.74	0	
446066	3/27/2018		72868	101	25.44	0	25.44	0	
446067	3/27/2018		72871	110	24.77	0	24.77	0	
446068	3/27/2018		72873	102	20.49	0	20.49	0	
446069	3/27/2018		72872	53	19.33	0	19.33	0	
446070	3/28/2018		72962	53	21.77	0	21.77	0	
446071	3/28/2018		72957	101	25.62	0	25.62	0	
446072	3/28/2018		72952	103	19.23	0	19.23	0	
446073	3/28/2018		72947	111	23.78	0	23.78	0	
446074	3/28/2018		72949	102	21.05	0	21.05	0	

EnSol, Inc.
Environmental Solutions
Professional Engineering · Business Consulting

661 Main Street
Niagara Falls, NY 14301
Ph (716) 285-3920 · Fx (716) 285-3928
E-Mail jbattaglia@ensolinc.com

Manifest Invoicing

Project No: 18-3514-09T

Customer Name:
Michael Serafini, Inc.

Address: 3529 Broadway
City: Cheektowaga
State New York **Zip:** 14227

Generator Name:
Affinity Elmwood Gateway Properties, LLC

Address: 105 Affinity Lane
City: Buffalo
State NY **Zip:** 14215

Location Name :
1111 Elmwood Avenue Site

Address: 1111 Elmwood Avenue
City: Buffalo
State NY **Zip:** 1422

Manifest No	TicketDate	Trucker Ticket Number	Weight Ticket Number	TruckID	Actual Tonnage	Minimum Tonnage	Billable Tonnage:	Liners Used	Trucker Wait Time
446075	3/28/2018		72945	112	24.26	0	24.26	0	
446076	3/28/2018		72942	101	23.60	0	23.60	0	
446077	3/28/2018		72941	53	21.10	0	21.10	0	
446078	3/28/2018		72936	103	24.03	0	24.03	0	
446079	3/28/2018		72930	102	21.45	0	21.45	0	
446080	3/28/2018		72928	111	23.44	0	23.44	0	
446081	3/28/2018		72925	112	22.73	0	22.73	0	
446082	3/28/2018		72922	53	20.42	0	20.42	0	
446083	3/28/2018		72924	101	26.04	0	26.04	0	
446084	3/28/2018		72920	103	20.99	0	20.99	0	
446085	3/28/2018		72917	102	21.57	0	21.57	0	
446086	3/28/2018		72916	111	21.59	0	21.59	0	
446087	3/28/2018		72914	82	25.94	0	25.94	0	
446088	3/28/2018		72905	53	20.86	0	20.86	0	
446089	3/28/2018		72910	101	23.30	0	23.30	0	

EnSol, Inc.
Environmental Solutions
Professional Engineering · Business Consulting

661 Main Street
Niagara Falls, NY 14301
Ph (716) 285-3920 · Fx (716) 285-3928
E-Mail jbattaglia@ensolinc.com

Manifest Invoicing

Project No: 18-3514-09T

Customer Name:
Michael Serafini, Inc.
Address: 3529 Broadway
City: Cheektowaga
State New York **Zip:** 14227

Generator Name:
Affinity Elmwood Gateway Properties, LLC
Address: 105 Affinity Lane
City: Buffalo
State NY **Zip:** 14215

Location Name :
1111 Elmwood Avenue Site
Address: 1111 Elmwood Avenue
City: Buffalo
State NY **Zip:** 1422

Manifest No	TicketDate	Trucker Ticket Number	Weight Ticket Number	TruckID	Actual Tonnage	Minimum Tonnage	Billable Tonnage:	Liners Used	Trucker Wait Time
446090	3/28/2018		72904	103	27.66	0	27.66	0	
446091	3/28/2018		72902	102	21.03	0	21.03	0	
446092	3/28/2018		72901	111	21.34	0	21.34	0	
446093	3/28/2018		72900	82	22.23	0	22.23	0	
446094	3/28/2018		72892	53	20.52	0	20.52		
446095	3/28/2018		72889	102	19.86	0	19.86	0	
446096	3/28/2018		72886	111	22.06	0	22.06	0	
446097	3/28/2018		72884	82	21.21	0	21.21	0	
446199	3/28/2018		72966	112	24.98	0	24.98	0	
446200	3/28/2018		72967	111	21.90	0	21.90	0	
446201	3/28/2018		72968	102	20.68	0	20.68	0	
446202	3/29/2018		72981	82	25.61	0	25.61	0	
446203	3/29/2018		72983	101	23.91	0	23.91	0	
446204	3/29/2018		72985	112	25.28	0	25.28	0	
446205	3/29/2018		72990	87	25.55	0	25.55	0	

EnSol, Inc.
Environmental Solutions
Professional Engineering · Business Consulting

661 Main Street
Niagara Falls, NY 14301
Ph (716) 285-3920 · Fx (716) 285-3928
E-Mail jbattaglia@ensolinc.com

Manifest Invoicing

Project No: 18-3514-09T

Customer Name:
Michael Serafini, Inc.

Address: 3529 Broadway
City: Cheektowaga
State New York **Zip:** 14227

Generator Name:
Affinity Elmwood Gateway Properties, LLC

Address: 105 Affinity Lane
City: Buffalo
State NY **Zip:** 14215

Location Name :
1111 Elmwood Avenue Site

Address: 1111 Elmwood Avenue
City: Buffalo
State NY **Zip:** 1422

Manifest No	TicketDate	Trucker Ticket Number	Weight Ticket Number	TruckID	Actual Tonnage	Minimum Tonnage	Billable Tonnage:	Liners Used	Trucker Wait Time
446206	3/29/2018		72992	109	24.34	0	24.34	0	
446207	3/29/2018		72993	105	21.04	0	21.04	0	
446208	3/29/2018		72994	53	22.30	0	22.30	0	
446209	3/29/2018		72995	56	23.28	0	23.28	0	
446210	3/29/2018		73000	106	21.02	0	21.02	0	
446211	3/29/2018		72999	88	25.50	0	25.50	0	
446212	3/29/2018		73001	111	22.79	0	22.79	0	
446213	3/29/2018		73005	82	26.38	0	26.38	0	
446214	3/29/2018		73008	112	23.09	0	23.09	0	
446215	3/29/2018		73010	87	25.14	0	25.14	0	
446216	3/29/2018		73015	109	23.51	0	23.51	0	
446217	3/29/2018		73017	51	20.43	0	20.43	0	
446218	3/29/2018		73019	105	22.89	0	22.89	0	
446219	3/29/2018		73023	103	22.10	0	22.10	0	
446220	3/29/2018		73024	56	23.84	0	23.84	0	

EnSol, Inc.
Environmental Solutions
Professional Engineering - Business Consulting

661 Main Street
Niagara Falls, NY 14301
Ph (716) 285-3920 · Fx (716) 285-3928
E-Mail jbattaglia@ensolinc.com

Manifest Invoicing

Project No: 18-3514-09T

Customer Name:
Michael Serafini, Inc.

Address: 3529 Broadway
City: Cheektowaga
State New York **Zip:** 14227

Generator Name:
Affinity Elmwood Gateway Properties, LLC

Address: 105 Affinity Lane
City: Buffalo
State NY **Zip:** 14215

Location Name :
1111 Elmwood Avenue Site

Address: 1111 Elmwood Avenue
City: Buffalo
State NY **Zip:** 1422

Manifest No	TicketDate	Trucker Ticket Number	Weight Ticket Number	TruckID	Actual Tonnage	Minimum Tonnage	Billable Tonnage:	Liners Used	Trucker Wait Time
446221	3/29/2018		73026	53	21.53	0	21.53	0	
446222	3/29/2018		73028	111	20.50	0	20.50	0	
446223	3/29/2018		73031	88	19.19	0	19.19	0	
446224	3/29/2018		73032	106	19.94	0	19.94	0	
446225	3/29/2018		73033	112	18.23	0	18.23	0	
446226	3/29/2018		73034	87	17.93	0	17.93	0	
446227	3/29/2018		73036	109	21.05	0	21.05	0	
446228	3/29/2018		73039	51	15.58	0	15.58	0	
446229	3/29/2018		73045	53	20.47	0	20.47	0	
446230	3/29/2018		73041	105	18.84	0	18.84	0	
446231	3/29/2018		73044	56	21.50	0	21.50	0	
446232	3/29/2018		73047	111	23.85	0	23.85	0	
446233	3/29/2018		73050	103	20.33	0	20.33	0	
446234	3/29/2018		73051	88	25.24	0	25.24	0	
446235	3/29/2018		73052	101	22.24	0	22.24	0	

EnSol, Inc.
Environmental Solutions
Professional Engineering · Business Consulting

661 Main Street
Niagara Falls, NY 14301
Ph (716) 285-3920 · Fx (716) 285-3928
E-Mail jbattaglia@ensolinc.com

Manifest Invoicing

Project No: 18-3514-09T

Customer Name:
Michael Serafini, Inc.
Address: 3529 Broadway
City: Cheektowaga
State New York **Zip:** 14227

Generator Name:
Affinity Elmwood Gateway Properties, LLC
Address: 105 Affinity Lane
City: Buffalo
State NY **Zip:** 14215

Location Name :
1111 Elmwood Avenue Site
Address: 1111 Elmwood Avenue
City: Buffalo
State NY **Zip:** 1422

Manifest No	TicketDate	Trucker Ticket Number	Weight Ticket Number	TruckID	Actual Tonnage	Minimum Tonnage	Billable Tonnage:	Liners Used	Trucker Wait Time
446236	3/29/2018		73054	112	20.84	0	20.84	0	
446237	3/29/2018		73055	87	23.44	0	23.44	0	
446238	3/29/2018		73057	109	19.69	0	19.69	0	
446239	3/29/2018		73060	51	16.90	0	16.90	0	
446240	3/29/2018		73062	105	19.35	0	19.35	0	
446241	3/29/2018		73065	56	21.57	0	21.57	0	
446242	3/29/2018		73067	111	20.72	0	20.72	0	
446243	3/29/2018		73068	53	21.23	0	21.23	0	
446244	3/29/2018		73070	103	19.65	0	19.65	0	
446245	3/30/2018		73091	101	21.30	0	21.30	0	
446246	3/30/2018		73092	112	18.08	0	18.08	0	
446247	3/30/2018		73094	87	18.43	0	18.43	0	
446248	3/30/2018		73095	110	21.85	0	21.85	0	
446249	3/30/2018		73098	105	18.37	0	18.37	0	
446250	3/30/2018		73099	111	21.43	0	21.43	0	

EnSol, Inc.
Environmental Solutions
Professional Engineering · Business Consulting

661 Main Street
Niagara Falls, NY 14301
Ph (716) 285-3920 · Fx (716) 285-3928
E-Mail jbattaglia@ensolinc.com

Manifest Invoicing

Project No: 18-3514-09T

Customer Name:
Michael Serafini, Inc.

Address: 3529 Broadway
City: Cheektowaga
State New York **Zip:** 14227

Generator Name:
Affinity Elmwood Gateway Properties, LLC

Address: 105 Affinity Lane
City: Buffalo
State NY **Zip:** 14215

Location Name :
1111 Elmwood Avenue Site

Address: 1111 Elmwood Avenue
City: Buffalo
State NY **Zip:** 1422

Manifest No	TicketDate	Trucker Ticket Number	Weight Ticket Number	TruckID	Actual Tonnage	Minimum Tonnage	Billable Tonnage:	Liners Used	Trucker Wait Time
446251	3/30/2018		73102	109	19.68	0	19.68	0	
446252	3/30/2018		73103	52	14.22	0	14.22	0	
446253	3/30/2018		73107	88	20.66	0	20.66	0	
446254	3/30/2018		73105	101	23.51	0	23.51	0	
446255	3/30/2018		73110	112	20.72	0	20.72	0	
446256	3/30/2018		73112	87	17.68	0	17.68	0	
446257	3/30/2018		73113	105	21.66	0	21.66	0	
446258	3/30/2018		73115	111	20.87	0	20.87	0	
446259	3/30/2018		73114	56	19.00	0	19.00	0	
446260	3/30/2018		73117	109	21.85	0	21.85	0	
446261	3/30/2018		73122	101	21.36	0	21.36	0	
446262	3/30/2018		73123	52	20.04	0	20.04	0	
446263	3/30/2018		73124	112	22.31	0	22.31	0	
446264	3/30/2018		73126	87	21.83	0	21.83	0	
446265	3/30/2018		73128	105	20.85	0	20.85	0	

EnSol, Inc.
Environmental Solutions
Professional Engineering · Business Consulting

661 Main Street
Niagara Falls, NY 14301
Ph (716) 285-3920 · Fx (716) 285-3928
E-Mail jbattaglia@ensolinc.com

Manifest Invoicing

Project No: 18-3514-09T

Customer Name:
Michael Serafini, Inc.

Address: 3529 Broadway
City: Cheektowaga
State New York **Zip:** 14227

Generator Name:
Affinity Elmwood Gateway Properties, LLC

Address: 105 Affinity Lane
City: Buffalo
State NY **Zip:** 14215

Location Name :
1111 Elmwood Avenue Site

Address: 1111 Elmwood Avenue
City: Buffalo
State NY **Zip:** 1422

Manifest No	TicketDate	Trucker Ticket Number	Weight Ticket Number	TruckID	Actual Tonnage	Minimum Tonnage	Billable Tonnage:	Liners Used	Trucker Wait Time
446266	3/30/2018		73130	56	19.70	0	19.70	0	
446267	3/30/2018		73135	88	20.53	0	20.53	0	
446268	3/30/2018		73136	111	17.31	0	17.31	0	
446269	3/30/2018		73137	109	18.93	0	18.93	0	
446270	3/30/2018		73140	101	20.43	0	20.43	0	
446271	3/30/2018		73141	52	18.54	0	18.54	0	
446272	3/30/2018		73144	112	16.17	0	16.17	0	
446273	3/30/2018		73147	87	17.64	0	17.64	0	
446274	3/30/2018		73151	105	19.04	0	19.04	0	
446275	3/30/2018		73153	56	20.88	0	20.88	0	
446276	3/30/2018		73154	88	21.21	0	21.21	0	
446277	3/30/2018		73156	111	19.18	0	19.18	0	
446278	3/30/2018		73157	109	21.05	0	21.05	0	
446279	3/30/2018		73160	101	22.36	0	22.36	0	
446280	3/30/2018		73161	52	18.19	0	18.19	0	

EnSol, Inc.
Environmental Solutions
Professional Engineering · Business Consulting

661 Main Street
Niagara Falls, NY 14301
Ph (716) 285-3920 · Fx (716) 285-3928
E-Mail jbattaglia@ensolinc.com

Manifest Invoicing

Project No: 18-3514-09T

Customer Name:
Michael Serafini, Inc.

Address: 3529 Broadway
City: Cheektowaga
State New York **Zip:** 14227

Generator Name:
Affinity Elmwood Gateway Properties, LLC

Address: 105 Affinity Lane
City: Buffalo
State NY **Zip:** 14215

Location Name :
1111 Elmwood Avenue Site

Address: 1111 Elmwood Avenue
City: Buffalo
State NY **Zip:** 1422

Manifest No	TicketDate	Trucker Ticket Number	Weight Ticket Number	TruckID	Actual Tonnage	Minimum Tonnage	Billable Tonnage:	Liners Used	Trucker Wait Time
446281	3/30/2018		73162	56	22.28	0	22.28	0	
446282	3/30/2018		73166	88	22.16	0	22.16	0	
446283	3/30/2018		73169	110	21.60	0	21.60	0	
446284	3/30/2018		73171	111	23.40	0	23.40	0	
446285	3/30/2018		73172	109	20.24	0	20.24	0	
446286	3/30/2018		73175	101	24.63	0	24.63	0	
446287	3/30/2018		73176	52	21.65	0	21.65	0	
446288	4/2/2018		73189	112	19.87	0	19.87	0	
446289	4/2/2018		73193	56	19.36	0	19.36	0	
446290	4/2/2018		73194	105	21.72	0	21.72	0	
446291	4/2/2018		73199	110	23.17	0	23.17	0	
446292	4/2/2018		73201	111	21.26	0	21.26	0	
446293	4/2/2018		73203	53	20.45	0	20.45	0	
446294	4/2/2018		73207	112	21.01	0	21.01	0	
446295	4/2/2018		73197	109	21.64	0	21.64	0	

EnSol, Inc.
Environmental Solutions
Professional Engineering · Business Consulting

661 Main Street
Niagara Falls, NY 14301
Ph (716) 285-3920 · Fx (716) 285-3928
E-Mail jbattaglia@ensolinc.com

Manifest Invoicing

Project No: 18-3514-09T

Customer Name:
Michael Serafini, Inc.
Address: 3529 Broadway
City: Cheektowaga
State New York **Zip:** 14227

Generator Name:
Affinity Elmwood Gateway Properties, LLC
Address: 105 Affinity Lane
City: Buffalo
State NY **Zip:** 14215

Location Name :
1111 Elmwood Avenue Site
Address: 1111 Elmwood Avenue
City: Buffalo
State NY **Zip:** 1422

Manifest No	TicketDate	Trucker Ticket Number	Weight Ticket Number	TruckID	Actual Tonnage	Minimum Tonnage	Billable Tonnage:	Liners Used	Trucker Wait Time
446296	4/2/2018		73195	83	16.06	0	16.06	0	
446297	4/2/2018		73191	87	23.93	0	23.93	0	
446401	4/2/2018		73208	87	23.27	0	23.27	0	
446402	4/2/2018		73210	56	23.97	0	23.97	0	
446403	4/2/2018		73213	105	20.30	0	20.30	0	
446404	4/2/2018		73214	83	23.51	0	23.51	0	
446405	4/2/2018		73218	109	21.18	0	21.18	0	
446406	4/2/2018		73223	111	20.08	0	20.08	0	
446407	4/2/2018		73222	110	20.98	0	20.98	0	
446408	4/2/2018		73225	53	20.98	0	20.98	0	
446409	4/2/2018		73226	112	21.25	0	21.25	0	
446410	4/2/2018		73228	87	23.65	0	23.65	0	
446411	4/2/2018		73229	56	26.15	0	26.15	0	
446412	4/2/2018		73231	105	20.28	0	20.28	0	
446413	4/2/2018		73232	83	18.41	0	18.41	0	

EnSol, Inc.
Environmental Solutions
Professional Engineering · Business Consulting

661 Main Street
Niagara Falls, NY 14301
Ph (716) 285-3920 · Fx (716) 285-3928
E-Mail jbattaglia@ensolinc.com

Manifest Invoicing

Project No: 18-3514-09T

Customer Name:
Michael Serafini, Inc.

Address: 3529 Broadway
City: Cheektowaga
State New York **Zip:** 14227

Generator Name:
Affinity Elmwood Gateway Properties, LLC

Address: 105 Affinity Lane
City: Buffalo
State NY **Zip:** 14215

Location Name :
1111 Elmwood Avenue Site

Address: 1111 Elmwood Avenue
City: Buffalo
State NY **Zip:** 1422

Manifest No	TicketDate	Trucker Ticket Number	Weight Ticket Number	TruckID	Actual Tonnage	Minimum Tonnage	Billable Tonnage:	Liners Used	Trucker Wait Time
446414	4/2/2018		73234	109	18.95	0	18.95	0	
446415	4/2/2018		73236	110	23.42	0	23.42	0	
446416	4/2/2018		73237	111	26.49	0	26.49	0	
446417	4/2/2018		73240	88	17.10	0	17.10	0	
446418	4/2/2018		736239	53	22.31	0	22.31	0	
446419	4/2/2018		73224	112	22.31	0	22.31	0	
446420	4/2/2018		73246	87	22.07	0	22.07	0	
446421	4/2/2018		73245	56	24.40	0	24.40	0	
446422	4/2/2018		73254	109	21.13	0	21.13	0	
446423	4/2/2018		73253	83	24.42	0	24.42	0	
446424	4/2/2018		73256	105	22.16	0	22.16	0	
446425	4/2/2018		73259	88	17.61	0	17.61	0	
446426	4/2/2018		73260	53	21.32	0	21.32	0	
446427	4/2/2018		73262	112	17.76	0	17.76	0	
446428	4/2/2018		73264	87	16.20	0	16.20	0	

EnSol, Inc.
Environmental Solutions
Professional Engineering · Business Consulting

661 Main Street
Niagara Falls, NY 14301
Ph (716) 285-3920 · Fx (716) 285-3928
E-Mail jbattaglia@ensolinc.com

Manifest Invoicing

Project No: 18-3514-09T

Customer Name:
Michael Serafini, Inc.

Address: 3529 Broadway
City: Cheektowaga
State New York **Zip:** 14227

Generator Name:
Affinity Elmwood Gateway Properties, LLC

Address: 105 Affinity Lane
City: Buffalo
State NY **Zip:** 14215

Location Name :
1111 Elmwood Avenue Site

Address: 1111 Elmwood Avenue
City: Buffalo
State NY **Zip:** 1422

Manifest No	TicketDate	Trucker Ticket Number	Weight Ticket Number	TruckID	Actual Tonnage	Minimum Tonnage	Billable Tonnage:	Liners Used	Trucker Wait Time
446429	4/2/2018		73268	111	14.56	0	14.56	0	
446430	4/2/2018		73270	110	18.33	0	18.33	0	
446431	4/2/2018		73271	83	20.09	0	20.09	0	
446432	4/2/2018		73281	112	18.80	0	18.80	0	
446433	4/2/2018		73285	87	17.43	0	17.43	0	
446434	4/2/2018		73277	53	19.12	0	19.12	0	
446435	4/2/2018		73289	111	15.73	0	15.73	0	
446436	4/2/2018		73291	110	17.94	0	17.94		
446437	4/2/2018		73292	53	16.76	0	16.76	0	
446438	4/3/2018		73307	109	19.02	0	19.02	0	
446439	4/3/2018		73318	111	18.76	0	18.76	0	
446440	4/3/2018		73322	88	22.40	0	22.40	0	
446441	4/3/2018		73326	109	20.15	0	20.15	0	
446442	4/3/2018		73330	111	20.58	0	20.58	0	
446443	4/3/2018		73334	88	18.64	0	18.64	0	

EnSol, Inc.
Environmental Solutions
Professional Engineering · Business Consulting

661 Main Street
Niagara Falls, NY 14301
Ph (716) 285-3920 · Fx (716) 285-3928
E-Mail jbattaglia@ensolinc.com

Manifest Invoicing

Project No: 18-3514-09T

Customer Name:
Michael Serafini, Inc.

Address: 3529 Broadway
City: Cheektowaga
State New York **Zip:** 14227

Generator Name:
Affinity Elmwood Gateway Properties, LLC

Address: 105 Affinity Lane
City: Buffalo
State NY **Zip:** 14215

Location Name :
1111 Elmwood Avenue Site

Address: 1111 Elmwood Avenue
City: Buffalo
State NY **Zip:** 1422

Manifest No	TicketDate	Trucker Ticket Number	Weight Ticket Number	TruckID	Actual Tonnage	Minimum Tonnage	Billable Tonnage:	Liners Used	Trucker Wait Time
446444	4/3/2018		73343	109	18.67	0	18.67	0	
446445	4/3/2018		73356	88	24.39	0	24.39	0	
446446	4/3/2018		73349	111	17.39	0	17.39	0	

Number of Mainfests: 393
Code 1: 5083
Date 1: 04/10/2018

Total Actual Tonnage:	8,268.76	Total Billable Tonnage:	8,268.76	Total Liners Used	0	Total Time (minutes)	

EnSol, Inc.
Environmental Solutions
Professional Engineering · Business Consulting

661 Main Street
Niagara Falls, NY 14301
Ph (716) 285-3920 · Fx (716) 285-3928
E-Mail jbattaglia@ensolinc.com

Manifest Invoicing

Project No: 18-3514-09T

Customer Name:
Michael Serafini, Inc.

Address: 3529 Broadway
City: Cheektowaga
State New York **Zip:** 14227

Generator Name:
Affinity Elmwood Gateway Properties, LLC

Address: 105 Affinity Lane
City: Buffalo
State NY **Zip:** 14215

Location Name :
1111 Elmwood Avenue Site

Address: 1111 Elmwood Avenue
City: Buffalo
State NY **Zip:** 1422

Manifest No	TicketDate	Trucker Ticket Number	Weight Ticket Number	TruckID	Actual Tonnage	Minimum Tonnage	Billable Tonnage:	Liners Used	Trucker Wait Time
446492	4/17/2018		73917	103	21.96	0	21.96	0	
446493	4/17/2018		73913	53	21.16	0	21.16	0	
446494	4/17/2018		73906	103	20.78	0	20.78	0	
446495	4/17/2018		73902	53	19.05	0	19.05	0	
446496	4/17/2018		73901	102	17.52	0	17.52	0	
446498	4/17/2018		73892	103	17.76	0	17.76	0	
446499	4/17/2018		73886	53	22.92	0	22.92	0	

Number of Mainfests: 7
Code 1: 5086
Date 1: 04/24/2018

Total Actual Tonnage:	141.15	Total Billable Tonnage:	141.15	Total Liners Used	0	Total Time (minutes)	