



April 14, 2021  
Revised July 11, 2022

To: Benjamin McPherson (NYSDEC)

From: John Black (Inventum)

CC: Jon Williams (Riverview); John Yensan (OSC); Dan Flanagan (OSC); Todd Waldrop, James Edwards, Roxanne Birx and Peter Zaffram (Inventum)

RE: Process Equipment Removal Interim Remedial Measures Work Plan  
Riverview Innovation & Technology Campus, Inc.  
Brownfield Cleanup Program Site No. C915353  
Town of Tonawanda, New York

---

Inventum Engineering, P.C. (Inventum), on behalf of Riverview Innovation & Technology Campus, Inc. (Riverview), is submitting this supplemental Interim Remedial Measures (IRM) Work Plan for the removal and management of the process equipment and associated piping and components on the Riverview Brownfield Cleanup Program (BCP) Site No. C915353 located at 3875 River Road, Tonawanda, New York.

## Purpose

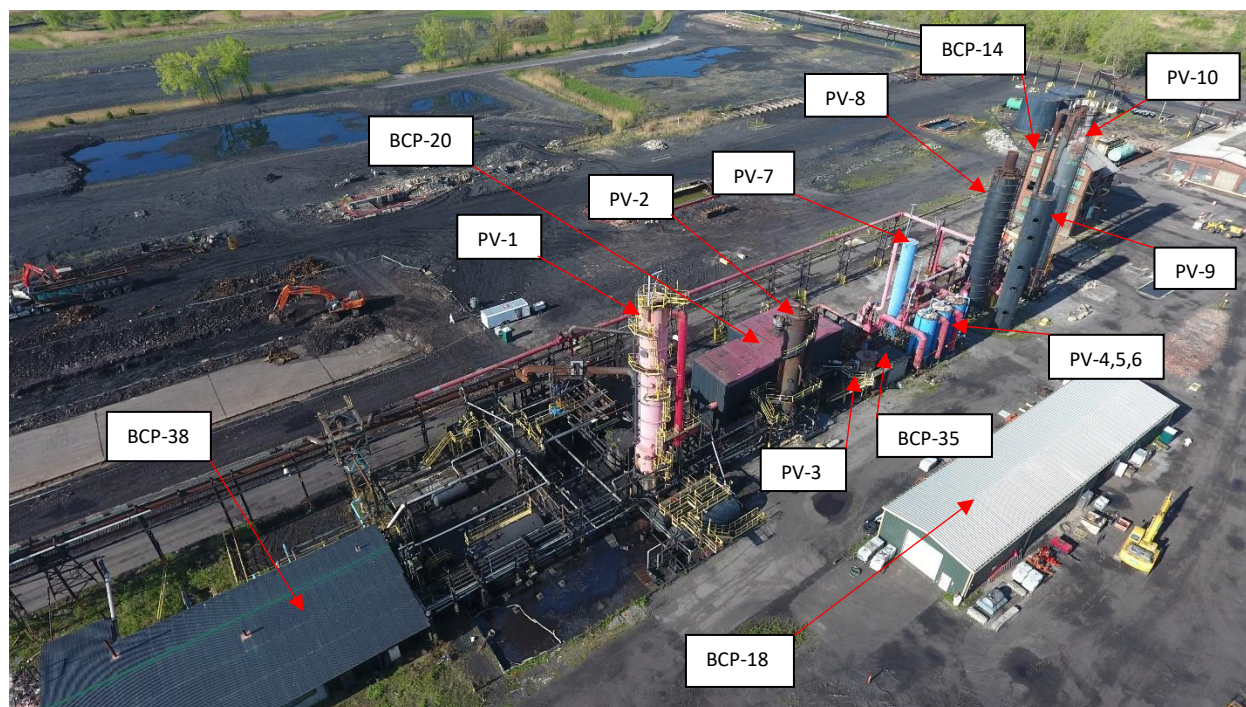
This IRM work plan addresses the demolition, dismantlement, and management of the process equipment which consists of;

- Piping not addressed by the March 23, 2021 Demolition IRM Work Plan<sup>1</sup>;
- Cooling/heat transfer equipment;
- Cooling towers, ammonia concentrators (AC), precipitators, scrubbers, actifiers,
- Exhausters and pumps, and
- Electrical components and controls associated with the process equipment.

The process equipment addressed by this work plan is located from, and including, the light oil area (LOA) to the pump house. The relative location of the process equipment area is shown on the attached Process Schematic in **Appendix A**. Note: TCC used the term Liquid Gas Apparatus (L.G.A.) for the process vessels that handled raw or foul gas. The terms raw and foul gas refer to coke oven gas (COG) from the battery that typically contained tar and or light oils, ammonia, and naphthalene among other coal by-products before it is processed in the by-products plant.

---

<sup>1</sup> COG pipe(s) (pink in Photograph No. 1) will be managed in accordance with the August 25, 2021 Coke Oven Gas Pipe and Coke Oven Gas Pipe Residuals IRM Work Plan.



Photograph No. 1 - Process Equipment - Primary Cooler (pink on right/east) to Light Oil Scrubber (left/west).

**Table 1:** Structure Designation in Byproducts Area.

Structure No.	Name	Description
BCP-18	Green Warehouse	OSC equipment storage, including the hazardous waste accumulation area and the weir tank for wastewater accumulation.
BCP-14	Former Light Oil Building	Light Oil Process Building (currently under controlled demolition)
BCP-20	Exhauster Building	Byproducts processing
BCP-35	Precipitator Control Room	Electrical equipment (Non-PCB Transformer)
BCP-38	Pump House	Byproducts equipment control
PV-1	Primary Cooler	Reduce temperature of the raw gas from the battery.
PV-2	Secondary Cooler	Second stage cooling of raw gas from the primary cooler.
PV-3	Tar Precipitator	Removed tar from coke oven gas
PV-4	LGA No. 4	Ammonia Concentrator – Installed and reportedly did not operate properly. Only used for a short period.
PV-5	LGA No. 5	Ammonia Concentrator – Installed and reportedly did not operate properly. Only used for a short period.
PV-6	LGA No. 6	Ammonia Concentrator – Installed and reportedly did not operate properly. Only used for a short period.
PV-7	“New” LGA	Ammonia Concentrator – Installed to replace function of LGAs 4 to 6
PV-8	Actifier (Abandoned)	Liquid purification of coke oven gas
PV-9	Abandoned Vessel	Unknown
PV-10	LBA Light Oil Scrubber	Removed light oil from coke oven gas



Coke Oven Gas (COG) pipes inside the work area or connecting to process equipment and process equipment piping will be identified prior to the start of work, and COG pipe(s) (pink in Photograph No. 1) will be managed in accordance with the August 25, 2021 Coke Oven Gas Pipe and Coke Oven Gas Pipe Residuals IRM Work Plan for the Riverview BCP Site. COG Pipe and process equipment after the exhaustor building (pressure side) are the most likely to contain materials that could combust after exposure to the atmosphere (PV-3 to PV-10), but until sampling and testing are complete, all process equipment residuals will be considered potentially combustible.

All process equipment and piping addressed under this IRM Work Plan are likely to contain residuals:

- Primary and secondary coolers (PV-1 and PV-2) – These were the first COG cooling equipment. This equipment was on the vacuum side of the exhaustor building and used wash oil to cool COG from approximately 2,000°F to 300°F. The primary and secondary cooler are expected to contain tar residuals; but because this equipment operated at higher temperatures than the other process equipment, much of the residual would have remained in a vapor phase and condensed in the subsequent process equipment. The equipment was inspected to determine if it potentially contained a listed hazardous waste (K141). The inspection determined the residual material does not meet the definition of K141 (**Appendix B**). The presence of combustible materials has not been detected on the vacuum side of the exhaustors, and therefore the likelihood is considered lower in these vessels, but precautions for temperature measurement and quenching must be followed;
- Tar Precipitator (PV-3) – The tar precipitator is located northwest of the exhaustor building. This vessel is likely coated with tar and the residuals are likely characteristic for benzene (among other characteristics) and may require purging with nitrogen and opening with care. Water must be available to quench the vessel should the temperature of the contents rise above 120 °F;
- Ammonia Concentrators (PV-4 through 7) – The four blue process vessels may contain ammonia residuals and possibly wood blocking. The wood blocking was used to absorb, among other compounds, hydrogen sulfide from the COG. These blocks are considered the most likely to exhibit the combustibility characteristics previously identified in some COG residuals and must be quenched. The three shorter vessels in series (PV- 4, -5, and -6; L.G.A.s 4, 5, and 6) reportedly never operated properly were by-passed soon after being installed. What TCC defined as “improper operation” was not defined and it is assumed the process vessels could contain residuals. All four ammonia concentrators may contain residual tar. They could also contain residual light oil. These vessels were on the compression side (after the exhaustors) and could also contain ammonia and naphthalene. These vessels must be purged with nitrogen and opened with care.
- Abandoned Actifier (PV-8) – The actifier would have been used to “scrub” the gasses and liquids of hydrogen sulfide. This would have used an alkaline liquid so the residuals in the vessel could contain high pH materials and light oil residuals (potentially characteristic for benzene). Although the top is open, this vessel is on the pressure side and should be carefully purged prior to opening. Water must be available to quench the vessels should the temperature rise above 120 °F. This quench water could be higher in pH than other waters used for this IRM and the pH must be tested before it is conveyed to the treatment plant;



- Abandoned Scrubber (PV-9) – The abandoned scrubber is open and empty. It is the only process vessel assumed to have little to no residual;
- Light Oil Scrubber (PV-10)– This unit contains residual light oil and tars, listed as K143 Hazardous Waste. This vessel was on the compression side and the sample of this residual was also characteristically hazardous for benzene (**Attachment C**). Although a flanged opening near the base of the unit has been open for years, it cannot be verified that air has circulated through the entire height of the unit and therefore water must be available to quench the contents of the vessel should the temperature of the contents rise above ambient or 120 °F;
- Chiller/heat exchangers – These were non-contact vessels used to cool wash and light oils with river water. The vessels could contain small amounts of wash or light oil but based on their condition (all are ruptured) are likely empty. Any residual must be collected and managed as a characteristic waste;
- Exhausters (In Building BCP-20) – The large blowers in the exhauster building are termed “exhausters” in a coke plant. These COG handling units would have drawn the COG under vacuum from the collector main, across the crossover pipes, and through the primary and secondary coolers before exhausting it under pressure to the rest of the COG process and the battery and boiler house. The exhausters would have operated at high temperature and pressure and likely contain some residual tar; the majority of the other constituents of COG would have remained in the vapor phase in this equipment; and
- Pumps – Throughout the process area (including the pump house) there are tar, wash oil and clear water pumps. The pumps were used to move the by-products and cooling fluids through the system. With the exception of the clear water pumps, all are likely to contain residuals.

**Table 2: Potential to Contain Hazardous Waste**

Structure No.	Name	Potential to Contain Hazardous Waste
PV-1	Primary Cooler	Assume limited unless residuals precipitated at shutdown, some tar, possibly characteristic for benzene
PV-2	Secondary Cooler	Assume limited unless residuals precipitated at shutdown, some tar, possibly characteristic for benzene
PV-3	Tar Precipitator	High – Significant tar expected, possibly characteristic for benzene
PV-4	LGA No. 4	Assume high probability of tar and sludges – possibly ignitable wood and tar/sludge characteristic for benzene
PV-5	LGA No. 5	Assume high probability of tar and sludges – possibly ignitable wood and tar/sludge characteristic for benzene
PV-6	LGA No. 6	Assume high probability of tar and sludges – possibly ignitable wood and tar/sludge characteristic for benzene
PV-7	“New” LGA	Assume high probability of tar and sludges – possibly ignitable wood and tar/sludge characteristic for benzene
PV-8	Actifier (Abandoned)	Assume high probability of sludge – possibly corrosive and characteristic for benzene.
PV-9	Abandoned Vessel	Empty
PV-10	LBA Light Oil Scrubber	Known tar and solid residuals – Listed as K143, known to be characteristically hazardous for benzene. Did not ignite.





## Proposed Decontamination and Demolition Sequence

The proposed Sequence is to open access to the equipment prior to purging and lowering/tripping of the vertical process equipment working from east to west (PV-1 to PV-9, Figure 1). Note: Prior to initiating any activities under this IRM Work Plan, including sampling, a Job Safety Analysis (JSA) shall be prepared and shall be available to the NYSDEC and NYSDOH at the onsite project office.

All demolition activities shall be completed in accordance with the current Building Permit (**Appendix D**) and after a Pre-demolition Checklist (**Appendix E**) has been completed. Decontamination and quench water produced during sampling, decontamination and demolition of the process equipment shall be treated and discharged in accordance with the Industrial Waste Discharge Permit No. 331 (**Appendix F**) issued by the Town of Tonawanda. Pre-approval of new aqueous waste streams shall be requested before discharge to the treatment system. All work under this IRM Work Plan shall be conducted in accordance with the Site Health and Safety Plan (HASP, **Appendix G**).

The sequence of construction has been developed based on the current knowledge of the activities. The sequence may be altered due to access or delays in sampling and waste approvals. The current proposed sequence is:

1. Sampling (see Sampling)
  - a. JSA for sampling. Note: JSA's prepared under this work plan will be prepared prior to starting the sampling;
  - b. Establish a CAMP station (**Appendix H**) no more than 50 feet downwind of the equipment during sampling;
  - c. Mobilize fire suppression equipment and a water bath should a sample require quenching;
  - d. To the extent possible, open and sample residuals and blocking in PV-1 through PV-9 and liquids in the pump house. The residuals on the floor and pedestals in the pump house and exhauster building will be sampled for disposal characteristics. Wood blocking, if still present, in PV-4 through 7 shall be sampled and tested;
  - e. All sampling will be conducted in strict accordance with the sampling plan herein;
  - f. Compile data;
  - g. Share data with Project Health and Safety Officer, Project Manager and Project Superintendent for preparation of JSA's; and
  - h. Submit to waste brokers to initiate<sup>2</sup> pre-approval for waste streams.
2. Pump House (Building BCP-38)
  - a. Complete the Building Pre-demolition Checklist;
  - b. JSA for demolition. Note: JSA's prepared under this work plan will be prepared prior to starting the equipment removal;
  - c. Deenergize all electrical equipment and connections to the pump house;
  - d. Establish a CAMP station (**Appendix H**) no more than 50 feet downwind of the equipment during equipment decontamination and demolition;
  - e. Drain all free liquids from piping and equipment in the pump house;

---

<sup>2</sup> It may not be practicable to wait for all disposal profile approvals in advance of opening some process vessels. The need to do this during above freezing temperatures requires we finish these activities before the end of October.



- f. Remove the internal piping and equipment;
  - g. Recycling or disposal of the equipment;
  - h. Scrape and consolidate residuals on the floors and equipment pedestals as accessible. All materials scraped from the floors and pedestals shall be containerized (drum, waste box, or roll off);
  - i. Demolition of the building;
  - j. Decontaminate the slab with water or ice blasting; and
  - k. Sample floor and pedestal residuals and brick for disposal characteristics.
- 3. Remove COG Pipe Along Broadway (Note: this may progress with the process equipment removal, rather than be completed as a continuous task)
  - a. JSA for demolition. Note: JSA's prepared under this work plan will be prepared prior to starting the COG pipe removal;
  - b. Establish a CAMP station (**Appendix H**) no more than 50 feet downwind of the pipe section during removal and decontamination; and
  - c. The COG pipe along Broadway could interfere with the demolition of the pump house, exhauster building and some process equipment, this will be disconnected and removed following the Coke Oven Gas Pipe and Coke Oven Gas Pipe Residuals Interim Remedial Measures Work Plan (October 2021) as necessary to access the work items listed below.
- 4. Exhauster Building (Building BCP-20)
  - a. Complete the Building Pre-demolition Checklist;
  - b. JSA for demolition. Note: JSA's prepared under this work plan will be prepared prior to starting the COG pipe removal.
  - c. Deenergize all electrical equipment and connections to the exhauster building;
  - d. Establish a CAMP station (**Appendix H**) no more than 50 feet downwind of the building during equipment decontamination and demolition;
  - e. The exhauster building is interconnected to the rest of by-products with COG pipe; this will be disconnected and removed following the Coke Oven Gas Pipe and Coke Oven Gas Pipe Residuals Interim Remedial Measures Work Plan (October 2021);
  - f. The exhausters will be sealed or purged;
  - g. The building corrugated siding and roof will be removed and staged for disposal;
  - h. The structural steel will be removed, cleaned and recycled;
  - i. The exhausters will be completely purged with nitrogen or filled with quench water for no less than 72-hours;
  - j. Decontamination and quench water will be contained on the building slab and conveyed to the groundwater treatment system for treatment prior to discharge under permit;
  - k. The exhausters will be cleaned and recycled;
  - l. Scraping and consolidation of residuals on the floors and equipment pedestals as accessible. All materials scraped from the floors and pedestals shall be containerized (drum, waste box, or roll off); and
  - m. Decontaminate the slab with water or ice blasting.
- 5. Secondary Cooler (PV-2)
  - a. JSA for cooler removal. Note: JSA's prepared under this work plan will be prepared prior to starting the COG pipe removal.
  - b. Mobilize the water truck, and one full weir tank of water to the PV-2 vicinity;



- c. Establish a CAMP station (**Appendix H**) no more than 50 feet downwind of the equipment during equipment purging, inerting, and decontamination and no more than 50 feet downwind of the fall zone envelope when the equipment is lowered/tripped;
  - d. The secondary cooler is interconnected to the rest of by-products with COG pipe; this will be disconnected and removed following the Coke Oven Gas Pipe and Coke Oven Gas Pipe Residuals Interim Remedial Measures Work Plan (October 2021);
  - e. Purge the secondary cooler with nitrogen;
  - f. Lower the secondary cooler onto the former exhaust building slab;
  - g. Purge the lowered/tripped unit;
  - h. Quench all exposed residuals with water;
  - i. Decontamination and quench water will be contained on the building slab and conveyed to the warehouse (Building BCP-18) weir tank prior to conveyance to the groundwater treatment system for treatment prior to discharge under permit;
  - j. Shear open the secondary cooler to allow access to and removal of the residuals;
  - k. Place residuals in the COG quench tank for no less than 72-hours;
  - l. Decontaminate the steel shell and recycle;
  - m. Remove residuals from quench tank and stage on polyethylene sheeting on the former bag house slab;
  - n. Monitor temperature change as the residual dries; and
  - o. Dispose of residuals in accordance with the sample profile.
6. Primary Cooler (PV-1)
- a. JSA for cooler removal. Note: JSA's prepared under this work plan will be prepared prior to starting the COG pipe removal.
  - b. Mobilize the water truck, and one full weir tank of water to the PV-1 vicinity;
  - c. Establish a CAMP station (**Appendix H**) no more than 50 feet downwind of the equipment during equipment purging, inerting, and decontamination and no more than 50 feet downwind of the fall zone envelope when the equipment is lowered/tripped;
  - d. The primary cooler is interconnected to the rest of by-products with COG pipe, this will be disconnected and removed following the Coke Oven Gas Pipe and Coke Oven Gas Pipe Residuals Interim Remedial Measures Work Plan (October 2021);
  - e. Purge the primary cooler with nitrogen;
  - f. Lower the primary cooler onto the former exhaust building slab;
  - g. Purge the lowered/tripped unit;
  - h. Quench all exposed residuals with water;
  - i. Decontamination and quench water will be contained on the building slab and conveyed to the warehouse (Building BCP-18) weir tank prior to conveyance to the groundwater treatment system for treatment prior to discharge under permit;
  - j. Shear open the primary cooler to allow access to and removal of the residuals;
  - k. Place residuals in the COG quench tank for no less than 72-hours;
  - l. Decontaminate the steel shell and recycle;
  - m. Remove residuals from quench tank and stage on polyethylene sheeting on the former bag house slab;
  - n. Monitor temperature change as the residual dries; and
  - o. Dispose of residuals in accordance with the sample profile.



7. Tar Precipitator (PV-3)

- a. JSA for precipitator removal. Note: JSA's prepared under this work plan will be prepared prior to starting the COG pipe removal.
- b. Remove the transformer from the precipitator control room (Building BCP-35).
- c. Mobilize the water truck, and one full weir tank of water to the PV-3 vicinity;
- d. Establish a CAMP station (**Appendix H**) no more than 50 feet downwind of the equipment during equipment purging, inerting, and decontamination and no more than 50 feet downwind of the fall zone envelope when the equipment is lowered/tripped;
- e. The tar precipitator is interconnected to the rest of by-products with COG pipe; this will be disconnected and removed following the Coke Oven Gas Pipe and Coke Oven Gas Pipe Residuals Interim Remedial Measures Work Plan (October 2021);
- f. Purge the tar precipitator with nitrogen;
- g. Lower the tar precipitator onto the former exhaust building slab;
- h. Purge the lowered/tripped unit;
- i. Quench all exposed residuals with water;
- j. Decontamination and quench water will be contained on the building slab and conveyed to the warehouse (Building BCP-18) weir tank prior to conveyance to the groundwater treatment system for treatment prior to discharge under permit;
- k. Shear open the tar precipitator to allow access to and removal of the residuals;
- l. Place residuals in the COG quench tank for no less than 72-hours;
- m. Decontaminate the steel shell, if possible, and recycle. If the shell cannot be decontaminated (see Process Equipment), dispose offsite;
- n. Remove residuals from quench tank and stage on polyethylene sheeting on the former bag house slab;
- o. Monitor temperature change as the residual dries; and
- p. Dispose of residuals in accordance with the sample profile.

8. Ammonia Concentrators (PV-4 to PV-7)

- a. JSA for concentrator removal. Note: JSA's prepared under this work plan will be prepared prior to starting the COG pipe removal.
- b. Mobilize the water truck, and one full weir tank of water to the ammonia concentrator vicinity;
- c. Only one ammonia concentrator shall be started on a given day;
- d. Establish a CAMP station (**Appendix H**) no more than 50 feet downwind of each unit of the equipment during equipment purging, inerting, and decontamination and no more than 50 feet downwind of the fall zone envelope when the equipment is lowered/tripped;
- e. The ammonia concentrators are interconnected to the rest of by-products with COG pipe; this will be disconnected and removed following the Coke Oven Gas Pipe and Coke Oven Gas Pipe Residuals Interim Remedial Measures Work Plan (October 2021);
- f. Purge the ammonia concentrator with nitrogen;
- g. Lower the tar precipitator onto polyethylene sheeting on the road north of the equipment location;
- h. Purge the lowered/tripped unit;
- i. Quench all exposed wood block and residuals with water;





- j. Decontamination and quench water will be contained on the building slab and conveyed to the warehouse (Building BCP-18) weir tank prior to conveyance to the groundwater treatment system for treatment prior to discharge under permit;
  - k. Do not begin opening a concentrator unless the entire side (full height top to bottom) can be opened that day;
  - l. Shear open the ammonia concentrator to allow access to and removal of the residuals;
  - m. Place residuals in the COG quench tank for no less than 72-hours. Wood blocking shall be placed in a water bath and wetted for 72-hours;
  - n. Decontaminate the steel shell, if possible, and recycle. If the shell cannot be decontaminated (see Process Equipment), dispose offsite;
  - o. Remove residuals from quench tank and stage on polyethylene sheeting on the former bag house slab;
  - p. Monitor temperature change as the residual dries; and
  - q. Dispose of residuals in accordance with the sample profiles.
9. Abandoned Scrubber (PV-9)
- a. JSA for scrubber removal. Note: JSA's prepared under this work plan will be prepared prior to starting the lowering of the equipment.
  - b. The abandoned scrubber is open and not connected to the rest of the process equipment;
  - c. Establish a CAMP station (**Appendix H**) no more than 50 feet downwind of the equipment during decontamination and no more than 50 feet downwind of the fall zone envelope when the equipment is lowered/tripped;
  - d. Lower the abandoned scrubber onto polyethylene sheeting on the road north of the equipment location;
  - e. All decontamination and quench water spray shall be contained on the polyethylene sheeting;
  - f. Shear open the abandoned scrubber concentrator to allow access to and removal of any residuals;
  - g. Place residuals in the COG quench tank for no less than 72-hours;
  - h. Decontamination and quench water will be contained on the polyethylene sheeting and conveyed to the groundwater treatment system for treatment prior to discharge under permit;
  - i. Decontaminate the steel shell, if possible, and recycle;
  - j. Remove residuals from quench tank and stage on polyethylene sheeting on the former bag house slab;
  - k. Monitor temperature change as the residual dries; and
  - l. Dispose of residuals in accordance with the sample profiles.
10. Abandoned Actifier (PV-8)
- a. JSA for actifier removal. Note: JSA's prepared under this work plan will be prepared prior to starting the COG pipe removal.
  - b. Mobilize the water truck, and one full weir tank of water to the ammonia concentrator vicinity;
  - c. Establish a CAMP station (**Appendix H**) no more than 50 feet downwind of the equipment during equipment purging, inerting, and decontamination and no more than 50 feet downwind of the fall zone envelope when the equipment is lowered/tripped;



- d. The abandoned actifier is surrounded by COG pipe; this will be removed following the Coke Oven Gas Pipe and Coke Oven Gas Pipe Residuals Interim Remedial Measures Work Plan (October 2021);
- e. Even though this equipment has been open for years, purge with nitrogen;
- f. Lower the abandoned actifier onto polyethylene sheeting on the road north of the equipment location;
- g. Purge the lowered/tripped unit;
- h. Quench all residuals with water, note these may have caustic residuals, caution against corrosivity is required;
- i. The pH of the decontamination and quench water will be tested. If above 9, it shall be conveyed to weir tank and neutralized. If less than 9, it shall be conveyed to the groundwater treatment system for treatment prior to discharge under permit;
- j. Shear open the abandoned actifier to allow access to and removal of the residuals;
- k. Place residuals in the COG quench tank for no less than 72-hours;
- l. Decontaminate the steel shell, if possible, and recycle. If the shell cannot be decontaminated (see Process Equipment), dispose offsite;
- m. Remove residuals from quench tank and stage on polyethylene sheeting on the former bag house slab;
- n. Monitor temperature change as the residual dries; and

11. Light Oil Scrubber (PV-10)

- a. JSA for scrubber removal. Note: JSA's prepared under this work plan will be prepared prior to starting the COG pipe removal.
- b. Mobilize the water truck, and one full weir tank of water to the scrubber vicinity;
- c. Establish a CAMP station (**Appendix H**) no more than 50 feet downwind of the equipment during equipment purging, inerting, and decontamination and no more than 50 feet downwind of the fall zone envelope when the equipment is lowered/tripped;
- d. The scrubber is surrounded by COG pipe; this will be removed following the Coke Oven Gas Pipe and Coke Oven Gas Pipe Residuals Interim Remedial Measures Work Plan (October 2021);
- e. Even though this equipment has been open for years, purge with nitrogen;
- f. Lower the scrubber onto polyethylene sheeting on the road north of the equipment location;
- g. Purge the lowered/tripped unit;
- h. Quench all residuals with water;
- i. Decontamination and quench water will be contained on the polyethylene sheeting and conveyed to the groundwater treatment system for treatment prior to discharge under permit;
- j. Shear open the abandoned scrubber to allow access to and removal of the residuals;
- k. Place residuals in the COG quench tank for no less than 72-hours;
- l. Decontaminate the steel shell, if possible, and recycle. If the shell cannot be decontaminated (see Process Equipment), dispose offsite;
- m. Remove residuals from quench tank and stage on polyethylene sheeting on the former bag house slab;
- n. Monitor temperature change as the residual dries; and



- o. Dispose of residuals in accordance with the sample profiles.

Additional details for the activities listed above are provided in the following sections of the work plan.

## Mobilization and Site Controls

Mobilization for the demolition of process equipment and piping will include the following steps:

1. Permits and Approvals:
  - a. A Town of Tonawanda Building Permit for demolition is in place (**Appendix D**). The requirements of that permit are in addition to, and not superseded by this work plan. The more stringent requirements of this Work Plan or the Building Permit apply.
  - b. Approval for discharge of decontamination and dust control water from the Town of Tonawanda (**Appendix F**). The current permit is limited to 2,000 gallons per day of “equipment decon water from investigation”. This permit will be amended for quantities over 2,000 gallons per day and for water generated during decontamination of the process equipment. The amendment will be submitted after data on the decontamination and quench water quality is available.
  - c. All disposal facilities shall be approved by Riverview prior to preparation of any waste profile.
  - d. Waste profiles will be submitted prior to initiation of the demolition and decontamination of each piece of process equipment if profile data is available. To the extent practicable, the approval of the profiles will be sought before any waste is generated.
2. Health and Safety Plan (HASP):
  - a. The site HASP (**Appendix G**) includes requirements for working onsite including the activities associated with the process equipment IRM.
  - b. OSC shall conduct a JSA for each piece of process equipment and shall hold daily safety briefings to ensure that every employee works in the safest and cleanest environment practicable.
  - c. Hazards associated with the decommissioning and demolition of each piece of process equipment will be assessed in JSA’s prior to starting decontamination and demolition activities. The JSA’s will include, but not be limited to:
    - i. Combustible materials;
    - ii. Residual light oil, waste oil and tar materials;
    - iii. Materials containing ammonia and naphthalene;
    - iv. Working on elevated surfaces;
    - v. Stored energy; electrical, hydraulic, and pneumatic;
    - vi. Working on uneven surfaces;
    - vii. Pits, sumps, and other below grade structures;
    - viii. Hot work; and
    - ix. Working near heavy equipment.
3. Work Planning



The work planning for each piece of process equipment shall include:

- a. Daily Work Briefing - The JSA will be incorporated into the specific daily work activities for each unit of process equipment.
- b. Process equipment inspection and temperature measurements - The temperature of the process equipment (sun and shade sides) and any exposed content shall be measured before the daily activity is started. Piping, associated equipment (pumps, instrumentation, valves) shall be photographed and documented, and all points of entry shall be checked.
- c. Equipment List – all personal protective equipment (PPE), and equipment required to open, purge, decontaminate, quench, and suppress any ignition or ignition source shall be available at the process equipment location.
- d. Schedule – Work shall be planned such that process equipment is first opened before noon Monday to Thursday. No unit of process equipment will be opened for the first time after noon Monday to Thursday or at any time on a Friday.

4. Electrical Equipment:

- a. Electrical equipment (pre-existing, not that for the IRM activities) within the work area and any electrical supply to process equipment components such as pump motors and controls will be de-energized prior to starting decommissioning work.
- b. Electrical equipment containing, or potentially containing liquid dielectric fluids will be sampled and tested for Polychlorinated Biphenyls (PCBs) unless previous testing data is available. No PCB containing equipment is known to exist in the IRM work areas.
- c. One non-PCB transformer is located in the precipitator control room (Building BCP-35). The transformer fluids will be drained and properly recycled or disposed of appropriately prior to work on PV-3 through PV-7.

5. Asbestos Containing Material (ACM):

It is not anticipated that ACM will be encountered during the process equipment and piping work because the identified ACM had been previously abated. However, there is a potential for ACM such as gaskets, hidden pipe insulation, or electrical equipment insulation to be present. If suspect ACM is observed, the suspect ACM will be inspected by 56 Services and, if required, will be sampled prior to disturbance. Pipe materials containing gaskets may be cut and disposed as ACM if cutting and management can be completed without disturbing the suspect ACM.

6. Work Zone Delineation:

Work Zone delineation prior to the start of work will consist of identifying:

- a. Utilities and planning for utility protection or deenergizing;
- b. Fall radius evaluation;
- c. Access to quench water;





- d. Quench water containment;
  - e. Laydown Areas (Waste, recyclable materials, equipment).
7. Temperature monitoring:
- a. The temperature of the process equipment and residuals shall be monitored prior to, during and following the decontamination process.
  - b. The temperature of the vessel and all exposed contents shall be measured and recorded before the work.
  - c. The temperatures (sun side, shade side and exposed residuals) will be monitored and recorded no less than 3 times per day during active work. Two of the temperature measurements shall be 1 hour before and at the end of each day's work shift. If there is a rise in temperature of more than 10°F above any ambient temperature increase, between these readings a third measurement will be taken one hour later to verify the temperature is not continuing to rise independently of the ambient conditions.
  - d. Any rise in temperature, not attributed to the sun or ambient temperature rise, shall be monitored. A rise of more than 10°F that is not associated with the rise of the ambient temperature, shall trigger the need for quenching or sealing the vessel and inerting/purging with nitrogen.
8. Community Air Monitoring Plan (CAMP) and Dust Control:
- a. A CAMP station will be downwind of the IRM activities during the process equipment and piping sampling and decommissioning work.
  - b. A CAMP station will be positioned mid-way between the work area and the closest property line, but in no case more than 50-feet downwind of the operations. Action levels are outlined in the BCP Site CAMP (**Appendix H**).
  - c. Water will be used to limit fugitive dust beyond the work area. All OSC's employees who notice or anticipate dust are required to communicate with their supervisor to implement mitigation measures. OSC's Site Superintendent will take steps to control excessive amounts of dust and/or exposure using water, positioning ground personnel based on wind direction, and directing Operators to close their equipment cab.
  - d. The CAMP is provided in **Appendix H** and will be adhered to during the process equipment and piping work.
  - e. Process Equipment IRM CAMP data will be included in the daily CAMP reports.
9. Stormwater Pollution Prevention Plan (SWPPP):
- a. The BCP site SWPPP will be reviewed in advance of the process equipment and piping work.
  - b. Ponded stormwater within the process equipment area will be treated and discharged through the Groundwater IRM equipment in accordance with the Industrial Waste Discharge (POTW) permit No. 331 (**Appendix F**). The Pre-treatment supervisor shall be



provided with data and a request for authorization form prior to discharge to the treatment system.

- c. Accumulated decontamination and quench water will be contained and tested for treatment through the groundwater IRM equipment.
- d. Excess sediment shall be filtered before pumping to the equalization tank. All filters containing sediment will be contained in drums or roll off containers and either disposed of with the residuals from the associated process equipment or tested for disposal characteristics and disposed of in accordance with the waste profile approval.

#### 10. Process Residual Sampling

- a. Riverview cannot confirm the presence or characteristics of the contents of liquids or solids present in the piping, exterior holding tanks, process equipment, or pumps based on knowledge of the former plant's operations. Samples of the solids and liquids (if present) will be collected for analytical analysis to characterize the waste (see Sampling below).
- b. Generated solid waste residuals from cleaning the process equipment, if significantly different from the initial sample descriptions, will be sampled, as needed, to profile the waste for disposal requirements.
- c. An outline of sampling procedures is provided in the Sampling section of this IRM.

## Sampling

The following shall be the minimum protocol for sampling unknown contents of the process equipment, including any sampling of residuals on, or from floors, equipment pedestals, piping, or exterior components of the process equipment:

- 1. Inspect the exterior of the process equipment to be sampled. There are existing covered or open access points to all process equipment to be decommissioned under this IRM Work Plan. Avoid cutting the equipment to gain access for sampling. Access shall be through existing threaded or bolted connections (e.g. flange) or from drains. The connections shall be removed with non-sparking tools to allow sampling;
- 2. Inspect the ground surface around the process equipment to determine if there has been any previous or suspected historical leakage. Any identified historical leakage will be documented in the field book and reported to the NYSDEC within 24-hours;
- 3. Covers or pipes removed to allow sampling shall be replaced immediately after the sample has been collected;
- 4. Inspect the exterior of the process equipment and piping for signs of rupture, wear/holes, and bulging. If the process equipment or piping shows signs of structural weakness, contact John Black (571-217-6761) and Roxanne Birx (585-734-5255) for inspection;
- 5. Use a photoionization detector (PiD) to check the atmosphere around the outside of the component to be sampled for volatile organic compounds (VOCs);
- 6. Measure the temperature of the vessel, sun side, shade side and at the proposed access point;
- 7. Establish a work zone to allow access to the tank;



8. Set up the CAMP air monitoring station no more than 50 feet downwind of the work zone. Refer to the CAMP (**Appendix H**) for action levels;
9. During sampling:
  - a. No one or no part of anyone's body shall cross into the process equipment for sampling. Non-sparking tools shall be used to extract samples;
  - b. Refer to HASP (**Attachment G**), for the minimum respiratory protection required while sampling;
  - c. Scan the vapors at the opening, just inside the interior of the component for VOCs. Refer to the HASP (**Attachment G**) for Action Levels;
  - d. Scan the vapors at the opening for Lower Explosive (LEL) and oxygen (O<sub>2</sub>). Refer to the HASP (**Attachment G**) for Action Levels; and
  - e. Measure the temperature of the residuals. Place no less than 500 grams of material in an aluminum tray or stainless steel bowl adjacent to the sample access point to record temperature changes associated with exposure to the atmosphere.
10. If the LEL/O<sub>2</sub> meter indicates a potentially explosive atmosphere, oxygen deficient, or oxygen rich atmosphere in the process equipment and the material is not reacting to the atmosphere, vent in accordance with the HASP (**Attachment G**). During venting, monitor the temperature of the process equipment. If the temperature monitoring shows an increase of temperature associated with exposure to the atmosphere, stop purging and inert the process equipment with nitrogen. If no temperature rise, vent until the LEL/O<sub>2</sub> reading indicates the vapor is no longer contains a potentially explosive concentration. Wait 15 minutes and retest;
11. If the temperature monitoring shows a temperature rise of 10<sup>0</sup>F above the ambient temperature due to exposure to the atmosphere, the process equipment shall be purged with nitrogen.
12. If possible, gauge the depth to contents of a process vessel or holding tanks with a non-sparking tape or non-metallic rod. Record depth to first material and the number of phases (liquid, sludge and solid) present. The thickness of solid(s), thickness of liquid(s), color and physical descriptions shall be recorded in the field book. Sample crew shall be prepared to encounter more than one liquid and more than one solid layer,
13. Record (if applicable):
  - a. Depth to each layer;
  - b. Thickness of each layer;
  - c. Apparent viscosity/density;
  - d. Color;
  - e. Other observations.
14. Process equipment field samples
  - a. Solids Field Testing – Each different solid shall be sampled, and representative amounts (no less than 100 grams) shall be placed into a sealable (e.g., Ziploc™) bag and 500 grams shall be placed in an open aluminum tray or stainless steel bowl. Each bag and tray shall be marked with source and sample time. The temperature of the sample in the tray shall be recorded. If ambient temperature is below 50 degrees Fahrenheit (°F), place the bagged sample in a warm, heated, indoor space (not a vehicle). The indoor sample shall not be left unattended. After 15 minutes, insert the PiD probe in the bag above the sample and record the PiD measurement and measure the sample temperature. Record the sample in the tray or bowl. If the temperature of either sample has risen above the



temperature of the surroundings, monitor the temperature of the sample at 15-minute intervals for a minimum of an additional 45 minutes. Monitor the temperature change until it stabilizes or the sample begins to smolder. If smoldering, quench in a 5-gallon bucket of water.

- b. Liquids field sampling – Each different liquid shall be sampled, and representative amount (no less than 100 ml) shall be placed into clean laboratory provided glass container(s). Field visual description and test aqueous materials for pH.

15. Laboratory Samples (Note: Laboratory samples shall not be collected from the field samples; they shall be a split collected BEFORE field samples are placed in the sealable bags and open container.)

- a. Solids - Collect samples from each unique solid material (from process equipment, decontamination containments, and quench tanks) for waste characterization for the full suite of DER-10 parameters except the per- and polyfluoroalkyl substances (PFAS) but including aliquots for Hazardous Characteristics and Toxicity Characteristic Leaching Procedure (TCLP). PFAS sampling is not required for disposal characterization.
- b. Quench Water – Place no less than one gallon of each solid phase in a 5-gallon container and cover the solids with no less than one-inch of potable water. Cover and label the container. Allow water and solids to come to equilibrium for no less than 72-hours. After 72-hours, collect samples for the IWD Permit No. 331 parameters.
- c. Liquids – Collect samples from each unique liquid material within the process equipment for the full suite of DER-10 parameters, except the PFAS, but including Hazardous Characteristics.
- d. Soils – If there is evidence of a release to soils, samples collected below the containment or foundation from each unique soil or other solid material will be for the full suite of DER-10 parameters. If there is evidence of a historical release, one sample from each location will be sampled and analyzed for PFAS and Hazardous Characteristics and TCLP. Note: Any evidence of a historical release shall be documented in the field book, photographed, and reported to the NYSDEC within 24-hours of the discovery.
- e. Sample analysis to determine the appropriate disposal alternative shall include the full suite of DER-10 and toxicity characteristics:
  - i. TCL VOCs and SVOCs'
  - ii. Metals,
  - iii. Pesticides and herbicides,
  - iv. Cyanide,
  - v. Ammonia,
  - vi. Toxicity Characteristic Leaching Procedure (TCLP) VOCs, SVOCs, and Metals,
  - vii. PCBs,
  - viii. Flash Point,
  - ix. Paint Filter Test,
  - x. pH,
  - xi. Reactivity, Cyanide, and
  - xii. Reactivity, Sulfide.





## Hot Work

Torch cutting will be limited to structural steel components in areas that are open to the atmosphere. When practicable, mechanical shearing shall be used in lieu of cutting.

Torch cutting of any COG (red painted) pipe lines or process equipment is prohibited. Torch cutting of natural gas (yellow painted) lines is prohibited unless the line has been purged, frequently monitored with a LEL/O<sub>2</sub> meter, and visibly open at both ends to confirm the conditions are safe for torch cutting. Torch cutting of piping and process equipment covered with coal or coke dust or inside closed buildings is prohibited without approval of the site Superintendent and in strict accordance with a Hot Work Permit (**Appendix I**).

## Piping and Pumps

Prior to the removal of process piping and pumps connected to process equipment, the following steps will be carried out:

- The JSA will be completed.
- Components will be drained of any contents. All fluid contents or product in the piping or pumps will be collected, containerized, and managed as classified based on waste profile sampling.
- Waste contents from different process equipment or pipes will not be mixed unless known to be from the same process and verified to be compatible by testing.
- During dismantlement, COG piping will be managed in accordance with the Coke Oven Gas Pipe and Coke Oven Gas Pipe Residuals Interim Remedial Measures Work Plan. All COG pipe and residuals shall be quenched in accordance with the Work Plan.
- Non-COG process piping will be cut into manageable sections via a hydraulic shear or disconnected at threaded connections or flanges.
- All non-COG piping and pumps removed during this IRM will be stored for recycling or disposal in a manner that eliminates the risk of a release to the environment. Any piping or pumps with liquid or semi-solid material that could not be drained will be placed in a lined container, wrapped, or otherwise sealed while transportation for disposal is pending.
- Piping or pumps that have been decontaminated will be inspected to verify the equipment is free of any liquid or solids and will be staged for recycling.
- All water generated from decontamination of piping or process equipment will be collected or containerized prior to conveying to the groundwater IRM treatment system.

## Process Equipment

Each piece of process equipment will be emptied and decontaminated by removing all process related vapors, liquids, and accumulated solids to the extent reasonably possible. It may not be possible to remove all hardened solid materials.

- Each piece of process equipment except PV-9 (this has been opened to the atmosphere for years) and possibly PV-8 and PV-10 (both have openings to the atmosphere) will be inerted by filling the entire interior cavity with nitrogen.
- Prior to lowering any piece of process equipment to the ground surface, free liquids shall be pumped from the equipment to appropriate containers for storage prior to disposal. Containers



shall be properly labeled and stored in accordance with the characterization data collected (see Sampling). If hazardous, the containers will be stored in the hazardous waste accumulation area in Building BCP-18 or a satellite accumulation area.

- If the solid samples reacted to exposure to the atmosphere, temperature rose more than 10°F above ambient, after purging with nitrogen, the residuals in the process equipment will be quenched/flooded with water from the highest access point. Sufficient quench water shall be added to cover the residuals at the base of the process equipment. Quench water will remain in place for 72-hours.
- Quench water can be recovered from the lower access point and reused in the same process equipment if repeated flooding from the top is required. This is a requirement for the ammonia concentrators (PV-4 through PV-7) if the wood blocking is present throughout the height of the units. After quenching, the water shall be collected and conveyed to the groundwater treatment tank after the sample from the bucket quench test has been approved by the Pre-treatment coordinator.
- If the solid samples did not react to exposure to the atmosphere, temperature did not rise more than 10°F above ambient, after purging with nitrogen, the process equipment can be prepared for tripping without quenching.
- The fall zone for the process equipment shall be covered with polyethylene sheeting.
- The process equipment anchorage shall be removed immediately before the area is prepared to receive the lowered/tripped unit. The anchorage shall be removed by removing the restraining nuts or by shearing or cutting the anchor bolts.
- The processes equipment shall be lowered/tripped to the ground surface. Dust control water will be sprayed as the process equipment is lowered/tripped to the ground.
- The process equipment will be inerted/purged with nitrogen after it is on the ground surface.
- Removal of the contents will not begin until the contents of the process equipment response to exposure to the atmosphere has been verified by monitoring the temperature of the shell and any exposed content.
- The process equipment shall be sheared open from the base to the former top if possible. The temperature of the residual shall be monitored as the residuals are exposed during the shearing.
- Entry into process equipment will not be allowed until it has been sheared and is open to the atmosphere. No confined space entry is allowed under this work plan.
- For the process equipment containing materials that reacted to contact with the atmosphere during sampling (see Sampling above), the residuals will be quenched with water in a quench tank until the residuals have been saturated for no less than 72-hours. Quench water can be reused.
- Decontamination is expected to require a combination of mechanical, manual and high pressure water jet cleaning of accumulated residuals. All decontamination personnel shall review the JSA and follow the HASP (**Attachment G**) and all appropriate safety precautions (General Duty Clause of the United States Occupational Safety and Health Act (Federal OSHA) states: 29 U.S.C. § 654, 5(a)1,) during cleaning.

Decontaminated process equipment shall be cut onsite in acceptable sizes for recycling, and transported to a scrap yard for recycling, shipped after decontamination, or disposed of at a 6 NYCRR Part 360 or Part 376 permitted facility. The decontamination will include, at a minimum:



- Removal of all recoverable liquids with pumps or vacuum equipment.
- Removal of all sediment, sludge and loose scale using scrapers and other handheld equipment.
- Verify the process equipment is empty. It shall not have:
  - More than 1 inch of residue;
  - 3% residue by weight (If less than 119-gallon capacity), or
  - 0.3% residue by weight (If greater than 119-gallon capacity, approximately 3 gallons per 1,000-gallon capacity).

The surfaces of any process equipment that contains residual characteristic or listed hazardous wastes shall be decontaminated by implementing the following:

- High pressure water, carbon dioxide or steam cleaning;
- The surface of the container, interior and exterior shall be cleaned until all loose materials are removed; and
- All wash water and residuals will be contained and treated by filtration, held in a weir tank and after approval conveyed to the groundwater IRM treatment system.

If the residual listed or characteristically hazardous material cannot be removed, the process equipment debris shall be classified, and hazardous debris and shall be managed in accordance with 6 NYCRR Part 376.4(g). Process equipment that cannot be decontaminated shall be processes to size and disposed at a permitted hazardous waste disposal facility.

## Post Removal Inspection

After the process equipment is removed the exposed ground surface or foundation will be assessed to document any evidence of contamination. The NYSDEC will be notified of any observed contamination associated with the activities under this work plan. The observations of possible leakage, testing and actions taken to address the leak will be summarized in the construction completion report. If evidence of a leak/release is identified, the NYSDEC will be notified within 24-hours of the observation.

If necessary, a separate work plan will be developed to address any detailed investigation sampling or supplemental IRM to assess or address observed contamination associated with the activities under this work plan.

## Materials Management

To the extent practicable and safe, materials will be segregated, stored, and managed in accordance with their material composition, including but not limited to:

1. ACM gaskets/flanges
2. Construction and Demolition (C&D) Debris
3. Grossly Contaminated Materials
4. Structural Steel
5. Non-ferrous Metal
6. Non-durable Materials
7. Piping, Pumps, and Equipment
8. Holding Tanks and Process Equipment



## 9. Electrical Equipment and Motors

The management of each class of material is described below.

### ACM gaskets/flanges

ACM will be managed in accordance with the NYSDOL requirements. 56 Services will be engaged to inspect all suspect ACM materials. Gaskets and flange seal materials that are suspect ACM will either be tested or assumed to be ACM and placed in appropriate containers, labeled, stored in a designated ACM storage location, and transported to and disposed offsite at the permitted Modern facility in Model City, New York.

### C&D Debris

C&D debris are those materials that are not suitable for use as fill, and which are not known to be impacted by the former operations at the Riverview BCP site and that are also free of asbestos. These materials are typically plastic or fibrous (e.g., the exhauster building siding or wood supports) and other non-durable materials. These materials will be separated, inspected, staged in a rolloff container or on polyethylene sheeting and shipped offsite for disposal at a permitted landfill. Note: Wood blocking from inside the process equipment is not considered C&D and must be handled as waste, see Non-durable materials below.

As a new waste stream, the NYSDEC will be notified 5 days before the process equipment C&D is transported offsite. All shipments of C&D will be tracked by transporter, disposal facility, and weight in accordance with the Riverview BCP March 23, 2021, Demolition Work Plan (Demolition Work Plan).

Any materials found to be impacted will be segregated and managed by the appropriate waste characterization of hazardous or non-hazardous. C&D debris is anticipated from the demolition (exhauster building siding, precipitator building (if demolished) and roofing materials. The pump house walls will be tested to determine if they can be managed as C&D.

### Grossly Contaminated Materials

The characterization of grossly contaminated materials will include:

- Building materials that are stained and cannot be decontaminated;
- Building materials that are covered with or potentially saturated with petroleum, light oils, or other liquid by-products; and
- Building materials that produce a sheen or sufficient odor that could be detectable during transportation.

Grossly contaminated building materials that cannot be decontaminated will be managed as either a hazardous or non-hazardous waste. The determination shall be made after consultation with the NYSDEC based on laboratory analysis of representative samples. The pump house, any portion of the exhauster building floor slab, or any stained concrete shall be considered “grossly contaminated”. The pedestals of the process equipment will be classified after the associated equipment has been removed. Building materials shall be staged on the associated building slab.





Following sampling and consultation with the NYSDEC, waste profiles will be prepared and submitted for approval by the disposal facilities. As a new waste stream, the NYSDEC will be notified no less than 5 days before any of these materials are transported for disposal.

### Structural Steel

Uncontaminated structural steel shall be segregated into manageable stockpiles in preparation of off-site recycling. Clean structural steel is defined as structural elements that are free of accumulations of hazardous waste and that approved recycling facilities will accept. Clean structural steel shall be stockpiled and inspected before it is prepared for recycling. All shipments of steel scrap will be tracked and recorded in accordance with the Demolition Work Plan and listed on the monthly waste tracker.

As a new material stream, the NYSDEC will be notified no less than 5 days before any of these materials are transported for disposal.

Any structural steel that cannot be decontaminated will be managed as hazardous debris in accordance with 6 NYCRR Part 376.4(g).

### Non-Ferrous Metals

Non-ferrous metals recovered from the process equipment work area shall be stockpiled separately for inspection. Following inspection and no visual observation of contamination, the non-ferrous metal metals will be prepared for recycling. All shipments of non-ferrous scrap will be recorded on the Demolition Work Plan and listed on the monthly waste tracker.

As a new material stream, the NYSDEC will be notified no less than 5 days before any of these materials are transported for disposal.

Any non-ferrous metals that cannot be decontaminated will be managed as hazardous debris in accordance with 6 NYCRR Part 376.4(g).

### Piping, Pumps, and Equipment

Non-COG Piping, Pumps, and Equipment that have been purged, cleaned, and free of visual contamination will be recycled.

Equipment that contains residual process materials that cannot be removed will be managed and disposed of as hazardous debris in accordance with 6 NYCRR Part 376.4(g). Hazardous debris will be stored as a hazardous waste in a satellite accumulation area and inspected weekly until transportation and disposal can be arranged. Storage will be in the hazardous waste storage area if the volume can be accommodated, or more likely in a satellite hazardous waste storage area near the process equipment.

As a new waste stream, the NYSDEC will be notified no less than 5 days before any of these materials are transported for disposal.

### Process Equipment Disposal

The process equipment will be decontaminated as previously described in this IRM Work Plan. If the process equipment cannot be decontaminated to remove hazardous material, then the impacted sections of the process equipment will be classified as hazardous debris in accordance with 6 NYCRR Part 376.4(g). This material will be stored as a hazardous waste and inspected weekly until transportation and disposal



can be arranged. Storage will be in the hazardous waste storage area if the volume can be accommodated, or more likely in a satellite hazardous waste storage area near the process equipment.

As a new waste stream, the NYSDEC will be notified no less than 5 days before any of these materials are transported for disposal.

### Electrical Equipment and Motors

Electrical supply equipment will be removed prior to demolition. There is one relatively new (faceplate in 2006) transformer in the precipitator control room (Building BCP-35) known to contain approximately 60 gallons of dielectric fluid with concentrations less than 50 ppm PCBs. The transformer will be removed from the precipitator control building before work on the tar precipitator (PV-3) or the ammonia concentrators (PV-4 through PV-7) is initiated. The transformer will be stored in the warehouse (Building BCP-18) before it is transported offsite for recycling.

Electric motors will be prepared for offsite recycling by removing any accumulations of process residuals (if present) from the exterior surfaces. The motors will be staged in the warehouse (BCP Building 18) prior to being transported offsite for reuse or recycling.

### Waste Management and Disposal

The residuals from the process equipment are assumed to exhibit the characteristics of the COG residuals, unless:

- previously exposed to the atmosphere (PV-9 and PV-10);
- the pre-mobilization testing was able to confirm the residuals do not react with the atmosphere (PV-1 and PV-2 residuals are possibly not air reactive); or
- the materials are quenched in the process equipment.

Absent evidence that the residuals are not spontaneously combustible, the residuals from the process equipment will be quenched for 72-hours after removal from the sheared unit. The sequence of management shall include, but not be limited to:

- a. Mobilize a quench tank(s) with no less than twice the capacity to hold the estimated volume of material in the process equipment to be tripped that day;
- b. Fill the quench tank to 50% capacity with potable water;
- c. Mobilize a hose hooked to a pump that has quench water available for no less than 4 hours (e.g., a 20 gpm quench pump shall have access to 5,000 gallons of water);
- d. Trip the process equipment onto poly with berms or a concrete slab with surrounding containment;
- e. Shear open the process equipment with a water spray. All sprayed quench water shall be contained and conveyed to the groundwater treatment system;
- f. Move the bulk residuals into the quench tank with an excavator equipped with a smooth blade ditching bucket;
- g. After 72-hours, pump the quench water to the groundwater treatment system or a weir tank; and
- h. Remove the residuals and place on polyethylene sheeting to drain. Temperature shall be monitored as the residuals dry.

The residuals will be managed in accordance with the characteristics determined by laboratory analysis (see Sampling). The residuals in PV-10 are listed hazardous waste K143, and characteristically hazardous



and will either be loaded for immediate transport or stored in a hazardous waste satellite storage area. For purposes of this work plan, and until data indicate otherwise, all residuals are assumed to be characteristically hazardous, in addition to the listed wastes from the light oil scrubber. The waste containers will be properly labeled and dated. The satellite storage area will be inspected weekly until the wastes can be transported from the site.

If the process equipment residuals were not sampled prior to decommissioning and quenching, all wastes generated shall be contained in drums, one cubic yard boxes or rolloff containers. Except those from the light oil scrubber, wastes will be labeled as Non-hazardous waste pending analysis, by their source, and dated. Generated wastes will not be combined unless the residual materials are compatible (e.g. PV-4, PV-5 and PV-6 are the same age and process). The residuals will be sampled, tested, and profiled in accordance with applicable regulations and the requirements of the receiving disposal facility. All wastes will be assumed hazardous and inspected weekly until data are received.

In addition to the standard inspection check list, the temperature of all process equipment residual materials will be monitored at the beginning and end of each work day.

To the extent practicable process equipment decommissioning work that involves the generation of a hazardous waste, will not commence until a disposal facility has been selected to receive the residuals. Every effort will be made to ensure that a hazardous waste treatment or disposal facility is available to transport the hazardous waste from the site within 90-days of the waste being generated. The date of generation will be the day the process equipment is tripped.

Any drummed or containerized waste determined to exhibit the characteristics of hazardous waste or is a listed hazardous waste will be labeled, moved to the 90-day container storage area, inspected weekly and disposed of offsite in accordance with an approved waste profile. No less than 5 days before transportation, the DEC will be notified of the disposition of containers and their contents. Following shipping, the manifest and shipping forms will be properly filed.

Manifests and/or bills of lading will be retained onsite for all waste disposals. A copy of all hazardous waste manifests will be submitted to the DEC at the time of transportation.

## Spills

The SWPPP shall be followed at all times. In the event of a spill:

1. The person discovering the spill shall report to the onsite foreman or project manager immediately:
  - a. Matt Reardon: 716.570.0717
  - b. Pat Cahill: 716.860.5994
  - c. John Black: 571.217.6761
2. Project Manager shall inspect the area as soon as the flow is abated and call the New York State Spill Hotline (1-800-457-7362) within 2 hours of incident identification; if the spill exceeds 5 gallons and reaches the fill surface.



3. In the event of a potential or actual release from the property through a sanitary sewer, the following shall be called:
  - a. Paul Morrow: 716.693.4900 ext. 4550
4. In the event of a potential or actual release from the property beyond Outfall 004, the following shall be called in the order given after calling the NYS Spill Hotline (1-800-457-7362):
  - a. National Response Center: 800.424.8802
  - b. U.S. Coast Guard: 716.846.4168
  - c. USEPA: 732.548.8730
  - d. NYSDEC (Region 9): 716.851.7220

## Reporting

Prior to initiating any activities under this IRM Work Plan the Job Safety Analysis (JSA) for that activity shall be prepared and maintained onsite for review.

The Process Equipment IRM Construction Completion Report (CCR) prepared in accordance with DER-10 shall include copies of all permits and approvals, a shipping summary table of any materials shipped from the property for disposal for the process equipment area work, and a photographic log documenting the work.

## Schedule

The schedule for the demolition of the process equipment area is scheduled to start in June 2022 and the work will take approximately 6 to 9 months to complete, assuming minimal weather delays and delays with laboratories completing the analytical analysis, and gaining approval for transportation and disposal. Work after October 31 will be weather forecast dependent due to the need for using quench water. The proposed sequence is as follows:

- Process equipment and piping inventory and assessment
- Provide access to contents within the piping and equipment
- Temperature monitoring and sampling
- Waste profiling
- Surface water management within the work area
- Equipment and piping dismantlement along with waste material collection and containerization, and equipment and piping cleaning
- Waste inventory
- Assessment of ground surface around concrete foundations.
- Waste disposal

Due to the potential for combustible materials, the schedule will be developed to include the first opening of any process equipment before noon on Monday to Thursday. No process equipment will be first opened after noon or on a Friday.




## Engineering Certification


I, John. P. Black certify that I am currently a NYS registered professional engineer as defined in 6 NYCRR Part 375 and that this Process Equipment IRM Work Plan was prepared in accordance with all applicable statutes and regulations and in substantial conformance with the DER Technical Guidance for Site Investigation and Remediation (DER-10).

Respectfully Submitted,

Inventum Engineering, P.C.



John P. Black, P.E.



Date: July 11, 2022

License No: 062818-1

It is a violation of the laws of New York, for any person, unless acting under the direction of a Licensed Professional Engineer, to alter any item or any portion of this document in any way. If an item bearing the seal of a Licensed Professional Engineer is altered, the altering Engineer shall affix to the item his/her seal and notation "altered by" followed by his/her signature and the date of such alternation, and a specific description of the alteration.



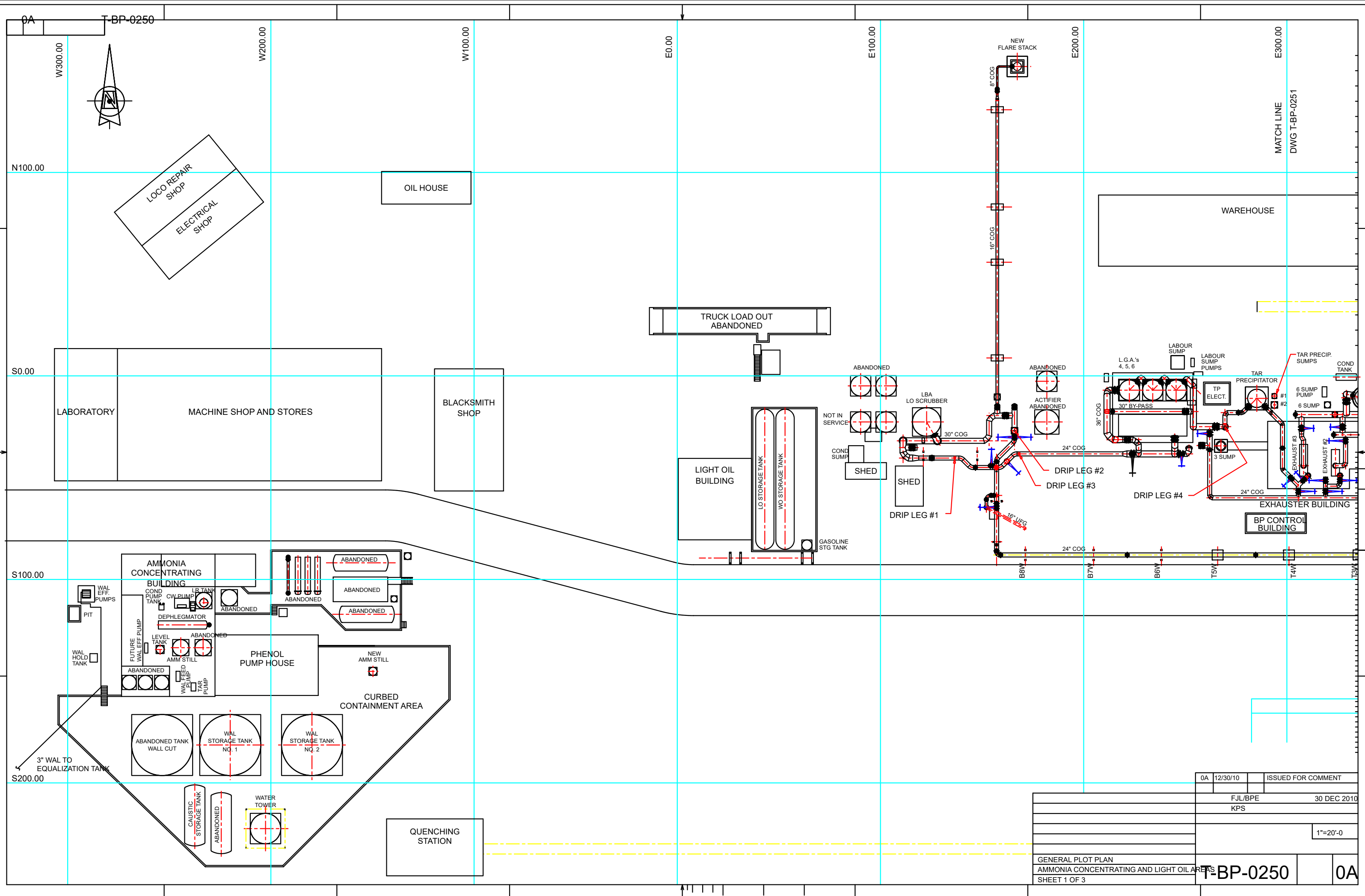
## Appendix A – Process Lines Schematic Diagrams

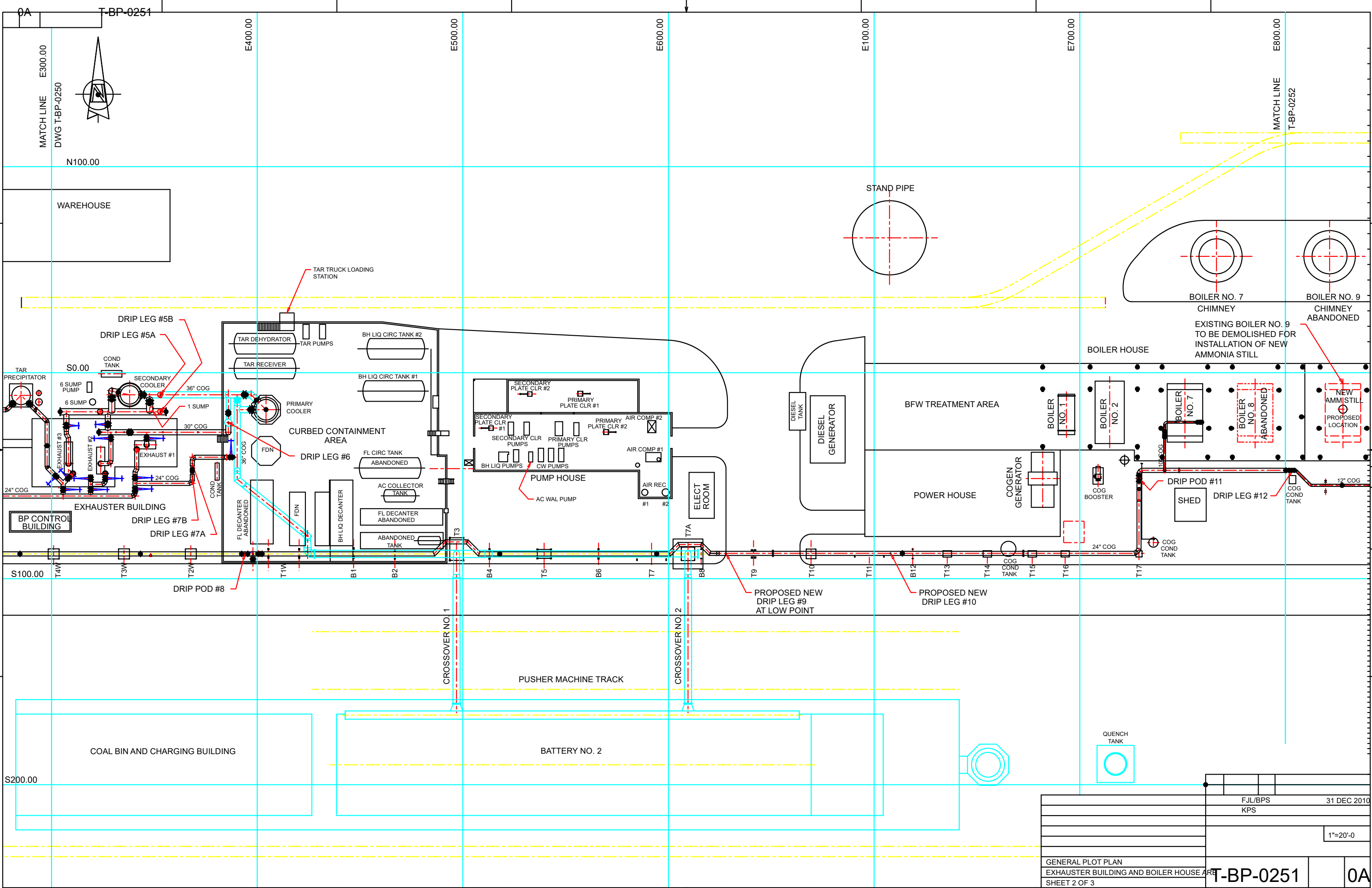




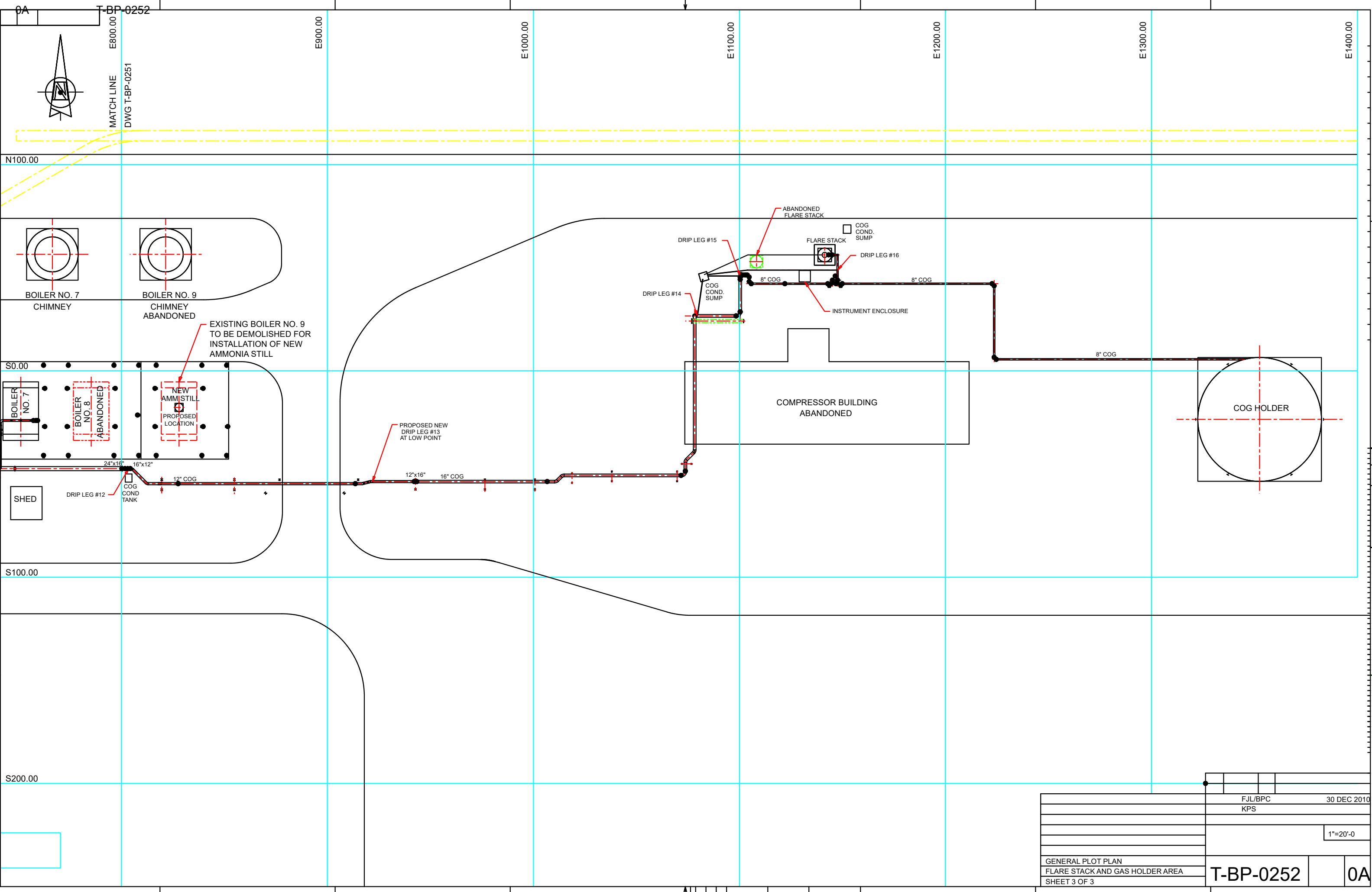
# **TONAWANDA COKE CORPORATION PROCESS LINES SCHEMATIC DIAGRAMS**

Diagrams provided to U.S. EPA by the Tonawanda Coke Corporation.  
Information provided here should be verified for accuracy.

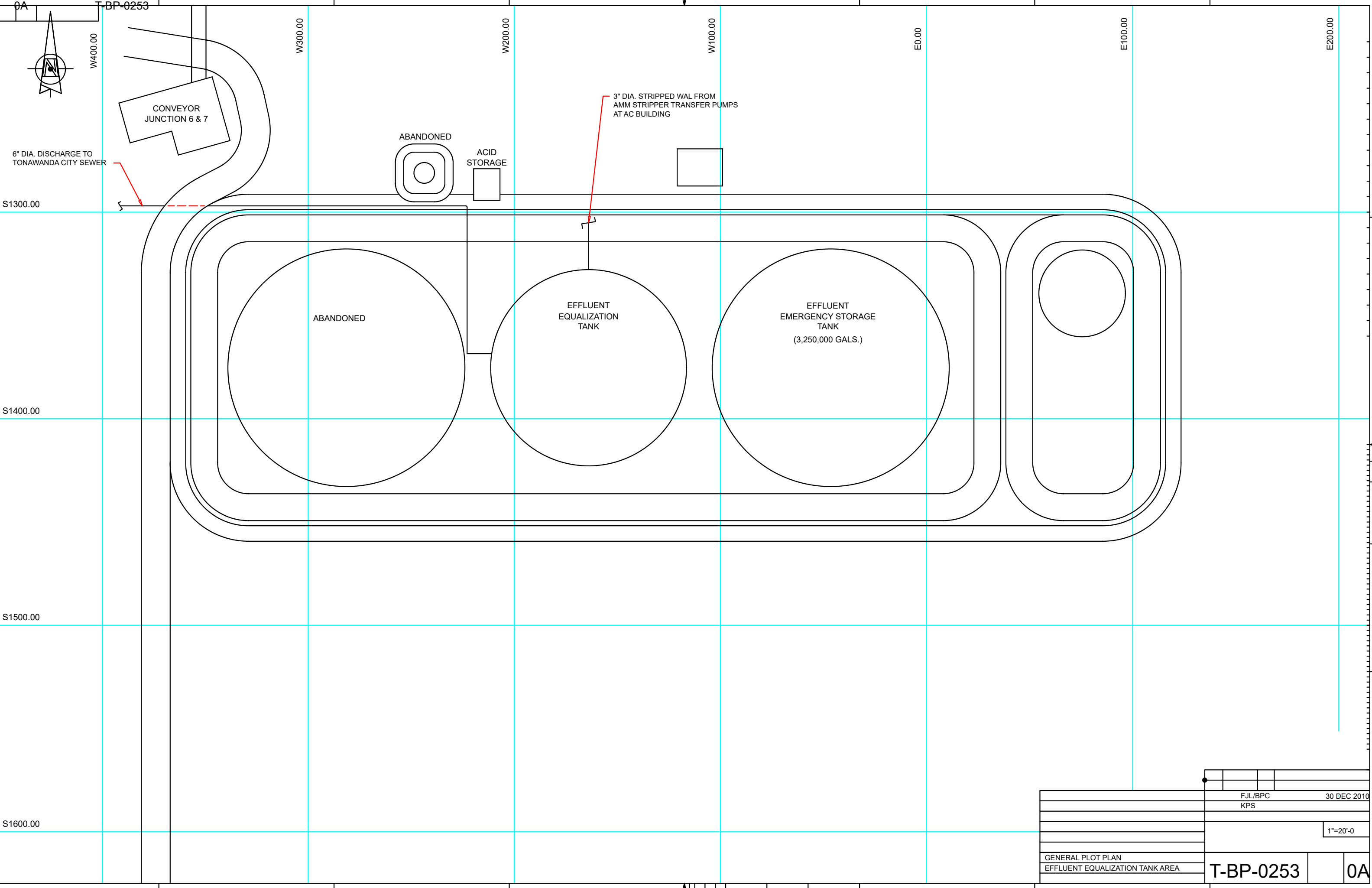


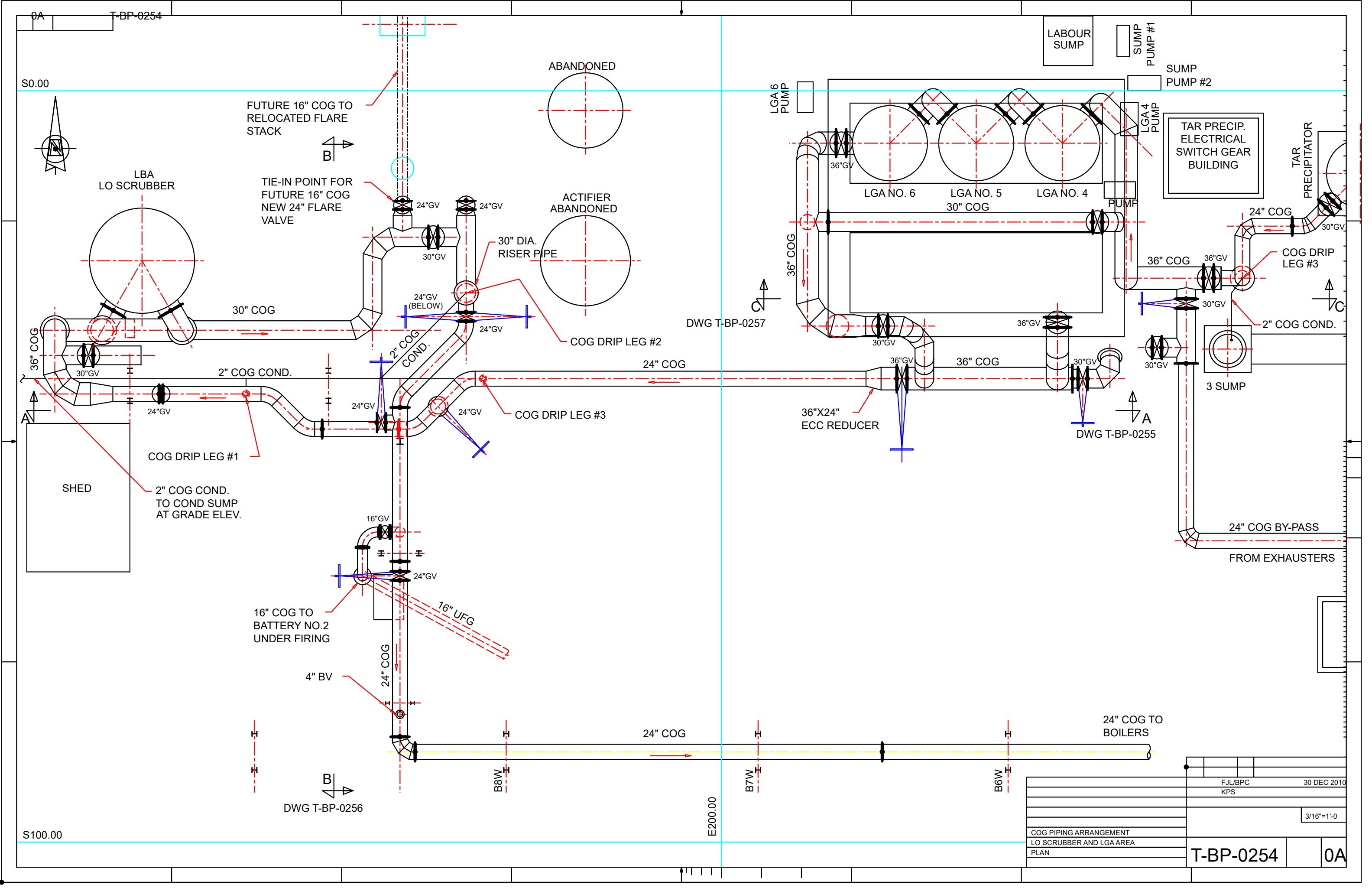


FJL/BPS		31 DEC 2010
KPS		
		1"=20'-0
GENERAL PLOT PLAN		
EXHAUSTER BUILDING AND BOILER HOUSE AREA		
SHEET 2 OF 3		
T-BP-0251		0A



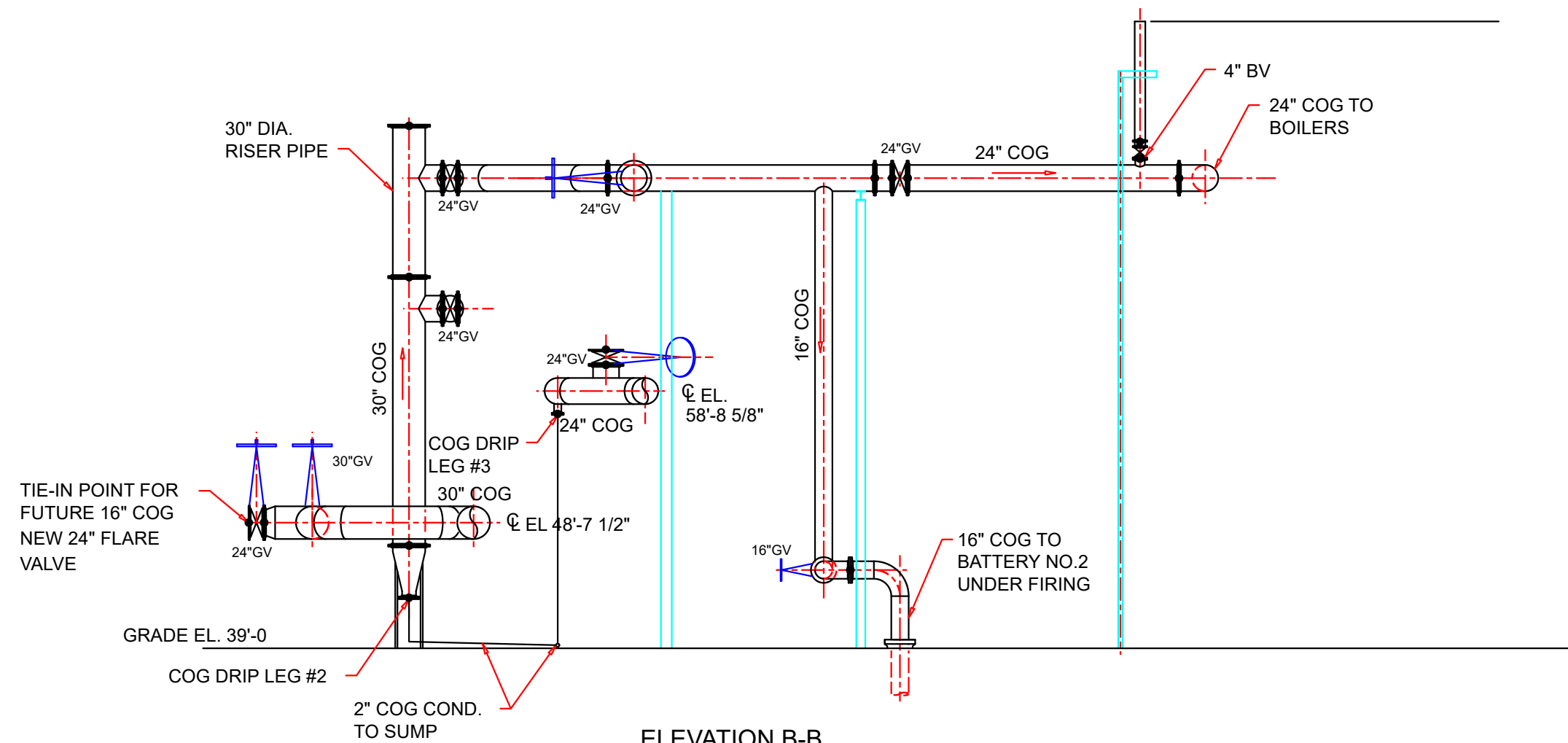
FJL/BPC		30 DEC 2010
KPS		
		1"=20'-0"
GENERAL PLOT PLAN		
FLARE STACK AND GAS HOLDER AREA		
SHEET 3 OF 3		
T-BP-0252		0A





FJL/BPC		30 DEC 2010
KPS		
		3/16"=1'-0
COG PIPING ARRANGEMENT LO SCRUBBER AND LGA AREA PLAN		
T-BP-0254		0A

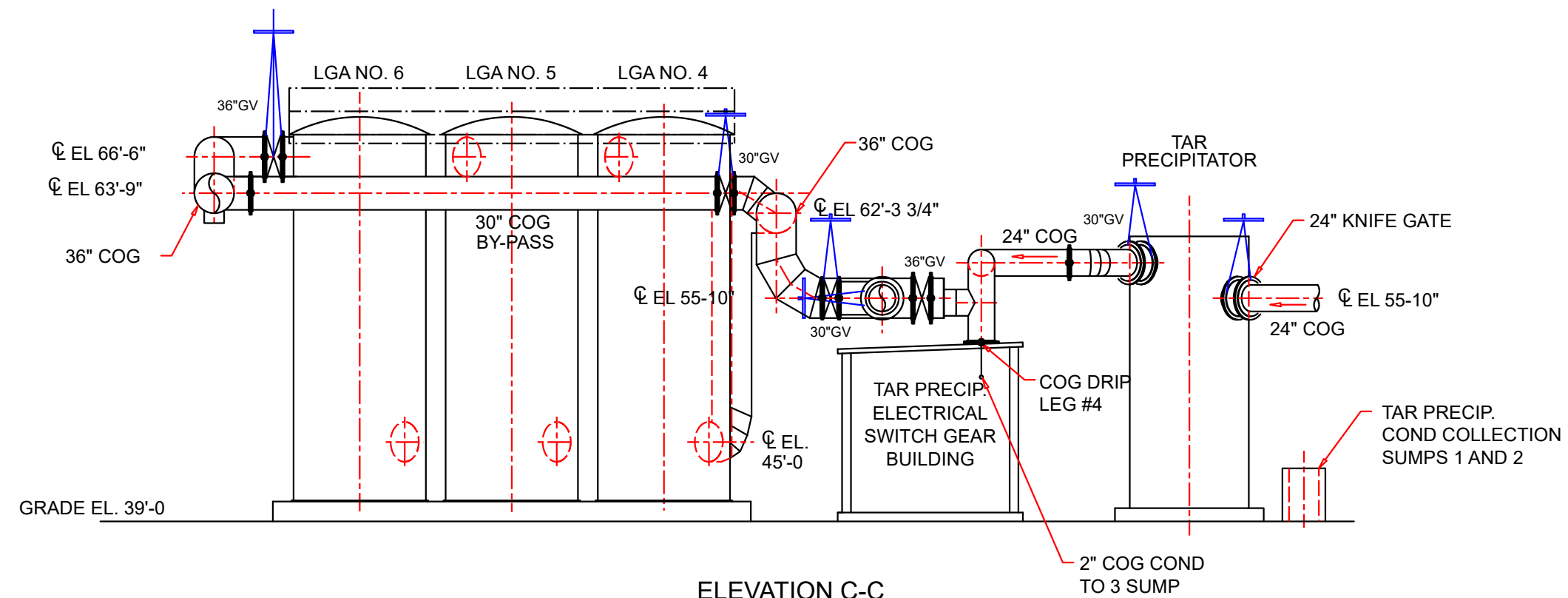




ELEVATION B-B

SCALE: 3/16"=1'-0"  
DWG T-BP-0254

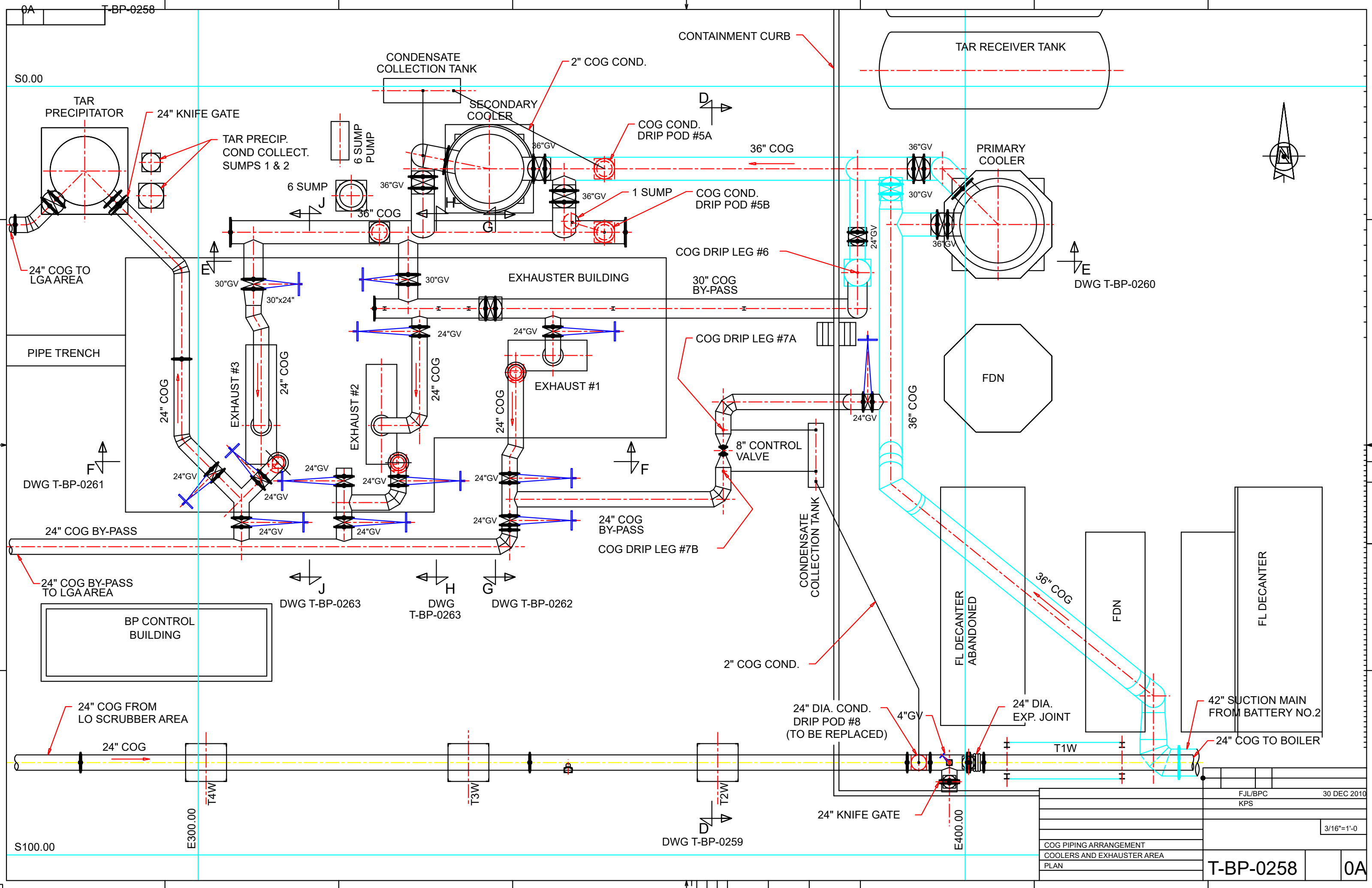
	FJL/BPC			30 DEC 2010
	KPS			
				AS NOTED
COG PIPING ARRANGEMENT				
LO SCRUBBER AND LGA AREA				
ELEVATION B-B	T-BP-0256			0A



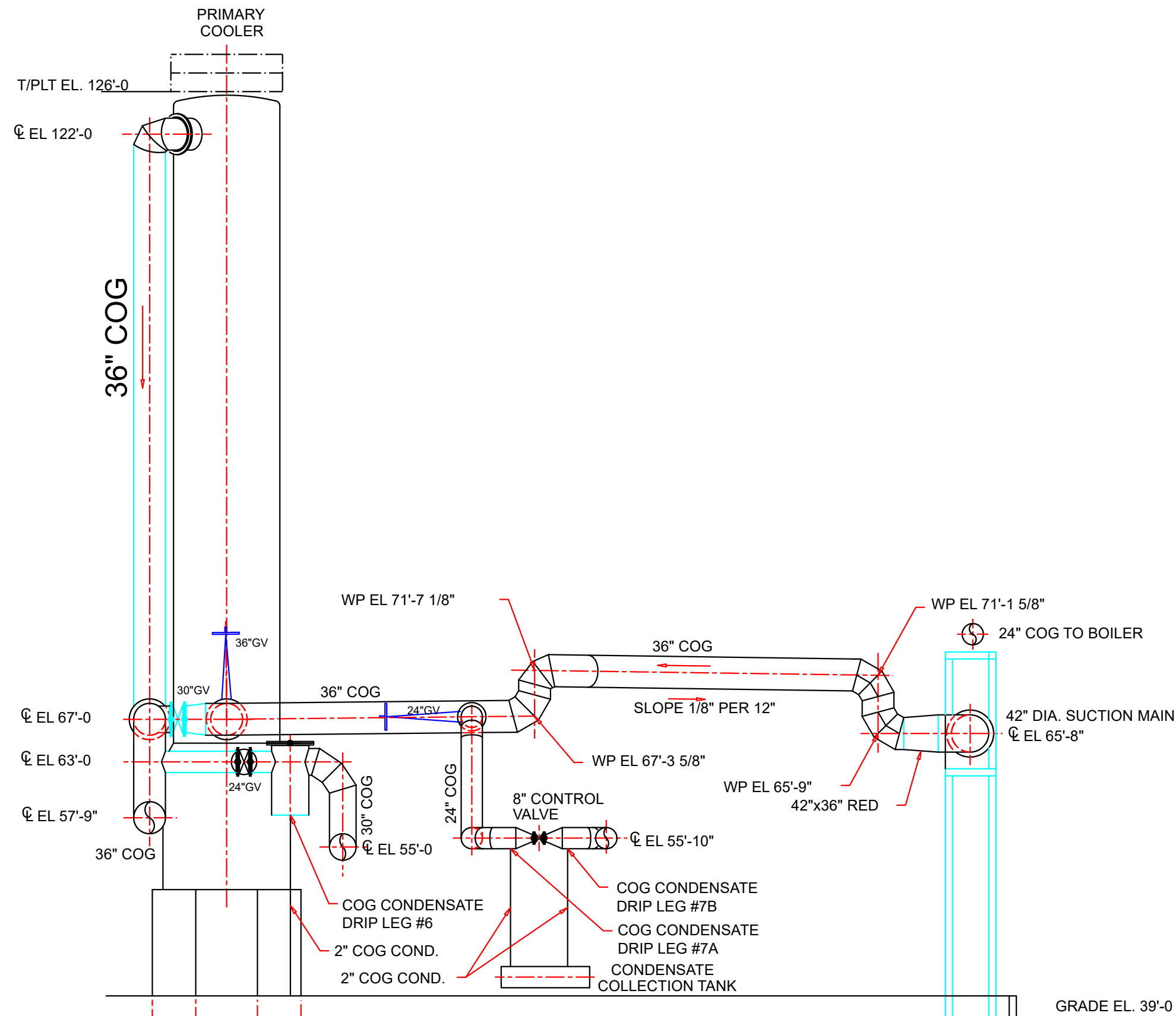
ELEVATION C-C

SCALE: 3/16"=1'-0  
DWG T-BP-0254

	FJL/BPC	30 DEC 2010
	KPS	
		AS NOTED
COG PIPING ARRANGEMENT	T-BP-0257	0A
LO SCRUBBER AND LGA AREA		
ELEVATION C-C		



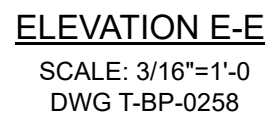
FJL/BPC		30 DEC 2010
KPS		
		3/16"=1'-0
COG PIPING ARRANGEMENT		
COOLERS AND EXHAUSTER AREA		
PLAN		
T-BP-0258		0A



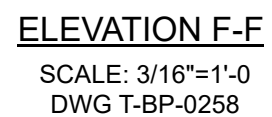
ELEVATION D-D

SCALE: 3/16"=1'-0  
DWG T-BP-0258

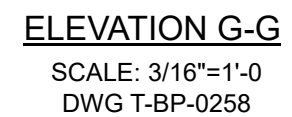
	FJL/BPC		30 DEC 2010
	KPS		
			AS NOTED
COG PIPING ARRANGEMENT			
COOLERS AND EXHAUSTER AREA			
ELEVATION D-D	T-BP-0259		0A



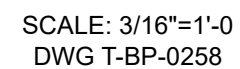
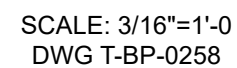
	FJL/BPC	30 DEC 2010
	KPS	
		AS NOTED
COG PIPING ARRANGEMENT	T-BP-0260	0A
COOLERS AND EXHAUSTER AREA		
ELEVATION E-E		

[illegible]

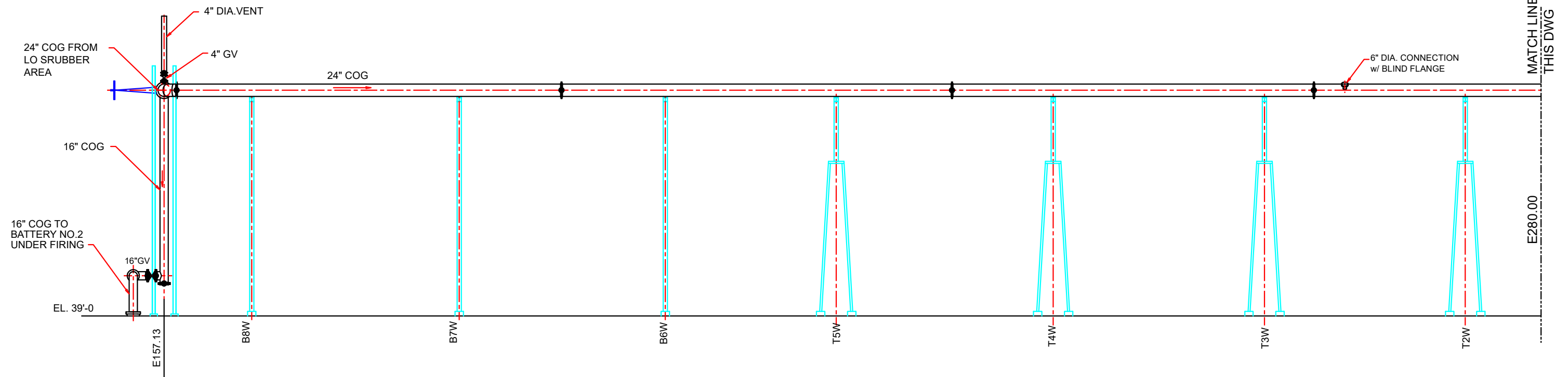




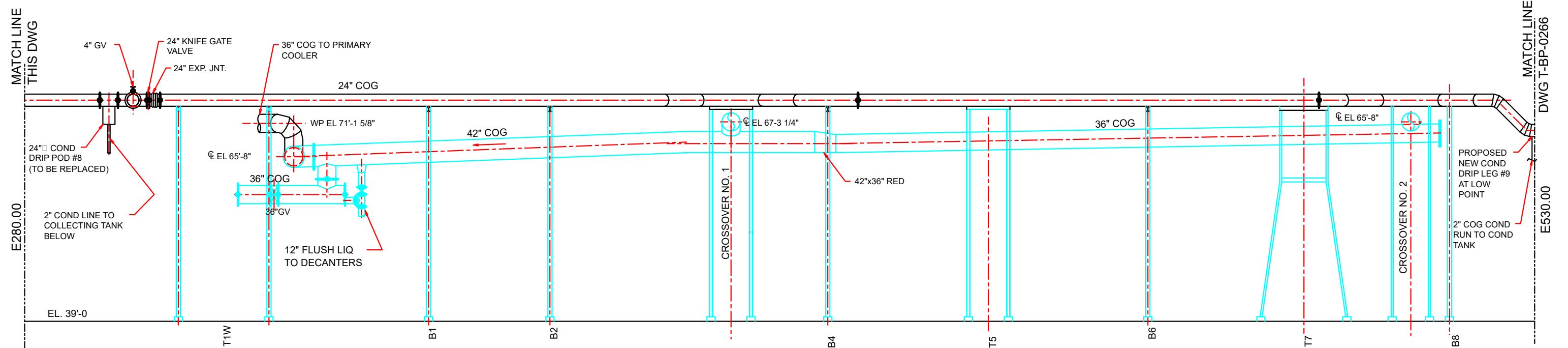
	FJL/BPC	30 DEC 2010
	KPS	
		AS NOTED
COG PIPING ARRANGEMENT		
COOLERS AND EXHAUSTER AREA	T-BP-0262	0A
ELEVATION G-G		



	FJL/BPC			30 DEC 2010
	KPS			
				AS NOTED
COG PIPING ARRANGEMENT				
COOLERS AND EXHAUSTER AREA				
ELEVATIONS H-H, J-J	T-BP-0263			0A

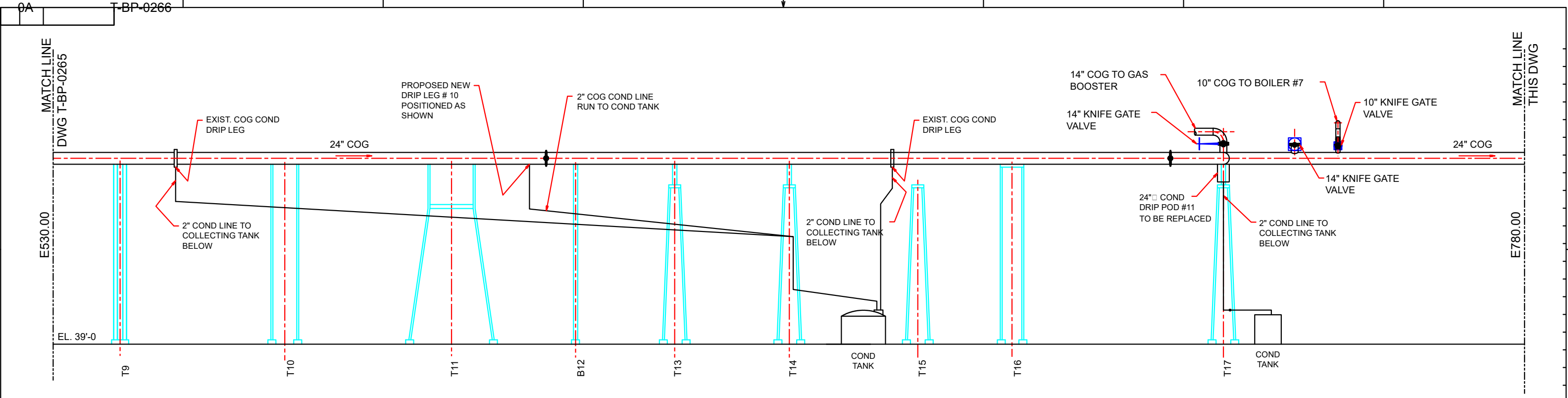


ELEVATION LOOKING NORTH  
STA. E157.13 TO E280.00

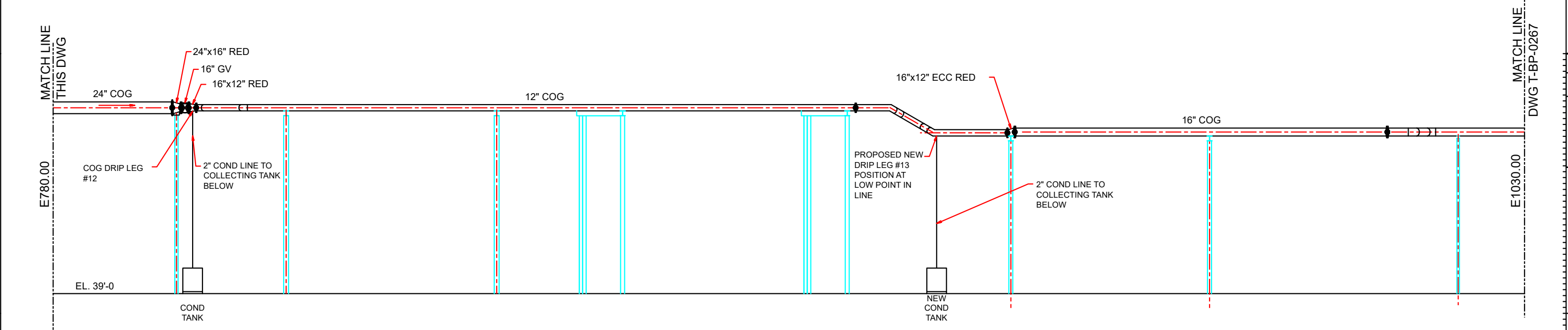


ELEVATION LOOKING NORTH  
STA. E280.00 TO E530.00

	FJL/BPC	30 DEC 2010	
	KPS		
		1/8"=1'-0	
COG PIPING ARRANGEMENT			
24" DIA. COG MAIN TO BOILER HOUSE			
ELEVATIONS			
STA. E157.13 TO E530.00	T-BP-0265		0A

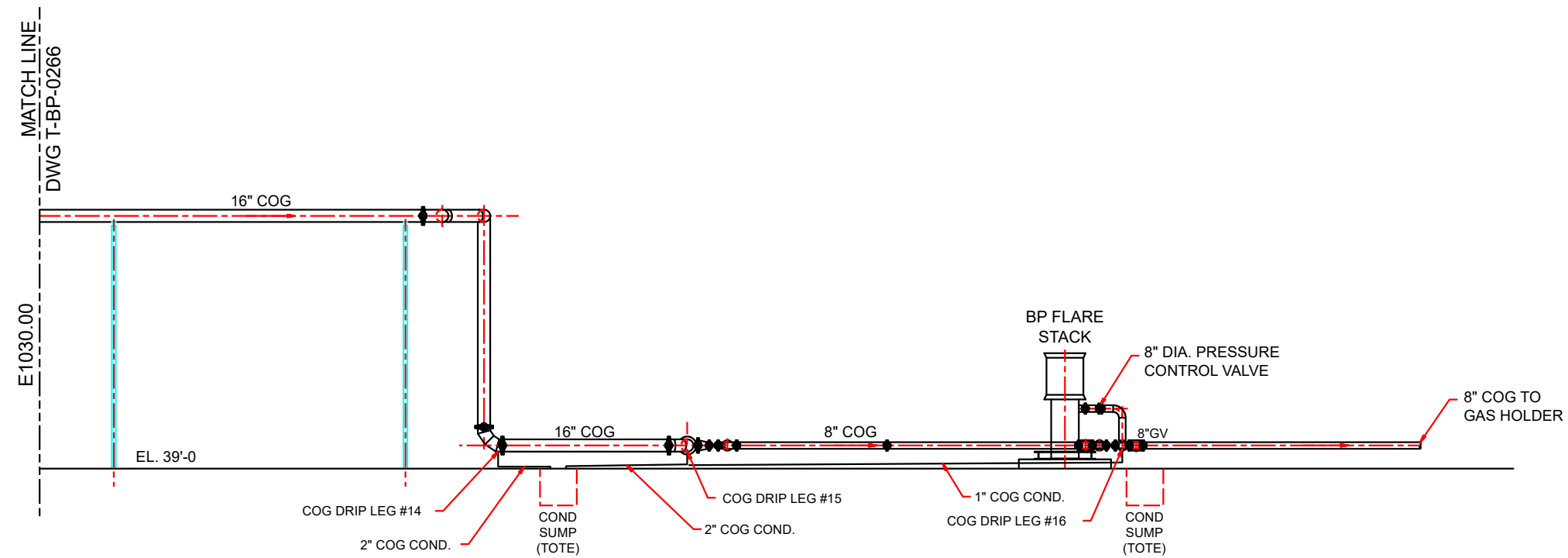


ELEVATION LOOKING NORTH  
STA. E530.00 TO E780.00



ELEVATION LOOKING NORTH  
STA. E780.00 TO E1030.00

	FJL/BPC		30 DEC 2010
	KPS		
			1/8"=1'-0
COG PIPING ARRANGEMENT			
24" DIA. MAIN TO BOILER HOUSE			
ELEVATIONS			
STA. E530.00 TO E1030.0	T-BP-0266		0A



ELEVATION LOOKING NORTH  
STA. E1030.00 TO EXISTING FLARE STACK

[illegible]

## Appendix B - Primary Cooling Tower Process Flow and Material Classification





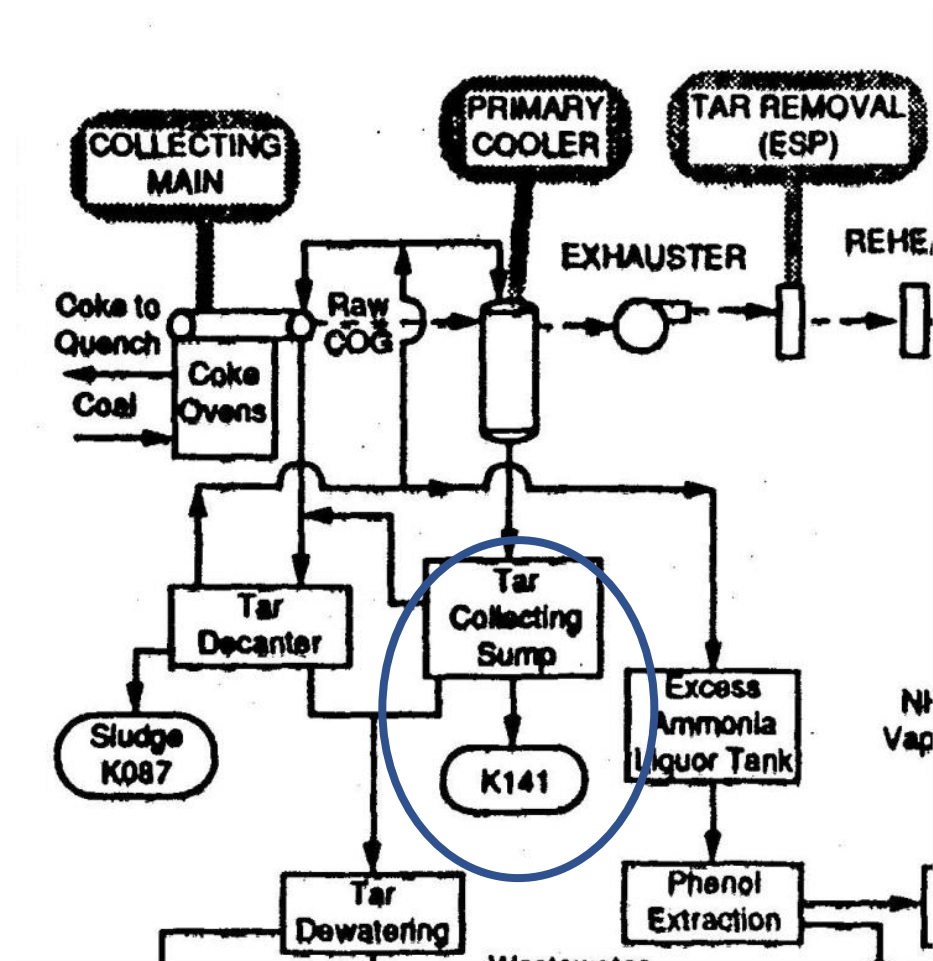
July 8, 2022

To: Ben McPherson

From: Roxanne Birx, John Black, Peter Zaffram

Re: Primary Cooling Tower Process Flow and Material Classification  
Riverview Innovation & Technology Campus, Inc.  
Town of Tonawanda, New York  
NYSDEC Site No. C915353

Inventum Engineering (Inventum) has investigated the characterization of the materials in the primary cooler as K141 – Process Residues from the Recovery of Coal Tar. K141 was identified as the residual from a Tar Collecting Sump after the primary cooler in the 1992 RCRA \_ Final Rule Federal Register, Volume 5, No. 180, August 18, 1992 (Final Rule). An excerpt from Figure 1 of the Final Rule shown herein, indicates K141 being produced from the Tar Collecting Sump.





The Tar Collecting Sump at the Riverview Innovation & Technology Campus (RITC) Brownfield Cleanup Program (BCP) Site is believed to have been after the Secondary Cooler and had been filled in this sequence by the USEPA Emergency Response Team. There is a secondary cooler after the primary cooler before the Tar Precipitator at RITC, but there was not a secondary cooler until after the Ammonia Absorber in Figure 1 of the Final Rule. The following sequence of photographs follows the process flow at the BCP Site:



**Photograph 1:** Primary Cooling Tower, eastern most process vessel, first Coke Oven Gas (COG) process vessel.





**Photograph 2:** Concrete Base, No Visible Tar Collection Sump







**Photograph 3:** The 30-inch line at base of primary cooler which connects directly to the tar decanter.





**Photograph 4:** View of pipe connection to decanter.







**Photograph 5:** The blue line is the pipe shown in Photograph 3 to the tar decanter. The yellow line is a 24-inch to 30-inch line from the Primary Cooler to the Secondary Cooler, prior to the Exhausters.





**Photograph 6:** Line from primary to secondary cooler.







**Photograph 7:** 3-inch to 4-inch lines off southeast side of primary cooler, all lines tie into the north pipe rack running to the Pump House.







**Photograph 8:** Small pipe from Cooler base to valve.





**Photograph 9:** Secondary Cooler, view looking south, just north of Exhauster Building.







**Photograph 10:** A 2-inch line from tank north of Secondary cooler to the tar precipitator condensate sump east of Tar Precipitator.



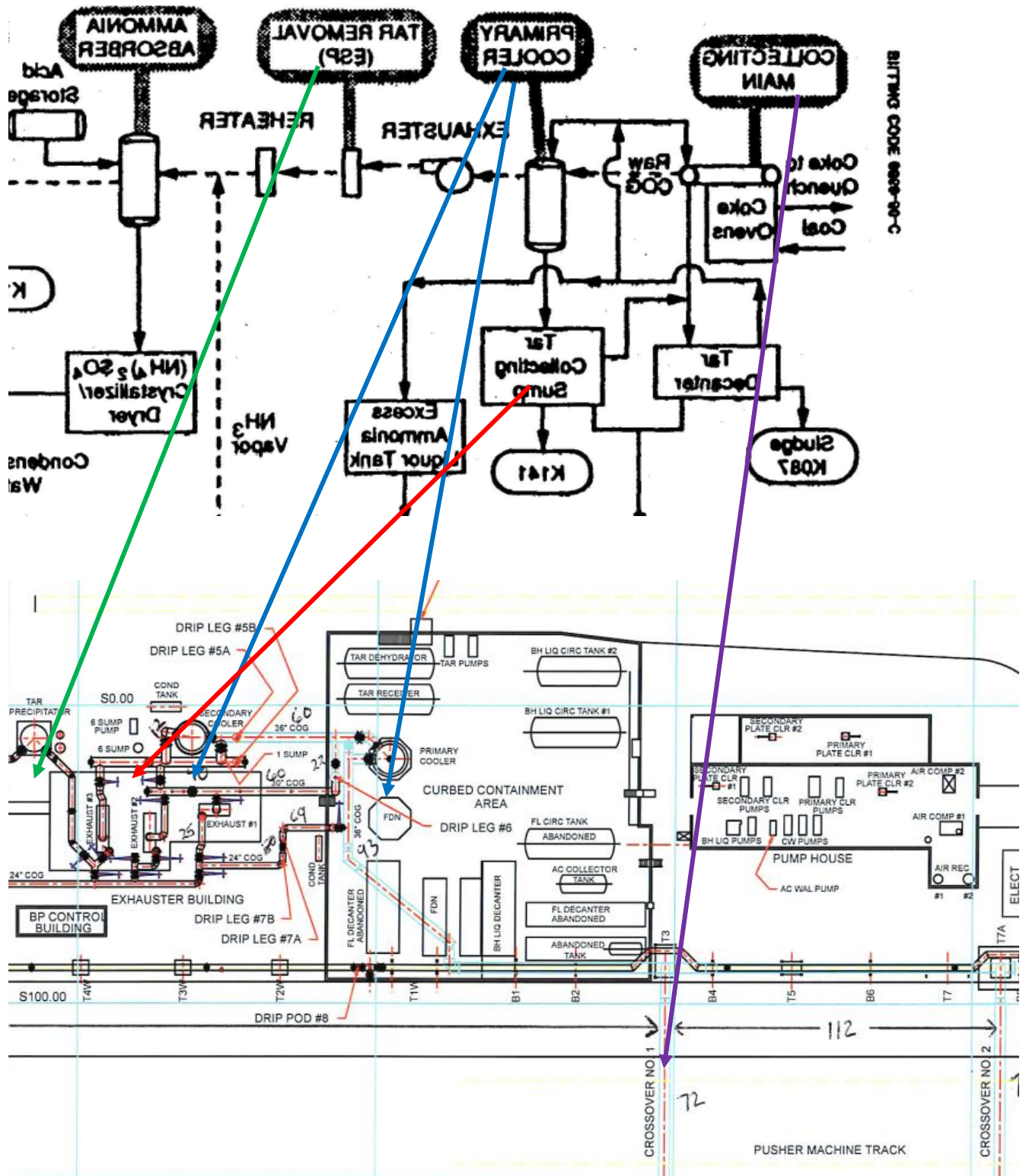


**Photograph 11:** 2-inch line coming from main vertical drip pod on Secondary Cooler.

Although the equipment arrangement is in the opposite flow direction, i.e. Figure 1 of the Final Rule flows left to right, and at the BCP Site, the flow is right to left, the only difference is the addition of the secondary cooler before the Tar Removal instead of after the ammonia absorbers.

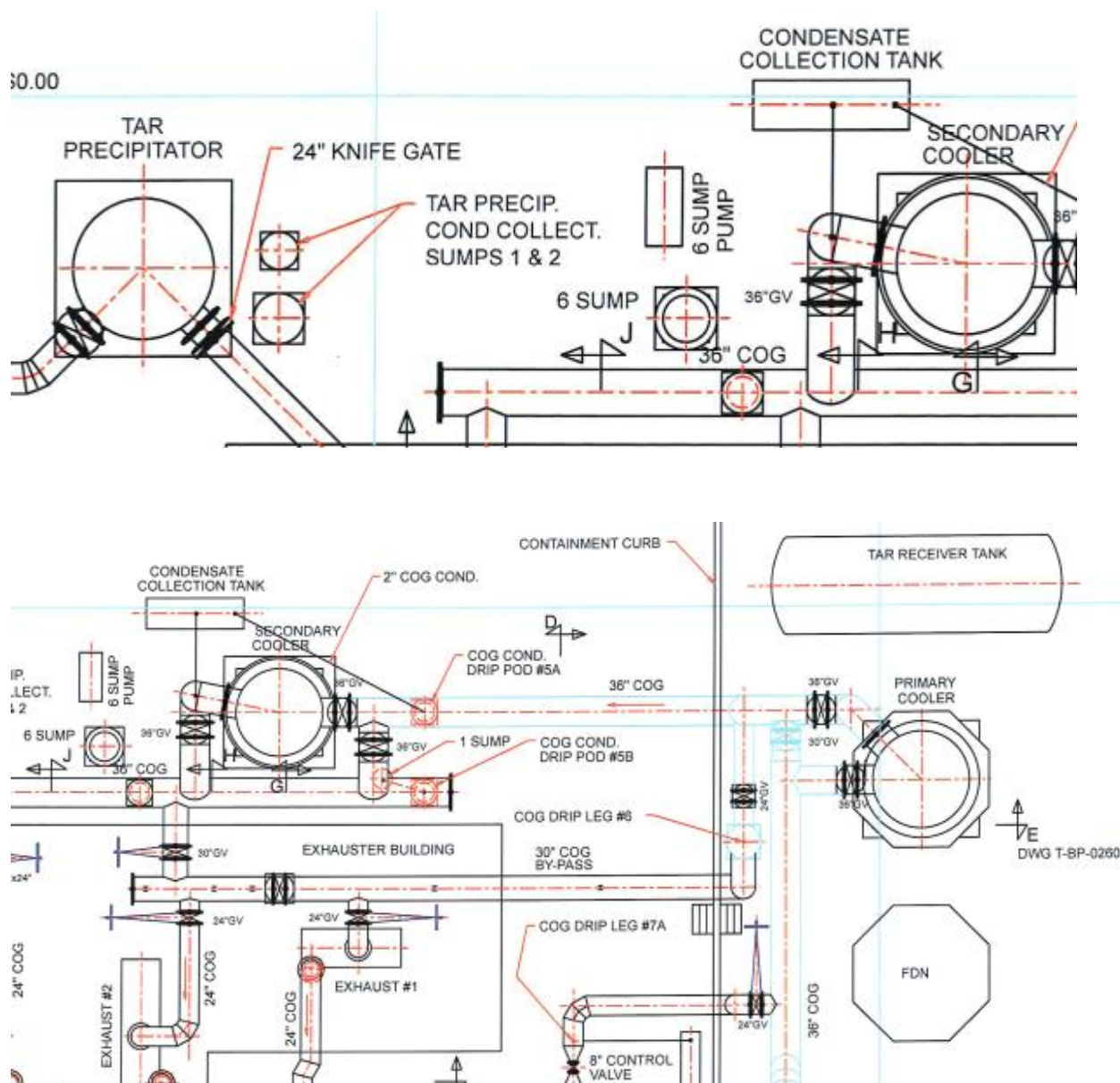






The small tank in Photographs 11, is believed to be the condensate collection tank:





**Excerpts:** Process Schematic Drawing No. T-BP-0258

The tar collection sump is believed to be the “6 Sump” that was backfilled by the US EPA. The gravel in Photographs 10 and 11 is not representative of fill that was from the TCC production period. The USEPA representatives mentioned they filled some pits for “safety reasons”. There is no indication that anything other than filling was completed.

The 1982 schematic of this equipment (Attachment A) does not show a Tar Collecting Sump. All non-COG residuals appear to have been assumed to be in a pumpable liquor phase in the 1982 design. While possible in, and from, the primary cooler at temperatures well above 300°F and it seems unlikely that all residuals in the secondary cooler would have stayed in a liquid phase. As a result, it is our interpretation that any tar like phase, the K141, any associated with the COG process equipment, would have originated



from the 6 sump, would have been pumped with the 6 sump pump (no longer on-site) to the decanter, or remains.

### **Conclusion**

It is Inventum's interpretation that the residual materials in the primary and secondary cooler are solid waste, potentially, characteristically hazardous waste, but not a listed waste because the origin of the waste is not from the concentrated tar from the Tar Collecting Sump.

While seemingly semantics since the hazardous waste will be incinerated whether listed or characteristically hazardous, it is a logistical issue. The disposal facility for the listed and characteristic wastes requires listed wastes to be transported separately and under their own profile, while characteristic hazardous wastes can be combined with other waste streams for more efficient and timely transportation and disposal.

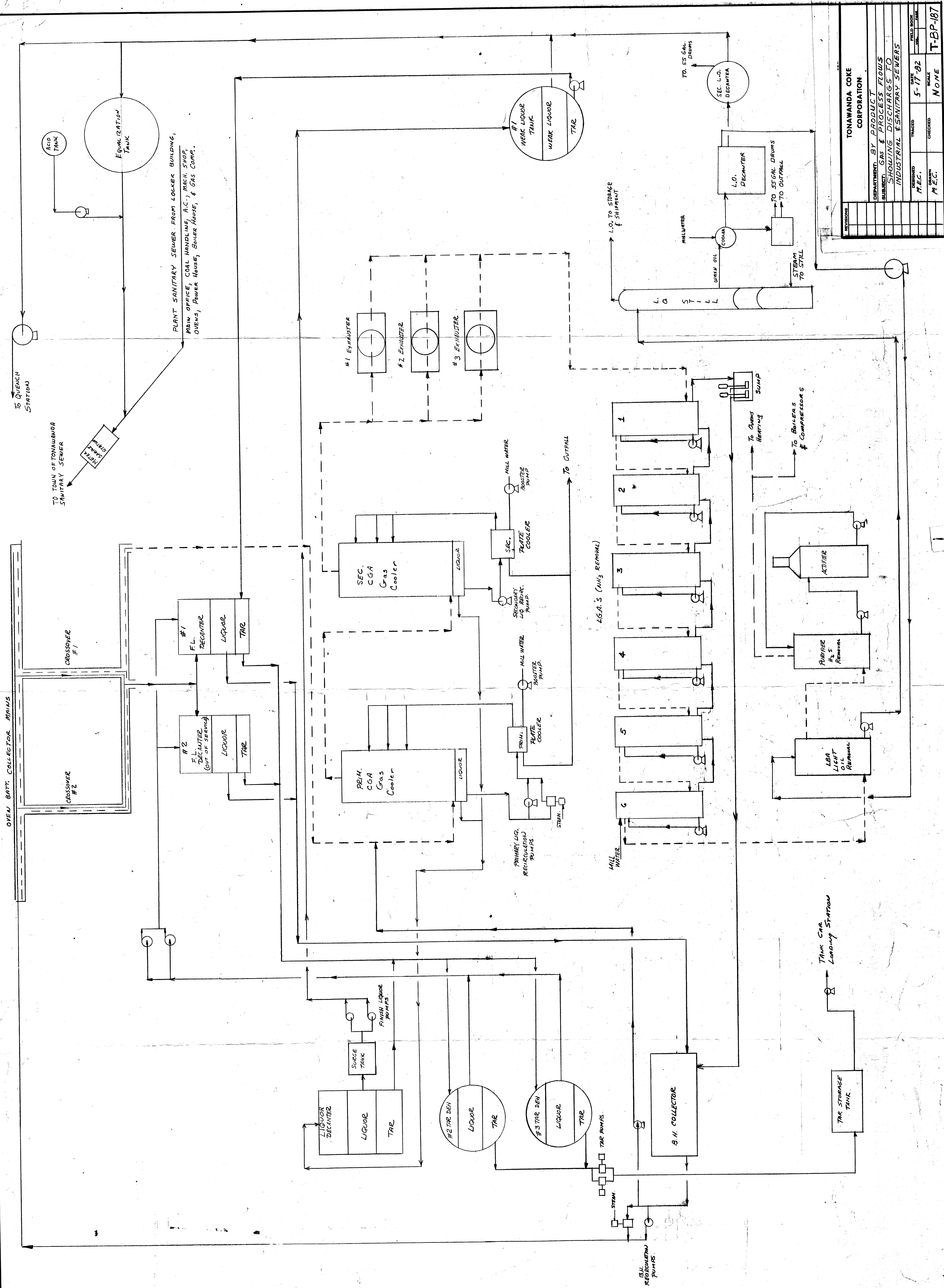


**Attachment A**

**1982 Process Schematic**









## Appendix C – Light Oil Scrubber Residual Laboratory Report





**PARADIGM**  
ENVIRONMENTAL SERVICES, INC.

*Analytical Report For*  
**Inventum Engineering, P.C.**

*For Lab Project ID*

**222043**

*Referencing*

**Western LBA Scrubber**

*Prepared*

**Monday, May 16, 2022**

Any noncompliant QC parameters or other notes impacting data interpretation are flagged or documented on the final report or are noted below:

***Portions of the enclosed report reflects analysis that has been subcontracted and are presented in their original form.***

A handwritten signature in blue ink, appearing to read "K. Hansen", is written over a horizontal line.

Certifies that this report has been approved by the Technical Director or Designee

179 Lake Avenue • Rochester, NY 14608 • (585) 647-2530 • Fax (585) 647-3311 • ELAP ID# 10958

This report is part of a multipage document and should only be evaluated in its entirety. The Chain of Custody provides additional sample information, including compliance with the sample condition requirements upon receipt.

*Report Prepared Monday, May 16, 2022*



Lab Project ID: 222043

Client: Inventum Engineering, P.C.

Project Reference: Western LBA Scrubber

Sample Identifier: West LBA - 05042022

Lab Sample ID: 222043-01

Date Sampled: 5/4/2022 11:20

Matrix: Solid

Date Received 5/5/2022

**Corrosivity as pH**

Analyte	Result	Units	Qualifier	Date Analyzed
Corrosivity (as pH)	7.38 @ 20.1 C	S.U.		5/9/2022 11:58

Method Reference(s): EPA 9045D

**Ignitability**

Analyte	Result	Units	Qualifier	Date Analyzed
Ignitability	No Burn	mm / sec		5/10/2022

Method Reference(s): EPA 1030

**TAL Metals (ICP)**

Analyte	Result	Units	Qualifier	Date Analyzed
Aluminum	180	mg/Kg		5/9/2022 19:59
Antimony	< 4.08	mg/Kg		5/9/2022 19:59
Arsenic	23.3	mg/Kg		5/9/2022 19:59
Barium	8.19	mg/Kg		5/9/2022 19:59
Beryllium	< 0.340	mg/Kg		5/9/2022 19:59
Cadmium	3.33	mg/Kg		5/9/2022 19:59
Calcium	2970	mg/Kg		5/9/2022 19:59
Chromium	9.54	mg/Kg		5/9/2022 19:59
Cobalt	< 3.40	mg/Kg		5/9/2022 19:59
Copper	3.05	mg/Kg		5/12/2022 10:18
Iron	14000	mg/Kg		5/9/2022 19:59
Lead	150	mg/Kg		5/9/2022 19:59
Magnesium	< 170	mg/Kg		5/9/2022 19:59
Manganese	101	mg/Kg		5/9/2022 19:59
Nickel	< 2.72	mg/Kg		5/9/2022 19:59
Potassium	< 170	mg/Kg		5/9/2022 19:59
Selenium	5.34	mg/Kg		5/9/2022 19:59
Silver	< 0.680	mg/Kg		5/9/2022 19:59

This report is part of a multipage document and should only be evaluated in its entirety. The Chain of Custody provides additional sample information, including compliance with the sample condition requirements upon receipt.



**Client:** Inventum Engineering, P.C.

**Project Reference:** Western LBA Scrubber

**Sample Identifier:** West LBA - 05042022

**Lab Sample ID:** 222043-01

**Date Sampled:** 5/4/2022 11:20

**Matrix:** Solid

**Date Received** 5/5/2022

Sodium	< 170	mg/Kg		5/11/2022 09:00
Sulfur	<b>98000</b>	mg/Kg	A	5/11/2022 06:12
Thallium	< 1.70	mg/Kg		5/9/2022 19:59
Vanadium	<b>2.02</b>	mg/Kg		5/9/2022 19:59
Zinc	<b>490</b>	mg/Kg		5/9/2022 19:59

*Due to elevated moisture content in the sample, results reported on a dry weight basis.*

**Method Reference(s):** EPA 6010C

EPA 3050B

**Preparation Date:** 5/6/2022

**Data File:** 220509C

### PCBs

Analyte	Result	Units	Qualifier	Date Analyzed
PCB-1016	< 1.07	mg/Kg		5/12/2022 12:29
PCB-1221	< 1.07	mg/Kg		5/12/2022 12:29
PCB-1232	< 1.07	mg/Kg		5/12/2022 12:29
PCB-1242	< 1.07	mg/Kg		5/12/2022 12:29
PCB-1248	< 1.07	mg/Kg		5/12/2022 12:29
PCB-1254	< 1.07	mg/Kg		5/12/2022 12:29
PCB-1260	< 1.07	mg/Kg		5/12/2022 12:29
PCB-1262	< 1.07	mg/Kg		5/12/2022 12:29
PCB-1268	< 1.07	mg/Kg		5/12/2022 12:29

Surrogate	Percent Recovery	Limits	Outliers	Date Analyzed
Tetrachloro-m-xylene	<b>35.5</b>	12.7 - 101		5/12/2022 12:29

*Reporting limit elevated due to sample matrix. Due to elevated moisture content in the sample, results reported on a dry weight basis.*

**Method Reference(s):** EPA 8082A

EPA 3546

**Preparation Date:** 5/6/2022

### Percent Solids

Analyte	Result	Units	Qualifier	Date Analyzed
Percent Solids	<b>71.4</b>	%		5/6/2022

**Lab Project ID: 222043**
**Client:** **Inventum Engineering, P.C.**
**Project Reference:** Western LBA Scrubber

**Sample Identifier:** West LBA - 05042022

**Lab Sample ID:** 222043-01

**Date Sampled:** 5/4/2022 11:20

**Matrix:** Solid

**Date Received** 5/5/2022

**Method Reference(s):** Par%M

*ELAP does not offer this test for approval as part of their laboratory certification program.*
**Semi-Volatile Organics (Acid/Base Neutrals)**

<b>Analyte</b>	<b>Result</b>	<b>Units</b>	<b>Qualifier</b>	<b>Date Analyzed</b>
1,1-Biphenyl	< 7910000	ug/Kg		5/13/2022 14:47
1,2,4,5-Tetrachlorobenzene	< 7910000	ug/Kg		5/13/2022 14:47
1,2,4-Trichlorobenzene	< 7910000	ug/Kg		5/13/2022 14:47
1,2-Dichlorobenzene	< 7910000	ug/Kg		5/13/2022 14:47
1,3-Dichlorobenzene	< 7910000	ug/Kg		5/13/2022 14:47
1,4-Dichlorobenzene	< 7910000	ug/Kg		5/13/2022 14:47
2,2-Oxybis (1-chloropropane)	< 7910000	ug/Kg		5/13/2022 14:47
2,3,4,6-Tetrachlorophenol	< 7910000	ug/Kg		5/13/2022 14:47
2,4,5-Trichlorophenol	< 7910000	ug/Kg		5/13/2022 14:47
2,4,6-Trichlorophenol	< 7910000	ug/Kg		5/13/2022 14:47
2,4-Dichlorophenol	< 7910000	ug/Kg		5/13/2022 14:47
2,4-Dimethylphenol	< 7910000	ug/Kg		5/13/2022 14:47
2,4-Dinitrophenol	< 31700000	ug/Kg		5/13/2022 14:47
2,4-Dinitrotoluene	< 7910000	ug/Kg		5/13/2022 14:47
2,6-Dinitrotoluene	< 7910000	ug/Kg		5/13/2022 14:47
2-Chloronaphthalene	< 7910000	ug/Kg		5/13/2022 14:47
2-Chlorophenol	< 7910000	ug/Kg		5/13/2022 14:47
2-Methylnaphthalene	< 7910000	ug/Kg		5/13/2022 14:47
2-Methylphenol	< 7910000	ug/Kg		5/13/2022 14:47
2-Nitroaniline	< 7910000	ug/Kg		5/13/2022 14:47
2-Nitrophenol	< 7910000	ug/Kg		5/13/2022 14:47
3&4-Methylphenol	< 7910000	ug/Kg		5/13/2022 14:47
3,3'-Dichlorobenzidine	< 7910000	ug/Kg		5/13/2022 14:47
3-Nitroaniline	< 7910000	ug/Kg		5/13/2022 14:47
4,6-Dinitro-2-methylphenol	< 10600000	ug/Kg		5/13/2022 14:47
4-Bromophenyl phenyl ether	< 7910000	ug/Kg		5/13/2022 14:47

This report is part of a multipage document and should only be evaluated in its entirety. The Chain of Custody provides additional sample information, including compliance with the sample condition requirements upon receipt.

**Client:** **Inventum Engineering, P.C.**
**Project Reference:** Western LBA Scrubber

**Sample Identifier:** West LBA - 05042022

**Lab Sample ID:** 222043-01

**Date Sampled:** 5/4/2022 11:20

**Matrix:** Solid

**Date Received** 5/5/2022

4-Chloro-3-methylphenol	< 7910000	ug/Kg	5/13/2022 14:47
4-Chloroaniline	< 7910000	ug/Kg	5/13/2022 14:47
4-Chlorophenyl phenyl ether	< 7910000	ug/Kg	5/13/2022 14:47
4-Nitroaniline	< 7910000	ug/Kg	5/13/2022 14:47
4-Nitrophenol	< 7910000	ug/Kg	5/13/2022 14:47
Acenaphthene	< 7910000	ug/Kg	5/13/2022 14:47
Acenaphthylene	< 7910000	ug/Kg	5/13/2022 14:47
Acetophenone	< 7910000	ug/Kg	5/13/2022 14:47
Anthracene	< 7910000	ug/Kg	5/13/2022 14:47
Atrazine	< 7910000	ug/Kg	5/13/2022 14:47
Benzaldehyde	< 7910000	ug/Kg	5/13/2022 14:47
Benzo (a) anthracene	< 7910000	ug/Kg	5/13/2022 14:47
Benzo (a) pyrene	< 7910000	ug/Kg	5/13/2022 14:47
Benzo (b) fluoranthene	< 7910000	ug/Kg	5/13/2022 14:47
Benzo (g,h,i) perylene	< 7910000	ug/Kg	5/13/2022 14:47
Benzo (k) fluoranthene	< 7910000	ug/Kg	5/13/2022 14:47
Bis (2-chloroethoxy) methane	< 7910000	ug/Kg	5/13/2022 14:47
Bis (2-chloroethyl) ether	< 7910000	ug/Kg	5/13/2022 14:47
Bis (2-ethylhexyl) phthalate	< 7910000	ug/Kg	5/13/2022 14:47
Butylbenzylphthalate	< 7910000	ug/Kg	5/13/2022 14:47
Caprolactam	< 7910000	ug/Kg	5/13/2022 14:47
Carbazole	< 7910000	ug/Kg	5/13/2022 14:47
Chrysene	< 7910000	ug/Kg	5/13/2022 14:47
Dibenz (a,h) anthracene	< 7910000	ug/Kg	5/13/2022 14:47
Dibenzofuran	< 7910000	ug/Kg	5/13/2022 14:47
Diethyl phthalate	< 7910000	ug/Kg	5/13/2022 14:47
Dimethyl phthalate	< 7910000	ug/Kg	5/13/2022 14:47
Di-n-butyl phthalate	< 7910000	ug/Kg	5/13/2022 14:47
Di-n-octylphthalate	< 7910000	ug/Kg	5/13/2022 14:47
Fluoranthene	< 7910000	ug/Kg	5/13/2022 14:47

This report is part of a multipage document and should only be evaluated in its entirety. The Chain of Custody provides additional sample information, including compliance with the sample condition requirements upon receipt.

**Lab Project ID: 222043**
**Client:** Inventum Engineering, P.C.
**Project Reference:** Western LBA Scrubber

**Sample Identifier:** West LBA - 05042022

**Lab Sample ID:** 222043-01

**Date Sampled:** 5/4/2022 11:20

**Matrix:** Solid

**Date Received** 5/5/2022

Fluorene	< 7910000	ug/Kg	5/13/2022 14:47
Hexachlorobenzene	< 7910000	ug/Kg	5/13/2022 14:47
Hexachlorobutadiene	< 7910000	ug/Kg	5/13/2022 14:47
Hexachlorocyclopentadiene	< 31700000	ug/Kg	5/13/2022 14:47
Hexachloroethane	< 7910000	ug/Kg	5/13/2022 14:47
Indeno (1,2,3-cd) pyrene	< 7910000	ug/Kg	5/13/2022 14:47
Isophorone	< 7910000	ug/Kg	5/13/2022 14:47
Naphthalene	<b>48100000</b>	ug/Kg	5/13/2022 14:47
Nitrobenzene	< 7910000	ug/Kg	5/13/2022 14:47
N-Nitroso-di-n-propylamine	< 7910000	ug/Kg	5/13/2022 14:47
N-Nitrosodiphenylamine	< 7910000	ug/Kg	5/13/2022 14:47
Pentachlorophenol	< 15800000	ug/Kg	5/13/2022 14:47
Phenanthrene	< 7910000	ug/Kg	5/13/2022 14:47
Phenol	< 7910000	ug/Kg	5/13/2022 14:47
Pyrene	< 7910000	ug/Kg	5/13/2022 14:47

<b>Surrogate</b>	<b>Percent Recovery</b>	<b>Limits</b>	<b>Outliers</b>	<b>Date Analyzed</b>
2,4,6-Tribromophenol	NC	35.4 - 92.4		5/13/2022 14:47
2-Fluorobiphenyl	NC	39.6 - 84.4		5/13/2022 14:47
2-Fluorophenol	NC	35.5 - 78.9		5/13/2022 14:47
Nitrobenzene-d5	NC	36.5 - 78.2		5/13/2022 14:47
Phenol-d5	NC	37.1 - 78.3		5/13/2022 14:47
Terphenyl-d14	NC	42.3 - 103		5/13/2022 14:47

*Due to elevated moisture content in the sample, results reported on a dry weight basis.*

**Method Reference(s):** EPA 8270D

EPA 3546

**Preparation Date:** 5/6/2022

**Data File:** B61761.D

### **Volatile Organics**

<b>Analyte</b>	<b>Result</b>	<b>Units</b>	<b>Qualifier</b>	<b>Date Analyzed</b>
1,1,1-Trichloroethane	< 10900	ug/Kg		5/13/2022 12:03
1,1,2,2-Tetrachloroethane	< 10900	ug/Kg		5/13/2022 12:03

This report is part of a multipage document and should only be evaluated in its entirety. The Chain of Custody provides additional sample information, including compliance with the sample condition requirements upon receipt.



Lab Project ID: 222043

Client: Inventum Engineering, P.C.

Project Reference: Western LBA Scrubber

Sample Identifier: West LBA - 05042022

Lab Sample ID: 222043-01

Date Sampled: 5/4/2022 11:20

Matrix: Solid

Date Received 5/5/2022

1,1,2-Trichloroethane	< 10900	ug/Kg	5/13/2022 12:03
1,1-Dichloroethane	< 10900	ug/Kg	5/13/2022 12:03
1,1-Dichloroethene	< 10900	ug/Kg	5/13/2022 12:03
1,2,3-Trichlorobenzene	< 27100	ug/Kg	5/13/2022 12:03
1,2,4-Trichlorobenzene	< 27100	ug/Kg	5/13/2022 12:03
1,2-Dibromo-3-Chloropropane	< 54300	ug/Kg	5/13/2022 12:03
1,2-Dibromoethane	< 10900	ug/Kg	5/13/2022 12:03
1,2-Dichlorobenzene	< 10900	ug/Kg	5/13/2022 12:03
1,2-Dichloroethane	< 10900	ug/Kg	5/13/2022 12:03
1,2-Dichloropropane	< 10900	ug/Kg	5/13/2022 12:03
1,3-Dichlorobenzene	< 10900	ug/Kg	5/13/2022 12:03
1,4-Dichlorobenzene	< 10900	ug/Kg	5/13/2022 12:03
1,4-Dioxane	< 54300	ug/Kg	5/13/2022 12:03
2-Butanone	< 54300	ug/Kg	5/13/2022 12:03
2-Hexanone	< 27100	ug/Kg	5/13/2022 12:03
4-Methyl-2-pentanone	< 27100	ug/Kg	5/13/2022 12:03
Acetone	< 54300	ug/Kg	5/13/2022 12:03
Benzene	<b>307000</b>	ug/Kg	5/13/2022 12:03
Bromochloromethane	< 27100	ug/Kg	5/13/2022 12:03
Bromodichloromethane	< 10900	ug/Kg	5/13/2022 12:03
Bromoform	< 27100	ug/Kg	5/13/2022 12:03
Bromomethane	< 10900	ug/Kg	5/13/2022 12:03
Carbon disulfide	< 10900	ug/Kg	5/13/2022 12:03
Carbon Tetrachloride	< 10900	ug/Kg	5/13/2022 12:03
Chlorobenzene	< 10900	ug/Kg	5/13/2022 12:03
Chloroethane	< 10900	ug/Kg	5/13/2022 12:03
Chloroform	< 10900	ug/Kg	5/13/2022 12:03
Chloromethane	< 10900	ug/Kg	5/13/2022 12:03
cis-1,2-Dichloroethene	< 10900	ug/Kg	5/13/2022 12:03
cis-1,3-Dichloropropene	< 10900	ug/Kg	5/13/2022 12:03

This report is part of a multipage document and should only be evaluated in its entirety. The Chain of Custody provides additional sample information, including compliance with the sample condition requirements upon receipt.

**Lab Project ID: 222043**
**Client:** **Inventum Engineering, P.C.**
**Project Reference:** Western LBA Scrubber

**Sample Identifier:** West LBA - 05042022

**Lab Sample ID:** 222043-01

**Date Sampled:** 5/4/2022 11:20

**Matrix:** Solid

**Date Received** 5/5/2022

Cyclohexane	< 54300	ug/Kg	5/13/2022 12:03
Dibromochloromethane	< 10900	ug/Kg	5/13/2022 12:03
Dichlorodifluoromethane	< 10900	ug/Kg	5/13/2022 12:03
Ethylbenzene	<b>11200</b>	ug/Kg	5/13/2022 12:03
Freon 113	< 10900	ug/Kg	5/13/2022 12:03
Isopropylbenzene	< 10900	ug/Kg	5/13/2022 12:03
m,p-Xylene	<b>302000</b>	ug/Kg	5/13/2022 12:03
Methyl acetate	< 10900	ug/Kg	5/13/2022 12:03
Methyl tert-butyl Ether	< 10900	ug/Kg	5/13/2022 12:03
Methylcyclohexane	< 10900	ug/Kg	5/13/2022 12:03
Methylene chloride	< 27100	ug/Kg	5/13/2022 12:03
o-Xylene	<b>75200</b>	ug/Kg	5/13/2022 12:03
Styrene	< 27100	ug/Kg	5/13/2022 12:03
Tetrachloroethene	< 10900	ug/Kg	5/13/2022 12:03
Toluene	<b>365000</b>	ug/Kg	5/13/2022 12:03
trans-1,2-Dichloroethene	< 10900	ug/Kg	5/13/2022 12:03
trans-1,3-Dichloropropene	< 10900	ug/Kg	5/13/2022 12:03
Trichloroethene	< 10900	ug/Kg	5/13/2022 12:03
Trichlorofluoromethane	< 10900	ug/Kg	5/13/2022 12:03
Vinyl chloride	< 10900	ug/Kg	5/13/2022 12:03

<b>Surrogate</b>	<b>Percent Recovery</b>	<b>Limits</b>	<b>Outliers</b>	<b>Date Analyzed</b>
1,2-Dichloroethane-d4	<b>109</b>	74.7 - 140		5/13/2022 12:03
4-Bromofluorobenzene	<b>93.4</b>	68 - 130		5/13/2022 12:03
Pentafluorobenzene	<b>123</b>	70.3 - 140		5/13/2022 12:03
Toluene-D8	<b>115</b>	69 - 138		5/13/2022 12:03

*Due to elevated moisture content in the sample, results reported on a dry weight basis.*

**Method Reference(s):** EPA 8260C  
EPA 5035A -- H

**Data File:** z09194.D

This report is part of a multipage document and should only be evaluated in its entirety. The Chain of Custody provides additional sample information, including compliance with the sample condition requirements upon receipt.

Report Prepared Monday, May 16, 2022



Lab Project ID: 222043

Client: **Inventum Engineering, P.C.**

Project Reference: Western LBA Scrubber

Sample Identifier: West LBA - 05042022

Lab Sample ID: 222043-01A

Date Sampled: 5/4/2022 11:20

Matrix: TCLP Extract

Date Received 5/5/2022

**TCLP Mercury**

Analyte	Result	Units	Regulatory Limit	Qualifier	Date Analyzed
Mercury	0.226	mg/L	0.2		5/11/2022 07:53
Method Reference(s):	EPA 7470A EPA 1311				
Preparation Date:	5/10/2022				
Data File:	Hg220511A				

**TCLP RCRA Metals (ICP)**

Analyte	Result	Units	Regulatory Limit	Qualifier	Date Analyzed
Arsenic	< 0.500	mg/L	5		5/6/2022 22:01
Barium	< 0.500	mg/L	100		5/6/2022 22:01
Cadmium	< 0.0250	mg/L	1		5/6/2022 22:01
Chromium	< 0.500	mg/L	5		5/6/2022 22:01
Lead	< 0.500	mg/L	5		5/6/2022 22:01
Selenium	< 0.200	mg/L	1		5/6/2022 22:01
Silver	< 0.500	mg/L	5		5/6/2022 22:01
Method Reference(s):	EPA 6010C EPA 1311 / 3005A				
Preparation Date:	5/6/2022				
Data File:	220506D				

**TCLP Volatile Organics**

Analyte	Result	Units	Regulatory Limit	Qualifier	Date Analyzed
1,1-Dichloroethene	< 400	ug/L	700		5/12/2022 20:27
1,2-Dichloroethane	< 400	ug/L	500		5/12/2022 20:27
2-Butanone	< 2000	ug/L	200000		5/12/2022 20:27
Benzene	6740	ug/L	500		5/12/2022 20:27
Carbon Tetrachloride	< 400	ug/L	500		5/12/2022 20:27
Chlorobenzene	< 400	ug/L	100000		5/12/2022 20:27
Chloroform	< 400	ug/L	6000		5/12/2022 20:27
Tetrachloroethene	< 400	ug/L	700		5/12/2022 20:27

This report is part of a multipage document and should only be evaluated in its entirety. The Chain of Custody provides additional sample information, including compliance with the sample condition requirements upon receipt.

Report Prepared Monday, May 16, 2022



Lab Project ID: 222043

**Client:** Inventum Engineering, P.C.

**Project Reference:** Western LBA Scrubber

**Sample Identifier:** West LBA - 05042022

**Lab Sample ID:** 222043-01A

**Date Sampled:** 5/4/2022 11:20

**Matrix:** TCLP Extract

**Date Received** 5/5/2022

Trichloroethene	< 400	ug/L	500		5/12/2022 20:27
Vinyl chloride	< 400	ug/L	200		5/12/2022 20:27
<b>Surrogate</b>	<b>Percent Recovery</b>	<b>Limits</b>	<b>Outliers</b>	<b>Date Analyzed</b>	
1,2-Dichloroethane-d4	<b>112</b>	81.1 - 136		5/12/2022	20:27
4-Bromofluorobenzene	<b>95.4</b>	75.8 - 132		5/12/2022	20:27
Pentafluorobenzene	<b>115</b>	82 - 132		5/12/2022	20:27
Toluene-D8	<b>114</b>	64.6 - 137		5/12/2022	20:27
<b>Method Reference(s):</b>	EPA 8260C				
	EPA 1311 / 5030C				
<b>Data File:</b>	z09184.D				



***Method Blank Report***

**Client:** Inventum Engineering, P.C.  
**Project Reference:** Western LBA Scrubber  
**Lab Project ID:** 222043  
**Matrix:** Solid

***TAL Metals (ICP)***

<u>Analyte</u>	<u>Result</u>	<u>Units</u>	<u>Qualifier</u>	<u>Date Analyzed</u>
Aluminum	<4.76	mg/Kg		5/9/2022 19:22
Antimony	<2.86	mg/Kg		5/9/2022 19:22
Arsenic	<0.476	mg/Kg		5/9/2022 19:22
Barium	<4.76	mg/Kg		5/9/2022 19:22
Beryllium	<0.238	mg/Kg		5/9/2022 19:22
Cadmium	<0.238	mg/Kg		5/9/2022 19:22
Calcium	<119	mg/Kg		5/9/2022 19:22
Chromium	<0.476	mg/Kg		5/9/2022 19:22
Cobalt	<2.38	mg/Kg		5/9/2022 19:22
Copper	<0.952	mg/Kg		5/11/2022 08:04
Iron	<9.52	mg/Kg		5/9/2022 19:22
Lead	<0.476	mg/Kg		5/9/2022 19:22
Magnesium	<119	mg/Kg		5/9/2022 19:22
Manganese	<0.714	mg/Kg		5/9/2022 19:22
Nickel	<1.90	mg/Kg		5/9/2022 19:22
Potassium	<119	mg/Kg		5/9/2022 19:22
Selenium	<0.952	mg/Kg		5/9/2022 19:22
Silver	<0.476	mg/Kg		5/9/2022 19:22
Sodium	<119	mg/Kg		5/11/2022 08:04
Sulfur	<23.8	mg/Kg		5/11/2022 05:17
Thallium	<1.19	mg/Kg		5/9/2022 19:22
Vanadium	<1.19	mg/Kg		5/9/2022 19:22
Zinc	<2.86	mg/Kg		5/9/2022 19:22

This report is part of a multipage document and should only be evaluated in its entirety. The Chain of Custody provides additional sample information, including compliance with the sample condition requirements upon receipt.



***Method Blank Report***

**Client:** Inventum Engineering, P.C.  
**Project Reference:** Western LBA Scrubber  
**Lab Project ID:** 222043  
**Matrix:** Solid

***TAL Metals (ICP)***

<u>Analyte</u>	<u>Result</u>	<u>Units</u>	<u>Qualifier</u>	<u>Date Analyzed</u>
----------------	---------------	--------------	------------------	----------------------

<b>Method Reference(s):</b>	EPA 6010C
	EPA 3050B
<b>Preparation Date:</b>	5/6/2022
<b>Data File:</b>	220509C
<b>QC Batch ID:</b>	QC220506Soil
<b>QC Number:</b>	Blk 1



**PARADIGM**  
ENVIRONMENTAL SERVICES, INC.

***QC Report for Laboratory Control Sample and Control Sample Duplicate***

**Client:**

**Inventum Engineering, P.C.**

**Project Reference:**

Western LBA Scrubber

**Lab Project ID:**

222043

**Matrix:**

Solid

***Metals***

<u>Analyte</u>	<u>Added</u>	<u>LCSD</u>	<u>Spike</u>	<u>Units</u>	<u>Result</u>	<u>LCSD</u>	<u>Recovery</u>	<u>LCSD %</u>	<u>Recovery</u>	<u>LCSD %</u>	<u>% Rec</u>	<u>Limits</u>	<u>Outliers</u>	<u>LCSD</u>	<u>Relative %</u>	<u>RPD</u>	<u>Outliers</u>	<u>Date</u>
Aluminum	124	120	mg/Kg	123	119	99.6	98.7	80 - 120							0.877	20		5/9/2022
Antimony	124	120	mg/Kg	131	127	106	105	80 - 120							0.455	20		5/9/2022
Arsenic	124	120	mg/Kg	118	114	95.6	95.0	80 - 120							0.673	20		5/9/2022
Barium	124	120	mg/Kg	131	127	106	105	80 - 120							0.151	20		5/9/2022
Beryllium	24.8	24.0	mg/Kg	23.7	23.0	95.6	95.5	80 - 120							0.166	20		5/9/2022
Cadmium	49.5	48.1	mg/Kg	52.5	50.6	106	105	80 - 120							0.687	20		5/9/2022
Calcium	198	192	mg/Kg	206	194	104	101	80 - 120							3.08	20		5/9/2022
Chromium	124	120	mg/Kg	124	120	99.8	99.8	80 - 120							0.0452	20		5/9/2022
Cobalt	49.5	48.1	mg/Kg	53.2	51.5	108	107	80 - 120							0.269	20		5/9/2022
Copper	124	120	mg/Kg	124	120	99.8	100	80 - 120							0.240	20		5/11/2022
Iron	124	120	mg/Kg	125	121	101	101	80 - 120							0.0900	20		5/9/2022
Lead	124	120	mg/Kg	127	123	102	102	80 - 120							0.288	20		5/9/2022
Magnesium	396	385	mg/Kg	431	416	109	108	80 - 120							0.644	20		5/9/2022
Manganese	49.5	48.1	mg/Kg	51.7	50.3	105	105	80 - 120							0.0595	20		5/9/2022
Nickel	248	240	mg/Kg	262	253	106	105	80 - 120							0.339	20		5/9/2022
Potassium	2100	2040	mg/Kg	2120	2000	101	98.1	80 - 120							2.47	20		5/9/2022

This report is part of a multipage document and should only be evaluated in its entirety. The Chain of Custody provides additional sample information, including compliance with the sample condition requirements upon receipt.

Report Prepared Thursday, May 12, 2022



***QC Report for Laboratory Control Sample and Control Sample Duplicate***

**Client:**

Inventum Engineering, P.C.

**Project Reference:**

Western LBA Scrubber

**Lab Project ID:**

222043

**Matrix:**

Solid

***Metals***

<b>Analyte</b>	<b>LCS</b>	<b>LCSD</b>	<b>Spike</b>	<b>LCS</b>	<b>LCSD</b>	<b>LCS %</b>	<b>LCSD %</b>	<b>% Rec</b>	<b>LCS</b>	<b>LCSD</b>	<b>Relative %</b>	<b>RPD</b>	<b>RPD</b>	<b>Date</b>
	<b>Added</b>	<b>Added</b>	<b>Units</b>	<b>Result</b>	<b>Result</b>	<b>Recovery</b>	<b>Recovery</b>	<b>Limits</b>	<b>Outliers</b>	<b>Outliers</b>	<b>Difference</b>	<b>Limit</b>	<b>Outliers</b>	<b>Analyzed</b>
Selenium	124	120	mg/Kg	119	115	95.8	95.8	80 - 120			0.0409	20		5/9/2022
Silver	12.4	12.0	mg/Kg	12.3	11.9	99.4	99.0	80 - 120			0.377	20		5/9/2022
Sodium	594	577	mg/Kg	562	526	94.6	91.2	80 - 120			3.59	20		5/11/2022
Sulfur	49.5	48.1	mg/Kg	56.6	54.0	114	112	80 - 120			1.76	20		5/11/2022
Thallium	124	120	mg/Kg	131	127	106	106	80 - 120			0.332	20		5/9/2022
Vanadium	49.5	48.1	mg/Kg	53.4	51.8	108	108	80 - 120			0.202	20		5/9/2022
Zinc	124	120	mg/Kg	125	121	101	101	80 - 120			0.335	20		5/9/2022

**Method Reference(s):**

EPA 6010C  
EPA 3050B

**Preparation Date:**

5/6/2022

**Data File:**

220509C

**QC Number:**

1

**QC Batch ID:**

QC220506Soil

This report is part of a multipage document and should only be evaluated in its entirety. The Chain of Custody provides additional sample information, including compliance with the sample condition requirements upon receipt.





***Method Blank Report***

**Client:** Inventum Engineering, P.C.  
**Project Reference:** Western LBA Scrubber  
**Lab Project ID:** 222043  
**Matrix:** TCLP Fluid

***TCLP RCRA Metals (ICP)***

<u>Analyte</u>	<u>Result</u>	<u>Units</u>	<u>Qualifier</u>	<u>Date Analyzed</u>
Arsenic	<0.500	mg/L		5/6/2022 21:18
Barium	<0.500	mg/L		5/6/2022 21:18
Cadmium	<0.0250	mg/L		5/6/2022 21:18
Chromium	<0.500	mg/L		5/6/2022 21:18
Lead	<0.500	mg/L		5/6/2022 21:18
Selenium	<0.200	mg/L		5/6/2022 21:18
Silver	<0.500	mg/L		5/6/2022 21:18

**Method Reference(s):** EPA 6010C  
EPA 3005  
**Preparation Date:** 5/6/2022  
**Data File:** 220506D  
**QC Batch ID:** QC220506TCLP  
**QC Number:** Blk 1



**PARADIGM**  
ENVIRONMENTAL SERVICES, INC.

***QC Report for Laboratory Control Sample and Control Sample Duplicate***

**Client:**

**Inventum Engineering, P.C.**

**Project Reference:**

Western LBA Scrubber

**Lab Project ID:**

222043

**Matrix:**

TCLP Fluid

***TCLP RCRA Metals (ICP)***

Analyte	LCS	LCSD	Spike	LCS	LCSD	LCS %	LCSD %	% Rec	LCS	LCSD	Relative %	RPD	RPD	Date
	Added	Added	Units	Result	Result	Recovery	Recovery	Limits	Outliers	Outliers	Difference	Limit	Outliers	Analyzed
Arsenic	12.5	12.5	mg/L	12.7	12.7	101	102	80 - 120			0.272	20		5/6/2022
Barium	12.5	12.5	mg/L	13.0	13.0	104	104	80 - 120			0.313	20		5/6/2022
Cadmium	5.00	5.00	mg/L	5.38	5.40	108	108	80 - 120			0.195	20		5/6/2022
Chromium	12.5	12.5	mg/L	12.8	12.8	102	102	80 - 120			0.117	20		5/6/2022
Lead	12.5	12.5	mg/L	12.4	12.4	99.1	99.6	80 - 120			0.499	20		5/6/2022
Selenium	12.5	12.5	mg/L	13.1	13.2	105	106	80 - 120			0.506	20		5/6/2022
Silver	1.25	1.25	mg/L	1.28	1.28	102	102	80 - 120			0.164	20		5/6/2022

**Method Reference(s):**

EPA 6010C

EPA 3005

**Preparation Date:**

5/6/2022

**Data File:**

220506D

**QC Number:**

1

**QC Batch ID:**

QC220506TCLP

This report is part of a multipage document and should only be evaluated in its entirety. The Chain of Custody provides additional sample information, including compliance with the sample condition requirements upon receipt.

*Report Prepared Monday, May 9, 2022*



***Method Blank Report***

**Client:** Inventum Engineering, P.C.  
**Project Reference:** Western LBA Scrubber  
**Lab Project ID:** 222043  
**Matrix:** TCLP Fluid

***TCLP Mercury***

<u>Analyte</u>	<u>Result</u>	<u>Units</u>	<u>Qualifier</u>	<u>Date Analyzed</u>
Mercury	<0.00200	mg/L		5/11/2022 07:48

**Method Reference(s):** EPA 7470A  
**Preparation Date:** 5/10/2022  
**Data File:** Hg220511A  
**QC Batch ID:** QC220510HgTCLP  
**QC Number:** Blk 1



**PARADIGM**  
ENVIRONMENTAL SERVICES, INC.

***QC Report for Laboratory Control Sample and Control Sample Duplicate***

**Client:** Inventum Engineering, P.C.

**Project Reference:** Western LBA Scrubber

**Lab Project ID:** 222043

**Matrix:** TCLP Fluid

***TCLP Mercury***

<u>Analyte</u>	<u>LCS</u>	<u>LCSD</u>	<u>Spike</u>	<u>LCS</u>	<u>LCSD</u>	<u>LCS %</u>	<u>LCSD %</u>	<u>% Rec</u>	<u>LCS</u>	<u>LCSD</u>	<u>Relative %</u>	<u>RPD</u>	<u>RPD</u>	<u>Date</u>
	<u>Added</u>	<u>Added</u>	<u>Units</u>	<u>Result</u>	<u>Result</u>	<u>Recovery</u>	<u>Recovery</u>	<u>Limits</u>	<u>Outliers</u>	<u>Outliers</u>	<u>Difference</u>	<u>Limit</u>	<u>Outliers</u>	<u>Analyzed</u>
Mercury	0.0200	0.0200	mg/L	0.0205	0.0203	103	101	80 - 120			1.45	20		5/11/2022

Method Reference(s): EPA 7470A  
Preparation Date: 5/10/2022  
Data File: Hg220511A  
QC Number: 1  
QC Batch ID: QC220510HgTCLP

This report is part of a multipage document and should only be evaluated in its entirety. The Chain of Custody provides additional sample information, including compliance with the sample condition requirements upon receipt.



***Method Blank Report***

**Client:** Inventum Engineering, P.C.  
**Project Reference:** Western LBA Scrubber  
**Lab Project ID:** 222043  
**Matrix:** Solid

***PCBs***

<u>Analyte</u>	<u>Result</u>	<u>Units</u>	<u>Qualifier</u>	<u>Date Analyzed</u>	
PCB-1016	<0.0276	mg/Kg		5/12/2022	12:53
PCB-1221	<0.0276	mg/Kg		5/12/2022	12:53
PCB-1232	<0.0276	mg/Kg		5/12/2022	12:53
PCB-1242	<0.0276	mg/Kg		5/12/2022	12:53
PCB-1248	<0.0276	mg/Kg		5/12/2022	12:53
PCB-1254	<0.0276	mg/Kg		5/12/2022	12:53
PCB-1260	<0.0276	mg/Kg		5/12/2022	12:53
PCB-1262	<0.0276	mg/Kg		5/12/2022	12:53
PCB-1268	<0.0276	mg/Kg		5/12/2022	12:53

<u>Surrogate</u>	<u>Percent Recovery</u>	<u>Limits</u>	<u>Outliers</u>	<u>Date Analyzed</u>	
Tetrachloro-m-xylene	65.3	12.7 - 101		5/12/2022	12:53

**Method Reference(s):** EPA 8082A  
EPA 3546  
**Preparation Date:** 5/6/2022  
**QC Batch ID:** QC220506PCBS  
**QC Number:** BlkC 2



**PARADIGM**  
ENVIRONMENTAL SERVICES, INC.

**QC Report for Laboratory Control Sample**

**Client:** Inventum Engineering, P.C.

**Project Reference:** Western LBA Scrubber

**Lab Project ID:** 222043

**Matrix:** Solid

**PCBs**

<u>Analyte</u>	<u>Spike Added</u>	<u>Spike Units</u>	<u>LCS Result</u>	<u>LCS % Recovery</u>	<u>% Rec Limits</u>	<u>LCS Outliers</u>	<u>Date Analyzed</u>
PCB-1016/1260	0.141	mg/Kg	0.0227	16.1	10 - 102		5/12/2022
<u>Method Reference(s):</u> EPA 8082A							
<u>Preparation Date:</u> EPA 3546							
<u>QC Number:</u> 5/6/2022							
<u>QC Batch ID:</u> LCSC 2							
<u>QC Batch ID:</u> QC220506PCBS							

This report is part of a multipage document and should only be evaluated in its entirety. The Chain of Custody provides additional sample information, including compliance with the sample condition requirements upon receipt.

Report Prepared Thursday, May 12, 2022





**Method Blank Report**

**Client:** Inventum Engineering, P.C.  
**Project Reference:** Western LBA Scrubber  
**Lab Project ID:** 222043  
**Matrix:** Solid

**Volatile Organics**

<u>Analyte</u>	<u>Result</u>	<u>Units</u>	<u>Qualifier</u>	<u>Date Analyzed</u>
1,1,1-Trichloroethane	<2.00	ug/Kg		5/13/2022 14:44
1,1,2,2-Tetrachloroethane	<2.00	ug/Kg		5/13/2022 14:44
1,1,2-Trichloroethane	<2.00	ug/Kg		5/13/2022 14:44
1,1-Dichloroethane	<2.00	ug/Kg		5/13/2022 14:44
1,1-Dichloroethene	<2.00	ug/Kg		5/13/2022 14:44
1,2,3-Trichlorobenzene	<5.00	ug/Kg		5/13/2022 14:44
1,2,4-Trichlorobenzene	<5.00	ug/Kg		5/13/2022 14:44
1,2-Dibromo-3-Chloropropane	<10.0	ug/Kg		5/13/2022 14:44
1,2-Dibromoethane	<2.00	ug/Kg		5/13/2022 14:44
1,2-Dichlorobenzene	<2.00	ug/Kg		5/13/2022 14:44
1,2-Dichloroethane	<2.00	ug/Kg		5/13/2022 14:44
1,2-Dichloropropane	<2.00	ug/Kg		5/13/2022 14:44
1,3-Dichlorobenzene	<2.00	ug/Kg		5/13/2022 14:44
1,4-Dichlorobenzene	<2.00	ug/Kg		5/13/2022 14:44
1,4-Dioxane	<10.0	ug/Kg		5/13/2022 14:44
2-Butanone	<10.0	ug/Kg		5/13/2022 14:44
2-Hexanone	<5.00	ug/Kg		5/13/2022 14:44
4-Methyl-2-pentanone	<5.00	ug/Kg		5/13/2022 14:44
Acetone	<10.0	ug/Kg		5/13/2022 14:44
Benzene	<2.00	ug/Kg		5/13/2022 14:44
Bromochloromethane	<5.00	ug/Kg		5/13/2022 14:44
Bromodichloromethane	<2.00	ug/Kg		5/13/2022 14:44
Bromoform	<5.00	ug/Kg		5/13/2022 14:44
Bromomethane	<2.00	ug/Kg		5/13/2022 14:44
Carbon disulfide	<2.00	ug/Kg		5/13/2022 14:44
Carbon Tetrachloride	<2.00	ug/Kg		5/13/2022 14:44
Chlorobenzene	<2.00	ug/Kg		5/13/2022 14:44

This report is part of a multipage document and should only be evaluated in its entirety. The Chain of Custody provides additional sample information, including compliance with the sample condition requirements upon receipt.



**Method Blank Report**

**Client:** Inventum Engineering, P.C.  
**Project Reference:** Western LBA Scrubber  
**Lab Project ID:** 222043  
**Matrix:** Solid

***Semi-Volatile Organics (Acid/Base Neutrals)***

<u>Analyte</u>	<u>Result</u>	<u>Units</u>	<u>Qualifier</u>	<u>Date Analyzed</u>
1,1-Biphenyl	<284	ug/Kg		5/9/2022 15:55
1,2,4,5-Tetrachlorobenzene	<284	ug/Kg		5/9/2022 15:55
1,2,4-Trichlorobenzene	<284	ug/Kg		5/9/2022 15:55
1,2-Dichlorobenzene	<284	ug/Kg		5/9/2022 15:55
1,3-Dichlorobenzene	<284	ug/Kg		5/9/2022 15:55
1,4-Dichlorobenzene	<284	ug/Kg		5/9/2022 15:55
2,2-Oxybis (1-chloropropane)	<284	ug/Kg		5/9/2022 15:55
2,3,4,6-Tetrachlorophenol	<284	ug/Kg		5/9/2022 15:55
2,4,5-Trichlorophenol	<284	ug/Kg		5/9/2022 15:55
2,4,6-Trichlorophenol	<284	ug/Kg		5/9/2022 15:55
2,4-Dichlorophenol	<284	ug/Kg		5/9/2022 15:55
2,4-Dimethylphenol	<284	ug/Kg		5/9/2022 15:55
2,4-Dinitrophenol	<1140	ug/Kg		5/9/2022 15:55
2,4-Dinitrotoluene	<284	ug/Kg		5/9/2022 15:55
2,6-Dinitrotoluene	<284	ug/Kg		5/9/2022 15:55
2-Chloronaphthalene	<284	ug/Kg		5/9/2022 15:55
2-Chlorophenol	<284	ug/Kg		5/9/2022 15:55
2-Methylnapthalene	<284	ug/Kg		5/9/2022 15:55
2-Methylphenol	<284	ug/Kg		5/9/2022 15:55
2-Nitroaniline	<284	ug/Kg		5/9/2022 15:55
2-Nitrophenol	<284	ug/Kg		5/9/2022 15:55
3&4-Methylphenol	<284	ug/Kg		5/9/2022 15:55
3,3'-Dichlorobenzidine	<284	ug/Kg		5/9/2022 15:55
3-Nitroaniline	<284	ug/Kg		5/9/2022 15:55
4,6-Dinitro-2-methylphenol	<568	ug/Kg		5/9/2022 15:55
4-Bromophenyl phenyl ether	<284	ug/Kg		5/9/2022 15:55
4-Chloro-3-methylphenol	<284	ug/Kg		5/9/2022 15:55

This report is part of a multipage document and should only be evaluated in its entirety. The Chain of Custody provides additional sample information, including compliance with the sample condition requirements upon receipt.



**Method Blank Report**

**Client:** Inventum Engineering, P.C.  
**Project Reference:** Western LBA Scrubber  
**Lab Project ID:** 222043  
**Matrix:** Solid

***Semi-Volatile Organics (Acid/Base Neutrals)***

<u>Analyte</u>	<u>Result</u>	<u>Units</u>	<u>Qualifier</u>	<u>Date Analyzed</u>
4-Chloroaniline	<284	ug/Kg		5/9/2022 15:55
4-Chlorophenyl phenyl ether	<284	ug/Kg		5/9/2022 15:55
4-Nitroaniline	<284	ug/Kg		5/9/2022 15:55
4-Nitrophenol	<284	ug/Kg		5/9/2022 15:55
Acenaphthene	<284	ug/Kg		5/9/2022 15:55
Acenaphthylene	<284	ug/Kg		5/9/2022 15:55
Acetophenone	<284	ug/Kg		5/9/2022 15:55
Anthracene	<284	ug/Kg		5/9/2022 15:55
Atrazine	<284	ug/Kg		5/9/2022 15:55
Benzaldehyde	<284	ug/Kg		5/9/2022 15:55
Benzo (a) anthracene	<284	ug/Kg		5/9/2022 15:55
Benzo (a) pyrene	<284	ug/Kg		5/9/2022 15:55
Benzo (b) fluoranthene	<284	ug/Kg		5/9/2022 15:55
Benzo (g,h,i) perylene	<284	ug/Kg		5/9/2022 15:55
Benzo (k) fluoranthene	<284	ug/Kg		5/9/2022 15:55
Bis (2-chloroethoxy) methane	<284	ug/Kg		5/9/2022 15:55
Bis (2-chloroethyl) ether	<284	ug/Kg		5/9/2022 15:55
Bis (2-ethylhexyl) phthalate	<284	ug/Kg		5/9/2022 15:55
Butylbenzylphthalate	<284	ug/Kg		5/9/2022 15:55
Caprolactam	<284	ug/Kg		5/9/2022 15:55
Carbazole	<284	ug/Kg		5/9/2022 15:55
Chrysene	<284	ug/Kg		5/9/2022 15:55
Dibenz (a,h) anthracene	<284	ug/Kg		5/9/2022 15:55
Dibenzofuran	<284	ug/Kg		5/9/2022 15:55
Diethyl phthalate	<284	ug/Kg		5/9/2022 15:55
Dimethyl phthalate	<284	ug/Kg		5/9/2022 15:55
Di-n-butyl phthalate	<284	ug/Kg		5/9/2022 15:55
Di-n-octylphthalate	<284	ug/Kg		5/9/2022 15:55

This report is part of a multipage document and should only be evaluated in its entirety. The Chain of Custody provides additional sample information, including compliance with the sample condition requirements upon receipt.



### Method Blank Report

**Client:** Inventum Engineering, P.C.  
**Project Reference:** Western LBA Scrubber  
**Lab Project ID:** 222043  
**Matrix:** Solid

#### Semi-Volatile Organics (Acid/Base Neutrals)

<u>Analyte</u>	<u>Result</u>	<u>Units</u>	<u>Qualifier</u>	<u>Date Analyzed</u>	
Fluoranthene	<284	ug/Kg		5/9/2022	15:55
Fluorene	<284	ug/Kg		5/9/2022	15:55
Hexachlorobenzene	<284	ug/Kg		5/9/2022	15:55
Hexachlorobutadiene	<284	ug/Kg		5/9/2022	15:55
Hexachlorocyclopentadiene	<1140	ug/Kg		5/9/2022	15:55
Hexachloroethane	<284	ug/Kg		5/9/2022	15:55
Indeno (1,2,3-cd) pyrene	<284	ug/Kg		5/9/2022	15:55
Isophorone	<284	ug/Kg		5/9/2022	15:55
Naphthalene	340	ug/Kg		5/9/2022	15:55
Nitrobenzene	<284	ug/Kg		5/9/2022	15:55
N-Nitroso-di-n-propylamine	<284	ug/Kg		5/9/2022	15:55
N-Nitrosodiphenylamine	<284	ug/Kg		5/9/2022	15:55
Pentachlorophenol	<568	ug/Kg		5/9/2022	15:55
Phenanthrene	<284	ug/Kg		5/9/2022	15:55
Phenol	<284	ug/Kg		5/9/2022	15:55
Pyrene	<284	ug/Kg		5/9/2022	15:55

<u>Surrogate</u>	<u>Percent Recovery</u>	<u>Limits</u>	<u>Outliers</u>	<u>Date Analyzed</u>	
2,4,6-Tribromophenol	45.6	35.4 - 92.4		5/9/2022	15:55
2-Fluorobiphenyl	51.2	39.6 - 84.4		5/9/2022	15:55
2-Fluorophenol	44.3	35.5 - 78.9		5/9/2022	15:55
Nitrobenzene-d5	46.5	36.5 - 78.2		5/9/2022	15:55
Phenol-d5	49.3	37.1 - 78.3		5/9/2022	15:55
Terphenyl-d14	57.0	42.3 - 103		5/9/2022	15:55

**Method Reference(s):** EPA 8270D  
EPA 3546  
**Preparation Date:** 5/6/2022  
**Data File:** B61648.D  
**QC Batch ID:** QC22050ABNS  
**QC Number:** Blk 1

This report is part of a multipage document and should only be evaluated in its entirety. The Chain of Custody provides additional sample information, including compliance with the sample condition requirements upon receipt.



**PARADIGM**  
ENVIRONMENTAL SERVICES, INC.

***QC Report for Laboratory Control Sample***

**Client:** Inventum Engineering, P.C.  
**Project Reference:** Western LBA Scrubber  
**Lab Project ID:** 222043  
**Matrix:** Solid

***Semi-Volatile Organics (Acid/Base Neutrals)***

<u>Analyte</u>	<u>Spike</u>	<u>Spike</u>	<u>LCS</u>	<u>LCS %</u>	<u>% Rec</u>	<u>LCS</u>	<u>Date</u>
	<u>Added</u>	<u>Units</u>	<u>Result</u>	<u>Recovery</u>	<u>Limits</u>	<u>Outliers</u>	<u>Analyzed</u>
1,2,4-Trichlorobenzene	2840	ug/Kg	1610	56.5	36.4 - 88		5/11/2022
1,4-Dichlorobenzene	2840	ug/Kg	1510	53.1	34.3 - 78.9		5/11/2022
2,4-Dinitrotoluene	2840	ug/Kg	1820	64.1	40.2 - 99.7		5/11/2022
2-Chlorophenol	4260	ug/Kg	2780	65.3	49.5 - 80.8		5/11/2022
4-Chloro-3-methylphenol	4260	ug/Kg	2880	67.6	52.2 - 87.8		5/11/2022
4-Nitrophenol	4260	ug/Kg	2940	68.9	23.3 - 102		5/11/2022
Acenaphthene	2840	ug/Kg	1700	59.8	43.5 - 87.2		5/11/2022
N-Nitroso-di-n-propylamine	2840	ug/Kg	1570	55.2	32.6 - 89.2		5/11/2022
Pentachlorophenol	4260	ug/Kg	3250	76.2	41.8 - 107		5/11/2022
Phenol	4260	ug/Kg	2750	64.6	48.8 - 79.3		5/11/2022
Pyrene	2840	ug/Kg	1950	68.7	47.1 - 104		5/11/2022

**Method Reference(s):** EPA 8270D  
EPA 3546  
**Preparation Date:** 5/6/2022  
**Data File:** B61715.D  
**QC Number:** LCS 1  
**QC Batch ID:** QC22050ABNS

This report is part of a multipage document and should only be evaluated in its entirety. The Chain of Custody provides additional sample information, including compliance with the sample condition requirements upon receipt.



**Method Blank Report**

**Client:** Inventum Engineering, P.C.  
**Project Reference:** Western LBA Scrubber  
**Lab Project ID:** 222043  
**Matrix:** Solid

***Volatile Organics***

<u>Analyte</u>	<u>Result</u>	<u>Units</u>	<u>Qualifier</u>	<u>Date Analyzed</u>
Chloroethane	<2.00	ug/Kg		5/13/2022 14:44
Chloroform	<2.00	ug/Kg		5/13/2022 14:44
Chloromethane	<2.00	ug/Kg		5/13/2022 14:44
cis-1,2-Dichloroethene	<2.00	ug/Kg		5/13/2022 14:44
cis-1,3-Dichloropropene	<2.00	ug/Kg		5/13/2022 14:44
Cyclohexane	<10.0	ug/Kg		5/13/2022 14:44
Dibromochloromethane	<2.00	ug/Kg		5/13/2022 14:44
Dichlorodifluoromethane	<2.00	ug/Kg		5/13/2022 14:44
Ethylbenzene	<2.00	ug/Kg		5/13/2022 14:44
Freon 113	<2.00	ug/Kg		5/13/2022 14:44
Isopropylbenzene	<2.00	ug/Kg		5/13/2022 14:44
m,p-Xylene	<2.00	ug/Kg		5/13/2022 14:44
Methyl acetate	<2.00	ug/Kg		5/13/2022 14:44
Methyl tert-butyl Ether	<2.00	ug/Kg		5/13/2022 14:44
Methylcyclohexane	<2.00	ug/Kg		5/13/2022 14:44
Methylene chloride	<5.00	ug/Kg		5/13/2022 14:44
o-Xylene	<2.00	ug/Kg		5/13/2022 14:44
Styrene	<5.00	ug/Kg		5/13/2022 14:44
Tetrachloroethene	<2.00	ug/Kg		5/13/2022 14:44
Toluene	<2.00	ug/Kg		5/13/2022 14:44
trans-1,2-Dichloroethene	<2.00	ug/Kg		5/13/2022 14:44
trans-1,3-Dichloropropene	<2.00	ug/Kg		5/13/2022 14:44
Trichloroethene	<2.00	ug/Kg		5/13/2022 14:44
Trichlorofluoromethane	<2.00	ug/Kg		5/13/2022 14:44
Vinyl chloride	<2.00	ug/Kg		5/13/2022 14:44





**Method Blank Report**

**Client:** Inventum Engineering, P.C.  
**Project Reference:** Western LBA Scrubber  
**Lab Project ID:** 222043  
**Matrix:** Solid

***Volatile Organics***

<u>Analyte</u>	<u>Result</u>	<u>Units</u>	<u>Qualifier</u>	<u>Date Analyzed</u>
1,1,1-Trichloroethane	<1000	ug/Kg		5/13/2022 13:59
1,1,2,2-Tetrachloroethane	<1000	ug/Kg		5/13/2022 13:59
1,1,2-Trichloroethane	<1000	ug/Kg		5/13/2022 13:59
1,1-Dichloroethane	<1000	ug/Kg		5/13/2022 13:59
1,1-Dichloroethene	<1000	ug/Kg		5/13/2022 13:59
1,2,3-Trichlorobenzene	<2500	ug/Kg		5/13/2022 13:59
1,2,4-Trichlorobenzene	<2500	ug/Kg		5/13/2022 13:59
1,2-Dibromo-3-Chloropropane	<5000	ug/Kg		5/13/2022 13:59
1,2-Dibromoethane	<1000	ug/Kg		5/13/2022 13:59
1,2-Dichlorobenzene	<1000	ug/Kg		5/13/2022 13:59
1,2-Dichloroethane	<1000	ug/Kg		5/13/2022 13:59
1,2-Dichloropropane	<1000	ug/Kg		5/13/2022 13:59
1,3-Dichlorobenzene	<1000	ug/Kg		5/13/2022 13:59
1,4-Dichlorobenzene	<1000	ug/Kg		5/13/2022 13:59
1,4-Dioxane	<5000	ug/Kg		5/13/2022 13:59
2-Butanone	<5000	ug/Kg		5/13/2022 13:59
2-Hexanone	<2500	ug/Kg		5/13/2022 13:59
4-Methyl-2-pentanone	<2500	ug/Kg		5/13/2022 13:59
Acetone	<5000	ug/Kg		5/13/2022 13:59
Benzene	<1000	ug/Kg		5/13/2022 13:59
Bromochloromethane	<2500	ug/Kg		5/13/2022 13:59
Bromodichloromethane	<1000	ug/Kg		5/13/2022 13:59
Bromoform	<2500	ug/Kg		5/13/2022 13:59
Bromomethane	<1000	ug/Kg		5/13/2022 13:59
Carbon disulfide	<1000	ug/Kg		5/13/2022 13:59
Carbon Tetrachloride	<1000	ug/Kg		5/13/2022 13:59
Chlorobenzene	<1000	ug/Kg		5/13/2022 13:59
Chloroethane	<1000	ug/Kg		5/13/2022 13:59

This report is part of a multipage document and should only be evaluated in its entirety. The Chain of Custody provides additional sample information, including compliance with the sample condition requirements upon receipt.



***Method Blank Report***

**Client:** Inventum Engineering, P.C.  
**Project Reference:** Western LBA Scrubber  
**Lab Project ID:** 222043  
**Matrix:** Solid

***Volatile Organics***

<u>Analyte</u>	<u>Result</u>	<u>Units</u>	<u>Qualifier</u>	<u>Date Analyzed</u>	
<u>Surrogate</u>	<u>Percent Recovery</u>	<u>Limits</u>	<u>Outliers</u>	<u>Date Analyzed</u>	
1,2-Dichloroethane-d4	117	74.7 - 140		5/13/2022	14:44
4-Bromofluorobenzene	93.4	68 - 130		5/13/2022	14:44
Pentafluorobenzene	119	70.3 - 140		5/13/2022	14:44
Toluene-D8	118	69 - 138		5/13/2022	14:44

**Method Reference(s):** EPA 8260C  
EPA 5035A - L  
**Data File:** z09202.D  
**QC Batch ID:** voahl220513  
**QC Number:** Blk 1

### Method Blank Report

**Client:** Inventum Engineering, P.C.  
**Project Reference:** Western LBA Scrubber  
**Lab Project ID:** 222043  
**Matrix:** Solid

#### Volatile Organics

<u>Analyte</u>	<u>Result</u>	<u>Units</u>	<u>Qualifier</u>	<u>Date Analyzed</u>
Chloroform	<1000	ug/Kg		5/13/2022 13:59
Chloromethane	<1000	ug/Kg		5/13/2022 13:59
cis-1,2-Dichloroethene	<1000	ug/Kg		5/13/2022 13:59
cis-1,3-Dichloropropene	<1000	ug/Kg		5/13/2022 13:59
Cyclohexane	<5000	ug/Kg		5/13/2022 13:59
Dibromochloromethane	<1000	ug/Kg		5/13/2022 13:59
Dichlorodifluoromethane	<1000	ug/Kg		5/13/2022 13:59
Ethylbenzene	<1000	ug/Kg		5/13/2022 13:59
Freon 113	<1000	ug/Kg		5/13/2022 13:59
Isopropylbenzene	<1000	ug/Kg		5/13/2022 13:59
m,p-Xylene	<1000	ug/Kg		5/13/2022 13:59
Methyl acetate	<1000	ug/Kg		5/13/2022 13:59
Methyl tert-butyl Ether	<1000	ug/Kg		5/13/2022 13:59
Methylcyclohexane	<1000	ug/Kg		5/13/2022 13:59
Methylene chloride	<2500	ug/Kg		5/13/2022 13:59
o-Xylene	<1000	ug/Kg		5/13/2022 13:59
Styrene	<2500	ug/Kg		5/13/2022 13:59
Tetrachloroethene	<1000	ug/Kg		5/13/2022 13:59
Toluene	<1000	ug/Kg		5/13/2022 13:59
trans-1,2-Dichloroethene	<1000	ug/Kg		5/13/2022 13:59
trans-1,3-Dichloropropene	<1000	ug/Kg		5/13/2022 13:59
Trichloroethene	<1000	ug/Kg		5/13/2022 13:59
Trichlorofluoromethane	<1000	ug/Kg		5/13/2022 13:59
Vinyl chloride	<1000	ug/Kg		5/13/2022 13:59



***Method Blank Report***

**Client:** Inventum Engineering, P.C.  
**Project Reference:** Western LBA Scrubber  
**Lab Project ID:** 222043  
**Matrix:** Solid

***Volatile Organics***

<u>Analyte</u>	<u>Result</u>	<u>Units</u>	<u>Qualifier</u>	<u>Date Analyzed</u>
----------------	---------------	--------------	------------------	----------------------

<u>Surrogate</u>	<u>Percent Recovery</u>	<u>Limits</u>	<u>Outliers</u>	<u>Date Analyzed</u>
1,2-Dichloroethane-d4	114	74.7 - 140		5/13/2022 13:59
4-Bromofluorobenzene	96.5	68 - 130		5/13/2022 13:59
Pentafluorobenzene	125	70.3 - 140		5/13/2022 13:59
Toluene-D8	121	69 - 138		5/13/2022 13:59

**Method Reference(s):** EPA 8260C  
EPA 5035A - L  
**Data File:** z09200.D  
**QC Batch ID:** voahl220513  
**QC Number:** Blk 2



**PARADIGM**  
ENVIRONMENTAL SERVICES, INC.

QC Report for Laboratory Control Sample

**Client:**

Inventum Engineering, P.C.

**Project Reference:**

Western LBA Scrubber

**Lab Project ID:**

222043

**Matrix:**

Solid

***Volatile Organics***

<u>Analyte</u>	<u>Spike Added</u>	<u>Spike Units</u>	<u>LCS Result</u>	<u>LCS % Recovery</u>	<u>% Rec Limits</u>	<u>LCS Outliers</u>	<u>Date Analyzed</u>
1,1,1-Trichloroethane	20.0	ug/Kg			70.9 - 135		
1,1,2,2-Tetrachloroethane	20.0	ug/Kg			31.6 - 154		
1,1,2-Trichloroethane	20.0	ug/Kg			62 - 132		
1,1-Dichloroethane	20.0	ug/Kg			73 - 128		
1,1-Dichloroethene	20.0	ug/Kg			61.7 - 119		
1,2-Dichlorobenzene	20.0	ug/Kg			61 - 118		
1,2-Dichloroethane	20.0	ug/Kg			73.4 - 123		
1,2-Dichloropropane	20.0	ug/Kg			71.3 - 123		
1,3-Dichlorobenzene	20.0	ug/Kg			68.7 - 112		
1,4-Dichlorobenzene	20.0	ug/Kg			66.9 - 113		
Benzene	20.0	ug/Kg			77.8 - 119		
Bromodichloromethane	20.0	ug/Kg			65.7 - 125		
Bromoform	20.0	ug/Kg			54.7 - 130		
Bromomethane	20.0	ug/Kg			44.6 - 167		
Carbon Tetrachloride	20.0	ug/Kg			61.8 - 138		
Chlorobenzene	20.0	ug/Kg			77.2 - 108		

This report is part of a multipage document and should only be evaluated in its entirety. The Chain of Custody provides additional sample information, including compliance with the sample condition requirements upon receipt.

*Report Prepared Friday, May 13, 2022*



*QC Report for Laboratory Control Sample*

**Client:** Inventum Engineering, P.C.  
**Project Reference:** Western LBA Scrubber  
**Lab Project ID:** 222043  
**Matrix:** Solid

***Volatile Organics***

<u>Analyte</u>	<u>Spike Added</u>	<u>Spike Units</u>	<u>LCS Result</u>	<u>LCS % Recovery</u>	<u>% Rec Limits</u>	<u>LCS Outliers</u>	<u>Date Analyzed</u>
Chloroethane	20.0	ug/Kg			55.5 - 151		
Chloroform	20.0	ug/Kg			70.1 - 134		
Chloromethane	20.0	ug/Kg			42.4 - 168		
cis-1,3-Dichloropropene	20.0	ug/Kg			66.7 - 122		
Dibromochloromethane	20.0	ug/Kg			61.2 - 130		
Ethylbenzene	20.0	ug/Kg			71.6 - 112		
Methylene chloride	20.0	ug/Kg			38.2 - 155		
Tetrachloroethene	20.0	ug/Kg			61.4 - 137		
Toluene	20.0	ug/Kg			71.1 - 124		
trans-1,2-Dichloroethene	20.0	ug/Kg			67.3 - 127		
trans-1,3-Dichloropropene	20.0	ug/Kg			55 - 126		
Trichloroethene	20.0	ug/Kg			69.3 - 128		
Trichlorofluoromethane	20.0	ug/Kg			64 - 140		
Vinyl chloride	20.0	ug/Kg			51.2 - 160		

This report is part of a multipage document and should only be evaluated in its entirety. The Chain of Custody provides additional sample information, including compliance with the sample condition requirements upon receipt.





**PARADIGM**  
ENVIRONMENTAL SERVICES, INC.

**QC Report for Laboratory Control Sample**

**Client:** Inventum Engineering, P.C.

**Project Reference:** Western LBA Scrubber

**Lab Project ID:** 222043

**Matrix:** Solid

***Volatile Organics***

<u>Analyte</u>	<u>Spike Added</u>	<u>Spike Units</u>	<u>LCS Result</u>	<u>LCS % Recovery</u>	<u>% Rec Limits</u>	<u>LCS Outliers</u>	<u>Date Analyzed</u>
----------------	--------------------	--------------------	-------------------	-----------------------	---------------------	---------------------	----------------------

**Method Reference(s):** EPA 8260C  
EPA 5035A - L

**QC Number:** LCS 1

**QC Batch ID:** voah1220513

This report is part of a multipage document and should only be evaluated in its entirety. The Chain of Custody provides additional sample information, including compliance with the sample condition requirements upon receipt.

*Report Prepared Friday, May 13, 2022*



**Method Blank Report**

**Client:** Inventum Engineering, P.C.  
**Project Reference:** Western LBA Scrubber  
**Lab Project ID:** 222043  
**Matrix:** TCLP Fluid

**TCLP Volatile Organics**

<u>Analyte</u>	<u>Result</u>	<u>Units</u>	<u>Qualifier</u>	<u>Date Analyzed</u>	
1,1-Dichloroethene	<20.0	ug/L		5/12/2022	19:29
1,2-Dichloroethane	<20.0	ug/L		5/12/2022	19:29
2-Butanone	<100	ug/L		5/12/2022	19:29
Benzene	<20.0	ug/L		5/12/2022	19:29
Carbon Tetrachloride	<20.0	ug/L		5/12/2022	19:29
Chlorobenzene	<20.0	ug/L		5/12/2022	19:29
Chloroform	<20.0	ug/L		5/12/2022	19:29
Tetrachloroethene	<20.0	ug/L		5/12/2022	19:29
Trichloroethene	<20.0	ug/L		5/12/2022	19:29
Vinyl chloride	<20.0	ug/L		5/12/2022	19:29

<u>Surrogate</u>	<u>Percent Recovery</u>	<u>Limits</u>	<u>Outliers</u>	<u>Date Analyzed</u>	
1,2-Dichloroethane-d4	107	81.1 - 136		5/12/2022	19:29
4-Bromofluorobenzene	87.8	75.8 - 132		5/12/2022	19:29
Pentafluorobenzene	119	82 - 132		5/12/2022	19:29
Toluene-D8	114	64.6 - 137		5/12/2022	19:29

**Method Reference(s):** EPA 8260C  
EPA 5030  
**Data File:** z09181.D  
**QC Batch ID:** voax220512  
**QC Number:** Blk 1



**PARADIGM**  
ENVIRONMENTAL SERVICES, INC.

***QC Report for Laboratory Control Sample***

**Client:** Inventum Engineering, P.C.

**Project Reference:** Western LBA Scrubber

**Lab Project ID:** 222043

**Matrix:** TCLP Fluid

***TCLP Volatile Organics***

Analyte	Spike Added	Spike Units	LCS Result	LCS % Recovery	% Rec Limits	LCS Outliers	Date Analyzed
1,1-Dichloroethene	20.0	ug/L	19.4	97.2	65.5 - 116		5/12/2022
1,2-Dichloroethane	20.0	ug/L	19.5	97.4	78.3 - 122		5/12/2022
Benzene	20.0	ug/L	21.4	107	81.6 - 114		5/12/2022
Carbon Tetrachloride	20.0	ug/L	18.6	92.9	76.4 - 129		5/12/2022
Chlorobenzene	20.0	ug/L	19.4	96.9	77.2 - 106		5/12/2022
Chloroform	20.0	ug/L	20.4	102	84.5 - 122		5/12/2022
Tetrachloroethene	20.0	ug/L	20.8	104	64.4 - 130		5/12/2022
Trichloroethene	20.0	ug/L	21.0	105	73.4 - 122		5/12/2022
Vinyl chloride	20.0	ug/L	19.9	99.6	50.9 - 164		5/12/2022
<b>Method Reference(s):</b> EPA 8260C							
EPA 5030							
Data File: z09180.D							
QC Number: LCS 1							
QC Batch ID: voax220512							

This report is part of a multipage document and should only be evaluated in its entirety. The Chain of Custody provides additional sample information, including compliance with the sample condition requirements upon receipt.



## Analytical Report Appendix

The reported results relate only to the samples as they have been received by the laboratory.

Each page of this document is part of a multipage report. This document may not be reproduced except in its entirety, without the prior consent of Paradigm Environmental Services, Inc.

All soil/sludge samples have been reported on a dry weight basis, unless qualified "reported as received". Other solids are reported as received.

Low level Volatiles blank reports for soil/solid matrix are based on a nominal 5 gram weight. Sample results and reporting limits are based on actual weight, which may be more or less than 5 grams.

The Chain of Custody provides additional information, including compliance with sample condition requirements upon receipt. Sample condition requirements are defined under the 2003 NELAC Standard, sections 5.5.8.3.1 and 5.5.8.3.2.

NYSDOH ELAP does not certify for all parameters. Paradigm Environmental Services or the indicated subcontracted laboratory does hold certification for all analytes where certification is offered by ELAP unless otherwise specified. Aliquots separated for certain tests, such as TCLP, are indicated on the Chain of Custody and final reports with an "A" suffix.

Data qualifiers are used, when necessary, to provide additional information about the data. This information may be communicated as a flag or as text at the bottom of the report. Please refer to the following list of analyte-specific, frequently used data flags and their meaning:

*"<" = Analyzed for but not detected at or above the quantitation limit.*

*"E" = Result has been estimated, calibration limit exceeded.*

*"H" = Denotes a parameter analyzed outside of holding time.*

*"Z" = See case narrative.*

*"D" = Sample, Laboratory Control Sample, or Matrix Spike Duplicate results above Relative Percent Difference limit.*

*"M" = Matrix spike recoveries outside QC limits. Matrix bias indicated.*

*"B" = Method blank contained trace levels of analyte. Refer to included method blank report.*

*"J" = Result estimated between the quantitation limit and half the quantitation limit.*

*"L" = Laboratory Control Sample recovery outside accepted QC limits.*

*"P" = Concentration differs by more than 40% between the primary and secondary analytical columns.*

*"NC" = Not calculable. Applicable to RPD if sample or duplicate result is non-detect or estimated (see primary report for data flags). Applicable to MS if sample is greater or equal to ten times the spike added. Applicable to sample surrogates or MS if sample dilution is 10x or higher.*

*"\*" = Indicates any recoveries outside associated acceptance windows. Surrogate outliers in samples are presumed matrix effects. LCS demonstrates method compliance unless otherwise noted.*

*"(1)" = Indicates data from primary column used for QC calculation.*

*"A" = denotes a parameter for which ELAP does not offer approval as part of their laboratory certification program.*

*"F" = denotes a parameter for which Paradigm does not carry certification, the results for which should therefore only be used where ELAP certification is not required, such as personal exposure assessment.*

This report is part of a multipage document and should only be evaluated in its entirety. The Chain of Custody provides additional sample information, including compliance with the sample condition requirements upon receipt.

# GENERAL TERMS AND CONDITIONS

## LABORATORY SERVICES

These Terms and Conditions embody the whole agreement of the parties in the absence of a signed and executed contract between the Laboratory (LAB) and Client. They shall supersede all previous communications, representations, or agreements, either verbal or written, between the parties. The LAB specifically rejects all additional, inconsistent, or conflicting terms, whether printed or otherwise set forth in any purchase order or other communication from the Client to the LAB. The invalidity or unenforceability in whole or in part of any provision, term or condition hereof shall not affect in any way the validity or enforceability of the remainder of the Terms and Conditions. No waiver by LAB of any provision, term, or condition hereof or of any breach by or obligation of the Client hereunder shall constitute a waiver of such provision, term, or condition on any other occasion or a waiver of any other breach by or obligation of the Client. This agreement shall be administered and interpreted under the laws of the state which services are procured.

### Warranty.

Recognizing that the nature of many samples is unknown and that some may contain potentially hazardous components, LAB warrants only that it will perform testing services, obtain findings, and prepare reports in accordance with generally accepted analytical laboratory principles and practices at the time of performance of services. LAB makes no other warranty, express or implied.

### Scope and Compensation.

LAB agrees to perform the services described in the chain of custody to which these terms and conditions are attached. Unless the parties agree in writing to the contrary, the duties of LAB shall not be construed to exceed the services specifically described. LAB will use LAB default method for all tests unless specified otherwise on the Work Order.

Payment terms are net 30 days from the date of invoice. All overdue payments are subject to an interest charge of one and one-half percent (1-1/2%) per month or a portion thereof. Client shall also be responsible for costs of collection, including payment of reasonable attorney fees if such expense is incurred. The prices, unless stated, do not include any sale, use or other taxes. Such taxes will be added to invoice prices when required.

### Prices.

Compensation for services performed will be based on the current Lab Analytical Fee Schedule or on quotations agreed to in writing by the parties. Turnaround time based charges are determined from the time of resolution of all work order questions. Testimony, court appearances or data compilation for legal action will be charged separately. Evaluation and reporting of initial screening runs may incur additional fees.

### Limitations of Liability.

In the event of any error, omission, or other professional negligence, the sole and exclusive responsibility of LAB shall be to re-perform the deficient work at its own expense and LAB shall have no other liability whatsoever. All claims shall be deemed waived unless made in writing and received by LAB within ninety (90) days following completion of services.

LAB shall have no liability, obligation, or responsibility of any kind for losses, costs, expenses, or other damages (including but not limited to any special, direct, incidental or consequential damages) with respect to LAB's services or results.

All results provided by LAB are strictly for the use of its clients and LAB is in no way responsible for the use of such results by clients or third parties. All reports should be considered in their entirety, and LAB is not responsible for the separation, detachment, or other use of any portion of these reports. Client may not assign the lab report without the written consent of the LAB.

Client covenants and agrees, at its/his/her sole expense, to indemnify, protect, defend, and save harmless the LAB from and against any and all damages, losses, liabilities, obligations, penalties, claims, litigation, demands, defenses, judgments, suits, actions, proceedings, costs, disbursements and/or expenses (including, without limitation attorneys' and experts' fees and disbursements) of any kind whatsoever which may at any time be imposed upon, incurred by or asserted or awarded against client relating to, resulting from or arising out of (a) the breach of this agreement by this client, (b) the negligence of the client in handling, delivering or disclosing any hazardous substance, (c) the violation of the Client of any applicable law, (d) non-compliance by the Client with any environmental permit or (e) a material misrepresentation in disclosing the materials to be tested.

### Hazard Disclosure.

Client represents and warrants that any sample delivered to LAB will be preceded or accompanied by complete written disclosure of the presence of any hazardous substances known or suspected by Client. Client further warrants that any sample containing any hazardous substance that is to be delivered to LAB will be packaged, labeled, transported, and delivered properly and in accordance with applicable laws.

### Sample Handling.

Prior to LAB's acceptance of any sample (or after any revocation of acceptance), the entire risk of loss or of damage to such sample remains with Client. Samples are accepted when receipt is acknowledged on chain of custody documentation. In no event will LAB have any responsibility for the action or inaction of any carrier shipping or delivering any sample to or from LAB premises.

Client authorizes LAB to proceed with the analysis of samples as received by the laboratory, recognizing that any samples not in compliance with all current DOH-ELAP-NELAP requirements for containers, preservation or holding time will be noted as such on the final report.

Disposal of hazardous waste samples is the responsibility of the Client. If the Client does not wish such samples returned, LAB may add storage and disposal fees to the final invoice. Maximum storage time for samples is 30 days after completion of analysis unless modified by applicable state or federal laws. Client will be required to give the LAB written instructions concerning disposal of these samples.

LAB reserves the absolute right, exercisable at any time, to refuse to receive delivery of, refuse to accept, or revoke acceptance of any sample, which, in the sole judgment of LAB (a) is of unsuitable volume, (b) may be or become unsuitable for or may pose a risk in handling, transport, or processing for any health, safety, environmental or other reason whether or not due to the presence in the sample of any hazardous substance, and whether or not such presence has been disclosed to LAB by Client or (c) if the condition or sample date make the sample unsuitable for analysis.

### Legal Responsibility.

LAB is solely responsible for performance of this contract, and no affiliated company, director, officer, employee, or agent shall have any legal responsibility hereunder, whether in contract or tort including negligence.

### Assignment.

LAB may assign its performance obligations under this contract to other parties, as it deems necessary. LAB shall disclose to Client any assignee (subcontractor) by ELAP ID # on the submitted final report.

### Force Majeure.

LAB shall have no responsibility or liability to the Client for any failure or delay in performance by LAB, which results in whole or in part from any cause or circumstance beyond the reasonable control of LAB. Such causes and circumstances shall include, but not limited to, acts of God, acts or orders of any government authority, strikes or other labor disputes, natural disasters, accidents, wars, civil disturbances, difficulties or delays in transportation, mail or delivery services, inability to obtain sufficient services or supplies from LAB's usual suppliers, or any other cause beyond LAB's reasonable control.

### Law.

This contract shall be continued under the laws of the State of New York without regard to its conflicts of laws provision.

This report is part of a multipage document and should only be evaluated in its entirety. The Chain of Custody provides additional sample information, including compliance with the sample condition requirements upon receipt.

144



## WESTERN LB4 SNEAKER

Se, As, Na, S, Ti, V, Zn per email

Sampled By: Roxanne Brix Date/Time: 5/4/22

Date/Time

### ms and Conditions (reverse).





## Chain of Custody Supplement

2 of 2

Client: Inventum Engineering

Completed by: Glen Pezzulo

Lab Project ID: 222043

Date: 5/5/22

### Sample Condition Requirements

Per NELAC/ELAP 210/241/242/243/244

Condition	NELAC compliance with the sample condition requirements upon receipt		
	Yes	No	N/A
Container Type	<input checked="" type="checkbox"/>	<input checked="" type="checkbox"/> 5035	<input type="checkbox"/>
Comments			
Transferred to method-compliant container	<input type="checkbox"/>	<input type="checkbox"/>	<input checked="" type="checkbox"/>
Headspace (<1 mL)	<input checked="" type="checkbox"/> TCLP vol	<input type="checkbox"/>	<input checked="" type="checkbox"/>
Comments			
Preservation	<input type="checkbox"/>	<input type="checkbox"/>	<input checked="" type="checkbox"/>
Comments			
Chlorine Absent (<0.10 ppm per test strip)	<input type="checkbox"/>	<input type="checkbox"/>	<input checked="" type="checkbox"/>
Comments			
Holding Time	<input checked="" type="checkbox"/>	<input type="checkbox"/>	<input type="checkbox"/>
Comments			
Temperature	<input checked="" type="checkbox"/>	<input type="checkbox"/>	<input checked="" type="checkbox"/> metals
Comments	<u>2°C iced</u>		
Compliant Sample Quantity/Type	<input checked="" type="checkbox"/>	<input type="checkbox"/>	<input type="checkbox"/>
Comments			



**Experience is the solution**

314 North Pearl Street ♦ Albany, New York 12207  
(800) 848-4983 ♦ (518) 434-4546 ♦ Fax (518) 434-0891

May 13, 2022

Emily Farmen  
Paradigm Environmental  
179 Lake Avenue  
Rochester, NY 14608

TEL: (800) 724-1997

Work Order No: 220506061

RE: Analysis of Samples  
Project# 222043

Dear Emily Farmen:

Adirondack Environmental Services, Inc received 1 sample on 5/6/2022 for the analyses presented in the following report.

Please see case narrative for specifics on analysis.

If you have any questions regarding these tests results, please feel free to call.

Sincerely,

Tara Daniels  
Laboratory Director

ELAP#: 10709

## Adirondack Environmental Services, Inc

## CASE NARRATIVE

---

### Paradigm Environmental

**Date:** 13-May-22

Analysis of Samples

**Lab WorkOrder:** 220506061

Project# 222043

---

Sample containers were not supplied by Adirondack Environmental Services.

The client provided percent moisture data for dry weight calculations.

---

### Definitions - RL: Reporting Limit DF: Dilution factor

<b>Qualifiers:</b>	ND : Not Detected at reporting limit	C: CCV below acceptable Limits
	J: Analyte detected below quantitation limit	C+: CCV above acceptable Limits
	B: Analyte detected in Blank	S: LCS Spike recovery is below acceptable limits
	X : Exceeds maximum contamination limit	S+: LCS Spike recovery is above acceptable limits
	H: Hold time exceeded	Z: Duplication outside acceptable limits
	N: Matrix Spike below acceptable limits	T : Tentatively Identified Compound-Estimated
	N+: Matrix Spike is above acceptable limits	E :Above quantitation range-Estimated

**Note : All Results are reported as wet weight unless noted**

**The results relate only to the items tested. Information supplied by the client is assumed to be correct.**

---

**Adirondack Environmental Services, Inc**

Date: 13-May-22

**CLIENT:** Paradigm Environmental  
**Project:** Analysis of Samples  
Project# 222043

**LabWork Order: 220506061**  
**PO#:**

**Lab SampleID:** 220506061-001**Collection Date:** 5/4/2022**Client Sample ID:** 222043-01**Matrix:** SOLID

Analyses	Result	RL	Qual	Units	DF	Date Analyzed
<b>SOLUBLE ANIONS/ ION CHROMATOGRAPHY - SW 9056A</b>						Analyst: <b>CC</b>
( Prep: SW9056 - 5/10/2022 )						
Chloride	<b>ND</b>	1400		µg/g-dry	50	5/12/2022 5:48:37 AM
<b>AMMONIA AS N - SM 4500 NH3 G-2011</b>						Analyst: <b>CS</b>
( Prep: SM4500-NH3 G - 5/11/2022 )						
Nitrogen, Ammonia- (as N)	<b>7810</b>	720		µg/g-dry	257.14	5/12/2022 12:03:52 PM
<b>CYANIDE, TOTAL - SW 9012B</b>						Analyst: <b>KB</b>
( Prep: 9010C - 5/10/2022 )						
Cyanide	<b>296</b>	18.0		µg/g-dry	25	5/10/2022 2:50:24 PM
<b>MOISTURE CONTENT-ASTM D2216 (NOT ELAP CERTIFIED)</b>						Analyst: <b>CMH</b>
Percent Moisture	<b>28.6</b>	0.1		wt%	1	5/9/2022
<b>HEAT VALUE - ASTM D240-09</b>						Analyst: <b>AMN</b>
Heat Value	<b>11400</b>	500		btu/lb	1	5/9/2022
<b>SW 7.3.3.2, NOT ELAP CERTIFIED</b>						Analyst: <b>KB</b>
( Prep: E335.4 - 5/11/2022 )						
Reactive Cyanide	<b>1.2</b>	1.0	S	µg/g	1	5/12/2022 4:52:27 PM
<b>SW 7.3.4.2, NOT ELAP CERTIFIED</b>						Analyst: <b>CS</b>
( Prep: E335.4 - 5/11/2022 )						
Reactive Sulfide	<b>28</b>	10		µg/g	1	5/12/2022
<b>REACTIVITY - SW 7.3.4.2, NOT ELAP CERTIFIED</b>						Analyst: <b>CS</b>
Reactivity	<b>Non Reactive</b>	0			1	5/12/2022



二

**EIAP ID-**

**REQUESTED ANALYSIS**[illegible]

\*\*\* LAB USE ONLY BELOW THIS LINE \*\*\*

**Sample Condition:** Per NELAC/ELAP 210/241/242/243/244

Receipt Parameter		NELAC Compliance	
Container Type:	100 L	Y <input type="checkbox"/>	N <input type="checkbox"/>
Comments:		Y <input type="checkbox"/>	N <input type="checkbox"/>
Preservation:		Y <input type="checkbox"/>	N <input type="checkbox"/>
Holding Time:		Y <input type="checkbox"/>	N <input type="checkbox"/>
Temperature:	4°C	Y <input type="checkbox"/>	N <input type="checkbox"/>

Client	
Sampled By	Date/Time
JP	5/6/22 08:30
Reinquished By	Date/Time
Walter Gardner	5/6/22 1:45
Received By	Date/Time
	5/6/22 17:00
Received @ Lab By	Date/Time

Total Cost:

P.L.F. ☐





**Experience is the solution**

314 North Pearl Street • Albany, New York 12207 • (518) 434-4546 • Fax (518) 434-0891

## TERMS, CONDITIONS & LIMITATIONS

All service rendered by the **Adirondack Environmental Services, Inc.** are undertaken and all rates are based upon the following terms:

- (a) Neither **Adirondack Environmental Services, Inc.**, nor any of its employees, agents or sub-contractors shall be liable for any loss or damage arising out of **Adirondack Environmental Services, Inc.**'s performance or nonperformance, whether by way of negligence or breach of contract, or otherwise, in any amount greater than twice the amount billed to the customer for the work leading to the claim of the customer. Said remedy shall be the sole and exclusive remedy against **Adirondack Environmental Services, Inc.** arising out of its work.
- (b) All claims made must be in writing within forty-five (45) days after delivery of the **Adirondack Environmental Services, Inc.** report regarding said work or such claim shall be deemed or irrevocably waived.
- (c) **Adirondack Environmental Services, Inc.** reports are submitted in writing and are for our customers only. Our customers are considered to be only those entities being billed for our services. Acquisition of an **Adirondack Environmental Services, Inc.** report by other than our customer does not constitute a representation of **Adirondack Environmental Services, Inc.** as to the accuracy of the contents thereof.
- (d) In no event shall **Adirondack Environmental Services, Inc.**, its employees, agents or sub-contractors be responsible for consequential or special damages of any kind or in any amount.
- (e) No deviation from the terms set forth herein shall bind **Adirondack Environmental Services, Inc.** unless in writing and signed by a Director of **Adirondack Environmental Services, Inc.**
- (f) Results pertain only to items analyzed. Information supplied by client is assumed to be correct. This information may be used on reports and in calculations and **Adirondack Environmental Services, Inc.** is not responsible for the accuracy of this information.
- (g) Payments by Credit Card/Purchase Cards are subject to a 3% additional charge.



**Experience is the solution**

314 North Pearl Street ♦ Albany, New York 12207  
(800) 848-4983 ♦ (518) 434-4546 ♦ Fax (518) 434-0891

May 17, 2022

Emily Farmen  
Paradigm Environmental  
179 Lake Avenue  
Rochester, NY 14608

Work Order No: 220509017

TEL: (800) 724-1997

RE: Analysis of Samples  
Project# 222043

Dear Emily Farmen:

Adirondack Environmental Services, Inc received 1 sample on 5/9/2022 for the analyses presented in the following report.

Please see case narrative for specifics on analysis.

If you have any questions regarding these tests results, please feel free to call.

Sincerely,

Christopher Hess  
QA Manager

ELAP#: 10709



## Adirondack Environmental Services, Inc

## CASE NARRATIVE

---

### Paradigm Environmental

Date: 17-May-22

Analysis of Samples

Lab WorkOrder: 220509017

Project# 222043

---

Sample containers were not supplied by Adirondack Environmental Services.

The client performed the TCLP extraction procedure. The TCLP extract was provided for analysis.

This is an updated report to include the recovery for the compound flagged for the Semi-Volatile continuing calibration.

The reporting limit standard analyzed had the following recoveries:

Pentachlorophenol 97.6 %

---

### Definitions - RL: Reporting Limit DF: Dilution factor

<b>Qualifiers:</b>	ND : Not Detected at reporting limit	C: CCV below acceptable Limits
	J: Analyte detected below quantitation limit	C+: CCV above acceptable Limits
	B: Analyte detected in Blank	S: LCS Spike recovery is below acceptable limits
	X : Exceeds maximum contamination limit	S+: LCS Spike recovery is above acceptable limits
	H: Hold time exceeded	Z: Duplication outside acceptable limits
	N: Matrix Spike below acceptable limits	T : Tentatively Identified Compound-Estimated
	N+: Matrix Spike is above acceptable limits	E :Above quantitation range-Estimated

**Note : All Results are reported as wet weight unless noted**

**The results relate only to the items tested. Information supplied by the client is assumed to be correct.**

---

**Adirondack Environmental Services, Inc**

Date: 17-May-22

**CLIENT:** Paradigm Environmental  
**Work Order:** 220509017  
**Reference:** Analysis of Samples / Project# 222043  
**PO#:**

**Client Sample ID:** 222043-01A  
**Collection Date:** 5/4/2022  
**Lab Sample ID:** 220509017-001  
**Matrix:** TCLP-EXTRACT

Analyses	Result	RL	Qual	Units	DF	Date Analyzed
<b>TCLP HERBICIDES - EPA 8321B</b>						
( Prep: SW3535A - 5/11/2022 )						Analyst: KF
2,4,5-TP (Silvex)-TCLP	ND	0.050		mg/L	1	5/11/2022 3:53:30 PM
2,4-D-TCLP	ND	0.050		mg/L	1	5/11/2022 3:53:30 PM
Surr: Acifluorfen	90.3	52.5-128		%REC	1	5/11/2022 3:53:30 PM
Surr: DCAA	76.5	56.2-139		%REC	1	5/11/2022 3:53:30 PM
<b>TCLP PESTICIDES - EPA 8081B</b>						
( Prep: SW3535A - 5/11/2022 )						Analyst: KF
Chlordane-TCLP	ND	0.010		mg/L	1	5/12/2022 1:22:10 PM
Endrin-TCLP	ND	0.0020		mg/L	1	5/12/2022 1:22:10 PM
gamma-BHC(Lindane)-TCLP	ND	0.0020		mg/L	1	5/12/2022 1:22:10 PM
Heptachlor epoxide-TCLP	ND	0.0020		mg/L	1	5/12/2022 1:22:10 PM
Heptachlor-TCLP	ND	0.0020		mg/L	1	5/12/2022 1:22:10 PM
Methoxychlor-TCLP	ND	0.010		mg/L	1	5/12/2022 1:22:10 PM
Toxaphene-TCLP	ND	0.020		mg/L	1	5/12/2022 1:22:10 PM
Surr: Decachlorobiphenyl-TCLP	80.4	51.5-141		%REC	1	5/12/2022 1:22:10 PM
<b>TCLP SEMI-VOLATILES - EPA 8270D</b>						
( Prep: SW3535A - 5/10/2022 )						Analyst: MT
1,4-Dichlorobenzene -TCLP	ND	50		µg/L	1	5/11/2022 4:29:00 PM
2,4,5-Trichlorophenol-TCLP	ND	50		µg/L	1	5/11/2022 4:29:00 PM
2,4,6-Trichlorophenol-TCLP	ND	50		µg/L	1	5/11/2022 4:29:00 PM
2,4-Dinitrotoluene-TCLP	ND	50		µg/L	1	5/11/2022 4:29:00 PM
Cresols, Total-TCLP	1500	200		µg/L	1	5/11/2022 4:29:00 PM
Hexachlorobenzene-TCLP	ND	50		µg/L	1	5/11/2022 4:29:00 PM
Hexachlorobutadiene-TCLP	ND	50		µg/L	1	5/11/2022 4:29:00 PM
Hexachloroethane-TCLP	ND	50		µg/L	1	5/11/2022 4:29:00 PM
Nitrobenzene-TCLP	ND	50		µg/L	1	5/11/2022 4:29:00 PM
Pentachlorophenol-TCLP	ND	250	C	µg/L	1	5/11/2022 4:29:00 PM
Pyridine-TCLP	320	100		µg/L	1	5/11/2022 4:29:00 PM
Surr: 2,4,6-Tribromophenol	82.8	43.7-123		%REC	1	5/11/2022 4:29:00 PM
Surr: 2-Fluorobiphenyl	73.6	48.7-108		%REC	1	5/11/2022 4:29:00 PM
Surr: 2-Fluorophenol	77.2	23.5-101		%REC	1	5/11/2022 4:29:00 PM
Surr: 4-Terphenyl-d14	70.0	50.6-121		%REC	1	5/11/2022 4:29:00 PM
Surr: Nitrobenzene-d5	67.6	43.7-109		%REC	1	5/11/2022 4:29:00 PM
Surr: Phenol-d6	73.1	12.6-93.5		%REC	1	5/11/2022 4:29:00 PM



1701 Lake Avenue Rochester NY 14608 Office (585) 647-2530 Fax (585) 647-3311

## CHAIN OF CUSTODY

147

**ELAP ID:**

REPORT TO:				INVOICE TO:			
COMPANY: Paradigm Environmental		COMPANY: Same		LAB PROJECT #:		CLIENT PROJECT	
ADDRESS:		ADDRESS:					
CITY:	STATE:	ZIP:	CITY:	STATE:	ZIP:	TURNAROUND TIME: (WORKING DAYS)	
PHONE:	FAX:		PHONE:	FAX:			

PROJECT NAME/SITE NAME:						
ATTN:	Reporting	ATTN:	Accounts Payable	<input type="checkbox"/>	<input type="checkbox"/>	<input type="checkbox"/>
COMMENTS:	Please email results to <a href="mailto:reporting@paradigmenv.com">reporting@paradigmenv.com</a>			<input type="checkbox"/>	<input type="checkbox"/>	<input type="checkbox"/>
Date Due:				5	13	22

### REQUESTED ANALYSIS

[illegible]

**\*\*LAB USE ONLY BELOW THIS LINE\*\***

**Sample Condition:** Per NELAC/ELAP 210/241/242/243/244

Receipt Parameter	NELAC Compliance
-------------------	------------------

Container Type:	
Comments:	

Y ☐
N ☐

Preservation: Y ☐ N ☐

Comments:

Holding Time: Y ☐ N ☐

Temperature: 40°C Y ☐ N ☐

Client	Date/Time
Sampled By	

Relinquished By	Date/Time
A. Z	5/9/22 06:30

Received By Huan Jachan Date/Time 5/9/22 11:19

Received @ Lab By	Date/Time
	5/9/22 3:59

**Total Cost:**

--	--

P.L.





**Experience is the solution**

314 North Pearl Street • Albany, New York 12207 • (518) 434-4546 • Fax (518) 434-0891

## TERMS, CONDITIONS & LIMITATIONS

All service rendered by the **Adirondack Environmental Services, Inc.** are undertaken and all rates are based upon the following terms:

- (a) Neither **Adirondack Environmental Services, Inc.**, nor any of its employees, agents or sub-contractors shall be liable for any loss or damage arising out of **Adirondack Environmental Services, Inc.**'s performance or nonperformance, whether by way of negligence or breach of contract, or otherwise, in any amount greater than twice the amount billed to the customer for the work leading to the claim of the customer. Said remedy shall be the sole and exclusive remedy against **Adirondack Environmental Services, Inc.** arising out of its work.
- (b) All claims made must be in writing within forty-five (45) days after delivery of the **Adirondack Environmental Services, Inc.** report regarding said work or such claim shall be deemed or irrevocably waived.
- (c) **Adirondack Environmental Services, Inc.** reports are submitted in writing and are for our customers only. Our customers are considered to be only those entities being billed for our services. Acquisition of an **Adirondack Environmental Services, Inc.** report by other than our customer does not constitute a representation of **Adirondack Environmental Services, Inc.** as to the accuracy of the contents thereof.
- (d) In no event shall **Adirondack Environmental Services, Inc.**, its employees, agents or sub-contractors be responsible for consequential or special damages of any kind or in any amount.
- (e) No deviation from the terms set forth herein shall bind **Adirondack Environmental Services, Inc.** unless in writing and signed by a Director of **Adirondack Environmental Services, Inc.**
- (f) Results pertain only to items analyzed. Information supplied by client is assumed to be correct. This information may be used on reports and in calculations and **Adirondack Environmental Services, Inc.** is not responsible for the accuracy of this information.
- (g) Payments by Credit Card/Purchase Cards are subject to a 3% additional charge.

## Appendix D - Building Permit



**Town of Tonawanda**  
Building Department

525 Belmont Ave  
Buffalo, NY 14223  
Phone: 877-8801  
Fax: 871-8845

# BUILDING PERMIT

Com. Demolition  
Permit Number: BP2021-0018



---

**Applicant**

Name: Ontario Specialty Contracting  
Address: 140 LEE STREET SUITE 200  
BUFFALO, NY 14210  
Phone: 716-856-3333

**Owner**

Name: Riverview Innovation &  
Address: 1001 East Delavan Ave Unit 17  
Buffalo, NY 14215  
Phone:

---

**Parcel Number:** 64.08-1-10

**Address:** 3875 River Rd  
Tonawanda, NY 14150

**Issue Date:** 01/11/2021

**Expiration Date:** 01/11/2022

**Construction Value:** \$1,110,000.00

---

**Description**

Demolition of buildings and structures at former Tonawanda Coke.

---

**Contractor**

Name: Ontario Specialty Contracting  
Address: 140 LEE STREET SUITE 200  
BUFFALO, NY 14210  
Phone: 716-856-3333

---

Charge Description	Amount	Paid
Com. Demolition	9000.00	9000.00

**\$0 Balance Due.**

A handwritten signature in black ink, reading 'Thomas Duncan'.

\_\_\_\_\_  
Building Official

\_\_\_\_\_  
Date

**Town of Tonawanda**  
Building Department

525 Belmont Ave  
Buffalo, NY 14223  
Phone: 877-8801  
Fax: 871-8845

# BUILDING PERMIT

Com. Demolition  
Permit Number: BP2021-0018



---

**Applicant**

Name: Ontario Specialty Contracting  
Address: 140 LEE STREET SUITE 200  
BUFFALO, NY 14210  
Phone: 716-856-3333

**Owner**

Name: Riverview Innovation &  
Address: 1001 East Delavan Ave Unit 17  
Buffalo, NY 14215  
Phone:

---

**Parcel Number:** 64.08-1-10

**Address:** 3875 River Rd  
Tonawanda, NY 14150

**Issue Date:** 01/11/2021

**Expiration Date:** 01/11/2023

**Construction Value:** \$1,110,000.00

---

**Description**

Demolition of buildings and structures at former Tonawanda Coke.

---

**Contractor**

Name: Ontario Specialty Contracting  
Address: 140 LEE STREET SUITE 200  
BUFFALO, NY 14210  
Phone: 716-856-3333

---

Charge Description	Amount	Paid
Com. Demolition	9000.00	9000.00

**\$0 Balance Due.**

A handwritten signature in black ink that reads 'Thomas Duncan'.

Building Official

A handwritten signature in blue ink followed by the date '01/11/2021'.

Date



Appendix E – Pre-Demolition Checklist



# **Building Demolition Inspection Form**

**Riverview Innovation & Technology Campus**

**Tonawanda, NY**

**Building Number:** Click or tap here to enter text.

**Building Name:** Click or tap here to enter text.

**Permit Number:** Click or tap here to enter text.

**Start Date:** Click or tap here to enter text.      **Completion Date:** FRIDAY 05/28/2021.

**NY DEC Notification Date:** Click or tap here to enter text.

## **Approvals**

**HASP updated:** Click or tap here to enter text.

**NESHAP Notification Date:** Click or tap here to enter text.

**Landfill:** Click or tap here to enter text.

**Landfill Notification Date:** Click or tap here to enter text.

**(notification required for each building wastes stream)**

**Permits issued:** Click or tap here to enter text.

**Permit Date:** Click or tap here to enter text.

## **Regulated Building Materials**

**Were Asbestos Containing Building Materials (ACM) present:** Click or tap here to enter text.

**If so, have all ACM been removed and clearance inspection completed:** Click or tap here to enter text.

**DOL Notification Date (for controlled demolition with ACM in place):** Click or tap here to enter text.

**Have all Universal Waste, containers, or other regulated contents been removed:** Click or tap here to enter text.

**If present, have all potential PCB containing equipment has been sampled and removed:** Click or tap here to enter text.

## **Utilities**

**List utilities entering/leaving the building:** Click or tap here to enter text.

**Have all utilities entering/leaving the building been decommissioned:** YES.

**Utility decommissioning completion date:** Click or tap here to enter text.

## **Building Structure Category:**

*(1) not suitable for use as fill, (2) designated for controlled demolition because of current structural conditions or due ACM integrated with building materials, (3) impacted by operations of TCC to the extent which cannot be reasonably be cleaned for use as fill, (4) safety hazards such as the stacks, pits, tunnels, and pipe bridge.*

### **Work Zone Delineation Check List**

**Utilities and utility protection:** Click or tap here to enter text.

**Fall radius defined:** Click or tap here to enter text.

**Laydown Areas (Waste, recyclable materials, equipment):** Click or tap here to enter text.

**Staff parking and break areas:** Click or tap here to enter text.

### **CAMP Requirements**

**Monitoring station confirmed prior to Demolition:** Click or tap here to enter text.

**Type and frequency of monitoring:** Click or tap here to enter text.

### **Attach Monitoring Reports**

### **SWPPP Requirements**

**Dust control plan in place:** Click or tap here to enter text.

**Dust control methods:** Click or tap here to enter text.

**If needed, water control plan:** Click or tap here to enter text.

**Truck wash station in place:** Click or tap here to enter text.

### **Process Piping**

**Was any process piping present:** Click or tap here to enter text.

**If so, list inspections prior to management:** Click or tap here to enter text.

**List disposition of process piping containing residuals, list how the waste and any residuals were managed:** Click or tap here to enter text.

### **Energetic Materials**

**Did the demolition plan include the use of Energetic Materials:** Click or tap here to enter text.

**What were the dates of use?** Click or tap here to enter text.

**Where there any CAMP excursions at the property line on those dates?** Click or tap here to enter text.

**Material Management**

To the extent practicable and safe, materials will be segregated in accordance with their material composition, including but not limited to:

1. Construction and Demolition (C&D) Debris
2. ACM debris
3. Potentially mixed waste (ACM and potentially Characteristically Hazardous Materials)
4. Brick and Concrete
5. Structural Steel
6. Non-ferrous metal
7. Pipe (process and utility shall be segregated)
8. Equipment and machinery

List generated material categories and disposal facility or fill location for each:

Material Category	Disposal Facility or Onsite Location (Grid #)	Roll-off / truck loads	Manifest / Bill of Loading Included

**Attachments:**

1. Permits
2. Photo Log
3. Air Monitoring Reports
4. Shipment log for all material categories that were transported from property
5. Fill Log, key to Site Grid, for all materials used as fill on the property
6. Sample log for all analytical testing conducted

## Appendix F – POTW Industrial Waste Discharge Permit



Permit No. 331

Modified Date: 7/23/20

**TOWN OF TONAWANDA**

**INDUSTRIAL SEWER CONNECTION PERMIT**

Company Name: Riverview Innovation & Technology Campus

Division Name (if Applicable) \_\_\_\_\_

Mailing Address: 333 Ganson Street  
Street or P.O. Box  
Buffalo, NY 14203

City, State and Zip Code

Facility Address: 3875 River Road  
Street or P.O. Box  
Tonawanda, NY 14150

*The above Industrial User is authorized to discharge industrial wastewater to the Town of Tonawanda sewer system in compliance with the Town's Sewer Use Ordinance Number 2-2000, any applicable provisions of Federal or State law or regulation, and in accordance with discharge point(s), effluent limitations, monitoring requirements, and other conditions set forth herein.*

*This permit is granted in accordance with the application filed on October 15, 2019 in the office of the Pretreatment Administrator, and in conformity with plans, specifications, and other data submitted to the Town in support of the above application.*

Effective Date: August 1, 2020

Expiration Date: September 30, 2022

Permit No. 331

Date: 7/23/2020 Signed: Paul Morrow

Paul Morrow  
Town of Tonawanda  
Pretreatment Coordinator

Permit No. 331Modified Date: 7/23/2020**WASTEWATER STREAMS AUTHORIZED FOR DISCHARGE**

WASTEWATER STREAM	APPROXIMATE FLOW(GPD)	YES	NO
A. Sanitary	<u>2,000</u>	<u>x</u>	<u>      </u>
B. Boiler Blowdown	<u>      </u>	<u>      </u>	<u>      </u>
C. Treated Stormwater from Diked/Bermed Areas*	<u>53,000</u>	<u>x</u>	<u>      </u>
D. Equipment Decon water from Investigation	<u>2,000</u>	<u>x</u>	<u>      </u>
E. Coal Yard*	<u>90,000</u>	<u>x</u>	<u>      </u>

. Each waste stream must be approved by this office and permit may be modified. All Equipment Cleaning water and water from dikes/ bermed areas must be treated by the same equipment the EPA used on discharge water. \* Each new diked bermed area/ coal yard pond will be considered a new waste stream and must be approved by this office.

**PART 1 - WASTEWATER DISCHARGE LIMITATIONS AND MONITORING REQUIREMENTS**

**A. LOCALLY DERIVED LIMITATIONS**

*The industrial user shall comply with the following locally derived effluent limitations effective as of: August 1<sup>st</sup>, 2020*

MONITORING LOCATION: Sampling Manhole near Guard Gate  
SAMPLE TYPE: 24 Hour Composite for all parameters except pH, SGT-HEM, and Volatiles which will be grabs

PARAMETERS	SAMPLE FREQUENCY	LIMIT	PURPOSE
pH	Monthly	5.0-9.5 SU	Compliance
SGT-HEM	"	100 ppm	"
Total Cyanide	"	1.1 mg/l	"
Biochemical Oxygen Demand	"	250 mg/l	Surcharge
Total Suspended Solids	"	"	"
Total Phosphorus	"	6.0 mg/l	"
Total Mercury	"	0.001 mg/l	Compliance
Total Arsenic	"	0.5 mg/l	Compliance
Priority Pollutant Volatiles (624)	"	-----	Monitoring
Total Recoverable Phenolics	"	-----	Monitoring
Priority Pollutant PAH's (625)	"	-----	"
Total Ammonia	"	-----	"

SGT-HEM= Silica Gel Treated Hexane Extractable Materials

Flow must be reported by the 10<sup>th</sup> day of the month for the preceding month.

*Note: The complete list of discharge limitations for dischargers to the Town Treatment Plant is contained in the Town's Local Law 2-2000. On the basis of the application and previous monitoring, parameters deemed applicable to this discharge have been excerpted and their limitations included above. The discharger should be aware that all other limitations apply and should consider all such limitations when considering process changes or plant modifications.*



Special Remedial Waste Streams and Required Analysis

1. Wastewater From the Dewatering of the Mixing Pad and Wastewater from the Power Washing of the mixing pad

MONITORING LOCATION: Effluent from Charcoal Filter

SAMPLE TYPE: Grab

PARAMETERS	SAMPLE FREQUENCY	LIMIT	PURPOSE
Priority Pollutant Volatiles (624)	see below	-----	Monitoring
Priority Pollutant PAH's (625)	"	-----	"

One grab sample of dewatering wastewater will be collected from the effluent of the charcoal filter during the completion of dewatering. One grab sample of power washing wastewater will be collected from the effluent of the charcoal filter during the completion of treatment of the power washing wastewater.

Permit No: 331\_\_\_\_\_

Modified Date: \_\_\_\_\_

**PART 1 - WASTEWATER DISCHARGE LIMITATIONS AND MONITORING  
REQUIREMENTS ( Continued )**

**B. USEPA CATEGORICAL PRETREATMENT STANDARDS**

*The industrial user covered by this permit has been identified as may be subject to the following USEPA categorical pretreatment standard: 40 CFR Part, 420 entitled, Iron & Steel, By-product Coke making, Merchant. Under those regulations, the permittee is required to meet the following limitations and perform the following monitoring:*

No discharge of Categorical wastewater is allowed by this permit.

Permit No.: 331

## **PART II - SPECIAL CONDITIONS/COMPLIANCE SCHEDULE**

1. *The Industrial User shall develop, within 6 months of the effective date of this permit, an accidental spill prevention/slug control/SPCC plan(s) to eliminate or minimize the accidental or slug discharge of pollutants into the sewer system, which could have an effect on the Town's treatment plant, sludge, or cause the Town to violate its SPDES permit.*

## **PART III - REPORTING REQUIREMENTS**

1. *All Industries requiring submittal of self-monitoring reports (SMR's) must submit all laboratory results on all discharged samples. If a lab analysis was performed using an EPA approved test method, then those results must be included in the SMR. Persons signing SMR's must be a responsible company official, ie; owner, corporate manager, or supervise more than two hundred fifty (250) employees. Any of the above may appoint a company representative to sign SMR's but written notice must be supplied to this office authorizing said employee to sign.*

*The following statement will be required on all SMR's and baseline monitoring reports (BMR):*

***"I certify under penalty of law that this document and all attachments were prepared under my direction or supervision in accordance with a system designed to assure that qualified personnel properly gathered and evaluated the information submitted. Based on my inquiry of the person or persons who managed the system, or those persons directly responsible for gathering the information, the information submitted is to the best of my knowledge and belief, true, accurate and complete. I am aware that there are significant penalties for submitting false information, including the possibility of fines and imprisonment for knowing violation."***

2. *If an Industrial User knows in advance of the need for a bypass, it shall submit prior notice to the Town, if possible at least ten days before the date of the bypass. An Industrial User shall submit oral notice of an unanticipated bypass or slug discharge that exceeds applicable Pretreatment Standards to the Town within 24 hours from the time the Industrial User becomes aware of the bypass or slug discharge. A written submission shall also be provided within 5 days of the time the Industrial User becomes aware of the bypass or slug discharge. The written submission shall contain a description of the bypass or slug discharge and its cause; the duration of the bypass/ slug discharge, including exact dates and times, and, if the bypass has not been corrected, the anticipated time it is expected to continue; and steps taken or planned to reduce, eliminate, and prevent reoccurrence of the bypass/ slug discharge. The Town may waive the written report on a case-by-case basis if the oral report has been received within 24 hours.*
3. *The Industrial User shall notify the Town 30 days prior to the introduction of new wastewater or pollutants or any substantial change in the volume or characteristics of the wastewater being introduced into the POTW from the User's industrial processes. The Industrial User is required to notify the Town immediately of any changes to its facility affecting its potential for slug discharge.*

4. *Any upset experienced by the Industrial User of its treatment that places it in a temporary state of non-compliance with wastewater discharge limitations contained in this permit or other limitations specified in the Town's Ordinance shall be reported to the Town within 24 hours of first awareness of the commencement of the upset. Immediate resampling for the non-compliance pollutant shall begin. A detailed report shall be filed within 5 days.*
5. *The Industrial User is required to submit to the Town reports on the results of its sampling of the pollutants specified in Part I of this Permit. This report shall also contain monthly flows.*
6. *Analytical procedures must be performed in accordance with 40 CFR Part 136. Additional pollutants not contained in Part 136 must be performed using validated analytical methods approved by EPA (40 CFR 403.12 [g] [4]).*
7. *All self-monitoring reports shall be submitted to the following address by the 25<sup>th</sup> day of the month following the reporting period:*  
***Paul Morrow, Pretreatment Coordinator  
Wastewater Treatment Facility  
Two Mile Creek Road  
Tonawanda, New York 14150***

#### **PART IV - STANDARD CONDITIONS**

1. *The Industrial User shall comply with all the general prohibitive discharge standards in Article IV of the Local Law 2-2000.*
  - a. *BOD 250 mg/l, SS 250 mg/l, P 6 mg/l are not to be construed as discharge limits of the above pollutants but as a baseline for generating abnormal sewer charges. Permittees that sample more frequently than required for surchargeable parameters and have a greater than 30% variation in flow per reportable day will have a flow averaged used for surcharge calculation.*

#### **2. RIGHT OF ENTRY**

*The Industrial User shall, after reasonable notification by the Town, allow the Town or its representatives, exhibiting proper credentials and identification, to enter upon the premises of the User, at all reasonable hours, for the purposes of inspection, sampling, or records inspection. Reasonable hours in the context of inspection and sampling includes any time the Industrial User is operating any process which results in a process wastewater discharge to the Town's sewerage system.*

#### **3. RECORDS RETENTION**

*The Industrial User shall retain and preserve for no less than three (3) years, any records, books, documents, memoranda, reports, correspondence and all summaries thereof, relating to monitoring, sampling and chemical analysis made by or in behalf of the User in connection with*

its discharge.

Page 7 of 9

Permit No. 331

- a) *All records that pertain to matters that are the subject of special orders or any other enforcement or litigation activities brought by the Town shall be retained and preserved by the Industrial User until all enforcement activities have concluded and all periods of limitation with respect to any and all appeals have expired.*

**4. CONFIDENTIAL INFORMATION**

*Except for data determined to be confidential under Article VII, Section 4 of the Town's Ordinance, all reports required by this permit shall be available for public inspection at the office of the Pretreatment Coordinator, Wastewater Treatment Facility, Two Mile Creek Road, Tonawanda, New York 14150.*

**5. RECORDING OF RESULTS**

*For each measurement or sample taken pursuant to the requirements of this permit, the user shall record the following information:*

- a) *The exact place, date and time of sampling;*
- b) *The dates the analyses were performed;*
- c) *The person(s) who performed the analyses;*
- d) *The analytical techniques or methods used, and*
- e) *The results of all required analyses.*
- f) *Where sanitary sewer discharge is measured by a mechanical or electronic device, accuracy of device shall be certified correct every year by the manufacturer*
- g) *Where sanitary sewer discharge is measured as consumed water, the water meter must be certified as per the following schedule: meter size 5/8 to 1 inch every ten years, meter size 1 inch to 4 inch every five years, and meter size 4 inches and larger every year.*

**6. DILUTION**

*No Industrial User shall increase the use of potable or process water or, in any way, attempt to dilute a discharge as a partial or complete substitute for adequate treatment to achieve compliance with the limitations contained in this permit*

**7. PROPER DISPOSAL OF PRETREATMENT SLUDGES AND SPENT CHEMICALS**

*The disposal of sludges and spent chemicals generated shall be done in accordance with Section 405 of the Clean Water Act and Subtitles C and D of the Resource Conservation and Recovery Act.*

**8. TOXIC SUBSTANCES**

*All waters shall be maintained free of toxic substances in concentrations that are toxic to or produce detrimental physiological responses in human, plant, animal, or aquatic life.*

**9. SIGNATORY REQUIREMENTS**

*All reports required by this permit shall be signed by a principal executive officer of the User, or his designee.*

**10. REVOCATION OF PERMIT**

*The permit issued to the Industrial User by the Town may be revoked when after inspection, monitoring or analysis it is determined that the discharge of wastewater to the sanitary sewer is in violation of Federal, State, or local laws, ordinances, or regulations. Additionally, falsification or intentional misrepresentation of data or statements pertaining to the permit application or any other required reporting form, shall be cause for permit revocation.*

**11. LIMITATIONS ON PERMIT TRANSFER**

*Transfer of permit. Industrial waste permits are issued to a specific user for a specific operation. In the event of any change in ownership of the industrial facility, the permittee shall notify the new owner of the existence of the permit by letter, a copy of which shall be forwarded to the Pretreatment Administrator 30 days prior to change of ownership. A new industrial waste permit must be issued to the new owner.*

**12. FALSIFYING INFORMATION OR TAMPERING WITH MONITORING EQUIPMENT**

*Knowingly making any false statement on any report or other document required by this permit or knowingly rendered any monitoring device or method inaccurate, may result in punishment under the criminal law of the Town, as well as being subjected to civil penalties and relief.*

**13. MODIFICATION OR REVISION OF THE PERMIT**

- a) The terms and conditions of this permit may be subject to modification by the Town at any time as limitations or requirements as identified the Town's Ordinance, are modified or other just cause exists.*
- b) This permit may also be modified to incorporate special conditions resulting from the issuance of a special order.*
- c) The terms and conditions may be modified as a result of EPA promulgating a new federal Pretreatment standard.*
- d) Any permit modifications which result in new conditions in the permit shall include a reasonable time schedule for compliance if necessary.*

**14. DUTY TO REAPPLY**

*The Town shall notify a User sixty (60) days prior to the expiration of the User's Permit. Within thirty (30) days of the notification, the User shall reapply for re-issuance of the permit on a form provided by the Town.*

**15. SEVERABILITY**

*The provisions of this permit are severable, and if any provision of this permit, or the application of any provision of this permit to any circumstance is held invalid, the application of such provision to other circumstances, and the remainder of this permit shall not be affected thereby.*

**16. LIMITATIONS**

*The issuance of this permit does not convey any property rights in either real or personal property, or any exclusive privileges, nor does it authorize any invasion of personal rights, nor any infringement of Federal, State or Local regulations.*

**17. ENFORCEMENT OF THE SEWER USE LAW AND PERMITS**

*The Town has developed and received USEPA approval of its Enforcement Response Plan which details the standard responses to be taken by the Town when it encounters various violations of the Sewer Use Law or the terms of this permit. Copies of this document are available at the office of the Pretreatment Administrator. Town of Tonawanda Sewer Use Ordinance 2-2000 Article VI 165-33 allows for punitive Administrative fines of up to \$5,000 per day. The Town of Tonawanda may also maintain an action or proceeding in the name of the Town of Tonawanda in a court of competent jurisdiction for injunctive relief of any violation Article 6 of the Town Sewer Use Ordinance 2-2000*



## Appendix G – HASP



# Health and Safety Plan

## **Riverview Innovation & Technology Campus, Inc.**

### **TONAWANDA COKE Brownfield Remediation**

TONAWANDA, NY

Submitted to:

Riverview Innovation & Technology Campus, Inc.  
333 Ganson St.  
Buffalo, NY 14203

Prepared by:



333 Ganson Street  
Buffalo, NY 14203

October 2019

## TABLE OF CONTENTS


<b>CONFORMANCE SIGNATURES.....</b>	<b>4</b>
<b>EMERGENCY CONTACT LIST.....</b>	<b>5</b>
<b>INTRODUCTION .....</b>	<b>7</b>
<i>SITE/PROJECT BACKGROUND AND SCOPE .....</i>	<i>7</i>
<i>APPLICABILITY and REFERENCES .....</i>	<i>7</i>
<i>DEFINITIONS.....</i>	<i>8</i>
<i>SITE VISTIOR REQUIREMENTS .....</i>	<i>10</i>
<b>HEALTH AND SAFETY ORGANIZATION .....</b>	<b>11</b>
<i>PERSONNEL RESPONSIBILITIES.....</i>	<i>12</i>
<i>SITE SPECIFIC TRAINING .....</i>	<i>14</i>
<i>JOB SPECIFIC SPECIALIZED TRAINING &amp; MEDICAL CLEARANCE.....</i>	<i>15</i>
<i>MEETINGS .....</i>	<i>15</i>
<i>SUBSTANCE ABUSE SCREENING .....</i>	<i>16</i>
<b>PROJECT OVERVIEW AND TASK RISK ANALYSIS .....</b>	<b>17</b>
<i>TASK/RISK ANALYSIS.....</i>	<i>17</i>
<i>CONTAMINATE/Chemical HAZARDS .....</i>	<i>18</i>
<i>GENERAL PHYSICAL HAZARDS AND STANDARD PROTECTIVE MEASURES .....</i>	<i>21</i>
<i>BIOLOGICAL HAZARDS.....</i>	<i>24</i>
<b>SITE SECURITY .....</b>	<b>26</b>
<i>SITE LAYOUT.....</i>	<i>26</i>
<i>BUDDY SYSTEM .....</i>	<i>26</i>
<i>SITE COMMUNICATIONS PLAN.....</i>	<i>26</i>
<b>PERSONAL PROTECTIVE EQUIPMENT (PPE) .....</b>	<b>27</b>
<i>MINIMUM LEVELS OF PROTECTION.....</i>	<i>27</i>
<i>SELECTION OF PROTECTION LEVELS.....</i>	<i>28</i>
<i>HEARING PROTECTION.....</i>	<i>29</i>
<i>RESPIRATORY PROTECTION.....</i>	<i>30</i>
<b>STANDARD OPERATING PROCEDURES (SOPS) .....</b>	<b>33</b>
<i>EXCAVATION SAFETY.....</i>	<i>34</i>
<i>EXTERIOR PRECAUTIONS.....</i>	<i>34</i>
<i>LOCKOUT/TAGOUT POLICY .....</i>	<i>35</i>
<i>ELECTRICAL.....</i>	<i>36</i>
<i>FALL PROTECTION .....</i>	<i>36</i>
<b>INCIDENT PREVENTION PROCEDURES.....</b>	<b>37</b>
<i>SAFETY TASK ANALYSIS CARD.....</i>	<i>37</i>
<i>FIRE PREVENTION and PROTECTION .....</i>	<i>37</i>
<i>SITE HOUSEKEEPING .....</i>	<i>38</i>
<i>MECHANICAL EQUIPMENT.....</i>	<i>38</i>
<i>HIGH PRESSURE WASHERS.....</i>	<i>38</i>
<i>VEHICLE and EQUIPMENT SAFETY.....</i>	<i>39</i>
<i>SANITATION .....</i>	<i>40</i>

<i>DAILY INSPECTIONS</i> .....	40
<i>INCIDENT REPORTING</i> .....	40
<b>MEDICAL SURVEILLANCE</b> .....	<b>43</b>
<i>MEDICAL EXAMINATIONS</i> .....	43
<i>AIR MONITORING</i> .....	44
<b>CONFINED SPACE ENTRY PROCEDURES</b> .....	<b>44</b>
<i>DEFINITIONS</i> .....	44
<i>PERSONNEL RESPONSIBILITIES</i> .....	45
<i>TRAINING</i> .....	46
<i>PRCS ENTRY PROCEDURE</i> .....	48
<i>RESCUE/EMERGENCY RESPONSE</i> .....	49
<b>DECONTAMINATION PROCEDURES</b> .....	<b>50</b>
<i>PERSONNEL HYGENE and DECONTAMINATION</i> .....	50
<i>EQUIPMENT DECONTAMINATION</i> .....	51
<i>HEAVY EQUIPMENT DECONTAMINATION</i> .....	51
<i>TOOLS and SMALL EQUIPMENT DECONTAMINATION</i> .....	51
<i>NON-DISPOSABLE SAMPLING EQUIPMENT</i> .....	52
<i>DISPOSAL of DECONTAMINATION WASTES</i> .....	52
<b>EMERGENCY EQUIPMENT AND FIRST AID REQUIREMENTS</b> .....	<b>53</b>
<b>MEDICAL EMERGENCY RESPONSE (DETAIL PROVIDED UNDER SEPARATE COVER)</b> .....	<b>54</b>
<i>REPORTING AN EMERGENCY</i> .....	54
<i>PRE-PLANNING</i> .....	54
<i>EMERGENCY CHAIN OF COMMAND</i> .....	54
<i>WEATHER</i> .....	54
<b>SPILL CONTAINMENT PROCEDURES (NOT ANTICIPATED FOR THIS PROJECT)</b> .....	<b>55</b>
<i>SPILL RESPONSE PROCEDURES</i> .....	56
<b>HEAT/COLD STRESS</b> .....	<b>59</b>
<b>LOGS, REPORTS AND RECORDKEEPING</b> .....	<b>61</b>
<b>HOT WORK PERMIT PROCEDURES (WELDING, CUTTING, OPEN FLAME WORK &amp; SPARKING) (NOT ANTICIPATED FOR THIS PROJECT)</b> .....	<b>61</b>
<b>ATTACHMENT I: FORMS</b> .....	<b>63</b>
<b>ATTACHMENT II: SITE-SPECIFIC ACTIVITY HAZARD ANALYSIS</b> .....	<b>95</b>
<b>ATTACHMENT III: SAFETY DATA SHEETS</b> .....	<b>129</b>
<b>ATTACHMENT IV RESERVED: SITE SAFETY AUDITS</b> .....	<b>176</b>



Authorization Signatures

This site Health and Safety Plan (HASP) has been reviewed and approved by the individuals below. The undersigned certify that to the best of their knowledge this HASP meets the safety requirements as defined by the project specifications and all known applicable governing regulatory requirements.

  
\_\_\_\_\_  
John Yensan, President  
OSC

10/22/19  
\_\_\_\_\_  
Date

  
\_\_\_\_\_  
Dan Flanigan, Project Manager  
OSC

10/22/19  
\_\_\_\_\_  
Date

  
\_\_\_\_\_  
Matt Reardon, Superintendent  
OSC

10/22/19  
\_\_\_\_\_  
Date

  
\_\_\_\_\_  
Donald Dustin CIH, CSP, Director HS&E  
OSC

10/22/2019  
\_\_\_\_\_  
Date



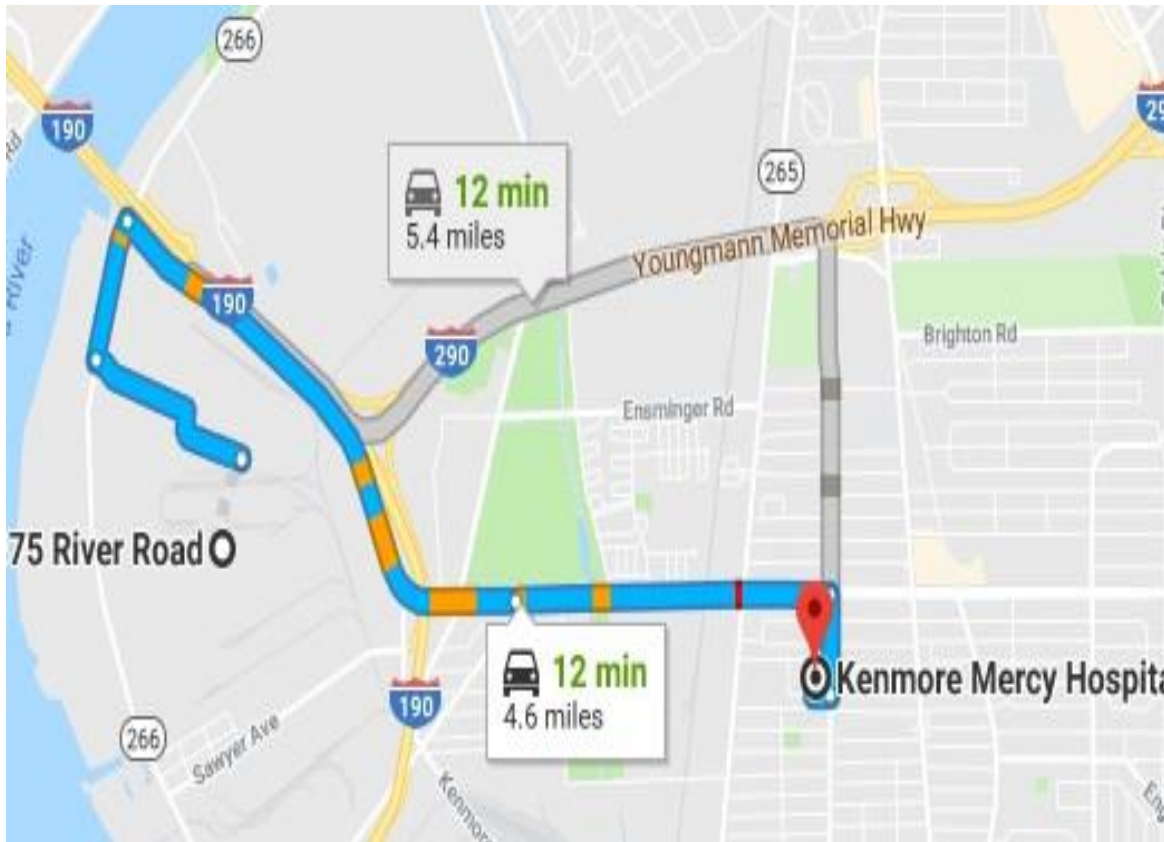
Emergency Contact List

<b>Tonawanda Coke</b> 3875 River Road Tonawanda, New York 14150		
AGENCY	Contact	Phone Number
Owner's Representative	John Black Project Manager	571-217-6761
OSC	Matt Reardon Superintendent	716-570-0717
	Dan Flanigan Project Manager	716-560-3006
	John Yensan President	716-583-4400
	Donald Dustin Director HS&E	716-560-7542
Kenmore Mercy Hospital	Medical Emergency	911 (direct) 716-447-6100
Fire, Police, Ambulance	Dispatch	911
Utilities	Water Gas Electric	911

AGENCY	Contact	Phone Number
Site Emergency	Police, Fire Dept., Ambulance	911
Fire Department		911
Police Department & Security		911
Ambulance		911
Poison Control	American Association of Poison Controls	1-800-222-1222
US EPA Release Report Number	National Response Center	1-800-424-8802
HAZARDOUS MATERIALS	CHEMTREC	1-800-424-9300



**LOCAL MEDICAL: KENMORE MERCY HOSPITAL, 2950 ELMWOOD AVE 14127  
(DIAL 911 FOR EMERGENCY) (716) 447-6100**



4217

- Turn right onto River Road
- Turn right onto Grand Island Blvd (about 2 miles)
- Merge onto Sheridan Dr.
- Go about 1.5 miles and turn right onto Elmwood Ave.
- Make a sharp right and hospital is on left

*OSC Medical Consultant:*

Medcor, Inc.  
4805 W. Prime Parkway  
McHenry, Illinois 60050  
800-775-5866

*Non-medical Emergency:*

Company Health  
1173 Sheridan Drive  
Tonawanda, NY 14150  
(716) 875-5495

## INTRODUCTION

### SITE/PROJECT BACKGROUND AND SCOPE

Riverview Innovation & Technology Campus, Inc. (Riverview) has contracted OSC, Inc. for the overall remediation of the former Tonawanda Coke Corporation (TCC) property in Tonawanda, NY. Remediation will be per requirements of the New York State Brownfield Cleanup Program (NYSBCP) and the New York State Inactive Hazardous Waste Site Program (aka State Superfund). Inventum Engineering, PC is providing technical guidance for the project.

The work includes, but is not limited, to the following:

- Mobilization
- Installation of erosion and sediment controls
- Installation of site temporary features (waste/equipment decontamination pads, temporary access roads, and temporary utilities)
- Asbestos removal on structures, building materials, fittings and debris
- Stabilization and removal of above & below ground tank contents
- Removal of hazardous process and product waste chemicals as well as universal waste
- Cleaning/decontamination of above ground structures deemed to remain on site
- Demolition of buildings, structures, and tanks not to remain on site
- Treatment/neutralization of surface soils and water as reasonably feasible per NYSBCP
- Removal of “surface tar” and other grossly contaminated soil not otherwise treated/neutralized
- Rail car cleaning and disassembly
- Tank cleaning and costing for scrap
- Dewater
- Grading
- Restoration and seed stabilization
- Demobilization

### APPLICABILITY AND REFERENCES

OSC has developed the following site Health and Safety Plan (HASP) in accordance with the project contract requirements and Federal, State and Local regulations. It is intended for individuals performing work at the site and not for those considered visitors doing observation only. All operations and equipment used in conjunction with this contract shall, at a minimum, comply with the following:

- New York State Brownfield Cleanup Program
- Project Health and Safety Plan (this HASP)
- OSC Technical Work Plan
- OSHA 29 CFR 1910: Occupational Safety and Health Standards – General Industry

- OSHA 29 CFR 1926: Safety and Health Regulations for Construction
- EPA 9285.1-03: Office of Emergency and Remedial Response – Standard Operating Safety Guides
- OSC Corporate Health, Safety and Environmental Program Manual
- Orientation and Training (Supervision, Laborers, Operators & Visitors)
- Activity Hazard Analysis (AHA)
- Standard Operating Procedures; Emergency Response, Reporting, Incident Investigation, Inspections, Audits, Work Procedures, Hazard Communication, Hot Work, Confined Space, Fire Prevention, Control of Hazardous Energy (Lockout, Tagout, Tryout), Excavations, Controlled Work Zones including decontamination, Ladders, Steps, Stairs, Scaffolding Contractor/Vendor Safety Checklist, Heavy Equipment Operation, Forklift Operation, Powered Aerial Platforms
- Substance Abuse Policy
- Receive site orientation training regarding the project requirements contained in this HASP. Site orientation will be conducted by OSC's Health and Safety Officer (HSO) named in Section 2.0 of this HASP.
- Acknowledge in writing, on page 4 of this HASP titled Conformance Signatures that they have received the site-specific orientation and; therefore, have been trained in and understand the contents of this HASP and the general site safety requirements.

The health and safety protocol that is established in this HASP is based upon the known site conditions and or conditions anticipated to be present from established site data. This HASP is a living document that shall be updated and or revised over the term of this contract as warranted by change in site conditions, scope of work, methods and improvement measures. A copy of this HASP shall be maintained at the project site.

## DEFINITIONS

The Owner: Riverview Innovation & Technology Campus, Inc.

The Engineer: Inventum (Owner Representative)

The Contractor: OSC – Company retained by owner to conduct the project.

The Project: Brownfield Cleanup Program, 3875 River Road, Tonawanda, NY

The Project Site: The area designated as the Contractor work area.

Contractor Work Area: An area of the Project site which includes the support zones, access roads, staging areas, contamination reduction zones and exclusion zones.

Active Full Time Project Personnel: All personnel who are permanently assigned to the project and required to perform work. Does not include visitors or vendors visiting the site temporarily who are required to be escorted always by an authorized and trained project employee.

Qualified Person: A person with a recognized degree, or professional certificate, along with extensive knowledge and experience in the subject field who can do design, analysis, evaluation and specifications.

Competent Person: A person who can identify existing any predictable hazards in their surroundings/working conditions which are unsanitary, hazardous or dangerous to employees, and who has both knowledge and authorization to take prompt corrective measures to eliminate them.

Authorized Personnel: A person that is approved or assigned by OSC to perform a specific type of duty/duties, or to be at a specific location(s) at the project site.

Stop Work Authority: HS&E personnel, qualified and competent persons, owner representatives and *all project employees* shall have the authority to stop work in any situation deemed unsafe to those working on the project site, or in any situation that poses a risk to the environment. Work will remain stopped until the involved parties correct their impact or conditions as per the requirements of this HASP.

Contamination Reduction Zone (CRZ): The CRZ is the transitional area between the identified contaminated and clean areas. The CRZ will be provided for the transfer of equipment and materials to and from the exclusion zone; the decontamination of personnel and equipment existing in the exclusion zone; and the physical segregation of the clean and contaminated work areas.

Exclusion Zone (EZ): The exclusion zone encompasses the areas of contaminants of concern (COCs); as well as any areas being utilized for the temporary storage of salvaged materials [ex. valves] and spoils to be discarded as waste. The purpose of the EZ is to limit access to only qualified and necessary personnel and manage the potential spread of COCs.

## SITE VISITOR REQUIREMENTS

A safe location, where all visitors can observe site activities of interest will be identified by the HSO. Anyone visiting the site will receive site-specific instructions from the HSO. All visitors shall be escorted by site trained personnel after signing in and completing orientation. Visitor training will include, at a minimum;

- OSC Project Safety Orientation and RIVERVIEW/Honeywell general site orientation
- Project Hazard Communication system
- Activity Hazard Analysis (AHA) review (as needed)
- Work Permit Process (as needed)
- Safety Meetings and Inspections
- PPE requirements;
- Decontamination procedures (as needed);
- Emergency procedures, and
- Any other site-specific information that the HSO deems necessary.

Any visitor wishing to enter an established contamination reduction zone (CRZ) or exclusion zone will be required to provide the HSO with documentation of medical monitoring and training equivalent to the requirements of this HASP for that area. Only authorized visitors with written proof that they have been medically certified and trained in accordance with project requirements will be permitted to enter the CRZ and/or exclusion area.

The only exception to this rule is for emergency personnel whom may enter the work area without fully complying with the requirements of this subsection. Emergency crews will be quickly briefed as to site conditions and hazards by the HSO.

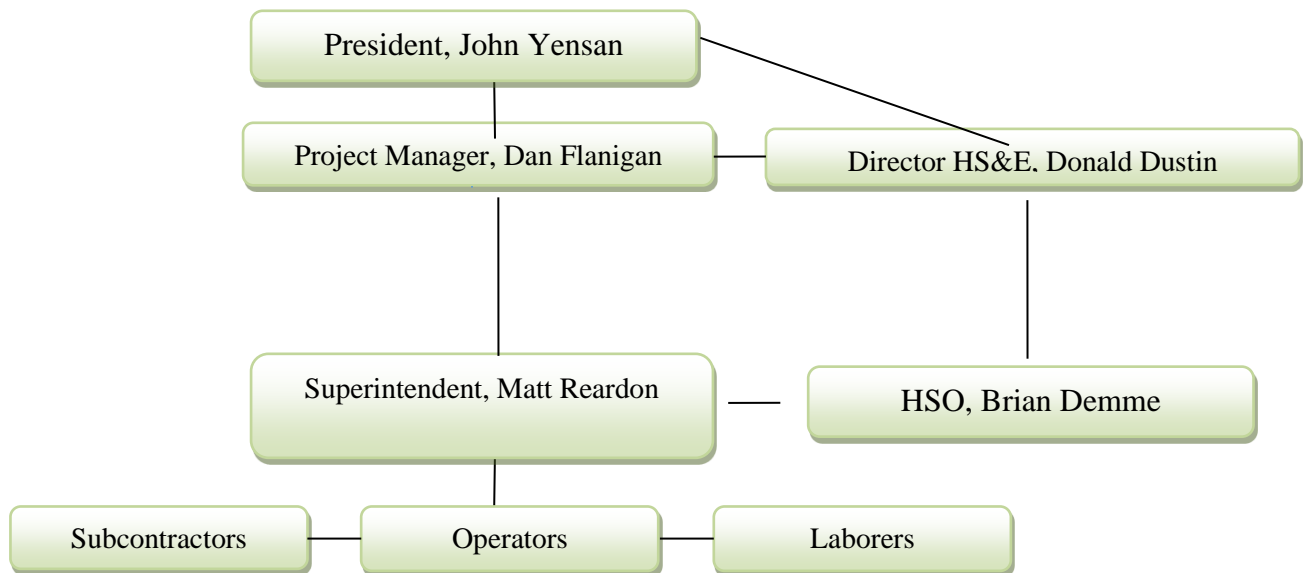
## HEALTH and SAFETY ORGANIZATION

The following **OSC** management personnel will be assigned to this Project:

- President – John Yensan
- Project Manager – Dan Flanigan
- Superintendent – Matt Reardon
- On Site Health & Safety Officer – Brian Demme
- Director HS&E – Donald Dustin

In addition to the above listed management, OSC will provide the appropriate number of operators and laborers; as well as the required subcontractors for this project.

### ORGANIZATION CHART



## PERSONNEL RESPONSIBILITIES

### *PROJECT MANAGERS AND SUPERINTENDENTS*

The Project Manager will be responsible for the overall direction and completion of this contract. The Project Manager reports to the President and will be responsible for managing and coordinating all project related activities; as well as serving as OSC's primary contact with the Owner and/or Owner's Representative. The Site Superintendent will be responsible for overseeing contractor and subcontractor operations in the field. The Site Superintendent will report directly to the Project Manager.

Project Managers and Superintendents will be responsible for the following:

- Assure daily compliance with the Corporate HS&E Manual and this HASP during the project.
- Implement the procedures and guidelines outlined in this HASP throughout the project.
- Implement incident investigations. The Site Superintendent will notify INVENTUM management and the OSC Director HS&E immediately. Documentation will be maintained on OSC's Incident Report (see attachment I). The Incident Report will be submitted to RIVERVIEW/Honeywell by OSC. The HSO will conduct the incident investigation with support from the Superintendent and Director.
- Perform and support site safety audits and address all deficiencies.
- Provide incentive and motivation for safe work practices; as well as discipline for unsafe work practices.
- Ensuring a copy of this HASP is onsite always.
- Conduct initial site orientation meetings.

### *HEALTH AND SAFETY OFFICER (HSO)*

The HSO will handle health and safety management on the project and will report to the Director HS&E. Specific duties of the HSO include:

- Overall implementation, enforcement and maintenance of this HASP.
- Act as a point of contact for all project site health and safety concerns.
- Conduct initial training of the contents of this HASP; as well periodic training for when rules/regulations change, new equipment or procedures are introduced, additional skills are needed, and new hazards are presented. Report observations in the daily safety meetings and update AHAs and training accordingly.
- Conduct daily meetings regarding health and safety.
- Supervising any additional HS&E requirements that are needed for this project.

The HSO will monitor the jobsite health and safety via inspection at the start and completion of each day's work; as well as monitoring the jobsite for this purpose throughout the day. The initial daily inspection will be recorded on OSC's inspection and audit form (Attachment I). Corrective actions and end-of-the-day inspection results will be recorded in the HSO's project safety logbook. Any deficiencies will be promptly corrected. All corrective and improvement measures will be





reviewed with project personnel at the morning daily safety briefing. Intentional violations of the site HS&E regulations will be grounds for disciplinary action, which could include temporary suspension or termination of personnel and/or expulsion of vendor and/or subcontractor personnel from the site.

*HS&E TECHNICIANS (not anticipated for this project)*

The HSO will assign qualified technicians (air monitoring, material sampling, equipment specific and job design professionals) to each work crew or task in hazardous areas as warranted.

*OSC CORPORATE MEDICAL CONSULTANT AND NON-EMERGENCIES*

The Medical Consultant will be available to provide call-in emergency medical consulting to OSC personnel on an around-the-clock basis. Medical emergencies occurring during normal work hours will be provided by the local hospital (see above). Non-emergency medical support and OSC's Medical Consultant are:

Medcor, Inc.  
4805 W. Prime Parkway  
McHenry, Illinois 60050  
800-775-5866

Company Health  
1173 Sheridan Drive  
Tonawanda, NY 14150  
716-875-5495

**SUBCONTRACTORS**

All subcontractors shall be prequalified according to the OSC subcontractor/vendor prequalification requirements including Certificates of Insurance that meet or exceed the project contract requirements (See RIVERVIEW/Honeywell Project Subcontractor Insurance Requirements Under Separate Cover).

All subcontractor employees shall be required to attend a project safety orientation prior to starting work on site (See Training and Orientation Requirements of this HASP). Subcontractors are responsible for health and safety as it pertains to their operations at the project site and shall provide the required OSC HS&E supporting documentation. Documented proof of training shall be provided for all subcontractor employees. All subcontractors are responsible for providing their employees with the proper site-specific PPE required to perform their work as well as ensure that all tools and equipment are properly inspected and maintained. Subcontractors are responsible for ensuring that their employees conform to all HS&E project requirements and applicable government regulations.

## TRAINING and ORIENTATION

Personnel, including subcontractors, shall be provided with the training required to comply with this HASP. Training documentation (training certificates, attendance rosters) will be filed and maintained onsite by the HSO and will be made available for inspection upon request. Training documentation will be kept in an organized manner for each individual worker.

Full time active project personnel working onsite must have received the following;

- Required safety training as defined by OSHA CFR 1926.21 for construction
- OSHA 1926.65, Hazwoper (employees potentially exposed to hazardous chemicals)
- Medical clearance - fit for work, (includes medical surveillance for specific occupations and probable contaminants) negative drug screen, clearance for respirator use, fit test and training for the type of respirator required.

Supervisor Training – in addition to the above all designated supervisors shall have as a minimum received training that covers competent person training for the specific operation they are responsible for (i.e. excavation trenching and shoring, confined space, rigging, hot work, etc.), first aid and CPR, record keeping, incident investigation, employee substance abuse i.e., reasonable suspicion), HS&E documentation requirements.

## SITE SPECIFIC TRAINING

Documentation of training, provided by a qualified safety professional, will be maintained as necessary for the following topics;

- OSC Site Specific Orientation
- Activity Hazard Analysis & Safe work procedures (AHA Review)
- Project Hazard Awareness training
- PPE requirements & possible decontamination procedures
- Heat/Cold Stress
- Fall Protection
- Heavy Equipment Operation (Authorized, Unauthorized)
- Powered Industrial Fork Truck Operation (Authorized, Unauthorized)
- Control of Hazardous Energy Lockout/Tagout and Air Gapping Requirements (1 ft visible air gap)
- Incident reporting
- Emergency response & available services (medical, fire, inclement weather, tornado, bomb threat, signals and procedures)
- Hoisting and Rigging
- Respirator use, maintenance, inspection, medical clearance and fit test
- Excavation hazards and protective measures
- Confined Space



- Dust, Erosion and sediment control
- Noise control measures
- OSC's STAC program
- Authority to stop work (all employees) and the buddy system "No One Works Alone".

#### JOB SPECIFIC SPECIALIZED TRAINING & MEDICAL CLEARANCE

OSC employees will all participate in the company's annual medical surveillance program which evaluates "fit for duty" condition. These evaluations will be provided by a licensed health care professional.

Employees that may be exposed to elevated levels of contaminants (to be determined) or that wish to use tight-fitting respirators on a voluntary basis will require a current medical evaluation and be respiratory qualified in compliance with OSHA 1910.134.

#### MEETINGS

Attendance at all HS&E meetings will be documented and filed onsite.

- Daily Morning Safety Brief prior to the start of work "Tool Box Talk".
- Prior to the beginning of each work task, all involved workers shall be required to attend a task-specific HS&E meeting to review task-specific health and safety requirements pertinent to the tasks (AHA review - job hazards and protective measures).

#### *Weekly HS&E Meetings*

All onsite Supervisory personnel shall be required to attend a weekly meeting, conducted by the owner representative, to review project and/or task specific procedures. Topics to be discussed at these weekly meetings include, but are not limited to;

- AHA – review for all definable features of work, hazards and controls
- STAC - employee work observations and recommendations
- Audit/Inspection findings, and recommendations for improvement
- Necessary training requirements and site work rules;
- Change in work practices and/or work conditions, incident reports;
- Precautions and work practices related to scheduled site activities;
- New or modified site wide procedures or requirements;
- Discussion of potential hazards or hazardous operations;
- Procedures on restricted areas;
- Equipment rules and requirements;
- Restrictions on the handling of materials;
- PPE requirements;
- Delegation of responsibility (emergency backup personnel, competent persons, etc.);

- Review of emergency response for anticipated situations (medical, fire, inclement weather, tornado, bomb threat, environmental release/spill) and communication methods (alarms, radio, voice, and hand signals).

#### *HS&E Audits*

The OSC Director, HSE will make project site visits to assure compliance with this HASP and aid as needed. Site audits will be made minimally on a quarterly basis using the company's audit criteria (see Appendix I Forms). An audit finding report will be submitted to the project manager and superintendent within 5 days of the site visit. Highlighted deficiencies must be corrected immediately if not done so during the site visit.

#### **SUBSTANCE ABUSE SCREENING**

OSC maintains a drug free workplace. The company prohibits the use, manufacture, sale, possession, or transfer of illegal drugs, alcohol, and controlled substances on project sites.

OSC requires pre-employment, reasonable suspicion and random substance abuse testing (random testing for project-assigned personnel only as required by contractual agreement). Post injury screening may also be conducted in conjunction with reasonable suspicion. Employees as a minimum will undergo a NIDA 10 panel drug screen for illegal drugs before working on the project. Drug and alcohol screens shall be managed by OSC using laboratories certified by HHS under the National Laboratory Certification Program (NLCP).

Reasonable suspicion testing may be triggered by direct observations of employee behavior or drug-related paraphernalia. Site personnel who have been observed using alcohol or controlled substances on site or during breaks at off-site locations after which they will return to work will be requested to take an alcohol or drug test. Reasonable suspicion includes possession (on person or in vehicles) of alcohol or controlled substances on site as well as paraphernalia that suggest drug use. Site personnel who exhibit signs, symptoms, or behaviors of drug or alcohol use as interpreted by a reasonable person will also be requested to take a drug and/or alcohol test.

**NOTE** - Prescription drugs taken without an authorized prescription for use is considered an illegal drug. Also, in case of any injury, incident, or emergency, employees may be required to undergo a 10-panel screen for illegal drugs, alcohol (breath), or prescribed medication. Submission to substance abuse testing is a condition of employment. Failure or refusal to submit to substance abuse testing is treated the same as a positive result. All reports will be maintained at the main office. Any positive results will be referred to OSC Senior Management for further action.

## PROJECT OVERVIEW AND TASK RISK ANALYSIS

### TASK/RISK ANALYSIS

An Activity Hazard Analysis (AHA) shall be developed for significant features of work which break jobs down into individual tasks defining the potential hazard of that task and the proper protective and control measures that shall be taken to minimize the hazard. AHA's shall be submitted with any required daily work permit to the owner representative for their review. AHA's shall be modified as warranted by safe work observations, audit and incident investigation. Assessment of the work hazards associated with the scope of work for this project is provided in the Table 1.0 below. PPE requirements for all work shall be primarily in level D; ANSI approved hard hat, safety glasses, hearing protection with elevated noise exposures (i.e., working with power tools or near sources of loud noises), abrasion resistant gloves, safety toed boots or safety toed rubber boots (dependent on hazard exposure), high visibility traffic vest or equivalent high visibility clothing, and/or disposable coveralls (modified D). Specific information relating to the potential chemical, physical, biological and radiological hazards is provided in Table 1.1.

TABLE 1.0 OVERALL JOB HAZARD EXPOSURE (See also attachment II (AHA's) )	
	Potential Exposure
Mobilization and temporary facilities and controls; establishment of work zones: hazard warning signs, OSC designated work area signage including barricades and area delineation, address safe work surface needs, add lighting, traffic controls, dust, fire and erosion controls.	Low
Installation of erosion and sediment control	Moderate
Installation of site temporary features (waste/equipment decontamination pads, roads)	Moderate
Asbestos removal on structures, building materials, fittings and debris	Moderate/High
Stabilization and removal of above & below ground tank contents	Moderate/High
Removal of hazardous process and product waste chemicals & universal waste	Moderate/High
Cleaning/decontamination of of above ground structures deemed to remain on site	Moderate/High
Tank cleaning	Moderate/High
Demolition of buildings, structures, and tanks not to remain on site	Moderate
Treatment/neutralization of surface soils and water as reasonably feasible per NYSBCP	Moderate/High
Removal of "surface tar" and other grossly contaminated soil not otherwise treated	Moderate/High
Restoration and seed stabilization	Low
Demobilization	Low

Low: Non-intrusive work – Minimal hazard/chance of exposure. Slight: Non-intrusive work / Possible HS&E hazards with tools. – Little chance of exposure. Moderate: Non-intrusive work / Possible HS&E hazards with powered tools, heavy equipment and/or working near or in water – Little chance of exposure to contaminants. Moderate/High: Intrusive work / Possible HS&E hazards with equipment – Exposure to contaminants is possible. High: Intrusive work / Possible HS&E hazards with equipment – Exposure to contaminants is probable.

## CONTAMINATE/CHEMICAL HAZARDS

### *Existing Site Hazards*

Based on information provided in the NYSBCP application and nature of the former facility (coke production and coal tar processing) there are several possible contaminants ranging from minimal to moderate hazardous exposure potential in the soil, groundwater, and surface water. Asbestos is likely to be contained in pipe/fitting/refractory insulation and other building structures.

Although several coal tar constituent chemicals of concern are volatile, the product has been standing open for an extended period time. Much of the volatile and semi-volatile fraction is expected to have been released to the atmosphere minimizing the air pathway (inhalation).

Of the remaining constituent chemicals of concern, the likely exposures are skin absorption/contact and ingestion. These exposure pathways will be controlled using PPE (barrier) and proper hygiene (decontamination).

The following table, taken from the NYSPCP application and originally developed from the GHD, 2018 Remedial Investigation/Feasibility Study Work Plan, lists the chemical constituents that maybe of concern.



Sample Matrix	Sample Date	Parameter	Parameter Concentration		Industrial Standard		Data Source	Table Page Location
Surface Soil	12/21/2005	Benzo(a)pyrene	4,100	ug/kg	1,100	ug/kg		Table 1a, 2 of 70
Subsurface Soil	8/24/2015	Benzo(b)fluorantene	2,000 to 4,600	ug/kg	1,100	ug/kg		Table 1b, 6 of 70
Surface Soil	8/17/2005 to 8/18/2005	Benzo(a)anthracene	13,000 to 20,000	ug/kg	11,000	ug/kg	GHD, 2018, Remedial Investigation/Feasibility Study Work Plan, Prepared for Tonawanda Coke Corporation, June.	Table 2, 11 of 70
Surface Soil	8/17/2005 to 8/18/2005	Benzo(a)pyrene	6,000 to 21,000	ug/kg	1,100	ug/kg		Table 2, 11 of 70
Surface Soil	8/17/2005 to 8/18/2005	Benzo(b)fluoranthene	13,000 to 32,000	ug/kg	11,000	ug/kg		Table 2, 11 of 70
Surface Soil	8/17/2005 to 8/18/2005	Chrysene	12,000 to 21,000	ug/kg	11,000	ug/kg		Table 2, 11 of 70
Surface Soil	8/17/2005 to 8/18/2005	Dibenz(a,h)anthracene	1,300 to 1,700	ug/kg	1,110	ug/kg		Table 2, 11 of 70
Surface Soil	8/18/2005	Indeno(1,2,3-cd)pyrene	15,000	ug/kg	11,000	ug/kg		Table 2, 11 of 70
Subsurface Soils	6/19/1989	Benzo(a)pyrene	2,400 to 11,000	ug/kg	1,100	ug/kg		Table 3, 16 of 70
Subsurface Soils	6/19/1989	Benzo(b)fluorantene	17,000	ug/kg	11,000	ug/kg		Table 3, 16 of 70
Subsurface Soils	6/19/1989	Dibenz(a,h)anthracene	2,200 to 11,000	ug/kg	1,100	ug/kg		Table 3, 16 of 70
Groundwater	10/18/1985 to 12/12/1989	Cyanide	0.22 to 2.75	mg/L	0.2	mg/L		Table 4, 37, 41, 45, 53, & 57 of 70
Groundwater	8/1/1986	1,4-Dichlorobenzene	29	ug/L	3	ug/L		Table 4, 38 of 70
Groundwater	11/1/1985 to 12/19/1989	Benzene	2.08 to 84	ug/L	1	ug/L		Table 4, 38, 42, & 54, of 70
Groundwater	8/1/1986	Chlorobenzene	22	ug/L	5	ug/L		Table 4, 38 of 70
Groundwater	11/1/1985	Xylenes	19 to 36	ug/L	5	ug/L		Table 4, 38 of 70
Groundwater	11/1/1985 to 8/1/1986	Toluene	11 to 59	ug/L	5	ug/L		Table 4, 38 of 70
Groundwater	6/26/1989 to 7/16/1991	Iron	2.597 to 160	mg/L	0.3	mg/L		Table 4, 36, 40, 48, 52, & 56 of 70
Groundwater	6/26/1989 to 7/16/1991	Manganese	0.801 to 11.2	mg/L	0.3	mg/L		Table 4, 37, 41, 49, & 57 of 70
Groundwater	11/1/1985	Phenolics	0.050 to 0.06	mg/L	0.001	mg/L		Table 4, 37 & 41 of 70
Groundwater	6/28/1989 to 12/13/1989	1,1,1-Trichloroethane	7 to 12.2	ug/L	5	ug/L		Table 4, 38 & 42 of 70
Groundwater	12/13/1989 to 12/20/1989	Methylene chloride	5.15 to 6.96	ug/L	5	ug/L		Table 4, 42 & 54 of 70
Groundwater	6/26/1989	Selenium	0.0116	mg/L	0.01	mg/L		Table 4, 49 of 70
Groundwater	6/26/1989	Nickel	0.153	mg/L	0.1	mg/L		Table 4, 53 of 70
Groundwater	7/16/1991	Cadmium	0.19	mg/L	0.005	mg/L		Table 4, 56 of 70
Surface Water	11/1/1985 to 8/1/1986	Benzene	23 to 48	ug/L	1	ug/L		Table 5, 62 of 70
Surface Water	11/1/1985	Xylenes	7	ug/L	5	ug/L		Table 5, 62 of 70
Surface Water	10/19/1989 to 7/8/1992	Toluene	12 to 24	ug/L	5	ug/L		Table 5, 62 of 70
Surface Water	3/15/1990 to 7/8/1992	Iron	1.09 to 472	mg/L	0.3	mg/L		Table 5, 62 & 64 of 70
Surface Water	3/15/1990 to 7/8/1992	Manganese	0.47 to 3.91	mg/L	0.3	mg/L		Table 5, 62, 64, & 66 of 70
Surface Water	3/15/1990	Nickel	0.14 to 0.216	mg/L	0.1	mg/L	GHD, 2018, Remedial Investigation/Feasibility Study Work Plan, Prepared for Tonawanda Coke Corporation, June.	Table 5, 62 & 64 of 70
Surface Water	11/1/1985 to 8/1/1986	Phenolics	0.039 to 0.61	mg/L	0.001	mg/L		Table 5, 63 of 70
Surface Water	12/19/1989	Methylene Chloride	52	ug/L	5	ug/L		Table 5, 66 of 70
Surface Water	3/15/1990	Chromium Total	0.086	mg/L	0.05	mg/L		Table 5, 64 of 70
Surface Water	7/8/1992	Lead	0.025	mg/L	0.025	mg/L		Table 5, 66 of 70
Sediment	3/15/1990	Benzo(a)pyrene	4,530	ug/kg	1,100	ug/kg		Table 5, 69 of 70
Sediment	3/15/1990	Dibenz(a,h)anthracene	3,430	ug/kg	1,100	ug/kg		Table 5, 69 of 70
Notes:								
1 The compounds and results are representative of the site conditions at the time the samples were collected. This does not represent all samples or compounds detected, but is considered representative of the data set available for the preparation of the BCP Application.								
2 Abbreviations used:								
ug/kg = micrograms per kilogram								
mg/L = milligrams per liter								
ug/L = micrograms per liter								
ug/kg = micrograms per kilogram								



## Chemicals Brought Onsite

The use of chemical products onsite will follow the requirements set forth in OSHA 29 CFR 1910.1200 (OSHA's Hazard Communication Standard), applicable Federal, State and Local regulations and the project procedure provided in this HASP. The potential hazards associated with these products will be mitigated through site specific training, administrative controls (e.g. labeling and storage) and use of the prescribed PPE.

Safety Data Sheets (SDS) for all chemicals brought onsite, will be available for review in OSC's field office at the project site. Chemical products shall be labeled which shall include, product name, manufacturers name, hazard warning, identifier and hazard pictogram.

The following table provides exposure guidelines for common hazardous chemicals that may be brought to the site, if required, for use during this project. The HSO will be notified before any new chemicals (chemicals not listed on the below table) are brought onsite.

HAZARD SUMMARY FOR CHEMICALS BROUGHT ONSITE					
Substance	Route of Entry	Exposure Symptoms	Treatment	8 Hour TWA	STEL and IDLH
Diesel Fuel	<ul style="list-style-type: none"> <li>• Skin contact</li> <li>• Eye contact</li> <li>• Inhalation</li> <li>• Ingestion</li> </ul>	<ul style="list-style-type: none"> <li>• Harmful if comes in contact with or is absorbed throughout the skin.</li> <li>• Contact may cause skin and eyes irritation.</li> <li>• Prolonged or repeated exposure may cause liver or blood forming organ damage.</li> <li>• May cause skin irritation or dermatitis.</li> </ul>	<ul style="list-style-type: none"> <li>• <u>Eyes</u>: Irrigate immediately.</li> <li>• <u>Skin</u>: Flush with soap and water.</li> <li>• <u>Inhalation</u>: Remove victim to fresh air and provide respiratory support if needed.</li> <li>• <u>Ingestion</u>: Seek medical attention.</li> </ul>	300 ppm	STEL: 500 ppm
Grease, Oil and Hydraulic Fluids	<ul style="list-style-type: none"> <li>• Skin contact</li> <li>• Eye contact</li> <li>• Inhalation</li> <li>• Ingestion</li> </ul>	<ul style="list-style-type: none"> <li>• May be slightly irritating to skin and eyes.</li> <li>• Inhalation may cause headaches.</li> <li>• Ingestion could result in nausea and vomiting.</li> </ul>	<ul style="list-style-type: none"> <li>• <u>Eyes</u>: Irrigate immediately.</li> <li>• <u>Skin</u>: Flush with soap and water.</li> <li>• <u>Inhalation</u>: Remove victim to fresh air and provide respiratory support if needed.</li> <li>• <u>Ingestion</u>: Seek medical attention.</li> </ul>	N/A	N/A
Gasoline Petroleum Distillates	<ul style="list-style-type: none"> <li>• Skin contact</li> <li>• Eye contact</li> <li>• Inhalation</li> <li>• Ingestion</li> </ul>	<ul style="list-style-type: none"> <li>• Acute: Central nervous system effects. Chemical pneumonitis if aspirated into the lungs.</li> <li>• Chronic: Benzene is a confirmed carcinogen. Long term exposure caused kidney and liver cancer in rats/Chemical.</li> </ul>	<ul style="list-style-type: none"> <li>• <u>Eyes</u>: Irrigate immediately.</li> <li>• <u>Skin</u>: Flush with soap and water.</li> <li>• <u>Inhalation</u>: Remove victim to fresh air and provide respiratory support if needed.</li> <li>• <u>Ingestion</u>: Seek medical attention.</li> </ul>	300ppm	500ppm STEL

## GENERAL PHYSICAL HAZARDS AND STANDARD PROTECTIVE MEASURES

(See Attachment I, AHA for more specific detail):

**Activity:** *All general work activities* (manual ground laboring, operating equipment, supervising, inspecting).

**Potential Hazard:** noise, slips, trips and falls, struck by, pinched, falling debris, shock, heat/cold stress

**Procedures to Mitigate Hazard:** Minimum standard site required PPE (Level D ANSI rated hard hat, eye protection, safety boots, high visibility traffic vest or equivalent clothing, cut/abrasion resistant gloves. Hearing protection (when “you need to raise your voice to hear yourself talk”) is required whenever using powered hand tools, when operating heavy equipment with no enclosed cab or near loud noise sources. Inspect work area for hazards, overhead power lines, obstructions, slip, trip, fall hazards, uneven surfaces, and vermin. Manage work area; flag, mark, delineate and cover, identify with appropriate hazard warning signs. Clearly label open pits, wells and other fall hazards (soft barricade 15 feet back, hard barricade 2 feet back). Practice extreme caution in all work areas including vegetation covered areas. Watch footing during equipment access/egress and when moving through the work area, walk with purpose, pick feet up and setup down, keep hands out of pockets, use handrails, stay on designated paths, and don’t take short cuts through the site. Avoid stepping or standing on uneven or unsteady surfaces. In high heat situations stay well hydrated. Personnel will adhere to the heat and cold stress precautions provided in this HASP. All employees have stop work responsibility and authority for safety concerns.

**Activity:** *Manual Material Handling*

**Potential Hazard:** Strain, pinched, struck by, lacerations,

**Procedures to Mitigate Hazard:** Hands and feet clear of pinch points, standard site required PPE and gloves with hazard exposure (i.e. barrier gloves), Observe the OSC lifting program (50 lbs maximum on this project). Use good body mechanics when lifting, lift objects with your legs and not your back, keep the back straight and object lifted the power zone. Do not twist, pick your feet up and turn. Utilize equipment whenever possible - forklift, drum cart or other appropriate equipment. Seek assistance if it is needed.

**Activity:** *General traffic from operations* (heavy equipment, trucks, pedestrian, etc.)

**Potential Hazard:** Struck by, crush, fire, and burn

**Procedures to Mitigate Hazard:** Standard site required PPE. Traffic barricades and directional signs provide ground spotters/flagman equipment traffic, with high visibility, traffic vests or equivalent clothing. Minimum 35 ft. clearance from heavy equipment operations, leveling, compacting, separating and loading out. Develop and implement a traffic control program when site activities occur adjacent to non-OSC vehicular traffic.

**Activity:** *Site maintenance, materials storage and house keeping*

**Potential Hazard:** Slip, trip, fall, fire, burn, chemical hazards, eye, skin, struck by

**Procedures to Mitigate Hazard:** Personnel will properly store all equipment. Remove all scrap material from the work area and place in designated storage/lay down areas for disposal. Delineate work areas and identify with appropriate Hazard Warning Signs. Handling of materials per products SDS and developed proper storage of all flammable and combustible materials; > 20 feet from ignition sources or protected with ½ hour fire barrier (indoors). Likewise, all flammable/combustible liquid will be segregated from the ignition source >20 ft. Store all hazardous materials in approved containers. Keep all solvent wastes, oily rags and liquids in fire resistant containers. One 20 lb. ABC Extinguisher should be provided in storage areas (within 75 ft. away no closer than 20 ft.).

**Activity:** *Operation of hand and or power tools*

**Potential Hazard:** Eye, hand, face, foot injuries, electrocution, noise, fire, burn.

**Procedures to Mitigate Hazard:** Tool use per Mfg.'s guidelines. Inspect tools before use; verify that guards and safety devices are in place before, during and after operation. Only use a power tool that you have been trained. Use GFCI plugged in at source for all corded tools. Red tag and remove all defective tools from service. Maintain and inspect the tools per the manufacturer's recommendations. All personnel will utilize the proper eye protection and hearing protection.

**Activity:** *Operating Heavy Equipment* (Excavators, Compactors, Dozers, Skid Steers, Rough Terrain Fork Trucks, Powered Aerial Platforms and Trucks.

**Potential Hazard:** Struck by, caught between, crushed, rollover, fire, burn

**Procedures to Mitigate Hazard:** Equipment operation only by trained and authorized operators. Before use, any machinery or mechanized equipment will be inspected by a competent person and certified to be in safe operating condition. OSC will designate competent persons to be responsible for the inspection of machinery and equipment, daily and during use, to ensure its safe operating condition. Any machinery found to be unsafe will be dead lined; its use will be prohibited until the unsafe conditions have been corrected. Inspection of the machine/equipment will be conducted at the beginning of each shift, during which the equipment may be used, to determine that the brakes and operating systems are in proper working condition. All inspections will be documented. Only designated personnel, with appropriate training and authorization shall operate machinery and mechanized equipment. Any observed equipment deficiencies, that will affect their safe operation, will be corrected before continuing operations. A controlled work zone shall be established for demolition, sorting and loading operations. Likewise, a trained ground spotter shall be provided to assure personnel stay clear when an operator's rear view is obstructed. Dust control measures (active water misting during intrusive activities with water hose or equivalent misting equipment). Utilize the appropriate warning signs and backup alarms. All site personnel working near heavy machinery will use reflective clothing (i.e. vests) to alert operator of their whereabouts. See appropriate AHA for details (hoisting, heavy equipment operation, etc.).

**Activity:** *Excavating and Working in Excavations:*

**Potential Hazard:** Cave in, collapse, chemical exposure, struck by, entrapment

**Procedures to Mitigate Hazard:** Per OSHA requirements, provide protective systems of trenches when deeper than 5 feet and entry is necessary. Inspect the excavations/trenches regularly for changing conditions. Ensure that the material from the excavations/trenches is being placed away from the edge, to prevent cave-ins and pit (instability (> 2 feet back). Backfill the excavations as require by the approved contract requirements, to minimize the number of open excavations and control zones.

All excavation work shall be supervised by a competent person who will determine what protective measures are required, what those controls will be and how they will be implemented (testing, monitoring, benching, sloping, shoring, means of egress, dewatering, etc.). The competent person will inspect the excavations and controls to ensure reinforced structures are barricaded or marked, with barricade tape or traffic cones, during active excavations. If an excavation must remain open prior to backfill, those excavations must be fenced or barricaded (> 6 ft. from edge). Compliance with OSHA 29 CFR 1926 Subpart P will be maintained.

Atmosphere monitoring will be conducted prior to entry and during work activities in excavations/trenches.

**Activity:** *Working around or near utilities* (Utilities hazards overhead and or underground).

**Potential Hazard:** Stored Energy Hazards (electrical, gas, water, sewer, etc.).

**Procedures to Mitigate Hazard:** Request utility mark out, notify FPO utility authority a minimum of three days prior to performing any intrusive or demolition activities. Prior to work beginning, ensure that all utility lines are not energized. Stay a minimum of 10-feet away from energized lines.

**Activity:** *Servicing equipment.*

**Potential Hazard:** Uncontrolled release of hazardous energy (electrical, mechanical, kinetic, pressure, heat, chemical, any type of stored or potential energy).

**Procedures to Mitigate Hazard:** The lock-out/tag-out procedure provided in this HASP will be followed when working on machines and equipment in which the unexpected energizing / start-up of the machines or equipment, or release of stored energy could cause injury to employees.

**Activity:** *Working from elevated heights (> 6 feet) with an open edge to the next lowest.*

**Potential Hazard:** Fall

**Procedures to Mitigate Hazard:** All work form elevated heights shall be performed as supervised by a competent person. In all cases proper fall protection shall be utilize; personal fall restraint systems. Maintain 100% tie-off.

## BIOLOGICAL HAZARDS

### *Bites and Stings*

Animal bites, such as from coyotes, or stings which are usually irritants that cause localized swelling, itching and minor pain and can be handled with first aid treatment. The bites of certain snakes, lizards and spider can contain sufficient poison to warrant medical attention. Diseases, that may require medical attention, can be transmitted from some animal bites. Examples are rabies (mainly from dogs, skunks, raccoons and foxes), Lyme disease (transmitted from ticks) and encephalitis (transmitted from mosquitoes).

Personnel with known allergic reactions to bee stings should carry the appropriate medication and must notify the Director HS&E and HSO of his/her condition prior to reporting for work at the site.

### *Ticks, Chiggers and Lyme disease*

Ticks and chiggers may be present in vegetated areas during the spring, summer and fall seasons. Preventative measures include protective clothing that covers the entire body, tucking pant legs into boots or socks and tucking a long-sleeved shirt into pants; head/hair protection; and the use of insect repellent containing DEET on all exposed areas and coveralls. Project personnel should check their bodies thoroughly for ticks and should bathe soon after returning home. Remove any ticks carefully, using a gentle firm, tugging motion with fine tweezers. If site employees feel they have been bitten they should notify the HSO immediately.

### *Snakes*

If project personnel encounter a potentially dangerous snake – stop work, remove yourself and other workers from the immediate area and notify the Superintendent. The supervisor will contact an appropriate site representative to request that the hazard be removed. Do not re-enter the work area until you have been cleared by the HSO to do so.

### *Toxic Plants*

Poison Ivy, poison sumac and poison oak may be present during the spring, summer and fall seasons. Avoid contact with these plants. If a project worker has come in contact, the affected area should be washed thoroughly with soap and cool water. Notify the HSO immediately.

### *Bloodborne Pathogens*

29 CFR 1910.1030 requires that all first aid responders who may come in contact with potentially infectious materials be trained and protected from exposure. Furthermore, there is a risk for any site employee to be exposed from discarded needles and/or contaminated sharps.

All employees on this project will;

- Avoid contact with any blood or potentially contaminated object;
- Use caution when picking up or moving objects (stones, brush, debris, etc.);
- Wear leather gloves and not touch suspect objects; and .

In addition to the above requirements, the following will apply;

- All personnel will be required to receive bloodborne pathogen awareness training.
- No eating, drinking, smoking, or applying lip balm will be permitted in the designated work, decontamination and first aid areas.
- All first aid kits will be equipped with the proper PPE (i.e. gloves, CPR shields and respirators).
- If a garment (gloves included) is contaminated by blood, or other potentially infectious materials, the garment(s) will be removed as soon as possible.
- After an exposure incident, a confidential medical evaluation and follow-up will be conducted and immediately available to the employee. The HSO will coordinate all medical arrangements.

### *Radiological Hazards*

No radiological hazards are expected during this project.

## SITE SECURITY

All onsite personnel and visitors will be required to sign-in and sign-out, at the guard shack and project support trailer, before entering designated work sites. OSC will maintain, onsite, all records of site access. Visitors will be required to be knowledgeable of and conform to this HASP, prior to accessing work zones. Vehicular traffic will be permitted in the designated parking area as permitted by the owner. Access to the controlled work and traffic zones is restricted to authorized vehicles only.

### SITE LAYOUT

See project work plan prepared separately.

### BUDDY SYSTEM

Working alone is prohibited. All field personnel will be assigned a co-worker who will watch for hazards or problems his/her co-worker might encounter. Communication between employees must be maintained always. Workers will pre-determine hand signals, or other means of emergency signals, for communication when respiratory protection or distance makes communication difficult. Visual contact must remain between the two co-workers; they must remain near each other in order to assist in case of an emergency.

### SITE COMMUNICATIONS PLAN

Each work crew, operator and manager will be equipped with a two-way radio. In the event of an emergency, and two-way radio communication is not available, oral and visual safety signals have been established to protect project personnel. These signals will be presented to personnel for all phases of operation before conducting any task. These safety signals will ensure quick communication during adverse or emergency situations. Examples of established signals, and their meanings, are provided below.

Visual Signal	Indication
Hand gripping throat	Out of air; can't breathe
Wave hands over head from side to side	Attention: stand by for next signal
Swing hands from the direction of person receiving the signal to directly overhead and through a circle	Come here
Pointed finger with extended arm	Look in that direction
Grip partner's wrist with one or both hands	Leave the area immediately
Hand on top of head	Need assistance
Thumbs up	Ok, I'm alright, I understand
Thumbs down	No, negative
Audio Signal	Indication
Short blast of air or vehicle horn	Caution look here
Three long blasts of air or vehicle horn	Leave the area



## PERSONAL PROTECTIVE EQUIPMENT (PPE)

PPE will be selected, used, maintained and stored in accordance with OSHA 29 CFR 1926 Subpart E, and applicable manufacturer recommendations. Engineering, administrative and/or work practice controls to minimize hazards will be implemented where feasible, followed by PPE.

### MINIMUM LEVELS OF PROTECTION

Level D personal protective equipment that is to be worn always by project personnel at the site includes;

- ANSI approved safety glasses with side shields;
- Leather safety boots (ANSI or ASTM)
- Rubber boots w/wet hazards or disposable booties
- Hardhat (ANSI Rated)
- High visibility vest or equivalent high visibility clothing
- Appropriate clothing (long sleeve shirts and pants) and Tyvek coveralls as required
- Gloves (leather always), nitrile as required
- Hearing protection (around powered equipment or using powered hand tools)
- Tick protection when working near water or when grubbing

Modified D PPE will be used when the possibility of dermal hazardous chemical contact, but not inhalation exposure exists and includes;

- The above minimum PPE
- Mono-goggles with face shield in chemical splash situations
- Impermeable chemical barrier gloves (i.e., nitrile) if handling contaminated material
- Coated disposable coveralls (Tyvek or equivalent) if exposure to hazardous chemicals exists
- Face shield and safety glasses with work where the potential for flying debris hazards is present (i.e., chipping, grinding, steel on steel impact activities)

Level C PPE, will be used if there is the possibility of inhalation of hazardous concentrations (or unknown concentrations) of vapors or fumes at or above OSHA PELs. Level C PPE includes;

- Modified level D PPE
- Air purifying respirator (half-face)
- Appropriate filtering media (particulate, mercury, organic, or combination cartridge)

**NOTE:** OSC employees are given the option of using an air purifying respirator for voluntary use.

Level B is not anticipated for this project but may be made available if necessary.

Levels D and Modified Level D are the anticipated PPE during this project. These minimum levels of protection are considered preliminary and may change based upon initial exposure assessment and routine assessments as work progresses. No change to the specified level of protection will be made without the approval of the HSO and in agreement with the Director HS&E

#### SELECTION OF PROTECTION LEVELS

PPE will be used when project and support activities involve known, or suspected, contamination; when vapors, gases or particulates may be generated by site activities; or when direct contact with skin may occur. Respirators protect the lungs against airborne toxicants. Chemical resistant clothing protects skin from contact with harmful and absorbable chemicals.

**Level D:** Protection will be used when no airborne contaminant exposure is likely and job functions do not require the use of respiratory equipment or chemical resistive clothing. The equipment for this level of protection is described above and is expected to be the minimum for the project.

**Level D Modified:** Protection will be modified when additional contact hazards have been identified such as splash hazards and contaminated or nuisance dust. See the description above.

**Level C:** Protection that will be provided when airborne contaminants have been identified and which require the use of air purifying respiratory equipment to keep exposures below health-based limits. Examples of respiratory protection for this project are half or full-face air purifying respirators with appropriate cartridges (i.e. P-100 cartridges for lead particulate, Black Organic Vapor – VOC, Brown/Gold Acid Gas, etc.). Likewise, excavation work may require an approved P100/vapor combination cartridge.

**Level B:** Protection that will be provided when the highest level of respiratory protection is needed with partial body or skin protection. Equipment for this level of protection will include a minimum of the following:

- SCBA, PAPR or airline respirator depending on contaminate and situation
- Chemical resistant protective clothing for hazards identified.
- Hardhat or helmet for hazards identified.
- Chemical resistant gloves with liners for hazards identified.
- Chemical resistant safety shoes or boot covers for hazards identified.

Level B is not expected for this project.

## HEARING PROTECTION

Project personnel will be provided hearing protection and required to use it whenever conducting tasks where exposures may exceed 90 dB as indicated in the following table;

Equipment	Sound Level at Operator		TWA, dBA
	Average, dB	Range	
Earth Moving:			
Front End Loader	88	85-91	89.6*
Back Hoe	86.5	79-89	
Bull Dozer	96	89-103	
Roller	90	79-93	
Scraper	96	84-102	
Excavator	86	83-92	
Truck	96	89-103	
Paver	101	100-102	
Power Units:			
Generators	<85		
Compressors	<85		
Impact:			
Pile Driver (diesel/pneum.)	98	82-105	
Pile Driver (gravity)	82.5	62-91	
Pneumatic Breaker	106	94-111	
Hydraulic Breaker	95.5	90-100	
Pneumatic Chipper	109		
Other Equipment			
Compactor/Vibrator	94.5	85-98	86.1
Compressed Air Blower	104		
Power Saw	88.5	78-95	
Electric Drill	102		

Noise Standards	Noise Level
OSHA (at worker's ear)	90 dB (A) TWA
Day Time Community (at property line)	65 dB (A)

\*Open windows

OSC has monitored sound levels for various tasks and operations conducted during the project to both verify that the levels cited above are accurate and to serve as exposure indicators. Sound levels have been measured for each task or operation reasonably expected of having noise levels that could result in exposures above 90 dB as an 8-hr. TWA. Regardless of the results however, OSC employees will be required to use hearing protection under pre-defined conditions.

Hearing protection will be required whenever an employee is either using a powered tool or working near loud noises (excavators, sheet driving, or working in heavy equipment with windows open). Hearing protection may be obtained from the HSO. Each employee is responsible for wearing hearing protection when required. Replacements may be obtained from the HSO, if necessary. Employees are encouraged to use hearing protection voluntarily if communications are not compromised.

## RESPIRATORY PROTECTION

Project personnel may be required, to use respiratory protection to reduce their exposure to airborne hazardous substances. The standard requirements that determine the selection and use of respirators depend on the hazards present. Respirators will also be made available, at the project work area, for emergencies.

Only respirators that are approved by the Mine Safety and Health Administration (MSHA) and the National Institute for Occupation Safety and Health (NIOSH) are allowed. Use must follow the regulatory requirements set forth by OSHA 29 CFR 1910.134 and OSHA 29 CFR 1926.103.

OSC employees may voluntarily use a filtering facepiece in conditions when respiratory protection is not mandatory. Employees that are medically cleared to use an APR may wear any type respirator voluntarily.

### *Medical Clearance & Fit Testing*

All personnel, which are assigned to tasks where a respirator is needed, must have prior medical clearance. Medical evaluations and fit testing are provided by OSC. Fit test records and all project personnel medical documentation will be filed and maintained onsite, by the HSO.

Medical limitations and restrictions will be strictly enforced. No employee will be permitted to use a respirator if he/she has any facial abnormality or facial hair that may affect the fit or seal of their respirator

### *Training*

All personnel who are required to wear a respirator will receive training (in addition to required annual training) from the HSO on the use, maintenance, proper care and inspection of their respirators. Attendance at all training will be documented. Attendance records will be maintained onsite by the HSO and will be available for inspection upon request.

### *Inspection*

All respirators to be used at the jobsite will be inspected for damage by the employee, prior to use. After they are trained, every employee will be responsible for inspection of their own respirator. The following elements will be inspected;

- Tightness of the connections
- Face piece
- Headbands
- Inhalation valve
- Cartridge or filter fittings
- Signs of deterioration

Any malformation, distortion, missing parts, cracks, etc. in the respirator will cause the equipment to be deemed useless until a qualified technician can properly repair the respirator. If necessary, a new respirator will be issued.

### *Respirator Type*

The type of respirator, and who is required to wear them, will be identified on a task specific level by the HSO, in consultation with the Director HS&E, based on the type of work that will be performed and the potential for exposure to airborne contaminants.

### *Standard Procedure for Use*

All personnel will adhere to the following standard operating procedure for respirator use;

- Carefully inspect the respirator prior to entering potentially contaminated work areas
- Conduct positive and negative pressure leak tests each time the respirator is to be used
- Do not remove the respirator in contaminated work areas
- Wear a respirator with straps inside disposable garment hood (if equipped)

### *Cleaning and disinfecting*

Any reusable respirator must be cleaned after each use. The steps required to clean a respirator after use are;

- Remove the cartridge and headbands
- Disassemble all respirator parts
- Wash all parts, except for the cartridge and headband, in a cleaner-disinfectant solution or use soap and hot water
- Rinse all parts completely in clean, warm water
- Air dry in a clean, sanitary area
- Re-assemble the respirator
- Store the cleaned respirator in a sealed bag.

### *Storage*

Respirators will be stored in a sealed bag to protect against dust, sunlight, extreme temperature, moisture and abrasives. Inhalation holes will be covered with duct tape immediately after leaving a contaminated area. The tape will be left on until the respirator is donned for the next entry into a contaminated area. This tape will prevent any contaminants from being dislodged from the cartridge. Respirators should be stored so that the face piece and exhalation valve will rest in a normal position and function will not be impaired by the elastic setting in an abnormal position. The respirator should not be hung to store or air dried by its straps.

## STANDARD OPERATING PROCEDURES (SOPs)

### *General*

- Ensure that all safety equipment and protective clothing is kept clean and well maintained.
- Ensure that all prescription eyeglasses are safety glasses and are compatible with respirators.
- Ensure that all disposable or reusable gloves are approved by the HSO
- Respirator filters will be changed daily.
- At the end of each day, decontaminate or dispose of all PPE used onsite. The HSO is responsible for ensuring decontamination before PPE reuse.
- Project personnel will have vision or corrected vision to at least 20/40 in one eye.
- Onsite personnel that are found to be disregarding any provision of this HASP will be barred, at the request of the HSO, from this project.
- Do not reuse disposable outerwear such as coveralls, gloves and boots. Used disposable outerwear will be removed upon leaving the exclusion zone and placed inside disposable containers that are provided for this sole purpose. The containers will be stored at the project site, at the designated staging area, and OSC will arrange for the proper disposal of these materials at the completion of the project.
- When working, immediately replace protective coveralls that have become torn or badly soiled.
- Eating, drinking, smoking, chewing gum and tobacco use shall be in designated areas.
- All personnel must thoroughly wash their hands, face and forearms prior to using the facilities, eating, drinking and smoking.
- NO alcohol, drugs (without prescriptions) or firearms will be allowed onsite at any time.

All personnel who are on medication with a safety-sensitive affect will report it to the HSO, prior to work start-up, The HSO will require a letter from the individual's personal physician stating what limitations, if any; the medication may impose on the individual.



## EXCAVATION SAFETY

OSC maintains strict procedure for soil excavations. The safety of all employees during these operations depends on the soil structure and stability, contamination, weather conditions, buried utilities and structures and superimposed loads.

When excavating within a wet, sandy area, or if the area has been backfilled at any time, it is likely to be very unstable. All personnel working in these conditions must be cautious and provide extra sloping, if possible. A change in weather conditions, such as heavy rain or snow, can loosen the soil and increase the risk of a collapse. If the area of excavation is prone to collapse precautions, such as covering the area, should be taken. Heavy equipment or materials should be kept as far away as possible from the excavation area because they can also increase the risk of collapse. All excavated soil should be removed from the rim of the area and contained if possible.

An excavation competent person must be on site anytime entry into an excavation is necessary. Any person entering an excavation must be trained in the hazards and safe work practices of excavations.

To eliminate the impact on buried pipelines or cables, before any excavation begins OSC personnel will notify all utility companies to locate their lines. If such a hazard exists, the lines will be carefully marked (potting, hand digging, etc.) prior to the start of the excavation activities.

When deeper than five feet, to prevent collapsing soil the excavation must be sloped, shored or somehow contained before any personnel may enter. A ladder will be provided for employees who are working in depths for more than four feet and spacing between will not exceed 25 feet. The ladder will not be removed until all employees have exited the excavation site.

All excavation sites will be inspected daily by an OSC designated competent person. All activity will cease if the competent person, site superintendent, and/or the HSO find the site hazardous. The competent person will make an inspection any time there is a change in conditions (i.e., weather, water, heavy equipment operation, etc.).

## EXTERIOR PRECAUTIONS

OSC requires that all exterior structures (sidewalks, bridges, etc.) be protected and clear of excavated materials. Sidewalks will be shored to carry a load of at least 125 pounds/sf. Planks, which are being used for temporary walkways, will be laid parallel to the length of the walkway and will be fastened together. If possible, guard rails or fences will be erected to protect employees and vehicle traffic from the edge of excavation sites.

## LOCKOUT/TAGOUT POLICY

For repairs or maintenance, equipment will be locked out. This procedure ensures the health and safety of all personnel by deactivating any movable, electrical or pressurized equipment. This policy applies to all machinery or equipment that can be moved either using electrical power, hydraulic power, compressed air, steam or energy stored in springs/suspension devices. Damaged tags will be placed on all movable equipment and machinery.

Only project personnel and supervisors are authorized to lockout machinery/equipment. Every employee is responsible for his/her own equipment and nobody else is permitted to remove a lock or tag except the authorized employee. Any violation of this policy is cause for strict disciplinary action.

### *Lockout Procedures*

Lockout devices are used to prevent the accidental re-energizing of equipment.

De-energizing Circuits and Equipment: Disconnect the circuits and equipment, to be worked on, from all electrical sources and release stored energy that could accidentally re-energize equipment.

Application of Locks and Tags: Only authorized personnel are allowed to place a lock and tag on each disconnecting – means used to de-energize the circuits or equipment before the work begins. A lock prevents unauthorized personnel from re-energizing the equipment or circuits. A tag prohibits unauthorized operation of the disconnecting device.

Verification of De-energized Condition of Circuits/Equipment: Prior to work on equipment, OSC requires that a “qualified” employee verify that the equipment is de-energized and cannot be restarted. This is typically done by a visible break in the conductors (i.e. air gap) of one foot or more.

Re-energizing Circuits and Equipment: Before circuits or equipment are re-energized, the following steps must be taken in the following order:

- A “qualified” employee conducts tests and verified that all tools and devices have been removed.
- All exposed employees are warned to stay clear of the circuits and equipment.
- Authorized personnel will remove their own locks and tags.
- The HSO will conduct a visual inspection of the area to be sure all employees are clear of the circuits and equipment.

## ELECTRICAL

Only qualified and authorized personnel may work on or around electrical equipment. OSC personnel are not permitted to work on energized lines or equipment. Live or hot work must be contracted to a qualified third party unless specific authorization is given by the OSC President or Director HS&E. The following shall be observed;

- The working space around all electrical equipment will be large enough to permit access to all parts of the equipment. The working space will never be used for the storage of other materials so that immediate access can be gained.
- Only NEC certified electrical tools may be used.
- A ground fault circuit interrupter (GFCI) shall be utilized with all portable electric tools; plugged in at the source and tested prior to use. All electrical equipment shall be properly grounded or guarded (double insulated tools, GFCI).
- Single phase electrical tools must be plugged into properly grounded receptacles.
- The use of extension cords is discouraged. If their use is necessary, extension cords must never be used in traffic areas where they may be a hazard, or where they may become unplugged. Extension cords will always be grounded.
- Any energized electrical equipment, operating at 50 volts or higher, must be protected by a cabinet or other approved enclosure with warning signs that are immediately visible.

## FALL PROTECTION

All work from elevated heights > 6 ft. with an open edge to the next lowest level shall be performed as supervised by a competent person. In all cases proper fall protection systems shall be utilized as determined by the competent person for fall protection; restraint systems (PFRS, guard rails, and warning lines (restricted for unprotected edge work where traditional systems are not practical).

***Whenever possible, fall restraint shall be used over fall arrest.*** OSC observes a policy of 100% tie-off at all times.

## INCIDENT PREVENTION PROCEDURES

### SAFETY TASK ANALYSIS CARD

The Safety Task Analysis Card (STAC) process is a required component of all OSC projects. The STAC is a pre-printed, bi-fold card that must be completed by each employee at least once per week. The card is used by the employee as a reference tool throughout their work shift. STAC card observations are used to address new work tasks and/or potential hazards.

STAC's are used in addition to safe work permits and/or approved work procedures. The STAC is designed to be an ongoing learning tool. By breaking jobs into small parts, workers can identify hazards and eliminate or control them. It is intended as a tool to help employees make observations and correct fellow employee at risk behaviors.

The STAC must be completed by each employee at least once per week. This is the minimum requirement. Project personnel found participating in or observing risky actions without submitting a properly completed STAC will be re-trained on the need to do so.

Project supervisors and/or the HSO will review submitted STACs with employees during tailgate safety meetings and identify corrective actions.

## FIRE PREVENTION AND PROTECTION

Emergency response and contingency procedures provided this HASP will be in effect throughout all phases of work. Included are firefighting equipment, alarm systems, the location of the closest fire departments and procedures for handling fire emergencies. Firefighting equipment will be inspected on a regular basis, maintained in proper working condition and will be in an accessible place, at the site, at all times.

All heavy equipment will be equipped with a fire extinguisher.

Fire extinguishers will be immediately available when working with or near combustible or flammable items.

A fire extinguisher, rated 2A or greater, will be provided for every 3,000 sf of protected building area, or major fraction thereof, on every floor and they will be placed no more than 100 feet from any point within the building. Fire extinguishers will be placed adjacent to stairways in multi-story buildings. This condition is not expected on the project.

## SITE HOUSEKEEPING

The following housekeeping guidelines apply at this site:

- All excess material and debris will be kept clear from all working areas.
- Combustible materials will be removed at regular intervals and all wastes will be properly disposed of at frequent intervals.
- Containers will be provided for the collection and separation of all discarded materials and refuse. Covers and identification will be provided for all containers used for flammable or harmful substances.

## MECHANICAL EQUIPMENT

The following guidelines apply when dealing with the inspection and operation of all mechanical equipment;

- All vehicles and equipment, used on the site, must be checked at the beginning of each shift to assure that all parts that affect safe operation are in proper working condition and are free from defects. An inspection form must be completed and filed with the HSO.
- Personnel will not be permitted to operate equipment when there is an obstructed view to the rear or sides, unless there is a spotter.
- Employees will not work or walk under or between any equipment that had parts which are suspended or held aloft unless/until the parts are substantially blocked to prevent falling and shifting.
- Hydraulic leaks must be addressed immediately by stopping the equipment, preventing further leaking and cleaning any hydraulic fluid spills/leaks. Notify the HSO immediately for proper corrective actions to be determined.

## HIGH PRESSURE WASHERS

OSC requires that only trained and authorized personnel operate high pressure washers. This policy is intended to protect both OSC employees as well as any property where the equipment will be used. The following guidelines apply:

- The lance must always be pointed at the specific work area.
- Personnel will remain at least 25 feet away from the washer; and the item being washed.
- Care should be taken to ensure the proper footing of the operator.
- The operator will wear the following personal protective equipment: Hard hat with face shield, goggles, safety boots with metal foot and shin guards, hearing protection, PVC rain or chemical resistant suit and heavy gloves; as well as any additional equipment to protect against chemicals, as needed.
- OSC requires that all operators be trained in the emergency shutdown procedures and general equipment maintenance of high-pressure washers.
- Under no circumstances will an operator be allowed to make modifications to a power washer while on a job.

## VEHICLE AND EQUIPMENT SAFETY

Only trained and qualified personnel may operate equipment and vehicles. This policy is intended to protect all employees and client properties. The guidelines for this policy are as follows;

- Each unit is to be inspected prior to its use on site and then inspected periodically depending on the equipment involved and the manufacturer's specifications.
- No repair work, or refueling, will be done while the vehicles or equipment are in operation. The engine is to be turned off and all buckets, blades, gates or booms must be lowered to the ground, or a substantial support.
- Equipment backup alarms must be operational and audible over the surrounding noise levels. If this is not the case, an assistant must be assigned to the operator and he/she will be required to clear the way.
- Only authorized personnel are permitted to ride in company vehicles and equipment.
- Under no circumstances will an employee be permitted to get on or off a moving vehicle.
- Operators must wear the following PPE: Boots/sturdy work shoes, ear protection devices when the noise level is excessive (see hearing protection section), heavy work gloves. Hardhats and safety eyewear with side shields are required whenever outside of an enclosed cab. Safety glasses and hearing protection are required when cab windows are open.
- The operator must always wear seatbelts .
- To ensure the proper visibility all windshields, side windows, mirrors and lights will be cleaned as often as necessary.

### *Trucks*

The following guidelines apply to truck operators;

- A current driver's license must be carried always
- Drivers will check loaded material to ensure against loss or shifting during transit
- All DOT regulations will be followed
- When towing trailers, safety chains (grade 70) must be in used
- Non-OSC drivers must receive site-specific instructions upon arrival such as remaining in the truck, where to tarp loads, required PPE if allowed to exit truck, proper entry procedures, etc.

### *Heavy Equipment*

OSC has the following requirements for operating front end loaders, excavators, dozers and tractors;

- Prior to their use onsite, the equipment's brakes, cables and hoses must be checked and in good working order.

- When the equipment is moving, all blades, buckets and bowls will be carried close to the ground but high enough to avoid any obstacles on the ground. If not in motion, they must be lowered to the ground or to a substantial support.
- No employees are permitted to ride on a boom, bucket, bowl or any other heavy equipment extension.
- All safety equipment must be properly installed, and in good working condition, before a piece of equipment will be used on this project.

## SANITATION

Except for mobile crews having transportation readily available, all work sites will have toilets provided that adhere to the following requirements: One toilet for 20 or less employees; one toilet seat and one urinal per 40 employees; if there are 200+ employees, one toilet seat and one urinal per 50 workers.

Adequate washing/showering facilities will be provided on site where there are harmful substances, and they will be in close proximity to the site. An acceptable supply of potable water will be provided onsite, and it will be clearly marked as such. Portable water containers will have tightly sealed tops and a tap.

## DAILY INSPECTIONS

The HSO will monitor jobsite hazard mitigation through inspections at the start and throughout each workday. Results of these daily inspections will be recorded on a daily safety log.

Any safety violations will be recorded and corrected by the Project Manager. All observed safety violations will be immediately corrected, explained to the person responsible, and reviewed at the next safety meeting. If an employee has excessive violations of the site safety rules, it will be grounds for disciplinary action which could lead to; termination of OSC personnel or expulsion if an onsite subcontractor personnel.

## INCIDENT REPORTING

OSC will prepare and maintain (on site) incident reports that include corrective actions. These reports will be provided to within 48 hours of the incident and as needed. Each incident report will be reviewed by the OSC Director HS&E. Verbal notification shall be within 2 hours.

Any occupational incident, which results in the death of one or more employees will be reported to OSHA within 8 hours. The inpatient hospitalization an employee and all amputations or loss of an eye will be reported within 24 hours. All such incidences will be reported by OSC to the nearest OSHA Area Director during normal business hours or at the National Hotline (800-321-OSHA (6742).



In addition to OSC's internal reporting requirements, RIVERVIEW/Honeywell requires all incidents (adverse events) to be investigated and based on the severity, requires notification of the incident within specified timelines. Adverse events are divided into three tiers: Tier 1 events are the most significant and serious events, followed by Tier 2, which are significant events but not as serious as Tier 1 events, and Tier 3 events are essentially all other events that do not meet the criteria for Tier 1 or Tier 2 events. Tier 1 events are to be reported within 2 hours, Tier 2 events are to be reported within 24 hours, and Tier 3 events are to be reported when possible.

Adverse events include the following:

**Tier 1:**

- A release to air, water or soil that has an actual or potential off-site adverse environmental impact.
- One or more on-site fatalities;
- Three or more employees, contractors or visitors admitted to a hospital;
- Any off-site fatalities, injuries, or harmful exposures resulting from RIVERVIEW/Honeywell products or operations;
- Any security incident that may be immediately dangerous to life or property, including fires, explosions, bomb threats, chemical release, radiation release, release of a biological or chemical agent (aerosolized or gaseous form);
- Suspicious materials, package or letter that poses immediate risk to employees and has been;
- Government representatives alleging or suggesting criminal non-compliance of any kind;
- Receipt or notice of any regulatory agency directive or other type of injunctive device designed to curtail or restrict operations; and,
- Community injuries or diagnoses of illnesses allegedly associated with a company-related incident, event or release to air, water or soil.

**Tier 2:**

- Employee or contractor lost workday injuries/illnesses.
- Employee, contractor or visitor recordable injuries/illnesses (Criteria: "RIVERVIEW/Honeywell Global Recordkeeping Requirements").
- An environmental excursion that does not also trigger Tier 1 reporting.
- A release to air, water or soil that only narrowly avoided an adverse environmental impact or had the potential to be an excursion.
- Discovery of potential or actual evidence of contaminated groundwater from current or former operations that does not otherwise meet the definition of a Tier 1 Event.
- Suspicious activities in or around RIVERVIEW/Honeywell facilities or processes that may present a potential security risk.
- Allegations of previously unknown health/safety/environmental effects caused by products, processes, emissions or discharges (Reference: Risk Management and Reporting (Pstew-3)).
- Written notification from a governmental agency alleging non-compliance of any kind.

- Proposal or imposition of an HSER fine, penalty or corrective action.
- Receipt of a non-routine request for information from a governmental agency.
- A non-routine regulatory agency inspection.
- Audits (Peer review, Self-assessments, SBU, Third party findings and recommendations)
- Significant community activism or adverse media coverage not associated with an episodic event.
- A product recall imposed by a regulatory agency.
- Transportation-related event that results in Tier 2 impacts.
- Notice of an allegation from a third party or regulatory agency of environmental impacts from operations on current or formerly operated RIVERVIEW/Honeywell facilities.
- Demands, including voluntary agreements, to conduct a site investigation or remedial measures to respond to environmental impacts from operations on current or formerly operated RIVERVIEW/Honeywell facilities.

**Tier 3:**

The following Tier 3 events shall be entered into the event tracking system within seven (7) calendar days:

- On-site or off-site employee, contractor employee or visitor injuries/illnesses where first-aid treatment or evaluation is provided by a Medical or Para-Medical Professional.
- A regulatory agency inspection (which is not a Tier 1 or Tier 2 Event and may still be underway) with no notice of fine, penalty or corrective action.

Adverse events must be reported to the PM, the INVENTUM engineering manager, the RM, as soon as possible following the event. All Tier 1 and Tier 2 adverse events must be investigated, and a written investigation report must be prepared and submitted to the RIVERVIEW/Honeywell Event Reporting System.

## MEDICAL SURVEILLANCE

### MEDICAL EXAMINATIONS

OSC field personnel are provided with a thorough, initial medical examination to assess fitness for the project and to provide baseline health data for subsequent reference. Examinations are conducted by a qualified health care provider and repeated annually (unless abnormal test results, annual “questionnaire” answers or other problems dictate more frequent observation). A copy of the physician’s statement certifying each employee’s ability to work at task specific operations will be maintained in the project file by the HSO.

During the medical examination employees will be evaluated for their ability to wear respiratory protection. This evaluation will include, at a minimum, an examination of the cardiopulmonary system; including forced vital capacity (FVC) and forced expiratory volume C 1 second (FEV 1.0). When indicated by the physician, other tests of the respiratory and cardiovascular systems will be performed on the basis of an individual’s past history, findings of the above below evaluation, and/or the type of equipment the individual may be required to use.

Following is an example of a baseline yearly medical examination:

Medical Monitoring Protocol				
Exam Components	Baseline	Annual	Interim	Exit
Vital Signs	Yes	Yes	Yes	Yes
Vision Screening (Includes Peripheral and Color)	Yes	Yes	Yes	Yes
Urine Drug Screen	Yes	Yes	As needed	As needed
DOT hearing	Yes	Yes	No	Yes
Spirometry	Yes	Yes	Yes	Yes
Chest X-Ray (asbestos work only)	Yes	3	No	3
Review of History	Yes	Yes	Yes	Yes
Physical Exam	Yes	Yes	Yes	Yes
<b>Notes:</b> Only do an X-ray if not done within the last 12 months Only do an X-ray if not done within the last 3 years For medical indications only				

**NOTE:** Any employee who develops a lost time injury or illness, during the period of this contract will be evaluated by the OSC medical consultant. The project supervisor will be provided with a written statement that indicated the employee’s fitness and ability to return to work, signed by the medical consultant prior to allowing the employee to re-enter the work zone.

## AIR MONITORING:

Lower Explosive Limit (LEL) monitoring will be conducted around any tank, vessel, or barrel containing coal tar prior to beginning work each day and when coal tar is being handled. Concentrations greater than 10% of the LEL will result in work stopping immediately for further evaluation. When LEL concentrations are zero, the HSO shall determine the need for additional monitoring.

Volatile Organic Compound monitoring (breathing zone) shall be performed when odors are detected. Monitoring will be conducted using a MultiRAE Lite with a 11.7 lamp. Work resulting in readings of 0.6 ppm or greater TWA after 15 minutes of measurement shall stop and the OSC Director, HSE contacted for further evaluation.

Any time a confined space or enclosed building area is entered initially the air shall be characterized using real-time monitors for oxygen content, LEL, and other potential hazards such as carbon monoxide or hydrogen sulfide exposure.

The need for additional air monitoring or exposure measurements will be determined as specific work tasks are developed. Air monitoring and sampling shall be specified in the relevant AHA as approved by the Director HS&E.

## CONFINED SPACE ENTRY PROCEDURES

The following guidelines outline the minimum acceptable criteria that will be utilized by OSC and subcontractor personnel for all confined space entry operations.

All project specific confined space entries will be thoroughly reviewed by the designated HSO. Confined Space Permits shall be issued and approved in conjunction with the INVENTUM Project Manager. Personnel entering and working in confined spaces will be required to adhere to the OSHA Permit-Required Confined Space Standard 29 CFR 1926.1200 and the OSHA General Duty Clause. Affected project personnel are instructed in these OSHA regulations as part of the OSC employee training program.

The HSO will be responsible for reviewing the applicable entry protocol with the field team, prior to confined space entry.

## DEFINITIONS

**CONFINED SPACE:** There are two types of confined spaces: permit required and non-permit required. OSHA's "PRCS Evaluation Procedures and Decision Flow Chart" will be used to evaluate the potential for permit require confined space.

PERMIT REQUIRED CONFINED SPACE (PRCS): The space contains, or has the potential to contain;

- A hazardous atmosphere. A hazardous atmosphere is defined as any space where the oxygen is below 19.5% or above 23.5%, combustible vapors are above 10% LEL, or high toxic concentrations are present which may cause death, incapacitation or an impaired ability to self-rescue.
- The space contains a material that may engulf an entrant.
- The space has an internal configuration that may trap or asphyxiate entrants.
- The space contains any other serious health, safety or environmental hazard.

NON-PERMIT REQUIRED CONFINED SPACES: OSHA defined a non-permit required confined space as a PRCS in which all serious hazards have been eliminated. Non-permit required confined spaces will be re-evaluated by the HSO using the "PRCS Evaluation Procedure and Decision Flow Chart" (see attached) whenever they or their characteristics change in a way that could lead to reclassification as a PRCS.

## PERSONNEL RESPONSIBILITIES

### *Entry Supervisors*

OSC will designate an entry supervisor to oversee the confined space entry and ensure that personnel engaged in PRCS entry operations will comply with this procedure. Entry supervisors will:

- Verify that all tests, specified by the permit, have been conducted and that all procedure and equipment specified by the permit are in place before endorsing the permit and allowing the entry to begin.
- Terminate the entry and cancel the permit when the entry operations covered by the entry permit have been completed, or whenever a condition that is not allowed under the entry permit arises in or near the PRCS.
- Verify that rescue services are available and that the means for summoning them are operable.
- Remove all unauthorized individuals who enter, or attempt to enter, the PRCS during entry operations.
- Determine that the entry operations are consistent with the terms of the entry permit and that acceptable entry conditions are maintained.

### *Attendants*

The entry supervisor will designate a qualified attendant for each PRCS operation. To be qualified, an attendant must know the hazards that authorized entrants may encounter during an entry (including information on the mode, signs and symptoms, and consequences of exposure) and must be aware of the behavioral symptoms of hazard exposure. Attendants will;

- Remain outside the PRCS during entry operations until relieved by another attendant.

- Warn all unauthorized entrants that they must stay clear of the PRCS, or that they must immediately exit if they have entered the PRCS.
- Inform the entry supervisor, if unauthorized personnel have entered the PRCS.
- Continuously maintain an accurate count of entrants in the PRCS and ensure that the means used to identify authorized entrants accurately identifies the entrants.
- Communicate with authorized entrants, as necessary, to monitor entrant status and to alert entrants of the need to evacuate the PRCS.
- Monitor the activities both inside and outside the PRCS.
- Immediately order evacuation of the PRCS if a prohibited condition is detected, the behavioral effects of hazard exposure in an authorized entrant are observed, or a situation outside the PRCS is found that could endanger the authorized entrants; or if the attendant cannot effectively and safely perform his/her duties and responsibilities.
- Perform non-entry rescues, as specified by the Confined Space Entry Permit; summon rescue and other emergency services as soon as it is determined that authorized entrants may need assistance to escape from PRCS hazards.

Attendants will NOT, under any circumstances;

- Monitor more than one occupied PRCS at any given time;
- Perform any duty that might interfere with their primary duty to monitor and protect the authorized entrant; or
- Enter the PRCS for rescue purposes.

### *Entrants*

Authorized PRCS entrants will be identified on each Confined Space Entry Permit. Authorized entrants will;

- Know the hazards, including information on the mode, signs or symptoms, and consequences of exposure.
- Properly use the PPE provided for the PRCS entry.
- Communicate with the attendant, as necessary, so the attendant can monitor entrant status and alert entrants of any need to evacuate the PRCS.
- Evacuate the PRCS and alert the attendant whenever they recognize any warning signs or symptoms of exposure to a dangerous situation; or they detect a prohibited condition; or whenever the attendant or entry supervisor orders the evacuation; or when an evacuation alarm is activated.

## TRAINING

All project personnel will be instructed not to enter PRCSs without the proper permit and without following the procedure and practices outline in this SOP and in the Confined Space Entry Permit. Personnel, who are required to enter a PRCS, or act as an attendant or entry supervisor, will be

trained to acquire the understanding, knowledge and skills necessary for the safe performance of their assigned responsibilities and duties.

Entrants will receive training on;

- The means and methods used to communicate with attendants; as well as the means attendants will use to notify them of emergencies.
- The operation of any specialized equipment that is expected to be used, including monitoring and rescue equipment.
- Evacuation signals and procedures; as well as the need for entrants to notify the attendant and evacuate the PRCS if they detect any dangerous conditions.

Attendants will receive training on:

- The procedures for monitoring inside and outside the PRCS and recognizing the conditions that might be hazardous to entrants;
- Procedures for communicating with entrants;
- Procedures for evacuating entrants from the PRCS and when evacuation is required;
- Procedures for controlling access to the PRCS;
- Their responsibility to remain outside the PRCS during entry, unless they are relieved by another attendant, and
- Non-entry rescue procedures.

Entry Supervisors will receive training on;

- Verifying that the Confined Space Entry Permit has been completed properly;
- Procedures for verifying that all tests specified by the Permit have been conducted;
- Requirements for verifying that all the procedures and equipment specified by the Permit are in place before allowing entry to begin;
- Procedures for determining if conditions are acceptable for entry;
- Authorizing entry operations, and
- Terminating entry.

All training will be conducted:

- Before the employee is first assigned confined space duties (initial training);
- Before a change in assigned duties;
- Whenever there is a change in permit space operations that presents a hazard about which employee has not previously been trained, and
- Whenever project management comment, involved regulatory officials, or the project engineer has reason to believe that there are inadequacies in the knowledge or use of these procedures.



When complete, training will be certified by the instructor. The certification will list the names of the personnel presenting and receiving training and the dates of training. Training certification documentation will be maintained as part of the Project file kept at the site and in the individual's personnel files in the home office.

## PRCS ENTRY PROCEDURE

### *Atmospheric Testing*

Before an employee enters any confined space, the entry supervisor will test the internal atmosphere with a calibrated, direct reading instrument to determine if acceptable entry conditions exist for the following conditions, in the given order:

<u>Condition</u>	<u>Acceptable Parameter(s)</u>
A. Oxygen Content	Above 19.5% and Below 23.5%
B. Flammable Gases and Vapors	Less than 10% LEL
C. Potential Toxic Air Contaminants	Below Action Levels for PPE

Continuous systems which cannot be isolated (i.e. sewers) or activities which generate significant airborne contaminants (i.e. welding) will be continuously monitored during entry, unless forced mechanical ventilation is used and has been shown to maintain an acceptable atmosphere.

### *Entry*

The HSO will use the "PRCS Evaluation Procedures and Decision Flow Chart" to verify the presence of a PRCS. If it is determined that a PRCS does exist, the HSO will review the confined space entry procedures with entry personnel; post OSHA required danger signs at the entrances to the PRCS and notify Project personnel of the PRCS location(s); notify offsite emergency response services of the PRCS; and prepare a Confined Space Entry Permit.

### *Confined Space Permit*

The entry supervisor will be responsible for completing the Confined Space Entry Permit. All items on the Permit must be completed. The entry supervisor will verify that all entry personnel are aware of the specific hazards that are associated with the PRCS; that all necessary safety equipment and materials are in place; that all emergency response procedures are in place; and that the pre-entry air monitoring results indicate acceptable entry conditions, before signing the permit.

### *Pre-entry Briefing*

The entry supervisor will conduct a pre-entry briefing with the attendants and authorized entrants to discuss the requirements of the Permit and to ensure that all involved personnel understand their responsibilities and the specific hazards associated with the PRCS. A pre-entry briefing will be conducted, for each attendant and entrant, prior to entry and whenever new hazards are identified.

### Entry Authorization

The entry supervisor will sign the Confined Space Entry Permit after the Permit has been completed, all safety equipment is in place, air monitoring results are acceptable, the pre-entry briefing has been conducted and the rescue procedures have been established. Once the permit has been signed:

- Entrants will wear all necessary safety and rescue equipment;
- The Permit will be posted at , or near, the PRCS entrance, and
- Entry procedures will begin.

### *Permit Exit and Cancellation*

Each Entry Permit will be valid for one shift only. Expired and canceled Permits will be returned to the Site Superintendent who will file them with the Project documents. Permits will be canceled if;

- A new hazard is identified or encountered;
- An entrant is seriously injured and requires evacuation and/or rescue; or if
- A change in the scope of work required new activities which may create previously unanticipated hazards that could cause serious death or injury.

### RESCUE/EMERGENCY RESPONSE

#### *Offsite Rescue and Emergency Services*

Offsite rescue and emergency service personnel will be informed by the HSO of the hazards they may confront when called to the jobsite to perform services. These services will be identified and notified prior to any entry. Entry will not be performed if emergency rescue services are not available. The rescue/emergency service personnel will be provided access to all permit spaces from which the rescue may be necessary, so that the emergency responders can develop appropriate rescue plans and conduct rescue operations.

#### *Non-entry Rescue*

Non-entry rescues, retrieval systems or methods will be used whenever an authorized entrant enters a PRCS, unless the retrieval equipment would increase the overall risk of entry or would not contribute to the rescue of the entrant.

Each authorized entrant will use a chest or full body harness, with a retrieval line attached at the center of the entrant's back near shoulder level or above the entrant's head. Retrieval lines will be attached to a mechanical device or a fixed point outside the Permit space, in such a manner that rescues can begin as soon as the rescuer becomes aware of the necessity. The mechanical device will be ready to retrieve personnel from vertical PRCSs more than five feet deep.

## DECONTAMINATION PROCEDURES

Decontamination of equipment and personnel will be performed as necessary and as defined in the project scope. All equipment and personnel will be decontaminated before leaving the property.

Personnel and equipment decontamination procedures to be employed are summarized in the following subsections.

### PERSONNEL HYGENE AND DECONTAMINATION

Personnel will be made aware of any personal habit that may allow contaminants into or onto their body. All personnel will check that regularly worn PPE (i.e. hardhats and liners, eye protection, etc.) is clean and in good condition. A storage area for decontaminated PPE will be provided and used outside the contaminated zone. Any products used for personal consumption are prohibited in any work area. Break areas will be limited to specific areas where eating, drinking, smoking, etc. and the storage of these materials will be allowed.

A typical personnel decontamination sequence is presented below.

- Step 1: Scrape the gross contamination from boots and outer gloves. Wash them using soap in a water solution and rinse with water into a designated container in the contamination reduction zone.
- Step 2: Remove the tape from and around boots and outer gloves and deposit in a collection drum (if disposable) or store on a rack (if reusable). Remove the over boots and outer gloves and place in a collection drum (if disposable) or wash and place on a rack (if reusable).
- Step 3: Remove respirator cartridge and place in a collection drum.
- Step 4: Remove disposable coveralls and place in a collection drum. Remove boots and store in an appropriate location. Remove disposable inner gloves and dispose of them in a collection drum.
- Step 5: Remove hardhat and safety glasses: Decontaminate as necessary (wash with sanitizing solution [MSA sanitizing solution or equivalent], rinse with potable water and allow to dry at the end of each day).
- Step 6: Remove respirator, if used, and deposit in a plastic liner. Avoid touching face with fingers. Respirators will be washed in a sanitizing solution (MSA sanitizer or equivalent), rinsed with portable water and allowed to air dry at the end of each day.
- Step 7: Thoroughly wash and rinse any exposed skin with water and biodegradable soap using bucket 1. Rinse in bucket 2. Re-rinse in bucket 3. Shower and launder all personal clothing as soon as possible upon completing daily activities.

Personnel hygiene, hand and face washing, following decontamination will take place in the project support area.

## EQUIPMENT DECONTAMINATION

The HSO will be responsible for inspecting decontaminated vehicles, equipment and material contaminated work areas, to ensure proper decontamination. The users and HSO will verify that each piece of equipment utilized in the exclusion zone has been properly decontaminated.

Decontamination personnel will be required to use Modified Level D PPE as specified in this HASP. The standard operating procedure for the use of high-pressure washers, also provided, will be strictly followed to prevent injury.

## HEAVY EQUIPMENT DECONTAMINATION

As a general practice, equipment, such as excavators, bulldozers, etc. will remain within the work zone for the duration of the excavation activities. This ensures the minimization of the potential migration of contaminants outside the project limits. In addition, the sequence of excavation has been designed to avoid the movement of machinery and personnel over areas within the work zones that have been excavated.

Generally heavy equipment, and large materials used in potentially contaminated areas equipment, will be decontaminated as outlined below;

- Conduct gross removal of solids at point use.
- Degrease as necessary.
- Move to the equipment decontamination pad for decontamination via pressure washing.
- Collect and handle resultant liquids/solids.

## TOOLS AND SMALL EQUIPMENT DECONTAMINATION

Tools and smaller equipment that may have come in contact with potentially contaminated materials will be decontaminated using the procedures outlined below;

- Flush and wipe components to remove debris and other gross contamination.
- Clean with potable water and non-phosphate detergent (i.e. Alconox) using a brush or high-pressure washer, as necessary, to remove particulate matter and surface films.
- Rinse thoroughly with potable water.
- Allow to air dry for as long as possible.

#### NON-DISPOSABLE SAMPLING EQUIPMENT

Non-disposable sampling equipment that may have come into contact with potentially contaminated materials will be decontaminated prior to collecting each sample as follows;

- Clean with potable water and non-phosphate detergent using a brush, if necessary, to remove all visible foreign matter.
- Rinse thoroughly with potable water.
- Rinse thoroughly with de-ionized water.
- Visually inspect the openings and treads for solid materials.
- Allow to air dry as long as possible on a clean polyethylene sheet or aluminum foil.

#### DISPOSAL OF DECONTAMINATION WASTES

All equipment and solvents used for decontamination will be decontaminated or disposed of properly. All aqueous liquids generated in the personnel and equipment decontamination process will be collected, characterized and appropriately disposed of. All disposable PPR will be containerized in drums and properly disposed of.

## EMERGENCY EQUIPMENT and FIRST AID REQUIREMENTS

Emergency and first aid equipment to be maintained onsite will include the following;

- Approved, portable, emergency eye wash units in accordance with ANSI Standard Z358.1
- At least one industrial first aid kit will be provided and maintained at an easily accessible, uncontaminated location chosen by the HSO. Additional first aid kits may be provided
- First aid and CPR kit locations will be specifically marked by the HSO and stocked with adequate water and other supplies to cleanse and decontaminate burns, wounds or lesions.
- 10#A: B: C type dry chemical fire extinguishers will be provided at all project site locations where flammable materials present a fire risk. Mobile equipment will be equipped with 2-pound extinguishers.

Agencies and medical facilities that need to be contacted in the event of an onsite emergency, as well as directions to the nearest hospital, are identified at the beginning of this HASP. The tables stating the emergency contact information and hospital location will be posted in a prominent location(s) onsite.

If a site worker becomes injured or ill, Red Cross/American Heart Association recommended first aid procedures shall be followed. First aid, or other appropriate initial reactions, will be provided by the certified first aid technician that is closest to the incident.

**NOTE:** When protective clothing has been grossly contaminated during an incident, contaminants may be transferred to the treatment personnel or the wearer and cause injuries. Unless severe medical problems have occurred simultaneously with splashes, protective clothing should be washed off as quickly as possible and removed. If the worker can be moved, he/she will be taken to the personnel decontamination station where decontamination procedures, additional first aid or preparation for transport to the hospital will be accomplished. In the event that the victim could not be decontaminated, the rescue service provider must be notified of the situation.

If the injury to the worker is of a chemical nature, the procedures listed below are to be followed;

**Eye Exposure:** If contaminated solids or liquids get into the eyes, wash eyes immediately using large amounts of water while lifting the lower and upper eyelids occasionally. Wash for at least 15 minutes. Obtain medical attention.

**Skin Exposure:** If contaminated solids or liquids get on the skin, promptly wash the contaminated skin using soap and water. Immediately obtain medical attention.

**Respiratory Exposure:** Immediately move the victim to fresh air. Obtain immediate medical attention.

**Ingestion Exposure:** Identify what contaminant was swallowed. Follow the appropriate procedure described in the SDS and obtain medical attention as soon as possible.

**NOTE:** Any person who is transported to the hospital for treatment related to an exposure injury will take with them the appropriate information (i.e. SDSs) on the chemical to which he/she has been exposed. SDSs for known or suspected chemicals to exist onsite will be stored in OSC's project field office and maintained by the HSO.

## MEDICAL EMERGENCY RESPONSE

### REPORTING AN EMERGENCY

The HSO will immediately notify the Site Superintendent stating the points that are listed under a minor injury. However, with a major emergency the HSO must state that this is a major emergency. Concurrently the HSO must direct that 911 be called if not already done so. The Site Superintendent will react as follows:

- Call OSC's Corporate Director HS&E
- Call fire department (if necessary)
- Call police
- Call the Project Manager

### PRE-PLANNING

Arrangements for emergency services will be made prior to initiating onsite operations. Emergency response procedures will be covered as part of the project training.

### EMERGENCY CHAIN OF COMMAND

In the event of an emergency, personnel will immediately notify the HSO, using available communications. The HSO will assess the situation and take appropriate action which can include ceasing all work; ordering evacuation of the work zone; requesting emergency medical treatment; and/or administering first aid.

### WEATHER

In the event of severe weather (lightning, high winds, etc.), the HSO will notify project personnel. As the storm approaches, all work will stop, loose object will be secured, and site personnel will take shelter at a location pre-arranged by the HSO. After the severe weather has passed, and prior to work startup, the HSO will inspect the site for hazards.

*Lightning* – Any visual sighting of lightning will result in stopping outside work activities. Work will not commence until 30 minutes after the last observed strike.

*High Winds* – Winds higher than 30 mph will cause all exterior hoisting and lifting to cease. Crane operators have the authority to stop lifts at lower wind speeds based on their discretion.

*Project Tornado Shelter (not anticipated for this project)* - To be determined with initial hazard exposure assessments and site mobilization. All reasonable efforts should be made to access this



location in the event of a tornado. Recognizing imminent tornado signs include seeing an unusually dark sky, possibly with some green or yellow clouds. You may hear a roaring or rumbling sound like a train, or a whistling sound like a jet. Large hail may also be falling. You may be able to see funnels, or they may be hidden by rain or hail.

Listen to the radio for tornado warnings during bad thunderstorms. If a tornado warning is issued, don't panic. Instead, listen and look. Quickly but calmly follow directions for getting to shelter. Take cover. Indoors you should go down into the basement and crouch down under the stairs, away from windows. Do not take an elevator. If you can't get to a basement, go into a closet or bathroom and pull a mattress over you or sit underneath a sturdy piece of furniture on the ground floor near the center of the building. Pull your knees up under you and protect your head with your hands. A bad place to be in a tornado is in a building with a regular freestanding roof such as a gymnasium, arena, auditorium, church or shopping mall. If you are caught in such a building, take cover under something sturdy. More than half of tornado deaths occur in mobile homes. If a tornado threatens, get out and go to a building with a good foundation, or lay down in a ditch away from vehicles and other objects.

If you are driving, get to a shelter, lie down in a ditch or seek cover up under the girders of an overpass or bridge. Stay as close to the ground as you can. Protect your head and duck flying debris. Stay away from metal and electrical equipment because lightning accompanies tornadoes.

If you have time before the tornado strikes, secure objects such as garbage cans and lawn furniture which can injure people. While most tornado damage is a result of the violent winds, most injuries and deaths actually result from flying debris.

## SPILL CONTAINMENT PROCEDURES

The purpose of this section is two-fold; to prevent and control accidental discharge of polluting materials to surface soils and waterways (or groundwater); and to minimize and abate the hazards to human health and the environment from hazardous waste releases to air, soil or surface water. These procedures will be reviewed with project personnel prior to startup and thereafter as necessary during regular weekly HS&E meetings and daily briefings.

### *EMERGENCY NUMBERS*

The names and phone numbers of emergency services and offices to be contacted in the event of a spill, or any other onsite emergency, is provided in the Contact Information portion located at the beginning of this HASP. These phone numbers will be posted by the HSO in prominent positions throughout the Project site.

### *DEFINITIONS*

For the purposes of this plan, spoils are defined as any material that is accidentally or intentionally leaked, pumped, poured, dumped or emitted onto the ground, surface water, groundwater or air.

All spilled material will be considered hazardous; cleaned up following the established spill response procedures; and reported as required.

Spills will be categorized as: Priority 1 or Priority 2.

**Priority 1 Spills:** Result in a significant release of contamination into the air, or onto the ground, outside the exclusion zone.

**Priority 2 Spills:** Result in minor spill, less than five (5) gallons and not reportable, which can be easily cleaned up.

#### POTENTIAL SOURCES and PREVENTATIVE MEASURES

The contracted work has potential spill sources. These include, but are not limited to:

Potential Spill Source	Preventative Measure(S)
Transporting waste material to selected on and offsite disposal facilities	OSC will verify that all transportation vehicles used in support of this contract are equipped with the appropriate spill response equipment, and that the drivers have received the proper spill response training and maintain all their require federal and state licenses and certifications. Loads will be secured, tied down and covered, and transport vehicles will be checked prior to release from the site.
Re-fueling onsite equipment	OSC will prohibit the long term storing of diesel fuel. OSC will limit the amount of fuel kept onsite to only that required for weekly equipment usage.
General spill prevention requirements	Easily accessible spill response stations will be set up containing absorbent pillows, floor dry, shovels and brushes to be used in the event of a spill. The location will be known to all project personnel.

## SPILL RESPONSE PROCEDURES

### *Initial Containment and Response*

In the event of a spill, the following initial containment and response procedure must be implemented immediately.

- **Administer first aid to injured person(s).** Any employee that observes a spill will act immediately to remove and /or protect the injured person from a life-threatening situation. First aid and/or decontamination procedure will be implemented as appropriate.
- **Warn other persons and/or vehicles of the hazard.** Personnel will act to prevent any unsuspecting persons from coming in contact with the spilled materials by alerting nearby people and by obtaining assistance of other personnel who are familiar with spill control and clean up training.
- **Stop the spill at the source, if possible.** Without taking unnecessary risks, personnel will attempt to stop the spill at the source. This may involve activities such as up-righting a drum, closing a valve or temporarily sealing a hole with a plug. OSC personnel will not expend more than a brief effort, prior to notifying the HSO.

- **Notify the HSO.** Using available onsite communication systems, or other rapid communication procedures, the HSO will be notified of the spill, including information on the material spilled, quantity, personnel injuries and immediate life-threatening hazards. The HSO will notify emergency contacts immediately (See Emergency Contact List).

NOTE: If a flammable liquid is involved in the spill, remove all ignition sources and monitor for explosive conditions with an LEL meter during cleanup. Also, remove any surrounding materials that might chemically react with the spill materials.

### *Spill Containment*

The HSO will make a rapid assessment of any spill at the site; apply the appropriate HS&E considerations to the use of PPE in the spill release zone; and direct primary containment measures. Depending on the nature of the spill, primary containment measures may include, but are not limited to;

- Constructing a temporary containment berm to control the horizontal flow of the spill using absorbent pads, booms, sandbags, sand and/or other inert materials
- Placing drums under the leak to collect the spilling material before it flows onto the ground
- Digging a sump, installing a polyethylene liner and diverting the spilled material to the sump
- Transferring the material from its original container to another container

Spills that occur between the project site and the offsite disposal facility will be initially contained by the driver using on-board spill response equipment.

### *Spill Cleanup*

The HSO and Project Manager will develop an incident-specific spill clean-up plan for Priority 1 spills that will take into consideration the associated hazards, quantity of spilled material, disposal methods and costs. The incident specific spill clean-up plan will be reviewed for acceptance by the owner representative and/or other Federal, State or Local oversight personnel. Once approved, the spill clean-up plan will be implemented under the direct supervision of the OSC site superintendent.

Generally, all visually detectable spills, leaks or releases of fuel oil will be collected and cleaned up using absorbent pads, booms, sandbags, sand and/or other inert materials as practicable using the response procedures outline below.

Spill Type	Response
Waste oil on the ground	Contain the spill and excavate the visually contaminated soils. Containerize, sample for classification purposes and dispose offsite.
Building/paved surfaces	Contain the spill. Power wash the contaminated are(s). Collect and containerize the resultant wastewater for onsite treatment.
Vehicle	Power wash the vehicle. Collect, contain and treat the resultant decontamination fluids.
Heavy Equipment hydraulic fluid leak	Stop equipment immediately. Clean up spill and/or leaking fluid. Contact HSO for repair approach.
Waste from truck spilled on roadway	Contain the spilled material. Collect, containerize and remove the spilled material. Sample for waste classification purposes. Dispose of material offsite.

### *Post-spill Inspection*

The HSO, site superintendent and owner representative will jointly inspect the spill site to determine that the spill has been cleaned up to the satisfaction of all involved parties.

### *Reporting*

In the event of a spill incident, the HSO will immediately contact the site superintendent and owner representative; initiate the emergency procedure steps that are provided in this HASP and complete a Spill Report for submittal to the owner representative.

OSC will be responsible for reporting any Priority 1 spills immediately following the incident. A written report will be submitted within seven days after the telephone call reporting the incident. The written report will include the item spilled, quantity, identification and manifest numbers, whether the amount spilled is EPA/State/District reportable, exact location of occurrence, containment procedures used, anticipated clean-up and disposal procedures and disposal of spill residue.

## HEAT/COLD STRESS

### HEAT

The HSO will visually monitor personnel for signs of heat overexposure. The HSO will be responsible for implementing the following program when the ambient air temperature exceeds 85 °F (heat stress monitoring).

#### *Symptoms*

Weakness, dizziness, fainting, nausea, headaches, cool and clammy skin, profuse sweating, slurred speech, weak pulse and dilated pupils.

#### *Procedure*

Personnel who wear PPE allow their body heat to be accumulated with and elevation of the body temperature. Heat, heat exhaustion and heat stroke can be experienced which, if not remedied, can threaten health and life. A current edition of the American Red Cross Standard First Aid book or equivalent will be maintained onsite at all times so that the HSO and all personnel will be able to recognize the symptoms of heat emergency and be capable of controlling them.

When PPE is worn (especially level C) the suggested guidelines for ambient temperature and maximum wear time per excursion are as follows:

<u>Ambient Temperature (° F)</u>	<u>Maximum Wear Time Per Excursion (Minutes)</u>
Above 90	15
85 – 90	30
80 – 85	60
70 – 80	90
60 – 70	120
50 – 60	180

One method for measuring the effectiveness of employees' rest-recovery regime is by monitoring their heart as follows:

- During a 3-minute period, count the pulse rate for the last 30 seconds of the first minute, the last 30 seconds of the second minute and the last 30 seconds of the third minute.
- Double that count.
- If the recovery rate during the last 30 seconds of the first minute is at 110 beats per minute or less and the deceleration between the first, second and third minute is at least 10 beats/minute, the work recovery regime is acceptable. If the employee's rate is above the specified, longer rest period is required, and accompanied by and increased intake of fluids.

## COLD

Whole body protection will be provided to personnel who will have prolonged exposure to cold air. The HSO will use the equivalent chill temperature when determining the combined cooling effect of wind and low temperatures on exposed skin or when determining the proper clothing insulation requirements. The following clothing will be used as deemed necessary, by the HSO.

- Appropriate underclothing (wool or other cloth)

- Outer coats that repel wind and moisture

- Face, head and ear coverings

- Extra pairs of socks

- Insulated safety boots

- Wool glove liners or wind and water repellant gloves

Personnel who are working in continuous cold weather are required to warm themselves on a regular basis in the onsite trailer. Drinks will be provided to personnel to prevent dehydration. The HSO will follow the work practices and recommendations for cold stress threshold limit values as stated by the current edition of the Threshold Limit Values for Chemical Substances and Physical Agents and Biological Exposure Indices by the American Conference of Governmental Industrial Hygienists, or equivalent cold *stress prevention* methods.

## LOGS, REPORTS and RECORDKEEPING

The following reports will be prepared and submitted as indicated below. Copies of the field logs, permits and forms required for this project are provided in Attachment 1.

<u>Type</u>	<u>Frequency</u>
AHA Pre-plan for High Risk Work	Prior to start of work
Employee Daily Safety Brief Site Log	Daily, minimum
Air Monitoring Reports	As necessary
Incident Report	As required, within 48 hours

The above logs and reports will be prepared by the HSO, or the designated representative, at the frequency noted above. Additionally, daily logs of all personnel working or visiting the site will be maintained. Completed logs and reports will be maintained stored on site in the project field office. Copies shall be provided to the Project Manager.

### Hot Work Permit Procedures (Welding, Cutting, Open Flame Work & Sparking)

OSC will follow specific procedures to assure all hot work activities, welding, burning, cutting, sparking and other ignition source work is completed safely without incident (no fires, injuries or property damage). All hot work shall require an approved hot work permit issued by the OSC HSO prior to commencing work. The hot work permit shall define the minimum acceptable procedures and precautions that shall be taken for all phases of the hot work; prior to start of work, as well as during and after hot work is completed. A permit shall be issued daily for each specific location, type of hot work, protective measures, date, time duration and completion time. Hot work permits will be available for review. Completed and signed permits shall be returned to the HSO at the end of the workday. Copies of completed permits shall be maintained in the OSC field office for review.

*NOTE: Many of the piping, vessels and towers at the site contain flammable materials. The hot work permit procedure MUST be followed.*



## Authorization of Equipment Operators

All heavy equipment operators working on site will be approved competent either through OSC's in-house program or through local labor union process. Training requirements for approval are as follows;

### *Heavy Equipment Operators*

- Formal classroom with written qualification, or
- On-the-job mentoring for 40-hour minimum under a competent person, and
- Determination of proficiency by an OSC certified supervisor

The formal classroom and mentoring may be adjusted based on an operator's previous experience. In addition, operators may need to obtain state-specific crane licenses/permits.

### *Crane Operators*

- Formal classroom with written qualification
- Determination of proficiency by a certified operator
- On-the-job mentoring for 80-hour minimum under a competent person

The formal classroom and mentoring may be adjusted based on an operator's previous experience. In addition to the certification, operators may need to obtain state-specific licenses/permits.

## ATTACHMENT I: Forms

**Activity:**

**Project:**

**Date:**

**Revision: 0**

**Work Plan Summary:**

## PREREQUISITES

### EQUIPMENT TO BE USED

### INSPECTION REQUIREMENTS

### TRAINING REQUIREMENTS



**Special Notes and Instructions:** This AHA shall be reviewed by all project employees prior to commencing work and as warranted by; AHA revisions, safe work observations and improvement measures. All employees have the authority to stop work for safety concerns.



## ACTIVITY HAZARD ANALYSIS (AHA)

### AHA Review and Training Acknowledgement:

Employees print name, sign and date in spaces provided below.

PRINT NAME	SIGNATURE	DATE



## EMPLOYEE DAILY SIGN IN SHEET

DAY: \_\_\_\_\_ DATE \_\_\_\_/\_\_\_\_/\_\_\_\_

PROJECT NAME: \_\_\_\_\_

				CHECK OFF TRADE CLASSIFICATION			
	Workers Name [Print]	TIME IN	TIME OUT	OPERATOR	LABORER	BURNER	PROJECT SUPERVISION
1							
2							
3							
4							
5							
6							
7							
8							
9							
10							
11							
12							
13							
14							
15							
16							
17							
18							
19							
20							

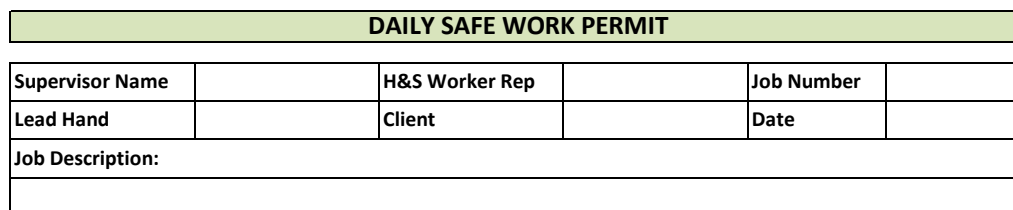
DESCRIPTION OF TODAY'S WORK ACTIVITIES:

---

---

---

---

[illegible]



## SUBCONTRACTOR DAILY SIGN IN SHEET

DAY: \_\_\_\_\_ DATE \_\_\_\_/\_\_\_\_/\_\_\_\_

PROJECT NAME: \_\_\_\_\_

Company Name: \_\_\_\_\_

				CHECK OFF TRADE CLASSIFICATION			
	Workers Name [Print]	TIME IN	TIME OUT	OPERATOR	LABORER	ASBESTOS HANDLER	PROJECT SUPERVISION
1							
2							
3							
4							
5							
6							
7							
8							
9							
10							
11							
12							
13							
14							
15							
16							
17							
18							
19							
20							

DESCRIPTION OF TODAY'S WORK ACTIVITIES:

---

---

---

---



## CO-WORKER OBSERVATIONS

- ☐ COMPLACENT
- ☐ REPETITIVE MOTION
- ☐ POOR LIFTING POSTURE
- ☐ REACHING/STRETCHING
- ☐ TWISTING
- ☐ NEEDS ASSISTANCE
- ☐ OPERATOR NOT TRAINED
- ☐ BALANCE TRACTION
- ☐ BENDING
- ☐ LIFTING TOO MUCH

DISCUSSED WITH CO-WORKER?    **Y**    **N** (Circle one)

OTHER/COMMENTS: \_\_\_\_\_

---

---

---

---



## SAFETY TASK ANALYSIS CARD

NAME: \_\_\_\_\_

DATE: \_\_\_\_\_

PROJECT: \_\_\_\_\_

TASK (i.e. Burning, Equipment Operating, Lifting Etc.)

\_\_\_\_\_

DID YOU REVIEW A JSA?    **Y**    **N**    (Circle One)

WHAT PPE IS REQUIRED?

- |                                      |                                       |
|--------------------------------------|---------------------------------------|
| <input type="radio"/> HARD HAT       | <input type="radio"/> HI-VIS VEST     |
| <input type="radio"/> SAFETY SHOES   | <input type="radio"/> FALL PROTECTION |
| <input type="radio"/> SAFETY GLASSES | <input type="radio"/> RESPIRATOR      |

HAVE YOU INSPECTED YOUR  
EQUIPMENT & PPE?

**Y**    **N**  
(Circle one)

HAVE YOU TRAINED FOR  
THE TASK?

**Y**    **N**  
(Circle one)

DO YOU BELIEVE ALL HAZARDS HAVE  
BEEN ADEQUATELY ADDRESSED?

**Y**    **N**  
(Circle one)

## SELF AWARENESS

WHAT OTHER HAZARDS ARE YOU WORRIED ABOUT?

---

---

IS YOUR PPE/EQUIPMENT  
FUNCTIONING OK?                      Y      N

DID YOU NOTIFY YOUR SUPERVISOR?                      Y      N

WAS IT CORRECTED?                      Y      N

HOW? 

---

---

DO YOU BELIEVE ALL HAZARDS HAVE  
BEEN ADEQUATELY ADDRESSED?                      Y      N  
(Circle one)

**IF NOT, STOP WORK AND REPORT  
TO SUPERVISOR.**

## CO-WORKER OBSERVATIONS

- ☐ PPE USED INCORRECTLY
- ☐ RUSHING
- ☐ TOO... HOT COLD NOISY (circle as appropriate)
- ☐ EQUIPMENT: UNSAFETY CONDITION
- ☐ EQUIPMENT: INAPPROPRIATE FOR TASK
- ☐ EQUIPMENT: CAPACITY EXCEEDED/UNKNOWN
- ☐ MISSING/DEFICIENT SAFETY GUARD  
(Guard Rail, Retainer, Fire Extn.)
- ☐ ENERGY ISOLATION NEEDED  
(Electricity, Hydraulic, Pneumatic, Etc.)
- ☐ POOR WORKING SURFACE
- ☐ DUSTY
- ☐ ODORS SMELLED
- ☐ POOR HOUSEKEEPING
- ☐ DISTRACTED
- ☐ FATIGUED



## Daily Equipment Inspection

Contractor: \_\_\_\_\_

Checked By: \_\_\_\_\_

Type of Equipment: \_\_\_\_\_

Date: \_\_\_\_\_

### Items Inspected/Maintained Daily

	Mn	Tu	Wd	Th	Fri	Sa	Su	Remarks/Service
As equipped check condition of tires or tracks								
Check all hoses/hydraulics/air								
Grease all fittings as required								
Check fluids(coolant, oil/hydraulic)								
Check brake function/steering and linkage								
Check for physical damage (welds, covers/guards)								
Check emergency brakes/stops/lockouts								
Check horn & backup alarm								
Safety belt (seated equip.)/tie-off point(man lifts)								
Check all windows and mirrors (if equipped)								
Check warning decals (legible in place)								
Equipment Warm-up (check instruments/indicator lights)								
Check control levers for proper operation								
Is Maintenance schedule current (see next scheduled maintenance hours)								

### NOTES:



Powered Aerial Lift Inspection Form (Inspect Applicable Items Per Type of Lift)

CONTRACTOR							
RENTAL COMPANY							
JOBSITE							
INSPECTED BY (PRINT NAME)							
MAKE (Fuel Type) /SERIAL OR UNIT No.							
DATE (S) /WEEK ENDING							
ITEMS (   = SATISFACTORY, X = NEEDS ATTENTION, NA = Not Applicable for type of lift)	MON	TUE	WED	THU	FRI	SAT	SUN
Brakes							
Operating Controls Labeled							
Operating and Emergency Controls							
Fuel System							
Guards and Handrails							
Entrance Gate (Safety Chain, Bar or Gate)							
Batteries							
Load Charts & Labels							
Muffler/Exhaust Pipes							
Operating Manual							
Engineered Tie Off Points							
Tires, Wheels or Tracks, Outriggers							
Cylinders, Lines, Hoses, Wires (air, fluid leaks, electrical wires cables intact)							
Loose, Missing/Damaged Parts, Physical Condition							
Air System Leaks Signs of Damage							

REMARKS:

**Focused Safety Topic –** \_\_\_\_\_  
**Attach focused safety topic material or use back of page for additional space "See Attached or Reverse" →**

**Summary of today's activities, identified hazards and protective measures.**

**ACTIVITIES:** \_\_\_\_\_  
 \_\_\_\_\_  
 \_\_\_\_\_

**EQUIPMENT REQUIRED:** \_\_\_\_\_  
 \_\_\_\_\_

**HAZARDS** (circle, highlight or list): Traffic Struck by Caught Between/Pinched Head Eye Hand/Arm/Leg/Foot  
 Slips/Trips/Falls Overhead/Drop Collapse/Cave-In Stored Energy Electrical/Shock Impalement Fire Weather Heat  
 Cold Asphyxiation CO Lung Irritants Dust Asbestos LOPC Chemical PCB CO VOC's Gas Lightning Noise  
 Vermin/Pests Rollover Other: \_\_\_\_\_  
 \_\_\_\_\_

**PROTECTIVE MEASURES** (circle, highlight or list): See Hot Work Permit See Confined Space Permit See AHA  
 STAC MSDS Guards Barricades GFCI PPE Signs Spotter Alarms Warning Line Life Line Net Seat Belts ROP  
 Shoring/Bracing Inspect "Auth. Stop Work" Fire Ext. Water/Misting Controlled Work Zone Ventilation Add Lighting  
 Cones Covers De-energize Lockout/Tagout Air Gap Heat/Cold Stress Monitoring, Air Monitoring, Other/Remarks:  
 \_\_\_\_\_

**APPROVED PPE REQUIRED** (circle, highlight or list): Hardhat Safety Glasses Foot Protection Gloves  
 High Visibility Vest or Equivalent High Visibility Clothing Hearing Protection Face Shield Mono-Goggles Respirator  
 Special Protective Clothing (Burning Jacket & Shield, Gloves, Boots) Personal Fall Arrest/Restraint System Welding Hood  
 Life Vest Metatarsals, Other: \_\_\_\_\_

Participants Print Name	Participants Print Name	Participants Print Name

**Safety Talk Give by:** \_\_\_\_\_ **DATE:** \_\_\_\_\_

**Project/Location:** \_\_\_\_\_



# INCIDENT REPORT

Document Revision 6/16/15

---

## GENERAL INFORMATION

Project Name: \_\_\_\_\_

Project Address: \_\_\_\_\_

Site Manager: \_\_\_\_\_ Phone No. \_\_\_\_\_ Work Shift: \_\_\_\_\_

Date of Incident: \_\_\_\_\_ Time: \_\_\_\_\_

Type of Incident: ☐ Injury ☐ Property Damage ☐ Spill ☐ Fire ☐ Other: \_\_\_\_\_

## AFFECTED EMPLOYEE OR PROPERTY OWNER INFORMATION

Employee/Owner Name: \_\_\_\_\_

Date of Birth: \_\_\_\_\_ Male/Female: \_\_\_\_\_

Address: \_\_\_\_\_

Department: \_\_\_\_\_ Years/date Employed: \_\_\_\_\_

## MEDICAL INFORMATION (NA If Not Applicable)

Name and Address of Doctor: \_\_\_\_\_

Hospital and Phone Number: \_\_\_\_\_

Substance Abuse Testing: As a result of this incident, was this employee?

Substance Abuse Tested? ☐ Yes ☐ No Alcohol Tested? ☐ Yes ☐ No

Was this a First Aid only incident? ☐ Yes ☐ No

Has the Employee returned to work? ☐ Yes ☐ No If Yes, Date: \_\_\_\_\_

## INCIDENT DESCRIPTION (Facts and Findings)

What activity or task was performed at time of incident? (Please be specific, what was the employee doing, identify equipment or material the employee was using.)

---

---

---

---



# INCIDENT REPORT

Document Revision 6/16/15

How did the incident occur? (Please describe fully the events that resulted in the incident. Tell what and how it happened. Employee and witness statements, finds fact, contributing factors, Use a separate sheet if necessary.)

---

---

---

---

---

---

---

---

Object or substance that directly injured the employee: \_\_\_\_\_

Object or substance that damaged property: \_\_\_\_\_

## OSHA 300 INFORMATION (To be completed by Corporate Safety Department)

Does Incident Involve Fatality: ☐ Yes ☐ No Was the Incident Medical Only: ☐ Yes ☐ No

Has the Employee Returned to Work: ☐ Yes ☐ No Is Incident OSHA Recordable: ☐ Yes ☐ No

Date: \_\_\_\_\_ Involve Lost/Restricted Work Days: ☐ Yes ☐ No

Current Work Status: \_\_\_\_\_ OSHA File No. (or N/A): \_\_\_\_\_

## CORRECTIVE ACTION AND COMMENTS:

---

---

---

---

IMPLEMENTATION DATE: \_\_\_\_\_

\_\_\_\_\_  
Completed by: Supervisor Print & Sign Name

\_\_\_\_\_  
Date

\_\_\_\_\_  
Reviewed By – Corp. Safety

\_\_\_\_\_  
Date



***JOB SAFETY INSPECTION AND AUDIT***

**LOCATION/PROJECT:**

**Date:**

**Audit and Inspection Report by:**

**OSC Summary of Findings and Improvement Measures:**





## JOB SAFETY INSPECTION AND AUDIT

DESCRIPTION	YES	NO	N/A	COMMENTS/ACTIONS
<b>SAFETY ADMINISTRATION, POSTINGS, FIRST AID &amp; EMG RESPONSE</b>				
1. OSHA 300A form posted between February 1 and April 30				
2. LABOR POSTINGS (ALL IN ONE FEDERAL & STATE)				
3. Emergency Phone number for the nearest medical center posted				
4. Safety Briefs/Talks & AHA's current and up to date.				
5. Work areas properly delineated (barricaded) and hazard warning signs				
6. Appropriate First Aid Supplies and Trained Personal Available				
7. Training Documentation Complete (40 Hour, OSC BASIC 10/OSHA 10, NYS Asbestos Hard Card Supervisors/Handlers)				
<b>HOUSEKEEPING</b>				
1. Work area neat, debris picked up and free of trip hazards				
2. Projection and impalement hazards eliminated/protected (removed,				
3. Waste containers provided and used				
4. Passageways and walkways clear				
5. Cords and leads off of the floor				
6. Spill Kit Available & Stocked				
<b>FIRE PREVENTION</b>				
1. Adequate firefighting equipment (hoses, extinguishers, fire blanket)				Need additional fire extinguishers (Minimum 2A Rating).
2. Appropriate Flammable and Combustible Storage				
3. "No Smoking" signs posted and enforced near flammables				
<b>ELECTRICAL AND CONTROL OF HAZARDOUS ENERGY</b>				
1. Extension cords with bare wires or missing ground prongs taken out of				
2. Ground fault circuit interrupters being used				
3. Terminal boxes accessible and equipped with required covers				
4. Temporary Lighting (Guarded, Covered, No Exposed Sockets)				Corrected, light guard/cage closed, open sockets plugged.
5. Equipment wiring				Corrected, Romex connector for hot water tank missing.
6. Proper Hazardous Energy Controls (LOTO, Air Gapping, Blanks)				
<b>HAND, POWER &amp; POWDER-ACTUATED TOOLS</b>				
1. Hand tools inspected regularly				
2. Guards in place on equipment				
3. Right tool being used for job at hand				



## JOB SAFETY INSPECTION AND AUDIT

DESCRIPTION	YES	NO	N/A	COMMENTS/ACTIONS
4. Operators of powder-actuated tools are licensed				
<b>FALL PROTECTION</b>				
1. Safety guard rails properly installed and inspected.				
2. Employees exposed to fall hazards are protected (PFAS 100% Tie-off Guards, Covers, Nets)				Observed Burner torch cutting duct work from step ladder properly tied off. Observed abatement worker installing hard barricade on 2 <sup>nd</sup> floor
3. Employees below protected from falling objects (Toe Boards or Guards)				Area barricaded from entry below with spotter.
<b>LADDERS</b>				
1. Straight Ladders extended at least 36 inches above the landing, proper				
2. Ladders inspected & properly use (secured, proper angel, type)				
3. Ladders with split or missing rungs taken out of service (tagged out)				
4. Stepladders used in fully open position				
<b>SCAFFOLDING</b>				
1. All scaffolding inspected daily by a competent person				
2. Erected on sound rigid footing				
3. Tied to structure as required				
4. Guardrails, intermediate rails, toe boards and screens in place				
5. Planking is sound and sturdy				
6. Baseplates and mudsills in place				
7. Proper access provided				
8. Employees below protected from falling objects				
<b>FLOOR &amp; WALL OPENINGS</b>				
1. All floor or deck openings are planked over or barricaded				
2. Perimeter protection is in place				
3. Deck planks are secured				
4. Materials stored away from edge				
<b>TRENCHES, EXCAVATION &amp; SHORING</b>				
1. Competent person on hand				
2. Excavation proper protective system (shored or sloped/benched)				
3. Materials and spoil piles are stored at least two feet from trench				
4. Ladders provided every 25 feet in trench > 4 ft depth				
5. Equipment safe distance from edge of trench or excavation				



## JOB SAFETY INSPECTION AND AUDIT

DESCRIPTION	YES	NO	N/A	COMMENTS/ACTIONS
6. Warning system in place if operator cannot see edge of trench				
<b>MATERIAL HANDLING &amp; HAZARD COMMUNICATION</b>				
1. Materials are properly stored or stacked				
2. Employees are using proper lifting methods				
3. MSDS/SDS Available/Proper Containers & Labels Noted				
4. Chemical Products properly used and stored per MSDS/SDS				
<b>WELDING &amp; BURNING</b>				
1. Gas cylinders stored upright, securely, and in good condition				
2. Proper separation (20 ft) between fuels & oxygen or fire barrier				
3. Burning/welding/cutting goggles or shields are used				
4. Fire extinguishers are nearby (< 75ft)				
5. Equipment & Hoses are in good condition. Flash arrestor equipped.				
<b>RIGGING, HOISTING/LIFTING &amp; PLACING ACTIVITIES (HOISTS, CHAINFALLS, CRANES &amp; FORK TRUCKS)</b>				
1. Proper setup of lifting/hoisting equipment, controlled work zone established, swing radius barricaded & spotter provided				Observed proper lifting of metal debris box by rough terrain fork truck to upper level for load out of copper wire.
2. Operator familiar with load chart (lifting capacity, weight of load <75% Max capacity of lifting/hoisting equipment & rigging components)				
3. Proper communication (radio communication, hand signals)				
4. Equipment & rigging inspected. Hoisting/Rigging by competent person.				
5. Employees kept from under suspended loads				
6. Chains and slings inspected (ANSI rated & properly tagged).				
7. Pick plan available and reviewed with crew				See AHA
8. Competent operator, rigger and flagman				
<b>POWERED EQUIPMENT (Earth Moving, Fork Trucks, Aerial Lifts, ATV's)</b>				
1. Equipment Physical Condition, daily inspection current with equipment (Guards, Lights, Glass/Cage, Tires/Tracks, Lights, Frame)				
2. Operational and Safety Controls Functional				
3. Proper Operation and Use Observed				



## JOB SAFETY INSPECTION AND AUDIT




DESCRIPTION	YES	NO	N/A	COMMENTS/ACTIONS
4. Operators Manual Available and Inspection Check List Available with Equipment				
<b>PERSONAL PROTECTIVE EQUIPMENT</b>				
1. Proper Head Protection used given task (ANSI Rated Hard Hats, Properly Worn)				
2. Proper Eye Protection given task (ANSI Rated Eye and Face Protection)				
3. Required Respirators given task (Proper Use, Care, Training & Medical)				
4. Proper Hearing protection is being worn as required (NR Rating)				
5. High-visibility vests or equivalent high vis clothing are being worn				
6. Proper Hand, Foot, Leg, face & Skin Protection given task (Gloves, Safety Boots, Chaps, Metatarsals, Clothing - FR, Chemical)				
<b>ABATEMENT</b>				
1. Decontamination unit properly installed and functioning (Shower, Filtration, Dirty Room, Clean Room & Waste Out).				
2. Proper negative air established, # units, monometer, backup units, temporary power, lighting, GFCI, exhaust, barricades & waste storage				
3. Containment properly installed (air locks, EMG egress, hazard signs)				
4. Proper abatement methods observed (PPE, Wet Methods & Handling)				
5. Entry exit log in use and properly completed				
6. Supervisors log and inspections current				



**Select Site Photos**



**Select Site Photos Continued**



## ATTACHMENT II RESERVED: Site-Specific Activity Hazard Analysis

(To be revised and re-inserted as needed)

**Activity:** Asbestos removal  
**Project:** Tonawanda Coke

**Date:**  
**Revision:**

**Work Plan Summary:**

PREREQUISITES		
EQUIPMENT TO BE USED/SITE ENTRY	INSPECTION REQUIREMENTS	TRAINING REQUIREMENTS
THIS AHA TO BE PREPARED BY SITE HSO BASED ON ACTUAL MEANS & METHODS		



ACTIVITY	POTENTIAL HAZARD	PROTECTIVE METHODS AND CONTROLS

**Special Notes and Instructions:** This AHA shall be reviewed by all project employees prior to commencing work and as warranted by; AHA revisions, safe work observations and improvement measures. All employees have the authority to stop work for safety concerns.

**AHA Review and Training Acknowledgement:**



## ACTIVITY HAZARD ANALYSIS (AHA)

Employees print name, sign and date in spaces provided below.

PRINT NAME	SIGNATURE	DATE



## Activity Hazard Analysis

### Project: Tonawanda Coke

## Demolition / Dismantling

Note: All printed copies of this document are uncontrolled. It is the responsibility of the user to assure that he has the latest revision by checking the electronic version in the HSE Document Library

<b>Activity:</b> Building/Structure Demolition and Dismantling	<b>Date:</b> October 9, 2019
<b>Description of the Work:</b> This AHA outlines the activities, hazards and associated hazard control with respect to Structure Demolition and Dismantling	<b>OSC Site Supervisors:</b>  <b>OSC HSE Director:</b> Donald Dustin  <b>OSC HSO:</b>
<b>Project:</b>	<b>Review for Latest Use:</b> Prior to beginning field work.
<p>PLAN</p> <ol style="list-style-type: none"><li>1. Initial ground clearing / Creating access<ol style="list-style-type: none"><li>1.1. Loose Material Cleanup</li><li>1.2. Equipment Sizing<ol style="list-style-type: none"><li>1.2.1. Torch Cutting (option)</li><li>1.2.2. Shearing Equipment (option)</li><li>1.2.3. Grapple Utilization / Loading for Disposal</li></ol></li></ol></li><li>2. Demolition/dismantling options<ol style="list-style-type: none"><li>2.1. Rotating Shear Utilization</li><li>2.2. Mechanical Dismantling<p>Utilizing a hydraulic excavator, the Operator will remove sections of the exterior walls, creating access to the roof structure and/or elevated floor structures. The Operator will continue structure dismantling by breaking free or "dropping" sections of building. Demolition in close proximity to utilities designated to remain in place: as approaching areas of critical wrecking, installation of barricades or protection of features requiring preservation will be put in place, a "drop" area away from the feature will be cleared and isolated, then the building section will be setup to fall or be pushed away from the specific feature.</p></li><li>2.3. Torch Cutting</li><li>2.4. Elevated Torch Cutting / Utilization of Aerial Lift. (option)</li><li>2.5. Grapple Utilization / Control of Torch Cut Equipment (option)</li><li>2.6. Equipment Sizing: Torch Cutting and Shear Utilization (option)</li><li>2.7. Grapple Utilization / Sorting and Loading of Materials</li></ol></li></ol>	

Work Activity Sequence	Potential Health, Safety and Environment Hazards	Hazard Controls
Pre task inspection of work area and crew review/ walk through/General Site Conditions.	<ul style="list-style-type: none"> <li>▪ Slips, Trips, and Falls</li> <li>▪ Struck by</li> <li>▪ Skin</li> <li>▪ Eye Protection</li> <li>▪ Hand injuries/cuts/bruises</li> </ul>	<ul style="list-style-type: none"> <li>▪ Trained personnel (HASP).</li> <li>▪ All demolition will be conducted under the direction of an onsite demolition competent person.</li> <li>▪ Minimum PPE includes hard hat; safety glasses, safety toed boots, high visibility vest/ Leather or cut resistant gloves when handling materials.</li> <li>▪ Inspect all PPE, tools, and equipment each shift prior to use.</li> <li>▪ Any sign of thunder, lightning, rain, high winds (&gt;20 mph) immediately terminate all outside work activity, seek shelter and wait for 30 Minutes and for further instruction.</li> <li>▪ Locate nearest shelter in place facility, eye wash, safety showers, alarm boxes, and point out windsock.</li> <li>▪ Dress appropriately for conditions. Know the signs and symptoms of heat stress and cold stress. Stay hydrated and take breaks as needed in a cooled or heated area.</li> <li>▪ Wear hearing protection (earplugs or muffs) if you have to shout to be heard at a distance of 3 feet or less.</li> </ul>
Equipment setup inspection and operation	<ul style="list-style-type: none"> <li>▪ Slips, Trips, and Falls</li> <li>▪ Struck by</li> <li>▪ Skin</li> <li>▪ Eye Hazards</li> <li>▪ Lacerations</li> <li>▪ Equipment Failure</li> </ul>	<ul style="list-style-type: none"> <li>▪ Equipment operator to review traffic path of equipment within site to setup area. Inspect for traffic hazards, obstructions, overhead hazards, electric lines, chemical lines, gas lines, and surface hazards (potholes, voids, uneven surfaces, and unstable ground).</li> <li>▪ Adequate clearance shall be maintained between the equipment and any obstructions. Minimum distance to be maintained from energized power line is 10 feet plus 0.4 feet for every 1 kV over 50 kV.</li> <li>▪ If equipment becomes electrically energized, personnel shall be instructed not to touch any part of the lift or touch any person who may be in contact with the electrical current.</li> <li>▪ Conduct a 360 degree walk around inspection of all equipment and vehicles before moving equipment/vehicles.</li> <li>▪ Minimum of one spotter is required when driving equipment to setup area. Flagman is to assure path is clear and assist operator of equipment.</li> <li>▪ Only one person shall signal the equipment operator. This person shall be thoroughly familiar with all of the equipment's operation and shall be able to communicate with the equipment operator with the appropriate hand signals.</li> <li>▪ No personnel shall be permitted on or under the load lifted by equipment or hoist at any time.</li> <li>▪ Equipment operator to review traffic path (drive path) of equipment within setup area. Inspect for traffic hazards, obstructions, overhead hazards,</li> </ul>

		<p>electric lines, chemical lines, gas lines, surface hazards (potholes, voids, uneven surfaces, unstable ground, etc.).</p> <ul style="list-style-type: none"> <li>▪ A competent person shall inspect equipment, hoists, and rigging prior to each use. Frequency and method of inspection shall be completed according to manufacturer's specifications. Inspections should also occur after any particularly stressful lifts to all involved components.</li> <li>▪ Swing area of equipment shall be barricaded.</li> <li>▪ Accessible areas within the swing radius of the rotating parts of the equipment shall be barricaded to prevent an employee from being struck or crushed by the equipment.</li> <li>▪ Only the operator may be on the equipment during operation.</li> <li>▪ Always maintain three points of contact when inspecting equipment components or entering and exiting the equipment. Utilize safety steps and grab bars. Inspect steps and grab bars prior to use.</li> <li>▪ Equipment operations shall end when wind speed is greater than 20 mph, or less as dictated by the equipment set up and operating conditions/manufacturer's recommendations.</li> <li>▪ No cell phone use while operating any equipment.</li> <li>▪ No eating, drinking, or use of tobacco products in equipment or machines.</li> <li>▪ Inspect all PPE, tools, and equipment each shift prior to use.</li> </ul>
Set up barricades and warning signs	<ul style="list-style-type: none"> <li>▪ Slips, Trips, and Falls</li> <li>▪ Struck by</li> <li>▪ Skin</li> <li>▪ Eye Protection</li> <li>▪ Fire</li> <li>▪ Heat Stress</li> <li>▪ Cold Stress</li> <li>▪ Lacerations</li> </ul>	<ul style="list-style-type: none"> <li>▪ Perform housekeeping in area of work.</li> <li>▪ Keep all work areas free of debris and trip hazards. Clear work area periodically throughout the day and at the end of shift.</li> <li>▪ Controlled work zone designed to keep personnel away from work equipment and other overhead hazards.</li> <li>▪ RED Barricade tape shall be used to define boundaries of ALL overhead work.</li> <li>▪ Use temporary lighting as necessary to properly illuminate work area.</li> <li>▪ Inspect all corded tools and extension cords prior to use.</li> <li>▪ GFCI with all temporary power and corded tools (at receptacle or attached to cord)..</li> <li>▪ Utilize proper lifting procedures. Use mechanical means when available to lift material, and if you cannot lift the material mechanically ask for help from another co-worker. If you are unsure ask your supervisor for explanation.</li> </ul>
Equipment Operations (demo, loading, and moving)	<ul style="list-style-type: none"> <li>▪ Slips, Trips, and Falls</li> <li>▪ Struck by</li> <li>▪ Skin</li> <li>▪ Eye Hazards</li> <li>▪ Fire</li> <li>▪ Heat Stress</li> <li>▪ Lacerations</li> </ul>	<ul style="list-style-type: none"> <li>▪ Use only trained Heavy Equipment Operators.</li> <li>▪ Operation per manufacturer specifications and instructions. <ul style="list-style-type: none"> <li>○ Equipment shall be inspected prior to use, and the inspections shall be documented.</li> </ul> </li> <li>▪ Do not approach or cross the path of any equipment until you have made eye contact with the operator and are granted permission.</li> </ul>

		<ul style="list-style-type: none"> <li>▪ No eating, drinking, or use of tobacco products in or near controlled work zones.</li> <li>▪ Inspect all PPE, tools, and equipment each shift prior to use. Wear leather gloves if handling sharp or rough edged materials.</li> <li>▪ Spotter required for all lifted and transported loads.</li> <li>▪ Tag line with all suspended loads. Personnel are never permitted to work beneath suspended loads.</li> <li>▪ Adequate clearance will be maintained between lift and any obstructions. Minimum distance to be maintained from energized power line is 10 feet plus 0.4 feet for every 1 kV over 50 kV.</li> <li>▪ If equipment becomes electrically energized, do not touch any part of the lift or touch any person who may be in contact with the electrical current.</li> <li>▪ Equipment shall never be left unattended with engine running.</li> <li>▪ Equipment will be shut off, with buckets or forks lowered when the operator is not on the equipment.</li> <li>▪ Additional passengers riding on the equipment is prohibited.</li> <li>▪ All hoisted loads shall be from a level position.</li> <li>▪ If any fire hazard is determined by supervision a fire watch will be available to watch for ignition of any fire. Fire watch will not have other duties and will remain in area for 30 minutes after hot work is completed.</li> <li>▪ A hose, fire extinguisher, or other retardant will be available to extinguish these sparks. The work area around will remain wet as another line of defense against fire</li> </ul>
Shear and Grapple Operation (optional)	<ul style="list-style-type: none"> <li>▪ Fall</li> <li>▪ Struck by</li> <li>▪ Caught between</li> <li>▪ Crushed</li> <li>▪ Dropping materials</li> <li>▪ Structural failure</li> </ul>	<ul style="list-style-type: none"> <li>• Inspect equipment prior to use. Document inspection.</li> <li>• Only trained and qualified workers will operate equipment.</li> <li>• Have spotter to ensure work area remains clear of employees and to spot potential discharge or any other danger that could occur as result of demolition.</li> <li>• Spotter shall be a safe distance from active demolition.</li> <li>▪ Demonstrate pinch point areas to employees to ensure their knowledge of this potential.</li> <li>▪ Cab doors and windows will be closed during demolition.</li> <li>▪ Clear the tracking path of debris to preclude ends of debris from contacting the cab windows.</li> <li>▪ Whenever possible, when moving debris, swing boom away from the cab to preclude debris from impacting the cab windows.</li> <li>▪ Shear/Grapple equipment will be staged a sufficient distance away from any structure that is being dismantled so that if there is a structure failure, the resulting fall will not impact the equipment.</li> <li>▪ Operator will maintain three points of contact when entering/exiting equipment.</li> <li>▪ Remove mud or other slippery materials from the soles of shoes before climbing into/on the machine.</li> </ul>
Metal cutting operations (optional)	<ul style="list-style-type: none"> <li>▪ Slips, Trips, and Falls</li> <li>▪ Struck by</li> </ul>	<ul style="list-style-type: none"> <li>▪ Obtain safe work permit and hot work permit prior to start of work.</li> <li>▪ Inspect all PPE, tools, and equipment each shift prior to use.</li> </ul>

	<ul style="list-style-type: none"> <li>▪ Respiratory Hazards</li> <li>▪ Skin</li> <li>▪ Eye Hazards</li> <li>▪ Fire</li> <li>▪ Heat/Cold Stress</li> <li>▪ Lacerations</li> <li>▪ Burns</li> <li>▪ Fall Protection</li> </ul>	<ul style="list-style-type: none"> <li>▪ Take breaks as necessary to prevent heat stress and cold stress. Drink plenty of fluids.</li> <li>▪ Secure oxygen/LPG tanks. These tanks can become missiles if valves are damaged.</li> <li>▪ Oxygen and propane (LPG) bottles will never be stored together. Tanks must be a <b>minimum</b> of 20 feet apart when stored..</li> <li>▪ A cage for each material will be used onsite for cylinder storage and transport.</li> <li>▪ Flash arrestors shall be in use.</li> <li>▪ At a minimum – all workers cutting shall wear OSC issued ‘burn’ jackets (or similar), over long sleeve shirts, pants and leather gloves to prevent burns to the skin.</li> <li>▪ Proper eye protection shall be worn to protect the eyes from burns (cutting goggles/glasses). Shade 5 or more must be used to prevent burns while using the plasma cutter or torch cutting.</li> <li>▪ A face shield or equivalent must be worn to prevent hot slag or metal from burning face.</li> <li>▪ Inspect tools prior to use</li> <li>▪ Barricade area around metal cutting operations. Also barricade below if on higher levels and ensure personnel on levels below are protected.</li> <li>▪ Secure ladders and ensure they are 3 feet above upper landing. Inspect ladder prior to use. Do not use a broken or compromised ladder. Step ladders will be used in a full open and locked position. Only one person may use a ladder at a time. Do not carry tools or equipment up a ladder; use a rope to raise and lower tools and equipment. Tie off ladder to prevent movement. Do not lean off side of ladder, reposition the ladder.</li> <li>▪ If worker is at 6 feet or higher on the ladder and cannot keep a three point stance use an appropriate means of doing the task (scissor lift, rolling platform, etc.).</li> <li>▪ Monitor drains for LEL prior to commencing hot work. Do not proceed if there are any readings. Cover drains with fire blanket and wet blanket prior to beginning any hot work.</li> <li>▪ A fire watch will be assigned to watch for ignition of any fire. Fire watches may be needed on multiple levels.</li> <li>▪ Fire watch will not have any other assigned duties. Fire watch to remain a minimum of 30 minutes after the hot work/torch cutting is completed. A water hose or appropriate fire extinguisher will be available to extinguish these sparks. The work area around will remain wet as another line of defense against fire.</li> <li>▪ Prior to starting any hot work, the supervisor and the person performing the torch cutting will inspect the area where the hot work will take place to ensure there are no flammable or combustible materials</li> </ul>
--	---	--

Refueling equipment  Equipment Maintenance	<ul style="list-style-type: none"> <li>Slips, Trips, and Falls</li> <li>Struck by</li> <li>Respiratory Hazards</li> <li>Skin</li> <li>Eye Hazards</li> <li>Fire</li> <li>Burn</li> <li>Heat/Colds Stress</li> <li>Lacerations</li> <li>Pinch points</li> <li>Spills</li> </ul>	<ul style="list-style-type: none"> <li>Take breaks as necessary to prevent heat/cold stress. Drink plenty of fluids.</li> <li>Minimum standard site required PPE for inspection (ANSI approved safety glasses with side shields for eye protection, head protection, hearing protection (&gt;85 dB), hand protection, steel toed boots, and high visibility reflective vests or clothing. Splash shield to be used for fueling.</li> <li>Portable fuel cans shall be metal (no plastic) with spark arrestor in place.</li> <li>Fuel cans, oils, greases, etc. shall be properly labeled.</li> <li>Turn off equipment prior to fueling,</li> <li>Fueler will remain at nozzle and latch open handle will not be used.</li> <li>10 lb. ABC dry chemical fire extinguisher will be available at all times.</li> <li>If qualified, in the event of a spill, clean-up any material with absorbent pads and report incident to OSC Site Supervision.</li> <li>Verify areas and operation of safety showers and eyewash.</li> <li>Pads or drips pans shall be placed under fuel inlet to catch overflow or drips.</li> <li>Equipment will be shut down during any maintenance activity.</li> <li>Use mechanical blocking prior to working on equipment.</li> <li>Place plastic or spill material on the ground/area beneath the equipment if there is any potential for a spill (hydraulic hose repair, install/repair/change out attachments.</li> <li>Depending on repairs needed, a separate AHA may be required to address maintenance tasks. Review tasks with OSC Safety prior to starting maintenance to ensure tasks are addressed in this AHA.</li> </ul>
		<ul style="list-style-type: none"> <li></li> </ul>
Equipment to be used (Equipment to be used in the work activity)	Inspection Requirements (Inspection requirements for the work activity)	Training Requirements (Training requirements including hazard communication)
Hydraulic Excavators	<ul style="list-style-type: none"> <li>Daily (before each use) by certified, competent operator.</li> <li>Document daily</li> </ul>	OSC Equipment Operator training documentation
Equipment: Shear/Grapple Hammer Attachments (optional)	<ul style="list-style-type: none"> <li>Daily (before each use) by certified, competent operator.</li> <li>Document daily</li> </ul>	OSC Equipment Operator training documentation
Aerial Lift (optional)	<ul style="list-style-type: none"> <li>Daily inspection (before each use) by trained and authorized boom lift operator.</li> <li>Document daily inspections.</li> </ul>	OSC Aerial lift training documentation
Torches/Gas Cylinders & Lines/Extinguisher/Hoses	<ul style="list-style-type: none"> <li>Daily inspection (before each use) by superintendent, supervisor, and workers.</li> </ul>	



	<ul style="list-style-type: none"> <li>Jobsite inspection by superintendent, and SHSEO</li> </ul>	Employee jobsite safety training is done through orientation, daily toolbox safety meetings, STAC cards and as needed on the jobsite
Hand tools	<ul style="list-style-type: none"> <li>Daily inspection (before each use) by superintendent, supervisor, and workers.</li> <li>Jobsite inspection by superintendent and, SHSO</li> </ul>	

**PRINT**

**SIGNATURE**

**Site Superintendent:** \_\_\_\_\_ **Date/Time:** \_\_\_\_\_

**Site HSE Officer:** \_\_\_\_\_ **Date/Time:** \_\_\_\_\_

**Employee Name(s):** \_\_\_\_\_ **Date/Time:** \_\_\_\_\_

\_\_\_\_\_ **Date/Time:** \_\_\_\_\_

\_\_\_\_\_ **Date/Time:** \_\_\_\_\_

\_\_\_\_\_ **Date/Time:** \_\_\_\_\_

\_\_\_\_\_ **Date/Time:** \_\_\_\_\_

\_\_\_\_\_ **Date/Time:** \_\_\_\_\_

\_\_\_\_\_ **Date/Time:** \_\_\_\_\_

\_\_\_\_\_ **Date/Time:** \_\_\_\_\_

\_\_\_\_\_ **Date/Time:** \_\_\_\_\_

\_\_\_\_\_ **Date/Time:** \_\_\_\_\_

## ACTIVITY HAZARD ANALYSIS (AHA)

### Heavy Equipment Operation

**Activity:** Heavy Equipment Operation & Dirt Moving  
**Project:** Tonawanda Coke

**Date:** October 2019  
**Revision:**

PREREQUISITES		
EQUIPMENT TO BE USED	INSPECTION REQUIREMENTS	TRAINING REQUIREMENTS
<p>Heavy Equipment: Excavators, Loaders, Dozers, Skid Steer, Rollers, etc.</p> <p>5 – 20 lb. ABC Dry Chemical Fire Extinguishers.</p>	<p>Daily heavy equipment inspection prior to operation. Complete and turn in OSC inspection form to site superintendent. Deficiencies must be corrected prior to operation.</p> <p>Inspect all PPE equipment and extinguishers prior to operation/work.</p>	<p>Trained employees per the site HASP.</p> <p>OSC authorized and competent designated equipment operators</p>
WORK ACTIVITY	POTENTIAL HAZARD	PROTECTIVE AND CONTROL MEASURES
<p>Equipment operations;</p> <ul style="list-style-type: none"> <li>Material handling</li> <li>Grading</li> <li>Rolling/compacting,</li> <li>Excavating, moving &amp; loading</li> <li>Hauling</li> </ul>	<ul style="list-style-type: none"> <li>Struck by</li> <li>Roll over</li> <li>Crush,</li> <li>Fire/burn</li> <li>Caught between</li> </ul>	<ul style="list-style-type: none"> <li>Only OSC authorized and qualified personnel shall operate equipment.</li> <li>Complete and submit daily inspections on the “Daily Equipment Inspection Checklist.”</li> <li>Back up alarms must be functional.</li> <li>Equipment in need of repair, defective, or unsafe in any way, shall be taken out of service. Equipment shall not be placed back into service until repaired and inspected by competent person/operator.</li> <li>UFPO clearance and mark out of underground utilities (see below).</li> <li>Weather assessment for acceptable working conditions, no high winds, excessive rain, snow, ice or lightning/thunder.</li> <li>Equipment, setup and operation and inspection by company trained and authorized operator. Step and walk with purpose, watch where you are placing your feet (pick them up and set them down). Use machine grips, rails and footsteps when accessing and leaving equipment (3 points of contact).</li> <li>Ground personnel shall be kept clear of operating equipment and make eye contact with operator before entering line-of-fire.</li> </ul>



## ACTIVITY HAZARD ANALYSIS (AHA)

### Heavy Equipment Operation

		<ul style="list-style-type: none"><li>• Spotters must be used when moving into blind-spots or when overhead obstructions are present (see OSC Spotter Policy).</li><li>• Personnel shall not pass under operating equipment attachments at any time, whether loaded or not.</li><li>• Loads shall be lowered, and power shut off when equipment is left unattended.</li><li>• Only stable, safely arranged loads, which do not exceed the equipment capacity, shall be handled.</li></ul>
	<ul style="list-style-type: none"><li>• Collision with personnel/property</li></ul>	<ul style="list-style-type: none"><li>• The operator shall slow down and sound the horn in areas of reduced visibility. Safe speeds shall be maintained. Speed shall be reduced in high traffic areas and across rough roadways.</li></ul>
	<ul style="list-style-type: none"><li>• Driving off elevated surface</li></ul>	<ul style="list-style-type: none"><li>• A safe distance shall be maintained from any edge such as berms, platforms or loading docks. If not visible to the operator, a spotter shall be used.</li><li>• Seatbelts shall be worn when equipment is in operation.</li></ul>
Operation and refueling.	<ul style="list-style-type: none"><li>• Fire</li><li>• Splash/eye contact</li></ul>	<ul style="list-style-type: none"><li>• Fire extinguishers shall be mounted on all powered mobile equipment as well as 20 lb ABC dry chemical in refueling area, w/ spill kit.</li><li>• Splash shield shall be worn when handling liquid fuels.</li><li>• Equipment shall be shut-off prior to refueling.</li><li>• Flammable fuel containers must be grounded and bonded before fueling.</li><li>• No smoking or spark sources shall be allowed near refueling or battery maintenance areas.</li></ul>
	<ul style="list-style-type: none"><li>• Electric shock</li></ul>	<ul style="list-style-type: none"><li>• No work may be performed within 20 ft of energized electrical lines.</li><li>• Contact OSC superintendent if any work is to be conducted within 20ft of an energized electrical source.</li></ul>

**ACTIVITY HAZARD ANALYSIS (AHA)**  
Heavy Equipment Operation

Hand shoveling to uncover buried lines

- Slip, trip fall
- Struck by
- Strain
- Electrocution
- Fire, burn

- Use care during foot travel, and clear the area of slip and trip hazards, cover holes, make use of barricades, and guard rails as appropriate
- Use good body mechanics when lifting and manual material handling; keep back straight, lift with legs, don't twist. Observe lifting limits & keep dead lifts < 40 lbs., get help when you need it, use the equipment.
- When hand auger is required, use proper hand auguring techniques – do not over-force any auguring – auger using a smooth and easy pace – avoid contacting subsurface materials when not wearing protective clothing – leather work gloves with hand auger – nitrile gloves when touching potentially contaminated materials
- UFPO identified lines shall be carefully hand shoveled (remove material in flat and angled layers without straight down picking to damage buried line, excavator digging is prohibited in these areas (UFPO mark outs & flagging/buried line tape).



**ACTIVITY HAZARD ANALYSIS (AHA)**  
Heavy Equipment Operation

**AHA Review and Training Acknowledgement:**

Employees print name, sign and date in spaces provided below.

PRINT NAME	SIGNATURE	DATE



## ACTIVITY HAZARD ANALYSIS (AHA) Enhanced Equipment Decontamination

**Date:** October 2019  
**Revision No.**

**Activity:** Decontamination of Equipment

### Work Plan Summary:

The need for this extended procedure shall be determined by the superintendent in conjunction with the project manager and client representative. Setup up controlled work zone for decontamination work area and containment system for collecting wash and rinse from decontamination process. The following double wash rinse process shall be followed:

1. First Wash – cover with (wipe, brush or spray) phosphate detergent and scrub with brush and pad, 1 minute per square foot
2. First Clean water rinse - 1 gallon per square foot
3. Second wash – cover with hexane solvent (small hand spray bottle or brush), scrub or brush, 1 minute per square foot
4. Second rinse – wet entire surface with clean hexane solvent for 1 minute.

### PREREQUISITES

EQUIPMENT TO BE USED	INSPECTION REQUIREMENTS	TRAINING REQUIREMENTS
Excavator w/attachments Various hand tools (shovels, rakes) ABS Dry Chemical Fire Extinguisher PPE – ANSI approved hard hat, safety glasses and face protection (face shield). Disposable poly coated tyvek coverall or equivalent disposable protective clothing. Hard toed rubber safety boots or equivalent protective footwear, impermeable cut resistant gloves or equivalent (Kevlar or Nitrile). Hearing protection as needed, Eye wash and washing station.	Work area inspection and work process inspection by competent person. Replace any defective equipment from use. Inspect hand tools, corded tools, GFCI, PPE, and extinguisher daily prior to use. Replace any defective PPE, extinguishers and tools. Daily equipment inspection (per MFG guidelines) prior to use by authorized and trained operator. Repair and or replace any defective equipment prior to use.	Trained operator and laborer. Site required training per SHSP. OSHA applicable training requirements (1926.20 - 1926.21); hazard awareness training, medical clearance, fit test/training for respirator use, and AHA review prior to start of the job. Use of detergent solvent.

WORK ACTIVITY	POTENTIAL HAZARD	PROTECTIVE AND CONTROL MEASURES
Establish controlled work zone for decontamination work and install collection system.	Slip, trip, fall, struck by, pinched, traffic, heat stress, cold stress, fire, burn, strain.	<ul style="list-style-type: none"><li>• Trained/authorized employees and site required modified level D PPE as defined above. Inspect equipment and tools before each use as required. Traffic spotter provided during loading, unloading operations and setup (back alarm equipped vehicles).</li><li>• Fire extinguisher in immediate work area. Heat stress, drink before you get thirsty, stay well hydrated, heat stress monitoring per OSC HASP. Cold stress (&lt; 30 degrees), dress in layers, recognize early symptoms – blue discolored tone, lips fingernails, shivering, and lethargic behavior. Take frequent breaks out of the cold and seek warm shelter. Maintain the buddy system, no one works alone, always working within line of sight of supervisor, all employees have stop work authority. Observe good body mechanics when lifting get help when needed, use equipment. Keep work area clear and uncluttered, free of debris and trip hazards.</li></ul>



**ACTIVITY HAZARD ANALYSIS (AHA)**  
**Enhanced Equipment Decontamination**

**Activity:** Decontamination of Equipment

**Date:** October 2019

**Revision No.**

WORK ACTIVITY	POTENTIAL HAZARD	PROTECTIVE AND CONTROL MEASURES
Washing and rinsing 1 <sup>st</sup> and 2 <sup>nd</sup> .	Slip, trip, fall, struck by, pinched, traffic, heat stress, cold stress, chemical, eye, skin, hazards,	<ul style="list-style-type: none"><li>• Trained/authorized employees and site required modified level D PPE as defined above. Inspect equipment and tools before each use as required. Product use per SDS (see attached)</li><li>• All decontamination to be done in prepared location (equipment decon pad or waste decon pad)</li></ul>
<b>Special Notes and Instructions:</b> This AHA shall be reviewed by all project employees prior to commencing work and as warranted by; AHA revisions, safe work observations and improvement measures. All employees have the authority to stop work for safety concerns. Any questions concerning the content of this AHA contact OSC Safety, Donald Dustin 716-560-7542.		

**Field Notes:**



**ACTIVITY HAZARD ANALYSIS (AHA)**  
**Enhanced Equipment Decontamination**

**Activity:** Decontamination of Equipment

**Date:** October 2019  
**Revision No.**

**AHA Review and Training Acknowledgement:**

Employees print name, sign and date in spaces provided below.

PRINT NAME	SIGNATURE	DATE



**Activity: General Procedures & Mobilization****Project: Tonawanda Coke****Date: October 2019****Revision:****Work Plan Summary: Standard procedures & administrative controls**

PREREQUISITES		
EQUIPMENT TO BE USED/SITE ENTRY	INSPECTION REQUIREMENTS	TRAINING REQUIREMENTS
<p>Project specific equipment: excavators and/or loaders, skid steers, forklifts, dozers, aerial lift</p> <p>PPE: Hard hat, safety glasses w/side shield, safety shoes with boot covers or rubber over boots in wet conditions, gloves, including barrier/nitrile, hearing protection, splash shield as needed, coated disposable coveralls</p>	<p>All equipment shall be inspected before use per manufacturer's specification. Inspections shall be documented and maintained on site.</p> <p>PPE shall be inspected daily.</p>	<p>Any equipment operator must be OSC certified competent for each specific class of equipment.</p> <p>Per OSC HASP</p>



## ACTIVITY HAZARD ANALYSIS (AHA)

ACTIVITY	POTENTIAL HAZARD	PROTECTIVE METHODS AND CONTROLS
General Construction Related Activities (see task specific AHA for detailed procedures)	Lack of training	<ul style="list-style-type: none"> <li>All site workers will have completed OSHA 40-hour HAZWOPER training with yearly updates.</li> <li>Worker will be trained prior to performing new activities.</li> <li>OSC will hold daily tailgate safety meetings prior to starting each shift.</li> <li>New employees will be assigned a mentor per OSC Short Service Employee Program</li> </ul>
	Stress/strain when lifting	<ul style="list-style-type: none"> <li>Workers will be instructed in safe lifting techniques (i.e., back straight, bend at knees, load close to body, lift smoothly, and do not twist.</li> <li>Workers will utilize material handling devices such as forklifts, come-along, etc.</li> <li>Two workers will be required for manual lifts of <b>over 50 pounds</b>.</li> <li>Workers are encouraged to get help with any lift that appears excessive or awkward.</li> <li>Split heavy loads into smaller loads whenever possible.</li> <li>Make sure the path of travel is clear prior to the lift.</li> </ul>
	Refueling of equipment	<ul style="list-style-type: none"> <li>Shutdown equipment during refueling.</li> <li>Allow equipment to cool down before refueling.</li> <li>Refuel from OSHA-compliant portable fuel container.</li> <li>Personnel performing the refueling operation will exercise caution to avoid spillage.</li> <li>Spill kits will be kept near the refueling operations.</li> <li>A 10 lb. (minimum) fire extinguisher will be located in the immediate area during refueling operations.</li> </ul>
	Injuries associated with hand tools	<ul style="list-style-type: none"> <li>Tools shall be carried in a safe and proper manner.</li> <li>Tools shall not be carried up a ladder by hand; tools should be raised or lowered in a tool bag.</li> <li>Defective tools shall be tagged immediately and removed from service.</li> <li>Tools shall be used correctly and only for their intended purpose.</li> <li>Hand tools to be inspected for mushroomed heads, broken/cracked handles, or loose heads prior to use.</li> <li>Clean tools after every use when used in the regulated area to minimize contamination</li> </ul>
General Construction Related Activities (see task specific AHA for detailed procedures)	Injuries associated with power tools	<ul style="list-style-type: none"> <li>Worker will inspect tools and electrical cords before use.</li> <li>Defective tools will be tagged and removed from service.</li> <li>A GFCI will protect all electrical cords and tools.</li> <li>Portable generators of 5kW or larger, if used, will be grounded.</li> <li>Electrical tools shall be unplugged when changing attachments or performing maintenance.</li> <li>Electric tools with missing ground prongs, cut or frayed cords shall be removed from service.</li> <li>Electric tools used in highly conductive locations, such as where employees may contact water, shall be approved for use in these locations.</li> <li>Pneumatic tools shall be disconnected, and air pressure released before repairs are made.</li> <li>Extension cords shall be inspected prior to and after use. Damaged cords will be tagged and taken out of service.</li> </ul>



## ACTIVITY HAZARD ANALYSIS (AHA)

	Heavy equipment operations	<ul style="list-style-type: none"><li>• Operators are to know where the operations manual is kept for each piece of machinery they will use (typically in job trailer).</li><li>• Operators will inspect machinery before use and complete the Daily Inspection checklist.</li><li>• All operators will be certified for equipment operation.</li><li>• Use three-point contact when climbing onto equipment.</li><li>• All heavy equipment will be equipped with a functional backup alarm.</li><li>• Operators will be instructed to maintain visual contact with personnel working in the immediate equipment area.</li><li>• Passengers will be prohibited from equipment.</li><li>• Seat belts shall be used in accordance with manufacturer's specifications.</li><li>• Fire extinguishers will be mounted on all equipment.</li><li>• Hearing protection will be worn by equipment operators when working in open cab equipment, or when doors/windows are open.</li></ul>	
	Chemical exposure	<ul style="list-style-type: none"><li>• SDSs are required for all chemicals brought to the site.</li><li>• The SDS book will be kept at the field office trailer and will be available to all employees.</li></ul>	
	Tick exposure (Lyme disease)	<ul style="list-style-type: none"><li>• Use Permethrin on clothing and exposed skin. Keep skin, especially legs, covered.</li><li>• Check clothing after being in woods for ticks. Wear light colored clothing to help spot ticks.</li><li>• Look for ticks attached to skin and report immediately. Ask for removal instructions.</li><li>• Shower after work and check whole body for ticks. Put clothing in dryer on hi heat for 10 min.</li><li>• After a bite be aware of any rash (bulls' eye), fever, chills. Report immediately.</li></ul>	
	Airborne dust exposure	<ul style="list-style-type: none"><li>• OSC will use wet methods when activities occur to prevent airborne dust from being generated or when visible dust has been generated. If dust become visible, workers will notify the supervisor.</li><li>• Workers will work-up wind whenever intrusive activities occur to minimize exposure (body or inhalation) to airborne dust.</li><li>• Workers are to follow good hygiene procedures to prevent skin exposure and to prevent incidental ingestion of any contaminated materials.</li></ul>	
	Ingestion exposure	<ul style="list-style-type: none"><li>• Wear barrier gloves (nitrile or latex) when working with contaminated soil, hardware, equipment, or water.</li><li>• Replace torn or damaged gloves immediately. Use proper technique when removing contaminated gloves</li><li>• Always wash face and hands before eating, drinking or touching the mouth area.</li></ul>	
	Medical emergencies	<ul style="list-style-type: none"><li>• Maintain at least one person on each shift who has first aid, cardiopulmonary resuscitation and bloodborne pathogens training.</li><li>• Ensure radio or phone communications capabilities area available to summon emergency response or report spills/ releases.</li><li>• Ensure all personnel are familiar with emergency procedures and egress routes.</li><li>• For emergency call 911</li></ul>	



## ACTIVITY HAZARD ANALYSIS (AHA)

**Special Notes and Instructions:** This AHA shall be reviewed by all project employees prior to commencing work and as warranted by; AHA revisions, safe work observations and improvement measures. All employees have the authority to stop work for safety concerns.

### AHA Review and Training Acknowledgement:

Employees print name, sign and date in spaces provided below.

PRINT NAME	SIGNATURE	DATE

# ACTIVITY HAZARD ANALYSIS (AHA)

## Grading & Compacting

**Activity:** Grading & Compacting

**Date:** October 2019  
**Revision:**

PREREQUISITES		
EQUIPMENT & TOOLS TO BE USED	INSPECTION REQUIREMENTS	TRAINING & PERMIT REQUIREMENTS
Off-road truck Dozer Water truck Excavator PPE: per HASP	Daily heavy equipment inspection prior to operation. Complete and turn in OSC inspection form to site safety or superintendent. Deficiencies must be corrected prior to operation.  Inspect all PPE equipment and extinguishers prior to operation/work.	Employee must be trained in proper use of powered equipment per MFG guidelines, OSC authorized & competent, and meet HASP training requirements.
ACTIVITY	POTENTIAL HAZARD	PROTECTIVE METHODS AND CONTROLS
Inspecting equipment	<ul style="list-style-type: none"> <li>Pinch point</li> <li>Fall</li> <li>Eye exposure</li> <li>Animal bite</li> </ul>	<ul style="list-style-type: none"> <li>Level D PPE including gloves, hard hat, safety glasses with side shields</li> <li>Maintain 3-points of contact. Use ladder if necessary</li> <li>Make noise and strike machine before putting hands in tight spaces</li> <li>Lubrication &amp; fuel use per products SDS</li> </ul>



## ACTIVITY HAZARD ANALYSIS (AHA)

Grading & Compacting

ACTIVITY	POTENTIAL HAZARD	PROTECTIVE METHODS AND CONTROLS
Compacting/grading	<ul style="list-style-type: none"><li>• Line strike</li><li>• Struck by/crush</li><li>• Pinch</li><li>• Fall</li><li>• Inhaling dust</li><li>• Collision</li></ul>	<ul style="list-style-type: none"><li>• Do not break ground until buried lines have been identified and verified by owner/operator</li><li>• Stay clear of operating machines and make eye contact with operator when entering line-of-fire</li><li>• Watch hand placement</li><li>• Use three points of contact</li><li>• Alert superintendent/safety if dust becomes excessive</li><li>• Spot for trucks &amp; machines when blind spots are present. Use high vis-vest</li><li>• Use caution on slopes, do not allow trucks to dump on unlevel ground, use spotter while grading when necessary</li></ul>
Dust suppression using water truck	<ul style="list-style-type: none"><li>• Propelled debris</li><li>• Splashing</li><li>• Roll over</li><li>• Slips</li><li>• Rolling truck</li></ul>	<ul style="list-style-type: none"><li>• Watch for people on foot. They have the right of way.</li><li>• Don't spray people or vehicles</li><li>• Use low speed</li><li>• Use caution when walking on wet muddy surfaces,</li><li>• Walk area before driving into high grass or when surface isn't visible</li><li>• Remove key from truck while filling and chock wheels</li></ul>

**Special Notes and Instructions:** This AHA shall be reviewed by all project employees prior to commencing work and as warranted by; AHA revisions, safe work observations and improvement measures. All employees have the authority to stop work for safety concerns.



**ACTIVITY HAZARD ANALYSIS (AHA)**  
Grading & Compacting

**AHA Review and Training Acknowledgement:**

Employees print name, sign and date in spaces provided below.

PRINT NAME	SIGNATURE	DATE



**ACTIVITY HAZARD ANALYSIS**  
Sediment Control

**ACTIVITY:** Sediment control  
**PROJECT:** Tonawanda Coke

**Date:** October 2019  
**Revision:** 0

**WORK PLAN SUMMARY:** Trench, install, and back fill silt fence, install filter sock, put in stakes

PREREQUISITES		
EQUIPMENT TOOLS TO BE USED	INSPECTION REQUIREMENTS	TRAINING REQUIREMENTS
Ditchwitch trencher Mini excavator Hand tools Skid steer Mapping	OSC pre-use inspection OSC pre-use inspection Visual inspection OSC pre-use inspection	OSC designated competency OSC designated competency  OSC designated competency





**ACTIVITY HAZARD ANALYSIS**  
Sediment Control

ACTIVITY/STEP	POTENTIAL HAZARD	PROTECTIVE AND CONTROL MEASURES
Haul material to specific location on site with skid steer	<ul style="list-style-type: none"> <li>• Pinch points</li> <li>• Struck by / Line of Fire</li> <li>• Slips trips and falls</li> <li>• Loss of elevated load / Rollover</li> <li>• Injury due to lack of training</li> <li>• Equipment noise</li> <li>• Equipment fires</li> <li>• Blind spot injuries</li> <li>• Struck by from excavator</li> <li>• Swing radius</li> <li>• Inclement weather</li> </ul>	<ul style="list-style-type: none"> <li>• Communication between Ground crew and equipment operator</li> <li>• Body placement / know your surroundings / Eye Contact with operator - bucket or blade is locked out and secured.</li> <li>• Seatbelts to be used to manufacturers specifications at all time. No cell phone use or texting at any time while operating equipment.</li> <li>• 3 points of contact to enter - exit equipment</li> <li>• Maintain lowest possible lift prior to travel</li> <li>• OSC operators to be certified / evaluated prior to equipment operation – Certs will be submitted to Honeywell / Jacobs</li> <li>• Hearing protection will be worn by operators in open cab equipment or when doors and windows are propped in the open position</li> <li>• Fire Extinguishers to be equipped and certified in all equipment with monthly Inspections. Additional ABC 20 lb. fire Extinguisher shall be placed near the work area. Monthly inspections to be completed and reviewed</li> <li>• Eye contact and communication with equipment operator and utilize equipment spotter when necessary. Functional backup alert system on all equipment required</li> <li>• Manage non-essential / untrained personnel from entering the swing radius of any moving equipment</li> <li>• Refer to AHA General</li> </ul>



## ACTIVITY HAZARD ANALYSIS

### Sediment Control

ACTIVITY/STEP	POTENTIAL HAZARD	PROTECTIVE AND CONTROL MEASURES
Trenching, digging, hand clearing surfaces for silt fence	<ul style="list-style-type: none"> <li>Buried utilities</li> <li>Equipment failure</li> <li>Property damage</li> <li>Obstacles</li> <li>Subsurface structures, findings</li> <li>Line of fire</li> <li>Swing radius</li> <li>Uneven terrain</li> <li>Trip hazards</li> <li>Open trench</li> <li>Pedestrians</li> <li>Communication</li> </ul>	<ul style="list-style-type: none"> <li>ALL PARTIES MUST REVIEW AND UNDERSTAND UTILITY MARK OUT REPORT BEFORE ANY SUBSURFACE WORK BEGANS</li> <li>Daily Inspection performed before use – while in operation operators will monitor, gauges, and look for indications of failure to hydraulic hoses and guards</li> <li>Stay clear of all heavy equipment in your work area. If you can relocate do so, until work is complete</li> <li>Use spotters when the operator's visibility is impaired, or equipment is approaching congested areas or blind corners. As needed.</li> <li>Review the Blood hound utility information – if the trencher or mini E</li> <li>Keep clear of moving parts on equipment stay clear of chance of flying debris or line of fire</li> <li>Do not stand directly in front of the trencher or either side follow all operating</li> <li>If the chain needs to be cleaned with a shovel shut off the trencher and lock it out</li> <li>Keep 20 ft away from any part of the equipment</li> <li>Plan your path, make sure you have proper footing before carrying or walking in uncleared areas</li> <li>Pick up your feet walk with purpose, remove any trip hazards needed to be safe</li> <li>Secure your work area with a delineated barrier or spotter to keep unauthorized personnel out</li> <li>Personnel not covered under the AHA are not permitted in the work area</li> <li>Use your radios, keep everyone aware of upcoming hazards you have prepared for during your task.</li> </ul>
Installing silt fence	<ul style="list-style-type: none"> <li>Splinters</li> <li>Pinch points</li> <li>Sprains and strains</li> <li>Ergonomics</li> <li>Trip hazards</li> <li>punctures</li> <li>Tight/remote areas</li> <li>Damaged materials</li> <li>Biologicals</li> </ul>	<ul style="list-style-type: none"> <li>Wear leather gloves while handling wooden stakes</li> <li>Watch hand placement when swinging hammer to post</li> <li>Position yourself correctly with firm grip on hammer</li> <li>Keep feet planted firmly use fabric to hold stake in place</li> <li>Again, plan your path keep footing clear while carrying materials or tools</li> <li>Stakes have pointed edges keep them away from your body and keep points to the ground</li> <li>Give yourself as much space as possible when swinging hammer if area is congested take small swings with the hammer</li> <li>Weathered or rotten stakes may be in your bundle please keep an eye out for them replace when needed or discard bundle and notify supervisor immediately</li> </ul>



## ACTIVITY HAZARD ANALYSIS

### Sediment Control

ACTIVITY/STEP	POTENTIAL HAZARD	PROTECTIVE AND CONTROL MEASURES
Backfilling trench line/burying silt fabric	<ul style="list-style-type: none"><li>• Incorrect install</li><li>• Sprains and strains</li><li>• Dehydration</li><li>• Trips and falls</li><li>• House keeping</li></ul>	<ul style="list-style-type: none"><li>• Make sure the silt fence stakes are installed correctly, water flow goes against the fabric then stakes are driven behind</li><li>• Proper ergonomics when shoveling fill material back into trench, use equipment properly and when possible let the machine do the work</li><li>• Take breaks make sure you stay hydrated, watch out for your fellow man ask when the last time was you had a water.</li><li>• Keep all tools and equipment clear and free of debris, your work area must be clutter free as well. Housekeeping is a must with all task</li></ul>
Refueling Equipment	<ul style="list-style-type: none"><li>• Ignition source</li><li>• Fire</li><li>• Leaks due to faulty container</li><li>• Slips, Trips, Falls</li><li>• Spills</li></ul>	<ul style="list-style-type: none"><li>• Shutdown equipment during refueling.</li><li>• Allow equipment to cool down before refueling.</li><li>• Refuel from OSHA-compliant portable fuel container.</li><li>• Personnel performing the refueling operation will exercise caution to avoid spillage.</li><li>• Spill kits will be kept near the refueling operations.</li><li>• Prior to fueling, personnel shall bond the heavy equipment to fueling equipment.</li><li>• A minimum 10 lb. (minimum) fire extinguisher will be located in the immediate area during refueling</li><li>• Spill kit</li></ul>



**ACTIVITY HAZARD ANALYSIS**  
Sediment Control

**SPECIAL NOTES AND INSTRUCTIONS:** This AHA shall be reviewed by all project employees prior to commencing work and as warranted by; AHA revisions, safe work observations and improvement measures. All employees have authority to stop work for safety concerns.

**AHA REVIEW AND TRAINING ACKNOWLEDGEMENT**

DATE	NAME	SIGNATURE

**Activity: Soil/debris loadout****Project: Tonawanda Coke****Date: October 2019****Revision:****Work Plan Summary: Load soil material into trucks for off-site disposal**

PREREQUISITES		
EQUIPMENT TO BE USED/SITE ENTRY	INSPECTION REQUIREMENTS	TRAINING REQUIREMENTS
Excavators equipped with bucket	All equipment shall be inspected before use per manufacturer's specification. Inspections shall be documented and maintained on site.	Any equipment operator must be OSC certified competent for each specific class of equipment.
Over-the-road haul trucks (subcontractor). Trucks to be equipped with ground level tarping system and pre-lined	Trucks shall be inspected before leaving site for loose material that may become dislodged off site.	Each driver upon initial site entry shall be instructed on safety requirements, signals, and traffic controls
PPE: Hard hat, high visibility clothing, safety glasses w/side shield, safety shoes with boot covers or rubber over boots in wet conditions, gloves, hearing protection.	PPE shall be inspected daily.	PPE basic training



## ACTIVITY HAZARD ANALYSIS (AHA)

ACTIVITY	POTENTIAL HAZARD	PROTECTIVE METHODS AND CONTROLS
Truck arrives on-site and goes through bed lining inspection	Collision with object Collision with pedestrian Driver distraction/injury Liner not installed properly Fall	<ul style="list-style-type: none"><li>• Site shall be laid out in advance for truck maneuvering and traffic controls</li><li>• All site personnel shall have hi-visibility clothing</li><li>• Driver shall be instructed on site rules; remain in truck except designated area, PPE, signals</li><li>• OSC to inspect bed for proper liner installation</li><li>• Maintain 3-points of contact on ladder during inspection</li></ul>
Truck loading	Collision with object Material spill	<ul style="list-style-type: none"><li>• Spotter to direct truck as needed (i.e., blind spot, tight maneuvering/quarters)</li><li>• Excavator operator to signal truck for correct position and when load is completed</li></ul>
Truck tarping	Fall Struck by	<ul style="list-style-type: none"><li>• Only ground-level tarp system to be used. Driver to maintain 3-points of contact entering &amp; exiting cab.</li><li>• Tarping and pre-departure inspection only to be done in designated area</li><li>• </li></ul>
		<ul style="list-style-type: none"><li>• </li></ul>

**Special Notes and Instructions:** This AHA shall be reviewed by all project employees prior to commencing work and as warranted by; AHA revisions, safe work observations and improvement measures. All employees have the authority to stop work for safety concerns.



## ACTIVITY HAZARD ANALYSIS (AHA)

### AHA Review and Training Acknowledgement:

Employees print name, sign and date in spaces provided below.

PRINT NAME	SIGNATURE	DATE

## ATTACHMENT III: Safety Data Sheets





# Safety Data Sheet (SDS)

Date Prepared/Revised: 1/6/2015 Version no.: 02 Supersedes: (9/11/2014)

## 1. Identification of the Mixture and of the Company

Product identifier: **Aervoe Construction Marking Paint - Aerosol**

Product name: **Construction Marking Paint**

Fluorescent Colors	Non-Fluorescent Colors	16 oz. I.A.C.
246 Red	251 Black	261 Red
247 Orange	252 Yellow	262 Yellow
248 Green	254 Blue	263 Blue
249 Pink	255 White	265 Orange
250 Blue	256 Red	267 White
253 Yellow	257 Orange	270 Fluorescent Red
283 Red-Orange	258 Hi Vis Yellow	272 Fluorescent Orange
	259 Green	274 Fluorescent Green
	260 Purple	275 Fluorescent Red/Orange
		279 Fluorescent Pink

Relevant identified uses of the substance: Designed to adhere to most surfaces, including pavement, gravel, and soil.

Uses advised against: Do not apply if surface is wet, or if rain is imminent within 4 hours of application.

CAS No:	<b>Not Applicable (mixture)</b>
EC No:	<b>Not Applicable (mixture)</b>
Index No:	<b>Not Applicable (mixture)</b>
Manufacturer/Supplier:	<b>Aervoe Industries Incorporated</b>
Street address/P.O. Box:	<b>1100 Mark Circle</b>
Country ID/Postcode/Place:	<b>Gardnerville, Nevada 89410</b>
Telephone number:	<b>001 (0) 1-775-782-0100</b>
e-mail:	<b>mailbox@aervoe.com</b>
National contact:	<b>Aervoe Industries Incorporated</b>
For Product Information:	<b>001 (0) 1-800-227-0196</b>
Emergency telephone number:	<b>001 (0) 1-800-424-9300 (CHEMTREC – 24 hrs)</b>
	<b>English Language Service</b>

## 2. Hazards identification

### Classifications

Physical Hazards:           Aerosol - Category 1  
                                  Flam. Gas. 1  
                                  Press. Gas  
                                  Flam. Liq. 2

Health Hazards:           Car 1B  
                                  Muta 1B  
                                  Asp Tox. 1



# Safety Data Sheet (SDS)

Date Prepared/Revised: 1/6/2015 Version no.: 02 Supersedes: (9/11/2014)

Eye Irrit. - 2  
Rep. 2  
Skin. Irr. 2  
STOT SE3

Environmental Hazards: Aquatic Chronic 2

## Labeling

Signal Word: Danger

Hazard Statements: H220 – Extremely flammable gas  
H222 – Extremely flammable aerosol  
H225 – Highly flammable liquid and vapour.  
H229 - Pressurized container: may burst if heated  
H304 – May be fatal if swallowed and enters airways.  
H315 – Causes skin irritation.  
H319 – Causes serious eye irritation.  
H336 – May cause drowsiness or dizziness.  
H340 – May cause genetic defects  
H350 – May cause cancer  
H361 – Suspected of damaging fertility or the unborn child .  
H373 – May cause damage to organs through prolonged or repeated exposure  
H411 - Toxic to aquatic life with long lasting effects

Precautionary Statements: P101 - If medical advice is needed, have product container or label at hand  
P102 - Keep out of reach of children  
P103 - Read label before use  
P210 - Keep away from heat/sparks/open flames/hot surfaces - no smoking  
P211 - Do not spray on an open flame or other ignition source  
P251 - Pressurized container: Do not pierce or burn, even after use  
P261 - Avoid breathing dust/fume/gas/mist/vapours/spray  
P262 - Do not get in eyes, on skin, or on clothing  
P264 - Wash ... thoroughly after handling  
P280 - Wear protective gloves/eye protection/face protection  
  
P303+P361+P353 - If on skin or hair, remove/takeoff immediately all contaminated clothing. Rinse skin with water/shower.  
P410+P412 - Protect from sunlight. Do not expose to temperatures exceeding 50°C/122°F  
P501 - Dispose of contents/container in accordance with local/regional/national/international regulation



# Safety Data Sheet (SDS)

Date Prepared/Revised: 1/6/2015 Version no.: 02 Supersedes: (9/11/2014)



Symbols/Pictograms:

## 3. Composition / Information on Ingredients

### Composition

Chemical	Synonyms	CAS Number	EINECS Number	Weight Percent	Hazard Category	H-Code
Hydrocarbon Propellant	LPG	68476-86-8	270-705-8	10-30%	Press. Gas Flam. Gas 1 Carc. 1B Muta. 1B	H220 H350 H340
Hexane	n-Hexane	110-54-3	203-777-6	5-10%	Flam. Liq. 2 Repr. 2 Asp. Tox. 1 STOT RE 2 * Skin Irrit. 2 STOT SE 3 Aquatic Chronic 2	H225 H361f *** H304 H373 ** H315 H336 H411
Aliphatic Petroleum Distillates	Solvent Naphtha	64742-89-8	265-192-2	5-10%	Carc. 1B Muta. 1B Asp. Tox. 1	H350 H340 H304
Aliphatic Petroleum Distillates	Solvent Naphtha	64742-88-7	265-191-7	1-5%	Asp. Tox. 1	H304
Aliphatic Petroleum Distillates	Solvent Naphtha	8032-32-4	232-453-7	1-5%	Carc. 1B Muta. 1B Asp. Tox. 1	H350 H340 H304
Non-fluorescent colors also contain:						
Acetone	Propanone	67-64-1	200-662-2	1-5%	Flam. Liq. 2 Eye Irrit. 2 STOT SE 3	H225, H319, H336



# Safety Data Sheet (SDS)

Date Prepared/Revised: 1/6/2015 Version no.: 02 Supersedes: (9/11/2014)

## Other Product Information

Chemical Identity: Mixture

### 4.) First Aid Measures

<b>General Advice:</b>	If symptoms persist, always call a doctor.
<b>Inhalation First Aid:</b>	Remove victim to fresh air and provide oxygen if breathing is difficult. If not breathing, give artificial respiration, preferably mouth to mouth. Get medical attention immediately.
<b>Skin Contact First Aid:</b>	Wash with soap and water. Remove contaminated clothing and shoes. Get medical attention immediately. Wash clothing before reuse.
<b>Eye Contact First Aid:</b>	If contact with eyes, immediately flush eyes with plenty of water for at least 15 minutes, while holding eyelids open. Get medical attention immediately.
<b>Ingestion First Aid:</b>	If swallowed, wash out mouth with water provided the person is conscious. Do not induce vomiting. Never give anything by mouth to an unconscious person. Get medical attention immediately.
<b>Most Important Symptoms/Effects:</b>	Exposure may cause slight irritation to the skin, eyes, and respiratory tract. Excessive exposure may cause central nervous system effects.

### 5. Fire Fighting Measures

Flammable Properties:	Aerosol
Auto Ignition Temperature:	Not Available
Suitable extinguishing media:	Carbon dioxide, dry chemical, water spray.
Unsuitable extinguishing media:	None known
Special hazards arising from the substance or mixture:	None known
Hazardous combustion products:	Carbon dioxide, Carbon monoxide
Fire & Explosion Hazards:	Closed Containers may rupture due to the buildup of pressure from extreme temperatures.
Precautions for fire-fighters:	Use water spray to cool containers exposed to heat or fire to prevent pressure build up. In the event of a fire, wear full protective clothing and NIOSH- approved self-contained breathing apparatus with full face piece operated in the pressure demand or other positive pressure mode.

### 6. Accidental Release Measures

#### PERSONAL PRECAUTIONARY MEASURES:



# Safety Data Sheet (SDS)

Date Prepared/Revised: 1/6/2015 Version no.: 02 Supersedes: (9/11/2014)

- 1) Follow personal protective equipment recommendations found in section 8.
- 2) Maintain adequate ventilation.

## SPILL CLEAN-UP PROCEDURES:

- 1.) Evacuate unprotected personnel from the area.
- 2.) Remove sources of ignition if safe to do so.
- 3.) Pickup spilled materials using non-sparking tools and place in an appropriate container for disposal.
- 4.) Contain spill to prevent material from entering sewage or ground water systems.
- 5.) Always dispose of waste materials in accordance with all EU, National and Local Regulations.

## 7. Handling and Storage

### Handling:

Flammable Aerosol, use in a well ventilated area.  
Do not use near sources of ignition.  
Do not to eat, drink and smoke while working with this material.  
Wash hands after use.

### Conditions for safe storage, including any incompatibilities:

Store out of direct sunlight.  
Storage Temperature: 32° to 120°F (0° to 49°C).  
No known incompatibilities.

## 8. Exposure Controls / Personal Protection

### Appropriate engineering controls:

Ensure adequate ventilation. A system of local and/or general exhaust is recommended to keep employee exposures below the Airborne Exposure Limits.  
Keep away from sources of ignition.  
Take precautionary measures against static discharge.

### Personal Protection:

Eye & face protection devices such as safety glasses, safety goggles or face shield are recommended.

### Skin protection

Wear the appropriate protective clothing, including boots, gloves, lab coat, apron or coveralls, as appropriate, to prevent skin contact.

### Respiratory protection:

Use only in an adequately ventilated area. For unknown vapor concentrations use a positive-pressure, pressure-demand, self-contained breathing apparatus (SCBA).

Hazardous Ingredient	CAS Number	ACGIH TLV (TWA)	ACGIH TLV (STEL)	OSHA PEL (TWA)	OSHA PEL (STEL)



# Safety Data Sheet (SDS)

Date Prepared/Revised: 1/6/2015 Version no.: 02 Supersedes: (9/11/2014)

Aliphatic Petroleum Distillates	64742-88-7	N/AV	N/AV	N/AV	N/AV
Aliphatic Petroleum Distillates	64742-89-8	N/AV	N/AV	N/AV	N/AV
Hydrocarbon Propellant	68476-86-8	N/AV	N/AV	N/AV	N/AV
Aliphatic Petroleum Distillates	8032-32-4	200ppm	300ppm	200ppm	N/AV
Hexane	110-54-3	50ppm	N/AV	500ppm	N/AV
Acetone	67-64-1	500ppm	750ppm	1000ppm	N/AV

**\*Values are based on the 2014 Guide to Occupational Exposure Values by ACGIH**

## 9. Information on Basic Physical and Chemical Properties

Appearance: Color varies by product.	Odor: Hydrocarbon Odor
Odor Threshold: N/AV	pH: Not Applicable (solvent Base)
Melting Point: N/AV	Freezing Point: N/AV
Initial Boiling Point: N/AV	Boiling Point Range: N/AV
Flash Point: <0° F (-18° C)	Evaporation Rate: Faster than n-Butyl Acetate
Flammability Solid/Gas: Flammable gas	LEL: 0.9% UEL: 13%
Vapor Pressure: N/AV	Vapor Density: Heavier Than Air
Relative Density: N/AV	Solubility: Negligible
Partition Coefficient: n-octanol/ water: N/AV	Auto-ignition Temperature: N/AV
Decomposition Temperature: N/AV	Viscosity: N/AV
Explosive Properties: N/AV	Oxidizing Properties: N/AV

## 10. Stability & Reactivity

Possibility of hazardous reactions: Hazardous polymerization will not occur under normal conditions

Chemical stability: Stable under normal conditions

Conditions to avoid: Heat and ignition sources

Incompatible materials: Strong Oxidizing Agents

Hazardous decomposition products: Will not occur

## 11. Toxicological Information

Reports have associated repeated and prolonged overexposure to solvents with permanent brain and nervous system damage. Repeated overexposure can also damage kidneys, lungs, liver, heart and blood

Routes of exposure: Eyes, skin, ingestion, and/or inhalation

Acute toxicological data:

(Acetone) Acute oral LD50: 5800mg/kg(rat)



# Safety Data Sheet (SDS)

Date Prepared/Revised: 1/6/2015 Version no.: 02 Supersedes: (9/11/2014)

Eye irritation data:	(Acetone) LC50: 21000 ppm / 8 hr (rat) (Hexane) LD50: 2870 mg/kg (Rat-Oral) N/AV
Skin irritation/sensitization/absorption data:	N/AV
Reproductive toxicity data:	N/AV
Mutagenicity data:	Muta 1B
Symptoms associated with physical contact:	N/AV
Acute/chronic effects from short/long term exposure:	Irritating to skin. Prolonged/repeated contact may cause defatting of the skin which can lead to dermatitis. Not expected to be a skin sensitizer.
Known reportable carcinogens via the following agencies:	
NTP:	N/AV
IARC:	IARC3:Classification not possible from current data
OSHA:	TLV-A4

\* Petroleum distillates may contain chemical carcinogens in limited quantities (< 0.01%). These quantities are determined by the supplier/fraction/purity of the distillate during the manufacturing process. Chemicals that may be present within distillates are listed on California's prop 65 list such as ETHYLBENZENE, BENZENE, and TOLUENE.

## 12. Ecological Information

Ecotoxicity: **No Data Available**  
Persistence and degradability: **No Data Available**  
Bioaccumulative potential: **No Data Available**  
Mobility in soil: **No Data Available**  
Results of PBT and vPvB assessment: **No Data Available**  
Other adverse effects: **No Data Available**

## 13. Disposal Considerations

**Waste Disposal:** Dispose of material in accordance with EU, national and local requirements. For proper disposal of used material, an assessment must be completed to determine the proper and permissible waste management options permitted under applicable rules, regulations and/or



# Safety Data Sheet (SDS)

Date Prepared/Revised: 1/6/2015 Version no.: 02 Supersedes: (9/11/2014)

laws governing your location.

**Product / Packaging disposal:** Dispose of packaging in accordance with federal, state and local requirements, regulations and/or laws governing your location.

## 14. Transportation Information

### US DOT

UN Number	Proper Shipping Name	Hazard Class	Packing Group	Marine Pollutant	Special Provisions
UN1950	Aerosols	2.1	Not Applicable	Not Applicable	Reference 49 CFR 172.101

### IMDG

UN Number	Proper Shipping Name	Hazard Class	Packing Group	Marine Pollutant	Special Provisions
UN1950	Aerosols	2.1	Not Applicable	Not Applicable	Reference IMDG code part 3

### IATA:

UN Number	Proper Shipping Name	Hazard Class	Packing Group	Marine Pollutant	Special Provisions
UN1950	Aerosols, Flammable	2.1	Not Applicable	Not Applicable	Reference IATA Dangerous Goods Regulation

## 15. Regulatory Information

### Workplace classification:

This product is considered hazardous under the OSHA Hazard Communication Standard (29 CFR 1910.1200). The Occupational Safety and Health Administration's interpretation of the product's hazard to workers.

### SARA Title 3:

Section 311/312 Categorizations (40 CFR 372): This product is a hazardous chemical under 29 CFR 1910.1200, and is categorized as an immediate and delayed health, and flammability physical hazard. Superfund Amendment and Reauthorization Act (SARA) category. SARA requires reporting any spill of any hazardous substance.

**TSCA status:** All chemicals in this product are listed, or are exempt from listing, on the TSCA Inventory.

**WHMIS:** This product has been classified in accordance with the hazard criteria of the Controlled Products Regulations (CPR) and the (M)SDS contains all of the information required by the CPR.

**PROP 65 (CA):** WARNING: This product may contain chemicals known to the state of California to cause cancer, birth defects or other reproductive harm.

## 16. Other Information





# Safety Data Sheet (SDS)

---

Date Prepared/Revised: 1/6/2015    Version no.: 02    Supersedes: (9/11/2014)

This SDS has been completed in accordance with GHS Rev04 (2011): U.S OSHA, CMA, ANSI, Canadian WHMIS standards, and European Directives.

Date of Preparation/Revision: 1-6-2015

Supersedes: (9/11/2014)

To the best of our knowledge, the information contained herein is believed to be accurate. However, the above data does not imply any guarantee or warranty of any kind, expressed or implied. The final determination of the suitability of any material is the sole responsibility of the user. All materials made present un-known hazards and should be used with caution. Although certain hazards are described herein, we cannot guarantee these are the only hazards existing.



# Safety Data Sheet

**Material Name: Diesel Fuel, All Types**

**SDS No. 9909**  
US GHS

**Synonyms:** Ultra Low Sulfur Diesel; Low Sulfur Diesel; No. 2 Diesel; Motor Vehicle Diesel Fuel; Non-Road Diesel Fuel; Locomotive/Marine Diesel Fuel

## \*\*\* Section 1 - Product and Company Identification \*\*\*

### Manufacturer Information

Hess Corporation  
1 Hess Plaza  
Woodbridge, NJ 07095-0961

Phone: 732-750-6000 Corporate EHS  
Emergency # 800-424-9300 CHEMTREC  
[www.hess.com](http://www.hess.com) (Environment, Health, Safety Internet Website)

## \*\*\* Section 2 - Hazards Identification \*\*\*

### GHS Classification:

Flammable Liquids - Category 3  
Skin Corrosion/Irritation – Category 2  
Germ Cell Mutagenicity – Category 2  
Carcinogenicity - Category 2  
Specific Target Organ Toxicity (Single Exposure) - Category 3 (respiratory irritation, narcosis)  
Aspiration Hazard – Category 1  
Hazardous to the Aquatic Environment, Acute Hazard – Category 3

### GHS LABEL ELEMENTS

#### Symbol(s)



#### Signal Word

DANGER

#### Hazard Statements

Flammable liquid and vapor.  
Causes skin irritation.  
Suspected of causing genetic defects.  
Suspected of causing cancer.  
May cause respiratory irritation.  
May cause drowsiness or dizziness.  
May be fatal if swallowed and enters airways.  
Harmful to aquatic life.

#### Precautionary Statements

##### Prevention

Keep away from heat/sparks/open flames/hot surfaces. No smoking  
Keep container tightly closed.  
Ground/bond container and receiving equipment.

# Safety Data Sheet

**Material Name: Diesel Fuel, All Types**

**SDS No. 9909**

Use explosion-proof electrical/ventilating/lighting/equipment.  
Use only non-sparking tools.  
Take precautionary measures against static discharge.  
Wear protective gloves/protective clothing/eye protection/face protection.  
Wash hands and forearms thoroughly after handling.  
Obtain special instructions before use.  
Do not handle until all safety precautions have been read and understood.  
Avoid breathing fume/mist/vapours/spray.

## Response

In case of fire: Use water spray, fog or foam to extinguish.  
IF ON SKIN (or hair): Wash with plenty of soap and water. Remove/Take off immediately all contaminated clothing and wash it before reuse. If skin irritation occurs: Get medical advice/attention.  
IF INHALED: Remove person to fresh air and keep comfortable for breathing. Call a poison center/doctor if you feel unwell.  
If swallowed: Immediately call a poison center or doctor. Do NOT induce vomiting.  
IF exposed or concerned: Get medical advice/attention.

## Storage

Store in a well-ventilated place. Keep cool.  
Keep container tightly closed.  
Store locked up.

## Disposal

Dispose of contents/container in accordance with local/regional/national/international regulations.

## \* \* \* Section 3 - Composition / Information on Ingredients \* \* \*

CAS #	Component	Percent
68476-34-6	Fuels, diesel, no. 2	100
91-20-3	Naphthalene	<0.1

A complex mixture of hydrocarbons with carbon numbers in the range C9 and higher.

## \* \* \* Section 4 - First Aid Measures \* \* \*

### First Aid: Eyes

In case of contact with eyes, immediately flush with clean, low-pressure water for at least 15 min. Hold eyelids open to ensure adequate flushing. Seek medical attention.

### First Aid: Skin

Remove contaminated clothing. Wash contaminated areas thoroughly with soap and water or with waterless hand cleanser. Obtain medical attention if irritation or redness develops. Thermal burns require immediate medical attention depending on the severity and the area of the body burned.

### First Aid: Ingestion

DO NOT INDUCE VOMITING. Do not give liquids. Obtain immediate medical attention. If spontaneous vomiting occurs, lean victim forward to reduce the risk of aspiration. Monitor for breathing difficulties. Small amounts of material which enter the mouth should be rinsed out until the taste is dissipated.

# Safety Data Sheet

**Material Name:** Diesel Fuel, All Types

**SDS No.** 9909

## First Aid: Inhalation

Remove person to fresh air. If person is not breathing, provide artificial respiration. If necessary, provide additional oxygen once breathing is restored if trained to do so. Seek medical attention immediately.

## \* \* \* Section 5 - Fire Fighting Measures \* \* \*

### General Fire Hazards

See Section 9 for Flammability Properties.

Vapors may be ignited rapidly when exposed to heat, spark, open flame or other source of ignition. When mixed with air and exposed to an ignition source, flammable vapors can burn in the open or explode in confined spaces. Being heavier than air, vapors may travel long distances to an ignition source and flash back. Runoff to sewer may cause fire or explosion hazard.

### Hazardous Combustion Products

Carbon monoxide, carbon dioxide and non-combusted hydrocarbons (smoke).

### Extinguishing Media

SMALL FIRES: Any extinguisher suitable for Class B fires, dry chemical, CO<sub>2</sub>, water spray, fire fighting foam, and other gaseous agents.

LARGE FIRES: Water spray, fog or fire fighting foam. Water may be ineffective for fighting the fire, but may be used to cool fire-exposed containers.

### Unsuitable Extinguishing Media

None

### Fire Fighting Equipment/Instructions

Small fires in the incipient (beginning) stage may typically be extinguished using handheld portable fire extinguishers and other fire fighting equipment. Firefighting activities that may result in potential exposure to high heat, smoke or toxic by-products of combustion should require NIOSH/MSHA- approved pressure-demand self-contained breathing apparatus with full facepiece and full protective clothing. Isolate area around container involved in fire. Cool tanks, shells, and containers exposed to fire and excessive heat with water. For massive fires the use of unmanned hose holders or monitor nozzles may be advantageous to further minimize personnel exposure. Major fires may require withdrawal, allowing the tank to burn. Large storage tank fires typically require specially trained personnel and equipment to extinguish the fire, often including the need for properly applied fire fighting foam.

## \* \* \* Section 6 - Accidental Release Measures \* \* \*

### Recovery and Neutralization

Carefully contain and stop the source of the spill, if safe to do so.

### Materials and Methods for Clean-Up

Take up with sand or other oil absorbing materials. Carefully shovel, scoop or sweep up into a waste container for reclamation or disposal. Caution, flammable vapors may accumulate in closed containers.

### Emergency Measures

Evacuate nonessential personnel and remove or secure all ignition sources. Consider wind direction; stay upwind and uphill, if possible. Evaluate the direction of product travel, diking, sewers, etc. to confirm spill areas. Spills may infiltrate subsurface soil and groundwater; professional assistance may be necessary to determine the extent of subsurface impact.

# Safety Data Sheet

Material Name: Diesel Fuel, All Types

SDS No. 9909

## Personal Precautions and Protective Equipment

Response and clean-up crews must be properly trained and must utilize proper protective equipment (see Section 8).

## Environmental Precautions

Protect bodies of water by diking, absorbents, or absorbent boom, if possible. Do not flush down sewer or drainage systems, unless system is designed and permitted to handle such material. The use of fire fighting foam may be useful in certain situations to reduce vapors. The proper use of water spray may effectively disperse product vapors or the liquid itself, preventing contact with ignition sources or areas/equipment that require protection.

## Prevention of Secondary Hazards

None

## \*\*\* Section 7 - Handling and Storage \*\*\*

### Handling Procedures

Handle as a combustible liquid. Keep away from heat, sparks, excessive temperatures and open flame! No smoking or open flame in storage, use or handling areas. Bond and ground containers during product transfer to reduce the possibility of static-initiated fire or explosion.

Special slow load procedures for "switch loading" must be followed to avoid the static ignition hazard that can exist when higher flash point material (such as fuel oil) is loaded into tanks previously containing low flash point products (such as this product) - see API Publication 2003, "Protection Against Ignitions Arising Out Of Static, Lightning and Stray Currents."

### Storage Procedures

Keep away from flame, sparks, excessive temperatures and open flame. Use approved vented containers. Keep containers closed and clearly labeled. Empty product containers or vessels may contain explosive vapors. Do not pressurize, cut, heat, weld or expose such containers to sources of ignition.

Store in a well-ventilated area. This storage area should comply with NFPA 30 "Flammable and Combustible Liquid Code". Avoid storage near incompatible materials. The cleaning of tanks previously containing this product should follow API Recommended Practice (RP) 2013 "Cleaning Mobile Tanks In Flammable and Combustible Liquid Service" and API RP 2015 "Cleaning Petroleum Storage Tanks."

### Incompatibilities

Keep away from strong oxidizers.

## \*\*\* Section 8 - Exposure Controls / Personal Protection \*\*\*

### Component Exposure Limits

#### Fuels, diesel, no. 2 (68476-34-6)

ACGIH: 100 mg/m3 TWA (inhalable fraction and vapor, as total hydrocarbons, listed under Diesel fuel)  
Skin - potential significant contribution to overall exposure by the cutaneous route (listed under Diesel fuel)

# Safety Data Sheet

Material Name: Diesel Fuel, All Types

SDS No. 9909

## Naphthalene (91-20-3)

ACGIH: 10 ppm TWA  
15 ppm STEL  
Skin - potential significant contribution to overall exposure by the cutaneous route  
OSHA: 10 ppm TWA; 50 mg/m<sup>3</sup> TWA  
NIOSH: 10 ppm TWA; 50 mg/m<sup>3</sup> TWA  
15 ppm STEL; 75 mg/m<sup>3</sup> STEL

## Engineering Measures

Use adequate ventilation to keep vapor concentrations of this product below occupational exposure and flammability limits, particularly in confined spaces.

## Personal Protective Equipment: Respiratory

A NIOSH/MSHA-approved air-purifying respirator with organic vapor cartridges or canister may be permissible under certain circumstances where airborne concentrations are or may be expected to exceed exposure limits or for odor or irritation. Protection provided by air-purifying respirators is limited.

Use a positive pressure, air-supplied respirator if there is a potential for uncontrolled release, exposure levels are not known, in oxygen-deficient atmospheres, or any other circumstance where an air-purifying respirator may not provide adequate protection.

## Personal Protective Equipment: Hands

Gloves constructed of nitrile, neoprene, or PVC are recommended.

## Personal Protective Equipment: Eyes

Safety glasses or goggles are recommended where there is a possibility of splashing or spraying.

## Personal Protective Equipment: Skin and Body

Chemical protective clothing such as of E.I. DuPont TyChem®, Saranex® or equivalent recommended based on degree of exposure. Note: The resistance of specific material may vary from product to product as well as with degree of exposure. Consult manufacturer specifications for further information.

## \* \* \* Section 9 - Physical & Chemical Properties \* \* \*

<b>Appearance:</b>	Clear, straw-yellow.	<b>Odor:</b>	Mild, petroleum distillate odor
<b>Physical State:</b>	Liquid	<b>pH:</b>	ND
<b>Vapor Pressure:</b>	0.009 psia @ 70 °F (21 °C)	<b>Vapor Density:</b>	>1.0
<b>Boiling Point:</b>	320 to 690 °F (160 to 366 °C)	<b>Melting Point:</b>	ND
<b>Solubility (H<sub>2</sub>O):</b>	Negligible	<b>Specific Gravity:</b>	0.83-0.876 @ 60°F (16°C)
<b>Evaporation Rate:</b>	Slow; varies with conditions	<b>VOC:</b>	ND
<b>Percent Volatile:</b>	100%	<b>Octanol/H<sub>2</sub>O Coeff.:</b>	ND
<b>Flash Point:</b>	>125 °F (>52 °C) minimum	<b>Flash Point Method:</b>	PMCC
<b>Upper Flammability Limit (UFL):</b>	7.5	<b>Lower Flammability Limit (LFL):</b>	0.6
<b>Burning Rate:</b>	ND	<b>Auto Ignition:</b>	494°F (257°C)

## \* \* \* Section 10 - Chemical Stability & Reactivity Information \* \* \*

### Chemical Stability

This is a stable material.

### Hazardous Reaction Potential

Will not occur.

# Safety Data Sheet

Material Name: Diesel Fuel, All Types

SDS No. 9909

## Conditions to Avoid

Avoid high temperatures, open flames, sparks, welding, smoking and other ignition sources.

## Incompatible Products

Keep away from strong oxidizers.

## Hazardous Decomposition Products

Carbon monoxide, carbon dioxide and non-combusted hydrocarbons (smoke).

## \* \* \* Section 11 - Toxicological Information \* \* \*

### Acute Toxicity

#### A: General Product Information

Harmful if swallowed.

#### B: Component Analysis - LD50/LC50

##### Naphthalene (91-20-3)

Inhalation LC50 Rat >340 mg/m<sup>3</sup> 1 h; Oral LD50 Rat 490 mg/kg; Dermal LD50 Rat >2500 mg/kg; Dermal LD50 Rabbit >20 g/kg

### Potential Health Effects: Skin Corrosion Property/Stimulativeness

Practically non-toxic if absorbed following acute (single) exposure. May cause skin irritation with prolonged or repeated contact. Liquid may be absorbed through the skin in toxic amounts if large areas of skin are repeatedly exposed.

### Potential Health Effects: Eye Critical Damage/ Stimulativeness

Contact with eyes may cause mild irritation.

### Potential Health Effects: Ingestion

Ingestion may cause gastrointestinal disturbances, including irritation, nausea, vomiting and diarrhea, and central nervous system (brain) effects similar to alcohol intoxication. In severe cases, tremors, convulsions, loss of consciousness, coma, respiratory arrest, and death may occur.

### Potential Health Effects: Inhalation

Excessive exposure may cause irritations to the nose, throat, lungs and respiratory tract. Central nervous system (brain) effects may include headache, dizziness, loss of balance and coordination, unconsciousness, coma, respiratory failure, and death.

WARNING: the burning of any hydrocarbon as a fuel in an area without adequate ventilation may result in hazardous levels of combustion products, including carbon monoxide, and inadequate oxygen levels, which may cause unconsciousness, suffocation, and death.

### Respiratory Organs Sensitization/Skin Sensitization

This product is not reported to have any skin sensitization effects.

### Generative Cell Mutagenicity

This material has been positive in a mutagenicity study.

### Carcinogenicity

#### A: General Product Information

Suspected of causing cancer.

# Safety Data Sheet

**Material Name: Diesel Fuel, All Types**

**SDS No. 9909**

Studies have shown that similar products produce skin tumors in laboratory animals following repeated applications without washing or removal. The significance of this finding to human exposure has not been determined. Other studies with active skin carcinogens have shown that washing the animal's skin with soap and water between applications reduced tumor formation.

## B: Component Carcinogenicity

### Fuels, diesel, no. 2 (68476-34-6)

ACGIH: A3 - Confirmed Animal Carcinogen with Unknown Relevance to Humans (listed under Diesel fuel)

### Naphthalene (91-20-3)

ACGIH: A4 - Not Classifiable as a Human Carcinogen

NTP: Reasonably Anticipated To Be A Human Carcinogen (Possible Select Carcinogen)

IARC: Monograph 82 [2002] (Group 2B (possibly carcinogenic to humans))

## Reproductive Toxicity

This product is not reported to have any reproductive toxicity effects.

## Specified Target Organ General Toxicity: Single Exposure

This product is not reported to have any specific target organ general toxicity single exposure effects.

## Specified Target Organ General Toxicity: Repeated Exposure

This product is not reported to have any specific target organ general toxicity repeat exposure effects.

## Aspiration Respiratory Organs Hazard

The major health threat of ingestion occurs from the danger of aspiration (breathing) of liquid drops into the lungs, particularly from vomiting. Aspiration may result in chemical pneumonia (fluid in the lungs), severe lung damage, respiratory failure and even death.

## \*\*\* Section 12 - Ecological Information \*\*\*

## Ecotoxicity

### A: General Product Information

Keep out of sewers, drainage areas and waterways. Report spills and releases, as applicable, under Federal and State regulations.

### B: Component Analysis - Ecotoxicity - Aquatic Toxicity

#### Fuels, diesel, no. 2 (68476-34-6)

##### Test & Species

96 Hr LC50 Pimephales promelas

35 mg/L [flow-through]

##### Conditions

#### Naphthalene (91-20-3)

##### Test & Species

96 Hr LC50 Pimephales promelas

5.74-6.44 mg/L [flow-through]

##### Conditions

96 Hr LC50 Oncorhynchus mykiss

1.6 mg/L [flow-through]

96 Hr LC50 Oncorhynchus mykiss

0.91-2.82 mg/L [static]

96 Hr LC50 Pimephales promelas

1.99 mg/L [static]



# Safety Data Sheet

**Material Name: Diesel Fuel, All Types**

**SDS No. 9909**

96 Hr LC50 Lepomis macrochirus	31.0265 mg/L [static]
72 Hr EC50 Skeletonema costatum	0.4 mg/L
48 Hr LC50 Daphnia magna	2.16 mg/L
48 Hr EC50 Daphnia magna	1.96 mg/L [Flow through]
48 Hr EC50 Daphnia magna	1.09 - 3.4 mg/L [Static]

## Persistence/Degradability

No information available.

## Bioaccumulation

No information available.

## Mobility in Soil

No information available.

## \*\*\* Section 13 - Disposal Considerations \*\*\*

### Waste Disposal Instructions

See Section 7 for Handling Procedures. See Section 8 for Personal Protective Equipment recommendations.

### Disposal of Contaminated Containers or Packaging

Dispose of contents/container in accordance with local/regional/national/international regulations.

## \*\*\* Section 14 - Transportation Information \*\*\*

### DOT Information

**Shipping Name:** Diesel Fuel

**NA #:** 1993 **Hazard Class:** 3 **Packing Group:** III

**Placard:**



## \*\*\* Section 15 - Regulatory Information \*\*\*

### Regulatory Information

#### Component Analysis

This material contains one or more of the following chemicals required to be identified under SARA Section 302 (40 CFR 355 Appendix A), SARA Section 313 (40 CFR 372.65) and/or CERCLA (40 CFR 302.4).

#### Naphthalene (91-20-3)

CERCLA: 100 lb final RQ; 45.4 kg final RQ

#### SARA Section 311/312 – Hazard Classes

Acute Health  
X

Chronic Health  
X

Fire  
X

Sudden Release of Pressure  
--

Reactive  
--

# Safety Data Sheet

Material Name: Diesel Fuel, All Types

SDS No. 9909

## SARA SECTION 313 - SUPPLIER NOTIFICATION

This product may contain listed chemicals below the de minimis levels which therefore are not subject to the supplier notification requirements of Section 313 of the Emergency Planning and Community Right-To-Know Act (EPCRA) of 1986 and of 40 CFR 372. If you may be required to report releases of chemicals listed in 40 CFR 372.28, you may contact Hess Corporate Safety if you require additional information regarding this product.

## State Regulations

### Component Analysis - State

The following components appear on one or more of the following state hazardous substances lists:

Component	CAS	CA	MA	MN	NJ	PA	RI
Fuels, diesel, no. 2	68476-34-6	No	No	No	Yes	No	No
Naphthalene	91-20-3	Yes	Yes	Yes	Yes	Yes	No

The following statement(s) are provided under the California Safe Drinking Water and Toxic Enforcement Act of 1986 (Proposition 65):

WARNING! This product contains a chemical known to the state of California to cause cancer.

### Component Analysis - WHMIS IDL

No components are listed in the WHMIS IDL.

### Additional Regulatory Information

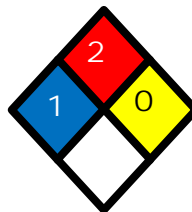
### Component Analysis - Inventory

Component	CAS #	TSCA	CAN	EEC
Fuels, diesel, no. 2	68476-34-6	Yes	DSL	EINECS
Naphthalene	91-20-3	Yes	DSL	EINECS

## \* \* \* Section 16 - Other Information \* \* \*

### NFPA® Hazard Rating

Health 1  
Fire 2  
Reactivity 0



### HMIS® Hazard Rating

Health 1\* Slight  
Fire 2 Moderate  
Physical 0 Minimal  
\*Chronic

# Safety Data Sheet

**Material Name: Diesel Fuel, All Types**

**SDS No. 9909**

## Key/Legend

ACGIH = American Conference of Governmental Industrial Hygienists; ADG = Australian Code for the Transport of Dangerous Goods by Road and Rail; ADR/RID = European Agreement of Dangerous Goods by Road/Rail; AS = Standards Australia; DFG = Deutsche Forschungsgemeinschaft; DOT = Department of Transportation; DSL = Domestic Substances List; EEC = European Economic Community; EINECS = European Inventory of Existing Commercial Chemical Substances; ELINCS = European List of Notified Chemical Substances; EU = European Union; HMIS = Hazardous Materials Identification System; IARC = International Agency for Research on Cancer; IMO = International Maritime Organization; IATA = International Air Transport Association; MAK = Maximum Concentration Value in the Workplace; NDSL = Non-Domestic Substances List; NFPA = National Fire Protection Association; NOHSC = National Occupational Health & Safety Commission; NTP = National Toxicology Program; STEL = Short-term Exposure Limit; TDG = Transportation of Dangerous Goods; TLV = Threshold Limit Value; TSCA = Toxic Substances Control Act; TWA = Time Weighted Average

## Literature References

None

## Other Information

Information presented herein has been compiled from sources considered to be dependable, and is accurate and reliable to the best of our knowledge and belief, but is not guaranteed to be so. Since conditions of use are beyond our control, we make no warranties, expressed or implied, except those that may be contained in our written contract of sale or acknowledgment.

Vendor assumes no responsibility for injury to vendee or third persons proximately caused by the material if reasonable safety procedures are not adhered to as stipulated in the data sheet. Additionally, vendor assumes no responsibility for injury to vendee or third persons proximately caused by abnormal use of the material, even if reasonable safety procedures are followed. Furthermore, vendee assumes the risk in their use of the material.

End of Sheet

Issue Date 02-Dec-2014

Revision Date 20-April-2017

Version 1

**1. IDENTIFICATION OF THE SUBSTANCE/PREPARATION AND OF THE COMPANY/UNDERTAKING****Product identifier****Product Name** ENVIROBLEND® SP**Other means of identification****Product Code** ENVIROBLEND® SP**Synonyms** None**Recommended use of the chemical and restrictions on use****Recommended Use** Heavy metals remediation product.**Uses advised against** No information available**Details of the supplier of the safety data sheet****Manufacturer Address**

Premier Magnesia, LLC, 75 Giles Place, Waynesville, NC 28786

**Emergency telephone number****Company Phone Number** 828-452-4784**24 Hour Emergency Phone Number** Chemtrec 1-800-424-9300**Emergency Telephone** Chemtrec 1-800-424-9300**2. HAZARDS IDENTIFICATION****Classification****OSHA Regulatory Status**

Product dust is classified as a "nuisance particulate, not otherwise regulated" as specified by ACGHI and OSHA. The excessive, long-term inhalation of mineral dusts may contribute to the development of industrial bronchitis, reduced breathing capacity, and may lead to the increased susceptibility to lung disease. This chemical is not considered hazardous by the 2012 OSHA Hazard Communication Standard (29 CFR 1910.122)

Not a dangerous substance or mixture according to the Globally Harmonized System (GHS)

**Label elements****Emergency Overview**

The product contains no substances which at their given concentration, are considered to be hazardous to health

**Appearance** Granular**Physical state** Solid**Odor** Odorless

Causes mild irritation to the eyes

Low toxicity by skin contact.

Chronic overexposure by inhalation of airborne particulate may irritate upper respiratory system as well as the throat.

Ingestion is an unlikely route of exposure. If ingested in large amounts it may cause irritation, nausea, vomiting, diarrhea, abdominal pain, black stool, pink urine, coma and possibly death.

**Hazards not otherwise classified (HNOC)****Other Information**

Unknown Acute Toxicity 100% of the mixture consists of ingredient(s) of unknown toxicity

**3. COMPOSITION/INFORMATION ON INGREDIENTS**

**Common name** Magnesium Oxide # 1309-48-4/Magnesium Carbonate CAS# 546-93-0  
**Synonyms** None

Chemical Name	CAS No.	Weight-%	Trade Secret
Magnesium Oxide/Magnesium Carbonate	1309-48-4/546-93-0	50/50	

#### 4. FIRST AID MEASURES

##### First aid measures

**Eye contact** Rinse thoroughly with plenty of water, also under the eyelids. (Get medical attention immediately if irritation persists.).

**Skin Contact** Wash skin with soap and water.

**Inhalation** Remove to fresh air. If breathing has stopped, give artificial respiration. Get medical attention immediately.

**Ingestion** Not an expected route of exposure. Drink 1 or 2 glasses of water. Never give anything by mouth to an unconscious person. Do not induce vomiting without medical advice. Immediate medical attention is required.

##### Most important symptoms and effects, both acute and delayed

**Symptoms** No information available.

##### Indication of any immediate medical attention and special treatment needed

**Note to physicians** Treat symptomatically.

#### 5. FIRE-FIGHTING MEASURES

##### Suitable extinguishing media

Use extinguishing measures that are appropriate to local circumstances and the surrounding environment.

**Unsuitable extinguishing media** Water reacts with magnesium oxide producing magnesium hydroxide and heat. Do not allow water to get inside containers: reaction with water will cause product to swell, generate heat, and burst its container. If contact is unavoidable, use sufficient water to safely absorb the heat that may be generated.

##### Specific hazards arising from the chemical

No information available.

##### Explosion data

**Sensitivity to Mechanical Impact** None.

**Sensitivity to Static Discharge** None.

##### Protective equipment and precautions for firefighters

As in any fire, wear self-contained breathing apparatus pressure-demand, MSHA/NIOSH (approved or equivalent) and full protective gear.

#### 6. ACCIDENTAL RELEASE MEASURES

##### Personal precautions, protective equipment and emergency procedures

**Personal precautions** Ensure adequate ventilation, especially in confined areas.

##### Environmental precautions

**Environmental precautions** See Section 12 for additional ecological information.

**Methods and material for containment and cleaning up**

**Methods for containment** Prevent further leakage or spillage if safe to do so.

**Methods for cleaning up** Carefully clean up and place material into a suitable container, being careful to avoid creating excessive dust. If conditions warrant, clean up personnel should wear approved respiratory protection, gloves and goggles to prevent irritation from contact and/or inhalation.

## 7. HANDLING AND STORAGE

**Precautions for safe handling**

**Advice on safe handling** Use personal protective equipment as required.

**Conditions for safe storage, including any incompatibilities**

**Storage Conditions** Keep container tightly closed in a dry and well-ventilated place. Avoid generation of dust. Do not allow contact with water.

**Incompatible materials** Interhalogens, bromine pentafluoride, chlorine trifluoride. Contact with aluminum metal may release hydrogen gas. Incandescent reaction with phosphorus pentachloride. Water will react with magnesium oxide to form magnesium hydroxide and release heat and steam.

## 8. EXPOSURE CONTROLS/PERSONAL PROTECTION

**Control parameters**

**Exposure Guidelines** This product, as supplied, does not contain any hazardous materials with occupational exposure limits established by the region specific regulatory bodies.

Chemical Name	ACGIH TLV	OSHA PEL	NIOSH IDLH
Magnesium Oxide 1309-48-4	TWA: 10 mg/m <sup>3</sup> inhalable fraction	TWA: 15 mg/m <sup>3</sup> fume, total particulate (vacated) TWA: 10 mg/m <sup>3</sup> fume and total particulate	IDLH: 750 mg/m <sup>3</sup> fume

*NIOSH IDLH Provide workers with NIOSH approved respirators in accordance with requirements of 29 CFR 1910. 134 for level of exposure incurred.*

**Appropriate engineering controls**

**Engineering Controls** Provide sufficient ventilation, in both volume and air flow patterns to control mist/dust concentrations below allowable exposure limits. Showers. Eyewash stations.

**Individual protection measures, such as personal protective equipment**

**Eye/face protection** Avoid contact with eyes. The use of eye protection is recommended.

**Skin and body protection** The use of eye protection, gloves and long sleeve clothing is recommended.

**Respiratory protection** Provide workers with NIOSH approved respirators in accordance with requirements of 29 CFR 1910. 134 for level of exposure incurred.

**General Hygiene Considerations** Wash hands thoroughly after handling.

## 9. PHYSICAL AND CHEMICAL PROPERTIES

**Information on basic physical and chemical properties**

**Physical state** Solid

<b>Appearance</b>	Granular	<b>Odor</b>	Odorless
<b>Color</b>	Brownish	<b>Odor threshold</b>	No information available

<u>Property</u>	<u>Values</u>	<u>Remarks</u>	<u>Method</u>
pH	10-11		
Melting point/freezing point	>2100 °C >3800 °F		
Boiling point / boiling range	No information available		
Flash point	No information available		
Evaporation rate	Not Applicable		
Flammability (solid, gas)	No information available		
Flammability Limit in Air			
Upper flammability limit:	No information available		
Lower flammability limit:	No information available		
Vapor pressure	No information available		
Vapor density	No information available		
Specific Gravity	3.56		
Water solubility	Slight <1%		
Solubility in other solvents	No information available		
Partition coefficient	No information available		
Autoignition temperature	No information available		
Decomposition temperature	No information available		
Kinematic viscosity	No information available		
Dynamic viscosity	No information available		
Explosive properties	No information available		
Oxidizing properties	No information available		

**Other Information**

Softening point	No information available
Molecular weight	No information available
VOC Content (%)	No information available
Density	No information available
Bulk density	70-90 lb/ft3

## 10. STABILITY AND REACTIVITY

**Reactivity**

No data available

**Chemical stability**

Stable under recommended storage conditions.

**Possibility of Hazardous Reactions**

None under normal processing.

**Hazardous polymerization**

Hazardous polymerization does not occur.

**Conditions to avoid**

Extremes of temperature and direct sunlight.

**Incompatible materials**

Interhalogens, bromine pentafluoride, chlorine trifluoride. Contact with aluminum metal may release hydrogen gas. Incandescent reaction with phosphorus pentachloride. Water will react with magnesium oxide to form magnesium hydroxide and release heat and steam.

**Hazardous Decomposition Products**

Heat and steam.

## 11. TOXICOLOGICAL INFORMATION

**Information on likely routes of exposure**

<b>Product Information</b>	Magnesium Oxide # 1309-48-4
<b>Inhalation</b>	Inhalation of fume (not MgO dust particulate) produced upon decomposition of magnesium compounds can produce a febrile reaction and leukocytosis in humans.
<b>Eye contact</b>	No data available.
<b>Skin Contact</b>	No data available.
<b>Ingestion</b>	No data available.

**Information on toxicological effects**

**Symptoms** No information available.

**Delayed and immediate effects as well as chronic effects from short and long-term exposure**

<b>Sensitization</b>	No information available.
<b>Germ cell mutagenicity</b>	No information available.
<b>Carcinogenicity</b>	No information available.
<b>Reproductive toxicity</b>	No information available.
<b>STOT - single exposure</b>	No information available.
<b>STOT - repeated exposure</b>	No information available.
<b>Aspiration hazard</b>	No information available.

**Numerical measures of toxicity - Product Information**

**Unknown Acute Toxicity** 100% of the mixture consists of ingredient(s) of unknown toxicity

**12. ECOLOGICAL INFORMATION****Ecotoxicity**

No data available on any adverse effects of this material on the environment

100% of the mixture consists of components(s) of unknown hazards to the aquatic environment

**Persistence and degradability**

No information available.

**Bioaccumulation**

No information available.

**Other adverse effects**

No information available

**13. DISPOSAL CONSIDERATIONS****Waste treatment methods**

**Disposal of wastes** This produce does not exhibit any characteristics of a hazardous waste. The product is suitable for landfill disposal once the free water component is evaporated or absorbed by a suitable absorbent (earth). Follow all applicable federal, state and local regulations for safe disposal.

**Contaminated packaging** Do not reuse container.



## 14. TRANSPORT INFORMATION

**DOT**

Not regulated Not regulated by DOT as a hazardous material. No hazard class, label or placard required, no UN or NA number assigned.

## 15. REGULATORY INFORMATION

**International Inventories****TSCA**

Complies

Chemical Name	TSCA	DSL/NDSL	EINECS/ELINCS	ENCS	IECSC	KECL	PICCS	AICS
Magnesium Oxide	X	X	X	X	X	X	X	X

**X - Listed**

**TSCA** - United States Toxic Substances Control Act Section 8(b) Inventory

**DSL/NDSL** - Canadian Domestic Substances List/Non-Domestic Substances List

**EINECS/ELINCS** - European Inventory of Existing Chemical Substances/European List of Notified Chemical Substances

**ENCS** - Japan Existing and New Chemical Substances

**IECSC** - China Inventory of Existing Chemical Substances

**KECL** - Korean Existing and Evaluated Chemical Substances

**PICCS** - Philippines Inventory of Chemicals and Chemical Substances

**AICS** - Australian Inventory of Chemical Substances

**US Federal Regulations****SARA 313**

This product does not contain any substances reportable under Sections 302, 304 or 313. Sections 311 and 312 do apply. (Routine Reporting and Chemical Inventories)

**SARA 311/312 Hazard Categories**

Acute health hazard	No
Chronic Health Hazard	No
Fire hazard	No
Sudden release of pressure hazard	No
Reactive Hazard	No

**CWA (Clean Water Act)**

This product does not contain any substances regulated as pollutants pursuant to the Clean Water Act (40 CFR 122.21 and 40 CFR 122.42)

**CERCLA**

This material, as supplied, does not contain any substances regulated as hazardous substances under the Comprehensive Environmental Response Compensation and Liability Act (CERCLA) (40 CFR 302) or the Superfund Amendments and Reauthorization Act (SARA) (40 CFR 355). There may be specific reporting requirements at the local, regional, or state level pertaining to releases of this material

**US State Regulations****California Proposition 65**

This product does not contain chemicals known to the State of California to cause cancer, birthdefects or other reproductive toxins.

**U.S. State Right-to-Know Regulations**

Chemical Name	New Jersey	Massachusetts	Pennsylvania
---------------	------------	---------------	--------------

Magnesium Oxide 1309-48-4	X	X	X
------------------------------	---	---	---

**U.S. EPA Label Information**

EPA Pesticide Registration Number Not Applicable

**16. OTHER INFORMATION**

<b>NFPA</b>	Health hazards 1	Flammability 0	Instability 0	Physical and Chemical Properties -
<b>HMIS</b>	Health hazards 0	Flammability 0	Physical hazards 0	Personal protection X

Issue Date 02-Dec-2014

Revision Date 20-April-2017

**Revision Note**

No information available

**Disclaimer**

The information provided in this Safety Data Sheet is correct to the best of our knowledge, information and belief at the date of its publication. The information given is designed only as a guidance for safe handling, use, processing, storage, transportation, disposal and release and is not to be considered a warranty or quality specification. The information relates only to the specific material designated and may not be valid for such material used in combination with any other materials or in any process, unless specified in the text.

**End of Safety Data Sheet**



# SAFETY DATA SHEET

## 131 Neutra™ Fuel Stabilizer

### Section 1. Identification

**GHS product identifier** : 131 Neutra™ Fuel Stabilizer

**Other means of identification** : Not available.

**Product type** : Liquid.

**Identified uses**

Fuel additive for gasoline, diesel and biodiesel fuels.

**Supplier's details** : Schaeffer Mfg. Company  
102 Barton Street  
Saint Louis, Missouri 63104  
Tel: 314-865-4100  
Fax: 314-865-4107  
Toll Free: 1-800-325-9962  
E-Mail: [safety@schaefferoil.com](mailto:safety@schaefferoil.com)  
Web: <http://www.schaefferoil.com>

**Emergency telephone number (with hours of operation)** : +1 314 865-4105 (24-hour response number)

### Section 2. Hazards identification

**OSHA/HCS status** : This material is considered hazardous by the OSHA Hazard Communication Standard (29 CFR 1910.1200).

**Classification of the substance or mixture** : FLAMMABLE LIQUIDS - Category 3  
SKIN CORROSION/IRRITATION - Category 2  
SERIOUS EYE DAMAGE/ EYE IRRITATION - Category 2

**GHS label elements**

**Hazard pictograms**



**Signal word** : Warning

**Hazard statements** : Flammable liquid and vapor.  
Causes serious eye irritation.  
Causes skin irritation.

**Precautionary statements**

**General** : Read label before use. Keep out of reach of children. If medical advice is needed, have product container or label at hand.

**Prevention** : Wear protective gloves. Wear eye or face protection. Keep away from heat, hot surfaces, sparks, open flames and other ignition sources. No smoking. Use explosion-proof electrical, ventilating, lighting and all material-handling equipment. Use only non-sparking tools. Take precautionary measures against static discharge. Keep container tightly closed. Wash hands thoroughly after handling.

## Section 2. Hazards identification

<b>Response</b>	: IF ON SKIN (or hair): Take off immediately all contaminated clothing. Rinse skin with water or shower. IF ON SKIN: Wash with plenty of soap and water. Take off contaminated clothing. If skin irritation occurs: Get medical attention. IF IN EYES: Rinse cautiously with water for several minutes. Remove contact lenses, if present and easy to do. Continue rinsing. If eye irritation persists: Get medical attention.
<b>Storage</b>	: Store in a well-ventilated place. Keep cool.
<b>Disposal</b>	: Dispose of contents and container in accordance with all local, regional, national and international regulations.
<b>Hazards not otherwise classified</b>	: None known.

## Section 3. Composition/information on ingredients

**Substance/mixture** : Mixture

<b>Ingredient name</b>	<b>%</b>	<b>CAS number</b>
Butan-1-ol	10 - 30	71-36-3

Any concentration shown as a range is to protect confidentiality or is due to batch variation.

There are no additional ingredients present which, within the current knowledge of the supplier and in the concentrations applicable, are classified as hazardous to health or the environment and hence require reporting in this section.

Occupational exposure limits, if available, are listed in Section 8.

## Section 4. First aid measures

### Description of necessary first aid measures

<b>Eye contact</b>	: Immediately flush eyes with plenty of water, occasionally lifting the upper and lower eyelids. Check for and remove any contact lenses. Continue to rinse for at least 20 minutes. Get medical attention.
<b>Inhalation</b>	: Remove victim to fresh air and keep at rest in a position comfortable for breathing. If not breathing, if breathing is irregular or if respiratory arrest occurs, provide artificial respiration or oxygen by trained personnel. It may be dangerous to the person providing aid to give mouth-to-mouth resuscitation. Get medical attention if adverse health effects persist or are severe. If unconscious, place in recovery position and get medical attention immediately. Maintain an open airway. Loosen tight clothing such as a collar, tie, belt or waistband.
<b>Skin contact</b>	: Flush contaminated skin with plenty of water. Continue to rinse for at least 20 minutes. Get medical attention. Wash clothing before reuse. Clean shoes thoroughly before reuse.
<b>Ingestion</b>	: Wash out mouth with water. Remove dentures if any. Remove victim to fresh air and keep at rest in a position comfortable for breathing. If material has been swallowed and the exposed person is conscious, give small quantities of water to drink. Stop if the exposed person feels sick as vomiting may be dangerous. Do not induce vomiting unless directed to do so by medical personnel. If vomiting occurs, the head should be kept low so that vomit does not enter the lungs. Get medical attention if adverse health effects persist or are severe. Never give anything by mouth to an unconscious person. If unconscious, place in recovery position and get medical attention immediately. Maintain an open airway. Loosen tight clothing such as a collar, tie, belt or waistband.

### Most important symptoms/effects, acute and delayed

#### Potential acute health effects

<b>Eye contact</b>	: Causes serious eye irritation.
<b>Inhalation</b>	: No known significant effects or critical hazards.
<b>Skin contact</b>	: Causes skin irritation.
<b>Ingestion</b>	: Irritating to mouth, throat and stomach.

## Section 4. First aid measures

### Over-exposure signs/symptoms

- |                     |  |
|---------------------|--|
| <b>Eye contact</b>  | : Adverse symptoms may include the following:<br>pain or irritation<br>watering<br>redness |
| <b>Inhalation</b>   | : No known significant effects or critical hazards.  |
| <b>Skin contact</b> | : Adverse symptoms may include the following:<br>irritation<br>redness                     |
| <b>Ingestion</b>    | : No known significant effects or critical hazards.  |

### Indication of immediate medical attention and special treatment needed, if necessary

- |                                   |  |
|-----------------------------------|--|
| <b>Notes to physician</b>         | : Treat symptomatically. Contact poison treatment specialist immediately if large quantities have been ingested or inhaled.  |
| <b>Specific treatments</b>        | : No specific treatment.   |
| <b>Protection of first-aiders</b> | : No action shall be taken involving any personal risk or without suitable training. It may be dangerous to the person providing aid to give mouth-to-mouth resuscitation. |

See toxicological information (Section 11)

## Section 5. Fire-fighting measures

### Extinguishing media

- |                                       |  |
|---------------------------------------|--|
| <b>Suitable extinguishing media</b>   | : Use dry chemical, CO <sub>2</sub> , water spray (fog) or foam. |
| <b>Unsuitable extinguishing media</b> | : Do not use water jet or water-based fire extinguishers.        |

- |   |  |
|---|--|
| <b>Specific hazards arising from the chemical</b> | : Flammable liquid and vapor. In a fire or if heated, a pressure increase will occur and the container may burst, with the risk of a subsequent explosion. The vapor/gas is heavier than air and will spread along the ground. Vapors may accumulate in low or confined areas or travel a considerable distance to a source of ignition and flash back. Runoff to sewer may create fire or explosion hazard. |
|---|--|

- |   |  |
|---|--|
| <b>Hazardous thermal decomposition products</b> | : Decomposition products may include the following materials:<br>carbon dioxide<br>carbon monoxide |
|---|--|

- |   |   |
|---|---|
| <b>Special protective actions for fire-fighters</b>   | : Move containers from fire area if this can be done without risk. Use water spray to keep fire-exposed containers cool.  |
| <b>Special protective equipment for fire-fighters</b> | : Fire-fighters should wear appropriate protective equipment and self-contained breathing apparatus (SCBA) with a full face-piece operated in positive pressure mode. |

## Section 6. Accidental release measures

### Personal precautions, protective equipment and emergency procedures

- |                                    |  |
|------------------------------------|--|
| <b>For non-emergency personnel</b> | : No action shall be taken involving any personal risk or without suitable training. Evacuate surrounding areas. Keep unnecessary and unprotected personnel from entering. Do not touch or walk through spilled material. Shut off all ignition sources. No flares, smoking or flames in hazard area. Avoid breathing vapor or mist. Provide adequate ventilation. Wear appropriate respirator when ventilation is inadequate. Put on appropriate personal protective equipment. |
| <b>For emergency responders</b>    | : If specialized clothing is required to deal with the spillage, take note of any information in Section 8 on suitable and unsuitable materials. See also the information in "For non-emergency personnel".  |

## Section 6. Accidental release measures

**Environmental precautions** : Avoid dispersal of spilled material and runoff and contact with soil, waterways, drains and sewers. Inform the relevant authorities if the product has caused environmental pollution (sewers, waterways, soil or air).

### Methods and materials for containment and cleaning up

- Small spill** : Stop leak if without risk. Move containers from spill area. Use spark-proof tools and explosion-proof equipment. Alternatively, or if water-insoluble, absorb with an inert dry material and place in an appropriate waste disposal container. Dispose of via a licensed waste disposal contractor.
- Large spill** : Stop leak if without risk. Move containers from spill area. Use spark-proof tools and explosion-proof equipment. Approach release from upwind. Prevent entry into sewers, water courses, basements or confined areas. Contain and collect spillage with non-combustible, absorbent material e.g. sand, earth, vermiculite or diatomaceous earth and place in container for disposal according to local regulations (see Section 13). Dispose of via a licensed waste disposal contractor. Contaminated absorbent material may pose the same hazard as the spilled product. Note: see Section 1 for emergency contact information and Section 13 for waste disposal.

## Section 7. Handling and storage

### Precautions for safe handling

**Protective measures** : Put on appropriate personal protective equipment (see Section 8). Do not ingest. Avoid contact with eyes, skin and clothing. Avoid breathing vapor or mist. Use only with adequate ventilation. Wear appropriate respirator when ventilation is inadequate. Do not enter storage areas and confined spaces unless adequately ventilated. Keep in the original container or an approved alternative made from a compatible material, kept tightly closed when not in use. Store and use away from heat, sparks, open flame or any other ignition source. Use explosion-proof electrical (ventilating, lighting and material handling) equipment. Use only non-sparking tools. Take precautionary measures against electrostatic discharges. Empty containers retain product residue and can be hazardous. Do not reuse container.

**Advice on general occupational hygiene** : Eating, drinking and smoking should be prohibited in areas where this material is handled, stored and processed. Workers should wash hands and face before eating, drinking and smoking. See also Section 8 for additional information on hygiene measures.

**Conditions for safe storage, including any incompatibilities** : Store in accordance with local regulations. Store in a segregated and approved area. Store in original container protected from direct sunlight in a dry, cool and well-ventilated area, away from incompatible materials (see Section 10) and food and drink. Eliminate all ignition sources. Separate from oxidizing materials. Keep container tightly closed and sealed until ready for use. Containers that have been opened must be carefully resealed and kept upright to prevent leakage. Do not store in unlabeled containers. Use appropriate containment to avoid environmental contamination.

## Section 8. Exposure controls/personal protection

### Control parameters

#### Occupational exposure limits

Ingredient name	Exposure limits
Butan-1-ol	<b>ACGIH TLV (United States, 6/2013).</b> TWA: 20 ppm 8 hours. <b>NIOSH REL (United States, 4/2013). Absorbed through skin.</b> CEIL: 150 mg/m <sup>3</sup> CEIL: 50 ppm <b>OSHA PEL (United States, 2/2013).</b> TWA: 300 mg/m <sup>3</sup> 8 hours. TWA: 100 ppm 8 hours.

**Appropriate engineering controls** : Use only with adequate ventilation. Use process enclosures, local exhaust ventilation or other engineering controls to keep worker exposure to airborne contaminants below any recommended or statutory limits. The engineering controls also need to keep gas, vapor or dust concentrations below any lower explosive limits. Use explosion-proof ventilation equipment.

**Environmental exposure controls** : Emissions from ventilation or work process equipment should be checked to ensure they comply with the requirements of environmental protection legislation.

### Individual protection measures

**Hygiene measures** : Wash hands, forearms and face thoroughly after handling chemical products, before eating, smoking and using the lavatory and at the end of the working period. Appropriate techniques should be used to remove potentially contaminated clothing. Wash contaminated clothing before reusing. Ensure that eyewash stations and safety showers are close to the workstation location.

**Eye/face protection** : Safety eyewear complying with an approved standard should be used when a risk assessment indicates this is necessary to avoid exposure to liquid splashes, mists, gases or dusts. If contact is possible, the following protection should be worn, unless the assessment indicates a higher degree of protection: chemical splash goggles.

### Skin protection

**Hand protection** : Chemical-resistant, impervious gloves complying with an approved standard should be worn at all times when handling chemical products if a risk assessment indicates this is necessary. Considering the parameters specified by the glove manufacturer, check during use that the gloves are still retaining their protective properties. It should be noted that the time to breakthrough for any glove material may be different for different glove manufacturers. In the case of mixtures, consisting of several substances, the protection time of the gloves cannot be accurately estimated.

**Body protection** : Personal protective equipment for the body should be selected based on the task being performed and the risks involved and should be approved by a specialist before handling this product. When there is a risk of ignition from static electricity, wear anti-static protective clothing. For the greatest protection from static discharges, clothing should include anti-static overalls, boots and gloves.

**Other skin protection** : Appropriate footwear and any additional skin protection measures should be selected based on the task being performed and the risks involved and should be approved by a specialist before handling this product.

**Respiratory protection** : Use a properly fitted, air-purifying or supplied air respirator complying with an approved standard if a risk assessment indicates this is necessary. Respirator selection must be based on known or anticipated exposure levels, the hazards of the product and the safe working limits of the selected respirator.

## Section 9. Physical and chemical properties

### Appearance

Physical state	: Liquid.
Color	: Clear.
Odor	: Amine-like.
Odor threshold	: Not available.
pH	: 9.5 to 10.7
Melting point/ Dropping Point	: Not available.
Boiling point	: 64.44 to 92.22°C (148 to 198°F)
Flash point	: Closed cup: 38°C (100.4°F) [Pensky-Martens.]
Evaporation rate	: Not available.
Flammability (solid, gas)	: Not available.
Lower and upper explosive (flammable) limits	: Not available.
Vapor pressure	: 0.2 kPa (1.5 mm Hg) [room temperature]
Vapor density	: >1 [Air = 1]
Relative density	: 0.896
Solubility	: Insoluble in the following materials: cold water and hot water.
Partition coefficient: n-octanol/water	: Not available.
Auto-ignition temperature	: Not available.
Decomposition temperature	: Not available.
Viscosity	: Not available.

## Section 10. Stability and reactivity

Reactivity	: No specific test data related to reactivity available for this product or its ingredients.
Chemical stability	: The product is stable.
Possibility of hazardous reactions	: Under normal conditions of storage and use, hazardous reactions will not occur.
Conditions to avoid	: Avoid all possible sources of ignition (spark or flame). Do not pressurize, cut, weld, braze, solder, drill, grind or expose containers to heat or sources of ignition. Do not allow vapor to accumulate in low or confined areas.
Incompatible materials	: Reactive or incompatible with the following materials: oxidizing materials and reducing materials. Slightly reactive or incompatible with the following materials: organic materials, acids and alkalis.
Hazardous decomposition products	: Under normal conditions of storage and use, hazardous decomposition products should not be produced.



## Section 11. Toxicological information

### Information on toxicological effects

#### Acute toxicity

Product/ingredient name	Result	Species	Dose	Exposure
Butan-1-ol	LC50 Inhalation Vapor LD50 Dermal LD50 Oral	Rat Rabbit Rat	24000 mg/m³ 3400 mg/kg 790 mg/kg	4 hours - -

#### Irritation/Corrosion

Product/ingredient name	Result	Species	Score	Exposure	Observation
Butan-1-ol	Eyes - Severe irritant Skin - Moderate irritant Eyes - Severe irritant	Rabbit Rabbit Rabbit	- - -	0.005 mL 24 hours 20 mg 24 hours 2 mg	- - -

#### Sensitization

There is no data available.

#### Carcinogenicity

There is no data available.

#### Specific target organ toxicity (single exposure)

Name	Category	Route of exposure	Target organs
Butan-1-ol	Category 3	Not applicable.	Respiratory tract irritation and Narcotic effects

#### Specific target organ toxicity (repeated exposure)

There is no data available.

#### Aspiration hazard

There is no data available.

**Information on the likely routes of exposure** : Dermal contact. Eye contact. Inhalation. Ingestion.

#### Potential acute health effects

**Eye contact** : Causes serious eye irritation.  
**Inhalation** : No known significant effects or critical hazards.  
**Skin contact** : Causes skin irritation.  
**Ingestion** : Irritating to mouth, throat and stomach.

#### Symptoms related to the physical, chemical and toxicological characteristics

**Eye contact** : Adverse symptoms may include the following:  
 pain or irritation  
 watering  
 redness  
**Inhalation** : No known significant effects or critical hazards.  
**Skin contact** : Adverse symptoms may include the following:  
 irritation  
 redness  
**Ingestion** : No known significant effects or critical hazards.

## Section 11. Toxicological information

### Delayed and immediate effects and also chronic effects from short and long term exposure

#### Short term exposure

**Potential immediate effects** : No known significant effects or critical hazards.

**Potential delayed effects** : No known significant effects or critical hazards.

#### Long term exposure

**Potential immediate effects** : No known significant effects or critical hazards.

**Potential delayed effects** : No known significant effects or critical hazards.

#### Potential chronic health effects

**General** : No known significant effects or critical hazards.

**Carcinogenicity** : No known significant effects or critical hazards.

**Mutagenicity** : No known significant effects or critical hazards.

**Teratogenicity** : No known significant effects or critical hazards.

**Developmental effects** : No known significant effects or critical hazards.

**Fertility effects** : No known significant effects or critical hazards.

### Numerical measures of toxicity

#### Acute toxicity estimates

Route	ATE value
Oral	7232.4 mg/kg
Dermal	31127 mg/kg

## Section 12. Ecological information

### Toxicity

Product/ingredient name	Result	Species	Exposure
Butan-1-ol	Acute EC50 1983000 to 2072000 µg/l Fresh water Acute LC50 1910000 µg/l Fresh water	Daphnia - Daphnia magna Fish - Pimephales promelas - Juvenile (Fledgling, Hatchling, Weanling)	48 hours 96 hours

### Persistence and degradability

There is no data available.

### Bioaccumulative potential

Product/ingredient name	LogP <sub>ow</sub>	BCF	Potential
Butan-1-ol	1	-	low

### Mobility in soil

**Soil/water partition coefficient (K<sub>oc</sub>)** : Not available.

**Other adverse effects** : No known significant effects or critical hazards.




## Section 13. Disposal considerations

**Disposal methods** : The generation of waste should be avoided or minimized wherever possible. Disposal of this product, solutions and any by-products should comply with the requirements of environmental protection and waste disposal legislation and any regional local authority requirements. Dispose of surplus and non-recyclable products via a licensed waste disposal contractor. Waste should not be disposed of untreated to the sewer unless fully compliant with the requirements of all authorities with jurisdiction. Waste packaging should be recycled. Incineration or landfill should only be considered when recycling is not feasible. This material and its container must be disposed of in a safe way. Care should be taken when handling empty containers that have not been cleaned or rinsed out. Empty containers or liners may retain some product residues. Vapor from product residues may create a highly flammable or explosive atmosphere inside the container. Do not cut, weld or grind used containers. Avoid dispersal of spilled material and runoff and contact with soil, waterways, drains and sewers.

### United States - RCRA Toxic hazardous waste "U" List

Ingredient	CAS #	Status	Reference number
Butan-1-ol	71-36-3	Listed	U031

## 14. Transport information

Regulatory information	UN number	Proper shipping name	Classes	PG*	Label	Additional information
<b>DOT Classification</b>	UN1993	FLAMMABLE LIQUIDS, N. O.S. (Contains Butan-1-ol) RQ (Butan-1-ol)	3	III		This product may be re-classified as "Combustible Liquid," unless transported by vessel or aircraft. Non-bulk packages (less than or equal to 119 gal) of combustible liquids are not regulated as hazardous materials in package sizes less than the product reportable quantity.  <b>Reportable quantity</b> At all time please check for possible RQ (Reportable Quantities)
<b>IMDG Class</b>	UN1993	FLAMMABLE LIQUIDS, N. O.S. (Contains Butan-1-ol)	3	III		-
<b>IATA-DGR Class</b>	UN1993	FLAMMABLE LIQUIDS, N. O.S. (Contains Butan-1-ol)	3	III		-

PG\* : Packing group

**AERG** : 128

**Special precautions for user** : **Transport within user's premises:** always transport in closed containers that are upright and secure. Ensure that persons transporting the product know what to do in the event of an accident or spillage.

**Transport in bulk according to Annex II of MARPOL 73/78 and the IBC Code** : Not available.

## Section 15. Regulatory information

**U.S. Federal regulations** : TSCA 8(a) PAIR: Naphthalene  
 TSCA 8(a) CDR Exempt/Partial exemption: Not determined  
 United States inventory (TSCA 8b): All components are listed or exempted.  
 Clean Water Act (CWA) 307: Phenol; Naphthalene; Ethylbenzene  
 Clean Water Act (CWA) 311: P-cresol; M-cresol; Xylenol; O-cresol; Phenol;  
 Naphthalene; Xylene; Ethylbenzene

Clean Air Act Section 112 : Not listed  
 (b) Hazardous Air  
 Pollutants (HAPs)

Clean Air Act Section 602 : Not listed  
 Class I Substances

Clean Air Act Section 602 : Not listed  
 Class II Substances

DEA List I Chemicals : Not listed  
 (Precursor Chemicals)

DEA List II Chemicals : Not listed  
 (Essential Chemicals)

### SARA 302/304

#### Composition/information on ingredients

Name	%	EHS	SARA 302 TPQ		SARA 304 RQ	
			(lbs)	(gallons)	(lbs)	(gallons)
O-cresol	0.1 - 1	Yes.	1000 / 10000	-	100	-
Phenol	0 - 0.1	Yes.	500 / 10000	-	1000	-

**SARA 304 RQ** : 96153.8 lbs / 43653.8 kg [12870.7 gal / 48720.8 L]

### SARA 311/312

**Classification** : Fire hazard  
 Immediate (acute) health hazard

#### Composition/information on ingredients

Name	%	Fire hazard	Sudden release of pressure	Reactive	Immediate (acute) health hazard	Delayed (chronic) health hazard
Butan-1-ol	10 - 30	Yes.	No.	No.	Yes.	No.

### SARA 313

	Product name	CAS number	%
<b>Form R - Reporting requirements</b>	Butan-1-ol	71-36-3	10 - 30
<b>Supplier notification</b>	Butan-1-ol	71-36-3	10 - 30

SARA 313 notifications must not be detached from the SDS and any copying and redistribution of the SDS shall include copying and redistribution of the notice attached to copies of the SDS subsequently redistributed.

### State regulations

**Massachusetts** : The following components are listed: Butan-1-ol

**New York** : The following components are listed: Butan-1-ol

## Section 15. Regulatory information

- New Jersey** : The following components are listed: Distillates (petroleum), hydrotreated heavy naphthenic; Butan-1-ol
- Pennsylvania** : The following components are listed: Butan-1-ol
- California Prop. 65**

**WARNING:** This product contains less than 0.1% of a chemical known to the State of California to cause cancer.

<b>Ingredient name</b>	<b>Cancer</b>	<b>Reproductive</b>	<b>No significant risk level</b>	<b>Maximum acceptable dosage level</b>
Ethylbenzene	Yes.	No.	41 µg/day (ingestion) 54 µg/day (inhalation)	No.
Naphthalene	Yes.	No.	Yes.	No.

## Section 16. Other information

### Hazardous Material Information System (U.S.A.)

**Health :** 2 \* **Flammability :** 2 **Physical hazards :** 0

Caution: HMIS® ratings are based on a 0-4 rating scale, with 0 representing minimal hazards or risks, and 4 representing significant hazards or risks. Although HMIS® ratings are not required on SDSs under 29 CFR 1910.1200, the preparer may choose to provide them. HMIS® ratings are to be used with a fully implemented HMIS® program. HMIS® is a registered mark of the National Paint & Coatings Association (NPCA). HMIS® materials may be purchased exclusively from J. J. Keller.

The customer is responsible for determining the PPE code for this material.

### National Fire Protection Association (U.S.A.)

**Health :** 2 **Flammability :** 2 **Instability :** 0

Reprinted with permission from NFPA 704-2001, Identification of the Hazards of Materials for Emergency Response Copyright ©1997, National Fire Protection Association, Quincy, MA 02269. This reprinted material is not the complete and official position of the National Fire Protection Association, on the referenced subject which is represented only by the standard in its entirety.

Copyright ©2001, National Fire Protection Association, Quincy, MA 02269. This warning system is intended to be interpreted and applied only by properly trained individuals to identify fire, health and reactivity hazards of chemicals. The user is referred to certain limited number of chemicals with recommended classifications in NFPA 49 and NFPA 325, which would be used as a guideline only. Whether the chemicals are classified by NFPA or not, anyone using the 704 systems to classify chemicals does so at their own risk.

**US Tariff Heading Number** : 3811.90.0000

**Schedule B Code** : 3811.90.0000

### History

**Date of issue mm/dd/yyyy** : 05/15/2014

**Version** : 1

**Revised Section(s)** : Not applicable.

**Prepared by** : KMK Regulatory Services Inc.

Although the information and recommendations set forth herein (hereafter referred to as information) are presented in good faith and believed to be accurate and factual as of the date hereof, Schaeffer Mfg. Company makes no representation as to the completeness or accuracy thereof. Information is supplied upon the condition that the person receiving the same will make their own determination as to its safety and suitability for their purposes prior to use. In no event will Schaeffer Mfg. Company be responsible for damages of any natures whatsoever resulting from the use or reliance upon information. **No representation or warranty, either expressed or implied, of merchantability or fitness for a particular purpose is made with respect to information of the product to which the information refers. Compliance with all applicable federal, state, and local regulations remains the responsibility of the user.**



KMK Regulatory Services

Tel : +1-888-GHS-7769 (447-7769) / +1-450-GHS-7767 (447-7767)  
www.kmkregservices.com www.askdrluc.com www.ghssmart.com



# SAFETY DATA SHEET

SDS ID NO.: 0298MAR019  
Revision Date: 05/22/2015

## 1. IDENTIFICATION

**Product Name:** Marathon Petroleum Premium AW II Hydraulic Oil

**Synonym:** Premium AW II ISO 32 Hydraulic Oil; Premium AW II ISO 46 Hydraulic Oil; Premium AW II ISO 68 Hydraulic Oil; Premium AW II ISO 100 Hydraulic Oil; ISO 32 Premium AW II Hydraulic Oil; ISO 46 Premium AW II Hydraulic Oil; ISO 68 Premium AW II Hydraulic Oil; ISO 100 Premium AW II Hydraulic Oil

**Chemical Family:** Hydrocarbon Mixture

**Recommended Use:** Hydraulic Fluid.  
**Use Restrictions:** All others.

**Supplier Name and Address:**  
**MARATHON PETROLEUM COMPANY LP**  
**539 South Main Street**  
**Findlay, OH 45840**

**SDS information:** 1-419-421-3070  
**Emergency Telephone:** 1-877-627-5463

## 2. HAZARD IDENTIFICATION

### Classification

#### **OSHA Regulatory Status**

This chemical is not considered hazardous by the 2012 OSHA Hazard Communication Standard (29 CFR 1910.1200)

Acute aquatic toxicity	Category 3
Chronic aquatic toxicity	Category 3

#### **Hazards Not Otherwise Classified (HNOC)**

Not applicable

### Label elements

#### **EMERGENCY OVERVIEW**

Harmful to aquatic life with long lasting effects

**Appearance** Clear Liquid      **Physical State** Liquid      **Odor** Petroleum

#### **Precautionary Statements - Prevention**

Avoid release to the environment

**Precautionary Statements - Response**

Not applicable

**Precautionary Statements - Storage**

Not applicable

**Precautionary Statements - Disposal**

Dispose of contents/container at an approved waste disposal plant

**Additional Information**

Read label before use. Keep out of reach of children. If medical advice is needed, have product container or label at hand.

### 3. COMPOSITION/INFORMATION ON INGREDIENTS

Lube oil is a complex mixture of highly refined lubricating base stocks and additives.

**Composition Information:**

Name	CAS Number	Weight %
Solvent Refined, Hydrotreated Heavy Paraffinic Distillate	64742-54-7	98-99
2,6-di-tert-butylphenol	128-39-2	0.1-1

### 4. FIRST AID MEASURES

**First Aid Measures**

**General advice**

In case of accident or if you feel unwell, seek medical advice immediately (show directions for use or safety data sheet if possible).

**Inhalation:**

Remove to fresh air. If not breathing, institute rescue breathing. If breathing is difficult, ensure airway is clear, give oxygen and continue to monitor. If heart has stopped, immediately begin cardiopulmonary resuscitation (CPR). If symptoms occur get medical attention.

**Skin Contact:**

Wash skin with plenty of soap and water. If irritation or other symptoms occur get medical attention. Wash contaminated clothing and clean shoes before reuse. Any injection injury from high pressure equipment should be evaluated immediately by a physician as potentially serious (See NOTES TO PHYSICIAN).

**Eye Contact:**

Flush immediately with large amounts of water for at least 15 minutes. Eyelids should be held away from the eyeball to ensure thorough rinsing. Gently remove contacts while flushing. Get medical attention if irritation persists.

**Ingestion:**

Rinse mouth out with water. If spontaneous vomiting occurs, keep head below hips, or if patient is lying down, turn body and head to side to prevent aspiration and monitor for breathing difficulty. Never give anything by mouth to an unconscious person. Keep affected person warm and at rest. If symptoms develop, seek medical attention.

**Most important signs and symptoms, both short-term and delayed with overexposure**

**Adverse Effects:**

Preexisting skin conditions and/or respiratory disorders may be aggravated by exposure to this product.

**Indication of any immediate medical attention and special treatment needed**

**NOTES TO PHYSICIAN:**

SKIN: Leaks or accidents involving high-pressure equipment may inject a stream of material through the skin and initially produce an injury that may not appear serious. Only a small puncture wound may appear on the skin surface but, without proper treatment and depending on the nature, original pressure, volume, and location of the injected material, can compromise blood supply to an affected body part. Prompt surgical debridement of the wound may be necessary to prevent irreversible loss of function and/or the affected body part. High pressure injection injuries may be **SERIOUS SURGICAL EMERGENCIES**.

## 5. FIRE-FIGHTING MEASURES

**Suitable extinguishing media**

For small fires, Class B fire extinguishing media such as CO<sub>2</sub>, dry chemical, foam (AFFF/ATC) or water spray can be used. For large fires, water spray, fog or foam (AFFF/ATC) can be used. Firefighting should be attempted only by those who are adequately trained and equipped with proper protective equipment.

**Unsuitable extinguishing media**

Do not use a solid water stream as it may scatter and spread fire.

**Specific hazards arising from the chemical**

The product is not combustible per the OSHA Hazard Communication Standard, but will ignite and burn at temperatures exceeding the flash point.

**Hazardous combustion products**

Smoke, carbon monoxide, and other products of incomplete combustion.

**Explosion data**

**Sensitivity to Mechanical Impact** No.

**Sensitivity to Static Discharge** No.

**Special protective equipment and precautions for firefighters**

Avoid using straight water streams. Water spray and foam (AFFF/ATC) must be applied carefully to avoid frothing and from as far a distance as possible. Avoid excessive water spray application. Use water spray to cool exposed surfaces from as far a distance as possible. Keep run-off water out of sewers and water sources.

**NFPA:** Health 1 Flammability 1 Instability 0 Special Hazards -

## 6. ACCIDENTAL RELEASE MEASURES

**Personal Precautions:** Keep public away. Isolate and evacuate area. Shut off source if safe to do so.

**Protective Equipment:** Use personal protection measures as recommended in Section 8.

**Emergency Procedures:** Advise authorities and National Response Center (800-424-8802) if the product has entered a water course or sewer. Notify local health and pollution control agencies, if appropriate.

**Environmental precautions:** Avoid release to the environment. Avoid subsoil penetration.

**Methods and materials for containment:** Prevent further leakage or spillage if safe to do so.

**Methods and materials for cleaning up:** Use suitable absorbent materials such as vermiculite, sand, or clay to clean up residual liquids. Recover and return free product to proper containers.

## 7. HANDLING AND STORAGE



**Safe Handling Precautions:** Avoid contact with skin, eyes and clothing. Do not swallow. Avoid breathing vapors or mists. Use good personal hygiene practices. Wash thoroughly after handling. Use personal protection measures as recommended in Section 8. Do not cut, drill, grind or weld on empty containers since explosive residues may remain. Refer to applicable EPA, OSHA, NFPA and consistent state and local requirements.

High-pressure injection of any material through the skin is a serious medical emergency even though the small entrance wound at the injection site may not initially appear serious. These injection injuries can occur from high-pressure equipment such as paint spray or grease or guns, fuel injectors, or pinhole leaks in hoses or hydraulic lines and should all be considered serious. High pressure injection injuries may be SERIOUS SURGICAL EMERGENCIES (See First Aid Section 4).

**Storage Conditions:** Store in properly closed containers that are appropriately labeled and in a cool, well-ventilated area. Containers that have been opened must be carefully resealed and kept upright to prevent leakage. Store away from incompatible materials.

**Incompatible materials** Strong oxidizing agents.

## 8. EXPOSURE CONTROLS/PERSONAL PROTECTION

Name	ACGIH TLV	OSHA PELs:	OSHA - Vacated PELs	NIOSH IDLH
Solvent Refined, Hydrotreated Heavy Paraffinic Distillate 64742-54-7	Mineral oil, highly/severely refined, inhalable fraction 5 mg/m <sup>3</sup> TWA	-	-	-
2,6-di-tert-butylphenol 128-39-2	-	-	-	-

**Notes:** The manufacturer has voluntarily elected to provide exposure limits contained in OSHA's 1989 air contaminants standard in its SDSs, even though certain of those exposure limits were vacated in 1992.

**Engineering measures:** Local or general exhaust required when using at elevated temperatures that generate vapors or mists.

### Personal protective equipment

**Eye protection:** Use goggles or face-shield if the potential for splashing exists.

**Skin and body protection:** Wear neoprene, nitrile or PVA gloves to prevent skin contact. Glove suitability is based on workplace conditions and usage. Contact the glove manufacturer for specific advice on glove selection and breakthrough times. Wear appropriate protective clothing.

**Respiratory protection:** Use an approved organic vapor chemical cartridge or supplied air respirators when material produces vapors that exceed permissible exposure limits or excessive vapors are generated. Observe respirator assigned protection factors (APFs) criteria cited in federal OSHA 29 CFR 1910.134. Self-contained breathing apparatus should be used for fire fighting.

**Hygiene measures:** Handle in accordance with good industrial hygiene and safety practice. Avoid contact with skin, eyes and clothing. Wash hands before breaks and immediately after handling the product.

## 9. PHYSICAL AND CHEMICAL PROPERTIES

### Information on basic physical and chemical properties

**Physical State** Liquid  
**Appearance** Clear Liquid  
**Color** Clear  
**Odor** Petroleum  
**Odor Threshold** No available data.

<u>Property</u>	<u>Values (Method)</u>
Melting Point / Freezing Point	No available data.
Initial Boiling Point / Boiling Range	No available data.
Flash Point	> 220 °C / > 428 °F (Cleveland Open-Cup)
Evaporation Rate	No available data.
Flammability (solid, gas)	Not applicable.
Flammability Limit in Air (%)	
Upper Flammability Limit:	No available data.
Lower Flammability Limit:	No available data.
Vapor Pressure	No available data.
Vapor Density	No available data.
Specific Gravity / Relative Density	0.86-0.88
Water Solubility	No available data.
Solubility in other solvents	No available data.
Partition Coefficient	No available data.
Decomposition temperature:	No available data.
pH:	No available data.
Autoignition Temperature	No available data.
Kinematic Viscosity	≥ 28.8 mm <sup>2</sup> /s @ 40°C / 104°F (ASTM D445)
Dynamic Viscosity	No available data.
Explosive Properties	No available data.
Softening Point	No available data.
VOC Content (%)	0.12-37.7 (w/w)
Density	No available data.
Bulk Density	Not applicable.

## 10. STABILITY AND REACTIVITY

<u>Reactivity</u>	The product is non-reactive under normal conditions.
<u>Chemical stability</u>	Stable under recommended storage conditions.
<u>Possibility of hazardous reactions</u>	None under normal processing.
<u>Hazardous polymerization</u>	Will not occur.
<u>Conditions to avoid</u>	Sources of heat or ignition.
<u>Incompatible materials</u>	Strong oxidizing agents.
<u>Hazardous decomposition products</u>	None known under normal conditions of use.

## 11. TOXICOLOGICAL INFORMATION

### Potential short-term adverse effects from overexposures

<b>Inhalation</b>	Overheating may produce vapors which may cause respiratory irritation, dizziness and nausea.
<b>Eye contact</b>	Exposure to vapor or contact with liquid may cause mild eye irritation.
<b>Skin contact</b>	Prolonged or repeated exposure may cause dermatitis, folliculitis or oil acne.
<b>Ingestion</b>	May cause irritation of the mouth, throat and gastrointestinal tract.

### Acute Toxicological data

Name	Oral LD50	Dermal LD50	Inhalation LC50
------	-----------	-------------	-----------------

Solvent Refined, Hydrotreated Heavy Paraffinic Distillate 64742-54-7	> 5000 mg/kg (Rat)	> 2000 mg/kg (Rabbit)	> 5.5 mg/l (Rat) 4 h
2,6-di-tert-butylphenol 128-39-2	> 5000 mg/kg (Rat)	> 10 g/kg (Rabbit)	-

**Delayed and immediate effects as well as chronic effects from short and long-term exposure**

This product is considered to have a low order of acute and chronic oral and dermal toxicity.

**Adverse effects related to the physical, chemical and toxicological characteristics**

**Signs & Symptoms** Repeated or prolonged skin contact may cause drying, reddening, itching and cracking.

**Sensitization** Not expected to be a skin or respiratory sensitizer.

**Mutagenic effects** None known.

**Carcinogenicity** Cancer designations are listed in the table below.

Name	ACGIH (Class)	IARC (Class)	NTP	OSHA
Solvent Refined, Hydrotreated Heavy Paraffinic Distillate 64742-54-7	Mineral oil, poorly/mildly refined Suspected Human Carcinogen (A2) Mineral oil, highly/severely refined, inhalable fraction Not Classifiable (A4)	Mineral oil, untreated or mildly treated Carcinogenic to humans (1) Mineral oil, highly refined Not Classifiable (3)	Mineral oil, poorly/mildly refined Known to be human carcinogen	Not Listed
2,6-di-tert-butylphenol 128-39-2	Not Listed	Not Listed	Not Listed	Not Listed

**Reproductive toxicity** None known.

**Specific Target Organ Toxicity (STOT) - single exposure** Not classified.

**Specific Target Organ Toxicity (STOT) - repeated exposure** Not classified.

**Aspiration hazard** Not classified.

## 12. ECOLOGICAL INFORMATION

**Ecotoxicity** Harmful to aquatic life with long lasting effects.

Name	Algae/aquatic plants	Fish	Toxicity to Microorganisms	Crustacea
Solvent Refined, Hydrotreated Heavy Paraffinic Distillate 64742-54-7	-	96-hr LC50 = 5000 mg/L Rainbow trout	-	48-hr EC50 = 1000 mg/L Daphnia magna
2,6-di-tert-butylphenol 128-39-2	-	-	-	48-hr EC50 = 0.45 mg/l Daphnia magna

**Persistence and degradability** No information available.

**Bioaccumulation** Contains component(s) with the potential to bioaccumulate.

**Mobility in soil** No information available.

**Other adverse effects** No information available.

### 13. DISPOSAL CONSIDERATIONS

#### Description of Waste Residues

No information available.

#### Safe Handling of Wastes

Handle in accordance with applicable local, state, and federal regulations. Use personal protection measures as required.

#### Disposal of Wastes / Methods of Disposal

The user is responsible for determining if any discarded material is a hazardous waste (40 CFR 262.11). Dispose of in accordance with federal, state and local regulations.

#### Methods of Contaminated Packaging Disposal

Empty containers should be completely drained and then discarded or recycled, if possible. Do not cut, drill, grind or weld on empty containers since explosive residues may be present. Dispose of in accordance with federal, state and local regulations.

### 14. TRANSPORT INFORMATION

#### DOT (49 CFR 172.101):

UN Proper shipping name:	Not Regulated
UN/Identification No:	Not applicable
Transport Hazard Class(es):	Not applicable
Packing group:	Not applicable

#### TDG (Canada):

UN Proper shipping name:	Not Regulated
UN/Identification No:	Not applicable
Transport Hazard Class(es):	Not applicable
Packing group:	Not applicable

### 15. REGULATORY INFORMATION

#### US Federal Regulatory Information:

US TSCA Chemical Inventory Section 8(b):	This product and/or its components are listed on the TSCA Chemical Inventory.
--	---

#### EPA Superfund Amendment & Reauthorization Act (SARA):

**SARA Section 302:** This product may contain component(s) that have been listed on EPA's Extremely Hazardous Substance (EHS) List:

Name	CERCLA/SARA - Section 302 Extremely Hazardous Substances and TPQs
Solvent Refined, Hydrotreated Heavy Paraffinic Distillate	NA
2,6-di-tert-butylphenol	NA

**SARA Section 304:** This product may contain component(s) identified either as an EHS or a CERCLA Hazardous substance which in case of a spill or release may be subject to SARA reporting requirements:

Name	CERCLA/SARA - Hazardous Substances and their Reportable Quantities
Solvent Refined, Hydrotreated Heavy Paraffinic Distillate	NA
2,6-di-tert-butylphenol	NA

**SARA:** The following EPA hazard categories apply to this product:

None

**SARA Section 313:** This product may contain component(s), which if in exceedance of the de minimus threshold, may be subject to the reporting requirements of SARA Title III Section 313 Toxic Release Reporting (Form R).

Name	CERCLA/SARA 313 Emission reporting:
Solvent Refined, Hydrotreated Heavy Paraffinic Distillate	None
2,6-di-tert-butylphenol	None

**State and Community Right-To-Know Regulations:**

The following component(s) of this material are identified on the regulatory lists below:

**Solvent Refined, Hydrotreated Heavy Paraffinic Distillate**

Louisiana Right-To-Know:	Not Listed.
California Proposition 65:	Not Listed.
New Jersey Right-To-Know:	Not Listed.
Pennsylvania Right-To-Know:	Not Listed.
Massachusetts Right-To Know:	Not Listed.
Florida Substance List:	Not Listed.
Rhode Island Right-To-Know:	Not Listed.
Michigan Critical Materials Register List:	Not Listed.
Massachusetts Extraordinarily Hazardous Substances:	Not Listed.
California - Regulated Carcinogens:	Not Listed.
Pennsylvania RTK - Special Hazardous Substances:	Not Listed.
New Jersey - Special Hazardous Substances:	Carcinogen
New Jersey - Environmental Hazardous Substances List:	Not Listed.
Illinois - Toxic Air Contaminants	Present
New York - Reporting of Releases Part 597 - List of Hazardous Substances:	Not Listed.

**2,6-di-tert-butylphenol**

Louisiana Right-To-Know:	Not Listed.
California Proposition 65:	Not Listed.
New Jersey Right-To-Know:	Not Listed.
Pennsylvania Right-To-Know:	Not Listed.
Massachusetts Right-To Know:	Not Listed.
Florida Substance List:	Not Listed.
Rhode Island Right-To-Know:	Not Listed.
Michigan Critical Materials Register List:	Not Listed.
Massachusetts Extraordinarily Hazardous Substances:	Not Listed.
California - Regulated Carcinogens:	Not Listed.
Pennsylvania RTK - Special Hazardous Substances:	Not Listed.
New Jersey - Special Hazardous Substances:	Not Listed.
New Jersey - Environmental Hazardous Substances List:	Not Listed.
Illinois - Toxic Air Contaminants	Not Listed.
New York - Reporting of Releases Part 597 - List of Hazardous Substances:	Not Listed.

**Canada DSL/NDL Inventory:** This product and/or its components are listed either on the Domestic Substances List (DSL) or are exempt.

**Canadian Regulatory Information:** "This product has been classified in accordance with the hazard criteria of the Controlled Products Regulations and the (M)SDS contains all the information required by the Controlled Products Regulations."

Name	Canada - WHMIS: Classifications of Substances:	Canada - WHMIS: Ingredient Disclosure:
2,6-di-tert-butylphenol	D2B	1%

**NOTE:** Uncontrolled product according to WHMIS classification criteria.

## 16. OTHER INFORMATION

**Prepared By** Toxicology and Product Safety  
**Revision Date:** 05/22/2015

**Revision Note:**

**Disclaimer**

The information provided in this Safety Data Sheet is correct to the best of our knowledge, information and belief at the date of its publication. The information is intended as guidance for safe handling, use, processing, storage, transportation, accidental release, clean-up and disposal and is not considered a warranty or quality specification. The information relates only to the specific material designated and may not be valid for such material used in combination with any other materials or in any process, unless specified in the text.



# Safety Data Sheet

**Material Name:** Hess 10W30 Motor Oil

**SDS No.** 8957  
US GHS

**Synonyms:** Valvoline Product Code 52670413

## \*\*\* Section 1 - Product and Company Identification \*\*\*

### Manufacturer Information

Hess Corporation  
1 Hess Plaza  
Woodbridge, NJ 07095-0961

Phone: 732-750-6000 Corporate EHS  
Emergency # 800-424-9300 CHEMTREC  
[www.hess.com](http://www.hess.com) (Environment, Health, Safety Internet Website)

## \*\*\* Section 2 - Hazards Identification \*\*\*

### GHS Classification:

Skin Corrosion/Irritation – Category 2  
Specific Target Organ Toxicity – Category 3 (narcosis)  
Carcinogenicity - Category 1B

### GHS LABEL ELEMENTS

#### Symbol(s)



#### Signal Word

WARNING

#### Hazard Statements

Causes skin irritation.  
May cause cancer.  
May cause drowsiness or dizziness.

#### Precautionary Statements

##### Prevention

Wash hands and forearms thoroughly after handling.  
Wear protective gloves/protective clothing/eye protection.  
Obtain special instructions before use.  
Do not handle until all safety precautions have been read and understood.  
Avoid breathing fume/mist/vapors/spray.  
Use only outdoors or in a well-ventilated area.

##### Response

If on skin: Wash with plenty of soap and water. Take off contaminated clothing and wash it before reuse. If skin irritation occurs: Get medical advice/attention.  
If exposed or concerned: Get medical advice/attention.  
If inhaled: Remove person to fresh air and keep in a position comfortable for breathing. Call poison center or doctor if you feel unwell.

# Safety Data Sheet

**Material Name: Hess 10W30 Motor Oil**

## Storage

Store locked up.  
Store in a well-ventilated place.  
Keep container tightly closed.

## Disposal

Dispose of contents/container in accordance with local/regional/national/international regulations.

## \* \* \* Section 3 - Composition / Information on Ingredients \* \* \*

CAS #	Component	Percent
64742-65-0	Petroleum distillates, solvent dewaxed heavy paraffinic	83-93

Petroleum-based lubricating oil with detergent/dispersant engine oil package with zinc compounds.

## \* \* \* Section 4 - First Aid Measures \* \* \*

### First Aid: Eyes

If symptoms develop, move individual away from exposure and into fresh air. Flush eyes gently with water while holding eyelids apart. If symptoms persist or there is visual difficulty, seek medical attention.

### First Aid: Skin

Remove contaminated clothing. Wash exposed area with soap and water. If symptoms persist, seek medical attention. Launder clothing before reuse.

### First Aid: Ingestion

Seek medical attention. If individual is drowsy or unconscious, do not give anything by mouth; place individual on the left side with the head down. Contact a physician, medical facility, or poison control center for advice about whether to induce vomiting. If possible, do not leave individual unattended.

### First Aid: Inhalation

Remove person to fresh air. If person is not breathing provide artificial respiration. If necessary, provide additional oxygen once breathing is restored if trained to do so. Seek medical attention immediately.

### First Aid: Notes to Physician

Acute aspiration of large amounts of oil-laden material may produce a serious aspiration hazard. Patients who aspirate these oils should be followed for the development of long-term sequelae. Repeated aspiration of mineral oil can produce chronic inflammation of the lungs (i.e. lipid pneumonia) that may progress to pulmonary fibrosis. Symptoms are often subtle and radiological changes appear worse than clinical abnormalities. Occasionally, persistent cough, irritation of the upper respiratory tract, shortness of breath with exertion, fever, and bloody sputum occur. Inhalation exposure to oil mists below current workplace exposure limits is unlikely to cause pulmonary abnormalities. Preexisting disorders of the following organs (or organ systems) may be aggravated by exposure to this material: skin.

## \* \* \* Section 5 - Fire Fighting Measures \* \* \*

### General Fire Hazards

See Section 9 for Flammability Properties.  
Never use welding or cutting torch on or near drum (even empty) because product (even just residue) can ignite explosively. No special fire hazards are known to be associated with this product. Dense smoke may be generated while burning.



# Safety Data Sheet

**Material Name:** Hess 10W30 Motor Oil

## Hazardous Combustion Products

May form: carbon dioxide and carbon monoxide, oxides of sulfur, nitrogen and phosphorous, various hydrocarbons.

## Extinguishing Media

SMALL FIRES: Any extinguisher suitable for Class B fires, dry chemical, CO<sub>2</sub>, water spray, fire fighting foam, or gaseous extinguishing agent.

LARGE FIRES: Water spray, fog or fire fighting foam. Water may be ineffective for fighting the fire, but may be used to cool fire-exposed containers.

## Unsuitable Extinguishing Media

None

## Fire Fighting Equipment/Instructions

Small fires in the incipient (beginning) stage may typically be extinguished using handheld portable fire extinguishers and other fire fighting equipment. Firefighting activities that may result in potential exposure to high heat, smoke or toxic by-products of combustion should require NIOSH/MSHA- approved pressure-demand self-contained breathing apparatus with full facepiece and full protective clothing. Isolate area around container involved in fire. Cool tanks, shells, and containers exposed to fire and excessive heat with water. For massive fires the use of unmanned hose holders or monitor nozzles may be advantageous to further minimize personnel exposure. Major fires may require withdrawal, allowing the tank to burn. Large storage tank fires typically require specially trained personnel and equipment to extinguish the fire, often including the need for properly applied fire fighting foam.

## \* \* \* Section 6 - Accidental Release Measures \* \* \*

### Recovery and Neutralization

Carefully contain and stop the source of the spill, if safe to do so.

### Materials and Methods for Clean-Up

Take up with sand or other oil absorbing materials. Carefully shovel, scoop or sweep up into a waste container for reclamation or disposal. Caution, flammable vapors may accumulate in closed containers.

SMALL SPILL: Absorb liquid on vermiculite, floor absorbent or other absorbent material. Persons not wearing proper personal protective equipment should be excluded from area of spill.

LARGE SPILL: Prevent run-off to sewers, streams, or other bodies of water. If run-off occurs, notify authorities as required, that a spill has occurred. Persons not wearing proper personal protective equipment should be excluded from area of spill until clean-up has been completed.

### Emergency Measures

Evacuate nonessential personnel and remove or secure all ignition sources. Consider wind direction; stay upwind and uphill, if possible. Evaluate the direction of product travel, diking, sewers, etc. to confirm spill areas. Spills may infiltrate subsurface soil and groundwater; professional assistance may be necessary to determine the extent of subsurface impact.

### Personal Precautions and Protective Equipment

Response and clean-up crews must be properly trained and must utilize proper protective equipment (see Section 8).

# Safety Data Sheet

**Material Name:** Hess 10W30 Motor Oil

## Environmental Precautions

Protect bodies of water by diking, absorbents, or absorbent boom, if possible. Do not flush down sewer or drainage systems, unless system is designed and permitted to handle such material. The use of fire fighting foam may be useful in certain situations to reduce vapors. The proper use of water spray may effectively disperse product vapors or the liquid itself, preventing contact with ignition sources or areas/equipment that require protection.

## Prevention of Secondary Hazards

None

## \* \* \* Section 7 - Handling and Storage \* \* \*

### Handling Procedures

Handle as a combustible liquid. Keep away from heat, sparks, and open flame! Electrical equipment should be approved for classified area. Bond and ground containers during product transfer to reduce the possibility of static-initiated fire or explosion.

Special slow load procedures for "switch loading" must be followed to avoid the static ignition hazard that can exist when higher flash point material (such as fuel oil) is loaded into tanks previously containing low flash point products (such as this product) - see API Publication 2003, "Protection Against Ignitions Arising Out Of Static, Lightning and Stray Currents.

### Storage Procedures

Keep away from flame, sparks, excessive temperatures and open flame. Use approved vented containers. Keep containers closed and clearly labeled. Empty product containers or vessels may contain explosive vapors. Do not pressurize, cut, heat, weld or expose such containers to sources of ignition.

Store in a well-ventilated area. This storage area should comply with NFPA 30 "Flammable and Combustible Liquid Code". Avoid storage near incompatible materials. The cleaning of tanks previously containing this product should follow API Recommended Practice (RP) 2013 "Cleaning Mobile Tanks In Flammable and Combustible Liquid Service" and API RP 2015 "Cleaning Petroleum Storage Tanks."

### Incompatibilities

Avoid contact with: acids, halogens, strong oxidizing agents.

## \* \* \* Section 8 - Exposure Controls / Personal Protection \* \* \*

### Component Exposure Limits

ACGIH, OSHA, and NIOSH have not developed exposure limits for any of this product's components.

### Engineering Measures

Use adequate ventilation to keep vapor concentrations of this product below occupational exposure and flammability limits, particularly in confined spaces.

### Personal Protective Equipment: Respiratory

A NIOSH/MSHA-approved air-purifying respirator with organic vapor cartridges or canister may be permissible under certain circumstances where airborne concentrations are or may be expected to exceed exposure limits or for odor or irritation. Protection provided by air-purifying respirators is limited.

Use a positive pressure, air-supplied respirator if there is a potential for uncontrolled release, exposure levels are not known, in oxygen-deficient atmospheres, or any other circumstance where an air-purifying respirator may not provide adequate protection.

# Safety Data Sheet

**Material Name:** Hess 10W30 Motor Oil

## Personal Protective Equipment: Hands

Not normally required. However, wear resistant gloves such as nitrile rubber to prevent irritation which may result from prolonged or repeated skin contact with product.

## Personal Protective Equipment: Eyes

Safety glasses or goggles are recommended where there is a possibility of splashing or spraying.

## Personal Protective Equipment: Skin and Body

To prevent repeated or prolonged skin contact, wear impervious clothing and boots. Wear normal work clothing covering arms and legs.

## Hygiene Measures

Emergency eye wash capability should be available in the near proximity to operations presenting a potential splash exposure. Use good personal hygiene practices. Avoid repeated and/or prolonged skin exposure. Wash hands before eating, drinking, smoking, or using toilet facilities. Do not use as a cleaning solvent on the skin. Do not use solvents or harsh abrasive skin cleaners for washing this product from exposed skin areas. Waterless hand cleaners are effective. Promptly remove contaminated clothing and launder before reuse. Use care when laundering to prevent the formation of flammable vapors which could ignite via washer or dryer. Consider the need to discard contaminated leather shoes and gloves.

## \*\*\* Section 9 - Physical & Chemical Properties \*\*\*

<b>Appearance:</b>	Dry, clear and bright	<b>Odor:</b>	None
<b>Physical State:</b>	Liquid	<b>pH:</b>	ND
<b>Vapor Pressure:</b>	ND	<b>Vapor Density:</b>	ND
<b>Boiling Point:</b>	>425 °F (218.3°C) @ 760.00 mmHg	<b>Melting Point:</b>	ND
<b>Solubility (H2O):</b>	Negligible	<b>Specific Gravity:</b>	0.881 @ 60°F (16°C)
<b>Evaporation Rate:</b>	Slower than ethyl ether	<b>VOC:</b>	ND
<b>Viscosity:</b>	<= 3300.0 cps @ -20°C; 10.0 - 11.0 cst @ 100°C	<b>Octanol/H2O Coeff.:</b>	ND
<b>Flash Point:</b>	430 °F (221.1 °C)	<b>Flash Point Method:</b>	COC
<b>Upper Flammability Limit (UFL):</b>	ND	<b>Lower Flammability Limit (LFL):</b>	ND
<b>Burning Rate:</b>	ND	<b>Auto Ignition:</b>	ND

## \*\*\* Section 10 - Chemical Stability & Reactivity Information \*\*\*

### Chemical Stability

This is a stable material.

### Hazardous Reaction Potential

Will not occur.

### Conditions to Avoid

None

### Incompatible Products

Avoid contact with: acids, halogens, strong oxidizing agents.

### Hazardous Decomposition Products

May form: aldehydes, carbon dioxide and carbon monoxide, hydrogen sulfide, oxides of sulfur, nitrogen and phosphorus, toxic fumes, various hydrocarbons.

# Safety Data Sheet

Material Name: Hess 10W30 Motor Oil

## \*\*\* Section 11 - Toxicological Information \*\*\*

### Acute Toxicity

#### A: General Product Information

Harmful if large amounts are swallowed.

#### B: Component Analysis - LD50/LC50

**Petroleum distillates, solvent dewaxed heavy paraffinic (64742-65-0)**

Inhalation LC50 Rat >4.7 mg/L 4 h; Oral LD50 Rat >5000 mg/kg; Dermal LD50 Rabbit >5000 mg/kg

### Potential Health Effects: Skin Corrosion Property/Stimulativeness

May cause mild skin irritation. Prolonged or repeated contact may dry the skin. Symptoms include redness, burning, drying and cracking of the skin, and skin burns. Additional symptoms of skin contact include: acne. Passage of this material into the body through the skin is possible, but it is unlikely that this would result in harmful effects during safe handling and use.

### Potential Health Effects: Eye Critical Damage/ Stimulativeness

May cause mild eye irritation. Symptoms include stinging, tearing, and redness.

### Potential Health Effects: Ingestion

Swallowing small amounts of this material during normal handling is not likely to cause harmful effects. Swallowing large amounts may be harmful.

### Potential Health Effects: Inhalation

It is possible to breathe this material under certain conditions of handling and use (for example, during heating, spraying, or stirring). Breathing small amounts of this material during normal handling is not likely to cause harmful effects. Breathing large amounts may be harmful. Symptoms usually occur at air concentrations higher than the recommended exposure limits.

### Respiratory Organs Sensitization/Skin Sensitization

This product is not reported to have any skin sensitization effects.

### Generative Cell Mutagenicity

This product is not reported to have any mutagenic effects.

### Carcinogenicity

#### A: General Product Information

May cause cancer.

Used motor oil has been shown to cause skin cancer in laboratory animal continually exposed by repeated applications.

#### B: Component Carcinogenicity

None of this product's components are listed by ACGIH, IARC, OSHA, NIOSH, or NTP.

### Reproductive Toxicity

This product is not reported to have any reproductive toxicity effects.

### Specified Target Organ General Toxicity: Single Exposure

This product is not reported to have any specific target organ general toxicity single exposure effects.

### Specified Target Organ General Toxicity: Repeated Exposure

This product is not reported to have any specific target organ general toxicity repeat exposure effects.

### Aspiration Respiratory Organs Hazard

Acute aspiration of large amounts of oil-laden material may produce a serious aspiration hazard.

# Safety Data Sheet

Material Name: Hess 10W30 Motor Oil

## \*\*\* Section 12 - Ecological Information \*\*\*

### Ecotoxicity

#### A: General Product Information

Keep out of sewers, drainage areas and waterways. Report spills and releases, as applicable, under Federal and State regulations.

#### B: Component Analysis - Ecotoxicity - Aquatic Toxicity

Petroleum distillates, solvent dewaxed heavy paraffinic (64742-65-0)

##### Test & Species

##### Conditions

96 Hr LC50 Oncorhynchus mykiss >5000 mg/L

48 Hr EC50 Daphnia magna >1000 mg/L

### Persistence/Degradability

No information available.

### Bioaccumulation

No information available.

### Mobility in Soil

No information available.

## \*\*\* Section 13 - Disposal Considerations \*\*\*

### Waste Disposal Instructions

See Section 7 for Handling Procedures. See Section 8 for Personal Protective Equipment recommendations.

### Disposal of Contaminated Containers or Packaging

Dispose of contents/container in accordance with local/regional/national/international regulations.

## \*\*\* Section 14 - Transportation Information \*\*\*

### DOT Information

Shipping Name: Not Regulated

## \*\*\* Section 15 - Regulatory Information \*\*\*

### Regulatory Information

#### Component Analysis

None of this products components are listed under SARA Section 302 (40 CFR 355 Appendix A), SARA Section 313 (40 CFR 372.65), or CERCLA (40 CFR 302.4).

#### SARA Section 311/312 – Hazard Classes

Acute Health

X

Chronic Health

X

Fire

--

Sudden Release of Pressure

--

Reactive

--

#### SARA SECTION 313 - SUPPLIER NOTIFICATION

ZINC C1-C14 ALKYLDITHIOPHOSPHATE (CAS No. 68649-42-3)

### State Regulations

# Safety Data Sheet

**Material Name:** Hess 10W30 Motor Oil

## Component Analysis - State

None of this product's components are listed on the state lists from CA, MA, MN, NJ, PA, or RI.

## Component Analysis - WHMIS IDL

No components are listed in the WHMIS IDL.

## Additional Regulatory Information

## Component Analysis - Inventory

Component	CAS #	TSCA	CAN	EEC
Petroleum distillates, solvent dewaxed heavy paraffinic	64742-65-0	Yes	DSL	EINECS

## \* \* \* Section 16 - Other Information \* \* \*

**NFPA® Hazard Rating**

Health	1
Fire	1
Reactivity	0



**HMIS® Hazard Rating**

Health	1*	Slight
Fire	1	Slight
Physical	0	Minimal

\*Chronic

## Key/Legend

EPA = Environmental Protection Agency; TSCA = Toxic Substance Control Act; ACGIH = American Conference of Governmental Industrial Hygienists; IARC = International Agency for Research on Cancer; NIOSH = National Institute for Occupational Safety and Health; NTP = National Toxicology Program; OSHA = Occupational Safety and Health Administration., NJTSR = New Jersey Trade Secret Registry.

## Literature References

None

## Other Information

Information presented herein has been compiled from sources considered to be dependable, and is accurate and reliable to the best of our knowledge and belief, but is not guaranteed to be so. Since conditions of use are beyond our control, we make no warranties, expressed or implied, except those that may be contained in our written contract of sale or acknowledgment.

Vendor assumes no responsibility for injury to vendee or third persons proximately caused by the material if reasonable safety procedures are not adhered to as stipulated in the data sheet. Additionally, vendor assumes no responsibility for injury to vendee or third persons proximately caused by abnormal use of the material, even if reasonable safety procedures are followed. Furthermore, vendee assumes the risk in their use of the material.

End of Sheet

## Safety Data Sheet

according to Hazard Communication Standard; 29 CFR 1910.1200



# OFF!® DEEP WOODS® INSECT REPELLENT VIII (DRY)

Version 2.0

Print Date 09/08/2016

Revision Date 07/12/2016

SDS Number 350000015104

## 1. PRODUCT AND COMPANY IDENTIFICATION

### Product information

**Product name** : OFF!® DEEP WOODS® INSECT REPELLENT VIII (DRY)

**Recommended use** : Insect Repellent

**Manufacturer, importer, supplier** : S.C. Johnson & Son, Inc.  
1525 Howe Street  
Racine WI 53403-2236

**Telephone** : +18005585252  
**Emergency telephone number** : 24 Hour Medical Emergency Phone: (866)231-5406  
24 Hour International Emergency Phone: (703)527-3887  
24 Hour Transport Emergency Phone: (800)424-9300

## 2. HAZARDS IDENTIFICATION

### Classification of the substance or mixture

#### Globally Harmonized System (GHS) Classification

Hazard classification	Hazard category	Hazards identification
Aerosol	Category 1	Extremely flammable aerosol.
Eye irritation	Category 2A	Causes serious eye irritation.
Gases under pressure	Liquefied gas	Contains gas under pressure; may explode if heated.

### Labelling

#### Hazard symbols

Flame  
Gas cylinder  
Exclamation mark

#### Signal word

Danger

#### Hazard statements

Extremely flammable aerosol.  
Contains gas under pressure; may explode if heated.  
Causes serious eye irritation.

## Safety Data Sheet

according to Hazard Communication Standard; 29 CFR 1910.1200



# OFF!® DEEP WOODS® INSECT REPELLENT VIII (DRY)

Version 2.0

Print Date 09/08/2016

Revision Date 07/12/2016

SDS Number 350000015104

### Precautionary statements

If medical advice is needed, have product container or label at hand.

Keep out of reach of children.

Read label before use.

IF IN EYES: Rinse cautiously with water for several minutes. Remove contact lenses, if present and easy to do. Continue rinsing.

If eye irritation persists: Get medical advice/ attention.

Protect from sunlight. Do not expose to temperatures exceeding 50 °C/ 122 °F.

Protect from sunlight. Store in a well-ventilated place.

Keep away from heat/sparks/open flames/hot surfaces. No smoking.

Do not spray on an open flame or other ignition source.

Do not pierce or burn, even after use.

Wear protective gloves/ protective clothing/ eye protection/ face protection.

Wash hands thoroughly after handling.

**Other hazards** : None identified

## 3. COMPOSITION/INFORMATION ON INGREDIENTS

Chemical Name	CAS-No.	Weight percent
N,N-Diethyl-m-toluamide	134-62-3	10.00 - 30.00
Ethyl alcohol	64-17-5	10.00 - 30.00
Butane	106-97-8	10.00 - 30.00
Corn starch	9005-25-8	10.00 - 30.00
Propane	74-98-6	5.00 - 10.00
Isobutane	75-28-5	5.00 - 10.00
Isopropyl Myristate	110-27-0	1.00 - 5.00
Magnesium carbonate	546-93-0	1.00 - 5.00

The specific chemical identity and/or exact percentage (concentration) of this composition has been withheld as a trade secret.

For additional information on product ingredients, see [www.whatsinsidescjohnson.com](http://www.whatsinsidescjohnson.com).

## 4. FIRST AID MEASURES

**Eye contact** : IF IN EYES: Rinse cautiously with water for several minutes. Remove contact lenses, if present and easy to do. Continue rinsing. If eye irritation persists: Get medical advice/ attention.



## Safety Data Sheet

according to Hazard Communication Standard; 29 CFR 1910.1200



### OFF!® DEEP WOODS® INSECT REPELLENT VIII (DRY)

Version 2.0

Print Date 09/08/2016

Revision Date 07/12/2016

SDS Number 350000015104

- |                     |   |  |
|---------------------|---|--|
| <b>Skin contact</b> | : | If you suspect a reaction to this product, discontinue use and remove contaminated clothing. |
| <b>Inhalation</b>   | : | No special requirements.   |
| <b>Ingestion</b>    | : | No special requirements  |

---

#### 5. FIREFIGHTING MEASURES

- |   |   |   |
|---|---|---|
| <b>Suitable extinguishing media</b>         | : | Use water spray, alcohol-resistant foam, dry chemical or carbon dioxide.  |
| <b>Specific hazards during firefighting</b> | : | Aerosol Product - Containers may rocket or explode in heat of fire. Do not allow run-off from fire fighting to enter drains or water courses.   |
| <b>Further information</b>                  | : | Fight fire from maximum distance or protected area. Cool and use caution when approaching or handling fire-exposed containers. Wear full protective clothing and positive pressure self-contained breathing apparatus. In case of fire and/or explosion do not breathe fumes. |
| <b>NFPA Classification</b>                  | : | NFPA Level 2 Aerosol  |

---

#### 6. ACCIDENTAL RELEASE MEASURES

- |  |   |   |
|--|---|---|
| <b>Personal precautions</b>                                  | : | Remove all sources of ignition.<br>Wear personal protective equipment.<br>Wash thoroughly after handling.   |
| <b>Environmental precautions</b>                             | : | Do not flush into surface water or sanitary sewer system.<br>Use appropriate containment to avoid environmental contamination.<br>Outside of normal use, avoid release to the environment.  |
| <b>Methods and materials for containment and cleaning up</b> | : | If damage occurs to aerosol can:<br>Contain spillage, soak up with non-combustible absorbent material, (e.g. sand, earth, diatomaceous earth, vermiculite) and transfer to a container for disposal according to local / national regulations (see section 13). |

## Safety Data Sheet

according to Hazard Communication Standard; 29 CFR 1910.1200



# OFF!® DEEP WOODS® INSECT REPELLENT VIII (DRY)

Version 2.0

Print Date 09/08/2016

Revision Date 07/12/2016

SDS Number 350000015104

Use only non-sparking equipment.  
Dike large spills.  
Clean residue from spill site.

## 7. HANDLING AND STORAGE

### Handling

#### Precautions for safe handling

: Avoid contact with eyes and lips.  
For personal protection see section 8.  
Use only as directed.  
KEEP OUT OF REACH OF CHILDREN AND PETS.  
Pressurized container.  
Do not pierce or burn, even after use.  
Wash thoroughly after handling.

#### Advice on protection against fire and explosion

: Keep away from sources of ignition - No smoking.  
Do not spray on an open flame or other ignition source.

### Storage

#### Requirements for storage areas and containers

: Protect from sunlight. Do not expose to temperatures exceeding 50 °C/ 122 °F.  
Keep away from food, drink and animal feedingstuffs.  
Keep in a dry, cool and well-ventilated place.

**Safety Data Sheet**

according to Hazard Communication Standard; 29 CFR 1910.1200

**OFF!® DEEP WOODS® INSECT REPELLENT VIII (DRY)**

Version 2.0

Print Date 09/08/2016

Revision Date 07/12/2016

SDS Number 350000015104

**8. EXPOSURE CONTROLS/PERSONAL PROTECTION****Occupational Exposure Limits**

Components	CAS-No.	mg/m3	ppm	Non-standard units	Basis
Ethyl alcohol	64-17-5	1,900 mg/m3	1,000 ppm	-	OSHA TWA
Ethyl alcohol	64-17-5	-	1,000 ppm	-	ACGIH STEL
Butane	106-97-8	-	1,000 ppm	-	ACGIH STEL
Corn starch	9005-25-8	5 mg/m3	-	-	OSHA TWA
Corn starch	9005-25-8	15 mg/m3	-	-	OSHA TWA
Corn starch	9005-25-8	10 mg/m3	-	-	ACGIH TWA
Propane	74-98-6	1,800 mg/m3	1,000 ppm	-	OSHA TWA
Propane	74-98-6	-	-	-	ACGIH TWA
Isobutane	75-28-5	-	1,000 ppm	-	ACGIH STEL
Magnesium carbonate	546-93-0	15 mg/m3	-	-	OSHA TWA
Magnesium carbonate	546-93-0	5 mg/m3	-	-	OSHA TWA

**Personal protective equipment****Respiratory protection** : Do not spray in enclosed areas.**Hand protection** : No special requirements.**Eye protection** : Safety glasses with side-shields

## Safety Data Sheet

according to Hazard Communication Standard; 29 CFR 1910.1200



### OFF!® DEEP WOODS® INSECT REPELLENT VIII (DRY)

Version 2.0

Print Date 09/08/2016

Revision Date 07/12/2016

SDS Number 350000015104

**Skin and body protection** : No special requirements.

**Hygiene measures** : Handle in accordance with good industrial hygiene and safety practice. Wash thoroughly after handling.

---

#### 9. PHYSICAL AND CHEMICAL PROPERTIES

**Form** : aerosol

**Form** : Compressed gas

**Color** : white

**Odor** : pleasant

**Odour Threshold** : No data available

**pH** : 10.3  
(as aqueous solution)

**Melting point/freezing point** : No data available

**Initial boiling point and boiling range** : No data available

**Flash point** : < -7 °C  
< 19.4 °F  
Propellant

**Evaporation rate** : No data available

**Flammability (solid, gas)** : Sustains combustion

**Upper/lower flammability or explosive limits** : No data available

## Safety Data Sheet

according to Hazard Communication Standard; 29 CFR 1910.1200



### OFF!® DEEP WOODS® INSECT REPELLENT VIII (DRY)

Version 2.0

Print Date 09/08/2016

Revision Date 07/12/2016

SDS Number 350000015104

Vapour pressure	: No data available
Vapour density	: No data available
Relative density	: 0.82 g/cm3
Solubility(ies)	: dispersible
Partition coefficient: n-octanol/water	: No data available
Auto-ignition temperature	: No data available
Decomposition temperature	: Test not applicable for this product type
Viscosity, dynamic	: No data available
Viscosity, kinematic	: No data available
Oxidizing properties	: No data available
Volatile Organic Compounds Total VOC (wt. %)*	: 52.6 % - additional exemptions may apply *as defined by US Federal and State Consumer Product Regulations
Other information	: None identified :

#### 10. STABILITY AND REACTIVITY

Possibility of hazardous : If accidental mixing occurs and toxic gas is formed, exit area

## Safety Data Sheet

according to Hazard Communication Standard; 29 CFR 1910.1200



### OFF!® DEEP WOODS® INSECT REPELLENT VIII (DRY)

Version 2.0

Print Date 09/08/2016

Revision Date 07/12/2016

SDS Number 350000015104

**reactions** immediately. Do not return until well ventilated.

**Conditions to avoid** : Heat, flames and sparks.

**Incompatible materials** : Strong oxidizing agents  
Do not mix with bleach or any other household cleaners.  
Strong bases

**Hazardous decomposition products** : Thermal decomposition can lead to release of irritating gases and vapours.

## 11. TOXICOLOGICAL INFORMATION

**Emergency Overview** : Danger

**Acute oral toxicity** :

**Acute inhalation toxicity** :

**Acute dermal toxicity** :

GHS Properties	Classification	Routes of entry
Acute toxicity	No classification proposed	-
Skin corrosion/irritation	No classification proposed	-
Eye irritation	Category 2A	-
Skin sensitisation	No classification proposed	-
Respiratory sensitisation	No classification proposed	-
Germ cell mutagenicity	No classification proposed	-
Carcinogenicity	No classification proposed	-
Reproductive toxicity	No classification proposed	-
Specific target organ	No classification proposed	-

**Safety Data Sheet**

according to Hazard Communication Standard; 29 CFR 1910.1200

**OFF!® DEEP WOODS® INSECT REPELLENT VIII (DRY)**

Version 2.0

Print Date 09/08/2016

Revision Date 07/12/2016

SDS Number 350000015104

toxicity - single exposure		
Specific target organ toxicity - repeated exposure	No classification proposed	-
Aspiration hazard	No classification proposed	-

**Aggravated Medical Condition** : Do not apply to cuts or irritated skin.

**12. ECOLOGICAL INFORMATION**

**Product** : The product itself has not been tested.

**Toxicity**

The ingredients in this formula have been reviewed and no adverse impact to the environment is expected when used according to label directions.

**Toxicity to fish**

Components	End point	Species	Value	Exposure time
N,N-Diethyl-m-toluamide	static test LC50	Oncorhynchus mykiss (rainbow trout)	71.25 mg/l	96 h
Ethyl alcohol	LC50	Fish	11,200 mg/l	96 h
Butane	LC50 QSAR	Fish	27.98 mg/l	96 h
Corn starch	static test LC50 Measured No informatio n	Fish	5,000 mg/l	96 h

**Safety Data Sheet**

according to Hazard Communication Standard; 29 CFR 1910.1200

**OFF!® DEEP WOODS® INSECT REPELLENT VIII (DRY)**

Version 2.0

Print Date 09/08/2016

Revision Date 07/12/2016

SDS Number 350000015104

	available.			
Propane	LC50	Fish	27.98 mg/l	96 h
Isobutane	LC50 QSAR	Fish	27.98 mg/l	96 h
Isopropyl Myristate	LC50	Danio rerio (zebra fish)	8,400 mg/l	96 h
Magnesium carbonate	static test LC50	Pimephales promelas (fathead minnow)	2,800 mg/l	96 h

**Toxicity to aquatic invertebrates**

Components	End point	Species	Value	Exposure time
N,N-Diethyl-m-toluamide	LC50	Daphnia magna (Water flea)	75 mg/l	51 h
	semi-static test NOEC Measured OECD Guideline 211 (Daphnia magna Reproduction Test)	Daphnia magna	3.7 mg/l	21 d
Ethyl alcohol	static test LC50	Ceriodaphnia dubia		48 h



**Safety Data Sheet**

according to Hazard Communication Standard; 29 CFR 1910.1200

**OFF!® DEEP WOODS® INSECT REPELLENT VIII (DRY)**

Version 2.0

Print Date 09/08/2016

Revision Date 07/12/2016

SDS Number 350000015104

			5,012 mg/l	
	NOEC	Daphnia magna	9.6 mg/l	9 d
Butane	No data available			
Corn starch	No data available			
Propane	LC50	Daphnid	14.22 mg/l	48 h
Isobutane	LC50 QSAR	Daphnid	16.33 mg/l	48 h
Isopropyl Myristate	EC50	Daphnia magna (Water flea)	100 mg/l	48 h
Magnesium carbonate	No data available			

**Toxicity to aquatic plants**

Components	End point	Species	Value	Exposure time
N,N-Diethyl-m-toluamide	NOEC	Pseudokirchneriella subcapitata (green algae)	0.521 mg/l	96 h
Ethyl alcohol	Static EC50	Chlorella vulgaris (Fresh water algae)	275 mg/l	72 h

**Safety Data Sheet**

according to Hazard Communication Standard; 29 CFR 1910.1200

**OFF!® DEEP WOODS® INSECT REPELLENT VIII (DRY)**

Version 2.0

Print Date 09/08/2016

Revision Date 07/12/2016

SDS Number 350000015104

Butane	EC50 QSAR	Green algae	7.71 mg/l	96 h
Corn starch	No data available			
Propane	No data available			
Isobutane	EC50 QSAR	Green algae	8.57 mg/l	96 h
Isopropyl Myristate	EC50	Desmodemus subspicatus	> 100 mg/l	72 h
Magnesium carbonate	static test EC50 Read- across (Analogy)	Desmodemus subspicatus (green algae)	> 100 mg/l	72 h

**Persistence and degradability**

Component	Biodegradation	Exposure time	Summary
N,N-Diethyl-m-toluamide	83.8 %	28 d	Readily biodegradable
Ethyl alcohol	97 %	28 d	Readily biodegradable
Butane	100 %	385.5 h	Readily biodegradable
Corn starch	No data available		Readily biodegradable
Propane	70 %	< 10 d	Readily biodegradable
Isobutane	70 %	< 10 d	Readily biodegradable
Isopropyl Myristate	91.4 %	28 d	Readily biodegradable
Magnesium carbonate	No data available		

**Bioaccumulative potential**

Component	Bioconcentration	Partition Coefficient n-
-----------	------------------	--------------------------

**Safety Data Sheet**

according to Hazard Communication Standard; 29 CFR 1910.1200

**OFF!® DEEP WOODS® INSECT REPELLENT VIII (DRY)**

Version 2.0

Print Date 09/08/2016

Revision Date 07/12/2016

SDS Number 350000015104

	<b>factor (BCF)</b>	<b>Octanol/water (log)</b>
N,N-Diethyl-m-toluamide	21.9 estimated	2.4
Ethyl alcohol	3.2 estimated	-0.35 Measured
Butane	No data available	2.89
Corn starch	No data available	No data available
Propane	No data available	2.36
Isobutane	1.57 - 1.97	2.8
Isopropyl Myristate	1,220.1	7.71
Magnesium carbonate	0.89 QSAR	-2.12 QSAR

**Mobility**

<b>Component</b>	<b>End point</b>	<b>Value</b>
N,N-Diethyl-m-toluamide	Koc	43.3
Ethyl alcohol	No data available	
Butane	No data available	
Corn starch	No data available	
Propane	No data available	
Isobutane	No data available	
Isopropyl Myristate	log Koc	4.08
Magnesium carbonate	No data available	

**PBT and vPvB assessment**

<b>Component</b>	<b>Results</b>
N,N-Diethyl-m-toluamide	Not fulfilling PBT and vPvB criteria
Ethyl alcohol	Not fulfilling PBT and vPvB criteria
Butane	Not fulfilling PBT and vPvB criteria
Corn starch	Not fulfilling PBT and vPvB criteria
Propane	Not fulfilling PBT and vPvB criteria
Isobutane	Not fulfilling PBT and vPvB criteria
Isopropyl Myristate	Not fulfilling PBT and vPvB criteria

## Safety Data Sheet

according to Hazard Communication Standard; 29 CFR 1910.1200



### OFF!® DEEP WOODS® INSECT REPELLENT VIII (DRY)

Version 2.0

Print Date 09/08/2016

Revision Date 07/12/2016

SDS Number 350000015104

Magnesium carbonate	Not fulfilling PBT and vPvB criteria

**Other adverse effects** : No data available

#### 13. DISPOSAL CONSIDERATIONS

##### PESTICIDAL WASTE:

For disposal information, please read and follow Disposal instructions on the pesticide label.

Consumer may discard empty container in trash, or recycle where facilities exist.

#### 14. TRANSPORT INFORMATION

Please refer to the Bill of Lading/receiving documents for up-to-date shipping information.

	Land transport	Sea transport	Air transport
<b>UN number</b>	1950	1950	1950
<b>UN proper shipping name</b>	AEROSOLS, Flammable	AEROSOLS, Flammable	AEROSOLS, Flammable
<b>Transport hazard class(es)</b>	2.1	2	2.1
<b>Packing group</b>	-	-	-
<b>Environmental hazards</b>	-	-	-
<b>Special precautions for user</b>	Limited quantities derogation may be applicable to this product, please check transport documents.	Limited quantities derogation may be applicable to this product, please check transport documents.	Limited quantities derogation may be applicable to this product, please check transport documents.

#### 15. REGULATORY INFORMATION

##### FIFRA Labeling

## Safety Data Sheet

according to Hazard Communication Standard; 29 CFR 1910.1200



### OFF!® DEEP WOODS® INSECT REPELLENT VIII (DRY)

Version 2.0

Print Date 09/08/2016

Revision Date 07/12/2016

SDS Number 350000015104

This chemical is a pesticide product registered by the Environmental Protection Agency and is subject to certain labeling requirements under federal pesticide law. These requirements differ from the classification criteria and hazard information required for safety data sheets, and for workplace labels of non-pesticide chemicals.

Following is the hazard information as required on the pesticide label:

#### WARNING:

Causes substantial but temporary eye injury.

Harmful if swallowed.

Use of this product may cause skin reactions in rare cases.

Extremely flammable

Contents under pressure.

Exposure to temperatures above 120° F may cause bursting.

**Notification status** : All ingredients of this product are listed or are excluded from listing on the U.S. Toxic Substances Control Act (TSCA) Chemical Substance Inventory.

**Notification status** : All ingredients of this product comply with the New Substances Notification requirements under the Canadian Environmental Protection Act (CEPA).

**California Prop. 65** : This product is not subject to the reporting requirements under California's Proposition 65.

#### Registration # / Agency

4822-572/US/EPA

30598/PMRA

## Safety Data Sheet

according to Hazard Communication Standard; 29 CFR 1910.1200



### OFF!® DEEP WOODS® INSECT REPELLENT VIII (DRY)

Version 2.0

Print Date 09/08/2016

Revision Date 07/12/2016

SDS Number 350000015104

#### 16. OTHER INFORMATION

##### HMIS Ratings

Health	2
Flammability	4
Reactivity	0

##### NFPA Ratings

Health	2
Fire	4
Reactivity	0
Special	-

This information is being provided in accordance with the Occupational Safety and Health Administration (OSHA) regulation (29 CFR 1910.1200). The information supplied is designed for workplaces where product use and frequency of exposure exceeds that established for the labeled consumer use.

#### Further information

This document has been prepared using data from sources considered to be technically reliable. It does not constitute a warranty, expressed or implied, as to the accuracy of the information contained herein. Actual conditions of use are beyond the seller's control. User is responsible to evaluate all available information when using product for any particular use and to comply with all Federal, State, Provincial and Local laws and regulations.

Prepared by	SC Johnson Global Safety Assessment & Regulatory Affairs (GSARA)
-------------	--



# Safety Data Sheet

**Material Name: Gasoline All Grades**

**SDS No. 9950**  
US GHS

**Synonyms:** Hess Conventional (Oxygenated and Non-oxygenated) Gasoline; Reformulated Gasoline (RFG); Reformulated Gasoline Blendstock for Oxygenate Blending (RBOB); Unleaded Motor or Automotive Gasoline

## \*\*\* Section 1 - Product and Company Identification \*\*\*

### Manufacturer Information

Hess Corporation  
1 Hess Plaza  
Woodbridge, NJ 07095-0961

Phone: 732-750-6000 Corporate EHS  
Emergency # 800-424-9300 CHEMTREC  
[www.hess.com](http://www.hess.com) (Environment, Health, Safety Internet Website)

## \*\*\* Section 2 - Hazards Identification \*\*\*

### GHS Classification:

Flammable Liquid - Category 2  
Skin Corrosion/Irritation - Category 2  
Germ Cell Mutagenicity - Category 1B  
Carcinogenicity - Category 1B  
Toxic to Reproduction - Category 1A  
Specific Target Organ Toxicity (Single Exposure) - Category 3 (respiratory irritation, narcosis)  
Specific Target Organ Toxicity (Repeat Exposure) - Category 1 (liver, kidneys, bladder, blood, bone marrow, nervous system)  
Aspiration Hazard - Category 1  
Hazardous to the Aquatic Environment – Acute Hazard - Category 3

### GHS LABEL ELEMENTS

#### Symbol(s)



#### Signal Word

DANGER

#### Hazard Statements

Highly flammable liquid and vapour.  
Causes skin irritation.  
May cause genetic defects.  
May cause cancer.  
May damage fertility or the unborn child.  
May cause respiratory irritation.  
May cause drowsiness or dizziness.  
Causes damage to organs (liver, kidneys, bladder, blood, bone marrow, nervous system) through prolonged or repeated exposure.  
May be fatal if swallowed and enters airways.  
Harmful to aquatic life.

# Safety Data Sheet

Material Name: Gasoline All Grades

SDS No. 9950

## Precautionary Statements

### Prevention

Keep away from heat/sparks/open flames/hot surfaces. No smoking  
Keep container tightly closed.  
Ground/bond container and receiving equipment.  
Use explosion-proof electrical/ventilating/lighting/equipment.  
Use only non-sparking tools.  
Take precautionary measures against static discharge.  
Wear protective gloves/protective clothing/eye protection/face protection.  
Wash hands and forearms thoroughly after handling.  
Obtain special instructions before use.  
Do not handle until all safety precautions have been read and understood.  
Do not breathe mist/vapours/spray.  
Use only outdoors or in well-ventilated area.  
Do not eat, drink or smoke when using this product.  
Avoid release to the environment.

### Response

In case of fire: Use water spray, fog, dry chemical fire extinguishers or hand held fire extinguisher.  
IF ON SKIN (or hair): Wash with plenty of soap and water. Remove/Take off immediately all contaminated clothing and wash before reuse. If skin irritation occurs, get medical advice/attention.  
IF exposed or concerned: Get medical advice/attention.  
IF INHALED: Remove victim to fresh air and keep at rest in a position comfortable for breathing. Call a poison center or doctor/physician if you feel unwell.  
Get medical advice/attention if you feel unwell.  
IF SWALLOWED: Immediately call a POISON CENTER or doctor/physician. Do not induce vomiting.

### Storage

Store in a well-ventilated place.  
Keep cool. Keep container tightly closed.  
Store locked up.

### Disposal

Dispose of contents/container in accordance with local/regional/national/international regulations.

## \* \* \* Section 3 - Composition / Information on Ingredients \* \* \*

CAS #	Component	Percent
86290-81-5	Gasoline, motor fuel	100
108-88-3	Toluene	1-25
106-97-8	Butane	<10
1330-20-7	Xylenes (o-, m-, p- isomers)	1-15
95-63-6	Benzene, 1,2,4-trimethyl-	<6
64-17-5	Ethyl alcohol	0-10
100-41-4	Ethylbenzene	<3
71-43-2	Benzene	0.1-4.9



# Safety Data Sheet

**Material Name: Gasoline All Grades**

**SDS No. 9950**

110-54-3	Hexane	0.5-4
----------	--------	-------

A complex blend of petroleum-derived normal and branched-chain alkane, cycloalkane, alkene, and aromatic hydrocarbons. May contain antioxidant and multifunctional additives. Non-oxygenated Conventional Gasoline and RBOB do not have oxygenates (Ethanol). Oxygenated Conventional and Reformulated Gasoline will have oxygenates for octane enhancement or as legally required.

## \* \* \* Section 4 - First Aid Measures \* \* \*

### **First Aid: Eyes**

In case of contact with eyes, immediately flush with clean, low-pressure water for at least 15 min. Hold eyelids open to ensure adequate flushing. Seek medical attention.

### **First Aid: Skin**

Remove contaminated clothing. Wash contaminated areas thoroughly with soap and water or with waterless hand cleanser. Obtain medical attention if irritation or redness develops.

### **First Aid: Ingestion**

DO NOT INDUCE VOMITING. Do not give liquids. Obtain immediate medical attention. If spontaneous vomiting occurs, lean victim forward to reduce the risk of aspiration. Monitor for breathing difficulties. Small amounts of material which enter the mouth should be rinsed out until the taste is dissipated.

### **First Aid: Inhalation**

Remove person to fresh air. If person is not breathing, provide artificial respiration. If necessary, provide additional oxygen once breathing is restored if trained to do so. Seek medical attention immediately.

## \* \* \* Section 5 - Fire Fighting Measures \* \* \*

### **General Fire Hazards**

See Section 9 for Flammability Properties.

Vapors may be ignited rapidly when exposed to heat, spark, open flame or other source of ignition. Flowing product may be ignited by self-generated static electricity. When mixed with air and exposed to an ignition source, flammable vapors can burn in the open or explode in confined spaces. Being heavier than air, vapors may travel long distances to an ignition source and flash back. Runoff to sewer may cause fire or explosion hazard.

### **Hazardous Combustion Products**

Carbon monoxide, carbon dioxide and non-combusted hydrocarbons (smoke). Contact with nitric and sulfuric acids will form nitrocresols that can decompose violently.

### **Extinguishing Media**

SMALL FIRES: Any extinguisher suitable for Class B fires, dry chemical, CO<sub>2</sub>, water spray, fire fighting foam, or gaseous extinguishing agent.

LARGE FIRES: Water spray, fog or fire fighting foam. Water may be ineffective for fighting the fire, but may be used to cool fire-exposed containers.

Firefighting foam suitable for polar solvents is recommended for fuel with greater than 10% oxygenate concentration.

### **Unsuitable Extinguishing Media**

None

# Safety Data Sheet

Material Name: Gasoline All Grades

SDS No. 9950

## Fire Fighting Equipment/Instructions

Small fires in the incipient (beginning) stage may typically be extinguished using handheld portable fire extinguishers and other fire fighting equipment. Firefighting activities that may result in potential exposure to high heat, smoke or toxic by-products of combustion should require NIOSH/MSHA- approved pressure-demand self-contained breathing apparatus with full facepiece and full protective clothing. Isolate area around container involved in fire. Cool tanks, shells, and containers exposed to fire and excessive heat with water. For massive fires the use of unmanned hose holders or monitor nozzles may be advantageous to further minimize personnel exposure. Major fires may require withdrawal, allowing the tank to burn. Large storage tank fires typically require specially trained personnel and equipment to extinguish the fire, often including the need for properly applied fire fighting foam.

## \*\*\* Section 6 - Accidental Release Measures \*\*\*

### Recovery and Neutralization

Carefully contain and stop the source of the spill, if safe to do so.

### Materials and Methods for Clean-Up

Take up with sand or other oil absorbing materials. Carefully shovel, scoop or sweep up into a waste container for reclamation or disposal. Caution, flammable vapors may accumulate in closed containers.

### Emergency Measures

Evacuate nonessential personnel and remove or secure all ignition sources. Consider wind direction; stay upwind and uphill, if possible. Evaluate the direction of product travel, diking, sewers, etc. to confirm spill areas. Spills may infiltrate subsurface soil and groundwater; professional assistance may be necessary to determine the extent of subsurface impact.

### Personal Precautions and Protective Equipment

Response and clean-up crews must be properly trained and must utilize proper protective equipment (see Section 8).

### Environmental Precautions

Protect bodies of water by diking, absorbents, or absorbent boom, if possible. Do not flush down sewer or drainage systems, unless system is designed and permitted to handle such material. The use of fire fighting foam may be useful in certain situations to reduce vapors. The proper use of water spray may effectively disperse product vapors or the liquid itself, preventing contact with ignition sources or areas/equipment that require protection.

### Prevention of Secondary Hazards

None

## \*\*\* Section 7 - Handling and Storage \*\*\*

### Handling Procedures

USE ONLY AS A MOTOR FUEL.  
DO NOT SIPHON BY MOUTH

Handle as a flammable liquid. Keep away from heat, sparks, and open flame! Electrical equipment should be approved for classified area. Bond and ground containers during product transfer to reduce the possibility of static-initiated fire or explosion.

# Safety Data Sheet

**Material Name: Gasoline All Grades**

**SDS No. 9950**

Special slow load procedures for "switch loading" must be followed to avoid the static ignition hazard that can exist when higher flash point material (such as fuel oil) is loaded into tanks previously containing low flash point products (such as this product) - see API Publication 2003, "Protection Against Ignitions Arising Out Of Static, Lightning and Stray Currents."

## Storage Procedures

Keep away from flame, sparks, excessive temperatures and open flame. Use approved vented containers. Keep containers closed and clearly labeled. Empty product containers or vessels may contain explosive vapors. Do not pressurize, cut, heat, weld or expose such containers to sources of ignition.

Store in a well-ventilated area. This storage area should comply with NFPA 30 "Flammable and Combustible Liquid Code". Avoid storage near incompatible materials. The cleaning of tanks previously containing this product should follow API Recommended Practice (RP) 2013 "Cleaning Mobile Tanks In Flammable and Combustible Liquid Service" and API RP 2015 "Cleaning Petroleum Storage Tanks".

## Incompatibilities

Keep away from strong oxidizers.

## \* \* \* Section 8 - Exposure Controls / Personal Protection \* \* \*

### Component Exposure Limits

#### Gasoline, motor fuel (86290-81-5)

ACGIH: 300 ppm TWA  
500 ppm STEL

#### Toluene (108-88-3)

ACGIH: 20 ppm TWA  
OSHA: 200 ppm TWA; 375 mg/m<sup>3</sup> TWA  
150 ppm STEL; 560 mg/m<sup>3</sup> STEL  
NIOSH: 100 ppm TWA; 375 mg/m<sup>3</sup> TWA  
150 ppm STEL; 560 mg/m<sup>3</sup> STEL

#### Butane (106-97-8)

ACGIH: 1000 ppm TWA (listed under Aliphatic hydrocarbon gases: Alkane C1-4)  
OSHA: 800 ppm TWA; 1900 mg/m<sup>3</sup> TWA  
NIOSH: 800 ppm TWA; 1900 mg/m<sup>3</sup> TWA

#### Xylenes (o-, m-, p- isomers) (1330-20-7)

ACGIH: 100 ppm TWA  
150 ppm STEL  
OSHA: 100 ppm TWA; 435 mg/m<sup>3</sup> TWA  
150 ppm STEL; 655 mg/m<sup>3</sup> STEL

#### Benzene, 1,2,4-trimethyl- (95-63-6)

NIOSH: 25 ppm TWA; 125 mg/m<sup>3</sup> TWA

#### Ethyl alcohol (64-17-5)

ACGIH: 1000 ppm STEL  
OSHA: 1000 ppm TWA; 1900 mg/m<sup>3</sup> TWA  
NIOSH: 1000 ppm TWA; 1900 mg/m<sup>3</sup> TWA

# Safety Data Sheet

Material Name: Gasoline All Grades

SDS No. 9950

## Ethylbenzene (100-41-4)

ACGIH: 20 ppm TWA  
OSHA: 100 ppm TWA; 435 mg/m<sup>3</sup> TWA  
125 ppm STEL; 545 mg/m<sup>3</sup> STEL  
NIOSH: 100 ppm TWA; 435 mg/m<sup>3</sup> TWA  
125 ppm STEL; 545 mg/m<sup>3</sup> STEL

## Benzene (71-43-2)

ACGIH: 0.5 ppm TWA  
2.5 ppm STEL  
Skin - potential significant contribution to overall exposure by the cutaneous route  
OSHA: 5 ppm STEL (Cancer hazard, Flammable, See 29 CFR 1910.1028, 15 min); 0.5 ppm Action Level; 1 ppm TWA  
NIOSH: 0.1 ppm TWA  
1 ppm STEL

## Hexane (110-54-3)

ACGIH: 50 ppm TWA  
Skin - potential significant contribution to overall exposure by the cutaneous route  
OSHA: 500 ppm TWA; 1800 mg/m<sup>3</sup> TWA  
NIOSH: 50 ppm TWA; 180 mg/m<sup>3</sup> TWA

## Engineering Measures

Use adequate ventilation to keep vapor concentrations of this product below occupational exposure and flammability limits, particularly in confined spaces.

## Personal Protective Equipment: Respiratory

A NIOSH/MSHA-approved air-purifying respirator with organic vapor cartridges or canister may be permissible under certain circumstances where airborne concentrations are or may be expected to exceed exposure limits or for odor or irritation. Protection provided by air-purifying respirators is limited.

Use a positive pressure, air-supplied respirator if there is a potential for uncontrolled release, exposure levels are not known, in oxygen-deficient atmospheres, or any other circumstance where an air-purifying respirator may not provide adequate protection.

## Personal Protective Equipment: Hands

Gloves constructed of nitrile, neoprene, or PVC are recommended.

## PERSONAL PROTECTIVE EQUIPMENT

### Personal Protective Equipment: Eyes

Safety glasses or goggles are recommended where there is a possibility of splashing or spraying.

### Personal Protective Equipment: Skin and Body

Chemical protective clothing such as of E.I. DuPont TyChem®, Saranex® or equivalent recommended based on degree of exposure. Note: The resistance of specific material may vary from product to product as well as with degree of exposure. Consult manufacturer specifications for further information.

# Safety Data Sheet

Material Name: Gasoline All Grades

SDS No. 9950

## \*\*\* Section 9 - Physical & Chemical Properties \*\*\*

<b>Appearance:</b>	Translucent, straw-colored or light yellow	<b>Odor:</b>	Strong, characteristic aromatic hydrocarbon odor. Sweet-ether like
<b>Physical State:</b>	Liquid	<b>pH:</b>	ND
<b>Vapor Pressure:</b>	6.4 - 15 RVP @ 100 °F (38 °C) (275-475 mm Hg @ 68 °F (20 °C)	<b>Vapor Density:</b>	AP 3-4
<b>Boiling Point:</b>	85-437 °F (39-200 °C)	<b>Melting Point:</b>	ND
<b>Solubility (H2O):</b>	Negligible to Slight	<b>Specific Gravity:</b>	0.70-0.78
<b>Evaporation Rate:</b>	10-11	<b>VOC:</b>	ND
<b>Percent Volatile:</b>	100%	<b>Octanol/H2O Coeff.:</b>	ND
<b>Flash Point:</b>	-45 °F (-43 °C)	<b>Flash Point Method:</b>	PMCC
<b>Upper Flammability Limit (UFL):</b>	7.6%	<b>Lower Flammability Limit (LFL):</b>	1.4%
<b>Burning Rate:</b>	ND	<b>Auto Ignition:</b>	>530°F (>280°C)

## \*\*\* Section 10 - Chemical Stability & Reactivity Information \*\*\*

### Chemical Stability

This is a stable material.

### Hazardous Reaction Potential

Will not occur.

### Conditions to Avoid

Avoid high temperatures, open flames, sparks, welding, smoking and other ignition sources.

### Incompatible Products

Keep away from strong oxidizers.

### Hazardous Decomposition Products

Carbon monoxide, carbon dioxide and non-combusted hydrocarbons (smoke). Contact with nitric and sulfuric acids will form nitrocresols that can decompose violently.

## \*\*\* Section 11 - Toxicological Information \*\*\*

### Acute Toxicity

#### A: General Product Information

Harmful if swallowed.

#### B: Component Analysis - LD50/LC50

##### Gasoline, motor fuel (86290-81-5)

Inhalation LC50 Rat >5.2 mg/L 4 h; Oral LD50 Rat 14000 mg/kg; Dermal LD50 Rabbit >2000 mg/kg

##### Toluene (108-88-3)

Inhalation LC50 Rat 12.5 mg/L 4 h; Inhalation LC50 Rat >26700 ppm 1 h; Oral LD50 Rat 636 mg/kg; Dermal LD50 Rabbit 8390 mg/kg; Dermal LD50 Rat 12124 mg/kg

##### Butane (106-97-8)

Inhalation LC50 Rat 658 mg/L 4 h

# Safety Data Sheet

**Material Name: Gasoline All Grades**

**SDS No. 9950**

**Xylenes (o-, m-, p- isomers) (1330-20-7)**

Inhalation LC50 Rat 5000 ppm 4 h; Inhalation LC50 Rat 47635 mg/L 4 h; Oral LD50 Rat 4300 mg/kg; Dermal LD50 Rabbit >1700 mg/kg

**Benzene, 1,2,4-trimethyl- (95-63-6)**

Inhalation LC50 Rat 18 g/m<sup>3</sup> 4 h; Oral LD50 Rat 3400 mg/kg; Dermal LD50 Rabbit >3160 mg/kg

**Ethyl alcohol (64-17-5)**

Oral LD50 Rat 7060 mg/kg; Inhalation LC50 Rat 124.7 mg/L 4 h

**Ethylbenzene (100-41-4)**

Inhalation LC50 Rat 17.2 mg/L 4 h; Oral LD50 Rat 3500 mg/kg; Dermal LD50 Rabbit 15354 mg/kg

**Benzene (71-43-2)**

Inhalation LC50 Rat 13050-14380 ppm 4 h; Oral LD50 Rat 1800 mg/kg

**Hexane (110-54-3)**

Inhalation LC50 Rat 48000 ppm 4 h; Oral LD50 Rat 25 g/kg; Dermal LD50 Rabbit 3000 mg/kg

## Potential Health Effects: Skin Corrosion Property/Stimulativeness

Practically non-toxic if absorbed following acute (single) exposure. May cause skin irritation with prolonged or repeated contact. Liquid may be absorbed through the skin in toxic amounts if large areas of skin are repeatedly exposed.

## Potential Health Effects: Eye Critical Damage/ Stimulativeness

Moderate irritant. Contact with liquid or vapor may cause irritation.

## Potential Health Effects: Ingestion

Ingestion may cause gastrointestinal disturbances, including irritation, nausea, vomiting and diarrhea, and central nervous system (brain) effects similar to alcohol intoxication. In severe cases, tremors, convulsions, loss of consciousness, coma, respiratory arrest, and death may occur.

## Potential Health Effects: Inhalation

Excessive exposure may cause irritations to the nose, throat, lungs and respiratory tract. Central nervous system (brain) effects may include headache, dizziness, loss of balance and coordination, unconsciousness, coma, respiratory failure, and death.

WARNING: the burning of any hydrocarbon as a fuel in an area without adequate ventilation may result in hazardous levels of combustion products, including carbon monoxide, and inadequate oxygen levels, which may cause unconsciousness, suffocation, and death.

## Respiratory Organs Sensitization/Skin Sensitization

This product is not reported to have any skin sensitization effects.

## Generative Cell Mutagenicity

This product may cause genetic defects.

## Carcinogenicity

### A: General Product Information

May cause cancer.

# Safety Data Sheet

**Material Name: Gasoline All Grades**

**SDS No. 9950**

IARC has determined that gasoline and gasoline exhaust are possibly carcinogenic in humans. Inhalation exposure to completely vaporized unleaded gasoline caused kidney cancers in male rats and liver tumors in female mice. The U.S. EPA has determined that the male kidney tumors are species-specific and are irrelevant for human health risk assessment. The significance of the tumors seen in female mice is not known. Exposure to light hydrocarbons in the same boiling range as this product has been associated in animal studies with effects to the central and peripheral nervous systems, liver, and kidneys. The significance of these animal models to predict similar human response to gasoline is uncertain.

This product contains benzene. Human health studies indicate that prolonged and/or repeated overexposure to benzene may cause damage to the blood-forming system (particularly bone marrow), and serious blood disorders such as aplastic anemia and leukemia. Benzene is listed as a human carcinogen by the NTP, IARC, OSHA and ACGIH.

## B: Component Carcinogenicity

### **Gasoline, motor fuel (86290-81-5)**

ACGIH: A3 - Confirmed Animal Carcinogen with Unknown Relevance to Humans

### **Toluene (108-88-3)**

ACGIH: A4 - Not Classifiable as a Human Carcinogen

IARC: Monograph 71 [1999]; Monograph 47 [1989] (Group 3 (not classifiable))

### **Xylenes (o-, m-, p- isomers) (1330-20-7)**

ACGIH: A4 - Not Classifiable as a Human Carcinogen

IARC: Monograph 71 [1999]; Monograph 47 [1989] (Group 3 (not classifiable))

### **Ethyl alcohol (64-17-5)**

ACGIH: A3 - Confirmed Animal Carcinogen with Unknown Relevance to Humans

IARC: Monograph 100E [in preparation] (in alcoholic beverages); Monograph 96 [2010] (in alcoholic beverages) (Group 1 (carcinogenic to humans))

### **Ethylbenzene (100-41-4)**

ACGIH: A3 - Confirmed Animal Carcinogen with Unknown Relevance to Humans

IARC: Monograph 77 [2000] (Group 2B (possibly carcinogenic to humans))

### **Benzene (71-43-2)**

ACGIH: A1 - Confirmed Human Carcinogen

OSHA: 5 ppm STEL (Cancer hazard, Flammable, See 29 CFR 1910.1028, 15 min); 0.5 ppm Action Level; 1 ppm TWA

NIOSH: potential occupational carcinogen

NTP: Known Human Carcinogen (Select Carcinogen)

IARC: Monograph 100F [in preparation]; Supplement 7 [1987]; Monograph 29 [1982] (Group 1 (carcinogenic to humans))

## Reproductive Toxicity

This product is suspected of damaging fertility or the unborn child.

## Specified Target Organ General Toxicity: Single Exposure

This product may cause drowsiness or dizziness.

# Safety Data Sheet

Material Name: Gasoline All Grades

SDS No. 9950

## Specified Target Organ General Toxicity: Repeated Exposure

This product causes damage to organs through prolonged or repeated exposure.

## Aspiration Respiratory Organs Hazard

The major health threat of ingestion occurs from the danger of aspiration (breathing) of liquid drops into the lungs, particularly from vomiting. Aspiration may result in chemical pneumonia (fluid in the lungs), severe lung damage, respiratory failure and even death.

## \* \* \* Section 12 - Ecological Information \* \* \*

### Ecotoxicity

#### A: General Product Information

Very toxic to aquatic life with long lasting effects. Keep out of sewers, drainage areas and waterways. Report spills and releases, as applicable, under Federal and State regulations.

#### B: Component Analysis - Ecotoxicity - Aquatic Toxicity

##### Gasoline, motor fuel (86290-81-5)

###### Test & Species

###### Conditions

96 Hr LC50 Alburnus alburnus	119 mg/L [static]
96 Hr LC50 Cyprinodon variegatus	82 mg/L [static]
72 Hr EC50 Pseudokirchneriella subcapitata	56 mg/L
24 Hr EC50 Daphnia magna	170 mg/L

##### Toluene (108-88-3)

###### Test & Species

###### Conditions

96 Hr LC50 Pimephales promelas	15.22-19.05 mg/L [flow-through]	1 day old
96 Hr LC50 Pimephales promelas	12.6 mg/L [static]	
96 Hr LC50 Oncorhynchus mykiss	5.89-7.81 mg/L [flow-through]	
96 Hr LC50 Oncorhynchus mykiss	14.1-17.16 mg/L [static]	
96 Hr LC50 Oncorhynchus mykiss	5.8 mg/L [semi-static]	
96 Hr LC50 Lepomis macrochirus	11.0-15.0 mg/L [static]	
96 Hr LC50 Oryzias latipes	54 mg/L [static]	
96 Hr LC50 Poecilia reticulata	28.2 mg/L [semi-static]	
96 Hr LC50 Poecilia reticulata	50.87-70.34 mg/L [static]	
96 Hr EC50 Pseudokirchneriella subcapitata	>433 mg/L	
72 Hr EC50 Pseudokirchneriella subcapitata	12.5 mg/L [static]	
48 Hr EC50 Daphnia magna	5.46 - 9.83 mg/L [Static]	
48 Hr EC50 Daphnia magna	11.5 mg/L	

##### Xylenes (o-, m-, p- isomers) (1330-20-7)

###### Test & Species

###### Conditions

96 Hr LC50 Pimephales promelas	13.4 mg/L [flow-through]
--------------------------------	--------------------------



# Safety Data Sheet

**Material Name: Gasoline All Grades**

**SDS No. 9950**

96 Hr LC50 Oncorhynchus mykiss	2.661-4.093 mg/L [static]
96 Hr LC50 Oncorhynchus mykiss	13.5-17.3 mg/L
96 Hr LC50 Lepomis macrochirus	13.1-16.5 mg/L [flow-through]
96 Hr LC50 Lepomis macrochirus	19 mg/L
96 Hr LC50 Lepomis macrochirus	7.711-9.591 mg/L [static]
96 Hr LC50 Pimephales promelas	23.53-29.97 mg/L [static]
96 Hr LC50 Cyprinus carpio	780 mg/L [semi- static]
96 Hr LC50 Cyprinus carpio	>780 mg/L
96 Hr LC50 Poecilia reticulata	30.26-40.75 mg/L [static]
48 Hr EC50 water flea	3.82 mg/L
48 Hr LC50 Gammarus lacustris	0.6 mg/L

## **Benzene, 1,2,4-trimethyl- (95-63-6)**

### **Test & Species**

### **Conditions**

96 Hr LC50 Pimephales promelas	7.19-8.28 mg/L [flow-through]
48 Hr EC50 Daphnia magna	6.14 mg/L

## **Ethyl alcohol (64-17-5)**

### **Test & Species**

### **Conditions**

96 Hr LC50 Oncorhynchus mykiss	12.0 - 16.0 mL/L [static]
96 Hr LC50 Pimephales promelas	>100 mg/L [static]
96 Hr LC50 Pimephales promelas	13400 - 15100 mg/L [flow-through]
48 Hr LC50 Daphnia magna	9268 - 14221 mg/L
24 Hr EC50 Daphnia magna	10800 mg/L
48 Hr EC50 Daphnia magna	2 mg/L [Static]

## **Ethylbenzene (100-41-4)**

### **Test & Species**

### **Conditions**

96 Hr LC50 Oncorhynchus mykiss	11.0-18.0 mg/L [static]
96 Hr LC50 Oncorhynchus mykiss	4.2 mg/L [semi- static]
96 Hr LC50 Pimephales promelas	7.55-11 mg/L [flow- through]
96 Hr LC50 Lepomis macrochirus	32 mg/L [static]
96 Hr LC50 Pimephales promelas	9.1-15.6 mg/L [static]
96 Hr LC50 Poecilia reticulata	9.6 mg/L [static]
72 Hr EC50 Pseudokirchneriella subcapitata	4.6 mg/L
96 Hr EC50 Pseudokirchneriella subcapitata	>438 mg/L
72 Hr EC50 Pseudokirchneriella subcapitata	2.6 - 11.3 mg/L [static]

# Safety Data Sheet

**Material Name: Gasoline All Grades**

**SDS No. 9950**

96 Hr EC50 Pseudokirchneriella subcapitata	1.7 - 7.6 mg/L [static]
48 Hr EC50 Daphnia magna	1.8 - 2.4 mg/L

## **Benzene (71-43-2)**

### **Test & Species**

### **Conditions**

96 Hr LC50 Pimephales promelas	10.7-14.7 mg/L [flow-through]
96 Hr LC50 Oncorhynchus mykiss	5.3 mg/L [flow-through]
96 Hr LC50 Lepomis macrochirus	22.49 mg/L [static]
96 Hr LC50 Poecilia reticulata	28.6 mg/L [static]
96 Hr LC50 Pimephales promelas	22330-41160 µg/L [static]
96 Hr LC50 Lepomis macrochirus	70000-142000 µg/L [static]
72 Hr EC50 Pseudokirchneriella subcapitata	29 mg/L
48 Hr EC50 Daphnia magna	8.76 - 15.6 mg/L [Static]
48 Hr EC50 Daphnia magna	10 mg/L

## **Hexane (110-54-3)**

### **Test & Species**

### **Conditions**

96 Hr LC50 Pimephales promelas	2.1-2.98 mg/L [flow-through]
24 Hr EC50 Daphnia magna	>1000 mg/L

## **Persistence/Degradability**

No information available.

## **Bioaccumulation**

No information available.

## **Mobility in Soil**

No information available.

## **\* \* \* Section 13 - Disposal Considerations \* \* \***

### **Waste Disposal Instructions**

See Section 7 for Handling Procedures. See Section 8 for Personal Protective Equipment recommendations.

### **Disposal of Contaminated Containers or Packaging**

Dispose of contents/container in accordance with local/regional/national/international regulations.

# Safety Data Sheet

Material Name: Gasoline All Grades

SDS No. 9950

## \*\*\* Section 14 - Transportation Information \*\*\*

### Component Marine Pollutants

This material contains one or more of the following chemicals required by US DOT to be identified as marine pollutants.

Component	CAS #	
Gasoline, motor fuel	86290-81-5	DOT regulated marine pollutant

### DOT Information

Shipping Name: Gasoline

UN #: 1203 Hazard Class: 3 Packing Group: II

Placard:



## \*\*\* Section 15 - Regulatory Information \*\*\*

### Regulatory Information

#### A: Component Analysis

This material contains one or more of the following chemicals required to be identified under SARA Section 302 (40 CFR 355 Appendix A), SARA Section 313 (40 CFR 372.65) and/or CERCLA (40 CFR 302.4).

##### **Toluene (108-88-3)**

SARA 313: 1.0 % de minimis concentration  
CERCLA: 1000 lb final RQ; 454 kg final RQ

##### **Xylenes (o-, m-, p- isomers) (1330-20-7)**

SARA 313: 1.0 % de minimis concentration  
CERCLA: 100 lb final RQ; 45.4 kg final RQ

##### **Benzene, 1,2,4-trimethyl- (95-63-6)**

SARA 313: 1.0 % de minimis concentration

##### **Ethylbenzene (100-41-4)**

SARA 313: 0.1 % de minimis concentration  
CERCLA: 1000 lb final RQ; 454 kg final RQ

##### **Benzene (71-43-2)**

SARA 313: 0.1 % de minimis concentration  
CERCLA: 10 lb final RQ (received an adjusted RQ of 10 lbs based on potential carcinogenicity in an August 14, 1989 final rule); 4.54 kg final RQ (received an adjusted RQ of 10 lbs based on potential carcinogenicity in an August 14, 1989 final rule)

# Safety Data Sheet

Material Name: Gasoline All Grades

SDS No. 9950

## Hexane (110-54-3)

SARA 313: 1.0 % de minimis concentration

CERCLA: 5000 lb final RQ; 2270 kg final RQ

## SARA Section 311/312 – Hazard Classes

Acute Health

X

Chronic Health

X

Fire

X

Sudden Release of Pressure

--

Reactive

--

## Component Marine Pollutants

This material contains one or more of the following chemicals required by US DOT to be identified as marine pollutants.

Component	CAS #	
Gasoline, motor fuel	86290-81-5	DOT regulated marine pollutant

## State Regulations

### Component Analysis - State

The following components appear on one or more of the following state hazardous substances lists:

Component	CAS	CA	MA	MN	NJ	PA	RI
Gasoline, motor fuel	86290-81-5	No	No	No	No	Yes	No
Toluene	108-88-3	Yes	Yes	Yes	Yes	Yes	No
Butane	106-97-8	Yes	Yes	Yes	Yes	Yes	No
Xylenes (o-, m-, p- isomers)	1330-20-7	Yes	Yes	Yes	Yes	Yes	No
Benzene, 1,2,4-trimethyl-	95-63-6	No	Yes	Yes	Yes	Yes	No
Ethyl alcohol	64-17-5	Yes	Yes	Yes	Yes	Yes	No
Ethylbenzene	100-41-4	Yes	Yes	Yes	Yes	Yes	No
Benzene	71-43-2	Yes	Yes	Yes	Yes	Yes	No
Hexane	110-54-3	No	Yes	Yes	Yes	Yes	No

The following statement(s) are provided under the California Safe Drinking Water and Toxic Enforcement Act of 1986 (Proposition 65):

WARNING! This product contains a chemical known to the state of California to cause cancer.

WARNING! This product contains a chemical known to the state of California to cause reproductive/developmental effects.

# Safety Data Sheet

Material Name: Gasoline All Grades

SDS No. 9950

## Component Analysis - WHMIS IDL

The following components are identified under the Canadian Hazardous Products Act Ingredient Disclosure List:

Component	CAS #	Minimum Concentration
Toluene	108-88-3	1 %
Butane	106-97-8	1 %
Benzene, 1,2,4-trimethyl-	95-63-6	0.1 %
Ethyl alcohol	64-17-5	0.1 %
Ethylbenzene	100-41-4	0.1 %
Benzene	71-43-2	0.1 %
Hexane	110-54-3	1 %

## Additional Regulatory Information

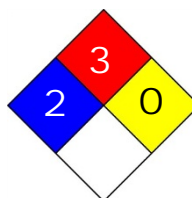
## Component Analysis - Inventory

Component	CAS #	TSCA	CAN	EEC
Gasoline, motor fuel	86290-81-5	No	DSL	EINECS
Toluene	108-88-3	Yes	DSL	EINECS
Butane	106-97-8	Yes	DSL	EINECS
Xylenes (o-, m-, p- isomers)	1330-20-7	Yes	DSL	EINECS
Benzene, 1,2,4-trimethyl-	95-63-6	Yes	DSL	EINECS
Ethyl alcohol	64-17-5	Yes	DSL	EINECS
Ethylbenzene	100-41-4	Yes	DSL	EINECS
Benzene	71-43-2	Yes	DSL	EINECS
Hexane	110-54-3	Yes	DSL	EINECS

## \*\*\* Section 16 - Other Information \*\*\*

**NFPA® Hazard Rating**

Health	2
Fire	3
Reactivity	0



**HMIS® Hazard Rating**

Health	2	Moderate
Fire	3	Serious
Physical	0	Minimal

\*Chronic

## Key/Legend

EPA = Environmental Protection Agency; TSCA = Toxic Substance Control Act; ACGIH = American Conference of Governmental Industrial Hygienists; IARC = International Agency for Research on Cancer; NIOSH = National Institute for Occupational Safety and Health; NTP = National Toxicology Program; OSHA = Occupational Safety and Health Administration., NJTSR = New Jersey Trade Secret Registry.

## Literature References

None

# Safety Data Sheet

**Material Name: Gasoline All Grades**

**SDS No. 9950**

## Other Information

Information presented herein has been compiled from sources considered to be dependable, and is accurate and reliable to the best of our knowledge and belief, but is not guaranteed to be so. Since conditions of use are beyond our control, we make no warranties, expressed or implied, except those that may be contained in our written contract of sale or acknowledgment.

Vendor assumes no responsibility for injury to vendee or third persons proximately caused by the material if reasonable safety procedures are not adhered to as stipulated in the data sheet. Additionally, vendor assumes no responsibility for injury to vendee or third persons proximately caused by abnormal use of the material, even if reasonable safety procedures are followed. Furthermore, vendee assumes the risk in their use of the material.

End of Sheet

## ATTACHMENT IV RESERVED: Site Safety Audits

(To be developed and inserted)

## Appendix H – CAMP







***INVENTUM ENGINEERING PC***

# **Community Air Monitoring Plan**

Riverview Innovation & Technology Campus  
Brownfield Cleanup Program Site No. C915353

3875 River Road  
Tonawanda, NY 14150

March 12, 2020

Rev. 2: January 15, 2021

Rev. 3 January 22, 2021

Rev. 4 November 8, 2021

Rev. 5 December 3, 2021

## Table of Contents

1	Overview .....	1
2	Community Air Monitoring Plan .....	1
3	VOC Monitoring, Response Levels, and Actions .....	2
4	Particulate Monitoring, Response Levels, and Actions .....	3
	Appendix D-1 .....	5
	Appendix D-2 .....	8



# 1 Overview

A Community Air Monitoring Plan (CAMP) requires real-time monitoring for volatile organic compounds (VOCs) and particulates (i.e., dust) at the downwind perimeter of each designated work area when certain activities are in progress at contaminated sites. The CAMP is not intended for use in establishing action levels for worker respiratory protection. Rather, its intent is to provide a measure of protection for the downwind community (i.e., off-site receptors including residences and businesses and on-site workers not directly involved with the subject work activities) from potential airborne contaminant releases as a direct result of investigative and remedial work activities. The action levels specified herein require increased monitoring, corrective actions to abate emissions, and/or work shutdown. Additionally, the CAMP helps to confirm that work activities did not spread contamination off-site through the air.

The generic CAMP presented below will be sufficient to cover many, if not most, sites. Specific requirements should be reviewed for each situation in consultation with NYSDOH to ensure proper applicability. In some cases, a separate site-specific CAMP or supplement may be required. Depending upon the nature of contamination, chemical- specific monitoring with appropriately-sensitive methods may be required.

- *The Riverview Site will have a perimeter air monitoring program before and during the RI. If there are detections at the property line, additional monitoring requirements will be considered<sup>1</sup>.*
- *Three (3) perimeter air monitoring units (1 Upwind and 2 Downwind) were installed on the BCP Site on April 29, 2020. Monitoring locations are shown on the Figure provided in Appendix D-2.*

Depending upon the proximity of potentially exposed individuals, more stringent monitoring or response levels than those presented below may be required. Special requirements will be necessary for work within 20 feet of potentially exposed individuals or structures and for indoor work with co-located residences or facilities. These requirements should be determined in consultation with NYSDOH.

- *There are no sensitive receptors on the property. The closest residence is more than 0.25 miles away from the property boundary.*

Reliance on the CAMP should not preclude simple, common-sense measures to keep VOCs, dust, and odors at a minimum around the work areas.

## 2 Community Air Monitoring Plan

Depending upon the nature of known or potential contaminants at each site, real-time air monitoring for VOCs and/or particulate levels at the perimeter of the exclusion zone or work area will be necessary. Most sites will involve VOC and particulate monitoring; sites known to be contaminated with heavy metals alone may only require particulate monitoring. If radiological contamination is a concern, additional monitoring requirements may be necessary per consultation with appropriate DEC/NYSDOH staff.

---

<sup>1</sup> The text in *italic font* are comments inserted by Riverview in addition to the standard CAMP Template.



- *VOC and particulate monitoring will be incorporated into the RI and IRM activities.*

**Continuous monitoring** will be required for all ground intrusive activities during the demolition of contaminated or potentially contaminated structures, installing groundwater conveyance trenches, operation of a groundwater treatment system when housed indoors, and during the decontamination and deconstruction of Above Ground Storage Tanks (ASTs). Ground intrusive activities include, but are not limited to, soil/waste excavation and handling, test pitting or trenching, and the installation of soil borings or monitoring wells. Decontamination and deconstruction of ASTs include, but are not limited to, removal of residual products, decontamination of ASTs and ancillary piping and equipment, and emptying and decontamination of secondary containment structures.

VOC monitoring during operation of the groundwater treatment system when housed indoors will be by completed a photoionization detector or PID. For the groundwater treatment system to be housed the former maintenance building, two PIDs will be positioned inside. One near the largest open top tank which will be the WetSep and the second PID at the bag filter. The PIDs will be set to alarm at 5 parts per million (ppm) for any 15-minute period based on the potential Benzene exposure. Actions described in Section 3 will be implemented if 5ppm for 15 minutes is observed. Downwind monitoring will not occur because the work being monitored is indoors. The PIDs will no longer be used if observed ambient conditions within the 8-weeks of operation show elevated PID reading over 5ppm for a 15-minute period have not been detected.

**Periodic monitoring** for VOCs will be required during non-intrusive activities such as the collection of soil and sediment samples or the collection of groundwater samples from existing monitoring wells. “Periodic” monitoring during sample collection might reasonably consist of taking a reading upon arrival at a sample location, monitoring while opening a well cap or overturning soil, monitoring during well baling/purging, and taking a reading prior to leaving a sample location. In some instances, depending upon the proximity of potentially exposed individuals, continuous monitoring may be required during sampling activities. Examples of such situations include groundwater sampling at wells on the curb of a busy urban street, in the midst of a public park, or adjacent to a school or residence.

- *During sampling periodic monitoring will be implemented with hand-held instruments.*

### 3 VOC Monitoring, Response Levels, and Actions

Volatile organic compounds (VOCs) must be monitored at the downwind perimeter of the immediate work area (i.e., the exclusion zone) on a continuous basis or as otherwise specified. Upwind concentrations should be measured at the start of each workday and periodically thereafter to establish background conditions, particularly if wind direction changes. The monitoring work should be performed using equipment appropriate to measure the types of contaminants known or suspected to be present. The equipment should be calibrated at least daily for the contaminant(s) of concern or for an appropriate surrogate. The equipment should be capable of calculating 15-minute running average concentrations, which will be compared to the levels specified below.

1. If the ambient air concentration of total organic vapors at the downwind perimeter of the work area or exclusion zone exceeds 5 parts per million (ppm) above background for the 15-minute average, work activities must be temporarily halted and monitoring continued. If the total organic vapor level readily decreases (per instantaneous readings) below 5 ppm over background, work activities can resume with continued monitoring.



2. If total organic vapor levels at the downwind perimeter of the work area or exclusion zone persist at levels in excess of 5 ppm over background but less than 25 ppm, work activities must be halted, the source of vapors identified, corrective actions taken to abate emissions, and monitoring continued. After these steps, work activities can resume provided that the total organic vapor level 200 feet downwind of the exclusion zone or half the distance to the nearest potential receptor or residential/commercial structure, whichever is less - but in no case less than 20 feet, is below 5 ppm over background for the 15-minute average.

3. If the organic vapor level is above 25 ppm at the perimeter of the work area, activities must be shutdown.

4. All 15-minute readings must be recorded and be available for State (DEC and NYSDOH) personnel to review. Instantaneous readings, if any, used for decision purposes should also be recorded.

5. The NYSDEC and NYSDOH project managers will be notified there is an exceedance of the VOC action levels.

## 4 Particulate Monitoring, Response Levels, and Actions

Particulate concentrations should be monitored continuously at the upwind and downwind perimeters of the exclusion zone at temporary particulate monitoring stations. The particulate monitoring should be performed using real-time monitoring equipment capable of measuring particulate matter less than 10 micrometers in size (PM-10) and capable of integrating over a period of 15 minutes (or less) for comparison to the airborne particulate action level. The equipment must be equipped with an audible alarm to indicate exceedance of the action level. In addition, fugitive dust migration should be visually assessed during all work activities.

1. If the downwind PM-10 particulate level is 100 micrograms per cubic meter ( $\text{mcg}/\text{m}^3$ ) greater than background (upwind perimeter) for the 15-minute period or if airborne dust is observed leaving the work area, then dust suppression techniques must be employed. Work may continue with dust suppression techniques provided that downwind PM-10 particulate levels do not exceed  $150 \text{ mcg}/\text{m}^3$  above the upwind level and provided that no visible dust is migrating from the work area.

2. If, after implementation of dust suppression techniques, downwind PM-10 particulate levels are greater than  $150 \text{ mcg}/\text{m}^3$  above the upwind level, work must be stopped and a re-evaluation of activities initiated. Work can resume provided that dust suppression measures and other controls are successful in reducing the downwind PM-10 particulate concentration to within  $150 \text{ mcg}/\text{m}^3$  of the upwind level and in preventing visible dust migration.

3. All readings must be recorded and be available for State (DEC and NYSDOH) and County Health personnel to review.

4. The NYSDEC and NYSDOH project managers will be notified where there is an exceedance of the CAMP particulate monitoring action levels.

## 5 Controlled Demolition with Asbestos

The four controlled demolition buildings have been designated because they were either not safe for entry by the Asbestos Containing Material (ACM) inspection contractor (BCP-14, BCP-66 and BCP-68) or that contain loose asbestos packing that cannot be safely removed (BCP-56). These buildings will be



demolished in place and the resulting demolition materials will be inspected and sampled after they are safely on the ground.

The demolition with ACM present will be performed in accordance with NYS Code, Rules and Regulations Section 56-11.5(a)(b)(c). Required dust control measure of Section 56-11.5 will consist of:

1. Air sampling for asbestos at the upwind and downwind perimeter of the building work area will be conducted daily during activities including demolition, abatement, and cleaning.
2. All debris generated by the demolition shall be considered to be asbestos contaminated waste, except for structural members, steel components and similar non-suspect items which shall be fully decontaminated as per this Part, until sample results are available indicating ACM is not present.
3. The demolition waste shall be wetted on a continuous basis that is prior to, during and subsequent to its actual collection and removal. Fog nozzles or similar type of equipment shall be used to perform the wetting.
4. Wetted piles of waste. Piles of waste not actively being worked on, *i.e.*, piles being added to or portions being removed or piles left over extended periods of time, shall be covered with at least one layer of six mil polyethylene to retain its moisture level and to prevent fiber release.
5. Wetted piles of waste. Piles of waste not actively being worked on, *i.e.*, piles being added to or portions being removed or piles left over extended periods of time, shall be covered with at least one layer of six mil polyethylene to retain its moisture level and to prevent fiber release.



## Appendix A-1

### Fugitive Dust and Particulate Monitoring

A program for suppressing fugitive dust and particulate matter monitoring at hazardous waste sites is a responsibility on the remedial party performing the work. These procedures must be incorporated into appropriate intrusive work plans. The following fugitive dust suppression and particulate monitoring program should be employed at sites during construction and other intrusive activities which warrant its use:

1. Reasonable fugitive dust suppression techniques must be employed during all site activities which may generate fugitive dust.

2. Particulate monitoring must be employed during the handling of waste or contaminated soil or when activities on site may generate fugitive dust from exposed waste or contaminated soil. Remedial activities may also include the excavation, grading, or placement of clean fill. These control measures should not be considered necessary for these activities.

3. Particulate monitoring must be performed using real-time particulate monitors and shall monitor particulate matter less than ten microns (PM10) with the following minimum performance standards:

(a) Objects to be measured: Dust, mists or aerosols;

(b) Measurement Ranges: 0.001 to 400 mg/m<sup>3</sup> (1 to 400,000 :ug/m<sup>3</sup>);

(c) Precision (2-sigma) at constant temperature: +/- 10 :g/m<sup>3</sup> for one second averaging; and +/- 1.5 g/m<sup>3</sup> for sixty second averaging;

(d) Accuracy: +/- 5% of reading +/- precision (Referred to gravimetric calibration with SAE fine test dust (mmd= 2 to 3 :m, g= 2.5, as aerosolized);

(e) Resolution: 0.1% of reading or 1g/m<sup>3</sup>, whichever is larger;

(f) Particle Size Range of Maximum Response: 0.1-10;

(g) Total Number of Data Points in Memory: 10,000;

(h) Logged Data: Each data point with average concentration, time/date and data point number

(i) Run Summary: overall average, maximum concentrations, time/date of maximum, total number of logged points, start time/date, total elapsed time (run duration), STEL concentration and time/date occurrence, averaging (logging) period, calibration factor, and tag number;

(j) Alarm Averaging Time (user selectable): real-time (1-60 seconds) or STEL (15 minutes), alarms required;

(k) Operating Time: 48 hours (fully charged NiCd battery); continuously with charger;

(l) Operating Temperature: -10 to 50° C (14 to 122° F);

(m) Particulate levels will be monitored upwind and immediately downwind at the working site and integrated over a period not to exceed 15 minutes.



4. In order to ensure the validity of the fugitive dust measurements performed, there must be appropriate Quality Assurance/Quality Control (QA/QC). It is the responsibility of the remedial party to adequately supplement QA/QC Plans to include the following critical features: periodic instrument calibration, operator training, daily instrument performance (span) checks, and a record keeping plan.

5. The action level will be established at  $150 \text{ ug/m}^3$  (15 minutes average). While conservative, this short-term interval will provide a real-time assessment of on-site air quality to assure both health and safety. If particulate levels are detected in excess of  $150 \text{ ug/m}^3$ , the upwind background level must be confirmed immediately. If the working site particulate measurement is greater than  $100 \text{ ug/m}^3$  above the background level, additional dust suppression techniques must be implemented to reduce the generation of fugitive dust and corrective action taken to protect site personnel and reduce the potential for contaminant migration. Corrective measures may include increasing the level of personal protection for on-site personnel and implementing additional dust suppression techniques (see paragraph 7). Should the action level of  $150 \text{ ug/m}^3$  continue to be exceeded work must stop and DER must be notified as provided in the site design or remedial work plan. The notification shall include a description of the control measures implemented to prevent further exceedances.

6. It must be recognized that the generation of dust from waste or contaminated soil that migrates off-site, has the potential for transporting contaminants off-site. There may be situations when dust is being generated and leaving the site and the monitoring equipment does not measure PM<sub>10</sub> at or above the action level. Since this situation has the potential to allow for the migration of contaminants off-site, it is unacceptable. While it is not practical to quantify total suspended particulates on a real-time basis, it is appropriate to rely on visual observation. If dust is observed leaving the working site, additional dust suppression techniques must be employed. Activities that have a high dusting potential-- such as solidification and treatment involving materials like kiln dust and lime--will require the need for special measures to be considered.

7. The following techniques have been shown to be effective for the controlling of the generation and migration of dust during construction activities:

- (a) Applying water on haul roads and demolitions;
- (b) Wetting equipment and excavation faces;
- (c) Spraying water on buckets during excavation and dumping;
- (d) Hauling materials in properly tarped or watertight containers;
- (e) Restricting vehicle speeds to 10 mph;
- (f) Covering excavated areas and material after excavation activity ceases; and
- (g) Reducing the excavation size and/or number of excavations.

Experience has shown that the chance of exceeding the  $150 \text{ ug/m}^3$  action level is remote when the above-mentioned techniques are used. When techniques involving water application are used, care must be taken not to use excess water, which can result in unacceptably wet conditions. Using atomizing sprays will prevent overly wet conditions, conserve water, and provide an effective means of suppressing the fugitive dust.






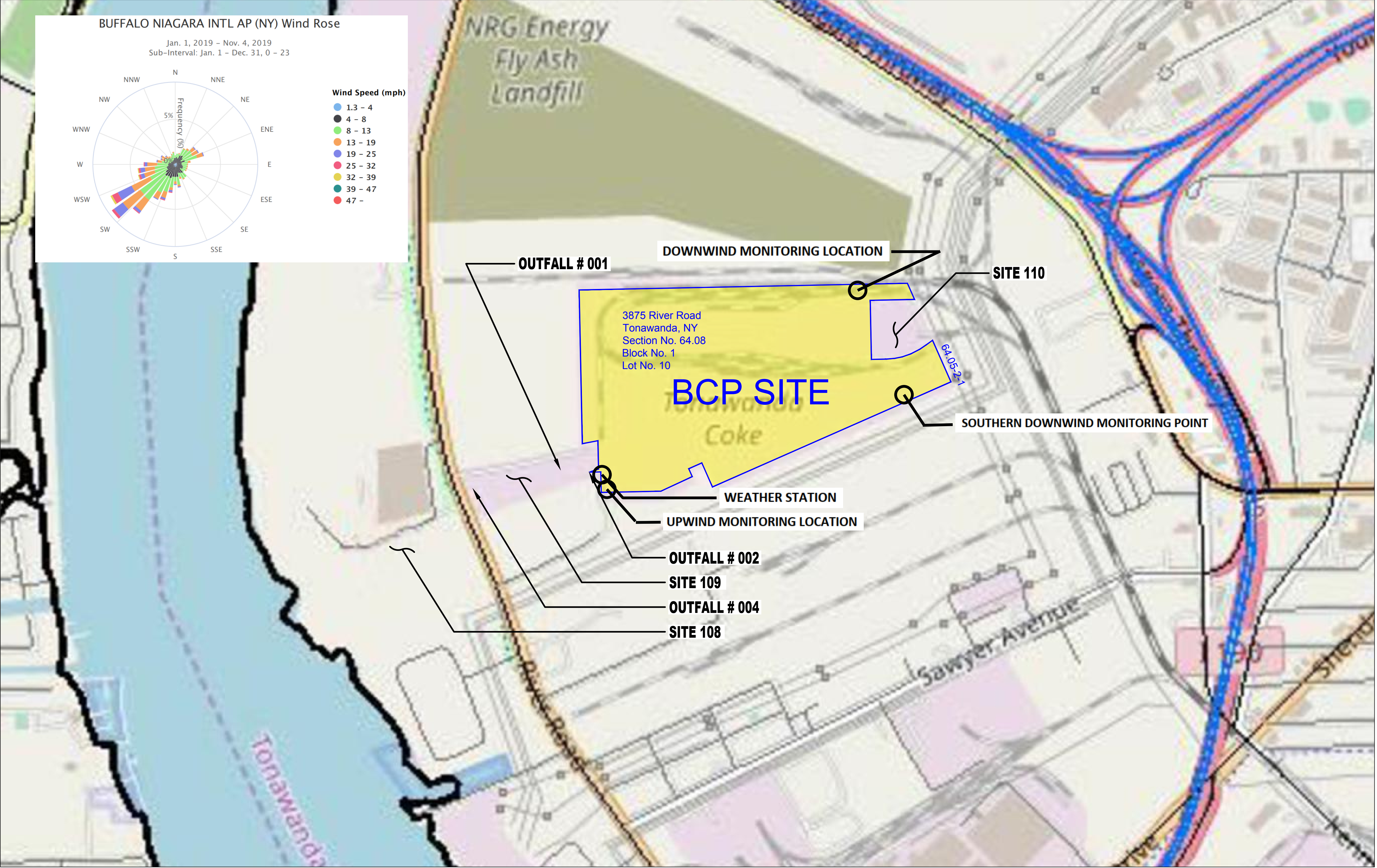
8. The evaluation of weather conditions is necessary for proper fugitive dust control. When extreme wind conditions make dust control ineffective, as a last resort remedial actions may need to be suspended. There may be situations that require fugitive dust suppression and particulate monitoring requirements with action levels more stringent than those provided above. Under some circumstances, the contaminant concentration and/or toxicity may require additional monitoring to protect site personnel and the public. Additional integrated sampling and chemical analysis of the dust may also be in order. This must be evaluated when a health and safety plan is developed and when appropriate suppression and monitoring requirements are established for protection of health and the environment.



## Appendix A-2

### Perimeter Air Monitoring Locations



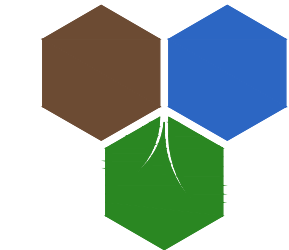
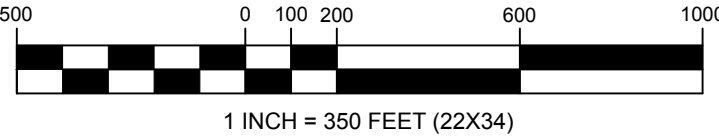


Erie County, New York, Interactive Mapping Viewer, [www2.erie.gov/gis](http://www2.erie.gov/gis)

64.08-1-10 Section No., Block No., Lot No. (SBL)

Brownfield Area

D



**INVENTUM ENGINEERING**  
481 CARLISLE DRIVE  
SUITE 202  
HERNDON, VIRGINIA 20170  
(703) 722-6049  
[www.InventumEng.com](http://www.InventumEng.com)

BAESLINE AIR MONITORING STATIONS

**SITE LOCATION MAP**  
**RIVERVIEW INNOVATION & TECHNOLOGY**  
**CAMPUS, INC.**  
**3875 RIVER ROAD**  
**TONAWANDA, NEW YORK 14150**

DRAWING BY	CHECKED	APPROVED
PROPERTY OF INVENTUM ENGINEERING		
<b>IMPORTANT:</b> THIS DRAWING PRINT IS LOANED FOR MUTUAL ASSISTANCE AND AS SUCH IS SUBJECT TO RECALL AT ANY TIME WITHOUT NOTICE. IT IS NOT TO BE REPRODUCED OR REPRODUCED IN ANY MANNER WITHOUT THE WRITTEN CONSENT OF INVENTUM ENGINEERING.		
<b>NOTICE:</b> THIS DRAWING HAS BEEN PREPARED UNDER THE DIRECTION OF A LICENSED PROFESSIONAL ENGINEER. IT IS A VALIDATION OF THE DESIGN AND NOT A DESIGN. IT IS NOT TO BE USED FOR ANY OTHER PURPOSE WITHOUT THE WRITTEN CONSENT OF INVENTUM ENGINEERING.		

FIGURE 3

## Appendix I – Hot Work Permit





## Hot Work Permit

Project Name: \_\_\_\_\_ Project #: \_\_\_\_\_

Date and start time issued: \_\_\_\_\_ Expiration Date/Time: \_\_\_\_\_

Hot Work: ☐ Internal Combustion Engines ☐ Hot Tapping

☐ Sparking ☐ Work on Live Equipment ☐ Welding/Burning ☐ Other

Scope of Work: \_\_\_\_\_

What equipment preparation is required? (i.e., lockout/tagout, blinding pipes)

Is any area cleanup required? \_\_\_\_\_ Explain: \_\_\_\_\_

Is work area ventilation required? \_\_\_\_\_ What Type? \_\_\_\_\_

Is fire equipment required? \_\_\_\_\_ What Type? \_\_\_\_\_

What methods are to be employed to control sparks? \_\_\_\_\_

What type of firewatch is required, if any? \_\_\_\_\_

What periodic air/gas testing is required? \_\_\_\_\_

What continuous air/gas testing is required? \_\_\_\_\_

What instruments are required? \_\_\_\_\_

Where should the continuous air monitor(s) be placed?

What PPE is required? \_\_\_\_\_

Who must be notified each time work commences? \_\_\_\_\_

Special Instructions: \_\_\_\_\_

Signatures: Site Supervisor: \_\_\_\_\_

Site Safety Officer: \_\_\_\_\_

Client Representative (if required): \_\_\_\_\_