FORMER PILGRIM VILLAGE
FAMILY APARTMENTS
TAX MAP ID NO.: 100.72-1-1.1 AND
(PART OF) 100.71-3-1.11
BUFFALO, NEW YORK 14209

Final Engineering Report

NYSDEC Site Number: C915362

Prepared for:

SAA EVI MC Family, LLC
150 2nd Avenue, Suite 300
Miami, Florida 33131

Prepared by:

BRYDGES ENGINEERING
IN ENVIRONMENT AND ENERGY, DPC
960 Busti Avenue
Suite B-150
Buffalo, New York 14213

December 2022

CERTIFICATIONS

I, Jason M. Brydges, am currently a registered professional engineer licensed by the State of New York, I had primary direct responsibility for implementation of the remedial program activities, and I certify that the Remedial Action Work Plan was implemented and that all construction activities were completed in substantial conformance with the Department-approved Remedial Action Work Plan.

I certify that the data submitted to the Department with this Final Engineering Report demonstrates that the remediation requirements set forth in the Remedial Action Work Plan and in all applicable statutes and regulations have been or will be achieved in accordance with the time frames, if any, established for the remedy.

I certify that all documents generated in support of this report have been submitted in accordance with the DER's electronic submission protocols and have been accepted by the Department.

I certify that all data generated in support of this report have been submitted in accordance with the Department's electronic data deliverable and have been accepted by the Department.

I certify that all information and statements in this certification form are true. I understand that a false statement made herein is punishable as a Class “A” misdemeanor, pursuant to Section 210.45 of the Penal Law. I, Jason M. Brydges of, BE3, 960 Busti Avenue, Suite B-150, Buffalo, New York 14213 am certifying as Owner’s Designated Site Representative for the site.

NYS Professional Engineer

Signature

TABLE OF CONTENTS

CERTIFICATIONS ..... **II**

TABLE OF CONTENTS ..... **IV**

LIST OF ACRONYMS ..... **VIII**

FINAL ENGINEERING REPORT **1**

1.0 BACKGROUND AND SITE DESCRIPTION **1**

2.0 SUMMARY OF SITE REMEDY **2**

2.1 REMEDIAL ACTION OBJECTIVES **2**

2.2 DESCRIPTION OF SELECTED REMEDY **3**

3.0 INTERIM REMEDIAL MEASURES, OPERABLE UNITS AND REMEDIAL CONTRACTS **5**

4.0 DESCRIPTION OF REMEDIAL ACTIONS PERFORMED **6**

4.1 GOVERNING DOCUMENTS **6**

- **4.1.1 Site Specific Health & Safety Plan (HASP)** **6**
- **4.1.2 Quality Assurance Project Plan (QAPP)** **6**
- **4.1.3 Storm-Water Pollution Prevention Plan (SWPPP)** **6**
- **4.1.4 Community Air Monitoring Plan (CAMP)** **6**
- **4.1.5 Contractors Site Operations Plans (SOPs)** **8**
- **4.1.6 Community Participation Plan** **8**

4.2 REMEDIAL PROGRAM ELEMENTS 8

4.2.1 Contractors and Consultants 8

4.2.2 Site Preparation 8

4.2.3 General Site Controls 8

4.2.4 Nuisance Controls 9

4.2.5 CAMP Results 9

4.2.6 Reporting 10

4.3 CONTAMINATED MATERIALS REMOVAL 10

4.3.1 Building Foundation/Floor Slab Excavations/Pavement 11

4.3.2 Contaminated Soil Removal 11

4.3.3 Removal of Abandoned USTs 13

4.3.4 Removal of Existing Transformers 13

4.4 NEW AND DECOMMISSIONED MONITORING WELLS 14

4.5 REMEDIAL PERFORMANCE/DOCUMENTATION SAMPLING 14

4.6 IMPORTED BACKFILL 16

4.7 CONTAMINATION REMAINING AT THE SITE 16

4.8 SOIL COVER [OR CAP] SYSTEM 16

4.9 OTHER ENGINEERING CONTROLS 16

4.10 INSTITUTIONAL CONTROLS 17

4.11 DEVIATIONS FROM THE REMEDIAL ACTION WORK PLAN 17

LIST OF TABLES

RI/AAR Tables

Table 1 – Well Development and Sampling Log
Table 2 – Summary of Soil Analytical Results
Table 3 – Summary of Groundwater Analytical Results
Table 4 – Boring, Well, and Test Pit GPS Coordinates
Table 5 – Groundwater Elevations

Remediation Tables

Table R1 – Summary of Bottom Confirmation Soil Sample Analytical Results
Table R2 – Summary of Sidewall Confirmation Soil Sample Analytical Results
Table R3 – Summary of UST Removal Confirmation Soil Sample Analytical Results
Table R4 – Summary of Groundwater Well Sample Analytical Results
Table R5 – Monitoring Well Groundwater Elevations
Table R6 – Air Monitoring Conditions/Responses
Table R7 – Sample Location Coordinates

LIST OF FIGURES

RI/AAR & RAWP

Figure 1 - Site Location Map
Figure 2 - Site Survey
Figure 3 - RI Soil Sample Locations
Figure 4 - Site Soil Results
Figure 5 - RI Groundwater Sample Locations
Figure 6 - Historic Gas Station Location
Figure 7 - RAWP Track 1 Unrestricted Use – Demolition & Soil Excavation/Removal
Figure 8 - RAWP Track 1 Unrestricted Use – Groundwater Treatment Area
Figure 9 - RAWP Track 1 Unrestricted Use – Clean Backfill Area for New Development
Figure AS-101 – New Development Master Plan

Remediation Figures

Figure R1 – Bottom Confirmation Soil Sample Location Map
Figure R2 – Sidewall Confirmation Soil Sample Location Map
Figure R3 – UST Removal Confirmation Soil Sample Location Map

LIST OF APPENDICES

Appendix A – FER (CD)
Appendix B – Imported Clean Fill Certifications & Manifests
Appendix C – Daily Field Reports/Progress Photographs/Monitoring Data
Appendix D – Confirmation Soil Sample Location Plan & Coordinates Table
Appendix E – Waste Characterization & Disposal Documentation
Appendix F – Transformer Removal Data
Appendix G – UST Removal/Disposal Documentation
Appendix H – New Monitoring Wells
Appendix I – New Development-Design/Construction Drawings
Appendix J – Data Usability Summary Reports (DUSRs) & Analytical Lab Reports
Appendix K – NYSDEC Confirmation E-Mails
Appendix L – BCA Amendment – Survey Correction to Parcel Size

LIST OF ACRONYMS

AS	Air Sparging
ASP	Analytical Services Protocol
BCA	Brownfield Cleanup Agreement
BCP	Brownfield Cleanup Program
CERCLA	Comprehensive Environmental Response, Compensation and Liability Act
CAMP	Community Air Monitoring Plan
C/D	Construction and Demolition
CFR	Code of Federal Regulation
CLP	Contract Laboratory Program
COC	Certificate of Completion
CO2	Carbon Dioxide
CP	Commissioner Policy
DER	Division of Environmental Remediation
EC	Engineering Control
ECL	Environmental Conservation Law
ELAP	Environmental Laboratory Approval Program
ERP	Environmental Restoration Program
EWP	Excavation Work Plan
GHG	Green House Gas
GWE&T	Groundwater Extraction and Treatment
HASP	Health and Safety Plan
IC	Institutional Control
NYSDEC	New York State Department of Environmental Conservation
NYSDOH	New York State Department of Health
NYCRR	New York Codes, Rules and Regulations
O&M	Operation and Maintenance
OM&M	Operation, Maintenance and Monitoring
OSHA	Occupational Safety and Health Administration
OU	Operable Unit
PID	Photoionization Detector
PRP	Potentially Responsible Party
PRR	Periodic Review Report
QA/QC	Quality Assurance/Quality Control
QAPP	Quality Assurance Project Plan
RAO	Remedial Action Objective
RAWP	Remedial Action Work Plan
RCRA	Resource Conservation and Recovery Act
RI/FS	Remedial Investigation/Feasibility Study
ROD	Record of Decision
RP	Remedial Party
RSO	Remedial System Optimization
SAC	State Assistance Contract
SCG	Standards, Criteria and Guidelines

SCO	Soil Cleanup Objective
SMP	Site Management Plan
SOP	Standard Operating Procedures
SOW	Statement of Work
SPDES	State Pollutant Discharge Elimination System
SSD	Sub-slab Depressurization
SVE	Soil Vapor Extraction
SVI	Soil Vapor Intrusion
TAL	Target Analyte List
TCL	Target Compound List
TCLP	Toxicity Characteristic Leachate Procedure
USEPA	United States Environmental Protection Agency
UST	Underground Storage Tank
VCA	Voluntary Cleanup Agreement
VCP	Voluntary Cleanup Program

FINAL ENGINEERING REPORT

1.0 BACKGROUND AND SITE DESCRIPTION

SAA/EVI MC Family, LLC (SAA/EVI) entered into a Brownfield Cleanup Agreement (BCA) with the New York State Department of Environmental Conservation (NYSDEC) on November 2, 2020, to investigate and remediate a 2.72-acre property located 1100 Michigan Avenue in Erie County, Buffalo, New York (Site). The Site is identified as Parcel No.: 100.72-1-1-1.1 and (part of) 100.71-3-1.11 on the Erie County Tax Map. The parcel boundaries along with metes and bounds description are provided in **Appendix L** – BCA Amendment – Survey Corrections to Parcel Size.

.

The property was remediated to meet 6 New York Codes, Rules and Regulations (NYCRR) Part 375 Track 1 – Unrestricted Use. The proposed re-development of the site will create affordable housing units and approximately 5,000 sf of commercial space. There will also be commensurate parking for the residential units and commercial space.

An electronic copy of this Final Engineering Report (FER) with all supporting documentation is included as **Appendix A**.

2.0 SUMMARY OF SITE REMEDY

2.1 REMEDIAL ACTION OBJECTIVES

Based on the results of the Remedial Investigation, the following Remedial Action Objectives (RAOs) were identified for this site.

Groundwater

Human Health Protection RAOs:

- Prevent ingestion of groundwater with contaminant levels exceeding drinking water standards.

Environmental Protection RAOs:

- Restore groundwater aquifer to pre-disposal/pre-release conditions, to the extent practicable.

Soil

Public Health Protection RAOs:

- Prevent ingestion/direct contact with contaminated soil.

Environmental Protection RAOs

- Prevent migration of contaminants that would result in groundwater or surface water contamination.

Soil Vapor

Public Health Protection RAOs:

- Mitigate impacts to public health resulting from existing or potential soil vapor intrusion into Site buildings.

2.2 DESCRIPTION OF SELECTED REMEDY

The site was remediated in accordance with the remedy selected by the NYSDEC Decision Document dated May 2021.

The factors considered during the selection of the remedy are those listed in 6 NYCRR 375-1.8. The following are the components of the selected remedy:

Track 1 – Unrestricted Use remedy consisted of the following:

1. REMEDIAL DESIGN

A remedial design program was implemented to provide the details necessary for the construction, operation, maintenance, and monitoring of the remediation program. Green remediation principles and techniques were implemented to the extent feasible in the design, implementation, and site management of the remedy per Division of Environmental Remediation. The major green remediation components are as follows:

- Considering the environmental impacts of treatment technologies and remedy stewardship over the long term;
- Reducing direct and indirect greenhouse gas and other emissions;
- Increasing energy efficiency and minimizing use of non-renewable energy;
- Conserving and efficiently managing resources and materials;
- Reducing waste, increasing recycling, and increasing reuse of materials which would otherwise be considered a waste;
- Maximizing habitat value and creating habitat when possible;
- Fostering green and healthy communities and working landscapes which balance ecological, economic, and social goals; and
- Integrating the remedy with the end use where possible and encouraging green and sustainable re-development.

2. EXCAVATION

Excavation and off-site disposal of all on-site soils which exceeded unrestricted soil cleanup objectives (SCOs), as defined by 6 NYCRR Part 375-6.8. Excavation included: removal

of impacted soils from all building exterior areas; all building floor slabs and impacted soil below slabs. Since the Track 1 cleanup has been achieved, a Cover System was not a required element of the remedy.

3. BACKFILL

Clean fill meeting the requirements of 6 NYCRR Part 375-6.7(d) was brought onto the site to complete backfilling of the excavation in accordance with new development requirements.

4. VAPOR INTRUSION EVALUATION

No VOCs exceeding Unrestricted SCOs were identified in any RI soil boring soil samples across the entire site, including the historic gas station location at the northeast corner of the site, except for a slight exceedance of the VOC acetone, a common lab contaminant, in one sample. During the removal of four abandoned USTs (refer to Section 4.3.3) from the historic gas station location the highest PID VOC reading was 176 ppm during excavation and after offsite removal of the USTs, their contents and impacted soil around the USTs, PID readings were 0.0 ppm. After the removal of all impacted soil confirmation soil samples collected from the bottom and sidewalls confirmed no remaining soil exceeded Unrestricted SCOs (refer to **Figure R3** and Section 4.5).

Monitoring well MW-2 installed during the RI program in the historic gas station location at the northeast corner of the site (refer to **Figure 5**) indicated the presence of elevated petroleum related VOC compounds in the groundwater sample that exceeded TOGS1.1.1. - New York State Ambient Water Quality Standards and Guidance Values (TOGS). No other monitoring wells installed across the site indicated the presence of any VOCs exceeding TOGS guidance values in samples. Upon completion of the removal of the USTs and impacted soil from the area a total of Four monitoring wells (REM-1 to 4) were also installed as part of the remediation to assess if impacted groundwater remained and was leaving the site. Two wells were installed along the north and two along east property perimeters at the Historic gas station location (refer to **Figure R3** and **Section 4.4**). Analysis of groundwater samples from the four wells indicated no VOC exceedances of TOGS Guidance Values (refer to **Table R4**).

Based on the above evaluations vapor intrusion has been eliminated as a concern for new buildings constructed on the site.

3.0 INTERIM REMEDIAL MEASURES, OPERABLE UNITS, AND REMEDIAL CONTRACTS

The remedy for this site was performed as a single project, and no interim remedial measures, operable units or separate construction contracts were performed.

4.0 DESCRIPTION OF REMEDIAL ACTIONS PERFORMED

Remedial activities completed at the Site were conducted in accordance with the NYSDEC-approved Remedial Action Work Plan (RAWP) for the Former Pilgrim Family Apartments (May 2021). All deviations from the RAWP are noted below.

4.1 GOVERNING DOCUMENTS

4.1.1 Site Specific Health & Safety Plan (HASP)

All remedial work performed under this Remedial Action was in full compliance with governmental requirements, including Site and worker safety requirements mandated by Federal Occupational Safety and Health Administration (OSHA).

The Health and Safety Plan (HASP) provided in Appendix A of the RAWP was complied with for all remedial and invasive work performed at the Site.

4.1.2 Quality Assurance Project Plan (QAPP)

The Quality Assurance Project Plan (QAPP) was included as Appendix B of the RAWP approved by the NYSDEC. The QAPP describes the specific policies, objectives, organization, functional activities, and quality assurance/quality control (QA/QC) activities designed to achieve the project data quality objective.

4.1.3 Stormwater Pollution Prevention Plan (SWPPP)

The erosion and sediment controls for all remedial construction were performed in conformance with requirements presented in the New York State Guidelines for Urban Erosion and Sediment Control and the requirements of the Stormwater Pollution Prevention Plan (SWPPP) (January 2021) which was included as Appendix H in the RAWP.

4.1.4 Community Air Monitoring Plan (CAMP)

The purpose of air monitoring for potential airborne contaminants is to verify that protection levels are suitable. Monitoring was performed for dust/particulates and volatile organic compounds (VOCs) during excavation activities. Daily background and calibration readings were recorded prior to the start of field activities. All monitoring equipment used during this

investigation was maintained and calibrated with records of calibration and maintenance kept in accordance with 29 Code of Federal Regulations (CFR) 1910.120(b)4(11)e. All CAMP results are provided in **Appendix C**. **Table R6** provides a tabularization of air monitoring conditions and responses from the Daily Field Reports when monitoring was not conducted.

Particulate Monitoring

Real-time air monitoring readings were obtained from upwind and downwind locations in accordance with DER-10 for community air-monitoring. Daily field reports were completed that document activities performed, equipment and manpower onsite, screening and monitoring results, general Site conditions, and weather conditions (refer to **Appendix C**). **Table R6** provides a tabularization of air monitoring conditions and responses from the Daily Field Reports when monitoring was not conducted.

Air Monitoring for Worker Protection

Real-time air monitoring was conducted whenever Site soils were disturbed during sampling, excavation, grading, etc. A real-time personal aerosol monitor (i.e., TSI Side-Pak AM5 10 Personal Aerosol monitor or equivalent) was used. This monitor is a laser photometer that measures data as both real-time aerosol mass-concentration and 8-hour time weighted average (TWA). The monitor was used to measure real-time concentrations in milligrams per meter cubed (mg/m^3). Action levels were based on potential exposure to calcium carbonate and were as follows:

- 15 mg/m^3 total dust
- 5 mg/m^3 respirable fraction for nuisance dusts

Dust suppression techniques were employed prior to exceeding the action levels. However, if these levels were exceeded, then work was halted, and additional dust suppression techniques were employed until safe levels were reached.

Total VOC Monitoring

Monitoring of VOCs was conducted using a photo-ionization detector (PID). If a sustained reading of 5 parts per million (ppm) above background occurs, then work would be

halted, and personnel would evacuate the work area. Sustained action levels did not occur on this project that required work to be halted.

4.1.5 Contractors Site Operations Plans

The Remediation Engineer reviewed all plans and submittals for this remedial project (i.e., those listed above plus contractor and subcontractor submittals) and confirmed that they were in compliance with the RAWP. All remedial documents were submitted to NYSDEC and New York State Department of Health (NYSDOH) in a timely manner and prior to the start of work.

4.1.6 Community Participation Plan (CPP)

All aspects of the Community Participation Plan (CPP) presented in the RAWP Appendix D were adhered to for this project.

4.2 REMEDIAL PROGRAM ELEMENTS

4.2.1 Contractors and Consultant

- General Remedial Contractor – Kulback's, Inc.
- Economy Tree Service – Tree Removal
- Empire Building Diagnostics – Building Demolition
- SJB – Monitoring Well Installation/Decommissioning
- ENSOL – UST Removals
- B. PARISO – Trucking
- Buffalo Well Drilling – Monitoring well Installation
- Environmental Service Group – Removal/Disposal of UST Contents
- Certifying Engineer – Jason Brydges, P.E. (BE3)

4.2.2 Site Preparation

- Mobilization – January 2022
- Erosion, sedimentation controls and perimeter fencing – January 2022
- Utility marker layout – layout conducted during the Remedial Investigation (RI).

4.2.3 General Site Controls

- Site security – The entire site was enclosed with security fencing.
- Job site record keeping – As per the RAWP, BE3's site inspector monitored all remediation activities, completed daily inspection reports and collected air monitoring data.
- Erosion and sedimentation controls – Compost filter sox rolls, and filter fabric were installed around site perimeter and work areas.
- Stockpile methods – Imported clean fill and stone were periodically stockpiled on site by dump truck unloading on cleared area. Soils excavated from the site were either directly loaded into trucks or soil moved within the excavation area using a bulldozer to a stockpile location where an excavator would later load trucks.
- No dewatering of excavations was required during remediation.

4.2.4 Nuisance controls

- Truck wash not required. Sweepers and hose water were used to control tracking of soil off-site when required.
- Dust control – Dust control was not an issue during winter and spring work, however, there were some dust issues during summer excavation work. The days that there were exceedances or monitoring equipment problems with responses are provided in **Table R6**.
- Odor control – No odor concern.
- Truck routing – No truck routing problems.
- Responding to complaints – No formal public complaints received.

4.2.5 CAMP results

VOC and particulate monitoring equipment were utilized as called for in the RAWP CAMP.

Fugitive dust migration was visually assessed by BE3's field inspector during all work

activities. There were occasions when the downwind PM-10 particulate level of the downwind units greater than 100 micrograms per cubic meter ($\mu g/m^3$) than background (upwind perimeter) for a 15-minute period. A water truck and sweeping were used during the summer months to reduce dust concerns. See **Table R6** for days with air monitoring conditions and responses.

VOC monitoring was undertaken through the remediation utilizing a handheld PID at the remediation work face and a downwind tripod mounted PID. Minor exceedances of VOC requirements occurred at the working face on a few occasions but quickly dissipated upon further excavation.

Copies of all field data sheets relating to the CAMP are provided with each of the Daily Field Reports in **Appendix C**.

4.2.6 Reporting

All daily field reports and progress photos taken during remediation activities are included in **Appendix C.** Daily field reports were completed at the end of each day or the following day by the site inspector and submitted to the Certifying Engineer for review and approval and then forwarded to the NYSDEC and NYSDOH project managers.

4.3 CONTAMINATED MATERIALS REMOVAL

It should be noted that excavation for new development (buildings, buried utilities to buildings, roadways/parking, etc.) took place concurrently with remediation activities. In many cases the removal of areas of impacted material coincided with removal requirements for new development. All material excavated was either stockpiled per the RAWP and NYDEC requirements prior to transport or transported directly to an approved disposal facility.

A Track 1 – Unrestricted Use cleanup was implemented based on the site-specific intended land use.

4.3.1 Building Foundation/Floor Slab Excavation/Pavement

A total of three buildings as shown on RAWP **Figure 7** were demolished and floor slabs/foundations removed along with asphalt paved areas. After examination, the concrete and asphalt materials were designated as C & D and sent to Swift River for disposal/recycling. The total amount of concrete/asphalt material sent for recycling to Swift River Concrete/asphalt Recyclers was 1860 tons. NYSDEC registration and documentation to accept Pilgrim Family site concrete and asphalt pavement for recycling along with a spreadsheet of daily shipments of concrete/asphalt to Swift River are provided in **Appendix E**.

4.3.2 Contaminated Soil Removal

Prior to excavation, soil samples were collected from areas across the site for analysis as requested by the Tonawanda Landfill to determine acceptability of impacted soil for disposal at their facility and to meet closure pursuant to its Consent Order with NYSDEC. A total of 36 samples were collected and analyzed per the landfill requirements and based on these results impacted soils from the site were accepted at the landfills. The laboratory results for the 36 samples were collected and analyzed per the landfill requirements as follows:

Method/Test	Description
1010A	Ignitability
1311	TCLP Extraction
1311	ZHE TCLP Extraction
6010C	TCLP Metals
7470A	TCLP Mercury
8015D	DRO
8015D	GRO
8081B	TCLP Pesticides
8082A	TCL PCBs
8151	TCLP Herbicides
8260C	TCLP Volatiles
8270D	TCLP Semi-volatiles
9012	Cyanide, Reactive
9034	Sulfide, Reactive
9045C	pH

Based on the results from these analyses impacted soils from the site were accepted at the landfills. The laboratory results for the 36 samples are provided in **Appendix E** along with a layout site plan showing where the samples were collected.

All open areas across the site were cleared and grubbed including existing asphalt/concrete surface areas, as necessary. The RI and previous investigations indicated that fill soils covered most of the open areas across the site (approximately 4 to 6 feet in depth) and were impacted with concentrations of primarily PAH/metal compounds and a few pesticides that exceeded Unrestricted SCOs (refer to **RI/AAR Tables 1 through 5 and Figures 1 through 9**). Impacted soils were removed until confirmation sampling indicated Unrestricted Use SCOs were achieved. **Figure R1** provides the location and depth confirmation samples were collected below existing grades (prior to remediation).

Confirmation samples were collected from sidewalls and bottom of the excavation to confirm all impacted material was removed that exceeded Unrestricted Use SCOs. One bottom confirmation sample did not meet the Unrestricted SCO for the metal compound nickel but was approved by the NYSDEC and soil allowed to remain in-place due to the nature of the contaminant (Nickel) and the relatively small magnitude of the exceedance (0.5 ppm above SCO). Section 4.5 discusses confirmation sample exceedances.

Petroleum impacted soil from around and beneath four uncovered abandoned USTs (see **Section 4.3.3**) in the historic gas station area were removed until confirmation sampling indicated Unrestricted Use SCOs were achieved (see **Figure R3**). Section 4.5 discusses confirmation sampling in the UST area.

The total amount of impacted soil material sent for disposal to the Tonawanda landfill was **31,693.76** tons. Summary totals of all soil disposed at the landfill, along with the NYSDEC landfill acceptance letter and permits, are provided in **Appendix E**.

4.3.3 Removal of Abandoned USTs

Between March 4 and March 10, 2022, the closure of four abandoned USTs uncovered in

the vicinity of the historic gas station location was undertaken in accordance with DER-10-Section 5.5. Two of the UST were removed from the same excavation, and they were each 1000 +/- gallon steel tanks filled with flowable fill and no liquid. The third and fourth USTs included a 250+/- gallon steel tank and a 1000+/- gallon steel tank each removed from a separate excavation (see **Figure R3**). Both the third and fourth USTs contained petroleum related liquid product which was removed from the tanks by the Environmental Service Group. Inc (ESG) using a vacuum truck. All four tanks were removed from their excavations, cleaned and certified clean by ESG. A total of **1635 gallons** of petroleum related product and impacted water was transported by ESG to the American Recyclers Company (ARC) in Tonawanda New York for recycling. Once the waste comes into ARC they take ownership of the waste according to ARC. This material is placed into their bulk gasoline tank with other gasoline generators. They then manifest the material out of ARC in bulk batches (ARC is the generator) to Environmental Specialist Inc. in Youngstown, OH for Recycle.

The steel tanks were crushed on site after cleaning and sent to Niagara Metals as scrap steel. Empty Tank Certifications, manifests and NYSDEC Pre-Work Notification for Tank Closure are provided in **Appendix G.**

The petroleum bulk storage (PBS) registration form showing the closure of the tanks is provided in **Appendix G** and has been submitted by email to the Department's PBS staff.

4.3.4 Removal of Existing Transformers

National Grid removed ten pad-mounted transformers from locations throughout the Pilgrim Village property. Of the total, four transformers were removed from the Pilgrim Family site. Transformers contained mineral oil dielectric fluid. The equipment was transported by National Grid to National Grid's Buffalo transformer shop, cataloged, inspected, and shipped for off-site recycling as surplus electrical equipment in accordance with National Grid environmental procedures. The transformers were inspected and documented to be intact and non-leaking by National Grid's lead Environmental Engineer.

A letter from National Grid's lead Environmental Engineer attesting to the above is provided in **Appendix F.**

4.4 NEW AND DECOMMISSIONED MONITORING WELLS

Upon completion of the removal of the USTs and impacted soil from the historic gas station area a total of Four monitoring wells (REM-1 to 4) were installed as part of the remediation to assess if impacted groundwater remained and was leaving the site. Two wells were installed along the north and two along east property perimeters at the Historic gas station location (refer to **Figure R3**). These monitoring wells were constructed in the same manner as the RI monitoring wells, including MW-2, using a truck mounted drill rig. All monitoring wells were constructed of 2-inch nominal inside diameter (ID) schedule polyvinyl chloride (PVC) pipe with threaded connections. The lower sections of the wells were constructed of 10-foot PVC well screen with 0.010-inch slots. Groundwater elevations of the four new wells and MW2 are provided in **Table R5** and well location coordinates are provided in **Table R7.**

Analysis of groundwater samples from the four wells indicated no VOC exceedances of TOGS Guidance Values (refer to **Table R4**). Based on these results, the removal of the abandoned USTs and impacted soil from this area reduced/eliminated the VOC impacts to the groundwater in this area and, therefore, groundwater treatment was not required.

For the decommission of monitoring wells removed from service for the new development, the grouting in-place method was used. The process followed, as outlined in CP-43, sealing the borehole and any remaining part of the monitoring well left in the ground with grout to prevent contaminants from entering the groundwater.

4.5 REMEDIAL PERFORMANCE/DOCUMENTATION SAMPLING

Impacted soil material exceeding Track 1 – Unrestricted Use SCOs was removed from areas as discussed in **Section 4.3.2**. Confirmation soil samples were collected from bottom and sidewalls of excavation areas to confirm all impacted material was removed. The sample locations were located by a field GPS (cell phone latitude-longitude using the North American Datum 1983) so that the approximate locations are documented (see **Figure R7**). All bottom soil confirmation samples were analyzed for TCL VOCs, TCL SVOCs and arsenic, barium, lead, total mercury, and zinc. In addition, 29 percent of the bottom samples were analyzed for TAL metals, TCL PCBs, and TCL pesticides. The results were compared to 6 NYCRR Part 375 Unrestricted

SCOs. All sidewall confirmation samples were collected from beyond the north, east and south boundary lines and, per agreement with NYSDEC, (see April 1, 2022, J. Walia email confirmation in **Appendix K**) only two samples were collected from each wall since most likely offsite soil is impacted urban fill. The samples were analyzed for the same parameters as the bottom samples including expanded list (TAL metals, TCL PCBs, and TCL pesticides). The reasoning for the reduced sampling was that offsite soil is likely impacted urban fill. **Table R2** provides the side-wall sample compound results that indicated the following exceedances:

SWNW-1 – Chromium 31.9 ppm vs SCO 30.0 ppm & Nickel 33.3 ppm vs SCO 30.0 ppm;

SWNW-2 - Chromium 33.9 ppm vs SCO 30.0 ppm & Nickel 38.6 ppm vs SCO 30.0 ppm;

SWSW-1 - Lead 238 ppm vs SCO 63 ppm, Zinc 146 ppm vs SCO 109 ppm, Mercury 0.41 ppm vs SCO 0.18 ppm & 4,4-DDT 0.0057 vs SCO 0.0033 ppm; and

SWSW-2 - Lead 356 ppm vs SCO 63 ppm, Zinc 173 ppm vs SCO 109 ppm, Mercury 0.63 ppm vs SCO 0.18 ppm & 4,4-DDT 0.0076 vs SCO 0.0033 ppm.

One bottom sample location (sample B7) did not meet the Unrestricted SCO for the metal compound nickel but was approved by the NYSDEC to remain in-place due to the nature of the contaminant and the relatively small magnitude of the exceedance. The concentration of nickel in sample B7 was 30.5 ppm versus with an Unrestricted Use SCO of 30 ppm or an overall exceedance of 0.5 ppm. The sample depth was at 7 feet bgs (see **Appendix K** for NYSDEC approval email).

There is a 16-inch buried gas line that runs the entire length of the western property line. To assess if the existing soil/stone material beneath the pipeline met Unrestricted SCOs, three samples (B-14A, B-29 and B-55) were collected from beneath the pipeline at various distances along its length (see **Appendix K** for NYSDEC approval on samples and locations). The analytical results from these three samples met Unrestricted SCOs.

The confirmation soil sample locations are shown on **Figures R1** (bottom)**, R2** (Sidewalls) and **R3** (UST area). Confirmation sample analytical summary results are provided on **Tables R1** (bottom)**, R2** (Sidewalls) and **R3** (UST area). All data was validated, and Data Usability Summary Reports (DUSRs) prepared by EDU Environmental Data Usability of Dansville, New York. All DUSRs and analytical lab data are provided in **Appendix J.** Coordinates for all samples are provided on **Table R7.**

4.6 IMPORTED BACKFILL

Imported backfill with quantities from each source are shown below.

- LaFarge-Holcim – Stone fill – 44,295.15 tons
- County Line – Stone fill – 513.56 Tons

Other sources of imported fill were assessed and material analyzed and submitted to NYSDEC for approval, including 4543 Walden and 293 Cemetery Road sites, but only the above sources were actually used.

NYSDEC Request to Import or Reuse Fill/Soil/stone Forms were provided per DER-10 Section 5.4(e) for each of the backfill providers listed above and are provided in **Appendix B.** Per NYSDEC (See 2/22/22 email in **Appendix K**) **,** every time the source of import material changes, a new form is required, therefore, one re-use form was provided to cover all of the stone sizes provided by LaFarge's single source.

Site locations where backfill was used at the site are shown on **Figure 9**

4.7 CONTAMINATION REMAINING AT THE SITE

All impacted soils were removed from the site through the remediation that exceeded Unrestricted Use SCOs. VOCs exceeding TOGs in the groundwater in the historic gas station area were removed by the excavation and offsite disposal of impacted soils and abandoned USTs in the gas station area.

4.8 SOIL COVER SYSTEM

All excavations were backfilled to meet new development requirements. The remedy required no specific soil cover or cap system.

4.9 OTHER ENGINEERING CONTROLS

The remedy for the site did not require the construction of any other engineering control (EC) systems.

4.10 INSTITUTIONAL CONTROLS

The site remedy did not require that an environmental easement (EE) or deed restriction be placed on the property.

4.11 DEVIATIONS FROM THE REMEDIAL ACTION WORK PLAN

Groundwater treatment of VOC impacted groundwater in the historic gas station location was not required due to the removal of the abandoned USTs and impacted soil that exceeded Unrestricted Use SCOs from this area and verified by groundwater sample results from the four perimeter monitoring wells indicating no VOC exceedances of TOGs guidance values.

All sidewall confirmation samples were collected from beyond the north, east and south boundary lines and, per agreement with NYSDEC, (see April 1, 2022, J. Walia email confirmation in **Appendix K**) only two samples were collected from each wall since most likely offsite soil is impacted urban fill.

TABLES

RI/AAR TABLES

BRYDGES ENGINEERING
IN ENVIRONMENT AND ENERGY, DPC

TABLE 1
WELL DEVELOPMENT AND SAMPLING LOG

	Monitoring Well Number				
	MW1	**MW2**	**MW3**	**MW4**	**MW5**
Development Data					
Development Date	1/21/2021	1/21/2021	1/21/2021	1/21/2021	1/21/2021
Time Development Initiated	12:00	12:45	13:30	14:30	15:15
Time Development Completed	12:30	13:20	14:10	15:05	15:45
Measured Depth to Water (ft below TOC)	15.11	10.31	9.79	7.95	9.19
Total Volume Pumped (gallons)	3	5	4	8	5
Development Method	Bailer	Bailer	Bailer	Bailer	Bailer
Water Level Measurement Data					
Date Water Level Measured	1/22/2021	1/22/2021	1/22/2021	1/22/2021	1/22/2021
Time Water Level Measured	9:00	9:05	9:10	9:15	9:20
Measured Depth to Water (ft below TOC)	15.29	10.35	9.93	7.73	10.52
Height of TOC above ground surface (ft)	-0.37	-0.38	-0.36	-0.47	-0.31
Measured Depth to Water (ft bgs)	15.66	10.73	10.29	8.20	10.83
Approx Ground Surface Elevation (ft)	651.6	644.8	645.6	641.9	646.2
Approx Water Level Elevation (ft)	635.94	634.11	635.26	633.70	635.41
Sampling Data					
Date Sampled	1/22/2021	1/22/2021	1/22/2021	1/22/2021	1/22/2021
Time Sampled	11:35	12:00	12:30	13:00	13:25
Measured Depth to Water (ft below TOC)	15.29	10.35	9.93	7.73	10.52
Total Depth of Well (ft below TOC)	19.10	19.20	16.30	22.80	18
Water Column in Well (ft)	3.81	8.85	6.37	15.07	7.48
Gallons per Foot	0.16	0.16	0.16	0.16	0.16
Water Column Volume (gallons)	0.61	1.42	1.02	2.41	1.20
Total Volume Pumped (gallons)	-	-	-	-	-
Sampling Method	Bailer	Bailer	Bailer	Bailer	Bailer
Diameter of Well Casing	2-inch	2-inch	2-inch	2-inch	2-inch
Water Quality Data					
Date Measured	1/21/2021	1/21/2021	1/21/2021	1/21/2021	1/21/2021
Temperature (°C)	11.7	10.9	11.1	10.9	10.6
pH (Standard Units)	7.30	7.05	7.18	7.11	7.20
Specific Conductivity (µS/cm)	1,117	1,104	953	744	869
Turbidity (NTU)	72.0	>1,000	>1,000	>1,000	>1,000
Remarks		Duplicate Sample MW12			

Notes:
Water quality parameters were measured with a YSI 556 and turbidimeter

- = Not applicable or not measured
TOC = Top of casing
bgs = Below ground surface
ft = Feet
°C = Degrees Celsius
µS/cm = Microsiemens per Centimeter
NTU = Nephelometric Turbidity Units

TABLE 2
SUMMARY OF SOIL ANALYTICAL RESULTS

Parameter Tested	Sample Identification, Approximate Sample Depth in Feet Below Ground Surface, and Sample Date											NYSDEC Soil Cleanup Objectives (SCOs)		
	B1S1 0.3-1	B2S1 0.3-1	B3S1 0.5-2	B4S1 0.1-0.3	B5S2 4-6	B6S1 0.5-2	B7S1 0.5-4	B7S10~ 0.5-4	B8S1 0.1-0.3	B9S1 4-5	B10S1 0.5-4	Unrestricted	Residential	Restricted Residential
	1/7/2021													
METALS (ppm)														
Aluminum	**14,700**	**13,300**	-	**8,280**	**11,900**	**11,700**	**9,090**	**9,750**	**10,000**	**18,700**	**10,700**	-	-	-
Antimony	ND	ND	-	ND	ND	ND	ND	ND	ND	ND	ND	-	-	-
Arsenic	**4.45**	**4.85**	-	**2.89**	**6.24**	**2.72**	**3.37**	**4.07**	**3.11**	**6.82**	**6.33**	13	16	16
Barium	**85.5**	**44.8**	-	**55.8**	**62.3**	**60.5**	**62.5**	**68.8**	**100**	**145**	**91.9**	350	350	400
Beryllium	**0.235 J**	**0.234 J**	-	ND	**0.181 J**	**0.151**	ND	ND	**0.424**	**0.379**	**0.219 J**	7.2	14	72
Cadmium	**0.396**	**0.557**	-	**0.463**	**0.586**	**0.608**	**0.446**	**0.529**	**0.607**	**0.644**	**0.684**	2.5	2.5	4.3
Calcium	**46,500**	**134,000**	-	**11,600**	**30,200**	**14,000**	**19,700**	**19,000**	**22,700**	**54,200**	**18,600**	-	-	-
Chromium	**16.6**	**17.3**	-	**9.65**	**14.4**	**14.2**	**10.8**	**12.6**	**9.68**	**22.9**	**13.3**	30	36	180
Cobalt	**8.02**	**8.11**	-	**3.69**	**7.91**	**5.91**	**4.56**	**5.02**	**4.14**	**12.5**	**7.30**	-	-	-
Copper	**16.6**	**14.2**	-	**15.6**	**15.5**	**11.8**	**14.3**	**16.3**	**12.7**	**21.0**	**24.5**	50	270	270
Iron	**18,600**	**16,300**	-	**9,690**	**17,300**	**13,700**	**11,800**	**12,400**	**11,400**	**24,300**	**15,700**	-	-	-
Lead	**49.7**	**8.37**	-	**77.0**	**7.61**	**33.6**	**103**	**138**	**49.3**	**10.9**	**114**	63	400	400
Magnesium	**14,800**	**70,900**	-	**4,290**	**14,600**	**7,060**	**9,690**	**8,990**	**4,370**	**15,000**	**7,470**	-	-	-
Manganese	**340**	**365**	-	**400**	**332**	**410**	**318**	**299**	**500**	**892**	**449**	1,600	2,000	2,000
Total Mercury	**0.0872**	**0.0357**	-	**0.220**	**0.00957**	**0.104**	**0.543**	**0.256**	**0.168**	**0.0189**	**0.395**	0.18	0.81	0.81
Nickel	**17.4**	**18.1**	-	**6.44**	**16.9**	**11.8**	**9.27**	**10.3**	**6.79**	**25.6**	**14.0**	30	140	310
Potassium	**3,020**	**4,650**	-	**755**	**2,580**	**1,710**	**1,440**	**1,440**	**933**	**4,750**	**1,790**	-	-	-
Selenium	**0.807 J**	**0.995 J**	-	**2.10**	**1.59**	**1.03 J**	**1.54**	**1.65**	**2.27**	**2.21**	**2.06**	3.9	36	180
Silver	**0.700**	**0.652**	-	**0.522 J**	**0.537 J**	**0.430 J**	**0.448 J**	**0.472 J**	**0.542**	**0.808**	**0.695**	2	36	180
Sodium	**338**	**303**	-	**101 J**	**231**	**91.7 J**	**197**	**199**	**161**	**243**	**108 J**	-	-	-
Thallium	ND	ND	-	ND	ND	ND	ND	ND	ND	ND	ND	-	-	-
Vanadium	**24.7**	**20.3**	-	**16.0**	**22.2**	**22.1**	**17.8**	**19.0**	**16.8**	**31.5**	**20.4**	-	-	-
Zinc	**71.9**	**33.0**	-	**105**	**71.5**	**78.8**	**97.1**	**113**	**81.0**	**62.2**	**143**	109	2,200	10,000
SEMI-VOLATILE ORGANIC COMPOUNDS (SVOCs) (ppm)														
2-Methylnapthalene	ND	ND	-	ND	ND	ND	ND	ND	ND	ND	ND	-	-	-
Acenaphthene	ND	ND	-	ND	ND	ND	ND	ND	ND	ND	ND	20	100	100
Anthracene	ND	ND	-	ND	ND	ND	ND	ND	ND	ND	ND	100	100	100
Benzo(a)anthracene	ND	ND	-	ND	ND	ND	ND	**0.167 J**	ND	ND	**0.18 J**	1	1	1
Benzo(a)pyrene	ND	ND	-	ND	ND	ND	ND	**0.157 J**	ND	ND	ND	1	1	1
Benzo(b)fluoranthene	ND	ND	-	ND	ND	ND	ND	ND	ND	ND	ND	1	1	1
Benzo(g,h,i)perylene	ND	ND	-	ND	ND	ND	ND	ND	ND	ND	ND	100	100	100
Benzo(k)fluoranthene	ND	ND	-	ND	ND	ND	ND	ND	ND	ND	ND	0.8	1	3.9
Carbazole	ND	ND	-	ND	ND	ND	ND	ND	ND	ND	ND	-	-	-
Chrysene	ND	**0.226 J**	-	ND	ND	ND	ND	ND	ND	ND	ND	1	1	3.9
Dibenz(a,h)anthracene	ND	ND	-	ND	ND	ND	ND	ND	ND	ND	ND	0.33	0.33	0.33
Dibenzofuran	ND	ND	-	ND	ND	ND	ND	ND	ND	ND	ND	-	-	-
Fluoranthene	ND	**0.603**	-	ND	ND	ND	ND	**0.298 J**	ND	ND	**0.317 J**	100	100	100
Fluorene	ND	ND	-	ND	ND	ND	ND	ND	ND	ND	ND	30	100	100
Indeno(1,2,3-cd)pyrene	ND	ND	-	ND	ND	ND	ND	ND	ND	ND	ND	0.5	0.5	0.5
Naphthalene	ND	ND	-	ND	ND	ND	ND	ND	ND	ND	ND	12	100	100
Phenanthrene	ND	**0.389**	-	ND	ND	ND	ND	ND	ND	ND	**0.214 J**	100	100	100
Pyrene	ND	**0.455**	-	ND	ND	ND	ND	**0.248 J**	ND	ND	**0.226 J**	100	100	100
1,4-Dioxane	-	-	ND	-	-	-	-	-	ND	-	-	0.1	9.8	13
Other SVOCs	ND	ND	-	ND	ND	ND	ND	ND	ND	ND	ND	Various	Various	Various
Total Reported TICs	**1.06**	ND	-	**3.3**	ND	**0.952**	**0.485**	**0.542**	**2.74**	ND	**1.1**	-	-	-

Notes: All units in parts per million (ppm)
ND Analyte not detected
4.45 Analyte detected
77.0 Reported concentration greater than or equal to the NYSDEC Unrestricted SCO
J Estimated concentration
~ Duplicate of preceeding sample
- Not applicable or sample not tested for this analyte
TICs Tentatively Identified Compounds

TABLE 2
SUMMARY OF SOIL ANALYTICAL RESULTS

Parameter Tested	Sample Identification, Approximate Sample Depth in Feet Below Ground Surface, and Sample Date											NYSDEC Soil Cleanup Objectives (SCOs)		
	B1S1 0.3-1	B2S1 0.3-1	B3S1 0.5-2	B4S1 0.1-0.3	B5S2 4-6	B6S1 0.5-2	B7S1 0.5-4	B7S10~ 0.5-4	B8S1 0.1-0.3	B9S1 4-5	B10S1 0.5-4	Unrestricted	Residential	Restricted Residential
	1/7/2021													
VOLATILE ORGANIC COMPOUNDS (VOCs) (ppm)														
1,2,4-Trimethylbenzene	ND	ND	-	-	ND	ND	ND	ND	-	ND	**0.00974**	3.6	47	52
1,3,5-Trimethylbenzene	ND	ND	-	-	ND	ND	ND	ND	-	ND	**0.00457 J**	8.4	47	52
Acetone	**0.0235 J**	**0.0223 J**	-	-	**0.0373**	ND	ND	ND	-	ND	ND	0.05	100	100
Ethylbenzene	ND	ND	-	-	ND	ND	ND	ND	-	ND	**0.0122**	1	30	41
n-Butylbenzene	ND	ND	-	-	ND	ND	ND	ND	-	ND	**0.00552**	-	-	-
n-Propylbenzene	ND	ND	-	-	ND	ND	ND	ND	-	ND	**0.00881**	3.9	100	100
Xylenes (mixed)	ND	ND	-	-	ND	ND	ND	ND	-	ND	**0.00600**	0.26	100	100
Other VOCs	ND	ND	-	-	ND	ND	ND	ND	-	ND	ND	Various	Various	Various
Total Reported TICs	ND	ND	-	-	ND	ND	ND	ND	-	**1.65**	**0.321**	-	-	-
CHLORINATED PESTICIDES/CHLORINATED HERBICIDES/POLYCHLORINATED BIPHENYLS (PCBs) (ppm)														
4,4-DDD	ND	ND	-	ND	ND	ND	ND	ND	ND	ND	ND	0.0033	2.6	13
4,4-DDE	ND	ND	-	ND	ND	ND	ND	ND	ND	ND	ND	0.0033	1.8	8.9
4,4-DDT	ND	ND	-	ND	ND	**0.00263 J**	ND	ND	ND	ND	ND	0.0033	1.7	7.9
Aldrin	ND	ND	-	ND	ND	ND	ND	ND	ND	ND	ND	0.005	0.019	0.097
cis-Chlordane	ND	ND	-	ND	ND	ND	ND	ND	ND	ND	ND	0.094	0.91	4.2
delta-BHC	ND	ND	-	ND	ND	ND	ND	ND	ND	ND	ND	0.04	100	100
Dieldrin	ND	ND	-	ND	ND	ND	ND	ND	ND	ND	ND	0.005	0.039	0.2
Endosulfan Sulfate	ND	ND	-	ND	ND	ND	ND	ND	ND	ND	ND	2.4	4.8	24
Endrin	ND	ND	-	ND	ND	ND	ND	ND	ND	ND	ND	0.014	2.2	11
Endrin Aldehyde	ND	ND	-	ND	ND	ND	ND	ND	ND	ND	ND	-	-	-
Endrin Ketone	ND	ND	-	ND	ND	ND	ND	ND	ND	ND	ND	0.014	2.2	11
gamma-BHC (Lindane)	ND	ND	-	ND	ND	ND	ND	ND	ND	ND	ND	0.1	0.28	1.3
trans-Chlordane	ND	ND	-	ND	ND	ND	ND	ND	ND	ND	ND	-	-	-
Other Pesticides	ND	ND	-	ND	ND	ND	ND	ND	ND	ND	ND	Various	Various	Various
Chlorinated Herbicides	ND	ND	-	ND	ND	ND	ND	ND	ND	ND	ND	Various	Various	Various
Total PCBs	ND	ND	-	ND	ND	ND	ND	ND	ND	ND	ND	0.1	1	1
EMERGING CONTAMINANTS PER- AND POLYFLUOROALKYL SUBSTANCES (PFAS) (ppm)														
Perfluorobutanoic Acid (PFBA)	-	-	**0.000033 J**	-	-	-	-	-	**0.000027 J**	-	-	-	-	-
Perfluorooctanoic Acid (PFOA)	-	-	ND	-	-	-	-	-	ND	-	-	0.00066	0.0066	0.033
Perfluorooctanesulfonic Acid (PFOS)	-	-	ND	-	-	-	-	-	ND	-	-	0.00088	0.0088	0.044
Total PFOA/PFOS	-	-	ND	-	-	-	-	-	ND	-	-	0.0015	0.015	0.077
Other PFAS	-	-	ND	-	-	-	-	-	ND	-	-	Various	Various	Various

Notes: All units in parts per million (ppm)
ND Analyte not detected
1.65 Analyte detected
J Estimated concentration
- Not applicable or sample not tested for this analyte
~ Duplicate of preceeding sample
TICs Tentatively Identified Compounds

TABLE 2
SUMMARY OF SOIL ANALYTICAL RESULTS

Parameter Tested	Sample Identification, Approximate Sample Depth in Feet Below Ground Surface, and Sample Date												NYSDEC Soil Cleanup Objectives (SCOs)		
	B11S1 0.5-3.5	B12S1 2-5	B13S1 4-5	B14S1 1.5-6	B15S1 0.2-0.5	B17S1 0.2-0.5	B17S2 9-11	B18S1 0.2-2	B19S1 0.2-0.5	B21S1 5-7	B22S1 1-4	TP1 4-4.5	Unrestricted	Residential	Restricted Residential
	1/7/2021			1/8/2021								2/3/2021			
METALS (ppm)															
Aluminum	10,500	11,900	12,200	7,480	10,400	9,740	2,340	12,200	11,600	3,250	7,920	10,000	-	-	-
Antimony	ND	ND	ND	ND	ND	ND	ND	ND	ND	ND	ND	ND	-	-	-
Arsenic	6.33	7.15	3.03	4.30	19.3	5.87	1.01	4.77	3.28	1.75	2.44	7.10	13	16	16
Barium	107	109	71.0	60.4	97.7	95.1	8.96	109	66.5	13.0	27.1	969	350	350	400
Beryllium	0.316	0.193 J	0.154 J	ND	0.178 J	ND	ND	0.197 J	ND	ND	ND	ND	7.2	14	72
Cadmium	1.13	0.837	0.662	0.625	0.595	0.720	0.224 J	0.716	0.530	0.287	0.265 J	0.953	2.5	2.5	4.3
Calcium	47,000	18,500	47,800	9,140	26,200	19,100	55,300	10,500	4,800	58,400	8,330	27,400	-	-	-
Chromium	12.8	14.3	15.0	9.95	11.4	11.8	3.53	13.9	14.4	7.13	8.32	15.6	30	36	180
Cobalt	4.48	6.71	7.10	6.50	6.9	6.34	1.67 J	7.73	6.73	2.11	3.63	5.04	-	-	-
Copper	27.0	19.4	15.0	17.5	18.1	17.7	5.50	19.5	15.2	5.64	10.4	26.8	50	270	270
Iron	13,200	14,400	17,800	11,000	17,400	13,500	4,720	15,300	15,900	6,310	8,460	13,300	-	-	-
Lead	166	270	8.64	182	125	178	5.57	196	45.0	5.43	22.7	2,530	63	400	400
Magnesium	6,590	6,970	17,200	3,900	12,600	9,980	20,200	5,390	2,960	24,500	5,150	11,200	-	-	-
Manganese	732	404	366	261	469	405	213	721	189	212	123	358	1,600	2,000	2,000
Total Mercury	ND	0.406	0.00816 J	0.153	0.166	0.331	ND	0.251	67.7	0.00785 J	0.0354	0.189	0.18	0.81	0.81
Nickel	9.62	13.3	16.1	11.1	10.8	10.7	2.85	11.0	11.0	3.77	6.53	13.2	30	140	310
Potassium	1,320	1,760	2,850	1,530	1,500	1,480	624	1,440	1,230	778	870	2,250	-	-	-
Selenium	1.91	2.27	1.04 J	1.31	0.667 J	1.79	0.773 J	2.05	1.71	0.874 J	0.959 J	0.817 J	3.9	36	180
Silver	0.704	0.606 J	0.608	0.418 J	1.11	0.568	ND	0.626	0.455 J	ND	ND	ND	2	36	180
Sodium	222	173	188	93.5 J	121 J	84.2 J	109 J	80.4 J	ND	128 J	106 J	309	-	-	-
Thallium	ND	ND	ND	ND	ND	ND	ND	ND	ND	ND	ND	ND	-	-	-
Vanadium	18.4	21.8	21.9	16.3	19.5	19.9	7.00	23.8	24.8	9.49	14.1	20.5	-	-	-
Zinc	246	146	57.8	120	124	136	43.4	128	79.5	41.8	67.8	822	109	2,200	10,000
SEMI-VOLATILE ORGANIC COMPOUNDS (SVOCs) (ppm)															
2-Methylnapthalene	0.34	ND	ND	ND	ND	ND	ND	ND	ND	ND	ND	ND	-	-	-
Acenaphthene	0.99	ND	ND	ND	ND	ND	ND	ND	ND	ND	ND	ND	20	100	100
Anthracene	2.62	ND	ND	ND	ND	ND	ND	ND	ND	ND	ND	ND	100	100	100
Benzo(a)anthracene	5.68	ND	ND	0.377	ND	ND	ND	ND	ND	ND	0.502	0.179 J	1	1	1
Benzo(a)pyrene	3.72	ND	ND	0.296 J	ND	ND	ND	ND	ND	ND	0.405	ND	1	1	1
Benzo(b)fluoranthene	3.03	ND	ND	0.251 J	ND	ND	ND	ND	ND	ND	0.378	ND	1	1	1
Benzo(g,h,i)perylene	1.89	ND	ND	ND	ND	ND	ND	ND	ND	ND	0.272 J	ND	100	100	100
Benzo(k)fluoranthene	2.78	ND	ND	0.223 J	ND	ND	ND	ND	ND	ND	0.247 J	ND	0.8	1	3.9
Carbazole	1.59	ND	ND	ND	ND	ND	ND	ND	ND	ND	ND	ND	-	-	-
Chrysene	3.48	ND	ND	0.333	ND	ND	ND	ND	ND	ND	0.411	0.235 J	1	1	3.9
Dibenz(a,h)anthracene	0.767	ND	ND	ND	ND	ND	ND	ND	ND	ND	ND	ND	0.33	0.33	0.33
Dibenzofuran	0.766	ND	ND	ND	ND	ND	ND	ND	ND	ND	ND	ND	-	-	-
Fluoranthene	12	ND	ND	0.682	ND	ND	ND	ND	ND	ND	1.31	0.407	100	100	100
Fluorene	11.2	ND	ND	ND	ND	ND	ND	ND	ND	ND	ND	0.196 J	30	100	100
Indeno(1,2,3-cd)pyrene	2.04	ND	ND	ND	ND	ND	ND	ND	ND	ND	0.291 J	ND	0.5	0.5	0.5
Naphthalene	0.932	ND	ND	ND	ND	ND	ND	ND	ND	ND	ND	0.263 J	12	100	100
Phenanthrene	9.2	ND	ND	0.486	ND	ND	ND	ND	ND	ND	0.525	0.701	100	100	100
Pyrene	6.89	ND	ND	0.509	ND	ND	ND	ND	ND	ND	0.824	0.422	100	100	100
1,4-Dioxane	-	ND	-	-	-	-	-	-	-	-	ND	-	0.1	9.8	13
Other SVOCs	ND	ND	ND	ND	ND	ND	ND	ND	ND	ND	ND	ND	Various	Various	Various
Total Reported TICs	25	5.1	ND	0.331	0.72	1.31	ND	2.21	ND	ND	11.7	-	-	-	-

Notes: All units in parts per million (ppm)
ND Analyte not detected
2.01 Analyte detected
0.306 Reported concentration greater than or equal to the NYSDEC Unrestricted SCO
1.21 Reported concentration greater than or equal to the NYSDEC Residential SCO
31.6 Reported concentration greater than or equal to the NYSDEC Restricted Residential SCO

J Estimated concentration
- Not applicable or sample not tested for this analyte
TICs Tentatively Identified Compounds

TABLE 2
SUMMARY OF SOIL ANALYTICAL RESULTS

Parameter Tested	Sample Identification, Approximate Sample Depth in Feet Below Ground Surface, and Sample Date												NYSDEC Soil Cleanup Objectives (SCOs)		
	B11S1 0.5-3.5	B12S1 2-5	B13S1 4-5	B14S1 1.5-6	B15S1 0.2-0.5	B17S1 0.2-0.5	B17S2 9-11	B18S1 0.2-2	B19S1 0.2-0.5	B21S1 5-7	B22S1 1-4	TP1 4-4.5	Unrestricted	Residential	Restricted Residential
	1/7/2021			1/8/2021								2/3/2021			
VOLATILE ORGANIC COMPOUNDS (VOCs) (ppm)															
1,2,4-Trimethylbenzene	ND	ND	ND	ND	-	-	ND	ND	-	ND	ND	**2.04**	3.6	47	52
1,2-Dichlorobenzene	ND	ND	ND	ND	-	-	ND	ND	-	ND	ND	**0.166**	1.1	100	100
1,3,5-Trimethylbenzene	ND	ND	ND	ND	-	-	ND	ND	-	ND	ND	**0.0993**	8.4	47	52
1,4-Dichlorobenzene	ND	ND	ND	ND	-	-	ND	ND	-	ND	ND	**0.0753**	1.8	9.8	13
Acetone	ND	**0.0478**	**0.0228 J**	ND	-	-	ND	ND	-	ND	**0.133**	ND	0.05	100	100
Benzene	ND	ND	ND	ND	-	-	ND	ND	-	ND	ND	**0.0186 J**	0.06	2.9	4.8
Cyclohexane	ND	ND	ND	ND	-	-	ND	ND	-	ND	ND	**0.302**	-	-	-
Ethylbenzene	ND	ND	ND	ND	-	-	ND	ND	-	ND	ND	**0.0548**	1	30	41
Isopropylbenzene	ND	ND	ND	ND	-	-	ND	ND	-	ND	ND	**0.484**	-	-	-
Mehylcyclohexane	ND	ND	ND	ND	-	-	ND	ND	-	ND	ND	**1.63**	-	-	-
n-Butylbenzene	ND	ND	ND	ND	-	-	ND	ND	-	ND	ND	**1.23**	12	100	100
n-Propylbenzene	ND	ND	ND	ND	-	-	ND	ND	-	ND	ND	**1.18**	3.9	100	100
p-Isopropyltoluene	ND	ND	ND	ND	-	-	ND	ND	-	ND	ND	**0.106**	-	-	-
sec-Butylbenzene	ND	ND	ND	ND	-	-	ND	ND	-	ND	ND	**0.403**	11	100	100
Xylenes (mixed)	ND	ND	ND	ND	-	-	ND	ND	-	ND	ND	**0.405**	0.26	100	100
Other VOCs	ND	ND	ND	ND	-	-	ND	ND	-	ND	ND	ND	Various	Various	Various
Total Reported TICs	ND	ND	ND	ND	-	-	ND	ND	-	ND	ND	-	-	-	-
CHLORINATED PESTICIDES/CHLORINATED HERBICIDES/POLYCHLORINATED BIPHENYLS (PCBs) (ppm)															
4,4-DDD	ND	ND	ND	**0.00301 J**	ND	ND	ND	ND	ND	ND	ND	ND	0.0033	2.6	13
4,4-DDE	**0.00392**	ND	ND	**0.00279 J**	ND	ND	ND	ND	ND	ND	ND	**0.00307 J**	0.0033	1.8	8.9
4,4-DDT	**0.00790**	ND	ND	**0.0291**	ND	**0.00243 J**	ND	ND	ND	ND	ND	ND	0.0033	1.7	7.9
Aldrin	**0.00236 J**	ND	ND	ND	ND	ND	ND	ND	ND	ND	ND	ND	0.005	0.019	0.097
beta-BHC	ND	ND	ND	**ND**	ND	ND	ND	ND	ND	ND	ND	**0.00656**	0.09	0.072	0.36
cis-Chlordane	ND	ND	ND	**0.00205 J**	ND	ND	ND	ND	ND	ND	ND	ND	0.094	0.91	4.2
delta-BHC	**0.00318**	ND	ND	ND	ND	ND	ND	ND	ND	ND	ND	ND	0.04	100	100
Dieldrin	ND	ND	ND	**0.00750**	ND	ND	ND	ND	ND	ND	ND	ND	0.005	0.039	0.2
Endosulfan Sulfate	ND	ND	ND	**0.0185**	ND	ND	**ND**	ND	ND	ND	ND	ND	2.4	4.8	24
Endrin	**0.00218 J**	ND	ND	**0.00362**	ND	ND	ND	ND	ND	ND	ND	ND	0.014	2.2	11
Endrin Aldehyde	ND	ND	ND	**0.0138**	ND	ND	ND	ND	ND	ND	ND	ND	-	-	-
Endrin Ketone	**0.00862**	ND	ND	**0.00984**	ND	ND	ND	ND	ND	ND	ND	ND	0.014	2.2	11
gamma-BHC (Lindane)	**0.00706**	ND	ND	ND	ND	ND	ND	ND	ND	ND	ND	**0.00542**	0.1	0.28	1.3
Heptachlor	ND	ND	ND	ND	ND	ND	ND	ND	ND	ND	ND	**0.00303 J**	0.38	0.42	2.1
Heptachlor Epoxide	ND	ND	ND	ND	ND	ND	ND	ND	ND	ND	ND	**0.00423**	-	-	-
trans-Chlordane	ND	ND	ND	**0.00153 J**	ND	ND	ND	ND	ND	ND	ND	ND	-	-	-
Other Pesticides	ND	ND	ND	ND	ND	ND	ND	ND	ND	ND	ND	ND	Various	Various	Various
Chlorinated Herbicides	ND	ND	ND	ND	ND	ND	ND	ND	ND	ND	ND	ND	Various	Various	Various
Total PCBs	**0.0352**	ND	ND	**0.470**	ND	ND	ND	ND	ND	ND	ND	ND	0.1	1	1
EMERGING CONTAMINANTS PER- AND POLYFLUOROALKYL SUBSTANCES (PFAS) (ppm)															
Perfluorobutanoic Acid (PFBA)	-	ND	-	-	-	-	-	-	-	-	ND	-	-	-	-
Perfluorooctanoic Acid (PFOA)	-	ND	-	-	-	-	-	-	-	-	ND	-	0.00066	0.0066	0.033
Perfluorooctanesulfonic Acid (PFOS)	-	ND	-	-	-	-	-	-	-	-	ND	-	0.00088	0.0088	0.044
Total PFOA/PFOS	-	ND	-	-	-	-	-	-	-	-	ND	-	0.0015	0.015	0.077
Other PFAS	-	ND	-	-	-	-	-	-	-	-	ND	-	Various	Various	Various

Notes: All units in parts per million (ppm)
ND Analyte not detected
2.01 Analyte detected
0.306 Reported concentration greater than or equal to the NYSDEC Unrestricted SCO
J Estimated concentration
- Not applicable or sample not tested for this analyte
TICs Tentatively Identified Compounds

TABLE 3
SUMMARY OF GROUNDWATER ANALYTICAL RESULTS

Parameter Tested	Sample Identification, Approximate Groundwater Depth Below Top of Casing, and Sample Date							NYSDEC TOGS 1.1.1 GA
	MW1	MW2	MW12~	MW3	MW4	MW5	Trip Blank	
	15.29	10.35	10.35	9.93	7.73	10.52	TBF	
	1/22/2021							
METALS (mg/L)								
Arsenic	**0.00901 J**	**0.00818 J**	ND	ND	ND	ND	-	0.025
Barium	**0.263**	**0.379**	**0.372**	**0.231**	**0.219**	**0.216**	-	1
Calcium	**150**	**170**	**168**	**115**	**123**	**144**	-	-
Magnesium	**84.2**	**62.9**	**63.3**	**30.4**	**41.8**	**31.3**	-	35
Manganese	**0.125**	**0.0597**	**0.0664**	**0.0683**	**0.0673**	**0.0430**	-	0.3
Potassium	**25.0**	**29.4**	**25.5**	**5.17**	**7.62**	**8.06**	-	-
Sodium	**533**	**242**	**268**	**23.4**	**87.8**	**58.7**	-	20
Other Metals	ND	ND	ND	ND	ND	ND	-	Various
SEMI-VOLATILE ORGANIC COMPOUNDS (SVOCs) (mg/L)								
2-Methylnapthalene	**0.0165**	ND	ND	ND	ND	ND	-	-
Naphthalene	**0.0768**	ND	ND	ND	ND	**0.00959 J**	-	0.01
1,4-Dioxane	-	ND	-	-	ND	ND	-	-
Other SVOCs	ND	ND	ND	ND	ND	ND	-	Various
Total Reported TICs	**0.498**	**0.515**	**0.626**	**0.417**	**0.326**	**0.239**	-	-
VOLATILE ORGANIC COMPOUNDS (VOCs) (mg/L)								
1,2,4-Trimethylbenzene	ND	**0.172**	**0.175**	ND	ND	**0.00195 J**	ND	0.005
1,3,5-Trimethylbenzene	ND	**0.0334**	**0.0343**	ND	ND	ND	ND	0.005
Acetone	**0.00923 J**	ND	ND	**0.0767**	ND	**0.0399**	ND	0.05
Cyclohexane	ND	**0.0903**	**0.0938**	ND	ND	ND	ND	-
Ethylbenzene	ND	**0.0701**	**0.0698**	ND	ND	ND	ND	0.005
Isopropylbenzene	ND	**0.0128**	**0.0128**	ND	ND	ND	ND	0.005
Methylcyclohexane	ND	**0.0881**	**0.0910**	ND	ND	ND	ND	-
n-Butylbenzene	ND	**0.00537**	**0.00539**	ND	ND	**0.00408**	ND	0.005
n-Propylbenzene	ND	**0.0403**	**0.0402**	ND	ND	ND	ND	0.005
sec-Butylbenzene	ND	**0.00172 J**	**0.00167 J**	ND	ND	ND	ND	0.005
Toluene	ND	**0.00366**	**0.00350**	ND	ND	ND	ND	0.005
Trichloroethene (TCE)	ND	ND	ND	ND	ND	ND	ND	0.005
m,p-Xylene	ND	**0.24**	**0.246**	ND	ND	ND	ND	0.01
o-Xylene	ND	**0.0127**	**0.0129**	ND	ND	ND	ND	0.005
Other VOCs	ND	ND	ND	ND	ND	ND	ND	Various
Total Reported TICs	**3.78**	**2.16**	**2.17**	**0.00904**	ND	**0.472**	ND	-
CHLORINATED PESTISIDES/CHLORINATED HERBICIDES/POLYCHLORINATED BIPHENYLS (PCBs) (mg/L)								
Pestisides	ND	ND	ND	ND	ND	ND	-	Various
Herbicides	ND	ND	ND	ND	ND	ND	-	Various
Total PCBs	ND	ND	ND	ND	ND	ND	-	0.005

Notes: All units in milligrams per liter (mg/L)
NYSDEC New York State Department of Environmental Conservation
TOGS Technical and Operational Guidance Series
ND Analyte not detected
1.19 Analyte detected
1.23 Analyte exceeds NYSDEC TOGS guidance value

J Estimated concentration
\- Not applicable or sample not analyzed for this analyte
~ Duplicate of Sample MW2

TABLE 3
SUMMARY OF GROUNDWATER ANALYTICAL RESULTS

Parameter Tested	Sample Identification, Approximate Groundwater Depth Below Top of Casing, and Sample Date							NYSDEC Sampling, Analysis, and Assessment of PFAS Guidance
	MW1	MW2	MW12~	MW3	MW4	MW5	Trip Blank	
	15.29	10.35	10.35	9.93	7.73	10.52	TBF	
	1/22/2021							
EMERGING CONTAMINANTS PER- AND POLYFLUOROALKYL SUBSTANCES (PFAS) (ppt)								
Perfluorobutanoic Acid (PFBA)	-	**2.97**	-	-	**3.76**	**3.16**	-	100
Perfluoropentanoic Acid (PFPeA)	-	**1.90**	-	-	**1.28 J**	**2.30**	-	100
Perfluorobutanesulfonic Acid (PFBS)	-	**0.416 J**	-	-	**0.256 J**	**0.874 J**	-	100
Perfluorohexanoic Acid (PFHxA)	-	**1.82**	-	-	**1.27 J**	**1.98**	-	100
Perfluoroheptanoic Acid (PFHpA)	-	**0.629 J**	-	-	**0.398 J**	**0.904 J**	-	100
Perfluorohexanesulfonic Acid (PFHxS)	-	ND	-	-	ND	ND	-	100
Perfluorooctanoic Acid (PFOA)	-	**1.69 J**	-	-	**0.902 J**	**2.06**	-	10
1H,1H,2H,2H-Perfluorooctanesulfonic Acid (6:2FTS)	-	ND	-	-	ND	ND	-	100
Perfluoroheptanesulfonic Acid (PFHpS)	-	ND	-	-	ND	ND	-	100
Perfluorononanoic Acid (PFNA)	-	**0.336 J**	-	-	ND	**0.385 J**	-	100
Perfluorooctanesulfonic Acid (PFOS)	-	**0.528 J**	-	-	ND	**0.563 J**	-	10
Perfluorodecanoic Acid (PFDA)	-	ND	-	-	ND	**0.470 J**	-	100
1H,1H,2H,2H-Perfluorodecanesulfonic Acid (8:2FTS)	-	ND	-	-	ND	ND	-	100
N-Methyl Perfluorooctanesulfonamidoacetic Acid (NMeFOSAA)	-	ND	-	-	ND	**1.84 J**	-	100
Perfluoroundecanoic Acid (PFUnA)	-	ND	-	-	ND	**0.533 J**	-	100
Perfluorodecanesulfonic Acid (PFDS)	-	ND	-	-	ND	ND	-	100
Perfluorooctanesulfonamide (FOSA)	-	ND	-	-	ND	ND	-	100
N-Ethyl Perfluorooctanesulfonamidoacetic Acid (NEtFOSAA).	-	ND	-	-	ND	ND	-	100
Perfluorododecanoic Acid (PFDoA)	-	ND	-	-	ND	ND	-	100
Perfluorotridecanoic Acid (PFTrDA)	-	ND	-	-	ND	**0.392 J**	-	100
Perfluorotetradecanoic Acid (PFTA)	-	ND	-	-	ND	ND	-	100
Total PFOA/PFOS	-	**2.22 J**	-	-	**0.902 J**	**2.62 J**	-	20
Total PFAS	-	**10.3**	-	-	**7.87**	**15.5**	-	500

Notes: All PFAS units are in parts per trillion (ppt)
NYSDEC New York State Department of Environmental Conservation
TOGS Technical and Operational Guidance Series
ND Analyte not detected
2.97 Analyte detected
J Estimated concentration
~ Duplicate of Sample MW2

TABLE 4
BORING, WELL, AND TEST PIT GPS COORDINATES

Number	Latitude	Longitude
Borings		
B1	42.903306	-78.863924
B2	42.903009	-78.863953
B3	42.902865	-78.863511
B4	42.902916	-78.863171
B5	42.903029	-78.862713
B6	42.903404	-78.862739
B7	42.903496	-78.862941
B8	42.903633	-78.862759
B9	42.903793	-78.862774
B10	42.90375	-78.862944
B11	42.903844	-78.862987
B12	42.903716	-78.863163
B13	42.903866	-78.863188
B14	42.903859	-78.863626
B15	42.903665	-78.863839
B16	42.903626	-78.863591
B17	42.903532	-78.863187
B18	42.903373	-78.863217
B19	42.903286	-78.683239
B20	42.903246	-78.863715
B21	42.903399	-78.863621
B22	42.903416	-78.863903
Monitoring Wells		
MW1	42.902894	-78.862806
MW2	42.90375	-78.862869
MW3	42.903367	-78.863464
MW4	42.903839	-78.863789
MW5	42.902933	-78.863822
Test Pits		
T1	42.903583	-78.862739
T2	42.903589	-78.862828
T3	42.903753	-78.862808
T4	42.903872	-78.862864
T5	42.903661	-78.862722
T6	42.903575	-78.862939

TABLE 5
GROUNDWATER ELEVATIONS

Well No.	Date Measured	Top of Well Casing Elevation (feet)	Depth to Water (feet)	Groundwater Elevation (ft)
MW1	1/22/2021	651.23	15.29	635.94
MW2	1/22/2021	644.46	10.35	634.11
MW3	1/22/2021	645.19	9.93	635.26
MW4	1/22/2021	641.43	7.73	633.7
MW5	1/22/2021	645.93	10.52	635.41

REMEDIATION TABLES

BRYDGES ENGINEERING
IN ENVIRONMENT AND ENERGY, DPC

TABLE R1
SUMMARY OF BOTTOM CONFIRMATION SOIL SAMPLE ANALYTICAL RESULTS
Pilgrim Village Family

	A	B	C	D	E	F	G	H	I	J	K	L	M	N
1		Sample Identification and Sample Date												
2		B-1	B-2	B3-B	B4	B5	B7	B8	B-9	B-10	B11	B12-A	B13-A	Part 375 Unrestricted SCOs
3														
4	Parameter Tested	2/2/2022	2/10/2022	8/10/2022	7/20/2022		9/1/2022	6/28/2022	3/10/2022		7/20/2022	8/10/2022	7/29/2022	
5	METALS													
6	Arsenic	**2.4**	**6.2**	**2.3**	**0.82**	**0.74**	**4.9**	**3.2**	**6.5**	**7.6**	**1.4**	**2.9**	**3.2**	13
7	Barium	**28.6**	**138**	**43.4**	**8.9**	**19.5**	**133**	**99.5**	**133**	**105**	**11**	**44.9**	**24.3**	350
8	Beryllium	NA	NA	ND	**0.09**	**0.2**	**0.81**	**0.93**	NA	NA	**0.12**	ND	**0.22**	7.2
9	Cadmium	NA	NA	ND	**0.064**	**0.11**	**0.26**	**0.15**	NA	NA	**0.16**	ND	**0.07**	2.5
10	Chromium	NA	NA	ND	**3.1**	**6.1**	**23.9**	**26.8**	NA	NA	**3.6**	ND	**7**	30.0
11	Lead	**12.4**	**19.5**	**12.5**	**3**	**4.9**	**11.1**	**10.6**	**16.1**	**15.8**	**6.8**	**13.1**	**7.7**	63.0
12	Manganese	NA	NA	ND	**217**	**239**	**660**	**392**	NA	NA	**256**	ND	**281**	1,600
13	Nickel	NA	NA	ND	**2.2**	**5.3**	**30.5**	**28.1**	NA	NA	**2.7**	ND	**5.6**	30
14	Selenium	NA	NA	ND	ND	**ND**	**ND**	ND	NA	NA	ND	ND	**5.3**	3.9
15	Silver	NA	NA	ND	ND	**ND**	**ND**	**ND**	NA	NA	ND	ND	**ND**	2
16	Copper	NA	NA	ND	**3.5**	**5.5**	**18.1**	**19.8**	NA	NA	**5.5**	ND	**5.6**	50
17	Zinc	**68.7**	**67.2**	**58.0**	**15.5**	**35.7**	**66.2**	**57.3**	**75.9**	**67.1**	**40.4**	**61.4**	**32.6**	109
18	Mercury	**0.053**	**0.110**	ND	ND	ND	**0.011**	**0.011**	**0.019**	**0.016**	ND	**0.007**	ND	0.18
19	PESTICIDES													
20	4,4'-DDT	NA	NA	ND	**0.00068**	ND	ND	ND	NA	NA	ND	ND	ND	0.0033
21	delta-BHC	NA	NA	ND	**0.00044**	**0.00051**	ND	ND	NA	NA	**0.00046**	ND	ND	0.040
22	Endrin aldehyde	NA	NA	ND	ND	ND	**0.00055**	ND	NA	NA	ND	ND	**0.00072**	NA
23	Endrin	NA	NA	ND	ND	**0.00062**	ND	ND	NA	NA	ND	ND	ND	0.014
24	PCBs													
25	PCBs	NA	NA	ND	ND	ND	ND	ND	NA	NA	ND	ND	ND	NA
26	SEMI-VOLATILE ORGANIC COMPOUNDS (SVOCs)													
27	SVOCs	ND	ND	ND	ND	ND	ND	ND	ND	ND	ND	ND	ND	NA
28	VOLATILE ORGANIC COMPOUNDS (VOCs)													
29	Acetone	ND	ND	ND	**0.0055**	**0.013**	ND	**0.024**	**0.007**	ND	ND	**0.020**	ND	0.05
30	Chloroform	ND	**0.001**	ND	ND	ND	ND	ND	ND	ND	ND	ND	ND	0.37
31	Methylene Chloride	ND	ND	ND	ND	ND	ND	ND	**0.0081**	**0.011**	ND	ND	**0.013**	0.05
32	Notes:	All values in ppm												
33	B-12A	"**A**" after sample identification indicates re-sampling results after further excavation												
34	B-3B	"**B**" after sample identification indicates second re-sampling results after further excavtion after first re-sampling												
35	ND	Analyte not detected												
36	**2.4**	Analyte detected												
37	NA	Not Applicable												
38	**30.1**	SCO Exceedance												

TABLE R1
SUMMARY OF BOTTOM CONFIRMATION SOIL SAMPLE ANALYTICAL RESULTS
Pilgrim Village Family

	A	B	C	D	E	F	G	H	I	J	K	L	M	N
39														
40		**Sample Identification and Sample Date**												
41		**B14-A**	**B15-A**	**B-16**	**B-17**	**B-18**	**B-20**	**B-21**	**B-22**	**B-23**	**B-24**	**B-25A**	**B26**	**Part 375 Unrestricted SCOs**
42														
43	**Parameter Tested**	**7/29/22**		**3/9/2022**	**3/10/2022**							**4/19/2022**	**3/18/2022**	
44	**METALS**													
45	Arsenic	**4.1**	**3.7**	**8.1**	**5.9**	**4.6**	**6.7**	**1.6**	**7.1**	**10.6**	**0.78**	**2.4**	**1.1**	13
46	Barium	**62.8**	**38.9**	**158**	**187**	**136**	**159**	**7.8**	**114**	**90**	**32.9**	**49**	**42.2**	350
47	Beryllium	**0.48**	**0.33**	NA	NA	NA	NA	NA	NA	NA	NA	NA	NA	7.2
48	Cadmium	**0.1**	**0.11**	NA	NA	NA	NA	NA	NA	NA	NA	NA	NA	2.5
49	Chromium	**15.1**	**9.8**	NA	NA	NA	NA	NA	NA	NA	NA	NA	NA	30.0
50	Lead	**10**	**9.2**	**23.8**	**22.9**	**19.1**	**16.3**	**54.6**	**15.8**	**17.9**	**12**	**12.5**	**11.2**	63.0
51	Manganese	**459**	**381**	NA	NA	NA	NA	NA	NA	NA	NA	NA	NA	1,600
52	Nickel	**14.7**	**9.1**	NA	NA	NA	NA	NA	NA	NA	NA	NA	NA	30
53	Selenium	**5.1**	**5.2**	NA	NA	NA	NA	NA	NA	NA	NA	NA	NA	3.9
54	Silver	**ND**	**ND**	NA	NA	NA	NA	NA	NA	NA	NA	NA	NA	2
55	Copper	**12.4**	**9.1**	NA	NA	NA	NA	NA	NA	NA	NA	NA	NA	50
56	Zinc	**70.5**	**47.6**	**82.7**	**77.2**	**63.3**	**76.4**	**9.5**	**60.9**	**69.2**	**60.6**	**50.2**	**63.8**	109
57	Mercury	**0.009**	**0.009**	**0.023**	**0.018**	**0.016**	**0.019**	ND	**0.016**	**0.012**	**0.011**	**0.008**	NA	0.18
58	**PESTICIDES**													
59	Endrin	**0.0005**	ND	NA	NA	NA	NA	NA	NA	NA	NA	NA	NA	**0.014**
60	**PCBs**													
61	PCBs	ND	ND	NA	NA	NA	NA	NA	NA	NA	NA	NA	NA	NA
62	SEMI-VOLATILE ORGANIC COMPOUNDS (SVOCs)													
63	SVOCs	ND	ND	ND	ND	ND	ND	ND	ND	ND	ND	ND	ND	NA
64	**VOLATILE ORGANIC COMPOUNDS (VOCs)**													
65	Acetone	**0.011**	**0.028**	ND	**0.032**	ND	ND	ND	ND	ND	**0.0053**	ND	**0.0052**	0.05
66	Chloroform	ND	ND	ND	ND	ND	ND	ND	ND	ND	ND	**ND**	**0.00068**	0.37
67	Methylene Chloride	**0.018**	**0.0095**	ND	ND	**0.0048**	ND	ND	**0.048**	ND	**0.015**	ND	ND	0.05
68	Notes:	All values in ppm												
69	B-12A	"**A**" after sample identification indicates re-sampling results after further excavation												
70	B-3B	"**B**" after sample identification indicates second re-sampling results after further excavtion after first re-sampling												
71	ND	Analyte not detected												
72	**2.4**	Analyte detected												
73	NA	Not Applicable												
74	**30.1**	SCO Exceedance												

TABLE R1
SUMMARY OF BOTTOM CONFIRMATION SOIL SAMPLE ANALYTICAL RESULTS
Pilgrim Village Family

	A	B	C	D	E	F	G	H	I	J	K	L	M	N
75														
76		**Sample Identification and Sample Date**												
77		**B-27**	**B-28**	**B-29**	**B30-A**	**B-31A**	**B-33**	**B-34**	**B-35A**	**B-36**	**B-37**	**B-38**	**B39**	**Part 375 Unrestricted SCOs**
78														
79	**Parameter Tested**	**3/9/2022**	**5/18/2022**		**7/29/2022**	**4/12/2022**	**3/4/2022**		**3/25/2022**	**3/9/2022**	**3/4/2022**		**8/10/2022**	
80	**METALS**													
81	Arsenic	**2.6**	**2.2**	**2.6**	**5**	**2.9**	**0.88**	**1.7**	**0.57**	**5.5**	**1.3**	**1.2**	**2.3**	13
82	Barium	**76.8**	**88.9**	**77.1**	**108**	**82.5**	**9.6**	**12.4**	**20.8**	**119**	**17.5**	**13.3**	**41**	350
83	Beryllium	NA	**0.73**	**0.65**	**0.77**	NA	**0.12**	**0.18**	NA	NA	**0.19**	**0.16**	ND	7.2
84	Cadmium	NA	**0.2**	**0.18**	ND	NA	**0.17**	**0.21**	NA	NA	**0.32**	**0.3**	ND	2.5
85	Chromium	NA	**19.2**	**16.7**	**21.5**	NA	**4.4**	**5.3**	NA	NA	**6.2**	**5.3**	ND	30.0
86	Lead	**15**	**17.7**	**15.2**	**13.9**	**27.4**	**6.2**	**8.7**	**8.2**	**17.7**	**8.3**	**8.4**	**11.9**	63.0
87	Manganese	NA	**538**	**391**	**541**	NA	**168**	**192**	NA	NA	**300**	**222**	ND	1,600
88	Nickel	NA	**19.7**	**15.8**	**24.3**	NA	**3.1**	**4.5**	NA	NA	**5.6**	**4.2**	ND	30
89	Selenium	NA	**0.51**	ND	**4.8**	NA	**4.6**	**4.6**	NA	NA	ND	ND	ND	3.9
90	Silver	NA	ND	ND	ND	NA	ND	ND	NA	NA	ND	ND	ND	2
91	Copper	NA	**13**	**11**	**17.3**	NA	**4.1**	**6.6**	NA	NA	**8**	**6.9**	ND	50
92	Zinc	**59.9**	**73.4**	**64.5**	**60.4**	**76.8**	**43.4**	**82.3**	**44.0**	**88.4**	**54.5**	**56.3**	**58.2**	109
93	Mercury	**0.009**	**0.013**	**0.011**	**0.013**	**0.030**	ND	**0.012**	ND	**0.014**	**0.0075**	**0.008**	**0.008**	0.18
94	**PESTICIDES**													
95	Aldrin	NA	**0.00055**	ND	ND	NA	NA	NA	NA	NA	NA	NA	ND	0.005
96	Endrin	NA	ND	ND	ND	NA	NA	NA	NA	NA	NA	NA	ND	0.014
97	**PCBs**													
98	PCBs	NA	ND	ND	ND	NA	NA	NA	NA	NA	NA	NA	ND	NA
99	**SEMI-VOLATILE ORGANIC COMPOUNDS (SVOCs)**													
100	SVOCs	ND	ND	ND	ND	ND	ND	ND	ND	ND	ND	ND	ND	NA
101	**VOLATILE ORGANIC COMPOUNDS (VOCs)**													
102	Acetone	ND	**0.017**	**0.001**	ND	**0.0052**	ND	ND	ND	ND	ND	ND	**0.02**	0.05
103	Toluene	ND	ND	ND	ND	ND	ND	ND	ND	**0.00056**	ND	ND	ND	0.7
104	cis-1,2-Dichloroethene	ND	**0.0032**	**0.0029**	ND	ND	ND	ND	ND	ND	ND	ND	ND	0.25
105	Notes:	All values in ppm												
106	B-12A	"**A**" after sample identification indicates re-sampling results after further excavation												
107	B-3B	"**B**" after sample identification indicates second re-sampling results after further excavtion after first re-sampling												
108	ND	Analyte not detected												
109	**2.4**	Analyte detected												
110	NA	Not Applicable												
111	**30.1**	SCO Exceedance												

TABLE R1
SUMMARY OF BOTTOM CONFIRMATION SOIL SAMPLE ANALYTICAL RESULTS
Pilgrim Village Family

	A	B	C	D	E	F	G	H	I	J	K	L	M	N
112														
113		Sample Identification and Sample Date												
114														
115		B40-A	B41-A	B42	B-43	B-44	B46	B-47	B-48	B-49	B-50	B-51	B-52	Part 375 Unrestricted
116	Parameter Tested	07/29/22		05/12/22	05/18/22		05/12/22	3/15/2022			3/10/2022			SCOs
117	METALS													
118	Arsenic	**4.6**	**4.1**	**1.7**	**1.2**	**1.3**	**1.3**	**12.4**	**0.61**	**2.2**	**1.9**	**6.4**	**2.5**	13
119	Barium	**84.5**	**88.7**	**21**	**23.4**	**10.8**	**21.2**	**168**	**21.1**	**39.2**	**60.9**	**131**	**106**	350
120	Beryllium	**0.6**	**0.64**	**0.27**	**0.32**	**0.19**	**0.26**	NA	NA	NA	NA	NA	NA	7.2
121	Cadmium	**ND**	**ND**	**0.15**	**0.19**	**0.16**	**0.15**	NA	NA	NA	NA	NA	NA	2.5
122	Chromium	**17.3**	**17.9**	**7.7**	**8.9**	**5.5**	**7.5**	NA	NA	NA	NA	NA	NA	30.0
123	Lead	**12.2**	**10.6**	**9.5**	**8.5**	**8.7**	**9.7**	**18.8**	**11.9**	**10.7**	**12.7**	**16.8**	**13.5**	63.0
124	Manganese	**466**	**443**	**288**	**312**	**258**	**288**	NA	NA	NA	NA	NA	NA	1,600
125	Nickel	**19.3**	**20.4**	**6.5**	**8.2**	**4**	**6.3**	NA	NA	NA	NA	NA	NA	30
126	Selenium	ND	**0.74**	ND	**0.55**	ND	ND	NA	NA	NA	NA	NA	NA	3.9
127	Silver	**ND**	**ND**	**ND**	ND	ND	**ND**	NA	NA	NA	NA	NA	NA	2
128	Copper	**15.2**	**15.2**	**7.6**	**8.1**	**4.3**	**8.2**	NA	NA	NA	NA	NA	NA	50
129	Zinc	**52.1**	**57.4**	**56.4**	**58.3**	**40.9**	**58.5**	**78.7**	**75.9**	**55.2**	**75.8**	**58.0**	**85.2**	109
130	Mercury	**0.025**	**0.013**	**0.008**	**0.019**	**0.009**	**0.007**	**0.032**	ND	**0.013**	**0.009**	**0.010**	**0.013**	0.18
131	PESTICIDES													
132	Endrin	ND	ND	ND	ND	ND	ND	NA	NA	NA	NA	NA	NA	0.014
133	PCBs													
134	PCBs	ND	ND	ND	ND	ND	ND	NA	NA	NA	NA	NA	NA	NA
135	SEMI-VOLATILE ORGANIC COMPOUNDS (SVOCs)													
136	Benzo[a]pyrene	ND	ND	ND	ND	ND	ND	ND	ND	ND	ND	ND	**0.077**	1
137	Benzo[b]fluoranthene	ND	ND	ND	ND	ND	ND	ND	ND	ND	ND	ND	**0.12**	1
138	Benzo[g,h,i]perylene	ND	ND	ND	ND	ND	ND	ND	ND	ND	ND	ND	**0.073**	100
139	Benzo[k]fluoranthene	ND	ND	ND	ND	ND	ND	ND	ND	ND	ND	ND	**0.07**	0.8
140	Chrysene	ND	ND	ND	ND	ND	ND	ND	ND	ND	ND	ND	**0.11**	1
141	Dibenz(a,h)anthracene	ND	ND	ND	ND	ND	ND	ND	ND	ND	ND	ND	**0.06**	0.33
142	Fluoranthene	ND	ND	ND	ND	ND	ND	ND	ND	ND	ND	ND	**0.29**	100
143	Indeno[1,2,3-cd]pyrene	ND	ND	ND	ND	ND	ND	ND	ND	ND	ND	ND	**0.063**	0.5
144	Phenanthrene	ND	ND	ND	ND	ND	ND	ND	ND	ND	ND	ND	**0.13**	100
145	Pyrene	ND	ND	ND	ND	ND	ND	ND	ND	ND	ND	ND	**0.21**	100
146	VOLATILE ORGANIC COMPOUNDS (VOCs)													
147	Acetone	ND	ND	**0.0054**	ND	ND	**0.0064**	**0.011**	ND	**0.0065**	ND	ND	ND	0.05
148	Chloroform	ND	ND	ND	ND	ND	ND	ND	ND	ND	ND	**0.00041**	ND	0.37
149	cis-1,2-Dichloroethene	ND	ND	ND	**0.0024**	ND	ND	ND	ND	ND	ND	ND	ND	0.25
150	Methylene Chloride	**0.012**	**0.0059**	ND	ND	ND	ND	ND	ND	ND	ND	**0.017**	ND	0.05
151	Notes:	All values in ppm												
152	B-12A	"**A**" after sample identification indicates re-sampling results after further excavation												
153	B-3B	"**B**" after sample identification indicates second re-sampling results after further excavtion after first re-sampling												
154	ND	Analyte not detected												
155	**2.4**	Analyte detected												
156	NA	Not Applicable												
157	**30.1**	SCO Exceedance												

TABLE R1
SUMMARY OF BOTTOM CONFIRMATION SOIL SAMPLE ANALYTICAL RESULTS
Pilgrim Village Family

	A	B	C	D	E	F	G	H	I	J	K	L	M	N
158														
159		**Sample Identification and Sample Date**												
160		**B-53A**	**B-54**	**B-55**	**B-56**	**B-57**	**B-59**	**B-60**	**B-61**	**B-62**	**B-63**	**B-64**		
161														
162	**Parameter Tested**	**4/12/2022**	**5/18/2022**	**4/28/2022**	**3/9/2022**							**4/21/2022**	**Part 375 Unrestricted SCOs**	
163	**METALS**													
164	Arsenic	**9.1**	**ND**	**4.8**	**2.5**	**5.1**	**7.1**	**4.3**	**4.5**	**6.7**	**3.5**	**7.3**	13	
165	Barium	**122**	**24.4**	**45.2**	**166**	**207**	**147**	**161**	**170**	**126**	**104**	**167**	350	
166	Beryllium	NA	**0.25**	NA	NA	NA	NA	NA	NA	NA	NA	NA	7.2	
167	Cadmium	NA	**0.2**	NA	NA	NA	NA	NA	NA	NA	NA	NA	2.5	
168	Chromium	NA	**6.9**	NA	NA	NA	NA	NA	NA	NA	NA	NA	30.0	
169	Lead	**16.2**	**8.8**	**24.9**	**12.5**	**15.2**	**17.9**	**13.2**	**13.7**	**13.8**	**11.6**	**19.2**	63.0	
170	Manganese	NA	**256**	NA	NA	NA	NA	NA	NA	NA	NA	NA	1,600	
171	Nickel	NA	**6.2**	NA	NA	NA	NA	NA	NA	NA	NA	NA	30	
172	Selenium	NA	ND	NA	NA	NA	NA	NA	NA	NA	NA	NA	3.9	
173	Silver	NA	ND	NA	NA	NA	NA	NA	NA	NA	NA	NA	2	
174	Copper	NA	**5.3**	NA	NA	NA	NA	NA	NA	NA	NA	NA	50	
175	Zinc	**79.1**	**55.3**	**61.5**	**79.3**	**73.9**	**67.5**	**89.1**	**69.4**	**73.9**	**58.2**	**78.7**	109	
176	Mercury	**0.016**	**0.006**	**0.037**	**0.017**	**0.013**	**0.017**	**0.016**	**0.025**	**0.014**	**0.014**	**0.021**	0.18	
177	**PESTICIDES**													
178	Endrin	NA	ND	NA	NA	NA	NA	NA	NA	NA	NA	NA	0.014	
179	**PCBs**													
180	PCBs	NA	ND	NA	NA	NA	NA	NA	NA	NA	NA	NA	NA	
181	**SEMI-VOLATILE ORGANIC COMPOUNDS (SVOCs)**													
182	Anthracene	ND	ND	**0.059**	ND	ND	ND	ND	ND	ND	ND	ND	100	
183	Benzo[a]anthracene	ND	ND	**0.44**	ND	ND	ND	ND	ND	ND	ND	ND	1	
184	Benzo[a]pyrene	ND	ND	**0.43**	ND	ND	ND	ND	ND	ND	ND	ND	1	
185	Benzo[b]fluoranthene	ND	ND	**0.61**	ND	ND	ND	ND	ND	ND	ND	ND	1	
186	Benzo[g,h,i]perylene	ND	ND	**0.31**	ND	ND	ND	ND	ND	ND	ND	ND	100	
187	Benzo[k]fluoranthene	ND	ND	**0.24**	ND	ND	ND	ND	ND	ND	ND	ND	0.8	
188	Chrysene	ND	ND	**0.51**	ND	ND	ND	ND	ND	ND	ND	ND	1	
189	Dibenz(a,h)anthracene	ND	ND	**0.082**	ND	ND	ND	ND	ND	ND	ND	ND	0.33	
190	Fluoranthene	ND	ND	**0.94**	ND	ND	ND	ND	ND	ND	ND	ND	100	
191	Indeno[1,2,3-cd]pyrene	ND	ND	**0.28**	ND	ND	ND	ND	ND	ND	ND	ND	0.5	
192	Pyrene	ND	ND	**0.77**	ND	ND	ND	ND	ND	ND	ND	ND	100	
193	**VOLATILE ORGANIC COMPOUNDS (VOCs)**													
194	Acetone	**0.029**	ND	ND	ND	ND	**0.0055**	ND	ND	**0.042**	ND	ND	0.05	
195	Chloroform	ND	ND	ND	ND	**0.00044**	ND	ND	ND	ND	ND	ND	0.37	
196	MEK	ND	ND	ND	ND	ND	ND	ND	ND	**0.004**	ND	ND	0.12	
197	Xylenes, Total	**0.0023**	ND	ND	ND	ND	ND	ND	ND	ND	ND	ND	0.26	
198	Notes:	All values in ppm												
199	B-12A	"**A**" after sample identification indicates re-sampling results after further excavation												
200	B-3B	"**B**" after sample identification indicates second re-sampling results after further excavtion after first re-sampling												
201	ND	Analyte not detected												
202	**2.4**	Analyte detected												
203	NA	Not Applicable												
204	**30.1**	SCO Exceedance												

TABLE R1
SUMMARY OF BOTTOM CONFIRMATION SOIL SAMPLE ANALYTICAL RESULTS
Pilgrim Village Family

	A	B	C	D	E	F	G	H	I	J	K	L	M	N
205														
206		**Sample Identification and Sample Date**												
207		**GSB-1**	**GSB-2**	**GSB-3**	**GSB-4**	**GSB-5**	**GSB-6A**	**GSB-7**	**GSB-8**	**GSB-9**	**GSB-10**	**GSB-11**		
208														
209	**Parameter Tested**	**3/14/2022**	**3/4/2022**			**3/14/2022**	**3/25/2022**	**3/14/2022**					**Part 375 Unrestricted SCOs**	
210	**METALS**													
211	Arsenic	**4.0**	**7.5**	**1.6**	**3.0**	**5.5**	**2.4**	**2.4**	**5.5**	**4.9**	**3.0**	**4.4**	13	
212	Barium	**65.6**	**115**	**36.4**	**45.8**	**100**	**155.0**	**0.60**	**119**	**101**	**82.0**	**168**	350	
213	Beryllium	NA	**0.83**	**0.32**	**0.41**	NA	NA	NA	NA	NA	NA	NA	7.2	
214	Cadmium	NA	**0.20**	**0.18**	**0.25**	NA	NA	NA	NA	NA	NA	NA	2.5	
215	Chromium	NA	**21.8**	**9.0**	**10.7**	NA	NA	NA	NA	NA	NA	NA	30.0	
216	Lead	**14.2**	**18.9**	**12.7**	**15.1**	**15.0**	**16.6**	**1.2**	**21.6**	**11.7**	**13.3**	**17.6**	63.0	
217	Manganese	NA	**559**	**243**	**361**	NA	NA	NA	NA	NA	NA	NA	1,600	
218	Nickel	NA	**25.5**	**8.4**	**11.7**	NA	NA	NA	NA	NA	NA	NA	30	
219	Selenium	NA	**1.2**	**4.5**	**0.82**	NA	NA	NA	NA	NA	NA	NA	3.9	
220	Silver	NA	**ND**	**ND**	ND	NA	NA	NA	NA	NA	NA	NA	2	
221	Copper	NA	**18.7**	**11.2**	**11.4**	NA	NA	NA	NA	NA	NA	NA	50	
222	Zinc	**60.2**	**60.6**	**61.8**	**71.2**	**68.1**	**67.9**	**2.4**	**65.5**	**53.9**	**53.0**	**73.4**	109	
223	Mercury	**0.0081**	**0.015**	**0.0095**	ND	**0.012**	.014 J	**0.023**	**0.021**	**0.012**	**0.016**	**0.010**	0.18	
224	**PESTICIDES**													
225	Endrin	NA	NA	NA	NA	NA	NA	NA	NA	NA	NA	NA	0.014	
226	**PCBs**													
227	PCBs	NA	NA	NA	NA	NA	NA	NA	NA	NA	NA	NA	NA	
228	**SEMI-VOLATILE ORGANIC COMPOUNDS (SVOCs)**													
229	SVOCs	ND	ND	ND	ND	ND	ND	ND	ND	ND	ND	ND	NA	
230	**VOLATILE ORGANIC COMPOUNDS (VOCs)**													
231	Acetone	ND	ND	ND	ND	ND	**0.031**	**0.0073**	**0.017**	**0.014**	**0.003**	ND	0.05	
232	Chloroform	ND	ND	**0.00035**	ND	ND	**0.0005**	ND	ND	ND	ND	ND	0.37	
233	Toluene	ND	**0.00045**	ND	ND	ND	ND	ND	ND	ND	ND	ND	0.7	
234	Notes:	All values in ppm												
235	B-12A	"**A**" after sample identification indicates re-sampling results after further excavation												
236	B-3B	"**B**" after sample identification indicates second re-sampling results after further excavtion after first re-sampling												
237	ND	Analyte not detected												
238	**2.4**	Analyte detected												
239	NA	Not Applicable												
240	**30.1**	SCO Exceedance												

TABLE R1
SUMMARY OF BOTTOM CONFIRMATION SOIL SAMPLE ANALYTICAL RESULTS
Pilgrim Village Family

	A	B	C	D	E	F	G	H	I	J	K	L	M	N
241														
242														
243		**Sample Identification and Sample Date**												
244		**B6**	**B-19**	**B-32A**	**B-45**	**B-58**								
245														
246	**Parameter Tested**	**6/28/2022**	**3/10/2022**	**4/12/2022**	**5/18/2022**	**3/9/2022**							**Part 375 Unrestricted SCOs**	
247	**METALS**													
248	Arsenic	**2.3**	**7.4**	**3.1**	**1.6**	**7.8**							13	
249	Barium	**16.2**	**120**	**99.8**	**22.6**	**171**							350	
250	Beryllium	**0.2**	NA	NA	**0.4**	NA							7.2	
251	Cadmium	**0.13**	NA	NA	**0.088**	NA							2.5	
252	Chromium	**6.9**	NA	NA	**9.3**	NA							30.0	
253	Lead	**8.2**	**16.6**	**12.7**	**8.7**	**12.9**							63.0	
254	Manganese	**265**	NA	NA	**60.4**	NA							1,600	
255	Nickel	**4.8**	NA	NA	**7.3**	NA							30	
256	Selenium	ND	NA	NA	**0.82**	NA							3.9	
257	Silver	ND	NA	NA	ND	NA							2	
258	Copper	**6**	NA	NA	**8.6**	NA							50	
259	Zinc	**21.8**	**58.8**	**76.7**	**85.7**	**79.4**							109	
260	Mercury	ND	**0.019**	**0.022**	**0.022**	**0.013**							0.18	
261	**PESTICIDES**													
262	Endrin aldehyde	ND	NA	NA	ND	NA								
263	Endrin	ND	NA	NA	ND	NA								
264	**PCBs**													
265	PCBs	ND	NA	NA	ND	NA							**NA**	
266	**SEMI-VOLATILE ORGANIC COMPOUNDS (SVOCs)**													
267	SVOCs	ND	ND	ND	ND	ND							NA	
268	**VOLATILE ORGANIC COMPOUNDS (VOCs)**													
269	Acetone	ND	ND	**0.018**	**0.0065**	**0.005**							0.05	
270	Chloroform	ND	ND	ND	ND	ND							0.37	
271	Methylene Chloride	ND	**0.016**	ND	ND	ND							0.7	
272	Notes:	All values in ppm												
273	B-12A	"**A**" after sample identification indicates re-sampling results after further excavation												
274	B-3B	"**B**" after sample identification indicates second re-sampling results after further excavtion after first re-sampling												
275	ND	Analyte not detected												
276	**2.4**	Analyte detected												
277	NA	Not Applicable												
278	**30.1**	SCO Exceedance												
279														

TABLE R2
SUMMARY OF SIDEWALL CONFIRMATION SOIL SAMPLE ANALYTICAL RESULTS
Pilgrim Village Family

Parameter Tested	Sample Identification and Sample Date (1)						Part 375 Unrestricted SCOs
	SWNW-1	SWNW-2	SWSW-1	SWSW-2	SWEW-1	SWEW-2	
	3/31/2022		7/20/2022		10/6/2022		
METALS							
Arsenic	**4.3**	**7**	**5.5**	**6.7**	**4.5**	**4.4**	13
Barium	**160**	**152**	**79.8**	**101**	**80.5**	**79.6**	350
Beryllium	**1.1**	**1.2**	**0.43**	**0.51**	**0.58**	**0.58**	7.2
Cadmium	ND	ND	**0.4**	**0.5**	**0.25**	**0.23**	2.5
Chromium	**31.9**	**33.9**	**13.8**	**16.4**	**16.7**	**17.2**	30.0
Lead	**17.5**	**20.2**	**238**	**356**	**19.6**	**17.9**	63.0
Manganese	**561**	**357**	**301**	**350**	**488**	**415**	1,600
Nickel	**33.3**	**38.6**	**13.1**	**15**	**18.4**	**18.9**	30
Copper	**20.5**	**23.6**	**22.4**	**29.6**	**13.4**	**13.9**	50
Zinc	**73.3**	**77.2**	**146.0**	**173.0**	**65.4**	**73.7**	109
Mercury	**0.021**	**0.017**	**0.410**	**0.630**	**0.024**	**0.032**	0.18
ORGANOCHLORINE PESTICIDES							
4,4'-DDD	ND	ND	ND	ND	ND	ND	0.0033
4,4'-DDE	ND	ND	ND	**0.0027**	ND	ND	0.0033
4,4'-DDT	**0.0011**	ND	**0.0057**	**0.0076**	ND	**0.00069**	0.0033
delta-BHC	ND	ND	ND	ND	ND	**0.00044**	0.04
SEMI-VOLATILE ORGANIC COMPOUNDS (SVOCs)							
Acenaphthene	ND	ND	ND	**0.09**	ND	ND	20
Acenaphthylene	ND	ND	**0.049**	**0.042**	ND	ND	100
Anthracene	ND	ND	**0.064**	**0.2**	ND	ND	100
Benzo[a]anthracene	ND	ND	**0.36**	**0.41**	**0.059**	ND	1
Benzo[a]pyrene	ND	ND	**0.49**	**0.35**	**0.079**	ND	1
Benzo[b]fluoranthene	ND	ND	**0.59**	**0.42**	**0.1**	ND	1
Benzo[g,h,i]perylene	ND	ND	**0.34**	**0.19**	**0.084**	ND	100
Benzo[k]fluoranthene	ND	ND	**0.21**	**0.19**	ND	ND	0.8
Chrysene	ND	ND	**0.4**	**0.4**	**0.078**	ND	1
Dibenz(a,h)anthracene	ND	ND	**0.067**	**0.052**	ND	ND	0.33
Fluoranthene	ND	ND	**0.58**	**0.74**	**0.15**	**0.033**	100
Fluorene	ND	ND	ND	**0.78**	ND	ND	30
Indeno[1,2,3-cd]pyrene	ND	ND	**0.32**	**0.17**	**0.073**	ND	0.5
Naphthalene	ND	ND	ND	ND	ND	ND	12
Pentachlorophenol	ND	ND	ND	ND	ND	ND	0.8
Phenanthrene	ND	ND	**0.26**	**0.71**	**0.056**	ND	100
Phenol	ND	ND	ND	ND	ND	ND	0.33
Pyrene	ND	ND	**0.56**	**0.69**	**0.14**	ND	100
VOLATILE ORGANIC COMPOUNDS (VOCs)							
Chloroform	ND	ND	ND	**0.00036**	**0.00034**	**0.00035**	0.37
Ethylbenzene	ND	ND	ND	ND	**0.00042**	**0.00047**	1
Methylene Chloride	**0.0072**	**0.0098**	ND	ND	ND	ND	0.05

(1) - All sidewall confirmation samples were collected at or just beyond the property boundary

Notes:	All values in ppm
ND	Analyte not detected
2.4	Analyte detected
2.4	Analyte Exceeded

TABLE R3
SUMMARY OF UST REMOVAL CONFIRMATION SOIL SAMPLE ANALYTICAL RESULTS
Pilgrim Village Family

Parameter Tested	Sample Identification and Sample Date										CP-51	Part 375 Unrestricted SCOs
	T1-2 B1	T1-2N	T3N	T3E	T1-2 EAST	T1-2 WEST	T1-2 SOUTH	T3-WEST	T3-SOUTH	T3-BOTTOM		
	3/31/22	4/12/22			3/31/22							
SEMI-VOLATILE ORGANIC COMPOUNDS (SVOCs)												
Naphthalene	ND	ND	ND	ND	ND	**0.00093 J**	ND	**0.0016 J**	**0.0018 J**	ND	12	12
VOLATILE ORGANIC COMPOUNDS (VOCs)												
Benzene	ND	**0.00034 J**	ND	ND	ND	ND	ND	ND	ND	ND	0.06	0.06
Isopropylbenzene	ND	ND	ND	ND	**0.011**	ND	ND	ND	ND	ND	2.3	-
m-Xylene & p-Xylene	ND	**0.0046 J**	ND	**0.001 J**	**ND**	ND	ND	**0.0014 J**	**0.0014 J**	ND	0.26	0.26
N-propylbenzene	ND	ND	ND	ND	**0.0011 J**	ND	ND	**ND**	**ND**	ND	3.9	3.9
o-Xylene	ND	ND	ND	ND	ND	ND	ND	**0.00088 J**	**0.0011 J**	ND	0.26	0.26
sec-Butylbenzene	ND	ND	ND	ND	**0.004 J**	ND	ND	ND	ND	ND	11	11
tert-Butylbenzene	ND	ND	ND	ND	**0.0035 J**	ND	ND	ND	**ND**	**ND**	5.9	5.9
Toluene	ND	**0.0012 J**	ND	ND	ND	**ND**	ND	**ND**	**0.00063 J**	**0.00052 J**	**0.7**	0.7
1,2,4-Trimethylbenzene	ND	ND	ND	ND	ND	**0.0018 J**	ND	**0.0035 J**	**0.0033 J**	ND	3.6	3.6
1,3,5-Trimethylbenzene	ND	ND	ND	ND	ND	ND	ND	**0.00058 J**	**0.00063 J**	ND	8.4	8.4
Xylenes, Total	ND	**0.0046 J**	ND	**0.001 J**	ND	ND	ND	**0.0023**	**0.0025 J**	ND	0.26	0.26

Notes: All values in ppm
ND Analyte not detected
J Estimated Concentration
B Analyte was detected in the method blank
0.78 Analyte detected
Analyte Exceeded

TABLE R4
SUMMARY OF GROUNDWATER WELL SAMPLE VOC ANALYTICAL RESULTS
PILGRIM FAMILY SITE

Parameters Tested	Sample Identification				NYSDEC TOGS 1.1.1 GA
	REM-1 (MW-R1)	REM-2	REM-3	REM-4 (MW-R4)	
	9/20/2022	7/7/2022	7/7/2022	9/20/2022	
VOLATILE ORGANIC COMPOUNDS (VOCs)					
Toluene	1.3 J	ND	ND	ND	5
Diethyl phthalate	5 B	ND	ND	4.3 JB	50

Notes: All units in microgams per liter (µg/L)
NYSDEC New York State Department of Environmental Conservation
TOGS Technical and Operational Guidance Series
ND Analyte not detected
1.3 Analyte detected
844 Analyte exceeds NYSDEC TOGS guidance value
B Compound was found in blank and sample
J Estimated concentration

Table R5
Pilgrim Village Family Site Groundwater Elevations

Well Number	Well Depth (bgs) (ft)	Surface Elevation (ft)	Depth to Water (ft)	Groundwater Elevation (ft)
MW2	19	644.84 (1)	10.35	634.11
REM-1	18.92	642.52 (2)	9.31	633.21
REM-2	18	643.52 (2)	9.34	634.18
REM-3	18	646.4 (2)	11.92	634.48
REM-4	20.2	647.86 (2)	13.21	634.65

(1) - Flush mounted well ground surface elevation

(2) - Stickup riser - top of riser elevation

TABLE R6
AIR MONITORING CONDITIONS/RESPONSES - FAMILY & SENIOR SITES (1)

Consolidated Field Report Data				
Site	**Date**	**Occurrence**	**Conditions**	**Response**
B	1/26/2022	NSU	No excavation taking place-weather related	
F	2/4/2022	NSU	No excavation taking place-weather related	
F	2/17/2022	NSU	Weather related	
F	2/18/2022	NSU	Weather related	
F	2/25/2022	NSU	Weather related	
F	3/1/2022	E	No description of conditions provided	
B	3/7/2022	NSU	Weather related	
B	3/16/2022	NSU	Weather related	
B	4/15/2022	E	Increasing winds	Instructed contractor to use water truck and have truck drivers slow down to reduce dust clouds
B	4/21/2022	NSU	Weather related	
B	4/25/2022	E	No description of conditions provided	Instructed contractor to use water truck and have truck drivers slow down to reduce dust clouds
B	4/26/2022	E	No description of conditions provided	Instructed contractor to use water truck and have truck drivers slow down to reduce dust clouds
B	4/27/2022	NSU	Weather related	
B	4/29/2022	E	No description of conditions provided	Instructed contractor to use water truck and have truck drivers slow down to reduce dust clouds
B	5/4/2022	NSU	Weather related	
F	5/5/2022	TD/E	Electrical problem with upwind monitor therefore no background data to validate exceedances. No visual sign of dust leaving site	
F	5/6/2022	E	No description of conditions provided	
F	5/10/2022	E	Increasing winds, dust coming from haul road which is clean stone and soil	Instructed truck drivers to slow down. No water truck on site. Eventually shut down trucks to mitigate dust.
B	5/13/2022	E	Dry conditions and truck traffic	Instructed contractor to use water truck
B	5/16/2022	E	Dry conditions and truck traffic	Instructed contractor to use water truck
B	5/17/2022	E	Dry conditions and truck traffic	Instructed contractor to use water truck
B	5/18/2022	E	Dry conditions and truck traffic	Instructed contractor to use water truck
B	5/19/2022	TD	Upwind dust monitor not functioning properly	
B	5/24/2022	E	Close proximity of truck route to downwind monitor and extreme dry conditions	Watered down road
B	5/26/2022	TD	Occurred in both monitors	
B	5/31/2022	TD	Related to power source	
B	6/3/2022	TD	Related to power source	
B	6/13/2022	E	No description of conditions provided	Utilized on-site water truck
B	6/14/2022	E	No description of conditions provided	Utilized on-site water truck
B	6/15/2022	TD	Unforeseen circumstances, both monitors down	Ensured proper precautions were taken, water truck was operational for the full day and truck speed reduced
B	6/16/2022	TD	Unforeseen circumstances, both monitors down	Ensured proper precautions were taken, water truck was operational for the full day and truck speed reduced
B	6/20/2022	E	No detailed description of conditions	Truck speed reduced/water truck used
F	7/6/2022	E	No detailed description of conditions	Truck speed reduced/water truck used
F	7/7/2022	E	No detailed description of conditions	Truck speed reduced/water truck used
F	7/19/2022	E	No detailed description of conditions	Truck speed reduced/water truck used
B	7/28/2022	NSU	Weather related	
B	8/16/2022	NSU	Weather related	
B	8/17/2022	NSU	Weather related	
B	8/18/2022	E	Monitor fell over causing exceedance	Issue immediately resolved

Key
NSU = dust monitors not set up
E = exceedance
TD = technical difficulties
F = Family Site
B = Both sites

(1) - The same upwind and downwind instruments were used for both the family and Senior sites due to their proximity to each other and coinciding remediation schedules.

TABLE R7

PILGRIM FAMILY SITE

REMEDIATION SAMPLE COORDINATES

Pilgrim Family Bottom Samples															
B1		B2		B3		B4		B5		B6		B7		B8	
42.90342	-78.863275	42.903415	-78.863422	42.90295	-78.86343	42.90294	-78.863383	42.90294	-78.86308	42.90289	-78.86289	42.9029	-78.862775	42.903013	78.86267
B9		B10		B11		B12A		B13A		B14A		B15A		B16	
42.90299	78.86278	42.90298	-78.863087	42.90302	-78.86326	42.90301	-78.86343	42.90302	-78.8636	42.90301	-78.86379	42.90307	-78.86382	42.90311	-78.86363
B17		B18		B19		B20		B21		B22		B23		B24	
42.903099	-78.863487	42.903087	-78.863281	42.903135	-78.863109	42.903086	-78.862765	42.903078	-78.862727	42.90318	-78.86275	42.90319	-78.86288	42.90322	-78.863011
B25A		B26		B27		B28		B29		B30A		B31		B32A	
42.90322	-78.86324	42.90323	-78.86341	42.90322	-78.86361	42.90324	-78.86375	42.90335	-78.86375	42.903096	-78.863641	42.90333	-78.86338	42.90333	-78.86323
B33		B34		B35A		B36		B37		B38		B39		B40A	
42.90331	-78.86305	42.90332	-78.86288	42.90341	-78.862805	42.90331	-78.862775	42.90345	-78.86289	42.90343	-78.86306	42.90293	-78.86351	42.90294	-78.86361
B41A		B42		B43		B44		B45		B46		B47		B48	
42.90293	-78.863882	42.90344	-78.86355	42.90339	-78.86379	42.90344	-78.86370	42.90356	-78.86377	42.90356	-78.86356	42.90354	-78.86344	42.90356	-78.86324
B49		B50		B51		B52		B53		B54		B55		B56	
42.90354	-78.86307	42.90361	-78.86304	42.90361	-78.86321	42.90362	-78.86339	42.90363	-78.86357	42.90365	-78.86377	42.90376	-78.86377	42.90378	-78.86352
B57		B58		B59		B60		B61		B62		B63		B64	
42.90378	-78.86337	42.90378	-78.86322	42.90378	-78.86304	42.90387	-78.86304	42.90387	-78.86328	42.90388	-78.86342	42.90388	-78.86356	42.90389	-78.86373

Gas Station Bottoms											
GSB-1		GSB-2		GSB-3		GSB-4		GSB-5			
42.90363	-78.86298	42.90357	-78.86285	42.90359	-78.86276	42.90356	-78.86268	42.90369	-78.86266		
GSB-6		GSB-7		GSB-8		GSB-9		GSB-10		GSB-11	
42.90374	-78.86278	42.90369	-78.86295	42.90369	-78.86305	42.90387	-78.86302	42.90384	-78.86281	42.90384	-78.86269

GW Wells	
REM-1	
42.903875	-78.862919
REM-2	
42.90385	-78.86289
REM-3	
42.90377	-78.86273
REM-4	
42.903597	-78.862716

Tank Samples			
T1-2N		T3N	
42.903574	-78.862786	42.903574	-78.86276
T1-2S		T3S	
42.903577	-78.862787	42.903577	-78.86270
T1-2E		T3E	
42.903577	-78.862785	42.903579	-78.86272
T1-2W		T3W	
42.903577	-78.862786	42.903578	-78.86267
T1-B		T3B	
42.903580	-78.8627855	42.903598	-78.86272

Sidewall Samples			
SWNW-1		SWNW-2	
42.9039	-78.86285	42.90388	-78.8637
SWEW-1		SWEW-2	
42.9036	-78.86268	42.90303	-78.86272
SWSW-1		SWSW-2	
42.90292	-78.8638	42.90289	-78.86329

FIGURES

RI/AAR & RAWP FIGURES

BRYDGES ENGINEERING
IN ENVIRONMENT AND ENERGY, DPC

RI/AAR & RAWP FIGURES

BRYDGES ENGINEERING
IN ENVIRONMENT AND ENERGY, DPC

N

BE3CORP
BRIDGES ENGINEERING IN ENVIRONMENT & ENERGY

960 Busti Avenue
Suite B150
Buffalo, NY 14213
P: 716-362-6532

Figure 1
Site Location Map

Fomer Pilgrim Village
Family Apartments
Site # C915362
Buffalo, New York 14209

Revisions	
1	3/1/21

February 2021 | SCALE: N/A | SHEET 1 OF 1

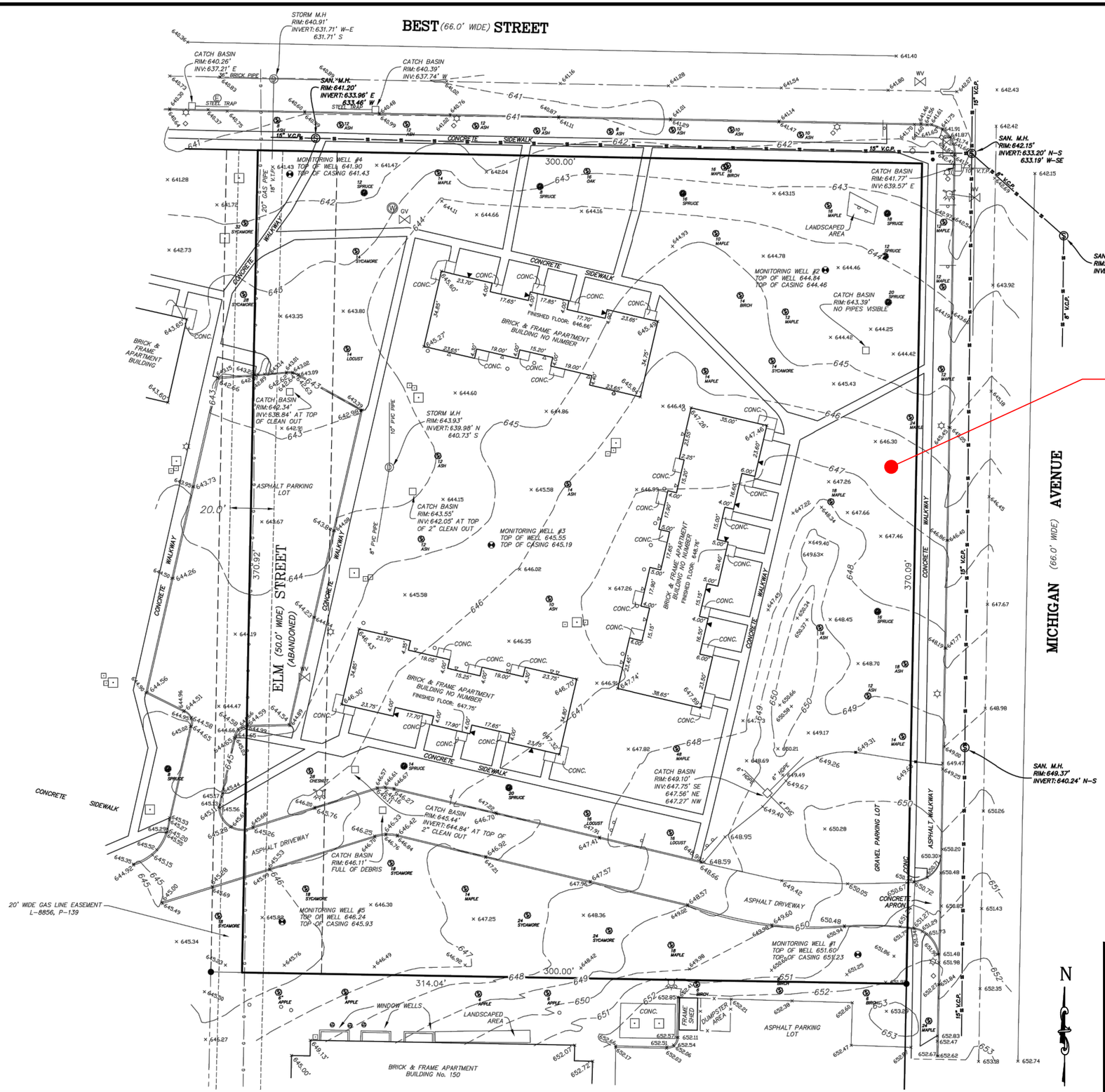

BE3CORP
BRIDGES ENGINEERING IN ENVIRONMENT & ENERGY

960 Busti Avenue
Suite B150
Buffalo, NY 14213
P: 716-362-6532

Figure 2
Site Survey

Fomer Pilgrim Village
Family Apartments
Site # C915362
Buffalo, New York 14209

Revisions	
1	3/1/21

February 2021 | SCALE: N/A | SHEET 1 OF 1

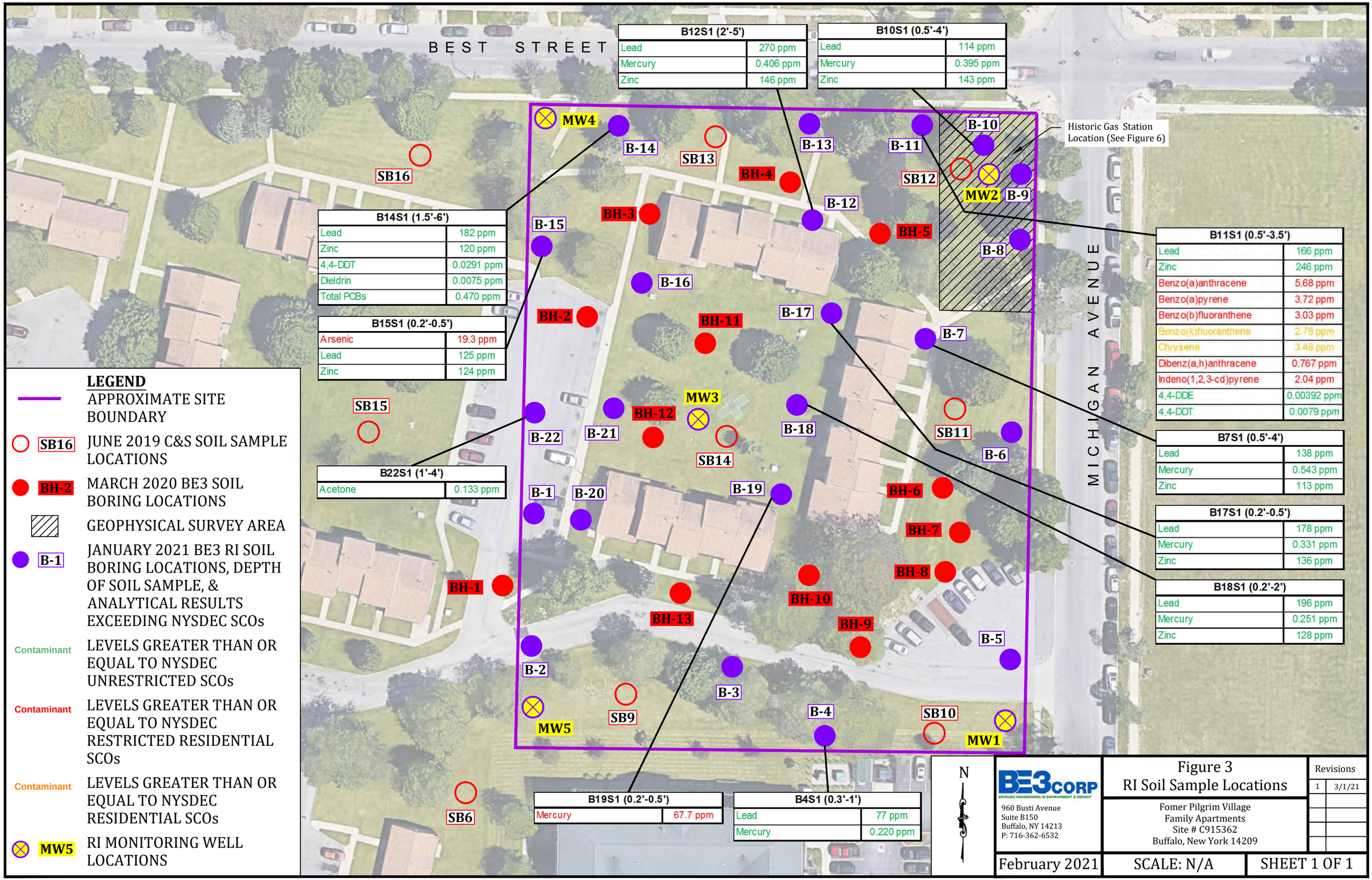

B12S1 (2'-5')	
Lead	270 ppm
Mercury	0.406 ppm
Zinc	146 ppm

B10S1 (0.5'-4')	
Lead	114 ppm
Mercury	0.395 ppm
Zinc	143 ppm

B14S1 (1.5'-6')	
Lead	182 ppm
Zinc	120 ppm
4,4-DDT	0.0291 ppm
Dieldrin	0.0075 ppm
Total PCBs	0.470 ppm

B15S1 (0.2'-0.5')	
Arsenic	19.3 ppm
Lead	125 ppm
Zinc	124 ppm

B11S1 (0.5'-3.5')	
Lead	166 ppm
Zinc	246 ppm
Benzo(a)anthracene	5.68 ppm
Benzo(a)pyrene	3.72 ppm
Benzo(b)fluoranthene	3.03 ppm
Benzo(k)fluoranthene	2.78 ppm
Chrysene	3.48 ppm
Dibenz(a,h)anthracene	0.767 ppm
Indeno(1,2,3-cd)pyrene	2.04 ppm
4,4-DDE	0.00392 ppm
4,4-DDT	0.0079 ppm

B7S1 (0.5'-4')	
Lead	138 ppm
Mercury	0.543 ppm
Zinc	113 ppm

B17S1 (0.2'-0.5')	
Lead	178 ppm
Mercury	0.331 ppm
Zinc	136 ppm

B18S1 (0.2'-2')	
Lead	196 ppm
Mercury	0.251 ppm
Zinc	128 ppm

B22S1 (1'-4')	
Acetone	0.133 ppm

B19S1 (0.2'-0.5')	
Mercury	67.7 ppm

B4S1 (0.3'-1')	
Lead	77 ppm
Mercury	0.220 ppm

BE3CORP
BRIDGES ENGINEERING IN ENVIRONMENT & ENERGY
960 Busti Avenue
Suite B150
Buffalo, NY 14213
P: 716-362-6532

Figure 3
RI Soil Sample Locations

Fomer Pilgrim Village
Family Apartments
Site # C915362
Buffalo, New York 14209

Revisions	
1	3/1/21

February 2021 | SCALE: N/A | SHEET 1 OF 1

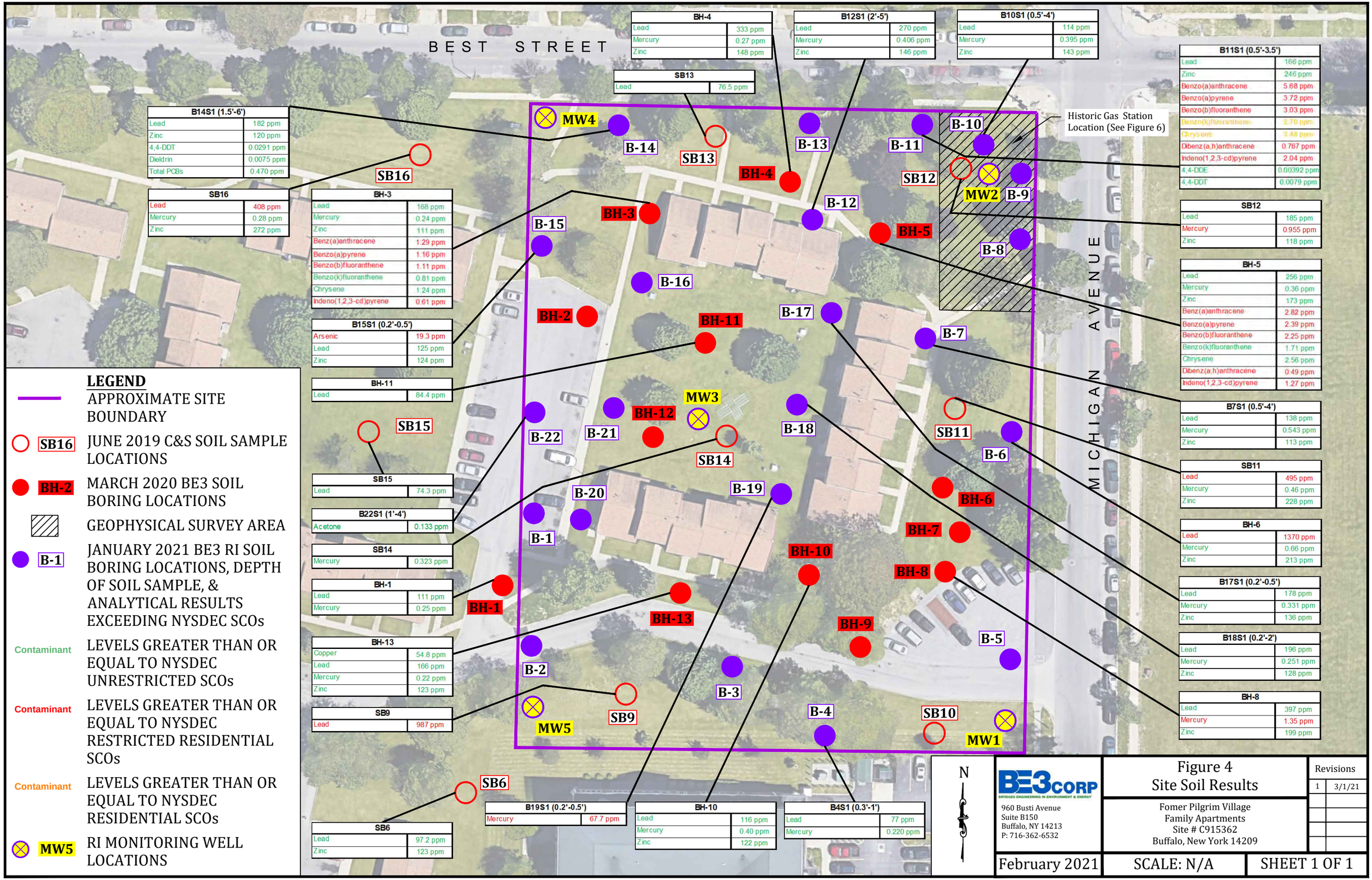

BH-4	
Lead	333 ppm
Mercury	0.27 ppm
Zinc	148 ppm

SB13	
Lead	76.5 ppm

B12S1 (2'-5')	
Lead	270 ppm
Mercury	0.406 ppm
Zinc	146 ppm

B10S1 (0.5'-4')	
Lead	114 ppm
Mercury	0.395 ppm
Zinc	143 ppm

B11S1 (0.5'-3.5')	
Lead	166 ppm
Zinc	246 ppm
Benzo(a)anthracene	5.68 ppm
Benzo(a)pyrene	3.72 ppm
Benzo(b)fluoranthene	3.03 ppm
Benzo(k)fluoranthene	2.78 ppm
Chrysene	3.48 ppm
Dibenz(a,h)anthracene	0.767 ppm
Indeno(1,2,3-cd)pyrene	2.04 ppm
4,4-DDE	0.00392 ppm
4,4-DDT	0.0079 ppm

B14S1 (1.5'-6')	
Lead	182 ppm
Zinc	120 ppm
4,4-DDT	0.0291 ppm
Dieldrin	0.0075 ppm
Total PCBs	0.470 ppm

SB16	
Lead	408 ppm
Mercury	0.28 ppm
Zinc	272 ppm

BH-3	
Lead	168 ppm
Mercury	0.24 ppm
Zinc	111 ppm
Benz(a)anthracene	1.29 ppm
Benzo(a)pyrene	1.16 ppm
Benzo(b)fluoranthene	1.11 ppm
Benzo(k)fluoranthene	0.81 ppm
Chrysene	1.24 ppm
Indeno(1,2,3-cd)pyrene	0.61 ppm

B15S1 (0.2'-0.5')	
Arsenic	19.3 ppm
Lead	125 ppm
Zinc	124 ppm

BH-11	
Lead	84.4 ppm

SB12	
Lead	185 ppm
Mercury	0.955 ppm
Zinc	118 ppm

BH-5	
Lead	256 ppm
Mercury	0.36 ppm
Zinc	173 ppm
Benz(a)anthracene	2.82 ppm
Benzo(a)pyrene	2.39 ppm
Benzo(b)fluoranthene	2.25 ppm
Benzo(k)fluoranthene	1.71 ppm
Chrysene	2.56 ppm
Dibenz(a,h)anthracene	0.49 ppm
Indeno(1,2,3-cd)pyrene	1.27 ppm

B7S1 (0.5'-4')	
Lead	138 ppm
Mercury	0.543 ppm
Zinc	113 ppm

SB11	
Lead	495 ppm
Mercury	0.46 ppm
Zinc	228 ppm

SB15	
Lead	74.3 ppm

B22S1 (1'-4')	
Acetone	0.133 ppm

SB14	
Mercury	0.323 ppm

BH-6	
Lead	1370 ppm
Mercury	0.66 ppm
Zinc	213 ppm

BH-1	
Lead	111 ppm
Mercury	0.25 ppm

B17S1 (0.2'-0.5')	
Lead	178 ppm
Mercury	0.331 ppm
Zinc	136 ppm

BH-13	
Copper	54.8 ppm
Lead	166 ppm
Mercury	0.22 ppm
Zinc	123 ppm

B18S1 (0.2'-2')	
Lead	196 ppm
Mercury	0.251 ppm
Zinc	128 ppm

SB9	
Lead	987 ppm

BH-8	
Lead	397 ppm
Mercury	1.35 ppm
Zinc	199 ppm

B19S1 (0.2'-0.5')	
Mercury	67.7 ppm

BH-10	
Lead	116 ppm
Mercury	0.40 ppm
Zinc	122 ppm

B4S1 (0.3'-1')	
Lead	77 ppm
Mercury	0.220 ppm

SB6	
Lead	97.2 ppm
Zinc	123 ppm

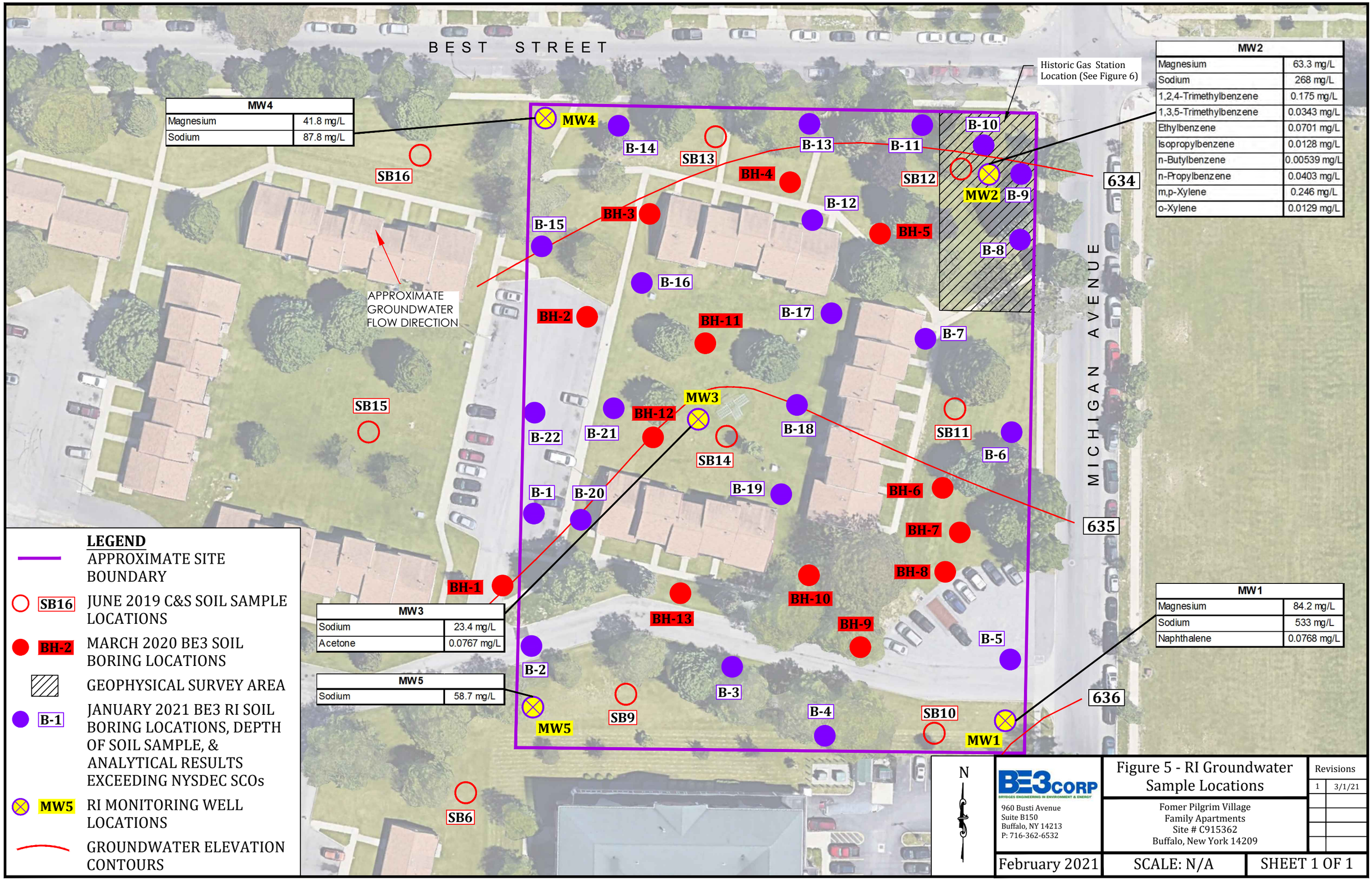
BEST STREET
MICHIGAN AVENUE
Historic Gas Station Location (See Figure 6)
MW4
Magnesium 41.8 mg/L
Sodium 87.8 mg/L
MW2
Magnesium 63.3 mg/L
Sodium 268 mg/L
1,2,4-Trimethylbenzene 0.175 mg/L
1,3,5-Trimethylbenzene 0.0343 mg/L
Ethylbenzene 0.0701 mg/L
Isopropylbenzene 0.0128 mg/L
n-Butylbenzene 0.00539 mg/L
n-Propylbenzene 0.0403 mg/L
m,p-Xylene 0.246 mg/L
o-Xylene 0.0129 mg/L
MW3
Sodium 23.4 mg/L
Acetone 0.0767 mg/L
MW5
Sodium 58.7 mg/L
MW1
Magnesium 84.2 mg/L
Sodium 533 mg/L
Naphthalene 0.0768 mg/L
634
635
636
APPROXIMATE GROUNDWATER FLOW DIRECTION
MW4
MW2
MW3
MW5
MW1
B-10
B-14
SB13
B-13
B-11
SB12
B-9
B-12
B-15
BH-4
BH-3
BH-5
B-8
B-16
BH-2
BH-11
B-17
B-7
SB15
BH-12
B-22
B-21
B-18
SB11
SB14
B-6
B-1
B-20
B-19
BH-6
BH-7
BH-8
BH-1
BH-10
BH-13
BH-9
B-5
B-2
B-3
B-4
SB10
SB9
SB16
SB6
LEGEND
APPROXIMATE SITE BOUNDARY
SB16 JUNE 2019 C&S SOIL SAMPLE LOCATIONS
BH-2 MARCH 2020 BE3 SOIL BORING LOCATIONS
GEOPHYSICAL SURVEY AREA
B-1 JANUARY 2021 BE3 RI SOIL BORING LOCATIONS, DEPTH OF SOIL SAMPLE, & ANALYTICAL RESULTS EXCEEDING NYSDEC SCOs
MW5 RI MONITORING WELL LOCATIONS
GROUNDWATER ELEVATION CONTOURS
N
BE3CORP
960 Busti Avenue
Suite B150
Buffalo, NY 14213
P: 716-362-6532
Figure 5 - RI Groundwater Sample Locations
Fomer Pilgrim Village
Family Apartments
Site # C915362
Buffalo, New York 14209
Revisions
1 3/1/21
February 2021
SCALE: N/A
SHEET 1 OF 1

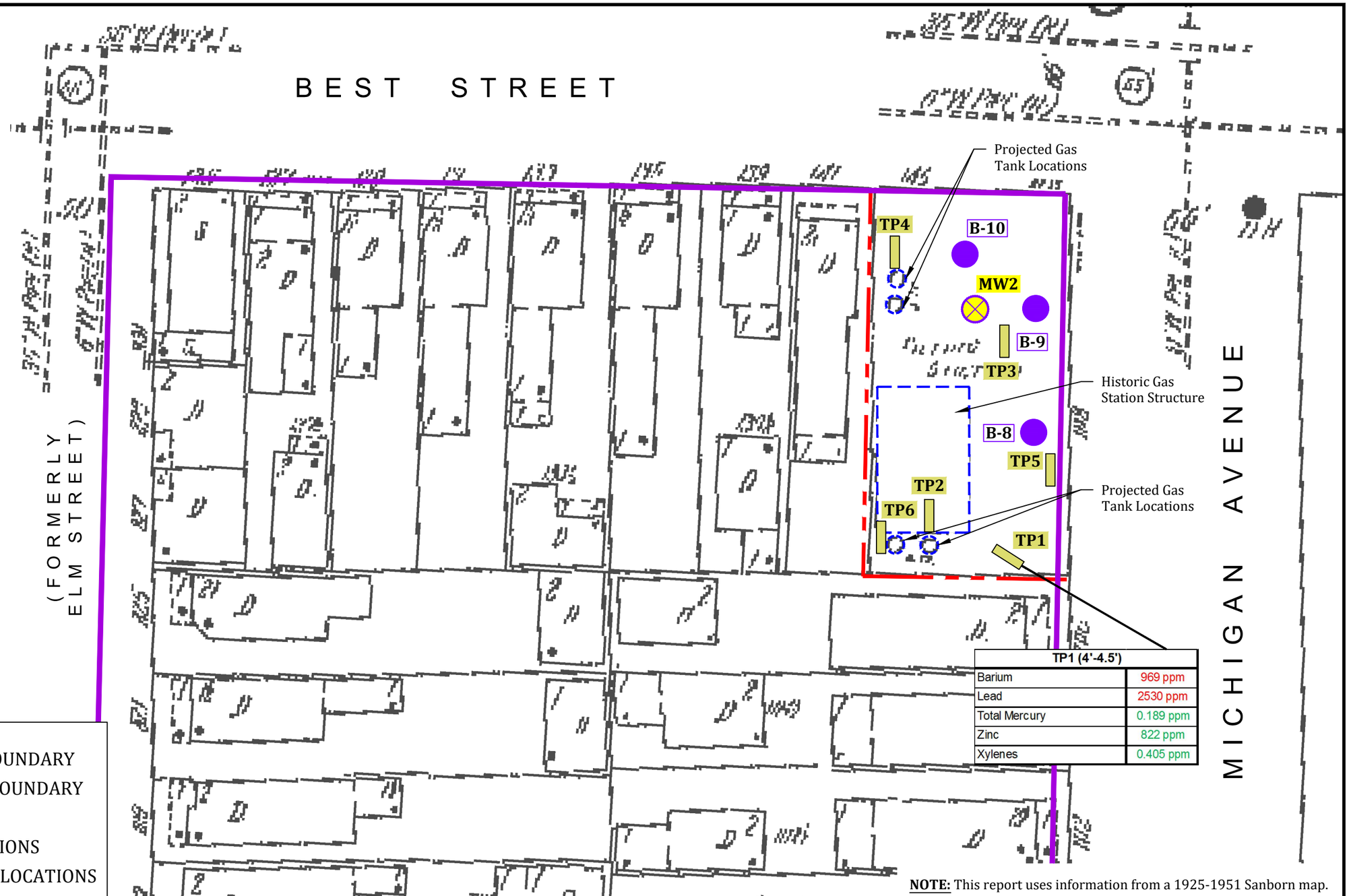

TP1 (4'-4.5')	
Barium	969 ppm
Lead	2530 ppm
Total Mercury	0.189 ppm
Zinc	822 ppm
Xylenes	0.405 ppm

NOTE: This report uses information from a 1925-1951 Sanborn map.

LEGEND

- APPROXIMATE SITE BOUNDARY
- HISTORIC PROPERTY BOUNDARY
- HISTORIC STRUCTURE
- B-# RI SOIL BORING LOCATIONS
- MW# RI MONITORING WELL LOCATIONS
- TP# RI TEST PIT LOCATIONS
- Contaminant LEVELS GREATER THAN OR EQUAL TO NYSDEC UNRESTRICTED SCOs
- Contaminant LEVELS GREATER THAN OR EQUAL TO NYSDEC RESTRICTED RESIDENTIAL SCOs

N

BE3CORP
BRIDGES ENGINEERING IN ENVIRONMENT & ENERGY
960 Busti Avenue
Suite B150
Buffalo, NY 14213
P: 716-362-6532

Figure 6
Historic Gas Station Location

Fomer Pilgrim Village
Family Apartments
Site # C915362
Buffalo, New York 14209

Revisions	
1	3/1/21

February 2021 | SCALE: N/A | SHEET 1 OF 1

NOTE: Refer to Figure 9 for backfill and new development to meet Track 1 Unrestricted Use requirements.

BE3CORP
BRIDGES ENGINEERING IN ENVIRONMENT & ENERGY
960 Busti Avenue
Suite B150
Buffalo, NY 14213
P: 716-362-6532

Figure 7 - RAWP Track 1
Unrestricted Use Remedy
Demolition & Soil Excavation/Removal

Fomer Pilgrim Village
Family Apartments
Site # C915362
Buffalo, New York 14209

Revisions

February 2021 | SCALE: N/A | SHEET 1 OF 1

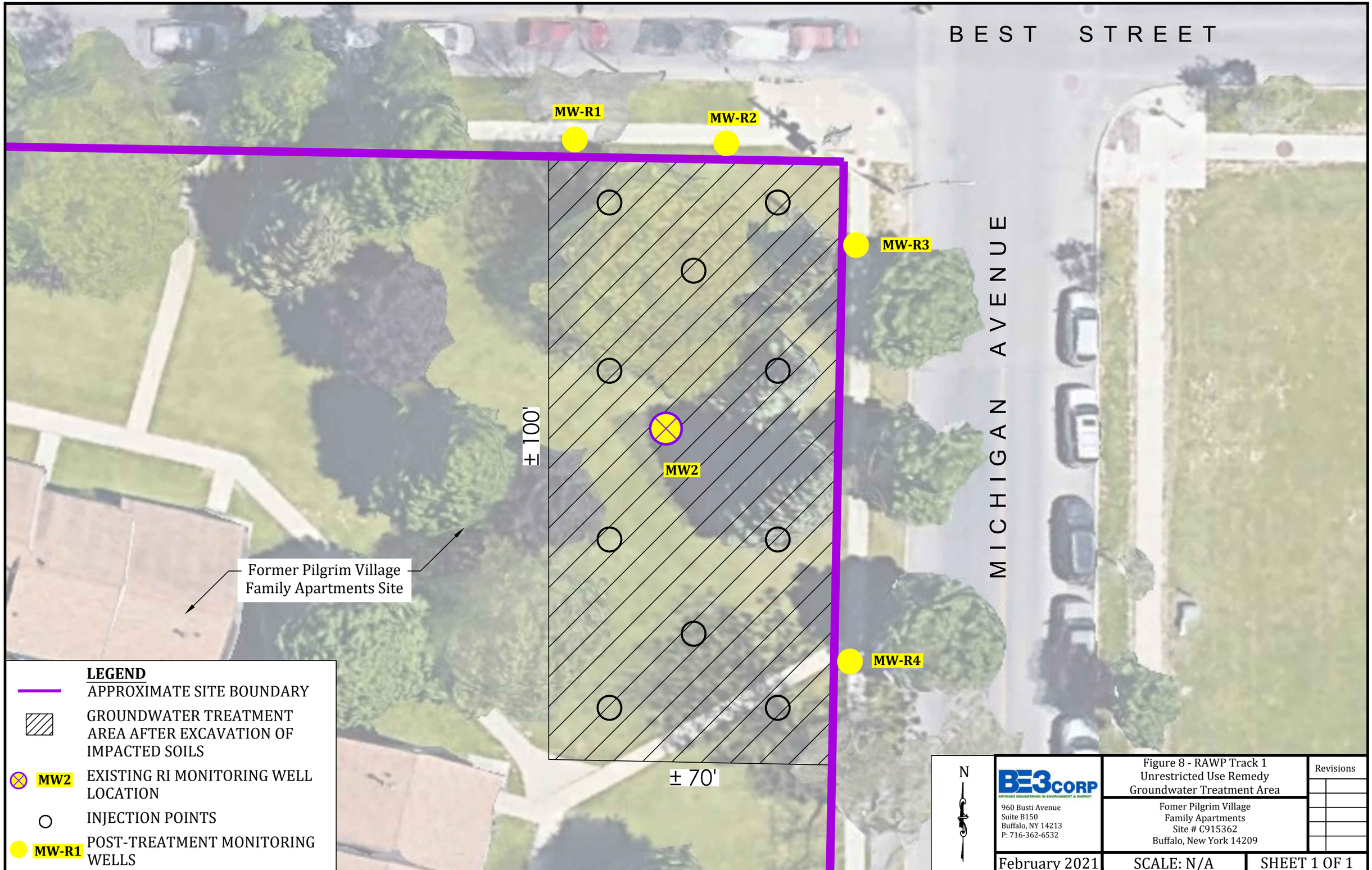
BEST STREET
MICHIGAN AVENUE
MW-R1
MW-R2
MW-R3
MW-R4
MW2
± 100'
± 70'
Former Pilgrim Village
Family Apartments Site
LEGEND
APPROXIMATE SITE BOUNDARY
GROUNDWATER TREATMENT AREA AFTER EXCAVATION OF IMPACTED SOILS
MW2 EXISTING RI MONITORING WELL LOCATION
INJECTION POINTS
MW-R1 POST-TREATMENT MONITORING WELLS
N
BE3CORP
BRIDGES ENGINEERING IN ENVIRONMENT & ENERGY
960 Busti Avenue
Suite B150
Buffalo, NY 14213
P: 716-362-6532
Figure 8 - RAWP Track 1
Unrestricted Use Remedy
Groundwater Treatment Area
Fomer Pilgrim Village
Family Apartments
Site # C915362
Buffalo, New York 14209
Revisions
February 2021
SCALE: N/A
SHEET 1 OF 1

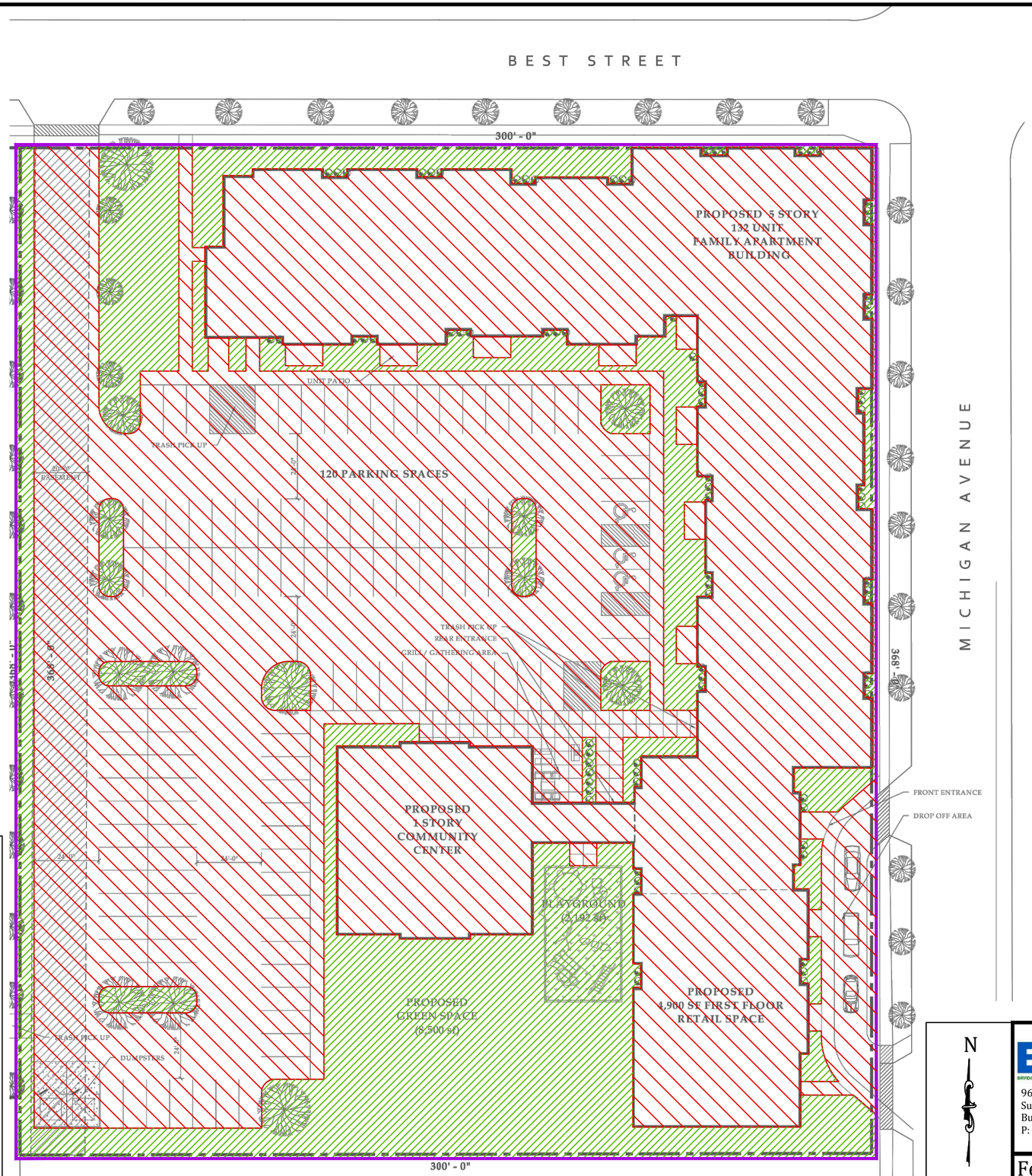

LEGEND

APPROXIMATE SITE BOUNDARY

CLEAN SOIL/STONE BACKFILL BENEATH BUILDINGS & HARDSCAPE TO MEET NEW DEVELOPMENT GRADES.

CLEAN SOIL BACKFILL/ TOP SOIL TO MEET NEW DEVELOPMENT GRADES.

N

BE3CORP
BRIDGES ENGINEERING IN ENVIRONMENT & ENERGY

960 Busti Avenue
Suite B150
Buffalo, NY 14213
P: 716-362-6532

Figure 9 - RAWP Track 1
Unrestricted Use Remedy
Clean Backfill for New Development

Fomer Pilgrim Village
Family Apartments
Site # C915362
Buffalo, New York 14209

Revisions

February 2021 | SCALE: N/A | SHEET 1 OF 1

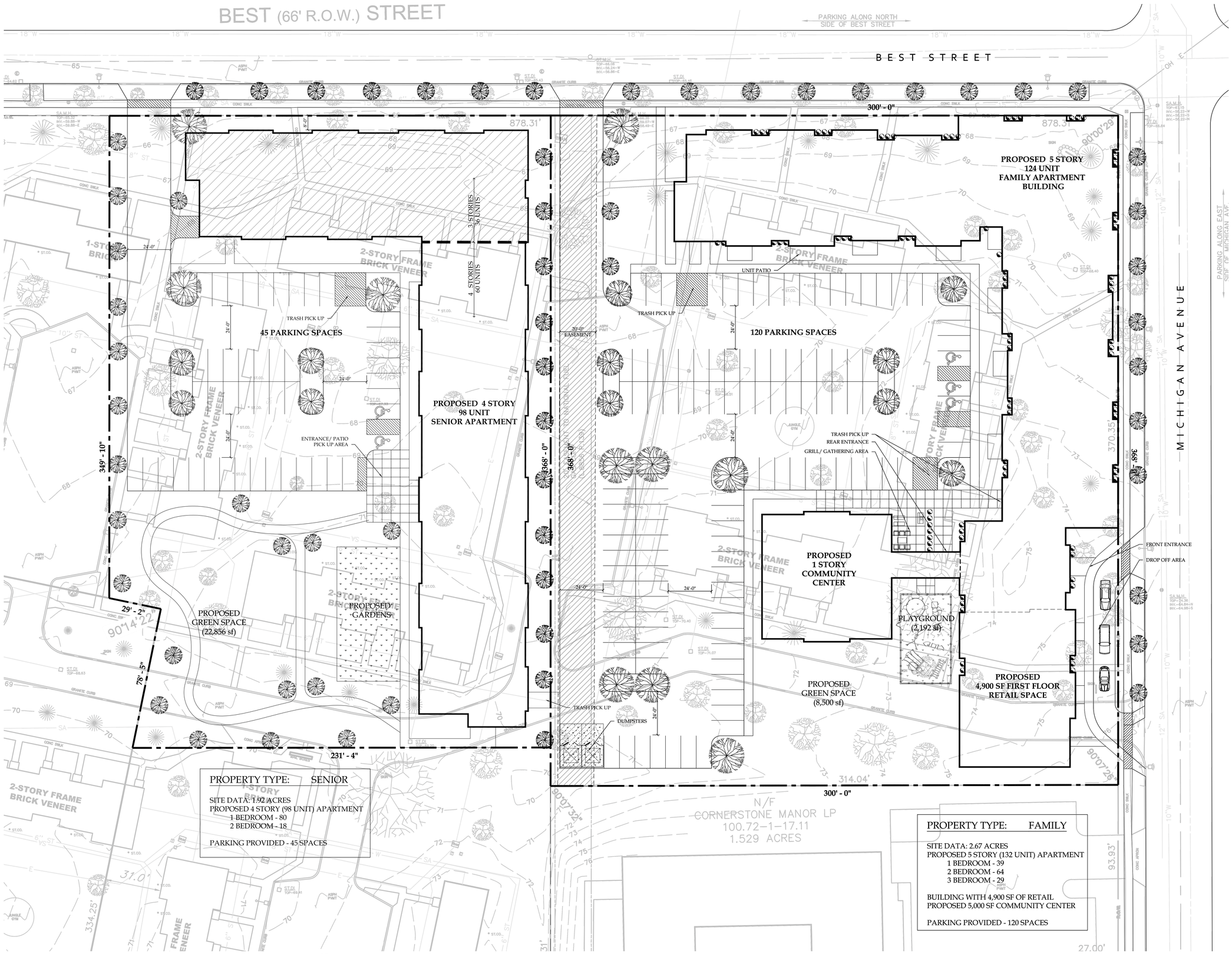

PROPERTY TYPE: SENIOR

SITE DATA: 1.92 ACRES
PROPOSED 4 STORY (98 UNIT) APARTMENT
1 BEDROOM - 80
2 BEDROOM - 18

PARKING PROVIDED - 45 SPACES

PROPERTY TYPE: FAMILY

SITE DATA: 2.67 ACRES
PROPOSED 5 STORY (132 UNIT) APARTMENT
1 BEDROOM - 39
2 BEDROOM - 64
3 BEDROOM - 29

BUILDING WITH 4,900 SF OF RETAIL
PROPOSED 5,000 SF COMMUNITY CENTER

PARKING PROVIDED - 120 SPACES

A1 MASTER PLAN
1"=20'-0"

N

NOTICE

This document, the property of, prepared and issued by the architect, is submitted for the specific project namely _____ and the recipient by accepting this document assumes custody and agrees that this document will not be copied or reproduced in part or in whole, and any special features peculiar to this design shall not be incorporated in any other project, unless prior agreement has been obtained in writing.These documents will be returned immediately upon completion of the project or upon the request of the architect.
This document is the exclusive property of the architect, no rights to ownership are transferable, or shall be lost by the filing of this document with any and all public authorities for the purpose of compliance with Codes and or Ordinances, i.e. Building Permit, etc.

SAA|EVI DEVELOPMENT

Pilgrim Village Master Plan

BUFFALO, NY

ISSUE:

SA PROJECT TEAM: PRINCIPAL P. Silvestri
PROJ. ARCH. _____ JOB CAPT. _____
INTERIORS _____ DRAFTER _____

SEAL:

TITLE:

MASTER PLAN

SILVESTRI ARCHITECTS ▸ PC
1321 MILLERSPORT HWY
AMHERST, NY 14221
PH. 716.691.0900
FAX 716.691.4773

SA JOB #: 20000-00
DATE: 06-23-20
DRAWING #: AS-101

REMEDIATION FIGURES

BRYDGES ENGINEERING
IN ENVIRONMENT AND ENERGY, DPC

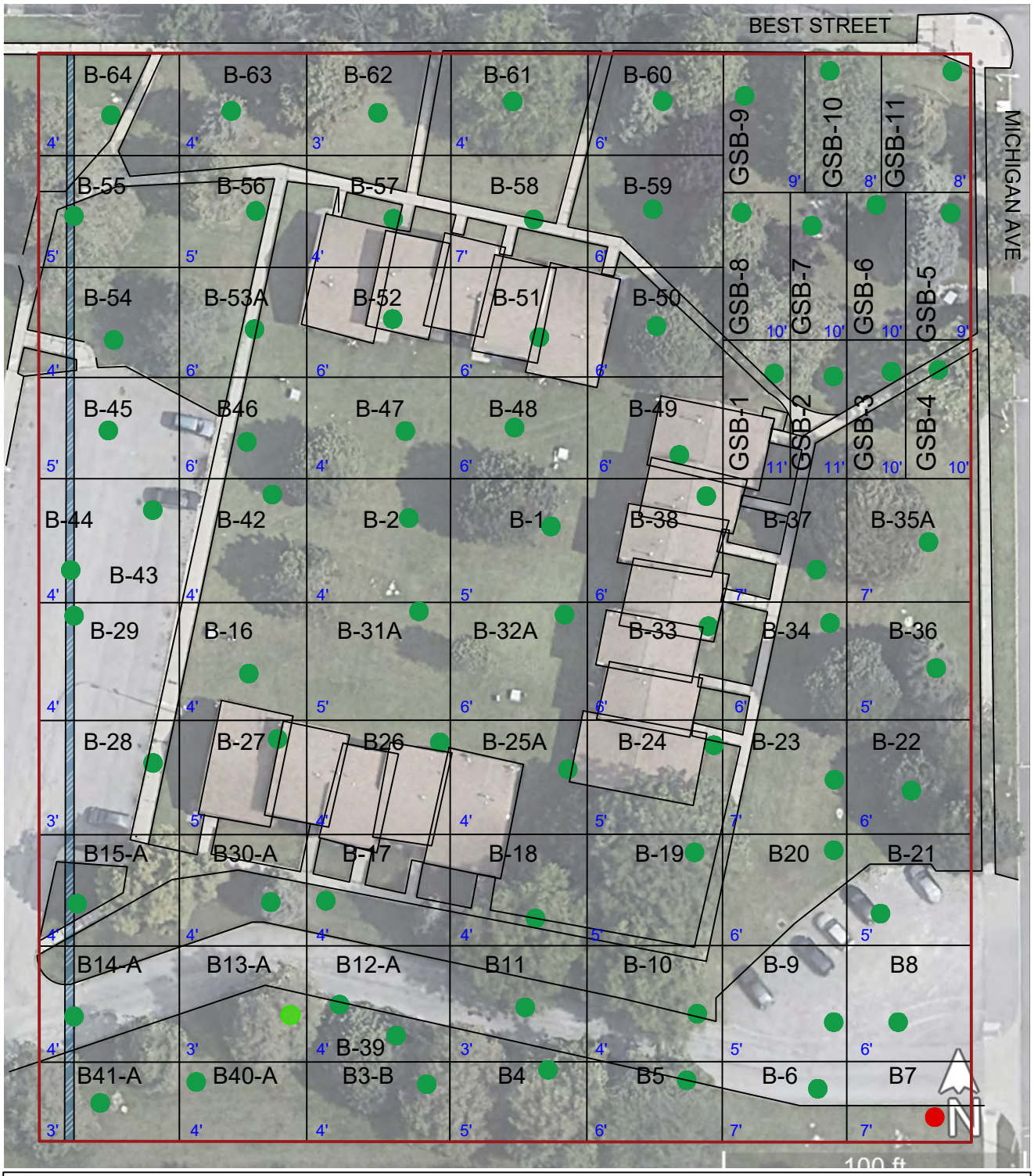

LEGEND

Passing Sample	Failed Sample	B12-A Sample ID	Site Boundary	16" Buried Gas Pipe	6' Approximate Depth of Excavation/Sample

NOTE: See Table R1 for Sample Analytical Results.

JASON BRYDGES P.E.

BRYDGES ENGINEERING IN ENVIRONMENT AND ENERGY, DPC
960 BUSTI AVE, SUITE B-150
BUFFALO, NY 14213

BOTTOM CONFIRMATION SOIL SAMPLE LOCATION MAP

PILGRIM VILLAGE - FAMILY
1100 MICHIGAN AVE
BUFFALO, NY 14209

Scale 1" = 50' | Page 1 of 1 | Dec-22

REVISIONS	
SD	8/22/2022
SD	9/12/2022
SD	10/3/2022
SD	10/4/2022
SD	12/4/2022

N

R1

LEGEND

Passing Sample	Failed Sample	Site Boundary	4'	Approximate Depth of Excavation/Sample	SWSW-2 Sample ID

NOTE: See Table R2 for Sample Analytical Results.

JASON BRYDGES P.E.

BRYDGES ENGINEERING IN ENVIRONMENT AND ENERGY, DPC
960 BUSTI AVE, SUITE B-150
BUFFALO, NY 14213

SIDEWALL CONFIRMATION SOIL SAMPLE LOCATION MAP

PILGRIM VILLAGE - FAMILY
1100 MICHIGAN AVE
BUFFALO, NY 14209

Scale 1" = 50' Page 1 of 1 Dec-22

REVISIONS	
SD	8/22/2022
SD	9/12/2022
SD	10/3/2022
SD	10/4/2022
SD	12/4/2022

N

R2

JASON BRYDGES P.E.

BRYDGES ENGINEERING IN ENVIRONMENT AND ENERGY, DPC
960 BUSTI AVE, SUITE B-150
BUFFALO, NY 14213

UST CONFIRMATION SOIL SAMPLE LOCATIONS

PILGRIM VILLAGE - FAMILY
1100 MICHIGAN AVE
BUFFALO, NY 14209

Scale 1" = 20' Page 1 of 1 Dec-22

REVISIONS	
SD	8/22/2022
SD	9/12/2022
SD	10/3/2022
SD	10/4/2022
SD	12/4/2022

N

R3

APPENDIX A

FER (ELECTRONIC COPY)

BRYDGES ENGINEERING
IN ENVIRONMENT AND ENERGY, DPC

APPENDIX B

IMPORTED CLEAN FILL CERTIFICATIONS & MANIFESTS

BRYDGES ENGINEERING
IN ENVIRONMENT AND ENERGY, DPC

NEW YORK STATE
DEPARTMENT OF ENVIRONMENTAL CONSERVATION

Request to Import/Reuse Fill or Soil

This form is based on the information required by DER-10, Section 5.4(e). Use of this form is not a substitute for reading the applicable Technical Guidance document.

SECTION 1 – SITE BACKGROUND

The allowable site use is: Unrestricted

Have Ecological Resources been identified? no

Is this soil originating from the site? no

How many cubic yards of soil will be imported/reused? >1000

If greater than 1000 cubic yards will be imported, enter volume to be imported: 11,525

SECTION 2 – MATERIAL OTHER THAN SOIL

Is the material to be imported gravel, rock or stone? yes

Does it contain less than 10%, by weight, material that would pass a size 80 sieve? no

Is this virgin material from a permitted mine or quarry? yes

Is this material recycled concrete or brick from a DEC registered processing facility? no

SECTION 3 - SAMPLING

Provide a brief description of the number and type of samples collected in the space below:

Not applicable, see attached.

Example Text: 5 discrete samples were collected and analyzed for VOCs. 2 composite samples were collected and analyzed for SVOCs, Inorganics & PCBs/Pesticides.

If the material meets requirements of DER-10 section 5.4(e)5 (other material), no chemical testing needed.

SECTION 3 CONT'D - SAMPLING

Provide a brief written summary of the sampling results or attach evaluation tables (compare to DER-10, Appendix 5):

Please see attached

Example Text: Arsenic was detected up to 17 ppm in 1 (of 5) samples; the allowable level is 16 ppm.

If Ecological Resources have been identified use the "If Ecological Resources are Present" column in Appendix 5.

SECTION 4 – SOURCE OF FILL

Name of person providing fill and relationship to the source:

David Youngblood, Quality Contry Manager

Location where fill was obtained:

400 Hinman Road, Lockport, New York, 14094

Identification of any state or local approvals as a fill source:

NYSDEC, NYSDOT (see attached)

If no approvals are available, provide a brief history of the use of the property that is the fill source:

Provide a list of supporting documentation included with this request:

The imported material is crusher run 2" stone from Holcim to be used as backfill at Former Pilgrim Village Apartments Site (C915362) and Former Pilgrim Village Senior Site (C915363).

The information provided on this form is accurate and complete.

Jesse Zientek Digitally signed by Jesse Zientek Date: 2022.02.16 12:22:41 -05'00'

Signature

2/28/2022

Date

Jesse Zientek

Print Name

BE3

Firm

HOLCIM

David Youngblood
400 Hinman Rd.
Lockport, NY 14094
571-752-1111-cell

2/18/2022

Kulbacks Inc

Att:
Re: Pilgrim Village
Email:

To whom it may concern:

This is to certify that the material being supplied to the above project conforms to the outlined NYSDOT requirements for 304-2.02 Bases and Subbases and 703.0201 Crushed Bedrock Below is the gradation for 2" ROC Subbase Course Type 2 Item # 304.12.

Location: Lockport
Material Type: 2" ROC

Source No. 5-5R
Test No. 21AR087
Geotech Source # 2985

Sieve Size	Weight	% Ret	% Pass	Spec
2"	0.0	0.0	100.0	100
1 1/2"	361.0	3.2	96.8	
1"	2143.2	19.0	77.8	
3/4"	1861.2	16.5	61.3	
1/2"	958.8	8.5	52.8	
1/4"	1759.7	15.6	37.2	25-60
1/8"	1049.0	9.3	27.9	
#20	1173.1	10.4	17.5	
#40	327.1	2.9	14.6	5-40
#80	372.2	3.3	11.3	
#200	304.6	2.7	8.6	0-10
pan	970.1	8.6		
Total	11280.0			

Sincerely,

David Youngblood
Quality Control Manager
Holcim Aggregates and Asphalt

CONSTRUCTION MATERIALS / NORTHERN DIVISION
PO Box 510 ~ 400 Hinman Road, Lockport, New York 14094
Office: (716) 439-1300 Fax: (716) 439-9447

NEW YORK STATE
DEPARTMENT OF ENVIRONMENTAL CONSERVATION

Request to Import/Reuse Fill or Soil

This form is based on the information required by DER-10, Section 5.4(e). Use of this form is not a substitute for reading the applicable Technical Guidance document.

SECTION 1 – SITE BACKGROUND

The allowable site use is: Unrestricted

Have Ecological Resources been identified? no

Is this soil originating from the site? no

How many cubic yards of soil will be imported/reused? >1000

If greater than 1000 cubic yards will be imported, enter volume to be imported: 11,525

SECTION 2 – MATERIAL OTHER THAN SOIL

Is the material to be imported gravel, rock or stone? yes

Does it contain less than 10%, by weight, material that would pass a size 80 sieve? Yes

Is this virgin material from a permitted mine or quarry? yes

Is this material recycled concrete or brick from a DEC registered processing facility? no

SECTION 3 - SAMPLING

Provide a brief description of the number and type of samples collected in the space below:

Not applicable, see attached.

Example Text: 5 discrete samples were collected and analyzed for VOCs. 2 composite samples were collected and analyzed for SVOCs, Inorganics & PCBs/Pesticides.

If the material meets requirements of DER-10 section 5.4(e)5 (other material), no chemical testing needed.

SECTION 3 CONT'D - SAMPLING

Provide a brief written summary of the sampling results or attach evaluation tables (compare to DER-10, Appendix 5):

Please see attached

Example Text: Arsenic was detected up to 17 ppm in 1 (of 5) samples; the allowable level is 16 ppm.

If Ecological Resources have been identified use the "If Ecological Resources are Present" column in Appendix 5.

SECTION 4 – SOURCE OF FILL

Name of person providing fill and relationship to the source:

David Youngblood, Quality Contry Manager

Location where fill was obtained:

400 Hinman Road, Lockport, New York, 14094

Identification of any state or local approvals as a fill source:

NYSDEC, NYSDOT (see attached)

If no approvals are available, provide a brief history of the use of the property that is the fill source:

Provide a list of supporting documentation included with this request:

The imported material is clean #1 stone from Holcim to be used as backfill at Former Pilgrim Village Apartments Site (C915362) and Former Pilgrim Village Senior Site (C915363).

The information provided on this form is accurate and complete.

Jesse Zientek Digitally signed by Jesse Zientek Date: 2022.02.16 12:22:41 -05'00'

Signature

2/28/2022

Date

Jesse Zientek

Print Name

BE3

Firm

HOLCIM

David Youngblood
400 Hinman Rd.
Lockport, NY 14094
571-752-1111-cell

2/18/22

Kulback Inc

Att:
Re: Pilgrim Village
Email:

To whom it may concern:

This is to certify that the material being supplied to the above project conforms to the outlined NYSDOT requirements for Section 703-02 Coarse Aggregate. Below is a gradation for NYSDOT Clear #1 Stone

Location: Lockport Source No. 5-5R
Material Type: NYSDOT #1 Stone Test No. 21AR087

Sieve Size	Weight	% Ret	% Pass	Spec
1"	0.0	0.0	100.0	100
3/4"	0.0	0.0	100.0	
1/2"	519.5	5.8	94.2	90-100
3/8"	3162.0	35.3	58.9	
1/4"	4201.1	46.9	12.0	0-15
#4	600.2	6.7	5.3	
#8	206.0	2.3	3.0	
pan	268.7	3.0		
Total	8957.6			

Sincerely,

David Youngblood
Quality Control Manager
Holcim Aggregates and Asphalt

From: Walia, Jaspal (DEC)
To: Jason Brydges
Subject: Request to import stones - Pilgrim Village Sites (C915362 and C915363)
Date: Tuesday, March 1, 2022 9:58:25 AM

CAUTION: This email originated from outside of the organization.

Hi Jason,

I have reviewed BE3's requests dated 2/28/22 to import crusher run 2" stone and #1 stone from Holcim facility at 400 Hinman Road, Lockport NY to the Pilgrim Village Sites (C915362 and C915363). The proposed materials are acceptable to be used at these BCP sites.

Thanks,

Jaspal

From: Walia, Jaspal (DEC)
To: Jason Brydges
Subject: RE: Imported Stone from County Line Stone
Date: Friday, February 18, 2022 8:49:49 AM

CAUTION: This email originated from outside of the organization.

Hi Jason,

I have reviewed BE3's request dated 2/16/22 to import crusher run 2" stone from County Line Stone Co., Inc. facility at 4515 Crittenden Rd., Akron NY to the Pilgrim Village Sites (C915362 and C915363). The proposed material is acceptable to be used at these sites.

Thanks,

Jaspal

From: Jason Brydges <jbrydges@be3corp.com>
Sent: Wednesday, February 16, 2022 4:42 PM
To: Walia, Jaspal (DEC) <jaspal.walia@dec.ny.gov>
Subject: RE: Imported Stone from County Line Stone

ATTENTION: This email came from an external source. Do not open attachments or click on links from unknown senders or unexpected emails.

See attached. Be careful, as I did not change the file name and this is a fillable form. See edits on page 2 .

Jason M. Brydges, P.E. MS/MBA
President

BRYDGES ENGINEERING
IN ENVIRONMENT AND ENERGY, DPC

960 Busti Avenue, Suite B-150
Buffalo, New York, 14213

Office: 716.249.6880
Direct: 716.362.6533
Cell: 716.830.8636

be3corp.com

From: Walia, Jaspal (DEC) <jaspal.walia@dec.ny.gov>

Sent: Wednesday, February 16, 2022 4:12 PM
To: Jason Brydges <jbrydges@be3corp.com>
Subject: Re: Imported Stone from County Line Stone

CAUTION: This email originated from outside of the organization.

In addition to referring to the attachments, could you please also include the type of import material requested and name of facility supplying the material in the form? Thanks.

From: Jason Brydges <jbrydges@be3corp.com>
Sent: Wednesday, February 16, 2022 2:45 PM
To: Walia, Jaspal (DEC) <jaspal.walia@dec.ny.gov>; Libby Broderick <lbroderick@be3corp.com>
Subject: RE: Imported Stone from County Line Stone

ATTENTION: This email came from an external source. Do not open attachments or click on links from unknown senders or unexpected emails.

Hi Jaspal see attached for imported stone package. Please keep in mind that this is for BOTH pilgrim projects.

Jason M. Brydges, P.E. MS/MBA
President

BRYDGES ENGINEERING
IN ENVIRONMENT AND ENERGY, DPC

960 Busti Avenue, Suite B-150
Buffalo, New York, 14213

Office: 716.249.6880
Direct: 716.362.6533
Cell: 716.830.8636

be3corp.com

From: Walia, Jaspal (DEC) <jaspal.walia@dec.ny.gov>
Sent: Monday, February 14, 2022 3:13 PM
To: Jason Brydges <jbrydges@be3corp.com>; Libby Broderick <lbroderick@be3corp.com>
Subject: Re: Imported Stone from County Line Stone

CAUTION: This email originated from outside of the organization.

No, This is not a new requirement.

From: Jason Brydges <jbrydges@be3corp.com>
Sent: Monday, February 14, 2022 1:50 PM
To: Walia, Jaspal (DEC) <jaspal.walia@dec.ny.gov>; Libby Broderick <lbroderick@be3corp.com>
Subject: RE: Imported Stone from County Line Stone

ATTENTION: This email came from an external source. Do not open attachments or click on links from unknown senders or unexpected emails.

Jaspal, to our knowledge an imported material form for certified/quarried material does not require this form. Can you please confirm? Is this a new requirement?

Jason M. Brydges, P.E. MS/MBA
President

BRYDGES ENGINEERING
IN ENVIRONMENT AND ENERGY, DPC

960 Busti Avenue, Suite B-150
Buffalo, New York, 14213

Office: 716.249.6880
Direct: 716.362.6533
Cell: 716.830.8636

be3corp.com

From: Walia, Jaspal (DEC) <jaspal.walia@dec.ny.gov>
Sent: Monday, February 14, 2022 1:34 PM
To: Libby Broderick <lbroderick@be3corp.com>
Cc: Jason Brydges <jbrydges@be3corp.com>
Subject: RE: Imported Stone from County Line Stone

CAUTION: This email originated from outside of the organization.

Hi Lbby,

In addition to the attached letter from County Line, please submit the Request to Import fill form and attach the gradation data.
An example is attached.

Thanks,

Jaspal

From: Libby Broderick <lbroderick@be3corp.com>
Sent: Monday, February 14, 2022 12:47 PM
To: Walia, Jaspal (DEC) <jaspal.walia@dec.ny.gov>
Cc: Jason Brydges <jbrydges@be3corp.com>
Subject: FW: Imported Stone from County Line Stone

ATTENTION: This email came from an external source. Do not open attachments or click on links from unknown senders or unexpected emails.

Jaspal

The contractor intends to import aggregate to Pilgrim Family and Senior sites from County Line Stone. Attached is the letter from County Line certifying that this is clean virgin material. They will also be importing from Lafarge. I will forward that letter once I receive it.

Libby Broderick
Field Technician

BRYDGES ENGINEERING
IN ENVIRONMENT AND ENERGY, DPC
960 Busti Avenue, Suite B-150
Buffalo, New York, 14213

Office: 716.249.6880
Cell: 716.545.2143
be3corp.com

From: Barb Driskel <barb_d@kulbacksconstruction.com>
Sent: Monday, February 14, 2022 12:14:00 PM
To: Jason Brydges <jbrydges@be3corp.com>; Libby Broderick <lbroderick@be3corp.com>
Cc: fschreiber@kulbacks.com <fschreiber@kulbacks.com>
Subject: RE: Imported Stone

CAUTION: This email originated from outside of the organization.

Good afternoon.
Please find attached letter from County Line Stone.
I will forward letter from LaFarge when I receive it.
Thank you

Barb Driskel

Kulbacks, Inc.
2 Wendling Court
Lancaster, NY 14086

Executive Administrative Assistant
(716) 681-1600 (x-119) Telephone
(716) 681-2825 Fax

Email: barb@kulbacks.com
Website: www.kulbacks.com

This e-mail and any attachments may contain confidential information that might be proprietary or privileged to Kulback's, Inc. and/or any of its affiliates. If you have received this communication in error, please notify the sender either by e-mail or telephone (716.681.1600), and delete this message and any attachments immediately.

From: frank_s@kulbacksconstruction.com <frank_s@kulbacksconstruction.com>
Sent: Monday, February 14, 2022 10:52 AM
To: 'Barb Driskel' <barb@kulbacks.com>
Subject: FW: Imported Stone

Barb, Can you forward these certs, or can you check when we will receive them .

Thank you

From: Jason Brydges <jbrydges@be3corp.com>
Sent: Friday, February 11, 2022 3:28 PM
To: Libby Broderick <lbroderick@be3corp.com>; frank_s@kulbacksconstruction.com
Subject: RE: Imported Stone

Yes. Thanks Lib. Super important. Jaspal will not be happy if he sees that coming in with no certs.

Jason M. Brydges, P.E. MS/MBA
President

BRYDGES ENGINEERING
IN ENVIRONMENT AND ENERGY, DPC

960 Busti Avenue, Suite B-150
Buffalo, New York, 14213

Office: 716.249.6880
Direct: 716.362.6533
Cell: 716.830.8636

be3corp.com

From: Libby Broderick <lbroderick@be3corp.com>
Sent: Friday, February 11, 2022 2:17 PM
To: frank_s@kulbacksconstruction.com
Cc: Jason Brydges <jbrydges@be3corp.com>
Subject: Imported Stone

Frank

You have been receiving stone from Lafarge and County Line. We need to submit these quarries to the DEC. Can you ask the quarry to send you their documents? They should know what they are.

Libby Broderick

Field Technician

BE3 Corp.

960 Busti Avenue, Suite B-150

Buffalo, New York, 14213

Office: 716.249.6880

Cell: 716.545.2143

be3corp.com

NEW YORK STATE
DEPARTMENT OF ENVIRONMENTAL CONSERVATION

Request to Import/Reuse Fill or Soil

This form is based on the information required by DER-10, Section 5.4(e). Use of this form is not a substitute for reading the applicable Technical Guidance document.

SECTION 1 – SITE BACKGROUND

The allowable site use is: Unrestricted

Have Ecological Resources been identified? no

Is this soil originating from the site? no

How many cubic yards of soil will be imported/reused? >1000

If greater than 1000 cubic yards will be imported, enter volume to be imported: 11,525

SECTION 2 – MATERIAL OTHER THAN SOIL

Is the material to be imported gravel, rock or stone? yes

Does it contain less than 10%, by weight, material that would pass a size 80 sieve? yes

Is this virgin material from a permitted mine or quarry? yes

Is this material recycled concrete or brick from a DEC registered processing facility? no

SECTION 3 - SAMPLING

Provide a brief description of the number and type of samples collected in the space below:

Not applicable, see attached.

Example Text: 5 discrete samples were collected and analyzed for VOCs. 2 composite samples were collected and analyzed for SVOCs, Inorganics & PCBs/Pesticides.

If the material meets requirements of DER-10 section 5.4(e)5 (other material), no chemical testing needed.

SECTION 3 CONT'D - SAMPLING

Provide a brief written summary of the sampling results or attach evaluation tables (compare to DER-10, Appendix 5):

Please see attached

Example Text: Arsenic was detected up to 17 ppm in 1 (of 5) samples; the allowable level is 16 ppm.

If Ecological Resources have been identified use the "If Ecological Resources are Present" column in Appendix 5.

SECTION 4 – SOURCE OF FILL

Name of person providing fill and relationship to the source:

Eric Lukowski, Quality Contry Manager

Location where fill was obtained:

4515 Crittenden Road, Akron, NY 14001

Identification of any state or local approvals as a fill source:

NYSDEC, NYSDOT (see attached)

If no approvals are available, provide a brief history of the use of the property that is the fill source:

Provide a list of supporting documentation included with this request:

The imported material is crusher run 2" stone from County Line Stone Co., Inc. to be used as backfill at Former Pilgrim Village Apartments Site (C915362) and Former Pilgrim Village Senior Site (C915363).

The information provided on this form is accurate and complete.

Jesse Zientek Digitally signed by Jesse Zientek Date: 2022.02.16 12:22:41 -05'00'

Signature

2/16/2022

Date

Jesse Zientek

Print Name

BE3

Firm

County Line STONE CO., INC.

4515 CRITTENDEN ROAD, AKRON, N.Y. 14001

Phone 716-542-5435 **Fax 716-542-5442**

ALL SIZES CRUSHED STONE BITUMINOUS CONCRETE AGRICULTURAL LIME

Material Crusher Run 2" (CR2) **Date** 2/14/2022

Sieve	% Passing	Specification
4"(100mm)		
3"(75mm)		
2 1/2"(63mm)		
2"(50mm)	100	100
1 1/2"(37.5mm)		
1"(25mm)	76	
3/4"(19mm)		
5/8"(16.0mm)		
1/2"(12.5mm)	50	
3/8"(9.5mm)		
5/16 "(8.0mm)		
1/4"(6.3mm)	38	25-60
#4(4.75mm)		
1/8"(3.2mm)		
#10(2.0mm)		
#16(1.18mm)		
#20(850um)		
#30(600um)		
#40(425um)	11	5-40
#50(300um)		
#80(180um)	8	0-10
#100(150um)		
#200(75um)	5.5	
PAN		
TOTAL		

New York State Specifications

Size Designation	Screen Sizes											
	4"	3"	2 1/2"	2"	1 1/2"	1"	1/2"	1/4"	1/8"	No 40	No 80	No 200
Screenings							100	90-100				0-1.0
1B								100	90-100		0-15	0-1.0
1A							100	90-100	0-15			0-1.0
1ST							100	0-15				0-1.0
1						100	90-100	0-15				0-1.0
2					100	90-100	0-15					0-1.0
3A				100	90-100	0-15						0-0.7
3			100	90-100	35-70	0-15						0-0.7
4A		100	90-100		0-20							0-0.7
4	100	90-100		0-15								0-0.7
5	90-100	0-15										0-0.7
TYPE 1		100		90-100				30-65		5-40		0-10
TYPE 2				100				25-60		5-40		0-10
TYPE 3	100							30-75		5-40		0-10
TYPE 4				100				30-65		5-40		0-10

Comments:

Meet all requirements of NYSDOT Item No. 703-02

NYSDOT Source 5-7R

RT 77

RT 5

County Line STONE Co., Inc.

CRITTENDEN ROAD, P.O. BOX 150, AKRON, NEW YORK 14001

PHONE 716-542-5435 FAX 716-542-5442

ALL SIZES OF CRUSHED STONE BITUMINOUS CONCRETE AGRICULTURAL LIME

December 28, 2021

To whom it may concern,

This letter is to serve as notice that all of the aggregate produced and sold by County Line Stone Company in Akron, NY is free from any known contaminates or additives. Our Aggregate is produced by crushing the mineable virgin limestone from our Akron, NY Quarry. Water may be added to the product for dust control.

Regards,

Eric Lukowski, Quality Control Manager

ERIE COUNTY | GENESEE COUNTY

WYOMING COUNTY

PERMIT

Under the Environmental Conservation Law (ECL)

Permittee and Facility Information

Permit Issued To:
COUNTY LINE STONE CO INC
4515 CRITTENDEN RD
PO Box 150
AKRON, NY 14001-0150
(716) 542-5435

Facility:
COUNTY LINE STONE - AKRON QUARRY
COUNTY LINE RD SOUTH OF SCHURR RD
AKRON, NY 14001

Facility Location: in NEWSTEAD in ERIE COUNTY
Facility Principal Reference Point: NYTM-E: 217 NYTM-N: 4763.4
Latitude: 42°58'14.3" Longitude: 78°28'12.8"

Authorized Activity: This permit authorizes mining of a limestone quarry from a 366.5 acre permit term area within a 387 acre Life of Mine facility. Material extraction includes the use of blasting with onsite processing. The proposed project will impact approximately 11.2 acres of State Regulated Freshwater Wetland CR-29, and regulated 100 foot wide adjacent area of State Regulated Wetlands CR-29 and CR-30 (both Class 3), which are located to the east of Crittenden Road and south of the New York State Thruway I-90. As part of the wetland mitigation plan, a depleted sand and gravel pit, formerly operated by Pine Hill Materials Corp., and located northeast of the intersection of Siehl and Crittenden Roads, will be developed into a State regulated 13.98 acre created wetland within 35 acres of protected upland at that location. Under the wetland mitigation plan, there will also be 9 acres of wetland enhancement and 168 acres of wetland protection. At reclamation, the mine will be reclaimed to two connected lakes totaling about 305 acres.

Permit Authorizations

Mined Land Reclamation - Under Article 23, Title 27
Permit ID 9-1456-00004/00013 (Mined Land ID 90093)
Renewal Effective Date: 7/5/2018 Expiration Date: 7/4/2023

Freshwater Wetlands - Under Article 24
Permit ID 9-1456-00004/00017
Renewal Effective Date: 7/5/2018 Expiration Date: 7/4/2023

Water Quality Certification - Under Section 401 - Clean Water Act
Permit ID 9-1456-00004/00016
Renewal Effective Date: 7/5/2018 Expiration Date: 7/4/2023

RT 77
RT 5

County Line STONE Co., Inc.

4515 CRITTENDEN ROAD, AKRON, NEW YORK 14001

PHONE 716-542-5435 FAX 716-542-5442

ALL SIZES OF CRUSHED STONE BITUMINOUS CONCRETE AGRICULTURAL LIME

QM - Customer Maintenance Q21

Customer Number:	2710.349	Phone :	
Customer Name :	PILGRIM VILLAGE - FAMILY	Fax :	
Address Line 1 :	1100 MICHIGAN AVE., BUFFALO	Hauler :	N
Address Line 2 :	JOB# 2105	BT Plant:	
City,State,Zip :	NY 14086-	Def Unit:	TN
County :		Tax Code:	NYE 8.75%
Service Contact:		Phone :	
Late Charge :	no Created : 02/10/2022	Updated :	04/11/2022

Material Inquiry & Maintenance

Item Number	Item Description	Qty Ordered	Qty Delivered
c1	CR-1	0.00	130.43
C2	CR-2	0.00	257.81
S9	#3&4	0.00	125.34

ENTER: A-Add a New Item, C-Change Item Info, E-Exit

The totals for Pilgrim Village are above. If you have any questions please let me know.

Melissa Sedita
AR | Trucking
(716) 542-5435

ERIE COUNTY | GENESEE COUNTY
WYOMING COUNTY

CARMEN M. PARISO, INC. HIRED TRUCKS -

IMPORTED STONE FILL QUANTITIES FROM LAFARGE LOCKPORT (LL) QUARRY TO THE PILGRIM SITES

JOB	PROD	CUSTOMER	DATE	QUARRY	TONS	TICKET	BILL	HAULER
PILGRIM VILLAGE	CR2	KULBACKS	2/2/2022	LL	21.56	650838	715748558	BPT
PILGRIM VILLAGE	CR2	KULBACKS	2/2/2022	LL	21.66	650870	715748558	BPT
PILGRIM VILLAGE	CR2	KULBACKS	2/2/2022	LL	21.33	650893	715748558	BPT
PILGRIM VILLAGE	CR2	KULBACKS	2/2/2022	LL	21.8	650920	715748558	BPT
PILGRIM VILLAGE	CR2	KULBACKS	2/2/2022	LL	21.73	650951	715748558	BPT
PILGRIM VILLAGE	CR2	KULBACKS	2/2/2022	LL	21.16	650839	715748558	BPT
PILGRIM VILLAGE	CR2	KULBACKS	2/2/2022	LL	20.44	650863	715748558	BPT
PILGRIM VILLAGE	CR2	KULBACKS	2/2/2022	LL	20.54	650890	715748558	BPT
PILGRIM VILLAGE	CR2	KULBACKS	2/2/2022	LL	20.16	650929	715748558	BPT
PILGRIM VILLAGE	CR2	KULBACKS	2/7/2022	LL	21.83	650989	715756573	BPT
PILGRIM VILLAGE	CR2	KULBACKS	2/7/2022	LL	21.55	651009	715756573	BPT
PILGRIM VILLAGE	CR2	KULBACKS	2/7/2022	LL	21.91	651030	715756573	BPT
PILGRIM VILLAGE	CR2	KULBACKS	2/7/2022	LL	21.8	651046	715756573	BPT
PILGRIM VILLAGE	CR2	KULBACKS	2/7/2022	LL	21.73	651061	715756573	BPT
PILGRIM VILLAGE	CR2	KULBACKS	2/7/2022	LL	20.53	650990	715756573	BPT
PILGRIM VILLAGE	CR2	KULBACKS	2/7/2022	LL	20.38	651010	715756573	BPT
PILGRIM VILLAGE	CR2	KULBACKS	2/7/2022	LL	20.09	651029	715756573	BPT
PILGRIM VILLAGE	CR2	KULBACKS	2/7/2022	LL	20.12	651044	715756573	BPT
PILGRIM VILLAGE	CR2	KULBACKS	2/7/2022	LL	20.02	651059	715756573	BPT
PILGRIM VILLAGE	CR2	KULBACKS	2/9/2022	LL	20.79	651174	715763317	BPT
PILGRIM VILLAGE	CR2	KULBACKS	2/9/2022	LL	20.06	651190	715763317	BPT
PILGRIM VILLAGE	CR2	KULBACKS	2/9/2022	LL	20.89	651209	715763317	BPT
PILGRIM VILLAGE	CR2	KULBACKS	2/9/2022	LL	20.25	651230	715763317	BPT
PILGRIM VILLAGE	CR2	KULBACKS	2/9/2022	LL	21.89	651173	715763317	BPT
PILGRIM VILLAGE	CR2	KULBACKS	2/9/2022	LL	22.08	651193	715763317	BPT
PILGRIM VILLAGE	CR2	KULBACKS	2/9/2022	LL	22.09	651213	715763317	BPT
PILGRIM VILLAGE	CR2	KULBACKS	2/11/2022	LL	22.09	651411	715773905	PLI
PILGRIM VILLAGE	CR2	KULBACKS	2/14/2022	LL	22.41	651590	715777238	BPT
PILGRIM VILLAGE	CR2	KULBACKS	2/21/2022	LL	21.95	652090	715800440	PLI
PILGRIM VILLAGE	CR2	KULBACKS	2/21/2022	LL	22.43	652089	715800440	PLI
PILGRIM VILLAGE	ST34	KULBACKS	2/22/2022	LL	22.03	652241	715805188	NPW
PILGRIM VILLAGE	ST34	KULBACKS	2/22/2022	LL	21.19	652240	715805188	NPW
					Februrary Total (tons)		680.49	
PILGRIM VILLAGE	CR2	KULBACKS	3/8/2022	LL	20.48	653626	715858225	BPT
PILGRIM VILLAGE	CR2	KULBACKS	3/8/2022	LL	22.27	653624	715858225	NPW
PILGRIM VILLAGE	CR2	KULBACKS	3/8/2022	LL	20.84	653623	715858225	NPW
PILGRIM VILLAGE	ST34	KULBACKS	3/8/2022	LL	19.56	653666	715858225	PLI
PILGRIM VILLAGE	CR2	KULBACKS	3/9/2022	LL	22.56	653975	715862588	PLI
PILGRIM VILLAGE	ST34	KULBACKS	3/10/2022	LL	20.97	654012	715867121	BPT
PILGRIM VILLAGE	ST34	KULBACKS	3/10/2022	LL	21.43	654016	715867121	BPT
PILGRIM VILLAGE	ST34	KULBACKS	3/10/2022	LL	19.78	654019	715867121	JJ
PILGRIM VILLAGE	ST34	KULBACKS	3/10/2022	LL	16.46	654026	715867121	JJ
PILGRIM VILLAGE	ST34	KULBACKS	3/10/2022	LL	21.5	654035	715867121	NPW
PILGRIM VILLAGE	ST34	KULBACKS	3/10/2022	LL	22.62	653998	715867121	NPW
PILGRIM VILLAGE	ST34	KULBACKS	3/10/2022	LL	21.44	653997	715867121	NPW
PILGRIM VILLAGE	ST34	KULBACKS	3/10/2022	LL	23.32	654021	715867121	LLOYD
PILGRIM VILLAGE	CR2	KULBACKS	3/15/2022	LL	22.62	654862	715884544	PLI
PILGRIM VILLAGE	CR2	KULBACKS	3/15/2022	LL	22.15	654850	715884544	PLI
PILGRIM VILLAGE	CR2	KULBACKS	3/15/2022	LL	22.13	654851	715884544	PLI
PILGRIM VILLAGE	CR2	KULBACKS	3/15/2022	LL	21.01	654812	715884544	PLI
PILGRIM VILLAGE	CR2	KULBACKS	3/15/2022	LL	20.93	654852	715884544	PLI
PILGRIM VILLAGE	CR2	KULBACKS	3/15/2022	LL	22.13	654861	715884544	BPT
PILGRIM VILLAGE	CR2	KULBACKS	3/15/2022	LL	21.76	654846	715884544	BPT
PILGRIM VILLAGE	CR2	KULBACKS	3/15/2022	LL	21.18	654855	715884544	NPW
PILGRIM VILLAGE	CR2	KULBACKS	3/15/2022	LL	22.36	654871	715884544	NPW
PILGRIM VILLAGE	CR2	KULBACKS	3/15/2022	LL	21.23	654869	715884544	NPW
PILGRIM VILLAGE	CR2	KULBACKS	3/17/2022	LL	21.5	655193	715894996	BPT
PILGRIM VILLAGE	CR2	KULBACKS	3/17/2022	LL	22.19	655223	715894996	BPT
PILGRIM VILLAGE	CR2	KULBACKS	3/17/2022	LL	21.87	655174	715894996	BPT
PILGRIM VILLAGE	CR2	KULBACKS	3/17/2022	LL	22.14	655217	715894996	BPT
PILGRIM VILLAGE	CR2	KULBACKS	3/17/2022	LL	18.81	655201	715894996	JJ
PILGRIM VILLAGE	CR2	KULBACKS	3/17/2022	LL	20.79	655185	715894996	NPW
PILGRIM VILLAGE	CR2	KULBACKS	3/17/2022	LL	22.32	655194	715894996	NPW
PILGRIM VILLAGE	CR2	KULBACKS	3/17/2022	LL	22.09	655222	715894996	NPW
PILGRIM VILLAGE	CR2	KULBACKS	3/17/2022	LL	21.00	655227	715894996	NPW
PILGRIM VILLAGE	ST34	KULBACKS	3/17/2022	LL	22.19	655180	715894996	PLI

CARMEN M. PARISO, INC. HIRED TRUCKS -

PILGRIM VILLAGE	CR2	KULBACKS	3/24/2022	LL	20.79	656279	715924768	BPT
PILGRIM VILLAGE	CR2	KULBACKS	3/24/2022	LL	20.82	656340	715924768	BPT
PILGRIM VILLAGE	CR2	KULBACKS	3/25/2022	LL	39.22	656640	715950138	PLI
PILGRIM VILLAGE	CR2	KULBACKS	3/25/2022	LL	39.31	656681	715950138	PLI
PILGRIM VILLAGE	CR2	KULBACKS	3/25/2022	LL	39.00	656732	715950138	PLI
PILGRIM VILLAGE	CR2	KULBACKS	3/25/2022	LL	39.20	656786	715950138	PLI
PILGRIM VILLAGE	CR2	KULBACKS	3/25/2022	LL	38.52	656834	715950138	PLI
PILGRIM VILLAGE	CR2	KULBACKS	3/30/2022	LL	38.73	657092	715950139	PLI
PILGRIM VILLAGE	CR2	KULBACKS	3/30/2022	LL	38.72	657116	715950139	PLI
PILGRIM VILLAGE	CR2	KULBACKS	3/30/2022	LL	38.57	657157	715950139	PLI
PILGRIM VILLAGE	CR2	KULBACKS	3/30/2022	LL	38.22	657184	715950139	PLI
PILGRIM VILLAGE	CR2	KULBACKS	3/30/2022	LL	38.38	657225	715950139	PLI
PILGRIM VILLAGE	CR2	KULBACKS	3/30/2022	LL	39.27	657098	715950139	PLI
PILGRIM VILLAGE	CR2	KULBACKS	3/30/2022	LL	39.35	657122	715950139	PLI
PILGRIM VILLAGE	CR2	KULBACKS	3/30/2022	LL	39.18	657153	715950139	PLI
PILGRIM VILLAGE	CR2	KULBACKS	3/30/2022	LL	39.43	657190	715950139	PLI
PILGRIM VILLAGE	CR2	KULBACKS	3/30/2022	LL	38.84	657233	715950139	PLI
PILGRIM VILLAGE	CR6	KULBACKS	3/31/2022	LL	21.6	657462	715950139	SCHAFER
PILGRIM VILLAGE	CR6	KULBACKS	3/31/2022	LL	19.64	657469	715950139	BPT
PILGRIM VILLAGE	CR6	KULBACKS	3/31/2022	LL	21.35	657267	715950139	BTS
PILGRIM VILLAGE	CR6	KULBACKS	3/31/2022	LL	21.38	657302	715950139	BTS
PILGRIM VILLAGE	CR6	KULBACKS	3/31/2022	LL	20.96	657344	715950139	BTS
PILGRIM VILLAGE	CR6	KULBACKS	3/31/2022	LL	21.43	657394	715950139	BTS
PILGRIM VILLAGE	CR6	KULBACKS	3/31/2022	LL	22.41	657441	715950139	BTS
PILGRIM VILLAGE	CR6	KULBACKS	3/31/2022	LL	21.41	657417	715950139	PLI
PILGRIM VILLAGE	CR6	KULBACKS	3/31/2022	LL	21.06	657463	715950139	PLI
PILGRIM VILLAGE	CR6	KULBACKS	3/31/2022	LL	20.07	657433	715950139	PLI
PILGRIM VILLAGE	CR6	KULBACKS	3/31/2022	LL	22.77	657263	715950139	LLOYD
PILGRIM VILLAGE	CR6	KULBACKS	3/31/2022	LL	22.79	657299	715950139	LLOYD
PILGRIM VILLAGE	CR6	KULBACKS	3/31/2022	LL	22.32	657343	715950139	LLOYD
PILGRIM VILLAGE	CR6	KULBACKS	3/31/2022	LL	22.35	657393	715950139	LLOYD
PILGRIM VILLAGE	CR6	KULBACKS	3/31/2022	LL	21.85	657436	715950139	LLOYD
PILGRIM VILLAGE	CR6	KULBACKS	3/31/2022	LL	23.18	657395	715950139	LLOYD
PILGRIM VILLAGE	CR6	KULBACKS	3/31/2022	LL	23.07	657439	715950139	LLOYD
PILGRIM VILLAGE	CR2	KULBACKS	3/31/2022	LL	39.43	657274	715950139	PLI
PILGRIM VILLAGE	CR2	KULBACKS	3/31/2022	LL	39.46	657317	715950139	PLI
PILGRIM VILLAGE	CR2	KULBACKS	3/31/2022	LL	38.38	657366	715950139	PLI
PILGRIM VILLAGE	CR2	KULBACKS	3/31/2022	LL	39.42	657426	715950139	PLI
PILGRIM VILLAGE	CR2	KULBACKS	3/31/2022	LL	38.89	657468	715950139	PLI
PILGRIM VILLAGE	CR2	KULBACKS	3/31/2022	LL	38.87	657268	715950139	PLI
PILGRIM VILLAGE	CR2	KULBACKS	3/31/2022	LL	38.47	657305	715950139	PLI
PILGRIM VILLAGE	CR2	KULBACKS	3/31/2022	LL	39.04	657354	715950139	PLI
PILGRIM VILLAGE	CR2	KULBACKS	3/31/2022	LL	38.65	657412	715950139	PLI
PILGRIM VILLAGE	CR2	KULBACKS	3/31/2022	LL	38.35	657457	715950139	PLI
					March Total (tons)		2089.78	
PILGRIM VILLAGE	SCREEN	KULBACKS	4/1/2022	LL	22.26	657568	715962328	BPT
PILGRIM VILLAGE	SCREEN	KULBACKS	4/1/2022	LL	22.28	657607	715962328	BPT
PILGRIM VILLAGE	SCREEN	KULBACKS	4/1/2022	LL	21.05	657648	715962328	BPT
PILGRIM VILLAGE	SCREEN	KULBACKS	4/1/2022	LL	21.84	657550	715962328	BTS
PILGRIM VILLAGE	SCREEN	KULBACKS	4/1/2022	LL	21.64	657583	715962328	BTS
PILGRIM VILLAGE	SCREEN	KULBACKS	4/1/2022	LL	22.35	657617	715962328	BTS
PILGRIM VILLAGE	SCREEN	KULBACKS	4/1/2022	LL	22.95	657549	715962328	LLOYD
PILGRIM VILLAGE	SCREEN	KULBACKS	4/1/2022	LL	22.41	657582	715962328	LLOYD
PILGRIM VILLAGE	SCREEN	KULBACKS	4/1/2022	LL	23.37	657615	715962328	LLOYD
PILGRIM VILLAGE	CR6	KULBACKS	4/1/2022	LL	21.98	657479	715962328	BPT
PILGRIM VILLAGE	CR6	KULBACKS	4/1/2022	LL	21.82	657518	715962328	BPT
PILGRIM VILLAGE	CR6	KULBACKS	4/1/2022	LL	21.00	657480	715962328	BPT
PILGRIM VILLAGE	CR6	KULBACKS	4/1/2022	LL	20.48	657519	715962328	BPT
PILGRIM VILLAGE	CR6	KULBACKS	4/1/2022	LL	20.14	657560	715962328	BPT
PILGRIM VILLAGE	CR6	KULBACKS	4/1/2022	LL	20.11	657394	715962328	BPT
PILGRIM VILLAGE	CR6	KULBACKS	4/1/2022	LL	20.36	657635	715962328	BPT
PILGRIM VILLAGE	CR6	KULBACKS	4/1/2022	LL	21.02	657497	715962328	MARRAN
PILGRIM VILLAGE	CR6	KULBACKS	4/1/2022	LL	22.03	657527	715962328	MARRAN
PILGRIM VILLAGE	CR6	KULBACKS	4/1/2022	LL	21.70	657570	715962328	MARRAN
PILGRIM VILLAGE	CR6	KULBACKS	4/1/2022	LL	21.69	657606	715962328	MARRAN
PILGRIM VILLAGE	CR6	KULBACKS	4/1/2022	LL	21.62	657641	715962328	MARRAN
PILGRIM VILLAGE	CR6	KULBACKS	4/1/2022	LL	21.55	657495	715962328	QUIG
PILGRIM VILLAGE	CR6	KULBACKS	4/1/2022	LL	21.28	657520	715962328	QUIG
PILGRIM VILLAGE	CR6	KULBACKS	4/1/2022	LL	20.9	657558	715962328	QUIG

PILGRIM VILLAGE	CR6	KULBACKS	4/1/2022	LL	20.56	657591	715962328	QUIG
PILGRIM VILLAGE	CR6	KULBACKS	4/1/2022	LL	21.86	657626	715962328	QUIG
PILGRIM VILLAGE	CR6	KULBACKS	4/1/2022	LL	22.32	657476	715962328	BTS
PILGRIM VILLAGE	CR6	KULBACKS	4/1/2022	LL	22.52	657510	715962328	BTS
PILGRIM VILLAGE	CR6	KULBACKS	4/1/2022	LL	38.31	657494	715962328	PLI
PILGRIM VILLAGE	CR6	KULBACKS	4/1/2022	LL	37.76	657524	715962328	PLI
PILGRIM VILLAGE	CR6	KULBACKS	4/1/2022	LL	38.72	657569	715962328	PLI
PILGRIM VILLAGE	CR6	KULBACKS	4/1/2022	LL	37.71	657632	715962328	PLI
PILGRIM VILLAGE	CR6	KULBACKS	4/1/2022	LL	38.97	657496	715962328	PLI
PILGRIM VILLAGE	CR6	KULBACKS	4/1/2022	LL	38.87	657530	715962328	PLI
PILGRIM VILLAGE	CR6	KULBACKS	4/1/2022	LL	39.49	657573	715962328	PLI
PILGRIM VILLAGE	CR6	KULBACKS	4/1/2022	LL	38.39	657608	715962328	PLI
PILGRIM VILLAGE	CR6	KULBACKS	4/1/2022	LL	39.69	657647	715962328	PLI
PILGRIM VILLAGE	CR6	KULBACKS	4/1/2022	LL	23.46	657619	715962328	LLOYD
PILGRIM VILLAGE	CR6	KULBACKS	4/1/2022	LL	23.09	657584	715962328	LLOYD
PILGRIM VILLAGE	CR6	KULBACKS	4/1/2022	LL	22.3	657474	715962328	LLOYD
PILGRIM VILLAGE	CR6	KULBACKS	4/1/2022	LL	22.86	657509	715962328	LLOYD
PILGRIM VILLAGE	CR6	KULBACKS	4/4/2022	LL	21.37	657657	715967563	BPT
PILGRIM VILLAGE	CR6	KULBACKS	4/4/2022	LL	21.13	657684	715967563	BPT
PILGRIM VILLAGE	CR6	KULBACKS	4/4/2022	LL	22.04	657724	715967563	BPT
PILGRIM VILLAGE	CR6	KULBACKS	4/4/2022	LL	22.19	657768	715971858	BPT
PILGRIM VILLAGE	CR6	KULBACKS	4/4/2022	LL	21.79	657655	715967563	BTS
PILGRIM VILLAGE	CR6	KULBACKS	4/4/2022	LL	22.23	657681	715967563	BTS
PILGRIM VILLAGE	CR6	KULBACKS	4/4/2022	LL	21.41	657714	715967563	BTS
PILGRIM VILLAGE	CR6	KULBACKS	4/4/2022	LL	22.28	657748	715971858	BTS
PILGRIM VILLAGE	CR6	KULBACKS	4/4/2022	LL	21.17	657670	715967563	PLI
PILGRIM VILLAGE	CR6	KULBACKS	4/4/2022	LL	21.54	657704	715967563	PLI
PILGRIM VILLAGE	CR6	KULBACKS	4/4/2022	LL	21.98	657737	715967563	PLI
PILGRIM VILLAGE	CR6	KULBACKS	4/4/2022	LL	21.26	657777	715971858	PLI
PILGRIM VILLAGE	CR6	KULBACKS	4/4/2022	LL	21.46	657816	715971858	PLI
PILGRIM VILLAGE	CR6	KULBACKS	4/4/2022	LL	21.83	657743	715971858	PLI
PILGRIM VILLAGE	CR6	KULBACKS	4/4/2022	LL	22.11	657654	715967563	PLI
PILGRIM VILLAGE	CR6	KULBACKS	4/4/2022	LL	21.28	657677	715967563	PLI
PILGRIM VILLAGE	CR6	KULBACKS	4/4/2022	LL	22.11	657712	715967563	PLI
PILGRIM VILLAGE	CR6	KULBACKS	4/4/2022	LL	22.09	657747	715971858	PLI
PILGRIM VILLAGE	CR2	KULBACKS	4/4/2022	LL	38.32	657661	715967563	PLI
PILGRIM VILLAGE	CR2	KULBACKS	4/4/2022	LL	38.43	657691	715967563	PLI
PILGRIM VILLAGE	CR2	KULBACKS	4/4/2022	LL	38.39	657734	715967563	PLI
PILGRIM VILLAGE	CR2	KULBACKS	4/4/2022	LL	37.97	657776	715967563	PLI
PILGRIM VILLAGE	CR2	KULBACKS	4/4/2022	LL	38.62	657818	715967563	PLI
PILGRIM VILLAGE	CR2	KULBACKS	4/4/2022	LL	39.39	657662	715967563	PLI
PILGRIM VILLAGE	CR2	KULBACKS	4/4/2022	LL	39.10	657689	715967563	PLI
PILGRIM VILLAGE	CR2	KULBACKS	4/4/2022	LL	39.28	657730	715967563	PLI
PILGRIM VILLAGE	CR2	KULBACKS	4/4/2022	LL	39.12	657774	715967563	PLI
PILGRIM VILLAGE	CR2	KULBACKS	4/4/2022	LL	39.11	657817	715967563	PLI
PILGRIM VILLAGE	SCREEN	KULBACKS	4/12/2022	LL	20.47	658942	715998479	BRENON
PILGRIM VILLAGE	SCREEN	KULBACKS	4/12/2022	LL	20.21	658986	715998479	BRENON
PILGRIM VILLAGE	SCREEN	KULBACKS	4/12/2022	LL	19.31	659039	715998479	BRENON
PILGRIM VILLAGE	SCREEN	KULBACKS	4/12/2022	LL	19.24	659108	715998479	BRENON
PILGRIM VILLAGE	SCREEN	KULBACKS	4/12/2022	LL	20.04	659164	715998479	BRENON
PILGRIM VILLAGE	SCREEN	KULBACKS	4/12/2022	LL	21.23	658941	715998479	BRENON
PILGRIM VILLAGE	SCREEN	KULBACKS	4/12/2022	LL	21.19	658977	715998479	BRENON
PILGRIM VILLAGE	SCREEN	KULBACKS	4/12/2022	LL	19.18	659037	715998479	BRENON
PILGRIM VILLAGE	SCREEN	KULBACKS	4/12/2022	LL	19.47	659107	715998479	BRENON
PILGRIM VILLAGE	SCREEN	KULBACKS	4/12/2022	LL	20.23	659158	715998479	BRENON
PILGRIM VILLAGE	SCREEN	KULBACKS	4/12/2022	LL	19.78	658935	715998479	NPW
PILGRIM VILLAGE	SCREEN	KULBACKS	4/12/2022	LL	19.87	658974	715998479	NPW
PILGRIM VILLAGE	SCREEN	KULBACKS	4/12/2022	LL	18.12	659036	715998479	NPW
PILGRIM VILLAGE	SCREEN	KULBACKS	4/12/2022	LL	19.46	659101	715998479	NPW
PILGRIM VILLAGE	SCREEN	KULBACKS	4/12/2022	LL	20.33	658939	715998479	NPW
PILGRIM VILLAGE	SCREEN	KULBACKS	4/12/2022	LL	19.94	658975	715998479	NPW
PILGRIM VILLAGE	SCREEN	KULBACKS	4/12/2022	LL	18.32	659035	715998479	NPW
PILGRIM VILLAGE	SCREEN	KULBACKS	4/12/2022	LL	19.45	659096	715998479	NPW
PILGRIM VILLAGE	SCREEN	KULBACKS	4/12/2022	LL	19.53	659156	715998479	NPW
PILGRIM VILLAGE	SCREEN	KULBACKS	4/12/2022	LL	21.46	659162	715998479	NPW
PILGRIM VILLAGE	SCREEN	KULBACKS	4/12/2022	LL	19.23	659114	715998479	NPW
PILGRIM VILLAGE	SCREEN	KULBACKS	4/12/2022	LL	20.13	659166	715998479	NPW
PILGRIM VILLAGE	SCREEN	KULBACKS	4/12/2022	LL	21.18	658934	715998479	MARRAN
PILGRIM VILLAGE	SCREEN	KULBACKS	4/12/2022	LL	21.09	658968	715998479	MARRAN

PILGRIM VILLAGE	SCREEN	KULBACKS	4/12/2022	LL	20.05	659033	715998479	MARRAN
PILGRIM VILLAGE	SCREEN	KULBACKS	4/12/2022	LL	21.16	659152	715998479	MARRAN
PILGRIM VILLAGE	SCREEN	KULBACKS	4/12/2022	LL	20.00	659093	715998479	MARRAN
PILGRIM VILLAGE	SCREEN	KULBACKS	4/12/2022	LL	20.27	658929	715998479	JEFFORDS
PILGRIM VILLAGE	SCREEN	KULBACKS	4/12/2022	LL	20.01	658966	715998479	JEFFORDS
PILGRIM VILLAGE	SCREEN	KULBACKS	4/12/2022	LL	19.00	659031	715998479	JEFFORDS
PILGRIM VILLAGE	SCREEN	KULBACKS	4/12/2022	LL	18.74	659089	715998479	JEFFORDS
PILGRIM VILLAGE	SCREEN	KULBACKS	4/12/2022	LL	19.96	659157	715998479	JEFFORDS
PILGRIM VILLAGE	SCREEN	KULBACKS	4/12/2022	LL	21.59	658943	715998479	SILVER
PILGRIM VILLAGE	SCREEN	KULBACKS	4/12/2022	LL	21.27	658988	715998479	SILVER
PILGRIM VILLAGE	SCREEN	KULBACKS	4/12/2022	LL	18.95	659040	715998479	SILVER
PILGRIM VILLAGE	SCREEN	KULBACKS	4/12/2022	LL	20.51	659111	715998479	SILVER
PILGRIM VILLAGE	SCREEN	KULBACKS	4/13/2022	LL	19.65	659205	716001242	BRENON
PILGRIM VILLAGE	SCREEN	KULBACKS	4/13/2022	LL	20.33	659270	716001242	BRENON
PILGRIM VILLAGE	SCREEN	KULBACKS	4/13/2022	LL	20.32	659329	716001242	BRENON
PILGRIM VILLAGE	SCREEN	KULBACKS	4/13/2022	LL	21.63	659381	716001242	BRENON
PILGRIM VILLAGE	SCREEN	KULBACKS	4/13/2022	LL	21.78	659439	716001242	BRENON
PILGRIM VILLAGE	SCREEN	KULBACKS	4/13/2022	LL	22.31	659204	716001242	BRENON
PILGRIM VILLAGE	SCREEN	KULBACKS	4/13/2022	LL	21.68	659264	716001242	BRENON
PILGRIM VILLAGE	SCREEN	KULBACKS	4/13/2022	LL	21.88	659321	716001242	BRENON
PILGRIM VILLAGE	SCREEN	KULBACKS	4/13/2022	LL	22.49	649378	716001242	BRENON
PILGRIM VILLAGE	SCREEN	KULBACKS	4/13/2022	LL	22.11	659436	716001242	BRENON
PILGRIM VILLAGE	SCREEN	KULBACKS	4/13/2022	LL	21.04	659493	716001242	BRENON
PILGRIM VILLAGE	SCREEN	KULBACKS	4/13/2022	LL	20.25	659194	716001242	NPW
PILGRIM VILLAGE	SCREEN	KULBACKS	4/13/2022	LL	20.13	659257	716001242	NPW
PILGRIM VILLAGE	SCREEN	KULBACKS	4/13/2022	LL	20.46	659371	716001242	NPW
PILGRIM VILLAGE	SCREEN	KULBACKS	4/13/2022	LL	20.49	659366	716001242	NPW
PILGRIM VILLAGE	SCREEN	KULBACKS	4/13/2022	LL	20.58	659424	716001242	NPW
PILGRIM VILLAGE	SCREEN	KULBACKS	4/13/2022	LL	17.65	659485	716001242	NPW
PILGRIM VILLAGE	SCREEN	KULBACKS	4/13/2022	LL	20.09	659206	716001242	NPW
PILGRIM VILLAGE	SCREEN	KULBACKS	4/13/2022	LL	16.82	659266	716001242	NPW
PILGRIM VILLAGE	SCREEN	KULBACKS	4/13/2022	LL	20.01	659319	716001242	NPW
PILGRIM VILLAGE	SCREEN	KULBACKS	4/13/2022	LL	19.38	659375	716001242	NPW
PILGRIM VILLAGE	SCREEN	KULBACKS	4/13/2022	LL	19.56	659433	716001242	NPW
PILGRIM VILLAGE	SCREEN	KULBACKS	4/13/2022	LL	19.61	659200	716001242	NPW
PILGRIM VILLAGE	SCREEN	KULBACKS	4/13/2022	LL	18.14	659260	716001242	NPW
PILGRIM VILLAGE	SCREEN	KULBACKS	4/13/2022	LL	20.33	659314	716001242	NPW
PILGRIM VILLAGE	SCREEN	KULBACKS	4/13/2022	LL	20.26	659370	716001242	NPW
PILGRIM VILLAGE	SCREEN	KULBACKS	4/13/2022	LL	20.69	659428	716001242	NPW
PILGRIM VILLAGE	SCREEN	KULBACKS	4/13/2022	LL	19.44	659492	716001242	NPW
PILGRIM VILLAGE	SCREEN	KULBACKS	4/13/2022	LL	22.97	659201	716001242	LLOYD
PILGRIM VILLAGE	SCREEN	KULBACKS	4/13/2022	LL	21.39	659263	716001242	LLOYD
PILGRIM VILLAGE	SCREEN	KULBACKS	4/13/2022	LL	22.56	659334	716001242	LLOYD
PILGRIM VILLAGE	SCREEN	KULBACKS	4/13/2022	LL	21.37	659384	716001242	LLOYD
PILGRIM VILLAGE	SCREEN	KULBACKS	4/13/2022	LL	21.86	659441	716001242	LLOYD
PILGRIM VILLAGE	SCREEN	KULBACKS	4/13/2022	LL	20.94	649495	716001242	LLOYD
PILGRIM VILLAGE	SCREEN	KULBACKS	4/13/2022	LL	22.41	659202	716001242	LLOYD
PILGRIM VILLAGE	SCREEN	KULBACKS	4/13/2022	LL	23.06	659265	716001242	LLOYD
PILGRIM VILLAGE	SCREEN	KULBACKS	4/13/2022	LL	22.32	659347	716001242	LLOYD
PILGRIM VILLAGE	SCREEN	KULBACKS	4/13/2022	LL	23.27	659411	716001242	LLOYD
PILGRIM VILLAGE	SCREEN	KULBACKS	4/13/2022	LL	22.73	659471	716001242	LLOYD
PILGRIM VILLAGE	SCREEN	KULBACKS	4/13/2022	LL	22.76	659359	716001242	LLOYD
PILGRIM VILLAGE	SCREEN	KULBACKS	4/13/2022	LL	23.2	659431	716001242	LLOYD
PILGRIM VILLAGE	SCREEN	KULBACKS	4/13/2022	LL	21.25	659494	716001242	LLOYD
PILGRIM VILLAGE	SCREEN	KULBACKS	4/13/2022	LL	18.23	659250	716001242	MARRAN
PILGRIM VILLAGE	SCREEN	KULBACKS	4/13/2022	LL	20.83	659309	716001242	MARRAN
PILGRIM VILLAGE	SCREEN	KULBACKS	4/13/2022	LL	20.65	659368	716001242	MARRAN
PILGRIM VILLAGE	SCREEN	KULBACKS	4/13/2022	LL	21.47	659426	716001242	MARRAN
PILGRIM VILLAGE	SCREEN	KULBACKS	4/13/2022	LL	20.83	659486	716001242	MARRAN
PILGRIM VILLAGE	SCREEN	KULBACKS	4/14/2022	LL	20.57	659517	716006982	BPT
PILGRIM VILLAGE	SCREEN	KULBACKS	4/14/2022	LL	20.29	659568	716006982	BPT
PILGRIM VILLAGE	SCREEN	KULBACKS	4/14/2022	LL	18.8	659622	716006982	BPT
PILGRIM VILLAGE	SCREEN	KULBACKS	4/14/2022	LL	19.44	659691	716006982	BPT
PILGRIM VILLAGE	SCREEN	KULBACKS	4/14/2022	LL	18.9	659762	716006982	BPT
PILGRIM VILLAGE	SCREEN	KULBACKS	4/14/2022	LL	20.54	659830	716006982	BPT
PILGRIM VILLAGE	SCREEN	KULBACKS	4/14/2022	LL	21.01	659677	716006982	PLI
PILGRIM VILLAGE	SCREEN	KULBACKS	4/14/2022	LL	22.44	659748	716006982	PLI
PILGRIM VILLAGE	SCREEN	KULBACKS	4/14/2022	LL	21.79	659806	716006982	PLI
PILGRIM VILLAGE	SCREEN	KULBACKS	4/14/2022	LL	21.98	659508	716006982	PLI

PILGRIM VILLAGE	SCREEN	KULBACKS	4/14/2022	LL	22.22	659544	716006982	PLI
PILGRIM VILLAGE	SCREEN	KULBACKS	4/14/2022	LL	20.4	659599	716006982	PLI
PILGRIM VILLAGE	SCREEN	KULBACKS	4/14/2022	LL	20.56	659659	716006982	PLI
PILGRIM VILLAGE	SCREEN	KULBACKS	4/14/2022	LL	21.85	659731	716006982	PLI
PILGRIM VILLAGE	SCREEN	KULBACKS	4/14/2022	LL	22.15	659798	716006982	PLI
PILGRIM VILLAGE	SCREEN	KULBACKS	4/14/2022	LL	20.85	659532	716006982	SCHAFER
PILGRIM VILLAGE	SCREEN	KULBACKS	4/14/2022	LL	19.92	659580	716006982	SCHAFER
PILGRIM VILLAGE	SCREEN	KULBACKS	4/14/2022	LL	19.61	659650	716006982	SCHAFER
PILGRIM VILLAGE	SCREEN	KULBACKS	4/14/2022	LL	20.39	659719	716006982	SCHAFER
PILGRIM VILLAGE	SCREEN	KULBACKS	4/14/2022	LL	21.48	659785	716006982	SCHAFER
PILGRIM VILLAGE	SCREEN	KULBACKS	4/14/2022	LL	21.46	659849	716006982	SCHAFER
PILGRIM VILLAGE	SCREEN	KULBACKS	4/14/2022	LL	21.89	659826	716006982	SCHAFER
PILGRIM VILLAGE	SCREEN	KULBACKS	4/14/2022	LL	20.00	659536	716006982	CIMATO
PILGRIM VILLAGE	SCREEN	KULBACKS	4/14/2022	LL	20.25	659595	716006982	CIMATO
PILGRIM VILLAGE	SCREEN	KULBACKS	4/14/2022	LL	20.57	659657	716006982	CIMATO
PILGRIM VILLAGE	SCREEN	KULBACKS	4/14/2022	LL	20.87	659730	716006982	CIMATO
PILGRIM VILLAGE	SCREEN	KULBACKS	4/14/2022	LL	19.5	659797	716006982	CIMATO
PILGRIM VILLAGE	SCREEN	KULBACKS	4/14/2022	LL	21.63	659852	716006982	CIMATO
PILGRIM VILLAGE	SCREEN	KULBACKS	4/14/2022	LL	21.64	659509	716006982	NPW
PILGRIM VILLAGE	SCREEN	KULBACKS	4/14/2022	LL	21.39	659551	716006982	NPW
PILGRIM VILLAGE	SCREEN	KULBACKS	4/14/2022	LL	20.86	659603	716006982	NPW
PILGRIM VILLAGE	SCREEN	KULBACKS	4/14/2022	LL	21.8	659664	716006982	NPW
PILGRIM VILLAGE	SCREEN	KULBACKS	4/14/2022	LL	22.35	659737	716006982	NPW
PILGRIM VILLAGE	SCREEN	KULBACKS	4/14/2022	LL	21.65	659803	716006982	NPW
PILGRIM VILLAGE	SCREEN	KULBACKS	4/14/2022	LL	20.65	659499	716006982	NPW
PILGRIM VILLAGE	SCREEN	KULBACKS	4/14/2022	LL	20.56	659539	716006982	NPW
PILGRIM VILLAGE	SCREEN	KULBACKS	4/14/2022	LL	19.73	659581	716006982	NPW
PILGRIM VILLAGE	SCREEN	KULBACKS	4/14/2022	LL	20.13	659652	716006982	NPW
PILGRIM VILLAGE	SCREEN	KULBACKS	4/14/2022	LL	17.73	659788	716006982	NPW
PILGRIM VILLAGE	SCREEN	KULBACKS	4/14/2022	LL	20.86	659788	716006982	NPW
PILGRIM VILLAGE	SCREEN	KULBACKS	4/14/2022	LL	18.2	659516	716006982	NPW
PILGRIM VILLAGE	SCREEN	KULBACKS	4/14/2022	LL	18.21	659554	716006982	NPW
PILGRIM VILLAGE	SCREEN	KULBACKS	4/14/2022	LL	19.11	659605	716006982	NPW
PILGRIM VILLAGE	SCREEN	KULBACKS	4/14/2022	LL	20.42	659663	716006982	NPW
PILGRIM VILLAGE	SCREEN	KULBACKS	4/14/2022	LL	20.23	659738	716006982	NPW
PILGRIM VILLAGE	SCREEN	KULBACKS	4/14/2022	LL	19.18	659804	716006982	NPW
PILGRIM VILLAGE	SCREEN	KULBACKS	4/14/2022	LL	23.36	659522	716006982	LLOYD
PILGRIM VILLAGE	SCREEN	KULBACKS	4/14/2022	LL	22.05	659559	716006982	LLOYD
PILGRIM VILLAGE	SCREEN	KULBACKS	4/14/2022	LL	21.43	659614	716006982	LLOYD
PILGRIM VILLAGE	SCREEN	KULBACKS	4/14/2022	LL	23.35	659668	716006982	LLOYD
PILGRIM VILLAGE	SCREEN	KULBACKS	4/14/2022	LL	23.41	659743	716006982	LLOYD
PILGRIM VILLAGE	SCREEN	KULBACKS	4/14/2022	LL	22.71	659809	716006982	LLOYD
PILGRIM VILLAGE	SCREEN	KULBACKS	4/14/2022	LL	22.99	659496	716006982	LLOYD
PILGRIM VILLAGE	SCREEN	KULBACKS	4/14/2022	LL	21.71	659539	716006982	LLOYD
PILGRIM VILLAGE	SCREEN	KULBACKS	4/14/2022	LL	21.18	659587	716006982	LLOYD
PILGRIM VILLAGE	SCREEN	KULBACKS	4/14/2022	LL	20.2	659651	716006982	LLOYD
PILGRIM VILLAGE	SCREEN	KULBACKS	4/14/2022	LL	22.71	659717	716006982	LLOYD
PILGRIM VILLAGE	SCREEN	KULBACKS	4/14/2022	LL	22.6	659781	716006982	LLOYD
PILGRIM VILLAGE	SCREEN	KULBACKS	4/14/2022	LL	22.74	659845	716006982	LLOYD
PILGRIM VILLAGE	SCREEN	KULBACKS	4/14/2022	LL	20.64	659558	716006982	MARRAN
PILGRIM VILLAGE	SCREEN	KULBACKS	4/14/2022	LL	20.75	659615	716006982	MARRAN
PILGRIM VILLAGE	SCREEN	KULBACKS	4/14/2022	LL	20.64	659675	716006982	MARRAN
PILGRIM VILLAGE	SCREEN	KULBACKS	4/14/2022	LL	22.1	659675	716006982	MARRAN
PILGRIM VILLAGE	SCREEN	KULBACKS	4/14/2022	LL	22.1	659757	716006982	MARRAN
PILGRIM VILLAGE	SCREEN	KULBACKS	4/14/2022	LL	22.62	659504	716006982	BRENON
PILGRIM VILLAGE	SCREEN	KULBACKS	4/14/2022	LL	20.43	659541	716006982	BRENON
PILGRIM VILLAGE	SCREEN	KULBACKS	4/14/2022	LL	21.51	659592	716006982	BRENON
PILGRIM VILLAGE	SCREEN	KULBACKS	4/14/2022	LL	21.97	659656	716006982	BRENON
PILGRIM VILLAGE	SCREEN	KULBACKS	4/14/2022	LL	22.09	659734	716006982	BRENON
PILGRIM VILLAGE	SCREEN	KULBACKS	4/14/2022	LL	23.03	659784	716006982	BRENON
PILGRIM VILLAGE	SCREEN	KULBACKS	4/14/2022	LL	21.82	659847	716006982	BRENON
PILGRIM VILLAGE	SCREEN	KULBACKS	4/14/2022	LL	21.06	659512	716006982	BRENON
PILGRIM VILLAGE	SCREEN	KULBACKS	4/14/2022	LL	20.95	659553	716006982	BRENON
PILGRIM VILLAGE	SCREEN	KULBACKS	4/14/2022	LL	20.46	659609	716006982	BRENON
PILGRIM VILLAGE	SCREEN	KULBACKS	4/14/2022	LL	20.41	659670	716006982	BRENON
PILGRIM VILLAGE	SCREEN	KULBACKS	4/14/2022	LL	21.62	659745	716006982	BRENON
PILGRIM VILLAGE	SCREEN	KULBACKS	4/14/2022	LL	20.93	659811	716006982	BRENON
PILGRIM VILLAGE	SCREEN	KULBACKS	4/15/2022	LL	21.6	659820	716016158	BPT
PILGRIM VILLAGE	SCREEN	KULBACKS	4/15/2022	LL	19.7	659921	716016158	BPT

PILGRIM VILLAGE	SCREEN	KULBACKS	4/15/2022	LL	19.63	659985	716016158	BPT
PILGRIM VILLAGE	SCREEN	KULBACKS	4/15/2022	LL	20.19	660042	716016158	BPT
PILGRIM VILLAGE	SCREEN	KULBACKS	4/15/2022	LL	19.88	660099	716016158	BPT
PILGRIM VILLAGE	SCREEN	KULBACKS	4/15/2022	LL	20.21	659886	716016158	SCHAFER
PILGRIM VILLAGE	SCREEN	KULBACKS	4/15/2022	LL	20.79	659945	716016158	SCHAFER
PILGRIM VILLAGE	SCREEN	KULBACKS	4/15/2022	LL	20.65	660008	716016158	SCHAFER
PILGRIM VILLAGE	SCREEN	KULBACKS	4/15/2022	LL	20.47	660071	716016158	SCHAFER
PILGRIM VILLAGE	SCREEN	KULBACKS	4/15/2022	LL	20.54	659888	716016158	SCHAFER
PILGRIM VILLAGE	SCREEN	KULBACKS	4/15/2022	LL	21.05	659930	716016158	SCHAFER
PILGRIM VILLAGE	SCREEN	KULBACKS	4/15/2022	LL	21.04	659987	716016158	SCHAFER
PILGRIM VILLAGE	SCREEN	KULBACKS	4/15/2022	LL	21.55	660044	716016158	SCHAFER
PILGRIM VILLAGE	SCREEN	KULBACKS	4/15/2022	LL	20.91	660101	716016158	SCHAFER
PILGRIM VILLAGE	SCREEN	KULBACKS	4/15/2022	LL	21.9	659891	716016158	SCHAFER
PILGRIM VILLAGE	SCREEN	KULBACKS	4/15/2022	LL	21.58	659947	716016158	SCHAFER
PILGRIM VILLAGE	SCREEN	KULBACKS	4/15/2022	LL	20.88	660016	716016158	SCHAFER
PILGRIM VILLAGE	SCREEN	KULBACKS	4/15/2022	LL	21.34	660069	716016158	SCHAFER
PILGRIM VILLAGE	SCREEN	KULBACKS	4/15/2022	LL	20.92	659889	716016158	CIMATO
PILGRIM VILLAGE	SCREEN	KULBACKS	4/15/2022	LL	20.13	659938	716016158	CIMATO
PILGRIM VILLAGE	SCREEN	KULBACKS	4/15/2022	LL	19.83	660005	716016158	CIMATO
PILGRIM VILLAGE	SCREEN	KULBACKS	4/15/2022	LL	21.2	660052	716016158	CIMATO
PILGRIM VILLAGE	SCREEN	KULBACKS	4/15/2022	LL	23.03	659866	716016158	BRENON
PILGRIM VILLAGE	SCREEN	KULBACKS	4/15/2022	LL	22.44	659908	716016158	BRENON
PILGRIM VILLAGE	SCREEN	KULBACKS	4/15/2022	LL	21.58	659967	716016158	BRENON
PILGRIM VILLAGE	SCREEN	KULBACKS	4/15/2022	LL	22.77	660028	716016158	BRENON
PILGRIM VILLAGE	SCREEN	KULBACKS	4/15/2022	LL	22.84	660081	716016158	BRENON
PILGRIM VILLAGE	SCREEN	KULBACKS	4/15/2022	LL	20.71	659878	716016158	NPW
PILGRIM VILLAGE	SCREEN	KULBACKS	4/15/2022	LL	20.74	659918	716016158	NPW
PILGRIM VILLAGE	SCREEN	KULBACKS	4/15/2022	LL	19.79	659976	716016158	NPW
PILGRIM VILLAGE	SCREEN	KULBACKS	4/15/2022	LL	19.86	660032	716016158	NPW
PILGRIM VILLAGE	SCREEN	KULBACKS	4/15/2022	LL	19.22	660088	716016158	NPW
PILGRIM VILLAGE	SCREEN	KULBACKS	4/15/2022	LL	22.06	659871	716016158	NPW
PILGRIM VILLAGE	SCREEN	KULBACKS	4/15/2022	LL	22.03	659913	716016158	NPW
PILGRIM VILLAGE	SCREEN	KULBACKS	4/15/2022	LL	21.57	659978	716016158	NPW
PILGRIM VILLAGE	SCREEN	KULBACKS	4/15/2022	LL	20.98	660035	716016158	NPW
PILGRIM VILLAGE	SCREEN	KULBACKS	4/15/2022	LL	21.27	660090	716016158	NPW
PILGRIM VILLAGE	SCREEN	KULBACKS	4/15/2022	LL	20.15	659873	716016158	NPW
PILGRIM VILLAGE	SCREEN	KULBACKS	4/15/2022	LL	19.9	659917	716016158	NPW
PILGRIM VILLAGE	SCREEN	KULBACKS	4/15/2022	LL	20.05	659974	716016158	NPW
PILGRIM VILLAGE	SCREEN	KULBACKS	4/15/2022	LL	19.29	660033	716016158	NPW
PILGRIM VILLAGE	SCREEN	KULBACKS	4/15/2022	LL	19.28	660086	716016158	NPW
PILGRIM VILLAGE	SCREEN	KULBACKS	4/15/2022	LL	22.55	659868	716016158	LLOYD
PILGRIM VILLAGE	SCREEN	KULBACKS	4/15/2022	LL	23.04	659910	716016158	LLOYD
PILGRIM VILLAGE	SCREEN	KULBACKS	4/15/2022	LL	22.67	659970	716016158	LLOYD
PILGRIM VILLAGE	SCREEN	KULBACKS	4/15/2022	LL	23.15	660029	716016158	LLOYD
PILGRIM VILLAGE	SCREEN	KULBACKS	4/15/2022	LL	22.31	660082	716016158	LLOYD
PILGRIM VILLAGE	SCREEN	KULBACKS	4/15/2022	LL	20.37	659892	716016158	MARRAN
PILGRIM VILLAGE	SCREEN	KULBACKS	4/15/2022	LL	21.04	659943	716016158	MARRAN
PILGRIM VILLAGE	SCREEN	KULBACKS	4/15/2022	LL	20.88	660010	716016158	MARRAN
PILGRIM VILLAGE	SCREEN	KULBACKS	4/15/2022	LL	21.45	660074	716016158	MARRAN
PILGRIM VILLAGE	SCREEN	KULBACKS	4/15/2022	LL	19.98	659876	716016158	JEFFORDS
PILGRIM VILLAGE	SCREEN	KULBACKS	4/15/2022	LL	19.96	659926	716016158	JEFFORDS
PILGRIM VILLAGE	SCREEN	KULBACKS	4/15/2022	LL	19.69	659991	716016158	JEFFORDS
PILGRIM VILLAGE	SCREEN	KULBACKS	4/15/2022	LL	19.95	660045	716016158	JEFFORDS
PILGRIM VILLAGE	SCREEN	KULBACKS	4/15/2022	LL	18.98	660103	716016158	JEFFORDS
PILGRIM VILLAGE	SCREEN	KULBACKS	4/18/2022	LL	20.66	660180	716066319	MARRAN
PILGRIM VILLAGE	SCREEN	KULBACKS	4/18/2022	LL	21.31	660244	716036223	MARRAN
PILGRIM VILLAGE	SCREEN	KULBACKS	4/18/2022	LL	21.2	660325	716036223	MARRAN
PILGRIM VILLAGE	SCREEN	KULBACKS	4/18/2022	LL	21.06	660425	716036223	MARRAN
PILGRIM VILLAGE	SCREEN	KULBACKS	4/18/2022	LL	20.67	660496	716036223	MARRAN
PILGRIM VILLAGE	SCREEN	KULBACKS	4/18/2022	LL	20.15	660169	716036223	BPT
PILGRIM VILLAGE	SCREEN	KULBACKS	4/18/2022	LL	22.28	660236	716036223	BPT
PILGRIM VILLAGE	SCREEN	KULBACKS	4/18/2022	LL	21.89	660320	716036223	BPT
PILGRIM VILLAGE	SCREEN	KULBACKS	4/18/2022	LL	21.87	660397	716036223	BPT
PILGRIM VILLAGE	SCREEN	KULBACKS	4/18/2022	LL	22.09	660479	716036223	BPT
PILGRIM VILLAGE	SCREEN	KULBACKS	4/18/2022	LL	18.22	660163	716036223	BPT
PILGRIM VILLAGE	SCREEN	KULBACKS	4/18/2022	LL	19.79	660229	716036223	BPT
PILGRIM VILLAGE	SCREEN	KULBACKS	4/18/2022	LL	20.7	660303	716036223	BPT
PILGRIM VILLAGE	SCREEN	KULBACKS	4/18/2022	LL	20.23	660392	716036223	BPT
PILGRIM VILLAGE	SCREEN	KULBACKS	4/18/2022	LL	20.11	660474	716036223	BPT

CARMEN M. PARISO, INC. HIRED TRUCKS -

PILGRIM VILLAGE	SCREEN	KULBACKS	4/18/2022	LL	21.95	660184	716036223	BPT
PILGRIM VILLAGE	SCREEN	KULBACKS	4/18/2022	LL	21.74	660253	716036223	BPT
PILGRIM VILLAGE	SCREEN	KULBACKS	4/18/2022	LL	19.47	660349	716069874	BPT
PILGRIM VILLAGE	SCREEN	KULBACKS	4/18/2022	LL	20.17	660179	716036223	MARRAN
PILGRIM VILLAGE	SCREEN	KULBACKS	4/18/2022	LL	21.58	660243	716036223	MARRAN
PILGRIM VILLAGE	SCREEN	KULBACKS	4/18/2022	LL	21.18	660330	716036223	MARRAN
PILGRIM VILLAGE	SCREEN	KULBACKS	4/18/2022	LL	21.1	660423	716036223	MARRAN
PILGRIM VILLAGE	SCREEN	KULBACKS	4/18/2022	LL	20.69	660494	716036223	MARRAN
PILGRIM VILLAGE	SCREEN	KULBACKS	4/18/2022	LL	22.7	660151	716036223	LLOYD
PILGRIM VILLAGE	SCREEN	KULBACKS	4/18/2022	LL	23.36	660208	716036223	LLOYD
PILGRIM VILLAGE	SCREEN	KULBACKS	4/18/2022	LL	23.4	660276	716036223	LLOYD
PILGRIM VILLAGE	SCREEN	KULBACKS	4/18/2022	LL	23.22	660355	716069874	LLOYD
PILGRIM VILLAGE	SCREEN	KULBACKS	4/18/2022	LL	22.00	660431	716036223	LLOYD
PILGRIM VILLAGE	SCREEN	KULBACKS	4/18/2022	LL	22.29	660498	716036223	LLOYD
PILGRIM VILLAGE	SCREEN	KULBACKS	4/18/2022	LL	20.96	660157	716036223	LLOYD
PILGRIM VILLAGE	SCREEN	KULBACKS	4/18/2022	LL	21.67	660216	716036223	LLOYD
PILGRIM VILLAGE	SCREEN	KULBACKS	4/18/2022	LL	23.07	660287	716036223	LLOYD
PILGRIM VILLAGE	SCREEN	KULBACKS	4/18/2022	LL	21.77	660366	716036223	LLOYD
PILGRIM VILLAGE	SCREEN	KULBACKS	4/18/2022	LL	21.97	660441	716036223	LLOYD
PILGRIM VILLAGE	SCREEN	KULBACKS	4/18/2022	LL	21.98	660512	716036223	LLOYD
PILGRIM VILLAGE	SCREEN	KULBACKS	4/18/2022	LL	20.9	660153	716036223	LLOYD
PILGRIM VILLAGE	SCREEN	KULBACKS	4/18/2022	LL	22.65	660210	716036223	LLOYD
PILGRIM VILLAGE	SCREEN	KULBACKS	4/18/2022	LL	23.21	660281	716036223	LLOYD
PILGRIM VILLAGE	SCREEN	KULBACKS	4/18/2022	LL	22.07	660360	716036223	LLOYD
PILGRIM VILLAGE	SCREEN	KULBACKS	4/18/2022	LL	21.92	660501	716036223	LLOYD
PILGRIM VILLAGE	SCREEN	KULBACKS	4/18/2022	LL	22.79	660435	716036223	LLOYD
PILGRIM VILLAGE	SCREEN	KULBACKS	4/18/2022	LL	21.46	660181	716036223	CIMATO
PILGRIM VILLAGE	SCREEN	KULBACKS	4/18/2022	LL	20.64	660256	716036223	CIMATO
PILGRIM VILLAGE	SCREEN	KULBACKS	4/18/2022	LL	21.66	660342	716036223	CIMATO
PILGRIM VILLAGE	SCREEN	KULBACKS	4/18/2022	LL	21.72	660421	716036223	CIMATO
PILGRIM VILLAGE	SCREEN	KULBACKS	4/18/2022	LL	21.36	660492	716036223	CIMATO
PILGRIM VILLAGE	SCREEN	KULBACKS	4/18/2022	LL	21.95	660172	716036223	NPW
PILGRIM VILLAGE	SCREEN	KULBACKS	4/18/2022	LL	20.5	660239	716036223	NPW
PILGRIM VILLAGE	SCREEN	KULBACKS	4/18/2022	LL	22.16	660313	716036223	NPW
PILGRIM VILLAGE	SCREEN	KULBACKS	4/18/2022	LL	21.94	660396	716036223	NPW
PILGRIM VILLAGE	SCREEN	KULBACKS	4/18/2022	LL	21.05	660472	716036223	NPW
PILGRIM VILLAGE	SCREEN	KULBACKS	4/18/2022	LL	20.56	660408	716036223	NPW
PILGRIM VILLAGE	SCREEN	KULBACKS	4/18/2022	LL	16.97	660258	716036223	NPW
PILGRIM VILLAGE	SCREEN	KULBACKS	4/18/2022	LL	20.76	660335	716036223	NPW
PILGRIM VILLAGE	SCREEN	KULBACKS	4/18/2022	LL	20.56	660167	716036223	NPW
PILGRIM VILLAGE	SCREEN	KULBACKS	4/18/2022	LL	20.56	660487	716036223	NPW
PILGRIM VILLAGE	SCREEN	KULBACKS	4/18/2022	LL	19.51	660150	716030723	NPW
PILGRIM VILLAGE	SCREEN	KULBACKS	4/18/2022	LL	19.07	660211	716036223	NPW
PILGRIM VILLAGE	SCREEN	KULBACKS	4/18/2022	LL	18.44	660394	716036223	NPW
PILGRIM VILLAGE	SCREEN	KULBACKS	4/18/2022	LL	18.45	660467	716036223	NPW
PILGRIM VILLAGE	SCREEN	KULBACKS	4/18/2022	LL	18.86	660535	716036223	NPW
PILGRIM VILLAGE	SCREEN	KULBACKS	4/18/2022	LL	20.57	660156	716036223	NPW
PILGRIM VILLAGE	SCREEN	KULBACKS	4/18/2022	LL	22.49	660215	716036223	NPW
PILGRIM VILLAGE	SCREEN	KULBACKS	4/18/2022	LL	22.49	660297	716036223	NPW
PILGRIM VILLAGE	SCREEN	KULBACKS	4/18/2022	LL	21.32	660377	716036223	NPW
PILGRIM VILLAGE	SCREEN	KULBACKS	4/18/2022	LL	21.31	660453	716036223	NPW
PILGRIM VILLAGE	SCREEN	KULBACKS	4/18/2022	LL	21.21	660522	716036223	NPW
PILGRIM VILLAGE	SCREEN	KULBACKS	4/18/2022	LL	19.02	660165	716036223	NPW
PILGRIM VILLAGE	SCREEN	KULBACKS	4/18/2022	LL	20.42	660230	716036223	NPW
PILGRIM VILLAGE	SCREEN	KULBACKS	4/18/2022	LL	20.7	660309	716036223	NPW
PILGRIM VILLAGE	SCREEN	KULBACKS	4/18/2022	LL	20.29	660393	716036223	NPW
PILGRIM VILLAGE	SCREEN	KULBACKS	4/18/2022	LL	19.77	660468	716036223	NPW
PILGRIM VILLAGE	SCREEN	KULBACKS	4/18/2022	LL	19.16	660531	716036223	NPW
PILGRIM VILLAGE	SCREEN	KULBACKS	4/18/2022	LL	21.23	660144	716036223	BRENON
PILGRIM VILLAGE	SCREEN	KULBACKS	4/18/2022	LL	22.73	660202	716036223	BRENON
PILGRIM VILLAGE	SCREEN	KULBACKS	4/18/2022	LL	22.86	660267	716036223	BRENON
PILGRIM VILLAGE	SCREEN	KULBACKS	4/18/2022	LL	21.94	660341	716036223	BRENON
PILGRIM VILLAGE	SCREEN	KULBACKS	4/18/2022	LL	22.29	660407	716036223	BRENON
PILGRIM VILLAGE	SCREEN	KULBACKS	4/18/2022	LL	21.92	660486	716036223	BRENON
PILGRIM VILLAGE	SCREEN	KULBACKS	4/18/2022	LL	21.04	660148	716036223	BRENON
PILGRIM VILLAGE	SCREEN	KULBACKS	4/18/2022	LL	20.39	660205	716036223	BRENON
PILGRIM VILLAGE	SCREEN	KULBACKS	4/18/2022	LL	21.58	660273	716036223	BRENON
PILGRIM VILLAGE	SCREEN	KULBACKS	4/18/2022	LL	21.46	660353	716069874	BRENON
PILGRIM VILLAGE	SCREEN	KULBACKS	4/18/2022	LL	21.32	660432	716036223	BRENON

CARMEN M. PARISO, INC. HIRED TRUCKS -

PILGRIM VILLAGE	SCREEN	KULBACKS	4/18/2022	LL	20.76	660500	716036223	BRENON
PILGRIM VILLAGE	SCREEN	KULBACKS	4/18/2022	LL	20.25	660237	716036223	DORAN
PILGRIM VILLAGE	SCREEN	KULBACKS	4/18/2022	LL	20.14	660316	716069874	DORAN
PILGRIM VILLAGE	SCREEN	KULBACKS	4/18/2022	LL	17.48	660429	716036223	DORAN
PILGRIM VILLAGE	SCREEN	KULBACKS	4/18/2022	LL	19.77	660506	716036223	DORAN
PILGRIM VILLAGE	SCREEN	KULBACKS	4/19/2022	LL	21.35	660549	716030723	BPT
PILGRIM VILLAGE	SCREEN	KULBACKS	4/19/2022	LL	21.73	660601	716030723	BPT
PILGRIM VILLAGE	SCREEN	KULBACKS	4/19/2022	LL	21.49	660667	716030723	BPT
PILGRIM VILLAGE	SCREEN	KULBACKS	4/19/2022	LL	22.78	660734	716030723	BPT
PILGRIM VILLAGE	SCREEN	KULBACKS	4/19/2022	LL	21.3	660803	716030723	BPT
PILGRIM VILLAGE	SCREEN	KULBACKS	4/19/2022	LL	21.86	660862	716030723	BPT
PILGRIM VILLAGE	SCREEN	KULBACKS	4/19/2022	LL	19.56	660550	716030723	BPT
PILGRIM VILLAGE	SCREEN	KULBACKS	4/19/2022	LL	19.86	660604	716030723	BPT
PILGRIM VILLAGE	SCREEN	KULBACKS	4/19/2022	LL	20.54	660674	716030723	BPT
PILGRIM VILLAGE	SCREEN	KULBACKS	4/19/2022	LL	19.05	660730	716030723	BPT
PILGRIM VILLAGE	SCREEN	KULBACKS	4/19/2022	LL	20.19	660790	716030723	BPT
PILGRIM VILLAGE	SCREEN	KULBACKS	4/19/2022	LL	19.69	660832	716030723	BPT
PILGRIM VILLAGE	SCREEN	KULBACKS	4/19/2022	LL	20.56	660552	716030723	BPT
PILGRIM VILLAGE	SCREEN	KULBACKS	4/19/2022	LL	21.57	660616	716030723	BPT
PILGRIM VILLAGE	SCREEN	KULBACKS	4/19/2022	LL	21.15	660684	716030723	BPT
PILGRIM VILLAGE	SCREEN	KULBACKS	4/19/2022	LL	21.84	660746	716030723	BPT
PILGRIM VILLAGE	SCREEN	KULBACKS	4/19/2022	LL	20.88	660806	716030723	BPT
PILGRIM VILLAGE	SCREEN	KULBACKS	4/19/2022	LL	38.05	660647	716030723	PLI
PILGRIM VILLAGE	SCREEN	KULBACKS	4/19/2022	LL	38.43	660712	716030723	PLI
PILGRIM VILLAGE	SCREEN	KULBACKS	4/19/2022	LL	39.34	660776	716030723	PLI
PILGRIM VILLAGE	SCREEN	KULBACKS	4/19/2022	LL	38.17	660838	716030723	PLI
PILGRIM VILLAGE	SCREEN	KULBACKS	4/19/2022	LL	38.52	660645	716030723	PLI
PILGRIM VILLAGE	SCREEN	KULBACKS	4/19/2022	LL	38.57	660710	716030723	PLI
PILGRIM VILLAGE	SCREEN	KULBACKS	4/19/2022	LL	37.71	660778	716030723	PLI
PILGRIM VILLAGE	SCREEN	KULBACKS	4/19/2022	LL	37.53	660842	716030723	PLI
PILGRIM VILLAGE	SCREEN	KULBACKS	4/19/2022	LL	22.22	660563	716030723	PLI
PILGRIM VILLAGE	SCREEN	KULBACKS	4/19/2022	LL	21.74	660619	716030723	PLI
PILGRIM VILLAGE	SCREEN	KULBACKS	4/19/2022	LL	20.78	660727	716030723	PLI
PILGRIM VILLAGE	SCREEN	KULBACKS	4/19/2022	LL	21.83	660788	716030723	PLI
PILGRIM VILLAGE	SCREEN	KULBACKS	4/19/2022	LL	21.08	660847	716030723	PLI
PILGRIM VILLAGE	SCREEN	KULBACKS	4/19/2022	LL	19.5	660576	716030723	MARRAN
PILGRIM VILLAGE	SCREEN	KULBACKS	4/19/2022	LL	20.39	660633	716030723	MARRAN
PILGRIM VILLAGE	SCREEN	KULBACKS	4/19/2022	LL	20.36	660696	716030723	MARRAN
PILGRIM VILLAGE	SCREEN	KULBACKS	4/19/2022	LL	21.23	660759	716030723	MARRAN
PILGRIM VILLAGE	SCREEN	KULBACKS	4/19/2022	LL	20.72	660815	716030723	MARRAN
PILGRIM VILLAGE	SCREEN	KULBACKS	4/19/2022	LL	20.72	660575	716030723	MARRAN
PILGRIM VILLAGE	SCREEN	KULBACKS	4/19/2022	LL	21.46	660631	716030723	MARRAN
PILGRIM VILLAGE	SCREEN	KULBACKS	4/19/2022	LL	21.52	660695	716030723	MARRAN
PILGRIM VILLAGE	SCREEN	KULBACKS	4/19/2022	LL	20.86	660753	716030723	MARRAN
PILGRIM VILLAGE	SCREEN	KULBACKS	4/19/2022	LL	20.93	660814	716030723	MARRAN
PILGRIM VILLAGE	SCREEN	KULBACKS	4/19/2022	LL	21.7	660584	716030723	SCHAFER
PILGRIM VILLAGE	SCREEN	KULBACKS	4/19/2022	LL	21.46	660644	716030723	SCHAFER
PILGRIM VILLAGE	SCREEN	KULBACKS	4/19/2022	LL	22.15	660700	716030723	SCHAFER
PILGRIM VILLAGE	SCREEN	KULBACKS	4/19/2022	LL	22.18	660755	716030723	SCHAFER
PILGRIM VILLAGE	SCREEN	KULBACKS	4/19/2022	LL	21.6	660809	716030723	SCHAFER
PILGRIM VILLAGE	SCREEN	KULBACKS	4/19/2022	LL	21.52	660858	716030723	SCHAFER
PILGRIM VILLAGE	SCREEN	KULBACKS	4/19/2022	LL	20.94	660585	716030723	SCHAFER
PILGRIM VILLAGE	SCREEN	KULBACKS	4/19/2022	LL	22.2	660649	716030723	SCHAFER
PILGRIM VILLAGE	SCREEN	KULBACKS	4/19/2022	LL	21.36	660713	716030723	SCHAFER
PILGRIM VILLAGE	SCREEN	KULBACKS	4/19/2022	LL	22.00	660766	716030723	SCHAFER
PILGRIM VILLAGE	SCREEN	KULBACKS	4/19/2022	LL	21.18	660825	716030723	SCHAFER
PILGRIM VILLAGE	SCREEN	KULBACKS	4/19/2022	LL	21.34	660556	716030723	CJK
PILGRIM VILLAGE	SCREEN	KULBACKS	4/19/2022	LL	22.1	660605	716030723	CJK
PILGRIM VILLAGE	SCREEN	KULBACKS	4/19/2022	LL	21.93	660685	716030723	CJK
PILGRIM VILLAGE	SCREEN	KULBACKS	4/19/2022	LL	21.06	660739	716030723	CJK
PILGRIM VILLAGE	SCREEN	KULBACKS	4/19/2022	LL	21.95	660792	716030723	CJK
PILGRIM VILLAGE	SCREEN	KULBACKS	4/19/2022	LL	21.01	660848	716030723	CJK
PILGRIM VILLAGE	SCREEN	KULBACKS	4/19/2022	LL	21.59	660558	716030723	CJK
PILGRIM VILLAGE	SCREEN	KULBACKS	4/19/2022	LL	22.19	660617	716030723	CJK
PILGRIM VILLAGE	SCREEN	KULBACKS	4/19/2022	LL	21.05	660679	716030723	CJK
PILGRIM VILLAGE	SCREEN	KULBACKS	4/19/2022	LL	22.02	660735	716030723	CJK
PILGRIM VILLAGE	SCREEN	KULBACKS	4/19/2022	LL	22.1	660795	716030723	CJK
PILGRIM VILLAGE	SCREEN	KULBACKS	4/19/2022	LL	22.11	660851	716030723	CJK
PILGRIM VILLAGE	SCREEN	KULBACKS	4/19/2022	LL	21.21	660560	716030723	LLOYD

CARMEN M. PARISO, INC. HIRED TRUCKS -

PILGRIM VILLAGE	SCREEN	KULBACKS	4/19/2022	LL	22.18	660615	716030723	LLOYD
PILGRIM VILLAGE	SCREEN	KULBACKS	4/19/2022	LL	22.33	660678	716030723	LLOYD
PILGRIM VILLAGE	SCREEN	KULBACKS	4/19/2022	LL	21.76	660789	716030723	LLOYD
PILGRIM VILLAGE	SCREEN	KULBACKS	4/19/2022	LL	22.81	660732	716030723	LLOYD
PILGRIM VILLAGE	SCREEN	KULBACKS	4/19/2022	LL	22.65	660844	716030723	LLOYD
PILGRIM VILLAGE	SCREEN	KULBACKS	4/19/2022	LL	22.47	660559	716030723	LLOYD
PILGRIM VILLAGE	SCREEN	KULBACKS	4/19/2022	LL	22.89	660609	716030723	LLOYD
PILGRIM VILLAGE	SCREEN	KULBACKS	4/19/2022	LL	22.96	660672	716030723	LLOYD
PILGRIM VILLAGE	SCREEN	KULBACKS	4/19/2022	LL	22.48	660729	716030723	LLOYD
PILGRIM VILLAGE	SCREEN	KULBACKS	4/19/2022	LL	22.64	660786	716030723	LLOYD
PILGRIM VILLAGE	SCREEN	KULBACKS	4/19/2022	LL	22.05	660841	716030723	LLOYD
PILGRIM VILLAGE	SCREEN	KULBACKS	4/19/2022	LL	21.69	660569	716030723	BTS
PILGRIM VILLAGE	SCREEN	KULBACKS	4/19/2022	LL	19.37	660577	716030723	JJ
PILGRIM VILLAGE	SCREEN	KULBACKS	4/19/2022	LL	19.5	660636	716030723	JJ
PILGRIM VILLAGE	SCREEN	KULBACKS	4/19/2022	LL	20.02	660698	716030723	JJ
PILGRIM VILLAGE	SCREEN	KULBACKS	4/19/2022	LL	19.27	660753	716030723	JJ
PILGRIM VILLAGE	SCREEN	KULBACKS	4/19/2022	LL	19.73	660812	716030723	JJ
PILGRIM VILLAGE	SCREEN	KULBACKS	4/19/2022	LL	21.49	660620	716030723	BTS
PILGRIM VILLAGE	SCREEN	KULBACKS	4/19/2022	LL	21.44	660682	716030723	BTS
PILGRIM VILLAGE	SCREEN	KULBACKS	4/19/2022	LL	21.81	660742	716030723	BTS
PILGRIM VILLAGE	SCREEN	KULBACKS	4/19/2022	LL	21.25	660799	716030723	BTS
PILGRIM VILLAGE	SCREEN	KULBACKS	4/19/2022	LL	21.84	660850	716030723	BTS
PILGRIM VILLAGE	SCREEN	KULBACKS	4/19/2022	LL	20.12	660572	716030723	CIMATO
PILGRIM VILLAGE	SCREEN	KULBACKS	4/19/2022	LL	20.89	660627	716030723	CIMATO
PILGRIM VILLAGE	SCREEN	KULBACKS	4/19/2022	LL	20.99	660692	716030723	CIMATO
PILGRIM VILLAGE	SCREEN	KULBACKS	4/19/2022	LL	21.49	660748	716030723	CIMATO
PILGRIM VILLAGE	SCREEN	KULBACKS	4/19/2022	LL	20.7	660807	716030723	CIMATO
PILGRIM VILLAGE	SCREEN	KULBACKS	4/19/2022	LL	21.36	660860	716030723	CIMATO
PILGRIM VILLAGE	SCREEN	KULBACKS	4/19/2022	LL	22.03	660545	716030723	BRENON
PILGRIM VILLAGE	SCREEN	KULBACKS	4/19/2022	LL	22.6	660612	716030723	BRENON
PILGRIM VILLAGE	SCREEN	KULBACKS	4/19/2022	LL	21.61	660668	716030723	BRENON
PILGRIM VILLAGE	SCREEN	KULBACKS	4/19/2022	LL	22.79	660719	716030723	BRENON
PILGRIM VILLAGE	SCREEN	KULBACKS	4/19/2022	LL	22.42	660773	716030723	BRENON
PILGRIM VILLAGE	SCREEN	KULBACKS	4/19/2022	LL	22.19	660831	716030723	BRENON
PILGRIM VILLAGE	SCREEN	KULBACKS	4/19/2022	LL	20.22	660547	716030723	BRENON
PILGRIM VILLAGE	SCREEN	KULBACKS	4/19/2022	LL	21.84	660592	716030723	BRENON
PILGRIM VILLAGE	SCREEN	KULBACKS	4/19/2022	LL	21.94	660653	716030723	BRENON
PILGRIM VILLAGE	SCREEN	KULBACKS	4/19/2022	LL	21.58	660714	716030723	BRENON
PILGRIM VILLAGE	SCREEN	KULBACKS	4/19/2022	LL	21.64	660770	716030723	BRENON
PILGRIM VILLAGE	SCREEN	KULBACKS	4/19/2022	LL	21.46	660832	716030723	BRENON
PILGRIM VILLAGE	SCREEN	KULBACKS	4/19/2022	LL	21.24	660544	716030723	NPW
PILGRIM VILLAGE	SCREEN	KULBACKS	4/19/2022	LL	21.57	660589	716030723	NPW
PILGRIM VILLAGE	SCREEN	KULBACKS	4/19/2022	LL	21.69	660652	716030723	NPW
PILGRIM VILLAGE	SCREEN	KULBACKS	4/19/2022	LL	21.1	660711	716030723	NPW
PILGRIM VILLAGE	SCREEN	KULBACKS	4/19/2022	LL	21.14	660765	716030723	NPW
PILGRIM VILLAGE	SCREEN	KULBACKS	4/19/2022	LL	21.53	660827	716030723	NPW
PILGRIM VILLAGE	SCREEN	KULBACKS	4/19/2022	LL	20.86	660554	716030723	NPW
PILGRIM VILLAGE	SCREEN	KULBACKS	4/19/2022	LL	21.63	660598	716030723	NPW
PILGRIM VILLAGE	SCREEN	KULBACKS	4/19/2022	LL	21.92	660659	716030723	NPW
PILGRIM VILLAGE	SCREEN	KULBACKS	4/19/2022	LL	19.9	660548	716030723	NPW
PILGRIM VILLAGE	SCREEN	KULBACKS	4/19/2022	LL	21.52	660594	716030723	NPW
PILGRIM VILLAGE	SCREEN	KULBACKS	4/19/2022	LL	21.63	660658	716030723	NPW
PILGRIM VILLAGE	SCREEN	KULBACKS	4/19/2022	LL	21.29	660717	716030723	NPW
PILGRIM VILLAGE	SCREEN	KULBACKS	4/19/2022	LL	21.62	660783	716030723	NPW
PILGRIM VILLAGE	SCREEN	KULBACKS	4/19/2022	LL	21.47	660839	716030723	NPW
PILGRIM VILLAGE	CR6	KULBACKS	4/20/2022	LL	19.7	660871	716030723	BPT
PILGRIM VILLAGE	CR6	KULBACKS	4/20/2022	LL	21.42	660869	716030723	BPT
PILGRIM VILLAGE	CR6	KULBACKS	4/20/2022	LL	20.31	660868	716030723	BPT
PILGRIM VILLAGE	CR6	KULBACKS	4/20/2022	LL	21.54	660885	716030723	LORENZ
PILGRIM VILLAGE	CR6	KULBACKS	4/20/2022	LL	22.2	660867	716030723	BTS
PILGRIM VILLAGE	CR6	KULBACKS	4/20/2022	LL	22.37	660928	716036223	BTS
PILGRIM VILLAGE	SCREEN	KULBACKS	4/20/2022	LL	21.97	660944	716036223	BPT
PILGRIM VILLAGE	SCREEN	KULBACKS	4/20/2022	LL	21.65	661045	716036223	BPT
PILGRIM VILLAGE	SCREEN	KULBACKS	4/20/2022	LL	21.48	661139	716036223	BPT
PILGRIM VILLAGE	SCREEN	KULBACKS	4/20/2022	LL	21.25	661229	716036223	BPT
PILGRIM VILLAGE	SCREEN	KULBACKS	4/20/2022	LL	19.4	660936	716036223	BPT
PILGRIM VILLAGE	SCREEN	KULBACKS	4/20/2022	LL	20.73	661073	716036223	BPT
PILGRIM VILLAGE	SCREEN	KULBACKS	4/20/2022	LL	19.86	661155	716036223	BPT
PILGRIM VILLAGE	SCREEN	KULBACKS	4/20/2022	LL	19.83	611231	716036223	BPT

CARMEN M. PARISO, INC. HIRED TRUCKS -

PILGRIM VILLAGE	SCREEN	KULBACKS	4/20/2022	LL	21.95	661004	716036223	BTS
PILGRIM VILLAGE	SCREEN	KULBACKS	4/20/2022	LL	21.6	661082	716036223	BTS
PILGRIM VILLAGE	SCREEN	KULBACKS	4/20/2022	LL	22.52	661160	716036223	BTS
PILGRIM VILLAGE	SCREEN	KULBACKS	4/20/2022	LL	21.77	661233	716036223	BTS
PILGRIM VILLAGE	SCREEN	KULBACKS	4/20/2022	LL	19.97	660893	716036223	NPW
PILGRIM VILLAGE	SCREEN	KULBACKS	4/20/2022	LL	20.08	660957	716036223	NPW
PILGRIM VILLAGE	SCREEN	KULBACKS	4/20/2022	LL	20.13	661038	716036223	NPW
PILGRIM VILLAGE	SCREEN	KULBACKS	4/20/2022	LL	19.92	661112	716036223	NPW
PILGRIM VILLAGE	SCREEN	KULBACKS	4/20/2022	LL	19.73	661194	716036223	NPW
PILGRIM VILLAGE	SCREEN	KULBACKS	4/20/2022	LL	19.98	661273	716036223	NPW
PILGRIM VILLAGE	SCREEN	KULBACKS	4/20/2022	LL	21.51	660892	716036223	NPW
PILGRIM VILLAGE	SCREEN	KULBACKS	4/20/2022	LL	22.39	660971	716036223	NPW
PILGRIM VILLAGE	SCREEN	KULBACKS	4/20/2022	LL	22.41	661046	716036223	NPW
PILGRIM VILLAGE	SCREEN	KULBACKS	4/20/2022	LL	22.04	661123	716036223	NPW
PILGRIM VILLAGE	SCREEN	KULBACKS	4/20/2022	LL	22.1	661198	716036223	NPW
PILGRIM VILLAGE	SCREEN	KULBACKS	4/20/2022	LL	22.26	661270	716036223	NPW
PILGRIM VILLAGE	SCREEN	KULBACKS	4/20/2022	LL	20.01	660886	716036223	NPW
PILGRIM VILLAGE	SCREEN	KULBACKS	4/20/2022	LL	21.05	660948	716036223	NPW
PILGRIM VILLAGE	SCREEN	KULBACKS	4/20/2022	LL	21.62	661031	716036223	NPW
PILGRIM VILLAGE	SCREEN	KULBACKS	4/20/2022	LL	21.57	661110	716036223	NPW
PILGRIM VILLAGE	SCREEN	KULBACKS	4/20/2022	LL	21.73	661187	716036223	NPW
PILGRIM VILLAGE	SCREEN	KULBACKS	4/20/2022	LL	22.11	661265	716036223	NPW
PILGRIM VILLAGE	SCREEN	KULBACKS	4/20/2022	LL	20.86	660895	716036223	NPW
PILGRIM VILLAGE	SCREEN	KULBACKS	4/20/2022	LL	21.79	660966	716036223	NPW
PILGRIM VILLAGE	SCREEN	KULBACKS	4/20/2022	LL	22.14	661048	716036223	NPW
PILGRIM VILLAGE	SCREEN	KULBACKS	4/20/2022	LL	21.89	661134	716036223	NPW
PILGRIM VILLAGE	SCREEN	KULBACKS	4/20/2022	LL	21.19	661275	716036223	NPW
PILGRIM VILLAGE	SCREEN	KULBACKS	4/20/2022	LL	22.02	661205	716036223	NPW
PILGRIM VILLAGE	SCREEN	KULBACKS	4/20/2022	LL	19.14	660890	716036223	NPW
PILGRIM VILLAGE	SCREEN	KULBACKS	4/20/2022	LL	19.11	660952	716036223	NPW
PILGRIM VILLAGE	SCREEN	KULBACKS	4/20/2022	LL	20.48	661040	716036223	NPW
PILGRIM VILLAGE	SCREEN	KULBACKS	4/20/2022	LL	20.57	661121	716036223	NPW
PILGRIM VILLAGE	SCREEN	KULBACKS	4/20/2022	LL	20.94	661193	716036223	NPW
PILGRIM VILLAGE	SCREEN	KULBACKS	4/20/2022	LL	20.82	661267	716036223	NPW
PILGRIM VILLAGE	SCREEN	KULBACKS	4/20/2022	LL	21.38	660913	716036223	CJK
PILGRIM VILLAGE	SCREEN	KULBACKS	4/20/2022	LL	21.86	660991	716036223	CJK
PILGRIM VILLAGE	SCREEN	KULBACKS	4/20/2022	LL	21.85	661062	716036223	CJK
PILGRIM VILLAGE	SCREEN	KULBACKS	4/20/2022	LL	22.02	661145	716036223	CJK
PILGRIM VILLAGE	SCREEN	KULBACKS	4/20/2022	LL	21.93	661236	716036223	CJK
PILGRIM VILLAGE	SCREEN	KULBACKS	4/20/2022	LL	22.38	660904	716036223	CJK
PILGRIM VILLAGE	SCREEN	KULBACKS	4/20/2022	LL	21.83	660970	716036223	CJK
PILGRIM VILLAGE	SCREEN	KULBACKS	4/20/2022	LL	21.71	661059	716036223	CJK
PILGRIM VILLAGE	SCREEN	KULBACKS	4/20/2022	LL	22.12	661140	716036223	CJK
PILGRIM VILLAGE	SCREEN	KULBACKS	4/20/2022	LL	21.99	661208	716036223	CJK
PILGRIM VILLAGE	SCREEN	KULBACKS	4/20/2022	LL	22.12	661279	716036223	CJK
PILGRIM VILLAGE	SCREEN	KULBACKS	4/20/2022	LL	22.16	660912	716036223	CJK
PILGRIM VILLAGE	SCREEN	KULBACKS	4/20/2022	LL	20.96	660982	716036223	CJK
PILGRIM VILLAGE	SCREEN	KULBACKS	4/20/2022	LL	22.05	661054	716036223	CJK
PILGRIM VILLAGE	SCREEN	KULBACKS	4/20/2022	LL	21.84	661126	716036223	CJK
PILGRIM VILLAGE	SCREEN	KULBACKS	4/20/2022	LL	21.65	661196	716036223	CJK
PILGRIM VILLAGE	SCREEN	KULBACKS	4/20/2022	LL	21.43	661269	716036223	CJK
PILGRIM VILLAGE	SCREEN	KULBACKS	4/20/2022	LL	21.09	660883	716036223	BRENON
PILGRIM VILLAGE	SCREEN	KULBACKS	4/20/2022	LL	20.94	660956	716036223	BRENON
PILGRIM VILLAGE	SCREEN	KULBACKS	4/20/2022	LL	22.28	660037	716036223	BRENON
PILGRIM VILLAGE	SCREEN	KULBACKS	4/20/2022	LL	22.19	660118	716036223	BRENON
PILGRIM VILLAGE	SCREEN	KULBACKS	4/20/2022	LL	21.79	660197	716036223	BRENON
PILGRIM VILLAGE	SCREEN	KULBACKS	4/20/2022	LL	21.44	660277	716036223	BRENON
PILGRIM VILLAGE	SCREEN	KULBACKS	4/20/2022	LL	20.5	660880	716036223	BRENON
PILGRIM VILLAGE	SCREEN	KULBACKS	4/20/2022	LL	21.83	660947	716036223	BRENON
PILGRIM VILLAGE	SCREEN	KULBACKS	4/20/2022	LL	20.97	661029	716036223	BRENON
PILGRIM VILLAGE	SCREEN	KULBACKS	4/20/2022	LL	22.36	661108	716036223	BRENON
PILGRIM VILLAGE	SCREEN	KULBACKS	4/20/2022	LL	22.59	661181	716036223	BRENON
PILGRIM VILLAGE	SCREEN	KULBACKS	4/20/2022	LL	21.98	661259	716036223	BRENON
PILGRIM VILLAGE	SCREEN	KULBACKS	4/21/2022	LL	20.18	661456	716036223	BPT
PILGRIM VILLAGE	SCREEN	KULBACKS	4/21/2022	LL	20.06	661540	716036223	BPT
PILGRIM VILLAGE	SCREEN	KULBACKS	4/21/2022	LL	19.73	661628	716036223	BPT
PILGRIM VILLAGE	SCREEN	KULBACKS	4/21/2022	LL	22.00	661303	716036223	BPT
PILGRIM VILLAGE	SCREEN	KULBACKS	4/21/2022	LL	21.65	661379	716036223	BPT
PILGRIM VILLAGE	SCREEN	KULBACKS	4/21/2022	LL	21.65	661469	716036223	BPT

PILGRIM VILLAGE	SCREEN	KULBACKS	4/21/2022	LL	21.92	661559	716036223	BPT
PILGRIM VILLAGE	SCREEN	KULBACKS	4/21/2022	LL	22.16	661653	716036223	BPT
PILGRIM VILLAGE	SCREEN	KULBACKS	4/21/2022	LL	21.48	661313	716036223	GAM
PILGRIM VILLAGE	SCREEN	KULBACKS	4/21/2022	LL	21.98	661383	716036223	GAM
PILGRIM VILLAGE	SCREEN	KULBACKS	4/21/2022	LL	22.52	661463	716036223	GAM
PILGRIM VILLAGE	SCREEN	KULBACKS	4/21/2022	LL	22.18	661543	716036223	GAM
PILGRIM VILLAGE	SCREEN	KULBACKS	4/21/2022	LL	22.15	661620	716036223	GAM
PILGRIM VILLAGE	SCREEN	KULBACKS	4/21/2022	LL	22.48	661685	716036223	GAM
PILGRIM VILLAGE	SCREEN	KULBACKS	4/21/2022	LL	20.8	661311	716036223	GAM
PILGRIM VILLAGE	SCREEN	KULBACKS	4/21/2022	LL	20.63	661380	716036223	GAM
PILGRIM VILLAGE	SCREEN	KULBACKS	4/21/2022	LL	20.8	661459	716036223	GAM
PILGRIM VILLAGE	SCREEN	KULBACKS	4/21/2022	LL	20.62	661545	716036223	GAM
PILGRIM VILLAGE	SCREEN	KULBACKS	4/21/2022	LL	20.59	661619	716036223	GAM
PILGRIM VILLAGE	SCREEN	KULBACKS	4/21/2022	LL	20.95	661684	716036223	GAM
PILGRIM VILLAGE	SCREEN	KULBACKS	4/21/2022	LL	20.87	661304	716036223	MARRAN
PILGRIM VILLAGE	SCREEN	KULBACKS	4/21/2022	LL	20.6	661366	716036223	MARRAN
PILGRIM VILLAGE	SCREEN	KULBACKS	4/21/2022	LL	21.59	661446	716036223	MARRAN
PILGRIM VILLAGE	SCREEN	KULBACKS	4/21/2022	LL	21.08	661530	716036223	MARRAN
PILGRIM VILLAGE	SCREEN	KULBACKS	4/21/2022	LL	20.99	661600	716036223	MARRAN
PILGRIM VILLAGE	SCREEN	KULBACKS	4/21/2022	LL	20.78	661671	716036223	MARRAN
PILGRIM VILLAGE	SCREEN	KULBACKS	4/21/2022	LL	21.69	661299	716036223	BTS
PILGRIM VILLAGE	SCREEN	KULBACKS	4/21/2022	LL	21.85	661357	716036223	BTS
PILGRIM VILLAGE	SCREEN	KULBACKS	4/21/2022	LL	21.85	661437	716036223	BTS
PILGRIM VILLAGE	SCREEN	KULBACKS	4/21/2022	LL	21.64	661519	716036223	BTS
PILGRIM VILLAGE	SCREEN	KULBACKS	4/21/2022	LL	21.84	661586	716036223	BTS
PILGRIM VILLAGE	SCREEN	KULBACKS	4/21/2022	LL	22.12	661665	716036223	BTS
PILGRIM VILLAGE	SCREEN	KULBACKS	4/21/2022	LL	22.69	661293	716036223	SCHAFER
PILGRIM VILLAGE	SCREEN	KULBACKS	4/21/2022	LL	22.5	661346	716036223	SCHAFER
PILGRIM VILLAGE	SCREEN	KULBACKS	4/21/2022	LL	21.28	661429	716036223	SCHAFER
PILGRIM VILLAGE	SCREEN	KULBACKS	4/21/2022	LL	22.47	661517	716036223	SCHAFER
PILGRIM VILLAGE	SCREEN	KULBACKS	4/21/2022	LL	21.93	661583	716036223	SCHAFER
PILGRIM VILLAGE	SCREEN	KULBACKS	4/21/2022	LL	21.27	661663	716036223	SCHAFER
PILGRIM VILLAGE	SCREEN	KULBACKS	4/21/2022	LL	19.97	661316	716036223	JJ
PILGRIM VILLAGE	SCREEN	KULBACKS	4/21/2022	LL	19.13	661389	716036223	JJ
PILGRIM VILLAGE	SCREEN	KULBACKS	4/21/2022	LL	18.74	661477	716036223	JJ
PILGRIM VILLAGE	SCREEN	KULBACKS	4/21/2022	LL	19.91	661558	716036223	JJ
PILGRIM VILLAGE	SCREEN	KULBACKS	4/21/2022	LL	19.27	661639	716036223	JJ
PILGRIM VILLAGE	SCREEN	KULBACKS	4/21/2022	LL	21.76	661526	716036223	QUIG
PILGRIM VILLAGE	SCREEN	KULBACKS	4/21/2022	LL	21.17	661406	716036223	QUIG
PILGRIM VILLAGE	SCREEN	KULBACKS	4/21/2022	LL	21.47	661496	716036223	QUIG
PILGRIM VILLAGE	SCREEN	KULBACKS	4/21/2022	LL	21.91	661574	716036223	QUIG
PILGRIM VILLAGE	SCREEN	KULBACKS	4/21/2022	LL	22.02	661661	716036223	QUIG
PILGRIM VILLAGE	SCREEN	KULBACKS	4/21/2022	LL	20.58	661321	716036223	DESIGN
PILGRIM VILLAGE	SCREEN	KULBACKS	4/21/2022	LL	20.17	661394	716036223	DESIGN
PILGRIM VILLAGE	SCREEN	KULBACKS	4/21/2022	LL	20.26	661480	716036223	DESIGN
PILGRIM VILLAGE	SCREEN	KULBACKS	4/21/2022	LL	20.65	661554	716036223	DESIGN
PILGRIM VILLAGE	SCREEN	KULBACKS	4/21/2022	LL	20.61	661633	716036223	DESIGN
PILGRIM VILLAGE	SCREEN	KULBACKS	4/21/2022	LL	20.28	661322	716036223	DESIGN
PILGRIM VILLAGE	SCREEN	KULBACKS	4/21/2022	LL	21.05	661399	716036223	DESIGN
PILGRIM VILLAGE	SCREEN	KULBACKS	4/21/2022	LL	20.57	661514	716036223	DESIGN
PILGRIM VILLAGE	SCREEN	KULBACKS	4/21/2022	LL	20.85	661581	716036223	DESIGN
PILGRIM VILLAGE	SCREEN	KULBACKS	4/21/2022	LL	21.06	661666	716036223	DESIGN
PILGRIM VILLAGE	SCREEN	KULBACKS	4/21/2022	LL	18.86	661315	716036223	NPW
PILGRIM VILLAGE	SCREEN	KULBACKS	4/21/2022	LL	20.11	661386	716036223	NPW
PILGRIM VILLAGE	SCREEN	KULBACKS	4/21/2022	LL	20.05	661476	716036223	NPW
PILGRIM VILLAGE	SCREEN	KULBACKS	4/21/2022	LL	19.44	661552	716036223	NPW
PILGRIM VILLAGE	SCREEN	KULBACKS	4/21/2022	LL	19.44	661624	716036223	NPW
PILGRIM VILLAGE	SCREEN	KULBACKS	4/21/2022	LL	22.25	661298	716036223	NPW
PILGRIM VILLAGE	SCREEN	KULBACKS	4/21/2022	LL	21.76	661353	716036223	NPW
PILGRIM VILLAGE	SCREEN	KULBACKS	4/21/2022	LL	21.9	661444	716036223	NPW
PILGRIM VILLAGE	SCREEN	KULBACKS	4/21/2022	LL	21.35	661522	716036223	NPW
PILGRIM VILLAGE	SCREEN	KULBACKS	4/21/2022	LL	22.19	661589	716036223	NPW
PILGRIM VILLAGE	SCREEN	KULBACKS	4/21/2022	LL	20.92	661668	716036223	NPW
PILGRIM VILLAGE	SCREEN	KULBACKS	4/21/2022	LL	22.38	661284	716036223	NPW
PILGRIM VILLAGE	SCREEN	KULBACKS	4/21/2022	LL	21.73	661337	716036223	NPW
PILGRIM VILLAGE	SCREEN	KULBACKS	4/21/2022	LL	21.09	661421	716036223	NPW
PILGRIM VILLAGE	SCREEN	KULBACKS	4/21/2022	LL	21.83	661500	716036223	NPW
PILGRIM VILLAGE	SCREEN	KULBACKS	4/21/2022	LL	22.3	661565	716036223	NPW
PILGRIM VILLAGE	SCREEN	KULBACKS	4/21/2022	LL	21.74	661647	716036223	NPW

PILGRIM VILLAGE	SCREEN	KULBACKS	4/21/2022	LL	20.44	661290	716036223	NPW
PILGRIM VILLAGE	SCREEN	KULBACKS	4/21/2022	LL	20.62	661343	716036223	NPW
PILGRIM VILLAGE	SCREEN	KULBACKS	4/21/2022	LL	20.81	661424	716036223	NPW
PILGRIM VILLAGE	SCREEN	KULBACKS	4/21/2022	LL	20.8	661503	716036223	NPW
PILGRIM VILLAGE	SCREEN	KULBACKS	4/21/2022	LL	20.72	661567	716036223	NPW
PILGRIM VILLAGE	SCREEN	KULBACKS	4/21/2022	LL	20.87	661649	716036223	NPW
PILGRIM VILLAGE	SCREEN	KULBACKS	4/21/2022	LL	22.25	661308	716036223	NPW
PILGRIM VILLAGE	SCREEN	KULBACKS	4/21/2022	LL	21.19	661371	716036223	NPW
PILGRIM VILLAGE	SCREEN	KULBACKS	4/21/2022	LL	21.76	661454	716036223	NPW
PILGRIM VILLAGE	SCREEN	KULBACKS	4/21/2022	LL	21.61	661672	716036223	NPW
PILGRIM VILLAGE	SCREEN	KULBACKS	4/21/2022	LL	21.41	661606	716036223	NPW
PILGRIM VILLAGE	SCREEN	KULBACKS	4/21/2022	LL	21.72	661535	716036223	NPW
PILGRIM VILLAGE	SCREEN	KULBACKS	4/21/2022	LL	18.66	661320	716036223	LARABA
PILGRIM VILLAGE	SCREEN	KULBACKS	4/21/2022	LL	18.52	661404	716036223	LARABA
PILGRIM VILLAGE	SCREEN	KULBACKS	4/21/2022	LL	19.02	661489	716036223	LARABA
PILGRIM VILLAGE	SCREEN	KULBACKS	4/21/2022	LL	19.17	661562	716036223	LARABA
PILGRIM VILLAGE	SCREEN	KULBACKS	4/21/2022	LL	19.16	661567	716036223	LARABA
PILGRIM VILLAGE	SCREEN	KULBACKS	4/21/2022	LL	18.52	661319	716036223	LARABA
PILGRIM VILLAGE	SCREEN	KULBACKS	4/21/2022	LL	19.25	661403	716036223	LARABA
PILGRIM VILLAGE	SCREEN	KULBACKS	4/21/2022	LL	19.75	661487	716036223	LARABA
PILGRIM VILLAGE	SCREEN	KULBACKS	4/21/2022	LL	19.34	661563	716036223	LARABA
PILGRIM VILLAGE	SCREEN	KULBACKS	4/21/2022	LL	19.24	661656	716036223	LARABA
PILGRIM VILLAGE	SCREEN	KULBACKS	4/21/2022	LL	21.58	661324	716036223	LARABA
PILGRIM VILLAGE	SCREEN	KULBACKS	4/21/2022	LL	21.5	661408	716036223	LARABA
PILGRIM VILLAGE	SCREEN	KULBACKS	4/21/2022	LL	21.78	661494	716036223	LARABA
PILGRIM VILLAGE	SCREEN	KULBACKS	4/21/2022	LL	21.87	661573	716036223	LARABA
PILGRIM VILLAGE	SCREEN	KULBACKS	4/21/2022	LL	22.26	661654	716036223	LARABA
PILGRIM VILLAGE	SCREEN	KULBACKS	4/21/2022	LL	20.24	661363	716036223	DOUBLE A
PILGRIM VILLAGE	SCREEN	KULBACKS	4/21/2022	LL	21.49	661448	716036223	DOUBLE A
PILGRIM VILLAGE	SCREEN	KULBACKS	4/21/2022	LL	20.64	661524	716036223	DOUBLE A
PILGRIM VILLAGE	SCREEN	KULBACKS	4/21/2022	LL	21.16	661591	716036223	DOUBLE A
PILGRIM VILLAGE	SCREEN	KULBACKS	4/21/2022	LL	20.99	661667	716036223	DOUBLE A
PILGRIM VILLAGE	SCREEN	KULBACKS	4/22/2022	LL	19.76	661733	716069874	BPT
PILGRIM VILLAGE	SCREEN	KULBACKS	4/22/2022	LL	19.96	661798	716069874	BPT
PILGRIM VILLAGE	SCREEN	KULBACKS	4/22/2022	LL	20.7	661867	716069874	BPT
PILGRIM VILLAGE	SCREEN	KULBACKS	4/22/2022	LL	20.35	661958	716069874	BPT
PILGRIM VILLAGE	SCREEN	KULBACKS	4/22/2022	LL	20.14	662035	716069874	BPT
PILGRIM VILLAGE	SCREEN	KULBACKS	4/22/2022	LL	20.13	661740	716069874	BPT
PILGRIM VILLAGE	SCREEN	KULBACKS	4/22/2022	LL	21.72	661807	716069874	BPT
PILGRIM VILLAGE	SCREEN	KULBACKS	4/22/2022	LL	20.82	661893	716069874	BPT
PILGRIM VILLAGE	SCREEN	KULBACKS	4/22/2022	LL	20.87	661972	716069874	BPT
PILGRIM VILLAGE	SCREEN	KULBACKS	4/22/2022	LL	21.57	662048	716069874	BPT
PILGRIM VILLAGE	SCREEN	KULBACKS	4/22/2022	LL	22.04	661734	716069874	BPT
PILGRIM VILLAGE	SCREEN	KULBACKS	4/22/2022	LL	21.79	661806	716069874	BPT
PILGRIM VILLAGE	SCREEN	KULBACKS	4/22/2022	LL	21.71	661873	716069874	BPT
PILGRIM VILLAGE	SCREEN	KULBACKS	4/22/2022	LL	22.16	661961	716069874	BPT
PILGRIM VILLAGE	SCREEN	KULBACKS	4/22/2022	LL	22.12	662036	716069874	BPT
PILGRIM VILLAGE	SCREEN	KULBACKS	4/22/2022	LL	21.87	661738	716069874	BTS
PILGRIM VILLAGE	SCREEN	KULBACKS	4/22/2022	LL	22.17	661804	716069874	BTS
PILGRIM VILLAGE	SCREEN	KULBACKS	4/22/2022	LL	21.89	661860	716069874	BTS
PILGRIM VILLAGE	SCREEN	KULBACKS	4/22/2022	LL	21.64	661937	716069874	BTS
PILGRIM VILLAGE	SCREEN	KULBACKS	4/22/2022	LL	21.58	662013	716069874	BTS
PILGRIM VILLAGE	SCREEN	KULBACKS	4/22/2022	LL	19.61	661723	716069874	GAM
PILGRIM VILLAGE	SCREEN	KULBACKS	4/22/2022	LL	20.81	661782	716069874	GAM
PILGRIM VILLAGE	SCREEN	KULBACKS	4/22/2022	LL	21.16	661849	716069874	GAM
PILGRIM VILLAGE	SCREEN	KULBACKS	4/22/2022	LL	19.73	661912	716069874	GAM
PILGRIM VILLAGE	SCREEN	KULBACKS	4/22/2022	LL	19.62	661992	716069874	GAM
PILGRIM VILLAGE	SCREEN	KULBACKS	4/22/2022	LL	20.89	661745	716069874	DESIGN
PILGRIM VILLAGE	SCREEN	KULBACKS	4/22/2022	LL	20.15	661813	716069874	DESIGN
PILGRIM VILLAGE	SCREEN	KULBACKS	4/22/2022	LL	20.12	661878	716069874	DESIGN
PILGRIM VILLAGE	SCREEN	KULBACKS	4/22/2022	LL	20.81	661976	716069874	DESIGN
PILGRIM VILLAGE	SCREEN	KULBACKS	4/22/2022	LL	20.26	662051	716069874	DESIGN
PILGRIM VILLAGE	SCREEN	KULBACKS	4/22/2022	LL	21.12	661744	716069874	DESIGN
PILGRIM VILLAGE	SCREEN	KULBACKS	4/22/2022	LL	20.76	661872	716069874	DESIGN
PILGRIM VILLAGE	SCREEN	KULBACKS	4/22/2022	LL	20.81	661880	716069874	DESIGN
PILGRIM VILLAGE	SCREEN	KULBACKS	4/22/2022	LL	19.5	661991	716069874	DESIGN
PILGRIM VILLAGE	SCREEN	KULBACKS	4/22/2022	LL	19.6	661577	716069874	JJ
PILGRIM VILLAGE	SCREEN	KULBACKS	4/22/2022	LL	20.04	661801	716069874	JJ
PILGRIM VILLAGE	SCREEN	KULBACKS	4/22/2022	LL	18.11	661864	716069874	JJ

CARMEN M. PARISO, INC. HIRED TRUCKS -

PILGRIM VILLAGE	SCREEN	KULBACKS	4/22/2022	LL	19.84	661952	716069874	JJ
PILGRIM VILLAGE	SCREEN	KULBACKS	4/22/2022	LL	19.26	662020	716069874	JJ
PILGRIM VILLAGE	SCREEN	KULBACKS	4/22/2022	LL	19.79	661741	716069874	TECH
PILGRIM VILLAGE	SCREEN	KULBACKS	4/22/2022	LL	19.53	661817	716069874	TECH
PILGRIM VILLAGE	SCREEN	KULBACKS	4/22/2022	LL	19.11	661883	716069874	TECH
PILGRIM VILLAGE	SCREEN	KULBACKS	4/22/2022	LL	19.49	661965	716069874	TECH
PILGRIM VILLAGE	SCREEN	KULBACKS	4/22/2022	LL	20.00	662029	716069874	TECH
PILGRIM VILLAGE	SCREEN	KULBACKS	4/22/2022	LL	21.7	661728	716069874	NPW
PILGRIM VILLAGE	SCREEN	KULBACKS	4/22/2022	LL	21.29	661790	716069874	NPW
PILGRIM VILLAGE	SCREEN	KULBACKS	4/22/2022	LL	22.04	661853	716069874	NPW
PILGRIM VILLAGE	SCREEN	KULBACKS	4/22/2022	LL	21.77	661926	716069874	NPW
PILGRIM VILLAGE	SCREEN	KULBACKS	4/22/2022	LL	21.6	661996	716069874	NPW
PILGRIM VILLAGE	SCREEN	KULBACKS	4/22/2022	LL	22.14	661725	716069874	NPW
PILGRIM VILLAGE	SCREEN	KULBACKS	4/22/2022	LL	21.72	661805	716069874	NPW
PILGRIM VILLAGE	SCREEN	KULBACKS	4/22/2022	LL	21.73	661857	716069874	NPW
PILGRIM VILLAGE	SCREEN	KULBACKS	4/22/2022	LL	21.65	661932	716069874	NPW
PILGRIM VILLAGE	SCREEN	KULBACKS	4/22/2022	LL	21.81	662003	716069874	NPW
PILGRIM VILLAGE	SCREEN	KULBACKS	4/22/2022	LL	19.85	661720	716069874	NPW
PILGRIM VILLAGE	SCREEN	KULBACKS	4/22/2022	LL	20.21	661781	716069874	NPW
PILGRIM VILLAGE	SCREEN	KULBACKS	4/22/2022	LL	19.84	661846	716069874	NPW
PILGRIM VILLAGE	SCREEN	KULBACKS	4/22/2022	LL	19.48	661911	716069874	NPW
PILGRIM VILLAGE	SCREEN	KULBACKS	4/22/2022	LL	20.54	661989	716069874	NPW
PILGRIM VILLAGE	SCREEN	KULBACKS	4/22/2022	LL	19.76	662055	716069874	NPW
PILGRIM VILLAGE	SCREEN	KULBACKS	4/22/2022	LL	21.93	661713	716069874	NPW
PILGRIM VILLAGE	SCREEN	KULBACKS	4/22/2022	LL	21.96	661766	716069874	NPW
PILGRIM VILLAGE	SCREEN	KULBACKS	4/22/2022	LL	22.18	661833	716069874	NPW
PILGRIM VILLAGE	SCREEN	KULBACKS	4/22/2022	LL	22.26	661901	716069874	NPW
PILGRIM VILLAGE	SCREEN	KULBACKS	4/22/2022	LL	22.01	661975	716069874	NPW
PILGRIM VILLAGE	SCREEN	KULBACKS	4/22/2022	LL	21.55	662040	716069874	NPW
PILGRIM VILLAGE	SCREEN	KULBACKS	4/22/2022	LL	19.9	661716	716069874	NPW
PILGRIM VILLAGE	SCREEN	KULBACKS	4/22/2022	LL	18.99	661771	716069874	NPW
PILGRIM VILLAGE	SCREEN	KULBACKS	4/22/2022	LL	20.61	661834	716069874	NPW
PILGRIM VILLAGE	SCREEN	KULBACKS	4/22/2022	LL	20.1	661904	716069874	NPW
PILGRIM VILLAGE	SCREEN	KULBACKS	4/22/2022	LL	20.13	661988	716069874	NPW
PILGRIM VILLAGE	SCREEN	KULBACKS	4/22/2022	LL	20.72	662042	716069874	NPW
PILGRIM VILLAGE	SCREEN	KULBACKS	4/22/2022	LL	20.43	661721	716069874	NPW
PILGRIM VILLAGE	SCREEN	KULBACKS	4/22/2022	LL	20.63	661791	716069874	NPW
PILGRIM VILLAGE	SCREEN	KULBACKS	4/22/2022	LL	21.05	61854	716069874	NPW
PILGRIM VILLAGE	SCREEN	KULBACKS	4/22/2022	LL	20.82	661934	716069874	NPW
PILGRIM VILLAGE	SCREEN	KULBACKS	4/22/2022	LL	21.35	662008	716069874	NPW
PILGRIM VILLAGE	SCREEN	KULBACKS	4/25/2022	LL	22.07	662105	716066319	BPT
PILGRIM VILLAGE	SCREEN	KULBACKS	4/25/2022	LL	21.99	662185	716066319	BPT
PILGRIM VILLAGE	SCREEN	KULBACKS	4/25/2022	LL	21.26	662245	716066319	BPT
PILGRIM VILLAGE	SCREEN	KULBACKS	4/25/2022	LL	21.61	662329	716066319	BPT
PILGRIM VILLAGE	SCREEN	KULBACKS	4/25/2022	LL	20.96	662405	716066319	BPT
PILGRIM VILLAGE	SCREEN	KULBACKS	4/25/2022	LL	21.63	662113	716066319	BPT
PILGRIM VILLAGE	SCREEN	KULBACKS	4/25/2022	LL	20.97	662189	716066319	BPT
PILGRIM VILLAGE	SCREEN	KULBACKS	4/25/2022	LL	20.76	662258	716066319	BPT
PILGRIM VILLAGE	SCREEN	KULBACKS	4/25/2022	LL	21.1	662344	716066319	BPT
PILGRIM VILLAGE	SCREEN	KULBACKS	4/25/2022	LL	20.4	662432	716066319	BPT
PILGRIM VILLAGE	SCREEN	KULBACKS	4/25/2022	LL	21.71	662116	716066319	BPT
PILGRIM VILLAGE	SCREEN	KULBACKS	4/25/2022	LL	20.62	662194	716066319	BPT
PILGRIM VILLAGE	SCREEN	KULBACKS	4/25/2022	LL	21.22	662265	716066319	BPT
PILGRIM VILLAGE	SCREEN	KULBACKS	4/25/2022	LL	20.54	662368	716066319	BPT
PILGRIM VILLAGE	SCREEN	KULBACKS	4/25/2022	LL	20.6	662440	716066319	BPT
PILGRIM VILLAGE	SCREEN	KULBACKS	4/25/2022	LL	20.44	662107	716066319	BPT
PILGRIM VILLAGE	SCREEN	KULBACKS	4/25/2022	LL	20.81	662177	716066319	BPT
PILGRIM VILLAGE	SCREEN	KULBACKS	4/25/2022	LL	19.94	662242	716066319	BPT
PILGRIM VILLAGE	SCREEN	KULBACKS	4/25/2022	LL	20.64	662314	716066319	BPT
PILGRIM VILLAGE	SCREEN	KULBACKS	4/25/2022	LL	20.27	662391	716066319	BPT
PILGRIM VILLAGE	SCREEN	KULBACKS	4/25/2022	LL	21.37	662115	716066319	BTS
PILGRIM VILLAGE	SCREEN	KULBACKS	4/25/2022	LL	21.03	662220	716066319	BTS
PILGRIM VILLAGE	SCREEN	KULBACKS	4/25/2022	LL	21.95	662282	716066319	BTS
PILGRIM VILLAGE	SCREEN	KULBACKS	4/25/2022	LL	20.29	662114	716066319	GAM
PILGRIM VILLAGE	SCREEN	KULBACKS	4/25/2022	LL	18.89	662192	716066319	GAM
PILGRIM VILLAGE	SCREEN	KULBACKS	4/25/2022	LL	20.1	662248	716066319	GAM
PILGRIM VILLAGE	SCREEN	KULBACKS	4/25/2022	LL	19.97	662318	716066319	GAM
PILGRIM VILLAGE	SCREEN	KULBACKS	4/25/2022	LL	19.76	662392	716066319	GAM
PILGRIM VILLAGE	SCREEN	KULBACKS	4/25/2022	LL	22.58	662110	716066319	NPW

PILGRIM VILLAGE	SCREEN	KULBACKS	4/25/2022	LL	21.28	662170	716066319	NPW
PILGRIM VILLAGE	SCREEN	KULBACKS	4/25/2022	LL	21.95	662237	716066319	NPW
PILGRIM VILLAGE	SCREEN	KULBACKS	4/25/2022	LL	21.66	662305	716066319	NPW
PILGRIM VILLAGE	SCREEN	KULBACKS	4/25/2022	LL	21.93	662375	716066319	NPW
PILGRIM VILLAGE	SCREEN	KULBACKS	4/25/2022	LL	20.94	662443	716066319	NPW
PILGRIM VILLAGE	SCREEN	KULBACKS	4/25/2022	LL	20.4	662097	716066319	NPW
PILGRIM VILLAGE	SCREEN	KULBACKS	4/25/2022	LL	20.2	662166	716066319	NPW
PILGRIM VILLAGE	SCREEN	KULBACKS	4/25/2022	LL	19.95	662268	716066319	NPW
PILGRIM VILLAGE	SCREEN	KULBACKS	4/25/2022	LL	19.79	662335	716066319	NPW
PILGRIM VILLAGE	SCREEN	KULBACKS	4/25/2022	LL	19.77	662407	716066319	NPW
PILGRIM VILLAGE	SCREEN	KULBACKS	4/25/2022	LL	20.8	662112	716066319	NPW
PILGRIM VILLAGE	SCREEN	KULBACKS	4/25/2022	LL	20.6	662179	716066319	NPW
PILGRIM VILLAGE	SCREEN	KULBACKS	4/25/2022	LL	19.3	662239	716066319	NPW
PILGRIM VILLAGE	SCREEN	KULBACKS	4/25/2022	LL	20.00	662306	716066319	NPW
PILGRIM VILLAGE	SCREEN	KULBACKS	4/25/2022	LL	19.42	662377	716066319	NPW
PILGRIM VILLAGE	SCREEN	KULBACKS	4/25/2022	LL	19.88	662444	716066319	NPW
PILGRIM VILLAGE	SCREEN	KULBACKS	4/25/2022	LL	19.67	662104	716066319	NPW
PILGRIM VILLAGE	SCREEN	KULBACKS	4/25/2022	LL	22.12	662167	716066319	NPW
PILGRIM VILLAGE	SCREEN	KULBACKS	4/25/2022	LL	21.74	662231	716066319	NPW
PILGRIM VILLAGE	SCREEN	KULBACKS	4/25/2022	LL	21.61	662299	716066319	NPW
PILGRIM VILLAGE	SCREEN	KULBACKS	4/25/2022	LL	20.81	662365	716066319	NPW
PILGRIM VILLAGE	SCREEN	KULBACKS	4/25/2022	LL	21.37	662439	716066319	NPW
PILGRIM VILLAGE	SCREEN	KULBACKS	4/25/2022	LL	19.26	662093	716066319	NPW
PILGRIM VILLAGE	SCREEN	KULBACKS	4/25/2022	LL	20.27	662174	716066319	NPW
PILGRIM VILLAGE	SCREEN	KULBACKS	4/25/2022	LL	19.11	662240	716066319	NPW
PILGRIM VILLAGE	SCREEN	KULBACKS	4/25/2022	LL	19.55	662341	716066319	NPW
PILGRIM VILLAGE	SCREEN	KULBACKS	4/25/2022	LL	19.36	662415	716066319	NPW
PILGRIM VILLAGE	SCREEN	KULBACKS	4/25/2022	LL	22.00	662106	716066319	NPW
PILGRIM VILLAGE	SCREEN	KULBACKS	4/25/2022	LL	22.22	662165	716066319	NPW
PILGRIM VILLAGE	SCREEN	KULBACKS	4/25/2022	LL	21.49	662230	716066319	NPW
PILGRIM VILLAGE	SCREEN	KULBACKS	4/25/2022	LL	21.16	662300	716066319	NPW
PILGRIM VILLAGE	SCREEN	KULBACKS	4/25/2022	LL	21.55	662370	716066319	NPW
PILGRIM VILLAGE	SCREEN	KULBACKS	4/25/2022	LL	21.41	662441	716066319	NPW
PILGRIM VILLAGE	SCREEN	KULBACKS	4/25/2022	LL	21.25	662118	716066319	DESIGN
PILGRIM VILLAGE	SCREEN	KULBACKS	4/25/2022	LL	20.78	662190	716066319	DESIGN
PILGRIM VILLAGE	SCREEN	KULBACKS	4/25/2022	LL	20.84	662310	716066319	DESIGN
PILGRIM VILLAGE	SCREEN	KULBACKS	4/25/2022	LL	20.14	662394	716066319	DESIGN
PILGRIM VILLAGE	SCREEN	KULBACKS	4/25/2022	LL	20.9	662133	716066319	DESIGN
PILGRIM VILLAGE	SCREEN	KULBACKS	4/25/2022	LL	20.79	662195	716066319	DESIGN
PILGRIM VILLAGE	SCREEN	KULBACKS	4/25/2022	LL	19.91	662259	716066319	DESIGN
PILGRIM VILLAGE	SCREEN	KULBACKS	4/25/2022	LL	20.35	662328	716066319	DESIGN
PILGRIM VILLAGE	SCREEN	KULBACKS	4/25/2022	LL	20.38	662401	716066319	DESIGN
PILGRIM VILLAGE	SCREEN	KULBACKS	4/25/2022	LL	19.91	662099	716066319	JJ
PILGRIM VILLAGE	SCREEN	KULBACKS	4/25/2022	LL	19.15	662164	716066319	JJ
PILGRIM VILLAGE	SCREEN	KULBACKS	4/25/2022	LL	18.65	662235	716066319	JJ
PILGRIM VILLAGE	SCREEN	KULBACKS	4/25/2022	LL	18.49	662312	716066319	JJ
PILGRIM VILLAGE	CR2	KULBACKS	4/26/2022	LL	19.49	662482	716066319	TURNKEY
PILGRIM VILLAGE	CR2	KULBACKS	4/26/2022	LL	20.62	662551	716066319	TURNKEY
PILGRIM VILLAGE	CR2	KULBACKS	4/26/2022	LL	20.29	662080	716066319	TURNKEY
PILGRIM VILLAGE	CR2	KULBACKS	4/26/2022	LL	20.3	662667	716066319	TURNKEY
PILGRIM VILLAGE	CR2	KULBACKS	4/26/2022	LL	20.32	662738	716066319	TURNKEY
PILGRIM VILLAGE	CR2	KULBACKS	4/26/2022	LL	20.4	662303	716066319	TURNKEY
PILGRIM VILLAGE	CR2	KULBACKS	4/26/2022	LL	22.6	662474	716066319	BPT
PILGRIM VILLAGE	CR2	KULBACKS	4/26/2022	LL	22.28	662556	716066319	BPT
PILGRIM VILLAGE	CR2	KULBACKS	4/26/2022	LL	22.33	662616	716066319	BPT
PILGRIM VILLAGE	CR2	KULBACKS	4/26/2022	LL	21.93	662699	716066319	BPT
PILGRIM VILLAGE	CR2	KULBACKS	4/26/2022	LL	22.04	662781	716066319	BPT
PILGRIM VILLAGE	CR2	KULBACKS	4/26/2022	LL	22.16	662475	716066319	BPT
PILGRIM VILLAGE	CR2	KULBACKS	4/26/2022	LL	20.97	662566	716066319	BPT
PILGRIM VILLAGE	CR2	KULBACKS	4/26/2022	LL	21.55	662623	716066319	BPT
PILGRIM VILLAGE	CR2	KULBACKS	4/26/2022	LL	21.26	662698	716066319	BPT
PILGRIM VILLAGE	CR2	KULBACKS	4/26/2022	LL	20.46	662784	716066319	BPT
PILGRIM VILLAGE	CR2	KULBACKS	4/26/2022	LL	22.18	662464	716066319	BPT
PILGRIM VILLAGE	CR2	KULBACKS	4/26/2022	LL	22.99	662541	716066319	BPT
PILGRIM VILLAGE	CR2	KULBACKS	4/26/2022	LL	21.98	662602	716066319	BPT
PILGRIM VILLAGE	CR2	KULBACKS	4/26/2022	LL	22.18	662677	716066319	BPT
PILGRIM VILLAGE	CR2	KULBACKS	4/26/2022	LL	22.08	662746	716066319	BPT
PILGRIM VILLAGE	CR2	KULBACKS	4/26/2022	LL	21.38	662811	716066319	BPT
PILGRIM VILLAGE	CR2	KULBACKS	4/26/2022	LL	21.27	662457	716066319	BTS

CARMEN M. PARISO, INC. HIRED TRUCKS -

PILGRIM VILLAGE	CR2	KULBACKS	4/26/2022	LL	21.24	662520	716066319	BTS
PILGRIM VILLAGE	CR2	KULBACKS	4/26/2022	LL	21.21	662586	716066319	BTS
PILGRIM VILLAGE	CR2	KULBACKS	4/26/2022	LL	21.51	662652	716066319	BTS
PILGRIM VILLAGE	CR2	KULBACKS	4/26/2022	LL	21.33	662715	716066319	BTS
PILGRIM VILLAGE	CR2	KULBACKS	4/26/2022	LL	20.89	662791	716066319	BTS
PILGRIM VILLAGE	CR2	KULBACKS	4/26/2022	LL	21.49	662491	716066319	MARRAN
PILGRIM VILLAGE	CR2	KULBACKS	4/26/2022	LL	21.97	662563	716066319	MARRAN
PILGRIM VILLAGE	CR2	KULBACKS	4/26/2022	LL	22.1	662622	716066319	MARRAN
PILGRIM VILLAGE	CR2	KULBACKS	4/26/2022	LL	21.6	662707	716066319	MARRAN
PILGRIM VILLAGE	CR2	KULBACKS	4/26/2022	LL	22.14	662778	716066319	MARRAN
PILGRIM VILLAGE	CR2	KULBACKS	4/26/2022	LL	21.74	662468	716066319	CIMATO
PILGRIM VILLAGE	CR2	KULBACKS	4/26/2022	LL	21.4	662531	716066319	CIMATO
PILGRIM VILLAGE	CR2	KULBACKS	4/26/2022	LL	21.53	662610	716066319	CIMATO
PILGRIM VILLAGE	CR2	KULBACKS	4/26/2022	LL	21.38	662671	716066319	CIMATO
PILGRIM VILLAGE	CR2	KULBACKS	4/26/2022	LL	21.75	662743	716066319	CIMATO
PILGRIM VILLAGE	CR2	KULBACKS	4/26/2022	LL	22.5	662453	716066319	NPW
PILGRIM VILLAGE	CR2	KULBACKS	4/26/2022	LL	22.32	662511	716066319	NPW
PILGRIM VILLAGE	CR2	KULBACKS	4/26/2022	LL	22.54	662581	716066319	NPW
PILGRIM VILLAGE	CR2	KULBACKS	4/26/2022	LL	22.45	662637	716066319	NPW
PILGRIM VILLAGE	CR2	KULBACKS	4/26/2022	LL	22.55	662706	716066319	NPW
PILGRIM VILLAGE	CR2	KULBACKS	4/26/2022	LL	22.43	662779	716066319	NPW
PILGRIM VILLAGE	CR2	KULBACKS	4/26/2022	LL	22.04	662456	716066319	NPW
PILGRIM VILLAGE	CR2	KULBACKS	4/26/2022	LL	21.91	662519	716066319	NPW
PILGRIM VILLAGE	CR2	KULBACKS	4/26/2022	LL	21.61	662585	716066319	NPW
PILGRIM VILLAGE	CR2	KULBACKS	4/26/2022	LL	21.56	662639	716066319	NPW
PILGRIM VILLAGE	CR2	KULBACKS	4/26/2022	LL	21.74	662712	716066319	NPW
PILGRIM VILLAGE	CR2	KULBACKS	4/26/2022	LL	21.72	662782	716066319	NPW
PILGRIM VILLAGE	CR2	KULBACKS	4/26/2022	LL	20.92	662455	716066319	NPW
PILGRIM VILLAGE	CR2	KULBACKS	4/26/2022	LL	20.93	662517	716066319	NPW
PILGRIM VILLAGE	CR2	KULBACKS	4/26/2022	LL	20.91	662587	716066319	NPW
PILGRIM VILLAGE	CR2	KULBACKS	4/26/2022	LL	20.98	662636	716066319	NPW
PILGRIM VILLAGE	CR2	KULBACKS	4/26/2022	LL	20.79	662704	716066319	NPW
PILGRIM VILLAGE	CR2	KULBACKS	4/26/2022	LL	20.98	662775	716066319	NPW
PILGRIM VILLAGE	CR2	KULBACKS	4/26/2022	LL	21.98	662452	716066319	NPW
PILGRIM VILLAGE	CR2	KULBACKS	4/26/2022	LL	21.53	662510	716066319	NPW
PILGRIM VILLAGE	CR2	KULBACKS	4/26/2022	LL	21.85	662579	716066319	NPW
PILGRIM VILLAGE	CR2	KULBACKS	4/26/2022	LL	21.95	662635	716066319	NPW
PILGRIM VILLAGE	CR2	KULBACKS	4/26/2022	LL	22.29	662702	716066319	NPW
PILGRIM VILLAGE	CR2	KULBACKS	4/26/2022	LL	21.71	662774	716066319	NPW
PILGRIM VILLAGE	CR2	KULBACKS	4/26/2022	LL	22.19	662501	716066319	DESIGN
PILGRIM VILLAGE	CR2	KULBACKS	4/26/2022	LL	21.91	662570	716066319	DESIGN
PILGRIM VILLAGE	CR2	KULBACKS	4/26/2022	LL	22.35	662640	716066319	DESIGN
PILGRIM VILLAGE	CR2	KULBACKS	4/26/2022	LL	21.9	662716	716066319	DESIGN
PILGRIM VILLAGE	CR2	KULBACKS	4/26/2022	LL	21.77	662787	716066319	DESIGN
PILGRIM VILLAGE	CR2	KULBACKS	4/26/2022	LL	19.32	662477	716066319	JJ
PILGRIM VILLAGE	CR2	KULBACKS	4/26/2022	LL	19.75	662553	716066319	JJ
PILGRIM VILLAGE	CR2	KULBACKS	4/26/2022	LL	19.26	662614	716066319	JJ
PILGRIM VILLAGE	CR2	KULBACKS	4/26/2022	LL	19.79	662686	716066319	JJ
PILGRIM VILLAGE	CR2	KULBACKS	4/26/2022	LL	19.71	662777	716066319	JJ
PILGRIM VILLAGE	CR2	KULBACKS	4/26/2022	LL	22.18	662464	716066319	BPT
PILGRIM VILLAGE	CR2	KULBACKS	4/26/2022	LL	22.99	662541	716066319	BPT
PILGRIM VILLAGE	CR2	KULBACKS	4/26/2022	LL	21.98	662602	716066319	BPT
PILGRIM VILLAGE	CR2	KULBACKS	4/26/2022	LL	22.18	662677	716066319	BPT
PILGRIM VILLAGE	CR2	KULBACKS	4/26/2022	LL	22.08	662746	716066319	BPT
PILGRIM VILLAGE	CR2	KULBACKS	4/26/2022	LL	21.38	662811	716066319	BPT
					April Total (tons)		19592.59	
PILGRIM VILLAGE	CR6	KULBACKS	5/13/2022	LL	20.36	666295	716161615	BPT
PILGRIM VILLAGE	CR6	KULBACKS	5/13/2022	LL	22.18	666297	716161615	BPT
PILGRIM VILLAGE	CR6	KULBACKS	5/13/2022	LL	20.67	666287	716161615	GAM
PILGRIM VILLAGE	CR6	KULBACKS	5/13/2022	LL	21.86	666293	716161615	SILVER
PILGRIM VILLAGE	CR6	KULBACKS	5/13/2022	LL	21.97	666294	716161615	NPW
PILGRIM VILLAGE	CR6	KULBACKS	5/13/2022	LL	20.24	666291	716161615	NPW
PILGRIM VILLAGE	CR6	KULBACKS	5/13/2022	LL	22.72	666290	716161615	CJK
PILGRIM VILLAGE	CR6	KULBACKS	5/13/2022	LL	18.51	666288	716161615	RM
PILGRIM VILLAGE	CR6	KULBACKS	5/13/2022	LL	19.58	666298	716161615	TECH
PILGRIM VILLAGE	CR6	KULBACKS	5/17/2022	LL	21.94	666844	716198777	BPT
PILGRIM VILLAGE	CR6	KULBACKS	5/17/2022	LL	21.77	666894	716198777	BPT
PILGRIM VILLAGE	CR6	KULBACKS	5/17/2022	LL	21.93	666958	716198777	BPT
PILGRIM VILLAGE	CR6	KULBACKS	5/17/2022	LL	22.27	666845	716198777	BPT

PILGRIM VILLAGE	CR6	KULBACKS	5/17/2022	LL	21.6	666901	716198777	BPT
PILGRIM VILLAGE	CR6	KULBACKS	5/17/2022	LL	22.28	666959	716198777	BPT
PILGRIM VILLAGE	CR6	KULBACKS	5/17/2022	LL	21.07	666848	716198777	BPT
PILGRIM VILLAGE	CR6	KULBACKS	5/17/2022	LL	22.01	666899	716198777	BPT
PILGRIM VILLAGE	CR6	KULBACKS	5/17/2022	LL	21.00	666955	716198777	BPT
PILGRIM VILLAGE	CR6	KULBACKS	5/17/2022	LL	20.72	666847	716198777	BPT
PILGRIM VILLAGE	CR6	KULBACKS	5/17/2022	LL	20.67	666897	716198777	BPT
PILGRIM VILLAGE	CR6	KULBACKS	5/17/2022	LL	20.28	666956	716198777	BPT
PILGRIM VILLAGE	CR6	KULBACKS	5/17/2022	LL	21.52	666853	716198777	BRENON
PILGRIM VILLAGE	CR6	KULBACKS	5/17/2022	LL	21.32	666895	716198777	BRENON
PILGRIM VILLAGE	CR6	KULBACKS	5/17/2022	LL	21.41	666947	716198777	BRENON
PILGRIM VILLAGE	CR6	KULBACKS	5/17/2022	LL	22.47	666849	716198777	LLOYD
PILGRIM VILLAGE	CR6	KULBACKS	5/17/2022	LL	22.56	666892	716198777	LLOYD
PILGRIM VILLAGE	CR6	KULBACKS	5/17/2022	LL	22.73	666957	716198777	LLOYD
PILGRIM VILLAGE	CR6	KULBACKS	5/17/2022	LL	23.07	666843	716198777	LLOYD
PILGRIM VILLAGE	CR6	KULBACKS	5/17/2022	LL	23.3	666886	716198777	LLOYD
PILGRIM VILLAGE	CR6	KULBACKS	5/17/2022	LL	23.29	666942	716198777	LLOYD
PILGRIM VILLAGE	SCREEN	KULBACKS	5/17/2022	LL	21.82	667011	716205146	BPT
PILGRIM VILLAGE	SCREEN	KULBACKS	5/17/2022	LL	20.79	667063	716205146	BPT
PILGRIM VILLAGE	SCREEN	KULBACKS	5/17/2022	LL	22.23	667008	716205146	BPT
PILGRIM VILLAGE	SCREEN	KULBACKS	5/17/2022	LL	20.23	666998	716205146	BPT
PILGRIM VILLAGE	SCREEN	KULBACKS	5/17/2022	LL	19.60	667043	716205146	BPT
PILGRIM VILLAGE	SCREEN	KULBACKS	5/17/2022	LL	21.34	666999	716205146	BPT
PILGRIM VILLAGE	SCREEN	KULBACKS	5/17/2022	LL	20.7	667045	716205146	BPT
PILGRIM VILLAGE	SCREEN	KULBACKS	5/17/2022	LL	20.55	666988	716205146	BRENON
PILGRIM VILLAGE	SCREEN	KULBACKS	5/17/2022	LL	21.00	667036	716205146	BRENON
PILGRIM VILLAGE	SCREEN	KULBACKS	5/17/2022	LL	22.44	666978	716205146	LLOYD
PILGRIM VILLAGE	SCREEN	KULBACKS	5/17/2022	LL	22.45	667025	716205146	LLOYD
PILGRIM VILLAGE	SCREEN	KULBACKS	5/17/2022	LL	23.26	667080	716205146	LLOYD
PILGRIM VILLAGE	SCREEN	KULBACKS	5/17/2022	LL	21.84	667086	716205146	LLOYD
PILGRIM VILLAGE	SCREEN	KULBACKS	5/17/2022	LL	22.11	667038	716205146	LLOYD
PILGRIM VILLAGE	SCREEN	KULBACKS	5/17/2022	LL	22.11	666997	716205146	LLOYD
PILGRIM VILLAGE	SCREEN	KULBACKS	5/18/2022	LL	19.89	667104	716205146	BPT
PILGRIM VILLAGE	SCREEN	KULBACKS	5/18/2022	LL	21.76	667401	716205146	PLI
PILGRIM VILLAGE	SCREEN	KULBACKS	5/18/2022	LL	21.5	667130	716205146	PLI
PILGRIM VILLAGE	SCREEN	KULBACKS	5/18/2022	LL	21.43	667199	716205146	PLI
PILGRIM VILLAGE	SCREEN	KULBACKS	5/18/2022	LL	22.21	667267	716205146	PLI
PILGRIM VILLAGE	SCREEN	KULBACKS	5/18/2022	LL	19.98	667333	716205146	PLI
PILGRIM VILLAGE	SCREEN	KULBACKS	5/18/2022	LL	20.59	667403	716205146	PLI
PILGRIM VILLAGE	SCREEN	KULBACKS	5/18/2022	LL	20.65	667423	716205146	PLI
PILGRIM VILLAGE	SCREEN	KULBACKS	5/18/2022	LL	22.63	667128	716205146	PLI
PILGRIM VILLAGE	SCREEN	KULBACKS	5/18/2022	LL	21.58	667191	716205146	PLI
PILGRIM VILLAGE	SCREEN	KULBACKS	5/18/2022	LL	22.3	667261	716205146	PLI
PILGRIM VILLAGE	SCREEN	KULBACKS	5/18/2022	LL	20.55	667330	716205146	PLI
PILGRIM VILLAGE	SCREEN	KULBACKS	5/18/2022	LL	22.46	667390	716205146	PLI
PILGRIM VILLAGE	SCREEN	KULBACKS	5/18/2022	LL	20.59	67112	716205146	NPW
PILGRIM VILLAGE	SCREEN	KULBACKS	5/18/2022	LL	20.59	667157	716205146	NPW
PILGRIM VILLAGE	SCREEN	KULBACKS	5/18/2022	LL	19.93	667224	716205146	NPW
PILGRIM VILLAGE	SCREEN	KULBACKS	5/18/2022	LL	20.14	667279	716205146	NPW
PILGRIM VILLAGE	SCREEN	KULBACKS	5/18/2022	LL	20.75	667371	716205146	NPW
PILGRIM VILLAGE	SCREEN	KULBACKS	5/18/2022	LL	21.51	667158	716205146	NPW
PILGRIM VILLAGE	SCREEN	KULBACKS	5/18/2022	LL	22.53	667114	716205146	NPW
PILGRIM VILLAGE	SCREEN	KULBACKS	5/18/2022	LL	21.51	667226	716205146	NPW
PILGRIM VILLAGE	SCREEN	KULBACKS	5/18/2022	LL	21.36	667282	716205146	NPW
PILGRIM VILLAGE	SCREEN	KULBACKS	5/18/2022	LL	21.48	667372	716205146	NPW
PILGRIM VILLAGE	SCREEN	KULBACKS	5/18/2022	LL	21.93	667118	716205146	NPW
PILGRIM VILLAGE	SCREEN	KULBACKS	5/18/2022	LL	21.58	667170	716205146	NPW
PILGRIM VILLAGE	SCREEN	KULBACKS	5/18/2022	LL	21.5	667238	716205146	NPW
PILGRIM VILLAGE	SCREEN	KULBACKS	5/18/2022	LL	21.22	667308	716205146	NPW
PILGRIM VILLAGE	SCREEN	KULBACKS	5/18/2022	LL	20.63	667378	716205146	NPW
PILGRIM VILLAGE	SCREEN	KULBACKS	5/18/2022	LL	20.64	667119	716205146	NPW
PILGRIM VILLAGE	SCREEN	KULBACKS	5/18/2022	LL	21.6	667172	716205146	NPW
PILGRIM VILLAGE	SCREEN	KULBACKS	5/18/2022	LL	21.48	667266	716205146	NPW
PILGRIM VILLAGE	SCREEN	KULBACKS	5/18/2022	LL	21.11	667331	716205146	NPW
PILGRIM VILLAGE	SCREEN	KULBACKS	5/18/2022	LL	21.27	667391	716205146	NPW
PILGRIM VILLAGE	SCREEN	KULBACKS	5/18/2022	LL	21.48	667111	716205146	NPW
PILGRIM VILLAGE	SCREEN	KULBACKS	5/18/2022	LL	21.56	667156	716205146	NPW
PILGRIM VILLAGE	SCREEN	KULBACKS	5/18/2022	LL	21.89	667223	716205146	NPW
PILGRIM VILLAGE	SCREEN	KULBACKS	5/18/2022	LL	20.33	667278	716205146	NPW

PILGRIM VILLAGE	SCREEN	KULBACKS	5/18/2022	LL	21.79	667406	716205146	NPW
PILGRIM VILLAGE	SCREEN	KULBACKS	5/18/2022	LL	22.61	667116	716205146	BTS
PILGRIM VILLAGE	SCREEN	KULBACKS	5/18/2022	LL	22.01	667168	716205146	BTS
PILGRIM VILLAGE	SCREEN	KULBACKS	5/18/2022	LL	21.39	667241	716205146	BTS
PILGRIM VILLAGE	SCREEN	KULBACKS	5/18/2022	LL	20.75	667312	716205146	BTS
PILGRIM VILLAGE	SCREEN	KULBACKS	5/18/2022	LL	22.22	667376	716205146	BTS
PILGRIM VILLAGE	SCREEN	KULBACKS	5/19/2022	LL	20.88	667685	716205146	BPT
PILGRIM VILLAGE	SCREEN	KULBACKS	5/19/2022	LL	22.32	667777	716205146	BPT
PILGRIM VILLAGE	SCREEN	KULBACKS	5/19/2022	LL	20.79	667690	716205146	BPT
PILGRIM VILLAGE	SCREEN	KULBACKS	5/19/2022	LL	21.76	667784	716205146	BPT
PILGRIM VILLAGE	SCREEN	KULBACKS	5/19/2022	LL	20.38	667643	716205146	BPT
PILGRIM VILLAGE	SCREEN	KULBACKS	5/19/2022	LL	20.99	667715	716205146	BPT
PILGRIM VILLAGE	SCREEN	KULBACKS	5/19/2022	LL	21.17	667689	716205146	BPT
PILGRIM VILLAGE	SCREEN	KULBACKS	5/19/2022	LL	22.12	667779	716205146	BPT
PILGRIM VILLAGE	SCREEN	KULBACKS	5/19/2022	LL	20.57	667665	716205146	NPW
PILGRIM VILLAGE	SCREEN	KULBACKS	5/19/2022	LL	22.18	667776	716205146	NPW
PILGRIM VILLAGE	SCREEN	KULBACKS	5/19/2022	LL	22.11	667476	716205146	NPW
PILGRIM VILLAGE	SCREEN	KULBACKS	5/19/2022	LL	21.51	667547	716205146	NPW
PILGRIM VILLAGE	SCREEN	KULBACKS	5/19/2022	LL	21.96	667629	716205146	NPW
PILGRIM VILLAGE	SCREEN	KULBACKS	5/19/2022	LL	20.93	667705	716205146	NPW
PILGRIM VILLAGE	SCREEN	KULBACKS	5/19/2022	LL	21.52	667781	716205146	NPW
PILGRIM VILLAGE	SCREEN	KULBACKS	5/19/2022	LL	21.30	667448	716205146	BRENON
PILGRIM VILLAGE	SCREEN	KULBACKS	5/19/2022	LL	20.73	667514	716205146	BRENON
PILGRIM VILLAGE	SCREEN	KULBACKS	5/19/2022	LL	20.33	667599	716205146	BRENON
PILGRIM VILLAGE	SCREEN	KULBACKS	5/19/2022	LL	19.93	667683	716205146	BRENON
PILGRIM VILLAGE	SCREEN	KULBACKS	5/19/2022	LL	21.65	667772	716205146	BRENON
PILGRIM VILLAGE	SCREEN	KULBACKS	5/19/2022	LL	22.18	667472	716205146	BTS
PILGRIM VILLAGE	SCREEN	KULBACKS	5/19/2022	LL	21.55	667553	716205146	BTS
PILGRIM VILLAGE	SCREEN	KULBACKS	5/19/2022	LL	21.27	667603	716205146	BTS
PILGRIM VILLAGE	SCREEN	KULBACKS	5/19/2022	LL	20.44	667686	716205146	BTS
PILGRIM VILLAGE	SCREEN	KULBACKS	5/19/2022	LL	22.21	667773	716205146	BTS
PILGRIM VILLAGE	SCREEN	KULBACKS	5/19/2022	LL	22.38	667473	716205146	CJK
PILGRIM VILLAGE	SCREEN	KULBACKS	5/19/2022	LL	22.18	667539	716205146	CJK
PILGRIM VILLAGE	SCREEN	KULBACKS	5/19/2022	LL	21.26	667605	716205146	CJK
PILGRIM VILLAGE	SCREEN	KULBACKS	5/19/2022	LL	20.58	667687	716205146	CJK
PILGRIM VILLAGE	SCREEN	KULBACKS	5/19/2022	LL	21.83	667774	716205146	CJK
PILGRIM VILLAGE	SCREEN	KULBACKS	5/19/2022	LL	20.78	667481	716205146	LORENZ
PILGRIM VILLAGE	SCREEN	KULBACKS	5/19/2022	LL	20.50	667565	716205146	LORENZ
PILGRIM VILLAGE	SCREEN	KULBACKS	5/19/2022	LL	20.69	667636	716205146	LORENZ
PILGRIM VILLAGE	SCREEN	KULBACKS	5/19/2022	LL	20.62	667706	716205146	LORENZ
PILGRIM VILLAGE	SCREEN	KULBACKS	5/19/2022	LL	20.96	667785	716205146	LORENZ
PILGRIM VILLAGE	SCREEN	KULBACKS	5/19/2022	LL	21.26	667482	716205146	LORENZ
PILGRIM VILLAGE	SCREEN	KULBACKS	5/19/2022	LL	20.39	667568	716205146	LORENZ
PILGRIM VILLAGE	SCREEN	KULBACKS	5/19/2022	LL	20.12	667637	716205146	LORENZ
PILGRIM VILLAGE	SCREEN	KULBACKS	5/19/2022	LL	20.64	667709	716205146	LORENZ
PILGRIM VILLAGE	SCREEN	KULBACKS	5/19/2022	LL	21.04	667787	716205146	LORENZ
PILGRIM VILLAGE	SCREEN	KULBACKS	5/20/2022	LL	21.46	667854	716243357	PLI
PILGRIM VILLAGE	SCREEN	KULBACKS	5/20/2022	LL	22.33	667909	716243357	PLI
PILGRIM VILLAGE	SCREEN	KULBACKS	5/20/2022	LL	22.15	667963	716243357	PLI
PILGRIM VILLAGE	SCREEN	KULBACKS	5/20/2022	LL	22.58	668024	716243357	PLI
PILGRIM VILLAGE	SCREEN	KULBACKS	5/20/2022	LL	21.97	668087	716243357	PLI
PILGRIM VILLAGE	SCREEN	KULBACKS	5/20/2022	LL	21.86	668130	716243357	PLI
PILGRIM VILLAGE	SCREEN	KULBACKS	5/20/2022	LL	21.52	667859	716243357	BPT
PILGRIM VILLAGE	SCREEN	KULBACKS	5/20/2022	LL	22.04	667941	716243357	BPT
PILGRIM VILLAGE	SCREEN	KULBACKS	5/20/2022	LL	21.8	667986	716243357	BPT
PILGRIM VILLAGE	SCREEN	KULBACKS	5/20/2022	LL	22.19	668047	716243357	BPT
PILGRIM VILLAGE	SCREEN	KULBACKS	5/20/2022	LL	21.71	668110	716243357	BPT
PILGRIM VILLAGE	SCREEN	KULBACKS	5/20/2022	LL	20.28	667860	716243357	BPT
PILGRIM VILLAGE	SCREEN	KULBACKS	5/20/2022	LL	20.69	667919	716243357	BPT
PILGRIM VILLAGE	SCREEN	KULBACKS	5/20/2022	LL	20.46	667987	716243357	BPT
PILGRIM VILLAGE	SCREEN	KULBACKS	5/20/2022	LL	20.73	668048	716243357	BPT
PILGRIM VILLAGE	SCREEN	KULBACKS	5/20/2022	LL	20.62	668111	716243357	BPT
PILGRIM VILLAGE	SCREEN	KULBACKS	5/20/2022	LL	21.98	667857	716243357	BPT
PILGRIM VILLAGE	SCREEN	KULBACKS	5/20/2022	LL	21.8	667913	716243357	BPT
PILGRIM VILLAGE	SCREEN	KULBACKS	5/20/2022	LL	21.94	667983	716243357	BPT
PILGRIM VILLAGE	SCREEN	KULBACKS	5/20/2022	LL	21.86	668043	716243357	BPT
PILGRIM VILLAGE	SCREEN	KULBACKS	5/20/2022	LL	22.13	668108	716243357	BPT
PILGRIM VILLAGE	SCREEN	KULBACKS	5/20/2022	LL	21.41	667866	716243357	NPW
PILGRIM VILLAGE	SCREEN	KULBACKS	5/20/2022	LL	21.96	667920	716243357	NPW

CARMEN M. PARISO, INC. HIRED TRUCKS -

PILGRIM VILLAGE	SCREEN	KULBACKS	5/20/2022	LL	21.96	667984	716243357	NPW
PILGRIM VILLAGE	SCREEN	KULBACKS	5/20/2022	LL	21.87	668044	716243357	NPW
PILGRIM VILLAGE	SCREEN	KULBACKS	5/20/2022	LL	21.82	668106	716243357	NPW
PILGRIM VILLAGE	SCREEN	KULBACKS	5/20/2022	LL	20.94	667864	716243357	NPW
PILGRIM VILLAGE	SCREEN	KULBACKS	5/20/2022	LL	21.26	667912	716243357	NPW
PILGRIM VILLAGE	SCREEN	KULBACKS	5/20/2022	LL	21.48	667965	716243357	NPW
PILGRIM VILLAGE	SCREEN	KULBACKS	5/20/2022	LL	21.03	668023	716243357	NPW
PILGRIM VILLAGE	SCREEN	KULBACKS	5/20/2022	LL	21.01	668085	716243357	NPW
PILGRIM VILLAGE	SCREEN	KULBACKS	5/20/2022	LL	21.39	667858	716243357	BRENON
PILGRIM VILLAGE	SCREEN	KULBACKS	5/20/2022	LL	21.58	667910	716243357	BRENON
PILGRIM VILLAGE	SCREEN	KULBACKS	5/20/2022	LL	21.49	667964	716243357	BRENON
PILGRIM VILLAGE	SCREEN	KULBACKS	5/20/2022	LL	21.47	668022	716243357	BRENON
PILGRIM VILLAGE	SCREEN	KULBACKS	5/20/2022	LL	20.94	668083	716243357	BRENON
PILGRIM VILLAGE	SCREEN	KULBACKS	5/20/2022	LL	21.68	668129	716243357	BRENON
PILGRIM VILLAGE	SCREEN	KULBACKS	5/20/2022	LL	21.81	667862	716243357	CJK
PILGRIM VILLAGE	SCREEN	KULBACKS	5/20/2022	LL	22.36	667916	716243357	CJK
PILGRIM VILLAGE	SCREEN	KULBACKS	5/20/2022	LL	21.21	667982	716243357	CJK
PILGRIM VILLAGE	SCREEN	KULBACKS	5/20/2022	LL	21.81	668041	716243357	CJK
PILGRIM VILLAGE	SCREEN	KULBACKS	5/20/2022	LL	22.15	668105	716243357	CJK
PILGRIM VILLAGE	CR6	KULBACKS	5/23/2022	LL	21.33	668265	715205146	BPT
PILGRIM VILLAGE	CR6	KULBACKS	5/23/2022	LL	20.84	668360	715205146	BPT
PILGRIM VILLAGE	CR6	KULBACKS	5/23/2022	LL	20.81	668263	715205146	BPT
PILGRIM VILLAGE	CR6	KULBACKS	5/23/2022	LL	20.36	668357	715205146	BPT
PILGRIM VILLAGE	ST1	KULBACKS	5/23/2022	LL	22.18	668163	715205146	PLI
PILGRIM VILLAGE	ST1	KULBACKS	5/23/2022	LL	21.65	668219	715205146	PLI
PILGRIM VILLAGE	SCREEN	KULBACKS	5/23/2022	LL	22.27	668284	716243357	PLI
PILGRIM VILLAGE	SCREEN	KULBACKS	5/23/2022	LL	21.78	668346	716243357	PLI
PILGRIM VILLAGE	SCREEN	KULBACKS	5/23/2022	LL	22.34	668425	716243357	PLI
PILGRIM VILLAGE	SCREEN	KULBACKS	5/23/2022	LL	22.08	668489	716243357	PLI
PILGRIM VILLAGE	SCREEN	KULBACKS	5/23/2022	LL	21.5	668173	716243357	BPT
PILGRIM VILLAGE	SCREEN	KULBACKS	5/23/2022	LL	21.64	668239	716243357	BPT
PILGRIM VILLAGE	SCREEN	KULBACKS	5/23/2022	LL	21.25	668318	716243357	BPT
PILGRIM VILLAGE	SCREEN	KULBACKS	5/23/2022	LL	22.35	668391	716243357	BPT
PILGRIM VILLAGE	SCREEN	KULBACKS	5/23/2022	LL	22.3	668485	716243357	BPT
PILGRIM VILLAGE	SCREEN	KULBACKS	5/23/2022	LL	21.96	668171	716243357	BPT
PILGRIM VILLAGE	SCREEN	KULBACKS	5/23/2022	LL	21.27	668221	716243357	BPT
PILGRIM VILLAGE	SCREEN	KULBACKS	5/23/2022	LL	21.13	668319	716243357	BPT
PILGRIM VILLAGE	SCREEN	KULBACKS	5/23/2022	LL	22.44	668393	716243357	BPT
PILGRIM VILLAGE	SCREEN	KULBACKS	5/23/2022	LL	21.67	668162	716243357	NPW
PILGRIM VILLAGE	SCREEN	KULBACKS	5/23/2022	LL	21.69	668222	716243357	NPW
PILGRIM VILLAGE	SCREEN	KULBACKS	5/23/2022	LL	20.74	668317	716243357	NPW
PILGRIM VILLAGE	SCREEN	KULBACKS	5/23/2022	LL	21.5	668382	716243357	NPW
PILGRIM VILLAGE	SCREEN	KULBACKS	5/23/2022	LL	21.19	668450	716243357	NPW
PILGRIM VILLAGE	SCREEN	KULBACKS	5/23/2022	LL	21.68	668151	716243357	NPW
PILGRIM VILLAGE	SCREEN	KULBACKS	5/23/2022	LL	22.16	668211	716243357	NPW
PILGRIM VILLAGE	SCREEN	KULBACKS	5/23/2022	LL	21.67	668274	716243357	NPW
PILGRIM VILLAGE	SCREEN	KULBACKS	5/23/2022	LL	22.02	668345	716243357	NPW
PILGRIM VILLAGE	SCREEN	KULBACKS	5/23/2022	LL	21.52	668418	716243357	NPW
PILGRIM VILLAGE	SCREEN	KULBACKS	5/23/2022	LL	21.46	668486	716243357	NPW
PILGRIM VILLAGE	SCREEN	KULBACKS	5/23/2022	LL	20.8	668150	716243357	BRENON
PILGRIM VILLAGE	SCREEN	KULBACKS	5/23/2022	LL	20.95	668213	716243357	BRENON
PILGRIM VILLAGE	SCREEN	KULBACKS	5/23/2022	LL	20.87	668275	716243357	BRENON
PILGRIM VILLAGE	SCREEN	KULBACKS	5/23/2022	LL	21.56	668340	716243357	BRENON
PILGRIM VILLAGE	SCREEN	KULBACKS	5/23/2022	LL	21.11	668474	716243357	BRENON
PILGRIM VILLAGE	SCREEN	KULBACKS	5/23/2022	LL	21.7	668487	716243357	BRENON
PILGRIM VILLAGE	SCREEN	KULBACKS	5/23/2022	LL	22.14	668192	716243357	BTS
PILGRIM VILLAGE	SCREEN	KULBACKS	5/23/2022	LL	21.95	668258	716243357	BTS
PILGRIM VILLAGE	SCREEN	KULBACKS	5/23/2022	LL	22.16	658328	716243357	BTS
PILGRIM VILLAGE	SCREEN	KULBACKS	5/23/2022	LL	21.74	658397	716243357	BTS
PILGRIM VILLAGE	SCREEN	KULBACKS	5/23/2022	LL	22.49	658484	716243357	BTS
PILGRIM VILLAGE	SCREEN	KULBACKS	5/23/2022	LL	21.52	668175	716243357	CJK
PILGRIM VILLAGE	SCREEN	KULBACKS	5/23/2022	LL	21.68	668241	716243357	CJK
PILGRIM VILLAGE	SCREEN	KULBACKS	5/23/2022	LL	21.69	668317	716243357	CJK
PILGRIM VILLAGE	SCREEN	KULBACKS	5/23/2022	LL	21.6	668386	716243357	CJK
PILGRIM VILLAGE	SCREEN	KULBACKS	5/23/2022	LL	22.25	668454	716243357	CJK
PILGRIM VILLAGE	SCREEN	KULBACKS	5/23/2022	LL	21.75	668180	716243357	MARRAN
PILGRIM VILLAGE	SCREEN	KULBACKS	5/23/2022	LL	21.88	668240	716243357	MARRAN
PILGRIM VILLAGE	SCREEN	KULBACKS	5/23/2022	LL	21.44	668315	716243357	MARRAN
PILGRIM VILLAGE	SCREEN	KULBACKS	5/23/2022	LL	22.4	668396	716243357	MARRAN

PILGRIM VILLAGE	SCREEN	KULBACKS	5/23/2022	LL	21.96	668482	716243357	MARRAN
PILGRIM VILLAGE	SCREEN	KULBACKS	5/24/2022	LL	20.12	668637	716243359	BPT
PILGRIM VILLAGE	SCREEN	KULBACKS	5/24/2022	LL	20.63	668697	716243359	BPT
PILGRIM VILLAGE	SCREEN	KULBACKS	5/24/2022	LL	21.45	668555	716243359	BPT
PILGRIM VILLAGE	SCREEN	KULBACKS	5/24/2022	LL	22.1	668615	716243359	BPT
PILGRIM VILLAGE	SCREEN	KULBACKS	5/24/2022	LL	21.88	668680	716243359	BPT
PILGRIM VILLAGE	SCREEN	KULBACKS	5/24/2022	LL	21.64	668737	716243359	BPT
PILGRIM VILLAGE	SCREEN	KULBACKS	5/24/2022	LL	22.21	668552	716243359	BPT
PILGRIM VILLAGE	SCREEN	KULBACKS	5/24/2022	LL	21.79	668606	716243359	BPT
PILGRIM VILLAGE	SCREEN	KULBACKS	5/24/2022	LL	20.92	668674	716243359	BPT
PILGRIM VILLAGE	SCREEN	KULBACKS	5/24/2022	LL	21.35	668731	716243359	BPT
PILGRIM VILLAGE	SCREEN	KULBACKS	5/24/2022	LL	21.21	668805	716243359	BPT
PILGRIM VILLAGE	SCREEN	KULBACKS	5/24/2022	LL	20.91	668617	716243359	BPT
PILGRIM VILLAGE	SCREEN	KULBACKS	5/24/2022	LL	20.88	668681	716243359	BPT
PILGRIM VILLAGE	SCREEN	KULBACKS	5/24/2022	LL	21.24	668563	716243359	SCHAFER
PILGRIM VILLAGE	SCREEN	KULBACKS	5/24/2022	LL	20.84	668556	716243359	NPW
PILGRIM VILLAGE	SCREEN	KULBACKS	5/24/2022	LL	21.32	668595	716243359	NPW
PILGRIM VILLAGE	SCREEN	KULBACKS	5/24/2022	LL	20.56	668652	716243359	NPW
PILGRIM VILLAGE	SCREEN	KULBACKS	5/24/2022	LL	20.89	668709	716243359	NPW
PILGRIM VILLAGE	SCREEN	KULBACKS	5/24/2022	LL	20.42	668783	716243359	NPW
PILGRIM VILLAGE	SCREEN	KULBACKS	5/24/2022	LL	20.59	668830	716243359	NPW
PILGRIM VILLAGE	SCREEN	KULBACKS	5/24/2022	LL	21.36	668535	716243357	NPW
PILGRIM VILLAGE	SCREEN	KULBACKS	5/24/2022	LL	21.13	668589	716243359	NPW
PILGRIM VILLAGE	SCREEN	KULBACKS	5/24/2022	LL	21.37	668639	716243359	NPW
PILGRIM VILLAGE	SCREEN	KULBACKS	5/24/2022	LL	20.99	668696	716243359	NPW
PILGRIM VILLAGE	SCREEN	KULBACKS	5/24/2022	LL	21.15	668751	716243359	NPW
PILGRIM VILLAGE	SCREEN	KULBACKS	5/24/2022	LL	20.15	668802	716243359	NPW
PILGRIM VILLAGE	SCREEN	KULBACKS	5/24/2022	LL	22.06	668554	716243359	CJK
PILGRIM VILLAGE	SCREEN	KULBACKS	5/24/2022	LL	21.86	668601	716243359	CJK
PILGRIM VILLAGE	SCREEN	KULBACKS	5/24/2022	LL	21.79	668660	716243359	CJK
PILGRIM VILLAGE	SCREEN	KULBACKS	5/24/2022	LL	22.01	668725	716243359	CJK
PILGRIM VILLAGE	SCREEN	KULBACKS	5/24/2022	LL	22.17	668785	716243359	CJK
PILGRIM VILLAGE	SCREEN	KULBACKS	5/24/2022	LL	21.85	668836	716243359	CJK
PILGRIM VILLAGE	SCREEN	KULBACKS	5/24/2022	LL	21.6	668564	716243359	BRENON
PILGRIM VILLAGE	SCREEN	KULBACKS	5/24/2022	LL	20.82	668621	716243359	BRENON
PILGRIM VILLAGE	SCREEN	KULBACKS	5/24/2022	LL	21.25	668678	716243359	BRENON
PILGRIM VILLAGE	SCREEN	KULBACKS	5/24/2022	LL	20.73	668739	716243359	BRENON
PILGRIM VILLAGE	SCREEN	KULBACKS	5/24/2022	LL	21.16	668796	716243359	BRENON
PILGRIM VILLAGE	SCREEN	KULBACKS	5/24/2022	LL	21.86	668536	716243359	BTS
PILGRIM VILLAGE	SCREEN	KULBACKS	5/24/2022	LL	22.23	668590	716243359	BTS
PILGRIM VILLAGE	SCREEN	KULBACKS	5/24/2022	LL	21.68	668650	716243359	BTS
PILGRIM VILLAGE	SCREEN	KULBACKS	5/24/2022	LL	21.48	668700	716243359	BTS
PILGRIM VILLAGE	SCREEN	KULBACKS	5/24/2022	LL	21.29	668760	716243359	BTS
PILGRIM VILLAGE	SCREEN	KULBACKS	5/24/2022	LL	21.74	668825	716243359	BTS
PILGRIM VILLAGE	SCREEN	KULBACKS	5/25/2022	LL	22.02	668865	716243359	PLI
PILGRIM VILLAGE	SCREEN	KULBACKS	5/25/2022	LL	21.65	668918	716243359	PLI
PILGRIM VILLAGE	SCREEN	KULBACKS	5/25/2022	LL	21.72	668966	716243359	PLI
PILGRIM VILLAGE	SCREEN	KULBACKS	5/25/2022	LL	21.89	669019	716243359	PLI
PILGRIM VILLAGE	SCREEN	KULBACKS	5/25/2022	LL	21.87	669066	716243359	PLI
PILGRIM VILLAGE	SCREEN	KULBACKS	5/25/2022	LL	22.25	669112	716243359	PLI
PILGRIM VILLAGE	SCREEN	KULBACKS	5/25/2022	LL	22.12	668885	716243359	PLI
PILGRIM VILLAGE	SCREEN	KULBACKS	5/25/2022	LL	22.03	668938	716243359	PLI
PILGRIM VILLAGE	SCREEN	KULBACKS	5/25/2022	LL	21.5	668988	716243359	PLI
PILGRIM VILLAGE	SCREEN	KULBACKS	5/25/2022	LL	21.93	669044	716243359	PLI
PILGRIM VILLAGE	SCREEN	KULBACKS	5/25/2022	LL	21.96	669095	716243359	PLI
PILGRIM VILLAGE	SCREEN	KULBACKS	5/25/2022	LL	21.75	669145	716243359	PLI
PILGRIM VILLAGE	SCREEN	KULBACKS	5/25/2022	LL	21.00	669135	716243359	PLI
PILGRIM VILLAGE	SCREEN	KULBACKS	5/25/2022	LL	22.09	668881	716243359	PLI
PILGRIM VILLAGE	SCREEN	KULBACKS	5/25/2022	LL	22.31	668926	716243359	PLI
PILGRIM VILLAGE	SCREEN	KULBACKS	5/25/2022	LL	22.35	668984	716243359	PLI
PILGRIM VILLAGE	SCREEN	KULBACKS	5/25/2022	LL	22.13	669034	716243359	PLI
PILGRIM VILLAGE	SCREEN	KULBACKS	5/25/2022	LL	21.9	669077	716243359	PLI
PILGRIM VILLAGE	SCREEN	KULBACKS	5/25/2022	LL	22.18	669127	716243359	PLI
PILGRIM VILLAGE	SCREEN	KULBACKS	5/25/2022	LL	22.27	668867	716243359	PLI
PILGRIM VILLAGE	SCREEN	KULBACKS	5/25/2022	LL	21.8	668919	716243359	PLI
PILGRIM VILLAGE	SCREEN	KULBACKS	5/25/2022	LL	21.96	668976	716243359	PLI
PILGRIM VILLAGE	SCREEN	KULBACKS	5/25/2022	LL	22.44	669027	716243359	PLI
PILGRIM VILLAGE	SCREEN	KULBACKS	5/25/2022	LL	21.33	669070	716243359	PLI
PILGRIM VILLAGE	SCREEN	KULBACKS	5/25/2022	LL	21.49	669115	716243359	PLI

PILGRIM VILLAGE	SCREEN	KULBACKS	5/25/2022	LL	22.1	668882	716243359	CJK
PILGRIM VILLAGE	SCREEN	KULBACKS	5/25/2022	LL	20.76	668927	716243359	CJK
PILGRIM VILLAGE	SCREEN	KULBACKS	5/25/2022	LL	22.16	668986	716243359	CJK
PILGRIM VILLAGE	SCREEN	KULBACKS	5/25/2022	LL	21.97	669036	716243359	CJK
PILGRIM VILLAGE	SCREEN	KULBACKS	5/25/2022	LL	21.74	669079	716243359	CJK
PILGRIM VILLAGE	SCREEN	KULBACKS	5/25/2022	LL	21.54	669129	716243359	CJK
PILGRIM VILLAGE	ST1	KULBACKS	5/26/2022	LL	19.5	669193	716243357	PLI
PILGRIM VILLAGE	ST1	KULBACKS	5/26/2022	LL	20.61	669253	716243357	PLI
PILGRIM VILLAGE	CR2	KULBACKS	5/26/2022	LL	19.82	669325	716243357	BPT
PILGRIM VILLAGE	CR2	KULBACKS	5/26/2022	LL	20.82	669395	716243357	BPT
PILGRIM VILLAGE	CR2	KULBACKS	5/26/2022	LL	20.18	669468	716243357	BPT
PILGRIM VILLAGE	CR2	KULBACKS	5/26/2022	LL	20.13	669534	716243357	BPT
PILGRIM VILLAGE	CR2	KULBACKS	5/26/2022	LL	19.92	669177	716243357	BPT
PILGRIM VILLAGE	CR2	KULBACKS	5/26/2022	LL	20.5	669252	716243357	BPT
PILGRIM VILLAGE	CR2	KULBACKS	5/26/2022	LL	20.68	669326	716243357	PLI
PILGRIM VILLAGE	CR2	KULBACKS	5/26/2022	LL	20.84	669405	716243357	PLI
PILGRIM VILLAGE	CR2	KULBACKS	5/26/2022	LL	19.85	669473	716243357	PLI
PILGRIM VILLAGE	CR2	KULBACKS	5/26/2022	LL	20.41	669537	716243357	PLI
PILGRIM VILLAGE	CR2	KULBACKS	5/26/2022	LL	19.36	669183	716243357	PLI
PILGRIM VILLAGE	CR2	KULBACKS	5/26/2022	LL	19.26	669261	716243357	PLI
PILGRIM VILLAGE	CR2	KULBACKS	5/26/2022	LL	20.01	669359	716243357	PLI
PILGRIM VILLAGE	CR2	KULBACKS	5/26/2022	LL	20.18	669437	716243357	PLI
PILGRIM VILLAGE	CR2	KULBACKS	5/26/2022	LL	20.3	669532	716243357	PLI
PILGRIM VILLAGE	SCREEN	KULBACKS	5/26/2022	LL	22.53	669201	716243359	CJK
PILGRIM VILLAGE	SCREEN	KULBACKS	5/26/2022	LL	22.29	669273	716243359	CJK
PILGRIM VILLAGE	SCREEN	KULBACKS	5/26/2022	LL	21.64	669352	716243359	CJK
PILGRIM VILLAGE	SCREEN	KULBACKS	5/26/2022	LL	21.46	669418	716243359	CJK
PILGRIM VILLAGE	SCREEN	KULBACKS	5/26/2022	LL	22.09	669179	716243359	BPT
PILGRIM VILLAGE	SCREEN	KULBACKS	5/26/2022	LL	21.28	669248	716243359	BPT
PILGRIM VILLAGE	SCREEN	KULBACKS	5/26/2022	LL	21.43	669331	716243359	BPT
PILGRIM VILLAGE	SCREEN	KULBACKS	5/26/2022	LL	21.8	669416	716243359	BPT
PILGRIM VILLAGE	SCREEN	KULBACKS	5/26/2022	LL	22.24	669186	716243359	BPT
PILGRIM VILLAGE	SCREEN	KULBACKS	5/26/2022	LL	21.7	669271	716243359	BPT
PILGRIM VILLAGE	SCREEN	KULBACKS	5/26/2022	LL	21.47	669363	716243359	BPT
PILGRIM VILLAGE	SCREEN	KULBACKS	5/26/2022	LL	21.16	669455	716243359	BPT
PILGRIM VILLAGE	SCREEN	KULBACKS	5/26/2022	LL	20.2	669531	716243359	BPT
PILGRIM VILLAGE	SCREEN	KULBACKS	5/26/2022	LL	19.72	669182	716243359	BPT
PILGRIM VILLAGE	SCREEN	KULBACKS	5/26/2022	LL	19.82	669269	716243359	BPT
PILGRIM VILLAGE	SCREEN	KULBACKS	5/26/2022	LL	19.97	669354	716243359	BPT
PILGRIM VILLAGE	SCREEN	KULBACKS	5/26/2022	LL	20.2	669454	716243359	BPT
PILGRIM VILLAGE	SCREEN	KULBACKS	5/26/2022	LL	19.7	669530	716243359	BPT
PILGRIM VILLAGE	SCREEN	KULBACKS	5/26/2022	LL	20.00	669175	716243359	PLI
PILGRIM VILLAGE	SCREEN	KULBACKS	5/26/2022	LL	20.55	669246	716243359	PLI
PILGRIM VILLAGE	SCREEN	KULBACKS	5/26/2022	LL	20.19	669320	716243359	PLI
PILGRIM VILLAGE	SCREEN	KULBACKS	5/26/2022	LL	19.84	669397	716243359	PLI
PILGRIM VILLAGE	SCREEN	KULBACKS	5/26/2022	LL	18.96	669490	716243359	PLI
PILGRIM VILLAGE	SCREEN	KULBACKS	5/26/2022	LL	21.92	669197	716243359	PLI
PILGRIM VILLAGE	SCREEN	KULBACKS	5/26/2022	LL	21.55	669272	716243359	PLI
PILGRIM VILLAGE	SCREEN	KULBACKS	5/26/2022	LL	21.54	669357	716243359	PLI
PILGRIM VILLAGE	SCREEN	KULBACKS	5/26/2022	LL	21.86	669419	716243359	PLI
PILGRIM VILLAGE	SCREEN	KULBACKS	5/26/2022	LL	21.34	669694	716243359	PLI
PILGRIM VILLAGE	SCREEN	KULBACKS	5/26/2022	LL	22.17	669198	716243359	PLI
PILGRIM VILLAGE	SCREEN	KULBACKS	5/26/2022	LL	21.23	669274	716243359	PLI
PILGRIM VILLAGE	SCREEN	KULBACKS	5/26/2022	LL	22.12	669350	716243359	PLI
PILGRIM VILLAGE	SCREEN	KULBACKS	5/26/2022	LL	21.55	669415	716243359	PLI
PILGRIM VILLAGE	SCREEN	KULBACKS	5/26/2022	LL	21.38	669503	716243359	PLI
PILGRIM VILLAGE	SCREEN	KULBACKS	5/26/2022	LL	22.67	669187	716243359	PLI
PILGRIM VILLAGE	SCREEN	KULBACKS	5/26/2022	LL	21.52	669489	716243359	PLI
PILGRIM VILLAGE	SCREEN	KULBACKS	5/26/2022	LL	21.03	669172	716243359	BRENON
PILGRIM VILLAGE	SCREEN	KULBACKS	5/26/2022	LL	21.13	669243	716243359	BRENON
PILGRIM VILLAGE	SCREEN	KULBACKS	5/26/2022	LL	20.89	669322	716243359	BRENON
PILGRIM VILLAGE	SCREEN	KULBACKS	5/26/2022	LL	21.06	669400	716243359	BRENON
PILGRIM VILLAGE	SCREEN	KULBACKS	5/26/2022	LL	21.47	669487	716243359	BRENON
PILGRIM VILLAGE	CR2	KULBACKS	5/27/2022	LL	20.55	669579	716243358	BPT
PILGRIM VILLAGE	CR2	KULBACKS	5/27/2022	LL	19.92	669177		BPT
PILGRIM VILLAGE	CR2	KULBACKS	5/27/2022	LL	20.5	669252		BPT
PILGRIM VILLAGE	ST1	KULBACKS	5/27/2022	LL	22.28	669570	716243358	PLI
PILGRIM VILLAGE	SCREEN	KULBACKS	5/27/2022	LL	20.32	669590	716243359	BPT
PILGRIM VILLAGE	SCREEN	KULBACKS	5/27/2022	LL	22.41	669665	716243359	BPT

CARMEN M. PARISO, INC. HIRED TRUCKS -

PILGRIM VILLAGE	SCREEN	KULBACKS	5/27/2022	LL	21.44	669760	716243359	BPT
PILGRIM VILLAGE	SCREEN	KULBACKS	5/27/2022	LL	22.49	669824	716243359	BPT
PILGRIM VILLAGE	SCREEN	KULBACKS	5/27/2022	LL	21.83	669593	716243359	BPT
PILGRIM VILLAGE	SCREEN	KULBACKS	5/27/2022	LL	21.57	669668	716243359	BPT
PILGRIM VILLAGE	SCREEN	KULBACKS	5/27/2022	LL	22.24	669759	716243359	BPT
PILGRIM VILLAGE	SCREEN	KULBACKS	5/27/2022	LL	22.39	669825	716243359	BPT
PILGRIM VILLAGE	SCREEN	KULBACKS	5/27/2022	LL	20.08	669585	716243359	BPT
PILGRIM VILLAGE	SCREEN	KULBACKS	5/27/2022	LL	19.91	669663	716243359	BPT
PILGRIM VILLAGE	SCREEN	KULBACKS	5/27/2022	LL	20.28	669755	716243359	BPT
PILGRIM VILLAGE	SCREEN	KULBACKS	5/27/2022	LL	20.51	669819	716243359	BPT
PILGRIM VILLAGE	SCREEN	KULBACKS	5/27/2022	LL	21.99	669637	716243359	PLI
PILGRIM VILLAGE	SCREEN	KULBACKS	5/27/2022	LL	21.77	669715	716243359	PLI
PILGRIM VILLAGE	SCREEN	KULBACKS	5/27/2022	LL	19.91	669784	716243359	PLI
PILGRIM VILLAGE	SCREEN	KULBACKS	5/27/2022	LL	22.67	669842	716243359	PLI
PILGRIM VILLAGE	SCREEN	KULBACKS	5/31/2022	LL	20.98	670072	716267906	BPT
PILGRIM VILLAGE	SCREEN	KULBACKS	5/31/2022	LL	20.11	670151	716267906	BPT
PILGRIM VILLAGE	SCREEN	KULBACKS	5/31/2022	LL	20.2	670224	716267906	BPT
PILGRIM VILLAGE	SCREEN	KULBACKS	5/31/2022	LL	21.96	669912	716267906	BPT
PILGRIM VILLAGE	SCREEN	KULBACKS	5/31/2022	LL	21.25	669993	716267906	BPT
PILGRIM VILLAGE	SCREEN	KULBACKS	5/31/2022	LL	20.82	670076	716267906	BPT
PILGRIM VILLAGE	SCREEN	KULBACKS	5/31/2022	LL	21.04	670158	716267906	BPT
PILGRIM VILLAGE	SCREEN	KULBACKS	5/31/2022	LL	21.98	670220	716267906	BPT
PILGRIM VILLAGE	SCREEN	KULBACKS	5/31/2022	LL	21.2	669910	716267906	BPT
PILGRIM VILLAGE	SCREEN	KULBACKS	5/31/2022	LL	20.48	669988	716267906	BPT
PILGRIM VILLAGE	SCREEN	KULBACKS	5/31/2022	LL	19.54	670075	716267906	BPT
PILGRIM VILLAGE	SCREEN	KULBACKS	5/31/2022	LL	20.46	670155	716267906	BPT
PILGRIM VILLAGE	SCREEN	KULBACKS	5/31/2022	LL	19.75	670241	716267906	BPT
PILGRIM VILLAGE	SCREEN	KULBACKS	5/31/2022	LL	21.48	670197	716267906	PLI
PILGRIM VILLAGE	SCREEN	KULBACKS	5/31/2022	LL	21.53	669911	716267906	PLI
PILGRIM VILLAGE	SCREEN	KULBACKS	5/31/2022	LL	22.48	669921	716267906	PLI
PILGRIM VILLAGE	SCREEN	KULBACKS	5/31/2022	LL	22.34	669990	716267906	PLI
PILGRIM VILLAGE	SCREEN	KULBACKS	5/31/2022	LL	22.15	670064	716267906	PLI
PILGRIM VILLAGE	SCREEN	KULBACKS	5/31/2022	LL	21.67	670157	716267906	PLI
PILGRIM VILLAGE	SCREEN	KULBACKS	5/31/2022	LL	21.19	670238	716267906	PLI
PILGRIM VILLAGE	SCREEN	KULBACKS	5/31/2022	LL	21.69	669917	716267906	PLI
PILGRIM VILLAGE	SCREEN	KULBACKS	5/31/2022	LL	22.57	669985	716267906	PLI
PILGRIM VILLAGE	SCREEN	KULBACKS	5/31/2022	LL	22.54	670060	716267906	PLI
PILGRIM VILLAGE	SCREEN	KULBACKS	5/31/2022	LL	22.34	670123	716267906	PLI
PILGRIM VILLAGE	SCREEN	KULBACKS	5/31/2022	LL	21.91	670192	716267906	PLI
PILGRIM VILLAGE	SCREEN	KULBACKS	5/31/2022	LL	22.25	670272	716267906	PLI
PILGRIM VILLAGE	SCREEN	KULBACKS	5/31/2022	LL	22.35	669914	716267906	PLI
PILGRIM VILLAGE	SCREEN	KULBACKS	5/31/2022	LL	22.47	669983	716267906	PLI
PILGRIM VILLAGE	SCREEN	KULBACKS	5/31/2022	LL	21.98	670058	716267906	PLI
PILGRIM VILLAGE	SCREEN	KULBACKS	5/31/2022	LL	21.41	670121	716267906	PLI
PILGRIM VILLAGE	SCREEN	KULBACKS	5/31/2022	LL	21.89	670193	716267906	PLI
PILGRIM VILLAGE	SCREEN	KULBACKS	5/31/2022	LL	21.81	670270	716267906	PLI
PILGRIM VILLAGE	SCREEN	KULBACKS	5/31/2022	LL	22.56	669915	716267906	PLI
PILGRIM VILLAGE	SCREEN	KULBACKS	5/31/2022	LL	21.56	669982	716267906	PLI
PILGRIM VILLAGE	SCREEN	KULBACKS	5/31/2022	LL	22.17	670044	716267906	PLI
PILGRIM VILLAGE	SCREEN	KULBACKS	5/31/2022	LL	22.15	670110	716267906	PLI
PILGRIM VILLAGE	SCREEN	KULBACKS	5/31/2022	LL	21.85	670188	716267906	PLI
PILGRIM VILLAGE	SCREEN	KULBACKS	5/31/2022	LL	21.4	670263	716267906	PLI
PILGRIM VILLAGE	SCREEN	KULBACKS	5/31/2022	LL	22.06	669922	716267906	CJK
PILGRIM VILLAGE	SCREEN	KULBACKS	5/31/2022	LL	22	669986	716267906	CJK
PILGRIM VILLAGE	SCREEN	KULBACKS	5/31/2022	LL	21.13	670057	716267906	CJK
PILGRIM VILLAGE	SCREEN	KULBACKS	5/31/2022	LL	21.56	670112	716267906	CJK
PILGRIM VILLAGE	SCREEN	KULBACKS	5/31/2022	LL	21.83	670177	716267906	CJK
PILGRIM VILLAGE	SCREEN	KULBACKS	5/31/2022	LL	20.86	670254	716267906	CJK
PILGRIM VILLAGE	SCREEN	KULBACKS	5/31/2022	LL	19.99	669928	716267906	INGALLS
PILGRIM VILLAGE	SCREEN	KULBACKS	5/31/2022	LL	18.94	670003	716267906	INGALLS
PILGRIM VILLAGE	SCREEN	KULBACKS	5/31/2022	LL	20.15	670077	716267906	INGALLS
PILGRIM VILLAGE	SCREEN	KULBACKS	5/31/2022	LL	20.43	670153	716267906	INGALLS
PILGRIM VILLAGE	SCREEN	KULBACKS	5/31/2022	LL	20.35	670225	716267906	INGALLS
					May Total (tons)		9003.64	
PILGRIM VILLAGE	SCREEN	KULBACKS	6/1/2022	LL	20.12	670323	716267906	BPT
PILGRIM VILLAGE	SCREEN	KULBACKS	6/1/2022	LL	20.16	670391	716267906	BPT
PILGRIM VILLAGE	SCREEN	KULBACKS	6/1/2022	LL	18.8	670464	716267906	BPT
PILGRIM VILLAGE	SCREEN	KULBACKS	6/1/2022	LL	20.21	670535	716267906	BPT
PILGRIM VILLAGE	SCREEN	KULBACKS	6/1/2022	LL	19.8	670635	716267906	BPT

CARMEN M. PARISO, INC. HIRED TRUCKS -

PILGRIM VILLAGE	SCREEN	KULBACKS	6/1/2022	LL	20.81	670450	716267906	BPT
PILGRIM VILLAGE	SCREEN	KULBACKS	6/1/2022	LL	21.31	670525	716267906	BPT
PILGRIM VILLAGE	SCREEN	KULBACKS	6/1/2022	LL	21.22	670634	716267906	BPT
PILGRIM VILLAGE	SCREEN	KULBACKS	6/1/2022	LL	21.29	670326	716267906	BPT
PILGRIM VILLAGE	SCREEN	KULBACKS	6/1/2022	LL	22.39	670393	716267906	BPT
PILGRIM VILLAGE	SCREEN	KULBACKS	6/1/2022	LL	21.02	670467	716267906	BPT
PILGRIM VILLAGE	SCREEN	KULBACKS	6/1/2022	LL	22.37	670538	716267906	BPT
PILGRIM VILLAGE	SCREEN	KULBACKS	6/1/2022	LL	21.04	670640	716267906	BPT
PILGRIM VILLAGE	SCREEN	KULBACKS	6/1/2022	LL	21.43	670331	716267906	CJK
PILGRIM VILLAGE	SCREEN	KULBACKS	6/1/2022	LL	22.4	670390	716267906	CJK
PILGRIM VILLAGE	SCREEN	KULBACKS	6/1/2022	LL	20.86	670452	716267906	CJK
PILGRIM VILLAGE	SCREEN	KULBACKS	6/1/2022	LL	20.69	670511	716267906	CJK
PILGRIM VILLAGE	SCREEN	KULBACKS	6/1/2022	LL	21.6	670622	716267906	CJK
PILGRIM VILLAGE	SCREEN	KULBACKS	6/1/2022	LL	21.72	670316	716267906	BRENON
PILGRIM VILLAGE	SCREEN	KULBACKS	6/1/2022	LL	20.96	670364	716267906	BRENON
PILGRIM VILLAGE	SCREEN	KULBACKS	6/1/2022	LL	21.76	670431	716267906	BRENON
PILGRIM VILLAGE	SCREEN	KULBACKS	6/1/2022	LL	20.84	670497	716267906	BRENON
PILGRIM VILLAGE	SCREEN	KULBACKS	6/1/2022	LL	21.95	670571	716267906	BRENON
PILGRIM VILLAGE	SCREEN	KULBACKS	6/1/2022	LL	21.35	670655	716267906	BRENON
PILGRIM VILLAGE	SCREEN	KULBACKS	6/1/2022	LL	22.82	670330	716267906	PLI
PILGRIM VILLAGE	SCREEN	KULBACKS	6/1/2022	LL	21.61	670389	716267906	PLI
PILGRIM VILLAGE	SCREEN	KULBACKS	6/1/2022	LL	21.19	670446	716267906	PLI
PILGRIM VILLAGE	SCREEN	KULBACKS	6/1/2022	LL	22.01	670530	716267906	PLI
PILGRIM VILLAGE	SCREEN	KULBACKS	6/1/2022	LL	21.19	670623	716267906	PLI
PILGRIM VILLAGE	SCREEN	KULBACKS	6/1/2022	LL	22.19	670317	716267906	PLI
PILGRIM VILLAGE	SCREEN	KULBACKS	6/1/2022	LL	22.93	670346	716267906	PLI
PILGRIM VILLAGE	SCREEN	KULBACKS	6/1/2022	LL	22.82	670425	716267906	PLI
PILGRIM VILLAGE	SCREEN	KULBACKS	6/1/2022	LL	22.92	670495	716267906	PLI
PILGRIM VILLAGE	SCREEN	KULBACKS	6/1/2022	LL	21.66	670574	716267906	PLI
PILGRIM VILLAGE	SCREEN	KULBACKS	6/1/2022	LL	21.41	670676	716267906	PLI
PILGRIM VILLAGE	SCREEN	KULBACKS	6/1/2022	LL	22.9	670337	716267906	PLI
PILGRIM VILLAGE	SCREEN	KULBACKS	6/1/2022	LL	22.75	670394	716267906	PLI
PILGRIM VILLAGE	SCREEN	KULBACKS	6/1/2022	LL	20.71	670458	716267906	PLI
PILGRIM VILLAGE	SCREEN	KULBACKS	6/1/2022	LL	22.05	670528	716267906	PLI
PILGRIM VILLAGE	SCREEN	KULBACKS	6/1/2022	LL	21.49	670625	716267906	PLI
PILGRIM VILLAGE	SCREEN	KULBACKS	6/1/2022	LL	19.77	670329	716267906	PLI
PILGRIM VILLAGE	SCREEN	KULBACKS	6/1/2022	LL	21.16	670461	716267906	PLI
PILGRIM VILLAGE	SCREEN	KULBACKS	6/1/2022	LL	21.55	670537	716267906	PLI
PILGRIM VILLAGE	SCREEN	KULBACKS	6/1/2022	LL	21.46	670631	716267906	PLI
PILGRIM VILLAGE	SCREEN	KULBACKS	6/1/2022	LL	22.25	670320	716267906	PLI
PILGRIM VILLAGE	ST1	KULBACKS	6/1/2022	LL	21.89	670308	716263018	PLI
PILGRIM VILLAGE	SCREEN	KULBACKS	6/2/2022	LL	20.58	670714	716267906	BPT
PILGRIM VILLAGE	SCREEN	KULBACKS	6/2/2022	LL	19.27	670799	716267906	BPT
PILGRIM VILLAGE	SCREEN	KULBACKS	6/2/2022	LL	19.5	670896	716267906	BPT
PILGRIM VILLAGE	SCREEN	KULBACKS	6/2/2022	LL	19.93	670987	716267906	BPT
PILGRIM VILLAGE	SCREEN	KULBACKS	6/2/2022	LL	19.52	671073	716267906	BPT
PILGRIM VILLAGE	SCREEN	KULBACKS	6/2/2022	LL	19.17	671165	716267906	BPT
PILGRIM VILLAGE	SCREEN	KULBACKS	6/2/2022	LL	21.44	670721	716267906	BPT
PILGRIM VILLAGE	SCREEN	KULBACKS	6/2/2022	LL	21.49	670812	716267906	BPT
PILGRIM VILLAGE	SCREEN	KULBACKS	6/2/2022	LL	21.58	670918	716267906	BPT
PILGRIM VILLAGE	SCREEN	KULBACKS	6/2/2022	LL	21.38	671013	716267906	BPT
PILGRIM VILLAGE	SCREEN	KULBACKS	6/2/2022	LL	20.92	671115	716267906	BPT
PILGRIM VILLAGE	SCREEN	KULBACKS	6/2/2022	LL	19.3	670717	716267906	BPT
PILGRIM VILLAGE	SCREEN	KULBACKS	6/2/2022	LL	19.85	670814	716267906	BPT
PILGRIM VILLAGE	SCREEN	KULBACKS	6/2/2022	LL	19.15	670916	716267906	BPT
PILGRIM VILLAGE	SCREEN	KULBACKS	6/2/2022	LL	19.77	671010	716267906	BPT
PILGRIM VILLAGE	SCREEN	KULBACKS	6/2/2022	LL	19.7	671121	716267906	BPT
PILGRIM VILLAGE	SCREEN	KULBACKS	6/2/2022	LL	21.3	671040	716267906	PLI
PILGRIM VILLAGE	SCREEN	KULBACKS	6/2/2022	LL	21.49	671122	716267906	PLI
PILGRIM VILLAGE	SCREEN	KULBACKS	6/2/2022	LL	21.16	670954	716267906	PLI
PILGRIM VILLAGE	SCREEN	KULBACKS	6/2/2022	LL	21.27	671037	716267906	PLI
PILGRIM VILLAGE	SCREEN	KULBACKS	6/2/2022	LL	20.99	671120	716267906	PLI
PILGRIM VILLAGE	SCREEN	KULBACKS	6/2/2022	LL	21.64	670709	716267906	PLI
PILGRIM VILLAGE	SCREEN	KULBACKS	6/2/2022	LL	22.43	670960	716267906	PLI
PILGRIM VILLAGE	SCREEN	KULBACKS	6/2/2022	LL	20.44	671047	716267906	PLI
PILGRIM VILLAGE	SCREEN	KULBACKS	6/2/2022	LL	20.89	671132	716267906	PLI
PILGRIM VILLAGE	SCREEN	KULBACKS	6/2/2022	LL	21.18	670722	716267906	PLI
PILGRIM VILLAGE	SCREEN	KULBACKS	6/2/2022	LL	21.86	670801	716267906	PLI
PILGRIM VILLAGE	SCREEN	KULBACKS	6/2/2022	LL	21.84	670881	716267906	PLI

CARMEN M. PARISO, INC. HIRED TRUCKS -

PILGRIM VILLAGE	SCREEN	KULBACKS	6/2/2022	LL	21.21	670961	716267906	PLI
PILGRIM VILLAGE	SCREEN	KULBACKS	6/2/2022	LL	20.46	671042	716267906	PLI
PILGRIM VILLAGE	SCREEN	KULBACKS	6/2/2022	LL	21.34	671128	716267906	PLI
PILGRIM VILLAGE	SCREEN	KULBACKS	6/2/2022	LL	21.74	670727	716267906	PLI
PILGRIM VILLAGE	SCREEN	KULBACKS	6/2/2022	LL	21.52	670808	716267906	PLI
PILGRIM VILLAGE	SCREEN	KULBACKS	6/2/2022	LL	22.00	670905	716267906	PLI
PILGRIM VILLAGE	SCREEN	KULBACKS	6/2/2022	LL	22.03	670993	716267906	PLI
PILGRIM VILLAGE	SCREEN	KULBACKS	6/2/2022	LL	20.88	671082	716267906	PLI
PILGRIM VILLAGE	SCREEN	KULBACKS	6/2/2022	LL	20.55	671168	716267906	PLI
PILGRIM VILLAGE	SCREEN	KULBACKS	6/2/2022	LL	21.1	670734	716267906	PLI
PILGRIM VILLAGE	SCREEN	KULBACKS	6/2/2022	LL	22.8	670816	716267906	PLI
PILGRIM VILLAGE	SCREEN	KULBACKS	6/2/2022	LL	22.04	670907	716267906	PLI
PILGRIM VILLAGE	SCREEN	KULBACKS	6/2/2022	LL	21.71	670990	716267906	PLI
PILGRIM VILLAGE	SCREEN	KULBACKS	6/2/2022	LL	21.02	671068	716267906	PLI
PILGRIM VILLAGE	SCREEN	KULBACKS	6/2/2022	LL	21.3	671161	716267906	PLI
PILGRIM VILLAGE	SCREEN	KULBACKS	6/2/2022	LL	21.71	670729	716267906	PLI
PILGRIM VILLAGE	SCREEN	KULBACKS	6/2/2022	LL	21.28	670804	716267906	PLI
PILGRIM VILLAGE	SCREEN	KULBACKS	6/2/2022	LL	22.07	670877	716267906	PLI
PILGRIM VILLAGE	SCREEN	KULBACKS	6/2/2022	LL	22.35	670958	716267906	PLI
PILGRIM VILLAGE	SCREEN	KULBACKS	6/2/2022	LL	20.77	671028	716267906	PLI
PILGRIM VILLAGE	SCREEN	KULBACKS	6/2/2022	LL	22.04	671101	716267906	PLI
PILGRIM VILLAGE	SCREEN	KULBACKS	6/2/2022	LL	21.55	670711	716267906	PLI
PILGRIM VILLAGE	SCREEN	KULBACKS	6/2/2022	LL	21.41	670789	716267906	PLI
PILGRIM VILLAGE	SCREEN	KULBACKS	6/2/2022	LL	21.87	670875	716267906	PLI
PILGRIM VILLAGE	SCREEN	KULBACKS	6/2/2022	LL	21.23	670956	716267906	PLI
PILGRIM VILLAGE	SCREEN	KULBACKS	6/2/2022	LL	21.43	671033	716267906	PLI
PILGRIM VILLAGE	SCREEN	KULBACKS	6/2/2022	LL	20.64	671117	716267906	PLI
PILGRIM VILLAGE	SCREEN	KULBACKS	6/2/2022	LL	19.33	670725	716267906	PLI
PILGRIM VILLAGE	SCREEN	KULBACKS	6/2/2022	LL	21.1	670726	716267906	CJK
PILGRIM VILLAGE	SCREEN	KULBACKS	6/2/2022	LL	21.18	670803	716267906	CJK
PILGRIM VILLAGE	SCREEN	KULBACKS	6/2/2022	LL	21.85	670878	716267906	CJK
PILGRIM VILLAGE	SCREEN	KULBACKS	6/2/2022	LL	22.24	670963	716267906	CJK
PILGRIM VILLAGE	SCREEN	KULBACKS	6/2/2022	LL	21.09	671053	716267906	CJK
PILGRIM VILLAGE	SCREEN	KULBACKS	6/2/2022	LL	20.5	671143	716267906	CJK
PILGRIM VILLAGE	SCREEN	KULBACKS	6/2/2022	LL	20.74	670957	716267906	CJK
PILGRIM VILLAGE	SCREEN	KULBACKS	6/2/2022	LL	20.93	671050	716267906	CJK
PILGRIM VILLAGE	SCREEN	KULBACKS	6/2/2022	LL	20.95	671146	716267906	CJK
PILGRIM VILLAGE	ST1	KULBACKS	6/2/2022	LL	21.71	670791	716267905	PLI
PILGRIM VILLAGE	ST1	KULBACKS	6/2/2022	LL	21.08	670874	716267905	PLI
PILGRIM VILLAGE	SCREEN	KULBACKS	6/3/2022	LL	19.04	671199	716281676	BPT
PILGRIM VILLAGE	SCREEN	KULBACKS	6/3/2022	LL	18.86	671275	716281676	BPT
PILGRIM VILLAGE	SCREEN	KULBACKS	6/3/2022	LL	19.05	671375	716281676	BPT
PILGRIM VILLAGE	SCREEN	KULBACKS	6/3/2022	LL	21.47	671197	716281676	BPT
PILGRIM VILLAGE	SCREEN	KULBACKS	6/3/2022	LL	20.9	671270	716281676	BPT
PILGRIM VILLAGE	SCREEN	KULBACKS	6/3/2022	LL	20.89	671373	716281676	BPT
PILGRIM VILLAGE	SCREEN	KULBACKS	6/3/2022	LL	20.65	671468	716281676	BPT
PILGRIM VILLAGE	SCREEN	KULBACKS	6/3/2022	LL	20.45	671549	716281676	BPT
PILGRIM VILLAGE	SCREEN	KULBACKS	6/3/2022	LL	21.07	671205	716281676	BPT
PILGRIM VILLAGE	SCREEN	KULBACKS	6/3/2022	LL	20.71	671282	716281676	BPT
PILGRIM VILLAGE	SCREEN	KULBACKS	6/3/2022	LL	20.37	671377	716281676	BPT
PILGRIM VILLAGE	SCREEN	KULBACKS	6/3/2022	LL	20.64	671464	716281676	BPT
PILGRIM VILLAGE	SCREEN	KULBACKS	6/3/2022	LL	20.58	671557	716281676	BPT
PILGRIM VILLAGE	SCREEN	KULBACKS	6/3/2022	LL	19.84	671196	716281676	BPT
PILGRIM VILLAGE	SCREEN	KULBACKS	6/3/2022	LL	19.58	671253	716281676	BPT
PILGRIM VILLAGE	SCREEN	KULBACKS	6/3/2022	LL	19.28	671333	716281676	BPT
PILGRIM VILLAGE	SCREEN	KULBACKS	6/3/2022	LL	18.91	671422	716281676	BPT
PILGRIM VILLAGE	SCREEN	KULBACKS	6/3/2022	LL	19.31	671529	716281676	BPT
PILGRIM VILLAGE	SCREEN	KULBACKS	6/3/2022	LL	21.29	671201	716281676	PLI
PILGRIM VILLAGE	SCREEN	KULBACKS	6/3/2022	LL	20.52	671266	716281676	PLI
PILGRIM VILLAGE	SCREEN	KULBACKS	6/3/2022	LL	20.84	671341	716281676	PLI
PILGRIM VILLAGE	SCREEN	KULBACKS	6/3/2022	LL	20.62	671417	716281676	PLI
PILGRIM VILLAGE	SCREEN	KULBACKS	6/3/2022	LL	20.69	671491	716281676	PLI
PILGRIM VILLAGE	SCREEN	KULBACKS	6/3/2022	LL	20.47	671569	716281676	PLI
PILGRIM VILLAGE	SCREEN	KULBACKS	6/3/2022	LL	21.49	671187	716281676	PLI
PILGRIM VILLAGE	SCREEN	KULBACKS	6/3/2022	LL	20.86	671409	716281676	PLI
PILGRIM VILLAGE	SCREEN	KULBACKS	6/3/2022	LL	20.82	671485	716281676	PLI
PILGRIM VILLAGE	SCREEN	KULBACKS	6/3/2022	LL	20.77	671565	716281676	PLI
PILGRIM VILLAGE	SCREEN	KULBACKS	6/3/2022	LL	21.24	671210	716281676	PLI
PILGRIM VILLAGE	SCREEN	KULBACKS	6/3/2022	LL	21.02	671228	716281676	PLI

CARMEN M. PARISO, INC. HIRED TRUCKS -

PILGRIM VILLAGE	SCREEN	KULBACKS	6/3/2022	LL	21.15	671381	716281676	PLI
PILGRIM VILLAGE	SCREEN	KULBACKS	6/3/2022	LL	20.8	671438	716281676	PLI
PILGRIM VILLAGE	SCREEN	KULBACKS	6/3/2022	LL	21.25	671516	716281676	PLI
PILGRIM VILLAGE	SCREEN	KULBACKS	6/3/2022	LL	21.04	671206	716281676	PLI
PILGRIM VILLAGE	SCREEN	KULBACKS	6/3/2022	LL	20.89	671279	716281676	PLI
PILGRIM VILLAGE	SCREEN	KULBACKS	6/3/2022	LL	21.16	671357	716281676	PLI
PILGRIM VILLAGE	SCREEN	KULBACKS	6/3/2022	LL	20.72	671444	716281676	PLI
PILGRIM VILLAGE	SCREEN	KULBACKS	6/3/2022	LL	20.75	671536	716281676	PLI
PILGRIM VILLAGE	SCREEN	KULBACKS	6/3/2022	LL	21.15	671200	716281676	PLI
PILGRIM VILLAGE	SCREEN	KULBACKS	6/3/2022	LL	21.18	671262	716281676	PLI
PILGRIM VILLAGE	SCREEN	KULBACKS	6/3/2022	LL	20.78	671339	716281676	PLI
PILGRIM VILLAGE	SCREEN	KULBACKS	6/3/2022	LL	20.38	671413	716281676	PLI
PILGRIM VILLAGE	SCREEN	KULBACKS	6/3/2022	LL	20.57	671490	716281676	PLI
PILGRIM VILLAGE	SCREEN	KULBACKS	6/3/2022	LL	20.48	671567	716281676	PLI
PILGRIM VILLAGE	SCREEN	KULBACKS	6/3/2022	LL	20.43	671212	716281676	CJK
PILGRIM VILLAGE	SCREEN	KULBACKS	6/3/2022	LL	20.72	671291	716281676	CJK
PILGRIM VILLAGE	SCREEN	KULBACKS	6/3/2022	LL	20.4	671364	716281676	CJK
PILGRIM VILLAGE	SCREEN	KULBACKS	6/3/2022	LL	20.64	671439	716281676	CJK
PILGRIM VILLAGE	SCREEN	KULBACKS	6/3/2022	LL	20.75	671509	716281676	CJK
PILGRIM VILLAGE	SCREEN	KULBACKS	6/3/2022	LL	20.43	671589	716281676	CJK
PILGRIM VILLAGE	SCREEN	KULBACKS	6/3/2022	LL	21.47	671209	716281676	CJK
PILGRIM VILLAGE	SCREEN	KULBACKS	6/3/2022	LL	20.47	671286	716281676	CJK
PILGRIM VILLAGE	SCREEN	KULBACKS	6/3/2022	LL	20.91	671367	716281676	CJK
PILGRIM VILLAGE	SCREEN	KULBACKS	6/3/2022	LL	20.71	671445	716281676	CJK
PILGRIM VILLAGE	SCREEN	KULBACKS	6/3/2022	LL	20.82	671521	716281676	CJK
PILGRIM VILLAGE	SCREEN	KULBACKS	6/3/2022	LL	20.54	671192	716281676	BRENON
PILGRIM VILLAGE	SCREEN	KULBACKS	6/3/2022	LL	20.94	671258	716281676	BRENON
PILGRIM VILLAGE	SCREEN	KULBACKS	6/3/2022	LL	20.88	671337	716281676	BRENON
PILGRIM VILLAGE	SCREEN	KULBACKS	6/3/2022	LL	20.67	671419	716281676	BRENON
PILGRIM VILLAGE	SCREEN	KULBACKS	6/3/2022	LL	20.45	671498	716281676	BRENON
PILGRIM VILLAGE	SCREEN	KULBACKS	6/3/2022	LL	20.49	671584	716281676	BRENON
PILGRIM VILLAGE	ST1	KULBACKS	6/3/2022	LL	22.26	671244	716281676	PLI
PILGRIM VILLAGE	ST1	KULBACKS	6/3/2022	LL	22.52	671328	716281676	PLI
PILGRIM VILLAGE	SCREEN	KULBACKS	6/6/2022	LL	19.05	671627	716289683	BPT
PILGRIM VILLAGE	SCREEN	KULBACKS	6/6/2022	LL	18.86	671709	716295333	BPT
PILGRIM VILLAGE	SCREEN	KULBACKS	6/6/2022	LL	19.1	671803	716295333	BPT
PILGRIM VILLAGE	SCREEN	KULBACKS	6/6/2022	LL	19.51	671896	716295333	BPT
PILGRIM VILLAGE	SCREEN	KULBACKS	6/6/2022	LL	18.83	671982	716295333	BPT
PILGRIM VILLAGE	SCREEN	KULBACKS	6/6/2022	LL	19.77	672058	716295333	BPT
PILGRIM VILLAGE	SCREEN	KULBACKS	6/6/2022	LL	21.07	671630	716289683	BPT
PILGRIM VILLAGE	SCREEN	KULBACKS	6/6/2022	LL	20.89	671701	716295333	BPT
PILGRIM VILLAGE	SCREEN	KULBACKS	6/6/2022	LL	21.26	671792	716295333	BPT
PILGRIM VILLAGE	SCREEN	KULBACKS	6/6/2022	LL	21.15	671887	716295333	BPT
PILGRIM VILLAGE	SCREEN	KULBACKS	6/6/2022	LL	21.27	671632	716289683	BPT
PILGRIM VILLAGE	SCREEN	KULBACKS	6/6/2022	LL	21.12	671712	716295333	BPT
PILGRIM VILLAGE	SCREEN	KULBACKS	6/6/2022	LL	20.95	671822	716295333	BPT
PILGRIM VILLAGE	SCREEN	KULBACKS	6/6/2022	LL	20.62	671913	716295333	BPT
PILGRIM VILLAGE	SCREEN	KULBACKS	6/6/2022	LL	21.03	672015	716295333	BPT
PILGRIM VILLAGE	SCREEN	KULBACKS	6/6/2022	LL	21.05	671963	716295333	SCHAFER
PILGRIM VILLAGE	SCREEN	KULBACKS	6/6/2022	LL	21.23	671672	716289683	CJK
PILGRIM VILLAGE	SCREEN	KULBACKS	6/6/2022	LL	21.07	671742	716295333	CJK
PILGRIM VILLAGE	SCREEN	KULBACKS	6/6/2022	LL	20.75	671823	716295333	CJK
PILGRIM VILLAGE	SCREEN	KULBACKS	6/6/2022	LL	21.01	671888	716295333	CJK
PILGRIM VILLAGE	SCREEN	KULBACKS	6/6/2022	LL	21.19	671667	716295333	CJK
PILGRIM VILLAGE	SCREEN	KULBACKS	6/6/2022	LL	21.07	671745	716295333	CJK
PILGRIM VILLAGE	SCREEN	KULBACKS	6/6/2022	LL	20.97	671844	716295333	CJK
PILGRIM VILLAGE	SCREEN	KULBACKS	6/6/2022	LL	20.93	671915	716295333	CJK
PILGRIM VILLAGE	SCREEN	KULBACKS	6/6/2022	LL	21.26	672003	716295333	CJK
PILGRIM VILLAGE	SCREEN	KULBACKS	6/6/2022	LL	20.85	671649	716289683	PLI
PILGRIM VILLAGE	SCREEN	KULBACKS	6/6/2022	LL	20.88	671717	716295333	PLI
PILGRIM VILLAGE	SCREEN	KULBACKS	6/6/2022	LL	21.01	671797	716295333	PLI
PILGRIM VILLAGE	SCREEN	KULBACKS	6/6/2022	LL	20.83	671873	716295333	PLI
PILGRIM VILLAGE	SCREEN	KULBACKS	6/6/2022	LL	20.9	671966	716295333	PLI
PILGRIM VILLAGE	SCREEN	KULBACKS	6/6/2022	LL	21.45	672052	716295333	PLI
PILGRIM VILLAGE	SCREEN	KULBACKS	6/6/2022	LL	21.51	671641	716289683	PLI
PILGRIM VILLAGE	SCREEN	KULBACKS	6/6/2022	LL	21.15	671707	716295333	PLI
PILGRIM VILLAGE	SCREEN	KULBACKS	6/6/2022	LL	20.81	671781	716295333	PLI
PILGRIM VILLAGE	SCREEN	KULBACKS	6/6/2022	LL	20.86	671869	716295333	PLI
PILGRIM VILLAGE	SCREEN	KULBACKS	6/6/2022	LL	21.03	671943	716295333	PLI

CARMEN M. PARISO, INC. HIRED TRUCKS -

PILGRIM VILLAGE	SCREEN	KULBACKS	6/6/2022	LL	20.49	672027	716295333	PLI
PILGRIM VILLAGE	SCREEN	KULBACKS	6/6/2022	LL	21.48	671639	716289683	PLI
PILGRIM VILLAGE	SCREEN	KULBACKS	6/6/2022	LL	20.77	672012	716295333	PLI
PILGRIM VILLAGE	SCREEN	KULBACKS	6/6/2022	LL	19.53	671643	716289683	PLI
PILGRIM VILLAGE	SCREEN	KULBACKS	6/6/2022	LL	19.26	671710	716295333	PLI
PILGRIM VILLAGE	SCREEN	KULBACKS	6/6/2022	LL	21.04	672007	716295333	PLI
PILGRIM VILLAGE	SCREEN	KULBACKS	6/6/2022	LL	21.23	671646	716289683	PLI
PILGRIM VILLAGE	SCREEN	KULBACKS	6/6/2022	LL	20.98	671721	716295333	PLI
PILGRIM VILLAGE	SCREEN	KULBACKS	6/6/2022	LL	20.97	671813	716295333	PLI
PILGRIM VILLAGE	SCREEN	KULBACKS	6/6/2022	LL	20.83	671892	716295333	PLI
PILGRIM VILLAGE	SCREEN	KULBACKS	6/6/2022	LL	20.66	671971	716295333	PLI
PILGRIM VILLAGE	SCREEN	KULBACKS	6/6/2022	LL	21.29	672055	716295333	PLI
PILGRIM VILLAGE	SCREEN	KULBACKS	6/6/2022	LL	18.95	671651	716289683	PLI
PILGRIM VILLAGE	SCREEN	KULBACKS	6/6/2022	LL	19.06	671723	716295333	PLI
PILGRIM VILLAGE	SCREEN	KULBACKS	6/6/2022	LL	18.93	671817	716295333	PLI
PILGRIM VILLAGE	SCREEN	KULBACKS	6/6/2022	LL	19.21	671897	716295333	PLI
PILGRIM VILLAGE	SCREEN	KULBACKS	6/6/2022	LL	18.79	672010	716295333	PLI
PILGRIM VILLAGE	SCREEN	KULBACKS	6/6/2022	LL	21.2	671635	716289683	PLI
PILGRIM VILLAGE	SCREEN	KULBACKS	6/6/2022	LL	21.02	671699	716295333	PLI
PILGRIM VILLAGE	SCREEN	KULBACKS	6/6/2022	LL	20.94	671778	716295333	PLI
PILGRIM VILLAGE	SCREEN	KULBACKS	6/6/2022	LL	21.12	671865	716295333	PLI
PILGRIM VILLAGE	SCREEN	KULBACKS	6/6/2022	LL	20.7	671938	716295333	PLI
PILGRIM VILLAGE	SCREEN	KULBACKS	6/6/2022	LL	20.59	672019	716295333	PLI
PILGRIM VILLAGE	CR2	KULBACKS	6/6/2022	LL	22.23	671718	716289683	PLI
PILGRIM VILLAGE	CR2	KULBACKS	6/6/2022	LL	22.00	671798	716289683	PLI
PILGRIM VILLAGE	CR2	KULBACKS	6/6/2022	LL	22.3	671877	716289683	PLI
PILGRIM VILLAGE	CR2	KULBACKS	6/6/2022	LL	21.86	671947	716289683	PLI
PILGRIM VILLAGE	CR2	KULBACKS	6/6/2022	LL	22.63	672031	716289683	PLI
PILGRIM VILLAGE	SCREEN	KULBACKS	6/7/2022	LL	21.55	672322	716295333	BPT
PILGRIM VILLAGE	SCREEN	KULBACKS	6/7/2022	LL	21.51	672399	716295333	BPT
PILGRIM VILLAGE	SCREEN	KULBACKS	6/7/2022	LL	20.73	672249	716295333	BPT
PILGRIM VILLAGE	SCREEN	KULBACKS	6/7/2022	LL	22.17	672325	716295333	BPT
PILGRIM VILLAGE	SCREEN	KULBACKS	6/7/2022	LL	22.34	672398	716295333	BPT
PILGRIM VILLAGE	SCREEN	KULBACKS	6/7/2022	LL	22.21	672458	716330155	BPT
PILGRIM VILLAGE	SCREEN	KULBACKS	6/7/2022	LL	19.13	672115	716295333	BPT
PILGRIM VILLAGE	SCREEN	KULBACKS	6/7/2022	LL	19.07	672225	716295333	BPT
PILGRIM VILLAGE	SCREEN	KULBACKS	6/7/2022	LL	19.63	672308	716295333	BPT
PILGRIM VILLAGE	SCREEN	KULBACKS	6/7/2022	LL	20.23	672394	716295333	BPT
PILGRIM VILLAGE	SCREEN	KULBACKS	6/7/2022	LL	21.19	672148	716295333	SCHAFER
PILGRIM VILLAGE	SCREEN	KULBACKS	6/7/2022	LL	20.47	672246	716295333	SCHAFER
PILGRIM VILLAGE	SCREEN	KULBACKS	6/7/2022	LL	20.57	672309	716295333	SCHAFER
PILGRIM VILLAGE	SCREEN	KULBACKS	6/7/2022	LL	22.17	672372	716295333	SCHAFER
PILGRIM VILLAGE	SCREEN	KULBACKS	6/7/2022	LL	21.88	672436	716295333	SCHAFER
PILGRIM VILLAGE	SCREEN	KULBACKS	6/7/2022	LL	21.09	672125	716295333	SCHAFER
PILGRIM VILLAGE	SCREEN	KULBACKS	6/7/2022	LL	20.84	672217	716295333	SCHAFER
PILGRIM VILLAGE	SCREEN	KULBACKS	6/7/2022	LL	19.47	672244	716295333	ARGAUER
PILGRIM VILLAGE	SCREEN	KULBACKS	6/7/2022	LL	20.37	672316	716295333	ARGAUER
PILGRIM VILLAGE	SCREEN	KULBACKS	6/7/2022	LL	20.41	672396	716295333	ARGAUER
PILGRIM VILLAGE	SCREEN	KULBACKS	6/7/2022	LL	20.57	672459	716330155	ARGAUER
PILGRIM VILLAGE	SCREEN	KULBACKS	6/7/2022	LL	18.65	672197	716295333	DIGCO
PILGRIM VILLAGE	SCREEN	KULBACKS	6/7/2022	LL	18.73	672271	716295333	DIGCO
PILGRIM VILLAGE	SCREEN	KULBACKS	6/7/2022	LL	19.81	672336	716295333	DIGCO
PILGRIM VILLAGE	SCREEN	KULBACKS	6/7/2022	LL	19.82	672404	716295333	DIGCO
PILGRIM VILLAGE	SCREEN	KULBACKS	6/7/2022	LL	21.22	672111	716295333	PLI
PILGRIM VILLAGE	SCREEN	KULBACKS	6/7/2022	LL	20.03	672211	716295333	PLI
PILGRIM VILLAGE	SCREEN	KULBACKS	6/7/2022	LL	20.5	672288	716295333	PLI
PILGRIM VILLAGE	SCREEN	KULBACKS	6/7/2022	LL	19.72	672241	716295333	PLI
PILGRIM VILLAGE	SCREEN	KULBACKS	6/7/2022	LL	21.14	672303	716295333	PLI
PILGRIM VILLAGE	SCREEN	KULBACKS	6/7/2022	LL	21.96	672371	716295333	PLI
PILGRIM VILLAGE	SCREEN	KULBACKS	6/7/2022	LL	22.39	672435	716295333	PLI
PILGRIM VILLAGE	SCREEN	KULBACKS	6/7/2022	LL	21.31	672105	716295333	PLI
PILGRIM VILLAGE	SCREEN	KULBACKS	6/7/2022	LL	20.23	672201	716295333	PLI
PILGRIM VILLAGE	SCREEN	KULBACKS	6/7/2022	LL	20.47	672270	716295333	PLI
PILGRIM VILLAGE	SCREEN	KULBACKS	6/7/2022	LL	21.54	672334	716295333	PLI
PILGRIM VILLAGE	SCREEN	KULBACKS	6/7/2022	LL	22.53	672412	716295333	PLI
PILGRIM VILLAGE	SCREEN	KULBACKS	6/7/2022	LL	20.98	672118	716295333	PLI
PILGRIM VILLAGE	SCREEN	KULBACKS	6/7/2022	LL	21.21	672216	716295333	PLI
PILGRIM VILLAGE	SCREEN	KULBACKS	6/7/2022	LL	21.07	672291	716295333	PLI
PILGRIM VILLAGE	SCREEN	KULBACKS	6/7/2022	LL	22.04	672359	716295333	PLI

CARMEN M. PARISO, INC. HIRED TRUCKS -

PILGRIM VILLAGE	SCREEN	KULBACKS	6/7/2022	LL	22.04	672431	716295333	PLI
PILGRIM VILLAGE	SCREEN	KULBACKS	6/7/2022	LL	21.5	672103	716295333	PLI
PILGRIM VILLAGE	SCREEN	KULBACKS	6/7/2022	LL	20.99	672204	716295333	PLI
PILGRIM VILLAGE	SCREEN	KULBACKS	6/7/2022	LL	21.16	672276	716295333	PLI
PILGRIM VILLAGE	SCREEN	KULBACKS	6/7/2022	LL	21.94	672340	716295333	PLI
PILGRIM VILLAGE	SCREEN	KULBACKS	6/7/2022	LL	22.38	672413	716295333	PLI
PILGRIM VILLAGE	SCREEN	KULBACKS	6/7/2022	LL	19.82	672100	716295333	PLI
PILGRIM VILLAGE	SCREEN	KULBACKS	6/7/2022	LL	18.95	672247	716295333	PLI
PILGRIM VILLAGE	SCREEN	KULBACKS	6/7/2022	LL	21.63	672324	716295333	PLI
PILGRIM VILLAGE	SCREEN	KULBACKS	6/7/2022	LL	21.58	672395	716295333	PLI
PILGRIM VILLAGE	SCREEN	KULBACKS	6/7/2022	LL	21.31	672457	716330155	PLI
PILGRIM VILLAGE	SCREEN	KULBACKS	6/7/2022	LL	21.74	672080	716295333	PLI
PILGRIM VILLAGE	SCREEN	KULBACKS	6/7/2022	LL	20.89	672167	716295333	PLI
PILGRIM VILLAGE	SCREEN	KULBACKS	6/7/2022	LL	20.68	672254	716295333	PLI
PILGRIM VILLAGE	SCREEN	KULBACKS	6/7/2022	LL	21.85	672389	716295333	PLI
PILGRIM VILLAGE	SCREEN	KULBACKS	6/7/2022	LL	22.16	672449	716330155	PLI
PILGRIM VILLAGE	SCREEN	KULBACKS	6/7/2022	LL	21.94	672084	716295333	PLI
PILGRIM VILLAGE	SCREEN	KULBACKS	6/7/2022	LL	20.65	672169	716295333	PLI
PILGRIM VILLAGE	SCREEN	KULBACKS	6/7/2022	LL	21.31	672108	716295333	CJK
PILGRIM VILLAGE	SCREEN	KULBACKS	6/7/2022	LL	20.49	672209	716295333	CJK
PILGRIM VILLAGE	SCREEN	KULBACKS	6/7/2022	LL	20.78	672256	716295333	CJK
PILGRIM VILLAGE	SCREEN	KULBACKS	6/7/2022	LL	22.03	672349	716295333	CJK
PILGRIM VILLAGE	SCREEN	KULBACKS	6/7/2022	LL	22.43	672418	716295333	CJK
PILGRIM VILLAGE	SCREEN	KULBACKS	6/7/2022	LL	19.99	672190	716295333	BRENON
PILGRIM VILLAGE	SCREEN	KULBACKS	6/7/2022	LL	21.53	672262	716295333	BRENON
PILGRIM VILLAGE	SCREEN	KULBACKS	6/7/2022	LL	21.78	672332	716295333	BRENON
PILGRIM VILLAGE	SCREEN	KULBACKS	6/7/2022	LL	21.5	672411	716295333	BRENON
PILGRIM VILLAGE	ST1	KULBACKS	6/7/2022	LL	21.27	672347	716295333	PLI
PILGRIM VILLAGE	ST1	KULBACKS	6/7/2022	LL	21.8	672421	716295333	PLI
PILGRIM VILLAGE	ST1	KULBACKS	6/7/2022	LL	22.15	672360	716295333	PLI
PILGRIM VILLAGE	ST1	KULBACKS	6/7/2022	LL	22.4	672432	716295333	PLI
PILGRIM VILLAGE	CR6	KULBACKS	6/7/2022	LL	20.91	672144	716295333	PLI
PILGRIM VILLAGE	CR6	KULBACKS	6/7/2022	LL	22.54	672131	716295333	PLI
PILGRIM VILLAGE	CR6	KULBACKS	6/7/2022	LL	21.99	672222	716295333	PLI
PILGRIM VILLAGE	CR6	KULBACKS	6/7/2022	LL	22.02	672296	716295333	PLI
PILGRIM VILLAGE	SCREEN	KULBACKS	6/8/2022	LL	21.75	672479	716330155	BPT
PILGRIM VILLAGE	SCREEN	KULBACKS	6/8/2022	LL	20.9	672554	716330155	BPT
PILGRIM VILLAGE	SCREEN	KULBACKS	6/8/2022	LL	21.52	672614	716330155	BPT
PILGRIM VILLAGE	SCREEN	KULBACKS	6/8/2022	LL	22.6	672673	716330155	BPT
PILGRIM VILLAGE	SCREEN	KULBACKS	6/8/2022	LL	22.14	672752	716330155	BPT
PILGRIM VILLAGE	SCREEN	KULBACKS	6/8/2022	LL	22.14	672477	716330155	BPT
PILGRIM VILLAGE	SCREEN	KULBACKS	6/8/2022	LL	21.25	672556	716330155	BPT
PILGRIM VILLAGE	SCREEN	KULBACKS	6/8/2022	LL	22.34	672612	716330155	BPT
PILGRIM VILLAGE	SCREEN	KULBACKS	6/8/2022	LL	22.45	672675	716330155	BPT
PILGRIM VILLAGE	SCREEN	KULBACKS	6/8/2022	LL	22.09	672748	716330155	BPT
PILGRIM VILLAGE	SCREEN	KULBACKS	6/8/2022	LL	20.45	672473	716330155	BPT
PILGRIM VILLAGE	SCREEN	KULBACKS	6/8/2022	LL	19.44	672555	716330155	BPT
PILGRIM VILLAGE	SCREEN	KULBACKS	6/8/2022	LL	20.4	672615	716330155	BPT
PILGRIM VILLAGE	SCREEN	KULBACKS	6/8/2022	LL	20.13	672670	716330155	BPT
PILGRIM VILLAGE	SCREEN	KULBACKS	6/8/2022	LL	20.81	672751	716330155	BPT
PILGRIM VILLAGE	SCREEN	KULBACKS	6/8/2022	LL	20.97	672753	716330155	PLI
PILGRIM VILLAGE	SCREEN	KULBACKS	6/8/2022	LL	21.05	672671	716330155	PLI
PILGRIM VILLAGE	SCREEN	KULBACKS	6/8/2022	LL	20.68	672747	716330155	PLI
PILGRIM VILLAGE	SCREEN	KULBACKS	6/8/2022	LL	19.96	672676	716330155	PLI
PILGRIM VILLAGE	SCREEN	KULBACKS	6/8/2022	LL	20.46	672749	716330155	PLI
PILGRIM VILLAGE	SCREEN	KULBACKS	6/8/2022	LL	20.33	672471	716330155	MARRAN
PILGRIM VILLAGE	SCREEN	KULBACKS	6/8/2022	LL	20.76	672529	716330155	MARRAN
PILGRIM VILLAGE	SCREEN	KULBACKS	6/8/2022	LL	20.01	672604	716330155	MARRAN
PILGRIM VILLAGE	SCREEN	KULBACKS	6/8/2022	LL	21.08	672657	716330155	MARRAN
PILGRIM VILLAGE	SCREEN	KULBACKS	6/8/2022	LL	19.63	672744	716330155	MARRAN
PILGRIM VILLAGE	SCREEN	KULBACKS	6/8/2022	LL	21.63	672482	716330155	CJK
PILGRIM VILLAGE	SCREEN	KULBACKS	6/8/2022	LL	20.95	672553	716330155	CJK
PILGRIM VILLAGE	SCREEN	KULBACKS	6/8/2022	LL	22.35	672608	716330155	CJK
PILGRIM VILLAGE	SCREEN	KULBACKS	6/8/2022	LL	21.84	672660	716330155	CJK
PILGRIM VILLAGE	SCREEN	KULBACKS	6/8/2022	LL	21.88	672743	716330155	CJK
PILGRIM VILLAGE	CR2	KULBACKS	6/9/2022	LL	21.62	672795	716309513	CJK
PILGRIM VILLAGE	CR2	KULBACKS	6/9/2022	LL	21.6	672844	716309513	CJK
PILGRIM VILLAGE	CR2	KULBACKS	6/9/2022	LL	21.9	672903	716309513	CJK
PILGRIM VILLAGE	CR2	KULBACKS	6/9/2022	LL	21.3	672971	716309513	CJK

PILGRIM VILLAGE	CR2	KULBACKS	6/9/2022	LL	21.52	673032	716309513	CJK
PILGRIM VILLAGE	CR2	KULBACKS	6/9/2022	LL	21.67	673096	716309513	CJK
PILGRIM VILLAGE	CR2	KULBACKS	6/9/2022	LL	22.52	672796	716309513	CJK
PILGRIM VILLAGE	CR2	KULBACKS	6/9/2022	LL	22.1	672845	716309513	CJK
PILGRIM VILLAGE	CR2	KULBACKS	6/9/2022	LL	22.38	672902	716309513	CJK
PILGRIM VILLAGE	CR2	KULBACKS	6/9/2022	LL	21.51	672966	716309513	CJK
PILGRIM VILLAGE	CR2	KULBACKS	6/9/2022	LL	21.52	673089	716309513	CJK
PILGRIM VILLAGE	CR2	KULBACKS	6/9/2022	LL	20.9	672799	716309513	DG
PILGRIM VILLAGE	CR2	KULBACKS	6/9/2022	LL	21.13	672874	716309513	DG
PILGRIM VILLAGE	CR2	KULBACKS	6/9/2022	LL	21.07	672936	716309513	DG
PILGRIM VILLAGE	CR2	KULBACKS	6/9/2022	LL	21.43	672010	716309513	DG
PILGRIM VILLAGE	CR2	KULBACKS	6/9/2022	LL	21.03	673083	716309513	DG
PILGRIM VILLAGE	CR2	KULBACKS	6/9/2022	LL	21.44	672798	716309513	DG
PILGRIM VILLAGE	CR2	KULBACKS	6/9/2022	LL	21.41	672856	716309513	DG
PILGRIM VILLAGE	CR2	KULBACKS	6/9/2022	LL	21.73	672912	716309513	DG
PILGRIM VILLAGE	CR2	KULBACKS	6/9/2022	LL	21.25	673008	716309513	DG
PILGRIM VILLAGE	CR2	KULBACKS	6/9/2022	LL	21.26	673065	716309513	DG
PILGRIM VILLAGE	CR2	KULBACKS	6/9/2022	LL	22.26	672808	716309513	DG
PILGRIM VILLAGE	CR2	KULBACKS	6/9/2022	LL	21.73	672852	716309513	DG
PILGRIM VILLAGE	CR2	KULBACKS	6/9/2022	LL	22.26	672905	716309513	DG
PILGRIM VILLAGE	CR2	KULBACKS	6/9/2022	LL	21.33	672967	716309513	DG
PILGRIM VILLAGE	CR2	KULBACKS	6/9/2022	LL	21.84	673020	716309513	DG
PILGRIM VILLAGE	CR2	KULBACKS	6/9/2022	LL	21.95	673085	716309513	DG
PILGRIM VILLAGE	CR2	KULBACKS	6/9/2022	LL	21.29	672827	716309513	PLI
PILGRIM VILLAGE	CR2	KULBACKS	6/9/2022	LL	21.21	672881	716309513	PLI
PILGRIM VILLAGE	CR2	KULBACKS	6/9/2022	LL	21.16	672939	716309513	PLI
PILGRIM VILLAGE	CR2	KULBACKS	6/9/2022	LL	20.72	673000	716309513	PLI
PILGRIM VILLAGE	CR2	KULBACKS	6/9/2022	LL	20.73	673064	716309513	PLI
PILGRIM VILLAGE	SCREEN	KULBACKS	6/15/2022	LL	21.31	674254	716362468	GAM
PILGRIM VILLAGE	SCREEN	KULBACKS	6/15/2022	LL	21.62	674318	716362468	GAM
PILGRIM VILLAGE	SCREEN	KULBACKS	6/15/2022	LL	22.00	674231	12798	PLI
PILGRIM VILLAGE	SCREEN	KULBACKS	6/15/2022	LL	21.27	674290	12798	PLI
PILGRIM VILLAGE	SCREEN	KULBACKS	6/15/2022	LL	21.54	674275	716362468	PLI
PILGRIM VILLAGE	SCREEN	KULBACKS	6/15/2022	LL	21.6	674276	716362468	PLI
PILGRIM VILLAGE	SCREEN	KULBACKS	6/15/2022	LL	20.6	674397	716362468	NPW
PILGRIM VILLAGE	SCREEN	KULBACKS	6/15/2022	LL	19.43	674310	716362468	NPW
PILGRIM VILLAGE	SCREEN	KULBACKS	6/15/2022	LL	21.43	674273	716362468	NPW
PILGRIM VILLAGE	CR6	KULBACKS	6/15/2022	LL	22.67	674181	12786	PLI
PILGRIM VILLAGE	CR6	KULBACKS	6/15/2022	LL	21.51	674211	716342869	PLI
PILGRIM VILLAGE	CR6	KULBACKS	6/15/2022	LL	22.38	674213	716342869	PLI
PILGRIM VILLAGE	CR6	KULBACKS	6/15/2022	LL	22.24	674196	716342869	GAM
PILGRIM VILLAGE	CR6	KULBACKS	6/15/2022	LL	21.4	674250	716342869	NPW
PILGRIM VILLAGE	CR6	KULBACKS	6/15/2022	LL	19.32	674212	716342869	NPW
PILGRIM VILLAGE	CR6	KULBACKS	6/15/2022	LL	21.3	674210	716342869	NPW
PILGRIM VILLAGE	SCREEN	KULBACKS	6/16/2022	LL	20.23	674728	716362468	BPT
PILGRIM VILLAGE	SCREEN	KULBACKS	6/16/2022	LL	21.77	674356	716362468	PLI
PILGRIM VILLAGE	SCREEN	KULBACKS	6/16/2022	LL	21.68	674580	716362468	PLI
PILGRIM VILLAGE	SCREEN	KULBACKS	6/16/2022	LL	20.63	674654	716362468	PLI
PILGRIM VILLAGE	SCREEN	KULBACKS	6/16/2022	LL	21.47	674720	716362468	PLI
PILGRIM VILLAGE	SCREEN	KULBACKS	6/16/2022	LL	21.26	674357	716362468	TECH
PILGRIM VILLAGE	SCREEN	KULBACKS	6/16/2022	LL	20.85	674416	716362468	TECH
PILGRIM VILLAGE	SCREEN	KULBACKS	6/16/2022	LL	19.98	674544	716362468	TECH
PILGRIM VILLAGE	SCREEN	KULBACKS	6/16/2022	LL	20.7	674622	716362468	TECH
PILGRIM VILLAGE	SCREEN	KULBACKS	6/16/2022	LL	20.13	674694	716362468	TECH
PILGRIM VILLAGE	CR2	KULBACKS	6/16/2022	LL	21.81	674376	716350557	BPT
PILGRIM VILLAGE	CR2	KULBACKS	6/16/2022	LL	21.56	674496	716350557	BPT
PILGRIM VILLAGE	CR2	KULBACKS	6/16/2022	LL	22.2	674617	716350557	BPT
PILGRIM VILLAGE	CR2	KULBACKS	6/16/2022	LL	22.03	674726	716350557	BPT
PILGRIM VILLAGE	CR2	KULBACKS	6/16/2022	LL	20.64	674378	716350557	BPT
PILGRIM VILLAGE	CR2	KULBACKS	6/16/2022	LL	20.23	674500	716350557	BPT
PILGRIM VILLAGE	CR2	KULBACKS	6/16/2022	LL	20.07	674619	716350557	BPT
PILGRIM VILLAGE	CR2	KULBACKS	6/16/2022	LL	22.38	674373	716350557	BPT
PILGRIM VILLAGE	CR2	KULBACKS	6/16/2022	LL	22.17	674486	716350557	BPT
PILGRIM VILLAGE	CR2	KULBACKS	6/16/2022	LL	21.71	674616	716350557	BPT
PILGRIM VILLAGE	CR2	KULBACKS	6/16/2022	LL	22.53	674716	716350557	BPT
PILGRIM VILLAGE	CR2	KULBACKS	6/16/2022	LL	21.74	674355	716350557	PLI
PILGRIM VILLAGE	CR2	KULBACKS	6/16/2022	LL	22.07	674464	716350557	PLI
PILGRIM VILLAGE	CR2	KULBACKS	6/16/2022	LL	22.45	674597	716350557	PLI
PILGRIM VILLAGE	CR2	KULBACKS	6/16/2022	LL	22.86	674699	716350557	PLI

CARMEN M. PARISO, INC. HIRED TRUCKS -

PILGRIM VILLAGE	SCREEN	KULBACKS	6/17/2022	LL	19.59	674762	716376945	BPT
PILGRIM VILLAGE	SCREEN	KULBACKS	6/17/2022	LL	19.18	674826	716376945	BPT
PILGRIM VILLAGE	SCREEN	KULBACKS	6/17/2022	LL	20.33	674882	716376945	BPT
PILGRIM VILLAGE	SCREEN	KULBACKS	6/17/2022	LL	19.8	674943	716376945	BPT
PILGRIM VILLAGE	SCREEN	KULBACKS	6/17/2022	LL	20.02	675034	716376945	BPT
PILGRIM VILLAGE	SCREEN	KULBACKS	6/17/2022	LL	20.82	674767	716376945	BPT
PILGRIM VILLAGE	SCREEN	KULBACKS	6/17/2022	LL	21.53	674835	716376945	BPT
PILGRIM VILLAGE	SCREEN	KULBACKS	6/17/2022	LL	21.52	674897	716376945	BPT
PILGRIM VILLAGE	SCREEN	KULBACKS	6/17/2022	LL	21.42	674960	716376945	BPT
PILGRIM VILLAGE	SCREEN	KULBACKS	6/17/2022	LL	21.24	675038	716376945	BPT
PILGRIM VILLAGE	SCREEN	KULBACKS	6/17/2022	LL	21.13	674760	716376945	BPT
PILGRIM VILLAGE	SCREEN	KULBACKS	6/17/2022	LL	21.29	674815	716376945	BPT
PILGRIM VILLAGE	SCREEN	KULBACKS	6/17/2022	LL	21.41	674889	716376945	BPT
PILGRIM VILLAGE	SCREEN	KULBACKS	6/17/2022	LL	21.87	674955	716376945	BPT
PILGRIM VILLAGE	SCREEN	KULBACKS	6/17/2022	LL	21.09	675024	716376945	BPT
PILGRIM VILLAGE	SCREEN	KULBACKS	6/17/2022	LL	21.36	674745	716376945	PLI
PILGRIM VILLAGE	SCREEN	KULBACKS	6/17/2022	LL	21.75	674843	716376945	LLOYD
PILGRIM VILLAGE	SCREEN	KULBACKS	6/17/2022	LL	20.32	674764	716376945	SILVER
PILGRIM VILLAGE	SCREEN	KULBACKS	6/17/2022	LL	22.00	674812	716376945	SILVER
PILGRIM VILLAGE	SCREEN	KULBACKS	6/17/2022	LL	21.62	674859	716376945	SILVER
PILGRIM VILLAGE	SCREEN	KULBACKS	6/17/2022	LL	21.6	674910	716376945	SILVER
PILGRIM VILLAGE	SCREEN	KULBACKS	6/17/2022	LL	21.9	674973	716376945	SILVER
PILGRIM VILLAGE	SCREEN	KULBACKS	6/17/2022	LL	21.43	675047	716376945	SILVER
PILGRIM VILLAGE	SCREEN	KULBACKS	6/17/2022	LL	19.34	674541	716376945	TECH
PILGRIM VILLAGE	SCREEN	KULBACKS	6/17/2022	LL	20.19	674823	716376945	TECH
PILGRIM VILLAGE	SCREEN	KULBACKS	6/17/2022	LL	19.91	674876	716376945	TECH
PILGRIM VILLAGE	SCREEN	KULBACKS	6/17/2022	LL	19.55	674937	716376945	TECH
PILGRIM VILLAGE	SCREEN	KULBACKS	6/17/2022	LL	19.5	675009	716376945	TECH
PILGRIM VILLAGE	SCREEN	KULBACKS	6/17/2022	LL	20.21	674756	716376945	TECH
PILGRIM VILLAGE	SCREEN	KULBACKS	6/17/2022	LL	20.48	674825	716376945	TECH
PILGRIM VILLAGE	SCREEN	KULBACKS	6/17/2022	LL	21.07	674877	716376945	TECH
PILGRIM VILLAGE	SCREEN	KULBACKS	6/17/2022	LL	20.95	674938	716376945	TECH
PILGRIM VILLAGE	SCREEN	KULBACKS	6/17/2022	LL	21.25	675011	716376945	TECH
PILGRIM VILLAGE	T3BINDR	KULBACKS	6/17/2022	LL	13.97	50300	716362467	PLI
PILGRIM VILLAGE	CR2	KULBACKS	6/17/2022	LL	22.49	674952	716362468	PLI
PILGRIM VILLAGE	ST1	KULBACKS	6/17/2022	LL	21.78	675014	716362468	PLI
PILGRIM VILLAGE	SCREEN	KULBACKS	6/20/2022	LL	19.27	675081	716376945	BPT
PILGRIM VILLAGE	SCREEN	KULBACKS	6/20/2022	LL	19.49	675122	716376945	BPT
PILGRIM VILLAGE	SCREEN	KULBACKS	6/20/2022	LL	19.91	675184	716376945	BPT
PILGRIM VILLAGE	SCREEN	KULBACKS	6/20/2022	LL	19.38	675243	716376945	BPT
PILGRIM VILLAGE	SCREEN	KULBACKS	6/20/2022	LL	19.76	675336	716376945	BPT
PILGRIM VILLAGE	SCREEN	KULBACKS	6/20/2022	LL	21.64	675241	716376945	BPT
PILGRIM VILLAGE	SCREEN	KULBACKS	6/20/2022	LL	21.82	675317	716376945	BPT
PILGRIM VILLAGE	SCREEN	KULBACKS	6/20/2022	LL	21.36	675400	716376945	BPT
PILGRIM VILLAGE	SCREEN	KULBACKS	6/20/2022	LL	21.48	675072	716376945	PLI
PILGRIM VILLAGE	SCREEN	KULBACKS	6/20/2022	LL	22.58	675114	716376945	PLI
PILGRIM VILLAGE	SCREEN	KULBACKS	6/20/2022	LL	22.49	675174	716376945	PLI
PILGRIM VILLAGE	SCREEN	KULBACKS	6/20/2022	LL	20.39	675074	716376945	PLI
PILGRIM VILLAGE	SCREEN	KULBACKS	6/20/2022	LL	22.3	675115	716376945	PLI
PILGRIM VILLAGE	SCREEN	KULBACKS	6/20/2022	LL	22.62	675176	716376945	PLI
PILGRIM VILLAGE	SCREEN	KULBACKS	6/20/2022	LL	21.97	675236	716376945	PLI
PILGRIM VILLAGE	SCREEN	KULBACKS	6/20/2022	LL	20.94	675301	716376945	PLI
PILGRIM VILLAGE	SCREEN	KULBACKS	6/20/2022	LL	22.1	675376	716376945	PLI
PILGRIM VILLAGE	SCREEN	KULBACKS	6/21/2022	LL	22.05	675444	716384094	BPT
PILGRIM VILLAGE	SCREEN	KULBACKS	6/21/2022	LL	21.85	675515	716384094	BPT
PILGRIM VILLAGE	SCREEN	KULBACKS	6/21/2022	LL	21.9	675575	716384094	BPT
PILGRIM VILLAGE	SCREEN	KULBACKS	6/21/2022	LL	21.59	675641	716384094	BPT
PILGRIM VILLAGE	SCREEN	KULBACKS	6/21/2022	LL	22.36	675443	716384094	BPT
PILGRIM VILLAGE	SCREEN	KULBACKS	6/21/2022	LL	21.9	675518	716384094	BPT
PILGRIM VILLAGE	SCREEN	KULBACKS	6/21/2022	LL	21.11	675576	716384094	BPT
PILGRIM VILLAGE	SCREEN	KULBACKS	6/21/2022	LL	21.67	675642	716384094	BPT
PILGRIM VILLAGE	SCREEN	KULBACKS	6/21/2022	LL	21.89	675707	716384094	BPT
PILGRIM VILLAGE	SCREEN	KULBACKS	6/21/2022	LL	19.75	675442	716384094	BPT
PILGRIM VILLAGE	SCREEN	KULBACKS	6/21/2022	LL	20.45	675508	716384094	BPT
PILGRIM VILLAGE	SCREEN	KULBACKS	6/21/2022	LL	19.92	675566	716384094	BPT
PILGRIM VILLAGE	SCREEN	KULBACKS	6/21/2022	LL	19.2	675639	716384094	BPT
PILGRIM VILLAGE	SCREEN	KULBACKS	6/21/2022	LL	20.35	675703	716384094	BPT
PILGRIM VILLAGE	SCREEN	KULBACKS	6/21/2022	LL	19.8	675439	716384094	TECH
PILGRIM VILLAGE	SCREEN	KULBACKS	6/21/2022	LL	19.8	675506	716384094	TECH

PILGRIM VILLAGE	SCREEN	KULBACKS	6/21/2022	LL	19.7	675558	716384094	TECH
PILGRIM VILLAGE	SCREEN	KULBACKS	6/21/2022	LL	19.93	675610	716384094	TECH
PILGRIM VILLAGE	SCREEN	KULBACKS	6/21/2022	LL	20.45	675683	716384094	TECH
PILGRIM VILLAGE	SCREEN	KULBACKS	6/21/2022	LL	21.2	675441	716384094	TECH
PILGRIM VILLAGE	SCREEN	KULBACKS	6/21/2022	LL	20.65	675507	716384094	TECH
PILGRIM VILLAGE	SCREEN	KULBACKS	6/21/2022	LL	20.89	675560	716384094	TECH
PILGRIM VILLAGE	SCREEN	KULBACKS	6/21/2022	LL	21.26	675611	716384094	TECH
PILGRIM VILLAGE	SCREEN	KULBACKS	6/21/2022	LL	21.04	675680	716384094	TECH
PILGRIM VILLAGE	SCREEN	KULBACKS	6/22/2022	LL	20.22	675947	716402840	BPT
PILGRIM VILLAGE	SCREEN	KULBACKS	6/22/2022	LL	19.43	675807	716402840	BPT
PILGRIM VILLAGE	SCREEN	KULBACKS	6/22/2022	LL	21.65	675753	716402840	BPT
PILGRIM VILLAGE	SCREEN	KULBACKS	6/22/2022	LL	22.36	675806	716402840	BPT
PILGRIM VILLAGE	SCREEN	KULBACKS	6/22/2022	LL	22.19	675754	716402840	BPT
PILGRIM VILLAGE	SCREEN	KULBACKS	6/22/2022	LL	21.95	675809	716402840	BPT
PILGRIM VILLAGE	SCREEN	KULBACKS	6/22/2022	LL	22.01	675745	716402840	PLI
PILGRIM VILLAGE	SCREEN	KULBACKS	6/22/2022	LL	19.97	675748	716402840	TECH
PILGRIM VILLAGE	SCREEN	KULBACKS	6/22/2022	LL	19.83	675810	716402840	TECH
PILGRIM VILLAGE	SCREEN	KULBACKS	6/22/2022	LL	19.86	675866	716384094	TECH
PILGRIM VILLAGE	SCREEN	KULBACKS	6/22/2022	LL	19.78	675907	716384094	TECH
PILGRIM VILLAGE	SCREEN	KULBACKS	6/22/2022	LL	19.53	675968	716384094	TECH
PILGRIM VILLAGE	SCREEN	KULBACKS	6/22/2022	LL	21.2	675749	716402840	TECH
PILGRIM VILLAGE	SCREEN	KULBACKS	6/22/2022	LL	20.62	675811	716402840	TECH
PILGRIM VILLAGE	SCREEN	KULBACKS	6/22/2022	LL	20.68	675864	716384094	TECH
PILGRIM VILLAGE	SCREEN	KULBACKS	6/22/2022	LL	20.6	675908	716384094	TECH
PILGRIM VILLAGE	SCREEN	KULBACKS	6/22/2022	LL	21.01	675967	716384094	TECH
PILGRIM VILLAGE	CR2	KULBACKS	6/22/2022	LL	19.65	675863	716402840	BPT
PILGRIM VILLAGE	CR2	KULBACKS	6/22/2022	LL	20.17	675924	716384094	BPT
PILGRIM VILLAGE	CR2	KULBACKS	6/22/2022	LL	20.72	675977	716384094	BPT
PILGRIM VILLAGE	CR2	KULBACKS	6/22/2022	LL	22.15	675868	716384094	BPT
PILGRIM VILLAGE	CR2	KULBACKS	6/22/2022	LL	22.14	675916	716384094	BPT
PILGRIM VILLAGE	CR2	KULBACKS	6/22/2022	LL	22.03	675966	716384094	BPT
PILGRIM VILLAGE	CR2	KULBACKS	6/22/2022	LL	21.9	675871	716384094	BPT
PILGRIM VILLAGE	CR2	KULBACKS	6/22/2022	LL	21.87	675921	716384094	BPT
PILGRIM VILLAGE	CR2	KULBACKS	6/22/2022	LL	22.08	675973	716384094	BPT
PILGRIM VILLAGE	SCREEN	KULBACKS	6/23/2022	LL	20.63	676038	716402840	BPT
PILGRIM VILLAGE	SCREEN	KULBACKS	6/23/2022	LL	19.71	676105	716402840	BPT
PILGRIM VILLAGE	SCREEN	KULBACKS	6/23/2022	LL	20.06	676162	716402840	BPT
PILGRIM VILLAGE	SCREEN	KULBACKS	6/23/2022	LL	19.9	676238	716402840	BPT
PILGRIM VILLAGE	SCREEN	KULBACKS	6/23/2022	LL	20.31	676313	716402840	BPT
PILGRIM VILLAGE	SCREEN	KULBACKS	6/23/2022	LL	21.97	676037	716402840	BPT
PILGRIM VILLAGE	SCREEN	KULBACKS	6/23/2022	LL	22.22	676108	716402840	BPT
PILGRIM VILLAGE	SCREEN	KULBACKS	6/23/2022	LL	22.12	676164	716402840	BPT
PILGRIM VILLAGE	SCREEN	KULBACKS	6/23/2022	LL	21.89	676236	716402840	BPT
PILGRIM VILLAGE	SCREEN	KULBACKS	6/23/2022	LL	22.24	676307	716402840	BPT
PILGRIM VILLAGE	SCREEN	KULBACKS	6/23/2022	LL	22.26	676039	716402840	BPT
PILGRIM VILLAGE	SCREEN	KULBACKS	6/23/2022	LL	21.95	676106	716402840	BPT
PILGRIM VILLAGE	SCREEN	KULBACKS	6/23/2022	LL	22.1	676167	716402840	BPT
PILGRIM VILLAGE	SCREEN	KULBACKS	6/23/2022	LL	21.39	676237	716402840	BPT
PILGRIM VILLAGE	SCREEN	KULBACKS	6/23/2022	LL	21.75	676311	716402840	BPT
PILGRIM VILLAGE	SCREEN	KULBACKS	6/23/2022	LL	19.99	676036	716402840	TECH
PILGRIM VILLAGE	SCREEN	KULBACKS	6/23/2022	LL	20.11	676104	716402840	TECH
PILGRIM VILLAGE	SCREEN	KULBACKS	6/23/2022	LL	20.03	676160	716402840	TECH
PILGRIM VILLAGE	SCREEN	KULBACKS	6/23/2022	LL	20.12	676230	716402840	TECH
PILGRIM VILLAGE	SCREEN	KULBACKS	6/23/2022	LL	19.26	676295	716402840	TECH
PILGRIM VILLAGE	SCREEN	KULBACKS	6/24/2022	LL	19.66	676371	716402840	PLI
PILGRIM VILLAGE	SCREEN	KULBACKS	6/24/2022	LL	20.11	676409	716435705	PLI
PILGRIM VILLAGE	SCREEN	KULBACKS	6/24/2022	LL	19.74	676454	716435705	PLI
PILGRIM VILLAGE	SCREEN	KULBACKS	6/24/2022	LL	19.92	676493	716435705	PLI
PILGRIM VILLAGE	SCREEN	KULBACKS	6/24/2022	LL	20.21	676542	716435705	PLI
PILGRIM VILLAGE	SCREEN	KULBACKS	6/24/2022	LL	22.31	676358	716402840	PLI
PILGRIM VILLAGE	SCREEN	KULBACKS	6/24/2022	LL	22.26	676398	716402840	PLI
PILGRIM VILLAGE	SCREEN	KULBACKS	6/24/2022	LL	21.6	676437	716435705	PLI
PILGRIM VILLAGE	SCREEN	KULBACKS	6/24/2022	LL	22.09	676497	716435705	PLI
PILGRIM VILLAGE	SCREEN	KULBACKS	6/24/2022	LL	22.06	676518	716435705	PLI
PILGRIM VILLAGE	SCREEN	KULBACKS	6/24/2022	LL	22.21	676555	716435705	PLI
PILGRIM VILLAGE	SCREEN	KULBACKS	6/24/2022	LL	22.39	676488	716435705	PLI
PILGRIM VILLAGE	SCREEN	KULBACKS	6/24/2022	LL	22.34	676530	716435705	PLI
PILGRIM VILLAGE	SCREEN	KULBACKS	6/24/2022	LL	22.11	676574	716435705	PLI
PILGRIM VILLAGE	SCREEN	KULBACKS	6/24/2022	LL	22.3	676360	716402840	PLI

CARMEN M. PARISO, INC. HIRED TRUCKS -

PILGRIM VILLAGE	SCREEN	KULBACKS	6/24/2022	LL	22.01	676468	716435705	PLI
PILGRIM VILLAGE	SCREEN	KULBACKS	6/24/2022	LL	22.18	676501	716435705	PLI
PILGRIM VILLAGE	SCREEN	KULBACKS	6/24/2022	LL	22.47	676534	716435705	PLI
PILGRIM VILLAGE	SCREEN	KULBACKS	6/24/2022	LL	21.28	676577	716435705	PLI
PILGRIM VILLAGE	SCREEN	KULBACKS	6/24/2022	LL	22.68	676499	716435705	PLI
PILGRIM VILLAGE	SCREEN	KULBACKS	6/24/2022	LL	22.35	676533	716435705	PLI
PILGRIM VILLAGE	SCREEN	KULBACKS	6/24/2022	LL	19.87	676357	716402840	BROWNS
PILGRIM VILLAGE	SCREEN	KULBACKS	6/24/2022	LL	20.24	676394	716402840	BROWNS
PILGRIM VILLAGE	SCREEN	KULBACKS	6/24/2022	LL	19.9	676435	716435705	BROWNS
PILGRIM VILLAGE	SCREEN	KULBACKS	6/24/2022	LL	20.54	676475	716435705	BROWNS
PILGRIM VILLAGE	SCREEN	KULBACKS	6/24/2022	LL	20.51	676516	716435705	BROWNS
PILGRIM VILLAGE	SCREEN	KULBACKS	6/24/2022	LL	20.21	676553	716435705	BROWNS
PILGRIM VILLAGE	SCREEN	KULBACKS	6/24/2022	LL	21.04	676362	716402840	TECH
PILGRIM VILLAGE	SCREEN	KULBACKS	6/24/2022	LL	21.00	676397	716402840	TECH
PILGRIM VILLAGE	SCREEN	KULBACKS	6/24/2022	LL	20.82	676434	716435705	TECH
PILGRIM VILLAGE	ST1	KULBACKS	6/24/2022	LL	21.12	676473	716402840	TECH
PILGRIM VILLAGE	ST1	KULBACKS	6/24/2022	LL	19.8	676529	716402840	TECH
PILGRIM VILLAGE	SCREEN	KULBACKS	6/27/2022	LL	22.32	676598	716435706	PLI
PILGRIM VILLAGE	SCREEN	KULBACKS	6/27/2022	LL	21.72	676646	716435706	PLI
PILGRIM VILLAGE	SCREEN	KULBACKS	6/27/2022	LL	20.65	676597	716435706	PLI
PILGRIM VILLAGE	SCREEN	KULBACKS	6/27/2022	LL	20.74	676637	716435706	PLI
PILGRIM VILLAGE	SCREEN	KULBACKS	6/27/2022	LL	20.6	676679	716435706	PLI
PILGRIM VILLAGE	SCREEN	KULBACKS	6/27/2022	LL	21.02	676600	716435706	TECH
PILGRIM VILLAGE	SCREEN	KULBACKS	6/27/2022	LL	21.1	676653	716435706	TECH
PILGRIM VILLAGE	SCREEN	KULBACKS	6/27/2022	LL	20.96	676696	716435706	TECH
PILGRIM VILLAGE	SCREEN	KULBACKS	6/27/2022	LL	20.87	676743	716435706	TECH
PILGRIM VILLAGE	SCREEN	KULBACKS	6/27/2022	LL	20.8	676795	716435706	TECH
PILGRIM VILLAGE	SCREEN	KULBACKS	6/27/2022	LL	19.98	676598	716435706	TECH
PILGRIM VILLAGE	SCREEN	KULBACKS	6/27/2022	LL	20.41	676652	716435706	TECH
PILGRIM VILLAGE	SCREEN	KULBACKS	6/27/2022	LL	20.32	676695	716435706	TECH
PILGRIM VILLAGE	SCREEN	KULBACKS	6/27/2022	LL	19.61	676742	716435706	TECH
PILGRIM VILLAGE	SCREEN	KULBACKS	6/27/2022	LL	19.92	676794	716435706	TECH
PILGRIM VILLAGE	SCREEN	KULBACKS	6/28/2022	LL	20.53	677007	716435706	DG
PILGRIM VILLAGE	SCREEN	KULBACKS	6/28/2022	LL	20.78	677067	716435706	DG
PILGRIM VILLAGE	SCREEN	KULBACKS	6/28/2022	LL	21.25	677145	716435706	DG
PILGRIM VILLAGE	SCREEN	KULBACKS	6/28/2022	LL	22.24	677186	716435706	GAM
PILGRIM VILLAGE	SCREEN	KULBACKS	6/28/2022	LL	21.34	677177	716435706	NPW
PILGRIM VILLAGE	SCREEN	KULBACKS	6/28/2022	LL	21.98	677158	716435706	NPW
PILGRIM VILLAGE	SCREEN	KULBACKS	6/28/2022	LL	20.16	676885	716435706	TECH
PILGRIM VILLAGE	SCREEN	KULBACKS	6/28/2022	LL	19.9	676929	716435706	TECH
PILGRIM VILLAGE	SCREEN	KULBACKS	6/28/2022	LL	19.87	676992	716435706	TECH
PILGRIM VILLAGE	SCREEN	KULBACKS	6/28/2022	LL	20.07	677045	716435706	TECH
PILGRIM VILLAGE	SCREEN	KULBACKS	6/28/2022	LL	20.25	677122	716435706	TECH
PILGRIM VILLAGE	SCREEN	KULBACKS	6/28/2022	LL	19.98	677194	716435706	TECH
PILGRIM VILLAGE	SCREEN	KULBACKS	6/28/2022	LL	20.99	676908	716435706	TECH
PILGRIM VILLAGE	SCREEN	KULBACKS	6/28/2022	LL	20.79	676951	716435706	TECH
PILGRIM VILLAGE	SCREEN	KULBACKS	6/28/2022	LL	21.04	677002	716435706	TECH
PILGRIM VILLAGE	SCREEN	KULBACKS	6/28/2022	LL	20.67	677064	716435706	TECH
PILGRIM VILLAGE	SCREEN	KULBACKS	6/28/2022	LL	21.05	677123	716435706	TECH
PILGRIM VILLAGE	SCREEN	KULBACKS	6/28/2022	LL	20.38	677195	716435706	TECH
PILGRIM VILLAGE	SCREEN	KULBACKS	6/29/2022	LL	22.42	677217	716435706	BPT
PILGRIM VILLAGE	SCREEN	KULBACKS	6/29/2022	LL	21.88	677271	716435706	BPT
PILGRIM VILLAGE	SCREEN	KULBACKS	6/29/2022	LL	22.33	677353	716435706	BPT
PILGRIM VILLAGE	SCREEN	KULBACKS	6/29/2022	LL	21.64	677419	716435706	BPT
PILGRIM VILLAGE	SCREEN	KULBACKS	6/29/2022	LL	22.09	677503	716435706	BPT
PILGRIM VILLAGE	SCREEN	KULBACKS	6/29/2022	LL	22.21	677215	716435706	BPT
PILGRIM VILLAGE	SCREEN	KULBACKS	6/29/2022	LL	21.98	677270	716435706	BPT
PILGRIM VILLAGE	SCREEN	KULBACKS	6/29/2022	LL	21.99	677341	716435706	BPT
PILGRIM VILLAGE	SCREEN	KULBACKS	6/29/2022	LL	22.04	677408	716435706	BPT
PILGRIM VILLAGE	SCREEN	KULBACKS	6/29/2022	LL	22.12	677487	716435706	BPT
PILGRIM VILLAGE	SCREEN	KULBACKS	6/29/2022	LL	19.94	677218	716435706	BPT
PILGRIM VILLAGE	SCREEN	KULBACKS	6/29/2022	LL	20.36	677273	716435706	BPT
PILGRIM VILLAGE	SCREEN	KULBACKS	6/29/2022	LL	20.11	677344	716435706	BPT
PILGRIM VILLAGE	SCREEN	KULBACKS	6/29/2022	LL	19.84	677422	716435706	BPT
PILGRIM VILLAGE	SCREEN	KULBACKS	6/29/2022	LL	20.01	677510	716435706	BPT
PILGRIM VILLAGE	SCREEN	KULBACKS	6/29/2022	LL	21.5	677221	716435706	DESIGN
PILGRIM VILLAGE	SCREEN	KULBACKS	6/29/2022	LL	21.59	677281	716435706	DESIGN
PILGRIM VILLAGE	SCREEN	KULBACKS	6/29/2022	LL	21.25	677348	716435706	DESIGN
PILGRIM VILLAGE	SCREEN	KULBACKS	6/29/2022	LL	21.06	677396	716435706	DESIGN

CARMEN M. PARISO, INC. HIRED TRUCKS -

PILGRIM VILLAGE	SCREEN	KULBACKS	6/29/2022	LL	21.3	677468	716435706	DESIGN
PILGRIM VILLAGE	SCREEN	KULBACKS	6/29/2022	LL	21.2	677539	716435706	DESIGN
PILGRIM VILLAGE	SCREEN	KULBACKS	6/29/2022	LL	21.46	677219	716435706	DESIGN
PILGRIM VILLAGE	SCREEN	KULBACKS	6/29/2022	LL	21.34	677280	716435706	DESIGN
PILGRIM VILLAGE	SCREEN	KULBACKS	6/29/2022	LL	21.3	677340	716435706	DESIGN
PILGRIM VILLAGE	SCREEN	KULBACKS	6/29/2022	LL	21.04	677397	716435706	DESIGN
PILGRIM VILLAGE	SCREEN	KULBACKS	6/29/2022	LL	21.2	677466	716435706	DESIGN
PILGRIM VILLAGE	SCREEN	KULBACKS	6/29/2022	LL	21.04	677536	716435706	DESIGN
PILGRIM VILLAGE	SCREEN	KULBACKS	6/29/2022	LL	21.19	677211	716435706	TECH
PILGRIM VILLAGE	SCREEN	KULBACKS	6/29/2022	LL	21.07	677263	716435706	TECH
PILGRIM VILLAGE	SCREEN	KULBACKS	6/29/2022	LL	20.57	677350	716435706	TECH
PILGRIM VILLAGE	SCREEN	KULBACKS	6/29/2022	LL	21.3	677398	716435706	TECH
PILGRIM VILLAGE	SCREEN	KULBACKS	6/29/2022	LL	20.49	677465	716435706	TECH
PILGRIM VILLAGE	SCREEN	KULBACKS	6/29/2022	LL	20.86	677545	716435706	TECH
PILGRIM VILLAGE	SCREEN	KULBACKS	6/29/2022	LL	19.98	677210	716435706	TECH
PILGRIM VILLAGE	SCREEN	KULBACKS	6/29/2022	LL	20.01	677262	716435706	TECH
PILGRIM VILLAGE	SCREEN	KULBACKS	6/29/2022	LL	20.27	677351	716435706	TECH
PILGRIM VILLAGE	SCREEN	KULBACKS	6/30/2022	LL	21.88	677617	716435706	BPT
PILGRIM VILLAGE	SCREEN	KULBACKS	6/30/2022	LL	21.82	677693	716435706	BPT
PILGRIM VILLAGE	SCREEN	KULBACKS	6/30/2022	LL	19.5	677780	716435706	BPT
PILGRIM VILLAGE	SCREEN	KULBACKS	6/30/2022	LL	21.64	677856	716435706	BPT
PILGRIM VILLAGE	SCREEN	KULBACKS	6/30/2022	LL	21.96	677943	716435706	BPT
PILGRIM VILLAGE	SCREEN	KULBACKS	6/30/2022	LL	21.22	677602	716435706	BPT
PILGRIM VILLAGE	SCREEN	KULBACKS	6/30/2022	LL	22.17	677689	716435706	BPT
PILGRIM VILLAGE	SCREEN	KULBACKS	6/30/2022	LL	22.3	677771	716435706	BPT
PILGRIM VILLAGE	SCREEN	KULBACKS	6/30/2022	LL	22.28	677859	716435706	BPT
PILGRIM VILLAGE	SCREEN	KULBACKS	6/30/2022	LL	21.81	677935	716435706	BPT
PILGRIM VILLAGE	SCREEN	KULBACKS	6/30/2022	LL	19.96	677869	716435706	BPT
PILGRIM VILLAGE	SCREEN	KULBACKS	6/30/2022	LL	20.21	677465	716435706	BPT
PILGRIM VILLAGE	SCREEN	KULBACKS	6/30/2022	LL	21.38	577609	716435706	BPT
PILGRIM VILLAGE	SCREEN	KULBACKS	6/30/2022	LL	19.04	677683	716435706	BPT
PILGRIM VILLAGE	SCREEN	KULBACKS	6/30/2022	LL	20.82	677774	716435706	BPT
PILGRIM VILLAGE	SCREEN	KULBACKS	6/30/2022	LL	19.73	677850	716435706	BPT
PILGRIM VILLAGE	SCREEN	KULBACKS	6/30/2022	LL	20.22	677951	716435706	BPT
PILGRIM VILLAGE	SCREEN	KULBACKS	6/30/2022	LL	21.00	677662	716435706	MARRAN
PILGRIM VILLAGE	SCREEN	KULBACKS	6/30/2022	LL	21.13	677732	716435706	MARRAN
PILGRIM VILLAGE	SCREEN	KULBACKS	6/30/2022	LL	20.87	677780	716435706	MARRAN
PILGRIM VILLAGE	SCREEN	KULBACKS	6/30/2022	LL	20.87	677875	716435706	MARRAN
PILGRIM VILLAGE	SCREEN	KULBACKS	6/30/2022	LL	20.88	677945	716435706	MARRAN
PILGRIM VILLAGE	SCREEN	KULBACKS	6/30/2022	LL	22.6	677595	716435706	JMM
PILGRIM VILLAGE	SCREEN	KULBACKS	6/30/2022	LL	21.72	677673	716435706	JMM
PILGRIM VILLAGE	SCREEN	KULBACKS	6/30/2022	LL	21.77	677239	716435706	JMM
PILGRIM VILLAGE	SCREEN	KULBACKS	6/30/2022	LL	22.4	677807	716435706	JMM
PILGRIM VILLAGE	SCREEN	KULBACKS	6/30/2022	LL	22.48	677879	716435706	JMM
PILGRIM VILLAGE	SCREEN	KULBACKS	6/30/2022	LL	22.29	677947	716435706	JMM
PILGRIM VILLAGE	SCREEN	KULBACKS	6/30/2022	LL	20.75	677598	716435706	JMM
PILGRIM VILLAGE	SCREEN	KULBACKS	6/30/2022	LL	20.52	677670	716435706	JMM
PILGRIM VILLAGE	SCREEN	KULBACKS	6/30/2022	LL	20.08	677730	716435706	JMM
PILGRIM VILLAGE	SCREEN	KULBACKS	6/30/2022	LL	20.03	677803	716435706	JMM
PILGRIM VILLAGE	SCREEN	KULBACKS	6/30/2022	LL	20.71	677872	716435706	JMM
PILGRIM VILLAGE	SCREEN	KULBACKS	6/30/2022	LL	20.4	677930	716435706	JMM
PILGRIM VILLAGE	SCREEN	KULBACKS	6/30/2022	LL	22.13	677848	716435706	GAM
PILGRIM VILLAGE	SCREEN	KULBACKS	6/30/2022	LL	22.66	677914	716435706	GAM
PILGRIM VILLAGE	SCREEN	KULBACKS	6/30/2022	LL	22.32	677994	716435706	GAM
PILGRIM VILLAGE	SCREEN	KULBACKS	6/30/2022	LL	23.43	677589	716435706	DESIGN
PILGRIM VILLAGE	SCREEN	KULBACKS	6/30/2022	LL	22.00	677681	716435706	DESIGN
PILGRIM VILLAGE	SCREEN	KULBACKS	6/30/2022	LL	22.96	677764	716435706	DESIGN
PILGRIM VILLAGE	SCREEN	KULBACKS	6/30/2022	LL	23.33	677838	716435706	DESIGN
PILGRIM VILLAGE	SCREEN	KULBACKS	6/30/2022	LL	22.15	677920	716435706	DESIGN
PILGRIM VILLAGE	SCREEN	KULBACKS	6/30/2022	LL	21.37	677995	716435706	DESIGN
PILGRIM VILLAGE	SCREEN	KULBACKS	6/30/2022	LL	19.56	677613	716435706	TECH
PILGRIM VILLAGE	SCREEN	KULBACKS	6/30/2022	LL	20.06	677697	716435706	TECH
PILGRIM VILLAGE	SCREEN	KULBACKS	6/30/2022	LL	19.12	677775	716435706	TECH
PILGRIM VILLAGE	SCREEN	KULBACKS	6/30/2022	LL	19.18	677843	716435706	TECH
PILGRIM VILLAGE	SCREEN	KULBACKS	6/30/2022	LL	19.84	677936	716435706	TECH
PILGRIM VILLAGE	SCREEN	KULBACKS	6/30/2022	LL	20.67	677614	716435706	TECH
PILGRIM VILLAGE	SCREEN	KULBACKS	6/30/2022	LL	20.88	677698	716435706	TECH
PILGRIM VILLAGE	SCREEN	KULBACKS	6/30/2022	LL	21.34	677776	716435706	TECH
PILGRIM VILLAGE	SCREEN	KULBACKS	6/30/2022	LL	20.66	677845	716435706	TECH

CARMEN M. PARISO, INC. HIRED TRUCKS -

PILGRIM VILLAGE	SCREEN	KULBACKS	6/30/2022	LL	20.64	677938	716435706	TECH
					June Total (tons)		14647.68	
PILGRIM VILLAGE	SCREEN	KULBACKS	7/1/2022	LL	20.89	678039	716459245	BPT
PILGRIM VILLAGE	SCREEN	KULBACKS	7/1/2022	LL	20.49	678093	716459245	BPT
PILGRIM VILLAGE	SCREEN	KULBACKS	7/1/2022	LL	20.21	678148	716459245	BPT
PILGRIM VILLAGE	SCREEN	KULBACKS	7/1/2022	LL	20.16	678218	716459245	BPT
PILGRIM VILLAGE	SCREEN	KULBACKS	7/1/2022	LL	22.23	678038	716459245	BPT
PILGRIM VILLAGE	SCREEN	KULBACKS	7/1/2022	LL	22.02	678098	716459245	BPT
PILGRIM VILLAGE	SCREEN	KULBACKS	7/1/2022	LL	22.21	678149	716459245	BPT
PILGRIM VILLAGE	SCREEN	KULBACKS	7/1/2022	LL	21.97	678216	716459245	BPT
PILGRIM VILLAGE	SCREEN	KULBACKS	7/1/2022	LL	20.67	678027	716459245	JMM
PILGRIM VILLAGE	SCREEN	KULBACKS	7/1/2022	LL	20.83	678071	716459245	JMM
PILGRIM VILLAGE	SCREEN	KULBACKS	7/1/2022	LL	20.42	678120	716459245	JMM
PILGRIM VILLAGE	SCREEN	KULBACKS	7/1/2022	LL	20.42	678166	716459245	JMM
PILGRIM VILLAGE	SCREEN	KULBACKS	7/1/2022	LL	20.55	678212	716459245	JMM
PILGRIM VILLAGE	SCREEN	KULBACKS	7/1/2022	LL	22.45	678029	716459245	JMM
PILGRIM VILLAGE	SCREEN	KULBACKS	7/1/2022	LL	22.01	678084	716459245	JMM
PILGRIM VILLAGE	SCREEN	KULBACKS	7/1/2022	LL	22.31	678124	716459245	JMM
PILGRIM VILLAGE	SCREEN	KULBACKS	7/1/2022	LL	22.31	678181	716459245	JMM
PILGRIM VILLAGE	SCREEN	KULBACKS	7/1/2022	LL	22.22	678229	716459245	JMM
PILGRIM VILLAGE	SCREEN	KULBACKS	7/1/2022	LL	21.04	678056	716459245	TECH
PILGRIM VILLAGE	SCREEN	KULBACKS	7/1/2022	LL	20.98	678106	716459245	TECH
PILGRIM VILLAGE	SCREEN	KULBACKS	7/1/2022	LL	20.72	678152	716459245	TECH
PILGRIM VILLAGE	SCREEN	KULBACKS	7/1/2022	LL	21.33	678208	716459245	TECH
PILGRIM VILLAGE	SCREEN	KULBACKS	7/1/2022	LL	20.32	678036	716459245	TECH
PILGRIM VILLAGE	SCREEN	KULBACKS	7/1/2022	LL	19.1	678087	716459245	TECH
PILGRIM VILLAGE	SCREEN	KULBACKS	7/1/2022	LL	19.78	678151	716459245	TECH
PILGRIM VILLAGE	SCREEN	KULBACKS	7/1/2022	LL	20.06	678206	716459245	TECH
PILGRIM VILLAGE	SCREEN	KULBACKS	7/1/2022	LL	21.48	678041	716459245	DG
PILGRIM VILLAGE	SCREEN	KULBACKS	7/1/2022	LL	21.27	678157	716459245	DG
PILGRIM VILLAGE	SCREEN	KULBACKS	7/1/2022	LL	21.55	678222	716459245	DG
PILGRIM VILLAGE	SCREEN	KULBACKS	7/1/2022	LL	21.27	678109	716459245	DG
PILGRIM VILLAGE	SCREEN	KULBACKS	7/1/2022	LL	21.36	678155	716459245	DG
PILGRIM VILLAGE	SCREEN	KULBACKS	7/1/2022	LL	20.5	678225	716459245	DG
PILGRIM VILLAGE	ST1	KULBACKS	7/1/2022	LL	21.65	678105	716445569	DG
PILGRIM VILLAGE	SCREEN	KULBACKS	7/5/2022	LL	22.6	678343	716459245	BPT
PILGRIM VILLAGE	SCREEN	KULBACKS	7/5/2022	LL	22.29	678414	716459245	BPT
PILGRIM VILLAGE	SCREEN	KULBACKS	7/5/2022	LL	21.56	678469	716459245	BPT
PILGRIM VILLAGE	SCREEN	KULBACKS	7/5/2022	LL	21.77	678534	716459245	BPT
PILGRIM VILLAGE	SCREEN	KULBACKS	7/5/2022	LL	21.27	678588	716459245	BPT
PILGRIM VILLAGE	SCREEN	KULBACKS	7/5/2022	LL	20.01	678347	716459245	PLI
PILGRIM VILLAGE	SCREEN	KULBACKS	7/5/2022	LL	20.13	678411	716459245	PLI
PILGRIM VILLAGE	SCREEN	KULBACKS	7/5/2022	LL	19.92	678465	716459245	PLI
PILGRIM VILLAGE	SCREEN	KULBACKS	7/5/2022	LL	19.44	678512	716459245	PLI
PILGRIM VILLAGE	SCREEN	KULBACKS	7/5/2022	LL	20.12	678564	716459245	PLI
PILGRIM VILLAGE	SCREEN	KULBACKS	7/5/2022	LL	21.78	678405	716459245	PLI
PILGRIM VILLAGE	SCREEN	KULBACKS	7/5/2022	LL	21.94	678455	716459245	PLI
PILGRIM VILLAGE	SCREEN	KULBACKS	7/5/2022	LL	21.8	678498	716459245	PLI
PILGRIM VILLAGE	SCREEN	KULBACKS	7/5/2022	LL	22.06	678546	716459245	PLI
PILGRIM VILLAGE	SCREEN	KULBACKS	7/5/2022	LL	21.37	678342	716459245	DESIGN
PILGRIM VILLAGE	SCREEN	KULBACKS	7/5/2022	LL	21.27	678409	716459245	DESIGN
PILGRIM VILLAGE	SCREEN	KULBACKS	7/5/2022	LL	21.12	678463	716459245	DESIGN
PILGRIM VILLAGE	SCREEN	KULBACKS	7/5/2022	LL	21.04	678515	716459245	DESIGN
PILGRIM VILLAGE	SCREEN	KULBACKS	7/5/2022	LL	21.08	678082	716459245	DESIGN
PILGRIM VILLAGE	SCREEN	KULBACKS	7/5/2022	LL	22.75	678341	716459245	DESIGN
PILGRIM VILLAGE	SCREEN	KULBACKS	7/5/2022	LL	22.17	678402	716459245	DESIGN
PILGRIM VILLAGE	SCREEN	KULBACKS	7/5/2022	LL	22.23	678457	716459245	DESIGN
PILGRIM VILLAGE	SCREEN	KULBACKS	7/5/2022	LL	22.44	678513	716459245	DESIGN
PILGRIM VILLAGE	SCREEN	KULBACKS	7/5/2022	LL	22.14	678581	716459245	DESIGN
PILGRIM VILLAGE	SCREEN	KULBACKS	7/5/2022	LL	20.27	678338	716459245	TECH
PILGRIM VILLAGE	SCREEN	KULBACKS	7/5/2022	LL	19.65	678406	716459245	TECH
PILGRIM VILLAGE	SCREEN	KULBACKS	7/5/2022	LL	19.97	678458	716459245	TECH
PILGRIM VILLAGE	SCREEN	KULBACKS	7/5/2022	LL	20.47	678507	716459245	TECH
PILGRIM VILLAGE	SCREEN	KULBACKS	7/5/2022	LL	20.32	678876	716459245	TECH
PILGRIM VILLAGE	SCREEN	KULBACKS	7/5/2022	LL	21.83	678336	716459245	CJK
PILGRIM VILLAGE	SCREEN	KULBACKS	7/5/2022	LL	21.81	678399	716459245	CJK
PILGRIM VILLAGE	SCREEN	KULBACKS	7/5/2022	LL	21.25	678454	716459245	CJK
PILGRIM VILLAGE	SCREEN	KULBACKS	7/5/2022	LL	21.48	578504	716459245	CJK
PILGRIM VILLAGE	SCREEN	KULBACKS	7/5/2022	LL	22.27	678557	716459245	CJK

CARMEN M. PARISO, INC. HIRED TRUCKS -

PILGRIM VILLAGE	SCREEN	KULBACKS	7/5/2022	LL	21.36	678609	716459245	CJK
PILGRIM VILLAGE	SCREEN	KULBACKS	7/5/2022	LL	22.02	678333	716459245	CJK
PILGRIM VILLAGE	SCREEN	KULBACKS	7/5/2022	LL	21.75	678398	716459245	CJK
PILGRIM VILLAGE	SCREEN	KULBACKS	7/5/2022	LL	21.64	678453	716459245	CJK
PILGRIM VILLAGE	SCREEN	KULBACKS	7/5/2022	LL	21.9	678500	716459245	CJK
PILGRIM VILLAGE	SCREEN	KULBACKS	7/5/2022	LL	22.32	678553	716459245	CJK
PILGRIM VILLAGE	SCREEN	KULBACKS	7/5/2022	LL	21.66	678606	716459245	CJK
PILGRIM VILLAGE	SCREEN	KULBACKS	7/8/2022	LL	22.18	679257	716478049	BPT
PILGRIM VILLAGE	SCREEN	KULBACKS	7/8/2022	LL	22.36	679326	716478049	BPT
PILGRIM VILLAGE	SCREEN	KULBACKS	7/8/2022	LL	21.82	679407	716478049	BPT
PILGRIM VILLAGE	SCREEN	KULBACKS	7/8/2022	LL	21.27	679467	716478049	BPT
PILGRIM VILLAGE	SCREEN	KULBACKS	7/8/2022	LL	21.69	679536	716478049	BPT
PILGRIM VILLAGE	SCREEN	KULBACKS	7/8/2022	LL	21.56	679263	716478049	BPT
PILGRIM VILLAGE	SCREEN	KULBACKS	7/8/2022	LL	22.17	679325	716478049	BPT
PILGRIM VILLAGE	SCREEN	KULBACKS	7/8/2022	LL	21.77	679408	716478049	BPT
PILGRIM VILLAGE	SCREEN	KULBACKS	7/8/2022	LL	21.58	679469	716478049	BPT
PILGRIM VILLAGE	SCREEN	KULBACKS	7/8/2022	LL	21.72	679528	716478049	BPT
PILGRIM VILLAGE	SCREEN	KULBACKS	7/8/2022	LL	20.41	679260	716478049	TECH
PILGRIM VILLAGE	SCREEN	KULBACKS	7/8/2022	LL	19.70	679330	716478049	TECH
PILGRIM VILLAGE	SCREEN	KULBACKS	7/8/2022	LL	19.47	679409	716478049	TECH
PILGRIM VILLAGE	SCREEN	KULBACKS	7/8/2022	LL	19.66	679465	716478049	TECH
PILGRIM VILLAGE	SCREEN	KULBACKS	7/8/2022	LL	20.11	679527	716478049	TECH
PILGRIM VILLAGE	SCREEN	KULBACKS	7/8/2022	LL	20.62	679261	716478049	TECH
PILGRIM VILLAGE	SCREEN	KULBACKS	7/8/2022	LL	20.17	679324	716478049	TECH
PILGRIM VILLAGE	SCREEN	KULBACKS	7/8/2022	LL	20.98	679410	716478049	TECH
PILGRIM VILLAGE	SCREEN	KULBACKS	7/8/2022	LL	21.04	679466	716478049	TECH
PILGRIM VILLAGE	SCREEN	KULBACKS	7/8/2022	LL	20.58	679530	716478049	TECH
PILGRIM VILLAGE	SCREEN	KULBACKS	7/8/2022	LL	21.73	678256	716478049	CJK
PILGRIM VILLAGE	SCREEN	KULBACKS	7/8/2022	LL	20.35	67922	716478049	CJK
PILGRIM VILLAGE	SCREEN	KULBACKS	7/8/2022	LL	22.52	679382	716478049	CJK
PILGRIM VILLAGE	SCREEN	KULBACKS	7/8/2022	LL	21.20	679446	716478049	CJK
PILGRIM VILLAGE	SCREEN	KULBACKS	7/8/2022	LL	21.10	679500	716478049	CJK
PILGRIM VILLAGE	SCREEN	KULBACKS	7/8/2022	LL	21.20	678258	716478049	CJK
PILGRIM VILLAGE	SCREEN	KULBACKS	7/8/2022	LL	22.25	679331	716478049	CJK
PILGRIM VILLAGE	SCREEN	KULBACKS	7/8/2022	LL	22.26	679393	716478049	CJK
PILGRIM VILLAGE	SCREEN	KULBACKS	7/8/2022	LL	20.98	679450	716478049	CJK
PILGRIM VILLAGE	SCREEN	KULBACKS	7/8/2022	LL	20.64	679502	716478049	CJK
PILGRIM VILLAGE	SCREEN	KULBACKS	7/11/2022	LL	22.15	679612	716485107	BPT
PILGRIM VILLAGE	SCREEN	KULBACKS	7/11/2022	LL	21.17	679679	716485107	BPT
PILGRIM VILLAGE	SCREEN	KULBACKS	7/11/2022	LL	22.39	679745	716485107	BPT
PILGRIM VILLAGE	SCREEN	KULBACKS	7/11/2022	LL	19.26	679823	716485107	BPT
PILGRIM VILLAGE	SCREEN	KULBACKS	7/11/2022	LL	21.21	679895	716485107	BPT
PILGRIM VILLAGE	SCREEN	KULBACKS	7/11/2022	LL	22.39	679603	716485107	BPT
PILGRIM VILLAGE	SCREEN	KULBACKS	7/11/2022	LL	21.55	679673	716485107	BPT
PILGRIM VILLAGE	SCREEN	KULBACKS	7/11/2022	LL	22.25	679741	716485107	BPT
PILGRIM VILLAGE	SCREEN	KULBACKS	7/11/2022	LL	20.75	679806	716485107	BPT
PILGRIM VILLAGE	SCREEN	KULBACKS	7/11/2022	LL	19.52	679803	716485107	BPT
PILGRIM VILLAGE	SCREEN	KULBACKS	7/11/2022	LL	19.15	679888	716485107	BPT
PILGRIM VILLAGE	SCREEN	KULBACKS	7/11/2022	LL	20.14	679602	716485107	BPT
PILGRIM VILLAGE	SCREEN	KULBACKS	7/11/2022	LL	19.68	679674	716485107	BPT
PILGRIM VILLAGE	SCREEN	KULBACKS	7/11/2022	LL	19.73	679740	716485107	BPT
PILGRIM VILLAGE	SCREEN	KULBACKS	7/11/2022	LL	19.32	679826	716485107	BPT
PILGRIM VILLAGE	SCREEN	KULBACKS	7/11/2022	LL	19.53	679897	716485107	BPT
PILGRIM VILLAGE	SCREEN	KULBACKS	7/11/2022	LL	20.2	679842	716485107	LORENZ
PILGRIM VILLAGE	SCREEN	KULBACKS	7/11/2022	LL	21.27	679611	716485107	TECH
PILGRIM VILLAGE	SCREEN	KULBACKS	7/11/2022	LL	20.22	679676	716485107	TECH
PILGRIM VILLAGE	SCREEN	KULBACKS	7/11/2022	LL	20.67	679739	716485107	TECH
PILGRIM VILLAGE	SCREEN	KULBACKS	7/11/2022	LL	19.76	679793	716485107	TECH
PILGRIM VILLAGE	SCREEN	KULBACKS	7/11/2022	LL	20.3	679879	716485107	TECH
PILGRIM VILLAGE	SCREEN	KULBACKS	7/11/2022	LL	19.87	679605	716485107	TECH
PILGRIM VILLAGE	SCREEN	KULBACKS	7/11/2022	LL	21.18	679675	716485107	TECH
PILGRIM VILLAGE	SCREEN	KULBACKS	7/11/2022	LL	19.72	679737	716485107	TECH
PILGRIM VILLAGE	SCREEN	KULBACKS	7/11/2022	LL	19.61	679792	716485107	TECH
PILGRIM VILLAGE	SCREEN	KULBACKS	7/11/2022	LL	19.1	679878	716485107	TECH
PILGRIM VILLAGE	SCREEN	KULBACKS	7/11/2022	LL	22.23	679617	716485107	CJK
PILGRIM VILLAGE	SCREEN	KULBACKS	7/11/2022	LL	22.06	679680	716485107	CJK
PILGRIM VILLAGE	SCREEN	KULBACKS	7/11/2022	LL	22.16	679744	716485107	CJK
PILGRIM VILLAGE	SCREEN	KULBACKS	7/11/2022	LL	21.31	679805	716485107	CJK
PILGRIM VILLAGE	SCREEN	KULBACKS	7/11/2022	LL	20.98	679881	716485107	CJK

CARMEN M. PARISO, INC. HIRED TRUCKS -

PILGRIM VILLAGE	SCREEN	KULBACKS	7/12/2022	LL	21.86	679616	716485107	CJK
PILGRIM VILLAGE	SCREEN	KULBACKS	7/12/2022	LL	21.63	679677	716485107	CJK
PILGRIM VILLAGE	SCREEN	KULBACKS	7/12/2022	LL	21.8	679742	716485107	CJK
PILGRIM VILLAGE	SCREEN	KULBACKS	7/12/2022	LL	21.69	679798	716485107	CJK
PILGRIM VILLAGE	SCREEN	KULBACKS	7/12/2022	LL	21.58	679866	716485107	CJK
PILGRIM VILLAGE	SCREEN	KULBACKS	7/12/2022	LL	21.5	679950	716493042	BPT
PILGRIM VILLAGE	SCREEN	KULBACKS	7/12/2022	LL	21.35	680029	716493042	BPT
PILGRIM VILLAGE	SCREEN	KULBACKS	7/12/2022	LL	21.33	680125	716493042	BPT
PILGRIM VILLAGE	SCREEN	KULBACKS	7/12/2022	LL	21.21	680208	716493042	BPT
PILGRIM VILLAGE	SCREEN	KULBACKS	7/12/2022	LL	21.26	680298	716493042	BPT
PILGRIM VILLAGE	SCREEN	KULBACKS	7/12/2022	LL	21.92	679945	716493042	BPT
PILGRIM VILLAGE	SCREEN	KULBACKS	7/12/2022	LL	21.61	679027	716493042	BPT
PILGRIM VILLAGE	SCREEN	KULBACKS	7/12/2022	LL	21.15	679122	716493042	BPT
PILGRIM VILLAGE	SCREEN	KULBACKS	7/12/2022	LL	18.69	679241	716493042	BPT
PILGRIM VILLAGE	SCREEN	KULBACKS	7/12/2022	LL	19.04	679313	716493042	BPT
PILGRIM VILLAGE	SCREEN	KULBACKS	7/12/2022	LL	19.75	679941	716493042	BPT
PILGRIM VILLAGE	SCREEN	KULBACKS	7/12/2022	LL	19.35	680022	716493042	BPT
PILGRIM VILLAGE	SCREEN	KULBACKS	7/12/2022	LL	19.96	680110	716493042	BPT
PILGRIM VILLAGE	SCREEN	KULBACKS	7/12/2022	LL	18.63	680210	716493042	BPT
PILGRIM VILLAGE	SCREEN	KULBACKS	7/12/2022	LL	19.59	680320	716493042	BPT
PILGRIM VILLAGE	SCREEN	KULBACKS	7/12/2022	LL	20.17	679969	716493042	TECH
PILGRIM VILLAGE	SCREEN	KULBACKS	7/12/2022	LL	20.63	679971	716493042	TECH
PILGRIM VILLAGE	SCREEN	KULBACKS	7/12/2022	LL	21.11	680080	716493042	TECH
PILGRIM VILLAGE	SCREEN	KULBACKS	7/12/2022	LL	20.14	680170	716493042	TECH
PILGRIM VILLAGE	SCREEN	KULBACKS	7/12/2022	LL	20.66	680242	716493042	TECH
PILGRIM VILLAGE	SCREEN	KULBACKS	7/12/2022	LL	21.11	680314	716493042	TECH
PILGRIM VILLAGE	SCREEN	KULBACKS	7/12/2022	LL	21.56	679952	716493042	CJK
PILGRIM VILLAGE	SCREEN	KULBACKS	7/12/2022	LL	21.41	680025	716493042	CJK
PILGRIM VILLAGE	SCREEN	KULBACKS	7/12/2022	LL	21.69	680112	716493042	CJK
PILGRIM VILLAGE	SCREEN	KULBACKS	7/12/2022	LL	21.1	680195	716493042	CJK
PILGRIM VILLAGE	SCREEN	KULBACKS	7/12/2022	LL	21.17	680269	716493042	CJK
PILGRIM VILLAGE	SCREEN	KULBACKS	7/12/2022	LL	21.03	680356	716493042	CJK
PILGRIM VILLAGE	SCREEN	KULBACKS	7/13/2022	LL	21.51	680405	716500952	BPT
PILGRIM VILLAGE	SCREEN	KULBACKS	7/13/2022	LL	22.21	680470	716500952	BPT
PILGRIM VILLAGE	SCREEN	KULBACKS	7/13/2022	LL	21.82	680545	716506480	BPT
PILGRIM VILLAGE	SCREEN	KULBACKS	7/13/2022	LL	22.15	680612	716506480	BPT
PILGRIM VILLAGE	SCREEN	KULBACKS	7/13/2022	LL	21.19	680686	716506480	BPT
PILGRIM VILLAGE	SCREEN	KULBACKS	7/13/2022	LL	21.51	680403	716500952	BPT
PILGRIM VILLAGE	SCREEN	KULBACKS	7/13/2022	LL	21.56	680472	716500952	BPT
PILGRIM VILLAGE	SCREEN	KULBACKS	7/13/2022	LL	22.22	680546	716506480	BPT
PILGRIM VILLAGE	SCREEN	KULBACKS	7/13/2022	LL	22.09	680618	716506480	BPT
PILGRIM VILLAGE	SCREEN	KULBACKS	7/13/2022	LL	21.98	680684	716506480	BPT
PILGRIM VILLAGE	SCREEN	KULBACKS	7/13/2022	LL	18.23	680413	716500952	BPT
PILGRIM VILLAGE	SCREEN	KULBACKS	7/13/2022	LL	18.79	680481	716500952	BPT
PILGRIM VILLAGE	SCREEN	KULBACKS	7/13/2022	LL	19.76	680547	716506480	BPT
PILGRIM VILLAGE	SCREEN	KULBACKS	7/13/2022	LL	19.13	680611	716506480	BPT
PILGRIM VILLAGE	SCREEN	KULBACKS	7/13/2022	LL	20.36	680687	716506480	BPT
PILGRIM VILLAGE	SCREEN	KULBACKS	7/13/2022	LL	19.96	680408	716500952	BPT
PILGRIM VILLAGE	SCREEN	KULBACKS	7/13/2022	LL	19.42	680474	716500952	BPT
PILGRIM VILLAGE	SCREEN	KULBACKS	7/13/2022	LL	20.38	680550	716506480	BPT
PILGRIM VILLAGE	SCREEN	KULBACKS	7/13/2022	LL	20.26	680621	716506480	BPT
PILGRIM VILLAGE	SCREEN	KULBACKS	7/13/2022	LL	20.25	680697	716506480	BPT
PILGRIM VILLAGE	SCREEN	KULBACKS	7/13/2022	LL	21.07	680444	716500952	TECH
PILGRIM VILLAGE	SCREEN	KULBACKS	7/13/2022	LL	20.96	680510	716500952	TECH
PILGRIM VILLAGE	SCREEN	KULBACKS	7/13/2022	LL	20.65	680565	716506480	TECH
PILGRIM VILLAGE	SCREEN	KULBACKS	7/13/2022	LL	21.55	680613	716506480	TECH
PILGRIM VILLAGE	SCREEN	KULBACKS	7/13/2022	LL	21.28	680681	716506480	TECH
PILGRIM VILLAGE	SCREEN	KULBACKS	7/13/2022	LL	21.61	680648	716506480	DESIGN
PILGRIM VILLAGE	SCREEN	KULBACKS	7/13/2022	LL	21.57	680720	716506480	DESIGN
PILGRIM VILLAGE	SCREEN	KULBACKS	7/14/2022	LL	21.63	680777	716506480	BPT
PILGRIM VILLAGE	SCREEN	KULBACKS	7/14/2022	LL	22.43	680842	716506480	BPT
PILGRIM VILLAGE	SCREEN	KULBACKS	7/14/2022	LL	21.71	680910	716506480	BPT
PILGRIM VILLAGE	SCREEN	KULBACKS	7/14/2022	LL	21.45	680968	716506480	BPT
PILGRIM VILLAGE	SCREEN	KULBACKS	7/14/2022	LL	21.16	681043	716506480	BPT
PILGRIM VILLAGE	SCREEN	KULBACKS	7/14/2022	LL	21.64	680782	716506480	BPT
PILGRIM VILLAGE	SCREEN	KULBACKS	7/14/2022	LL	22.39	680849	716506480	BPT
PILGRIM VILLAGE	SCREEN	KULBACKS	7/14/2022	LL	22.04	680908	716506480	BPT
PILGRIM VILLAGE	SCREEN	KULBACKS	7/14/2022	LL	22.27	680967	716506480	BPT
PILGRIM VILLAGE	SCREEN	KULBACKS	7/14/2022	LL	22.07	681044	716506480	BPT

CARMEN M. PARISO, INC. HIRED TRUCKS -

PILGRIM VILLAGE	SCREEN	KULBACKS	7/14/2022	LL	20.36	680780	716506480	BPT
PILGRIM VILLAGE	SCREEN	KULBACKS	7/14/2022	LL	20.87	680844	716506480	BPT
PILGRIM VILLAGE	SCREEN	KULBACKS	7/14/2022	LL	19.63	680905	716506480	BPT
PILGRIM VILLAGE	SCREEN	KULBACKS	7/14/2022	LL	19.53	680969	716506480	BPT
PILGRIM VILLAGE	SCREEN	KULBACKS	7/14/2022	LL	20.35	681046	716506480	BPT
PILGRIM VILLAGE	SCREEN	KULBACKS	7/14/2022	LL	20.22	680788	716506480	BPT
PILGRIM VILLAGE	SCREEN	KULBACKS	7/14/2022	LL	19.77	680850	716506480	BPT
PILGRIM VILLAGE	SCREEN	KULBACKS	7/14/2022	LL	20.23	680913	716506480	BPT
PILGRIM VILLAGE	SCREEN	KULBACKS	7/14/2022	LL	19.73	680924	716506480	BPT
PILGRIM VILLAGE	SCREEN	KULBACKS	7/14/2022	LL	19.82	681049	716506480	BPT
PILGRIM VILLAGE	SCREEN	KULBACKS	7/14/2022	LL	21.16	680791	716506480	PLI
PILGRIM VILLAGE	SCREEN	KULBACKS	7/14/2022	LL	38.65	680987	716506480	PLI
PILGRIM VILLAGE	SCREEN	KULBACKS	7/14/2022	LL	37.85	681058	716506480	PLI
PILGRIM VILLAGE	SCREEN	KULBACKS	7/14/2022	LL	20.88	680785	716506480	TECH
PILGRIM VILLAGE	SCREEN	KULBACKS	7/14/2022	LL	21.44	680837	716506480	TECH
PILGRIM VILLAGE	SCREEN	KULBACKS	7/14/2022	LL	20.79	680896	716506480	TECH
PILGRIM VILLAGE	SCREEN	KULBACKS	7/14/2022	LL	21.04	680950	716506480	TECH
PILGRIM VILLAGE	SCREEN	KULBACKS	7/14/2022	LL	21.31	681019	716506480	TECH
PILGRIM VILLAGE	SCREEN	KULBACKS	7/14/2022	LL	21.88	680776	716506480	CJK
PILGRIM VILLAGE	SCREEN	KULBACKS	7/14/2022	LL	21.77	680833	716506480	CJK
PILGRIM VILLAGE	SCREEN	KULBACKS	7/14/2022	LL	21.41	680889	716506480	CJK
PILGRIM VILLAGE	SCREEN	KULBACKS	7/14/2022	LL	21.58	680937	716506480	CJK
PILGRIM VILLAGE	SCREEN	KULBACKS	7/14/2022	LL	21.74	680990	716506480	CJK
PILGRIM VILLAGE	SCREEN	KULBACKS	7/14/2022	LL	21.86	681054	716506480	CJK
PILGRIM VILLAGE	SCREEN	KULBACKS	7/14/2022	LL	22.3	680771	716506480	CJK
PILGRIM VILLAGE	SCREEN	KULBACKS	7/14/2022	LL	22.53	680826	716506480	CJK
PILGRIM VILLAGE	SCREEN	KULBACKS	7/14/2022	LL	22.24	680879	716506480	CJK
PILGRIM VILLAGE	SCREEN	KULBACKS	7/14/2022	LL	20.86	680927	716506480	CJK
PILGRIM VILLAGE	SCREEN	KULBACKS	7/14/2022	LL	21.39	680977	716506480	CJK
PILGRIM VILLAGE	SCREEN	KULBACKS	7/14/2022	LL	22.08	681037	716506480	CJK
PILGRIM VILLAGE	SCREEN	KULBACKS	7/14/2022	LL	22.19	680783	716506480	CJK
PILGRIM VILLAGE	SCREEN	KULBACKS	7/14/2022	LL	21.78	680847	716506480	CJK
PILGRIM VILLAGE	SCREEN	KULBACKS	7/14/2022	LL	22.7	680773	716506480	CJK
PILGRIM VILLAGE	SCREEN	KULBACKS	7/14/2022	LL	20.15	680834	716506480	CJK
PILGRIM VILLAGE	SCREEN	KULBACKS	7/14/2022	LL	21.55	680893	716506480	CJK
PILGRIM VILLAGE	SCREEN	KULBACKS	7/14/2022	LL	22.12	680772	716506480	BRENON
PILGRIM VILLAGE	SCREEN	KULBACKS	7/14/2022	LL	21.81	680829	716506480	BRENON
PILGRIM VILLAGE	SCREEN	KULBACKS	7/14/2022	LL	20.96	680883	716506480	BRENON
PILGRIM VILLAGE	SCREEN	KULBACKS	7/14/2022	LL	21.35	680936	716506480	BRENON
PILGRIM VILLAGE	SCREEN	KULBACKS	7/14/2022	LL	21.2	680989	716506480	BRENON
PILGRIM VILLAGE	SCREEN	KULBACKS	7/15/2022	LL	39.4	681105	716540287	PLI
PILGRIM VILLAGE	SCREEN	KULBACKS	7/15/2022	LL	39.65	681176	716540287	PLI
PILGRIM VILLAGE	SCREEN	KULBACKS	7/15/2022	LL	39.96	681234	716540287	PLI
PILGRIM VILLAGE	SCREEN	KULBACKS	7/15/2022	LL	39.55	681285	716540287	PLI
PILGRIM VILLAGE	SCREEN	KULBACKS	7/15/2022	LL	39.55	681362	716540287	PLI
PILGRIM VILLAGE	SCREEN	KULBACKS	7/15/2022	LL	39.32	681112	716540287	PLI
PILGRIM VILLAGE	SCREEN	KULBACKS	7/15/2022	LL	38.78	681178	716540287	PLI
PILGRIM VILLAGE	SCREEN	KULBACKS	7/15/2022	LL	38.6	681237	716540287	PLI
PILGRIM VILLAGE	SCREEN	KULBACKS	7/15/2022	LL	39.21	681286	716540287	PLI
PILGRIM VILLAGE	SCREEN	KULBACKS	7/15/2022	LL	38.92	681363	716540287	PLI
PILGRIM VILLAGE	SCREEN	KULBACKS	7/15/2022	LL	21.36	681114	716540287	QUIG
PILGRIM VILLAGE	SCREEN	KULBACKS	7/15/2022	LL	21.52	681174	716540287	QUIG
PILGRIM VILLAGE	SCREEN	KULBACKS	7/15/2022	LL	21.15	681227	716540287	QUIG
PILGRIM VILLAGE	SCREEN	KULBACKS	7/15/2022	LL	22.08	681273	716540287	QUIG
PILGRIM VILLAGE	SCREEN	KULBACKS	7/15/2022	LL	22.03	681342	716540287	QUIG
PILGRIM VILLAGE	SCREEN	KULBACKS	7/15/2022	LL	20.36	681111	716540287	TECH
PILGRIM VILLAGE	SCREEN	KULBACKS	7/15/2022	LL	20.4	681179	716540287	TECH
PILGRIM VILLAGE	SCREEN	KULBACKS	7/15/2022	LL	21.37	681228	716540287	TECH
PILGRIM VILLAGE	SCREEN	KULBACKS	7/15/2022	LL	21.16	681271	716540287	TECH
PILGRIM VILLAGE	SCREEN	KULBACKS	7/15/2022	LL	20.85	681340	716540287	TECH
PILGRIM VILLAGE	SCREEN	KULBACKS	7/21/2022	LL	19.57	682533	716560059	BPT
PILGRIM VILLAGE	SCREEN	KULBACKS	7/21/2022	LL	19.82	682585	716560059	BPT
PILGRIM VILLAGE	SCREEN	KULBACKS	7/21/2022	LL	20.6	682639	716560059	BPT
PILGRIM VILLAGE	SCREEN	KULBACKS	7/21/2022	LL	19.98	682688	716560059	BPT
PILGRIM VILLAGE	SCREEN	KULBACKS	7/21/2022	LL	19.35	682766	716560059	BPT
PILGRIM VILLAGE	SCREEN	KULBACKS	7/21/2022	LL	21.36	682506	716560059	BRENON
PILGRIM VILLAGE	SCREEN	KULBACKS	7/21/2022	LL	20.88	682536	716560059	TECH
PILGRIM VILLAGE	SCREEN	KULBACKS	7/21/2022	LL	20.73	682583	716560059	TECH
PILGRIM VILLAGE	SCREEN	KULBACKS	7/21/2022	LL	20.69	682641	716560059	TECH

CARMEN M. PARISO, INC. HIRED TRUCKS -

PILGRIM VILLAGE	SCREEN	KULBACKS	7/21/2022	LL	21.24	682697	716560059	TECH
PILGRIM VILLAGE	SCREEN	KULBACKS	7/21/2022	LL	20.58	682751	716560059	TECH
PILGRIM VILLAGE	SCREEN	KULBACKS	7/21/2022	LL	19.78	682535	716560059	TECH
PILGRIM VILLAGE	SCREEN	KULBACKS	7/21/2022	LL	19.54	682581	716560059	TECH
PILGRIM VILLAGE	SCREEN	KULBACKS	7/21/2022	LL	18.71	682644	716560059	TECH
PILGRIM VILLAGE	SCREEN	KULBACKS	7/21/2022	LL	19.98	682696	716560059	TECH
PILGRIM VILLAGE	SCREEN	KULBACKS	7/21/2022	LL	19.46	682750	716560059	TECH
PILGRIM VILLAGE	CR2	KULBACKS	7/22/2022	LL	21.59	683105	716560059	BPT
PILGRIM VILLAGE	CR2	KULBACKS	7/22/2022	LL	20.54	682904	716560059	BPT
PILGRIM VILLAGE	CR2	KULBACKS	7/22/2022	LL	21.05	682948	716560059	BPT
PILGRIM VILLAGE	CR2	KULBACKS	7/22/2022	LL	21.08	683006	716560059	BPT
PILGRIM VILLAGE	CR2	KULBACKS	7/22/2022	LL	21.2	683077	716560059	BPT
PILGRIM VILLAGE	SCREEN	KULBACKS	7/22/2022	LL	19.11	682851	716568467	BPT
PILGRIM VILLAGE	SCREEN	KULBACKS	7/22/2022	LL	19.57	682533	716560059	TECH
PILGRIM VILLAGE	CR2	KULBACKS	7/22/2022	LL	20.48	682900	716560059	TECH
PILGRIM VILLAGE	CR2	KULBACKS	7/22/2022	LL	19.84	682960	716560059	TECH
PILGRIM VILLAGE	CR2	KULBACKS	7/22/2022	LL	20.22	683015	716560059	TECH
PILGRIM VILLAGE	CR2	KULBACKS	7/22/2022	LL	20.17	683083	716560059	TECH
PILGRIM VILLAGE	SCREEN	KULBACKS	7/22/2022	LL	21.82	682854	716560059	TECH
PILGRIM VILLAGE	CR2	KULBACKS	7/22/2022	LL	21.61	682901	716560059	TECH
PILGRIM VILLAGE	CR2	KULBACKS	7/22/2022	LL	21.66	682962	716560059	TECH
PILGRIM VILLAGE	CR2	KULBACKS	7/22/2022	LL	22.43	683016	716560059	TECH
PILGRIM VILLAGE	CR2	KULBACKS	7/22/2022	LL	22.08	683084	716560059	TECH
PILGRIM VILLAGE	SCREEN	KULBACKS	7/25/2022	LL	20.29	683304	716595711	BPT
PILGRIM VILLAGE	SCREEN	KULBACKS	7/25/2022	LL	20.22	683414	716595711	BPT
PILGRIM VILLAGE	SCREEN	KULBACKS	7/25/2022	LL	21.09	683221	716595711	VILLANI
PILGRIM VILLAGE	SCREEN	KULBACKS	7/25/2022	LL	20.97	683286	716595711	VILLANI
PILGRIM VILLAGE	SCREEN	KULBACKS	7/25/2022	LL	21.07	683343	716595711	VILLANI
PILGRIM VILLAGE	SCREEN	KULBACKS	7/25/2022	LL	20.32	683419	716595711	VILLANI
PILGRIM VILLAGE	SCREEN	KULBACKS	7/25/2022	LL	22.17	683217	716595711	PLI
PILGRIM VILLAGE	SCREEN	KULBACKS	7/25/2022	LL	21.33	683276	716595711	PLI
PILGRIM VILLAGE	SCREEN	KULBACKS	7/25/2022	LL	22.29	683342	716595711	PLI
PILGRIM VILLAGE	SCREEN	KULBACKS	7/25/2022	LL	21.98	683416	716595711	PLI
PILGRIM VILLAGE	SCREEN	KULBACKS	7/25/2022	LL	21.68	683211	716595711	PLI
PILGRIM VILLAGE	SCREEN	KULBACKS	7/25/2022	LL	21.83	683272	716595711	PLI
PILGRIM VILLAGE	SCREEN	KULBACKS	7/25/2022	LL	22.61	683332	716595711	PLI
PILGRIM VILLAGE	SCREEN	KULBACKS	7/25/2022	LL	22.27	683404	716595711	PLI
PILGRIM VILLAGE	SCREEN	KULBACKS	7/25/2022	LL	22.21	683208	716595711	PLI
PILGRIM VILLAGE	SCREEN	KULBACKS	7/25/2022	LL	22.17	683263	716595711	PLI
PILGRIM VILLAGE	SCREEN	KULBACKS	7/25/2022	LL	22.18	683322	716595711	PLI
PILGRIM VILLAGE	SCREEN	KULBACKS	7/25/2022	LL	22.03	683389	716595711	PLI
PILGRIM VILLAGE	SCREEN	KULBACKS	7/25/2022	LL	21.82	683458	716595711	PLI
PILGRIM VILLAGE	CR2	KULBACKS	7/25/2022	LL	22.12	683155	716568467	PLI
PILGRIM VILLAGE	CR2	KULBACKS	7/25/2022	LL	22.55	683159	716568467	PLI
PILGRIM VILLAGE	CR2	KULBACKS	7/25/2022	LL	21.83	683157	716568467	PLI
PILGRIM VILLAGE	SCREEN	KULBACKS	7/26/2022	LL	21.23	683490	716595712	VILLANI
PILGRIM VILLAGE	SCREEN	KULBACKS	7/26/2022	LL	21.44	683542	716595712	VILLANI
PILGRIM VILLAGE	SCREEN	KULBACKS	7/26/2022	LL	21.92	683623	716595712	VILLANI
PILGRIM VILLAGE	SCREEN	KULBACKS	7/26/2022	LL	21.94	683686	716595712	VILLANI
PILGRIM VILLAGE	SCREEN	KULBACKS	7/26/2022	LL	22.08	683754	716595712	VILLANI
PILGRIM VILLAGE	SCREEN	KULBACKS	7/26/2022	LL	21.8	683813	716595712	VILLANI
PILGRIM VILLAGE	SCREEN	KULBACKS	7/26/2022	LL	20.14	683485	716595712	TECH
PILGRIM VILLAGE	SCREEN	KULBACKS	7/26/2022	LL	20.02	683540	716595712	TECH
PILGRIM VILLAGE	SCREEN	KULBACKS	7/26/2022	LL	19.74	683625	716595712	TECH
PILGRIM VILLAGE	SCREEN	KULBACKS	7/26/2022	LL	19.74	683688	716595712	TECH
PILGRIM VILLAGE	SCREEN	KULBACKS	7/26/2022	LL	19.88	683763	716595712	TECH
PILGRIM VILLAGE	SCREEN	KULBACKS	7/26/2022	LL	19.36	683838	716595712	TECH
PILGRIM VILLAGE	SCREEN	KULBACKS	7/27/2022	LL	19.76	683886	716595712	BPT
PILGRIM VILLAGE	SCREEN	KULBACKS	7/27/2022	LL	19.96	683990	716595712	BPT
PILGRIM VILLAGE	SCREEN	KULBACKS	7/27/2022	LL	20.03	684125	716595712	BPT
PILGRIM VILLAGE	SCREEN	KULBACKS	7/27/2022	LL	21.92	683879	716595712	BPT
PILGRIM VILLAGE	SCREEN	KULBACKS	7/27/2022	LL	22.24	684195	716595712	BPT
PILGRIM VILLAGE	SCREEN	KULBACKS	7/27/2022	LL	21.09	683880	716595712	BPT
PILGRIM VILLAGE	SCREEN	KULBACKS	7/27/2022	LL	21.73	683984	716595712	BPT
PILGRIM VILLAGE	SCREEN	KULBACKS	7/27/2022	LL	21.08	684055	716595712	BPT
PILGRIM VILLAGE	SCREEN	KULBACKS	7/27/2022	LL	22.1	684194	716595712	BPT
PILGRIM VILLAGE	SCREEN	KULBACKS	7/27/2022	LL	19.54	683881	716595712	TECH
PILGRIM VILLAGE	SCREEN	KULBACKS	7/27/2022	LL	19.73	683944	716595712	TECH
PILGRIM VILLAGE	SCREEN	KULBACKS	7/27/2022	LL	20.02	684013	716595712	TECH

CARMEN M. PARISO, INC. HIRED TRUCKS -

PILGRIM VILLAGE	SCREEN	KULBACKS	7/27/2022	LL	19.98	684102	716595712	TECH
PILGRIM VILLAGE	SCREEN	KULBACKS	7/27/2022	LL	19.39	684175	716595712	TECH
PILGRIM VILLAGE	SCREEN	KULBACKS	7/27/2022	LL	21.23	683884	716595712	TECH
PILGRIM VILLAGE	SCREEN	KULBACKS	7/27/2022	LL	21.36	683945	716595712	TECH
PILGRIM VILLAGE	SCREEN	KULBACKS	7/27/2022	LL	20.97	684014	716595712	TECH
PILGRIM VILLAGE	SCREEN	KULBACKS	7/27/2022	LL	21.19	684104	716595712	TECH
PILGRIM VILLAGE	SCREEN	KULBACKS	7/27/2022	LL	21.5	684178	716595712	TECH
PILGRIM VILLAGE	SCREEN	KULBACKS	7/28/2022	LL	20.12	684251	716595713	BPT
PILGRIM VILLAGE	SCREEN	KULBACKS	7/28/2022	LL	20.00	684248	716595713	BPT
PILGRIM VILLAGE	SCREEN	KULBACKS	7/28/2022	LL	20.99	684312	716595713	BPT
PILGRIM VILLAGE	SCREEN	KULBACKS	7/28/2022	LL	19.87	684369	716595713	BPT
PILGRIM VILLAGE	SCREEN	KULBACKS	7/28/2022	LL	19.23	684442	716595713	BPT
PILGRIM VILLAGE	SCREEN	KULBACKS	7/28/2022	LL	19.56	684546	716595713	BPT
PILGRIM VILLAGE	SCREEN	KULBACKS	7/28/2022	LL	21.66	684246	716595712	BPT
PILGRIM VILLAGE	SCREEN	KULBACKS	7/28/2022	LL	21.39	684249	716595713	BPT
PILGRIM VILLAGE	SCREEN	KULBACKS	7/28/2022	LL	21.59	684258	716595713	QUIG
PILGRIM VILLAGE	SCREEN	KULBACKS	7/28/2022	LL	21.4	684310	716595713	QUIG
PILGRIM VILLAGE	SCREEN	KULBACKS	7/28/2022	LL	21.69	684364	716595713	QUIG
PILGRIM VILLAGE	SCREEN	KULBACKS	7/28/2022	LL	21.16	684423	716595713	QUIG
PILGRIM VILLAGE	SCREEN	KULBACKS	7/28/2022	LL	20.53	684489	716595713	QUIG
PILGRIM VILLAGE	SCREEN	KULBACKS	7/28/2022	LL	21.32	684553	716595713	QUIG
PILGRIM VILLAGE	SCREEN	KULBACKS	7/28/2022	LL	19.61	684253	716595713	VILLANI
PILGRIM VILLAGE	SCREEN	KULBACKS	7/28/2022	LL	20.03	684309	716595713	VILLANI
PILGRIM VILLAGE	SCREEN	KULBACKS	7/28/2022	LL	20.4	684366	716595713	VILLANI
PILGRIM VILLAGE	SCREEN	KULBACKS	7/28/2022	LL	19.7	684429	716595713	VILLANI
PILGRIM VILLAGE	SCREEN	KULBACKS	7/28/2022	LL	18.74	684507	716595713	VILLANI
PILGRIM VILLAGE	SCREEN	KULBACKS	7/28/2022	LL	19.29	684581	716595713	VILLANI
PILGRIM VILLAGE	SCREEN	KULBACKS	7/28/2022	LL	20.74	684256	716595713	TECH
PILGRIM VILLAGE	SCREEN	KULBACKS	7/28/2022	LL	22.11	684314	716595713	TECH
PILGRIM VILLAGE	SCREEN	KULBACKS	7/28/2022	LL	21.46	684367	716595713	TECH
PILGRIM VILLAGE	SCREEN	KULBACKS	7/28/2022	LL	20.35	684440	716595713	TECH
PILGRIM VILLAGE	SCREEN	KULBACKS	7/28/2022	LL	20.9	684542	716595713	TECH
PILGRIM VILLAGE	SCREEN	KULBACKS	7/28/2022	LL	18.37	684255	716595713	TECH
PILGRIM VILLAGE	SCREEN	KULBACKS	7/28/2022	LL	19.91	684313	716595713	TECH
PILGRIM VILLAGE	SCREEN	KULBACKS	7/28/2022	LL	20.41	684370	716595713	TECH
PILGRIM VILLAGE	SCREEN	KULBACKS	7/28/2022	LL	19.58	684438	716595713	TECH
PILGRIM VILLAGE	SCREEN	KULBACKS	7/28/2022	LL	19.16	684539	716595713	TECH
PILGRIM VILLAGE	CR2	KULBACKS	7/29/2022	LL	22.35	684637	716595713	BPT
PILGRIM VILLAGE	CR2	KULBACKS	7/29/2022	LL	22.61	684698	716595713	BPT
PILGRIM VILLAGE	CR2	KULBACKS	7/29/2022	LL	22.19	684762	716595713	BPT
PILGRIM VILLAGE	CR2	KULBACKS	7/29/2022	LL	22.11	684829	716595713	BPT
PILGRIM VILLAGE	CR2	KULBACKS	7/29/2022	LL	20.44	684622	716595713	BPT
PILGRIM VILLAGE	CR2	KULBACKS	7/29/2022	LL	20.07	684735	716595713	BPT
PILGRIM VILLAGE	CR2	KULBACKS	7/29/2022	LL	20.24	684788	716595713	BPT
PILGRIM VILLAGE	CR2	KULBACKS	7/29/2022	LL	20.03	684760	716595713	TECH
PILGRIM VILLAGE	CR2	KULBACKS	7/29/2022	LL	19.89	684816	716607142	TECH
PILGRIM VILLAGE	SCREEN	KULBACKS	7/29/2022	LL	19.97	684634	716595713	TECH
PILGRIM VILLAGE	SCREEN	KULBACKS	7/29/2022	LL	19.81	684690	716595713	TECH
PILGRIM VILLAGE	SCREEN	KULBACKS	7/29/2022	LL	19.24	684884	716595713	TECH
PILGRIM VILLAGE	SCREEN	KULBACKS	7/29/2022	LL	21.08	684893	716595713	BPT
PILGRIM VILLAGE	SCREEN	KULBACKS	7/29/2022	LL	19.5	684852	716595713	BPT
PILGRIM VILLAGE	SCREEN	KULBACKS	7/29/2022	LL	19.01	684909	716595713	BPT
					July Total (tons)		8501.88	
PILGRIM VILLAGE	SCREEN	KULBACKS	8/1/2022	LL	21.19	684965	716620171	BPT
PILGRIM VILLAGE	SCREEN	KULBACKS	8/1/2022	LL	21.29	685018	716620171	BPT
PILGRIM VILLAGE	SCREEN	KULBACKS	8/1/2022	LL	20.02	684963	716620171	BPT
PILGRIM VILLAGE	SCREEN	KULBACKS	8/1/2022	LL	19.09	685014	716620171	BPT
PILGRIM VILLAGE	SCREEN	KULBACKS	8/1/2022	LL	21.21	684976	716620171	PLI
PILGRIM VILLAGE	SCREEN	KULBACKS	8/1/2022	LL	21.06	685016	716620171	PLI
PILGRIM VILLAGE	SCREEN	KULBACKS	8/1/2022	LL	19.63	684954	716620171	VILLANI
PILGRIM VILLAGE	SCREEN	KULBACKS	8/1/2022	LL	19.06	685001	716620171	VILLANI
PILGRIM VILLAGE	SCREEN	KULBACKS	8/1/2022	LL	20.45	684977	716620171	TECH
PILGRIM VILLAGE	SCREEN	KULBACKS	8/1/2022	LL	20.00	685012	716620171	TECH
PILGRIM VILLAGE	SCREEN	KULBACKS	8/1/2022	LL	22.72	685033	716620171	DESIGN
PILGRIM VILLAGE	SCREEN	KULBACKS	8/1/2022	LL	21.76	684989	716620171	DESIGN
PILGRIM VILLAGE	CR2	KULBACKS	8/1/2022	LL	19.85	685064	716607142	BPT
PILGRIM VILLAGE	CR2	KULBACKS	8/1/2022	LL	19.54	685113	716607142	BPT
PILGRIM VILLAGE	CR2	KULBACKS	8/1/2022	LL	19.72	685188	716607142	BPT
PILGRIM VILLAGE	CR2	KULBACKS	8/1/2022	LL	22.34	685060	716607142	BPT

CARMEN M. PARISO, INC. HIRED TRUCKS -

PILGRIM VILLAGE	CR2	KULBACKS	8/1/2022	LL	21.70	685115	716607142	BPT
PILGRIM VILLAGE	CR2	KULBACKS	8/1/2022	LL	22.12	685177	716607142	BPT
PILGRIM VILLAGE	CR2	KULBACKS	8/1/2022	LL	20.26	685063	716607142	VILLANI
PILGRIM VILLAGE	CR2	KULBACKS	8/1/2022	LL	19.61	685105	716607142	VILLANI
PILGRIM VILLAGE	CR2	KULBACKS	8/1/2022	LL	21.28	685062	716607142	TECH
PILGRIM VILLAGE	CR2	KULBACKS	8/1/2022	LL	21.41	685103	716607142	TECH
PILGRIM VILLAGE	CR2	KULBACKS	8/1/2022	LL	21.34	685148	716607142	TECH
PILGRIM VILLAGE	CR2	KULBACKS	8/1/2022	LL	22.07	685165	716607142	DESIGN
PILGRIM VILLAGE	CR2	KULBACKS	8/1/2022	LL	21.91	685116	716607142	DESIGN
PILGRIM VILLAGE	CR2	KULBACKS	8/1/2022	LL	22.65	685076	716607142	DESIGN
PILGRIM VILLAGE	SCREEN	KULBACKS	8/2/2022	LL	20.84	685275	716620171	BPT
PILGRIM VILLAGE	SCREEN	KULBACKS	8/2/2022	LL	20.50	685341	716620171	BPT
PILGRIM VILLAGE	SCREEN	KULBACKS	8/2/2022	LL	20.39	685397	716620171	BPT
PILGRIM VILLAGE	SCREEN	KULBACKS	8/2/2022	LL	19.85	685486	716620171	BPT
PILGRIM VILLAGE	SCREEN	KULBACKS	8/2/2022	LL	19.83	685237	716620171	BPT
PILGRIM VILLAGE	SCREEN	KULBACKS	8/2/2022	LL	19.88	685305	716620171	BPT
PILGRIM VILLAGE	SCREEN	KULBACKS	8/2/2022	LL	20.32	685375	716620171	BPT
PILGRIM VILLAGE	SCREEN	KULBACKS	8/2/2022	LL	19.82	685452	716620171	BPT
PILGRIM VILLAGE	SCREEN	KULBACKS	8/2/2022	LL	19.43	685517	716620171	BPT
PILGRIM VILLAGE	SCREEN	KULBACKS	8/2/2022	LL	22.17	685309	716620171	BPT
PILGRIM VILLAGE	SCREEN	KULBACKS	8/2/2022	LL	22.26	685376	716620171	BPT
PILGRIM VILLAGE	SCREEN	KULBACKS	8/2/2022	LL	22.35	685435	716620171	BPT
PILGRIM VILLAGE	SCREEN	KULBACKS	8/2/2022	LL	21.87	685514	716620171	BPT
PILGRIM VILLAGE	SCREEN	KULBACKS	8/2/2022	LL	22.36	685240	716620171	BPT
PILGRIM VILLAGE	SCREEN	KULBACKS	8/2/2022	LL	22.12	685302	716620171	BPT
PILGRIM VILLAGE	SCREEN	KULBACKS	8/2/2022	LL	22.05	685374	716620171	BPT
PILGRIM VILLAGE	SCREEN	KULBACKS	8/2/2022	LL	22.44	685433	716620171	BPT
PILGRIM VILLAGE	SCREEN	KULBACKS	8/2/2022	LL	21.98	685504	716620171	BPT
PILGRIM VILLAGE	SCREEN	KULBACKS	8/2/2022	LL	20.46	685241	716620171	TECH
PILGRIM VILLAGE	SCREEN	KULBACKS	8/2/2022	LL	20.18	685306	716620171	TECH
PILGRIM VILLAGE	SCREEN	KULBACKS	8/2/2022	LL	19.93	685362	716620171	TECH
PILGRIM VILLAGE	SCREEN	KULBACKS	8/2/2022	LL	20.21	685429	716620171	TECH
PILGRIM VILLAGE	SCREEN	KULBACKS	8/2/2022	LL	19.96	685488	716620171	TECH
PILGRIM VILLAGE	SCREEN	KULBACKS	8/2/2022	LL	21.2	685242	716620171	TECH
PILGRIM VILLAGE	SCREEN	KULBACKS	8/2/2022	LL	21.93	685307	716620171	TECH
PILGRIM VILLAGE	SCREEN	KULBACKS	8/2/2022	LL	20.94	685363	716620171	TECH
PILGRIM VILLAGE	SCREEN	KULBACKS	8/2/2022	LL	21.31	685430	716620171	TECH
PILGRIM VILLAGE	SCREEN	KULBACKS	8/2/2022	LL	20.7	685489	716620171	TECH
PILGRIM VILLAGE	SCREEN	KULBACKS	8/2/2022	LL	22.59	685485	716620171	LLOYD
PILGRIM VILLAGE	ST1	KULBACKS	8/2/2022	LL	21.02	685239	716613272	BPT
PILGRIM VILLAGE	SCREEN	KULBACKS	8/3/2022	LL	20.17	685566	716626476	BPT
PILGRIM VILLAGE	SCREEN	KULBACKS	8/3/2022	LL	20.22	685568	716626476	BPT
PILGRIM VILLAGE	SCREEN	KULBACKS	8/3/2022	LL	21.97	685572	716626476	BPT
PILGRIM VILLAGE	SCREEN	KULBACKS	8/3/2022	LL	22.32	685570	716626476	BPT
PILGRIM VILLAGE	SCREEN	KULBACKS	8/3/2022	LL	21.55	685575	716626476	TECH
PILGRIM VILLAGE	SCREEN	KULBACKS	8/3/2022	LL	19.71	685574	716626476	TECH
PILGRIM VILLAGE	CR2	KULBACKS	8/3/2022	LL	20.54	685646	716620171	BPT
PILGRIM VILLAGE	CR2	KULBACKS	8/3/2022	LL	20.41	685748	716620171	BPT
PILGRIM VILLAGE	CR2	KULBACKS	8/3/2022	LL	20.25	685835	716620171	BPT
PILGRIM VILLAGE	CR2	KULBACKS	8/3/2022	LL	19.88	685656	716620171	BPT
PILGRIM VILLAGE	CR2	KULBACKS	8/3/2022	LL	19.83	685730	716620171	BPT
PILGRIM VILLAGE	CR2	KULBACKS	8/3/2022	LL	20.71	685803	716620171	BPT
PILGRIM VILLAGE	CR2	KULBACKS	8/3/2022	LL	22.70	685649	716620171	BPT
PILGRIM VILLAGE	CR2	KULBACKS	8/3/2022	LL	22.55	685746	716620171	BPT
PILGRIM VILLAGE	CR2	KULBACKS	8/3/2022	LL	22.32	685820	716620171	BPT
PILGRIM VILLAGE	CR2	KULBACKS	8/3/2022	LL	21.13	685660	716620171	BPT
PILGRIM VILLAGE	CR2	KULBACKS	8/3/2022	LL	22.11	685715	716620171	BPT
PILGRIM VILLAGE	CR2	KULBACKS	8/3/2022	LL	22.26	685783	716620171	BPT
PILGRIM VILLAGE	CR2	KULBACKS	8/3/2022	LL	22.10	685843	716620171	BPT
PILGRIM VILLAGE	CR2	KULBACKS	8/3/2022	LL	21.28	685629	716620171	TECH
PILGRIM VILLAGE	CR2	KULBACKS	8/3/2022	LL	21.61	685677	716620171	TECH
PILGRIM VILLAGE	CR2	KULBACKS	8/3/2022	LL	21.10	685721	716620171	TECH
PILGRIM VILLAGE	CR2	KULBACKS	8/3/2022	LL	21.74	685806	716620171	TECH
PILGRIM VILLAGE	CR2	KULBACKS	8/3/2022	LL	19.69	685628	716620171	TECH
PILGRIM VILLAGE	CR2	KULBACKS	8/3/2022	LL	20.02	685674	716620171	TECH
PILGRIM VILLAGE	CR2	KULBACKS	8/3/2022	LL	20.20	685719	716620171	TECH
PILGRIM VILLAGE	CR2	KULBACKS	8/3/2022	LL	20.30	685805	716620171	TECH
PILGRIM VILLAGE	SCREEN	KULBACKS	8/4/2022	LL	19.64	686110	716626476	BPT
PILGRIM VILLAGE	SCREEN	KULBACKS	8/4/2022	LL	19.74	686192	716626476	BPT

PILGRIM VILLAGE	SCREEN	KULBACKS	8/4/2022	LL	20.10	685888	716626476	TECH
PILGRIM VILLAGE	SCREEN	KULBACKS	8/4/2022	LL	20.00	686070	716626476	TECH
PILGRIM VILLAGE	SCREEN	KULBACKS	8/4/2022	LL	20.05	686176	716626476	TECH
PILGRIM VILLAGE	SCREEN	KULBACKS	8/4/2022	LL	20.49	685889	716626476	TECH
PILGRIM VILLAGE	SCREEN	KULBACKS	8/4/2022	LL	20.89	686072	716626476	TECH
PILGRIM VILLAGE	SCREEN	KULBACKS	8/4/2022	LL	21.02	686177	716626476	TECH
PILGRIM VILLAGE	SCREEN	KULBACKS	8/4/2022	LL	21.51	686075	716626476	CJK
PILGRIM VILLAGE	SCREEN	KULBACKS	8/4/2022	LL	22.03	686145	716626476	CJK
PILGRIM VILLAGE	SCREEN	KULBACKS	8/4/2022	LL	22.09	686055	716626476	CJK
PILGRIM VILLAGE	SCREEN	KULBACKS	8/4/2022	LL	21.51	686058	716626476	CJK
PILGRIM VILLAGE	SCREEN	KULBACKS	8/4/2022	LL	21.64	685128	716626476	CJK
PILGRIM VILLAGE	SCREEN	KULBACKS	8/4/2022	LL	21.55	686199	716626476	CJK
PILGRIM VILLAGE	CR2	KULBACKS	8/4/2022	LL	20.27	685882	716626476	BPT
PILGRIM VILLAGE	CR2	KULBACKS	8/4/2022	LL	20.21	685932	716626476	BPT
PILGRIM VILLAGE	CR2	KULBACKS	8/4/2022	LL	19.96	686014	716626476	BPT
PILGRIM VILLAGE	CR2	KULBACKS	8/4/2022	LL	22.21	685886	716626476	BPT
PILGRIM VILLAGE	CR2	KULBACKS	8/4/2022	LL	22.01	685940	716626476	BPT
PILGRIM VILLAGE	CR2	KULBACKS	8/4/2022	LL	22.12	686018	716626476	BPT
PILGRIM VILLAGE	CR2	KULBACKS	8/4/2022	LL	22.24	686097	716626476	BPT
PILGRIM VILLAGE	CR2	KULBACKS	8/4/2022	LL	21.97	686183	716626476	BPT
PILGRIM VILLAGE	CR2	KULBACKS	8/4/2022	LL	22.34	685893	716626476	BPT
PILGRIM VILLAGE	CR2	KULBACKS	8/4/2022	LL	22.12	685943	716626476	BPT
PILGRIM VILLAGE	CR2	KULBACKS	8/4/2022	LL	22.24	686019	716626476	BPT
PILGRIM VILLAGE	CR2	KULBACKS	8/4/2022	LL	21.95	686100	716626476	BPT
PILGRIM VILLAGE	CR2	KULBACKS	8/4/2022	LL	22.39	686184	716626476	BPT
PILGRIM VILLAGE	CR2	KULBACKS	8/4/2022	LL	20.13	685924	716626476	TECH
PILGRIM VILLAGE	CR2	KULBACKS	8/4/2022	LL	20.15	686002	716626476	TECH
PILGRIM VILLAGE	CR2	KULBACKS	8/4/2022	LL	21.68	685925	716626476	TECH
PILGRIM VILLAGE	CR2	KULBACKS	8/4/2022	LL	21.83	686003	716626476	TECH
PILGRIM VILLAGE	CR2	KULBACKS	8/4/2022	LL	21.95	685880	716626476	CJK
PILGRIM VILLAGE	CR2	KULBACKS	8/4/2022	LL	21.78	685939	716626476	CJK
PILGRIM VILLAGE	CR2	KULBACKS	8/4/2022	LL	21.76	686006	716626476	CJK
PILGRIM VILLAGE	CR2	KULBACKS	8/4/2022	LL	22.33	685879	716626476	CJK
PILGRIM VILLAGE	CR2	KULBACKS	8/4/2022	LL	22.35	685921	716626476	CJK
PILGRIM VILLAGE	CR2	KULBACKS	8/4/2022	LL	22.19	685983	716626476	CJK
PILGRIM VILLAGE	CR2	KULBACKS	8/4/2022	LL	22.56	685876	716626476	CJK
PILGRIM VILLAGE	CR2	KULBACKS	8/4/2022	LL	22.2	685922	716626476	CJK
PILGRIM VILLAGE	CR2	KULBACKS	8/4/2022	LL	21.89	685984	716626476	CJK
PILGRIM VILLAGE	SCREEN	KULBACKS	8/5/2022	LL	21.15	686257	716637567	BPT
PILGRIM VILLAGE	SCREEN	KULBACKS	8/5/2022	LL	21.84	686313	716637567	BPT
PILGRIM VILLAGE	SCREEN	KULBACKS	8/5/2022	LL	21.67	686376	716637567	BPT
PILGRIM VILLAGE	SCREEN	KULBACKS	8/5/2022	LL	21.64	686465	716637567	BPT
PILGRIM VILLAGE	SCREEN	KULBACKS	8/5/2022	LL	22.06	686537	716637567	BPT
PILGRIM VILLAGE	SCREEN	KULBACKS	8/5/2022	LL	21.39	686252	716637567	BPT
PILGRIM VILLAGE	SCREEN	KULBACKS	8/5/2022	LL	21.70	686307	716637567	BPT
PILGRIM VILLAGE	SCREEN	KULBACKS	8/5/2022	LL	21.43	686379	716637567	BPT
PILGRIM VILLAGE	SCREEN	KULBACKS	8/5/2022	LL	22.20	686449	716637567	BPT
PILGRIM VILLAGE	SCREEN	KULBACKS	8/5/2022	LL	22.35	686526	716637567	BPT
PILGRIM VILLAGE	SCREEN	KULBACKS	8/5/2022	LL	18.47	686249	716637567	BPT
PILGRIM VILLAGE	SCREEN	KULBACKS	8/5/2022	LL	19.59	686322	716637567	BPT
PILGRIM VILLAGE	SCREEN	KULBACKS	8/5/2022	LL	19.63	686381	716637567	BPT
PILGRIM VILLAGE	SCREEN	KULBACKS	8/5/2022	LL	19.37	686471	716637567	BPT
PILGRIM VILLAGE	SCREEN	KULBACKS	8/5/2022	LL	20.23	686554	716637567	BPT
PILGRIM VILLAGE	SCREEN	KULBACKS	8/5/2022	LL	22.39	686265	716637567	SCHAFER
PILGRIM VILLAGE	SCREEN	KULBACKS	8/5/2022	LL	21.6	686371	716637567	SCHAFER
PILGRIM VILLAGE	SCREEN	KULBACKS	8/5/2022	LL	20.31	686428	716637567	SCHAFER
PILGRIM VILLAGE	SCREEN	KULBACKS	8/5/2022	LL	21.75	686317	716637567	SCHAFER
PILGRIM VILLAGE	SCREEN	KULBACKS	8/5/2022	LL	22.88	686508	716637567	SCHAFER
PILGRIM VILLAGE	CR2	KULBACKS	8/5/2022	LL	19.47	686262	716637567	TECH
PILGRIM VILLAGE	CR2	KULBACKS	8/5/2022	LL	19.72	686299	716637567	TECH
PILGRIM VILLAGE	CR2	KULBACKS	8/5/2022	LL	20.29	686369	716637567	TECH
PILGRIM VILLAGE	CR2	KULBACKS	8/5/2022	LL	19.99	686421	716637567	TECH
PILGRIM VILLAGE	CR2	KULBACKS	8/5/2022	LL	19.9	686517	716637567	TECH
PILGRIM VILLAGE	CR2	KULBACKS	8/5/2022	LL	21.3	686263	716637567	TECH
PILGRIM VILLAGE	CR2	KULBACKS	8/5/2022	LL	21.8	686302	716637567	TECH
PILGRIM VILLAGE	CR2	KULBACKS	8/5/2022	LL	21.45	686370	716637567	TECH
PILGRIM VILLAGE	CR2	KULBACKS	8/5/2022	LL	21.24	686422	716637567	TECH
PILGRIM VILLAGE	CR2	KULBACKS	8/5/2022	LL	21.36	686519	716637567	TECH
PILGRIM VILLAGE	CR2	KULBACKS	8/5/2022	LL	22.36	686248	716637567	CJK

CARMEN M. PARISO, INC. HIRED TRUCKS -

PILGRIM VILLAGE	CR2	KULBACKS	8/5/2022	LL	2217	686293	716637567	CJK
PILGRIM VILLAGE	CR2	KULBACKS	8/5/2022	LL	21.5	686361	716637567	CJK
PILGRIM VILLAGE	CR2	KULBACKS	8/5/2022	LL	22.12	686420	716637567	CJK
PILGRIM VILLAGE	CR2	KULBACKS	8/5/2022	LL	21.85	686474	716637567	CJK
PILGRIM VILLAGE	CR2	KULBACKS	8/5/2022	LL	22.53	686547	716637567	CJK
PILGRIM VILLAGE	CR2	KULBACKS	8/5/2022	LL	21.91	686253	716637567	CJK
PILGRIM VILLAGE	CR2	KULBACKS	8/5/2022	LL	22.2	686305	716637567	CJK
PILGRIM VILLAGE	CR2	KULBACKS	8/5/2022	LL	21.95	686373	716637567	CJK
PILGRIM VILLAGE	CR2	KULBACKS	8/5/2022	LL	21.96	686426	716637567	CJK
PILGRIM VILLAGE	CR2	KULBACKS	8/5/2022	LL	21.54	686481	716637567	CJK
PILGRIM VILLAGE	CR2	KULBACKS	8/5/2022	LL	21.97	686553	716637567	CJK
PILGRIM VILLAGE	SCREEN	KULBACKS	8/8/2022	LL	19.00	686598	716682405	BPT
PILGRIM VILLAGE	SCREEN	KULBACKS	8/8/2022	LL	19.73	686674	716682405	BPT
PILGRIM VILLAGE	SCREEN	KULBACKS	8/8/2022	LL	19.39	686750	716682405	BPT
PILGRIM VILLAGE	SCREEN	KULBACKS	8/8/2022	LL	19.27	686845	716682405	BPT
PILGRIM VILLAGE	SCREEN	KULBACKS	8/8/2022	LL	19.08	686941	716682405	BPT
PILGRIM VILLAGE	SCREEN	KULBACKS	8/8/2022	LL	20.68	686579	716682405	SCHAFER
PILGRIM VILLAGE	SCREEN	KULBACKS	8/8/2022	LL	20.64	686653	716682405	SCHAFER
PILGRIM VILLAGE	SCREEN	KULBACKS	8/8/2022	LL	21.27	686723	716682405	SCHAFER
PILGRIM VILLAGE	SCREEN	KULBACKS	8/8/2022	LL	21.49	686580	716682405	SCHAFER
PILGRIM VILLAGE	SCREEN	KULBACKS	8/8/2022	LL	19.74	686596	716682405	TECH
PILGRIM VILLAGE	SCREEN	KULBACKS	8/8/2022	LL	19.9	686678	716682405	TECH
PILGRIM VILLAGE	SCREEN	KULBACKS	8/8/2022	LL	18.97	686746	716682405	TECH
PILGRIM VILLAGE	SCREEN	KULBACKS	8/8/2022	LL	19.36	686833	716682405	TECH
PILGRIM VILLAGE	SCREEN	KULBACKS	8/8/2022	LL	19.12	686924	716682405	TECH
PILGRIM VILLAGE	SCREEN	KULBACKS	8/8/2022	LL	19.62	686597	716682405	TECH
PILGRIM VILLAGE	SCREEN	KULBACKS	8/8/2022	LL	19.99	686679	716682405	TECH
PILGRIM VILLAGE	SCREEN	KULBACKS	8/8/2022	LL	20.61	686748	716682405	TECH
PILGRIM VILLAGE	SCREEN	KULBACKS	8/8/2022	LL	20.25	686834	716682405	TECH
PILGRIM VILLAGE	SCREEN	KULBACKS	8/8/2022	LL	19.84	686925	716682405	TECH
PILGRIM VILLAGE	SCREEN	KULBACKS	8/8/2022	LL	21.79	686594	716682405	CJK
PILGRIM VILLAGE	SCREEN	KULBACKS	8/8/2022	LL	21.02	686658	716682405	CJK
PILGRIM VILLAGE	SCREEN	KULBACKS	8/8/2022	LL	21.56	686727	716682405	CJK
PILGRIM VILLAGE	SCREEN	KULBACKS	8/8/2022	LL	19.03	686805	716682405	CJK
PILGRIM VILLAGE	SCREEN	KULBACKS	8/8/2022	LL	20.82	686897	716682405	CJK
PILGRIM VILLAGE	SCREEN	KULBACKS	8/8/2022	LL	20.93	686980	716682405	CJK
PILGRIM VILLAGE	SCREEN	KULBACKS	8/8/2022	LL	22.16	686583	716682405	CJK
PILGRIM VILLAGE	SCREEN	KULBACKS	8/8/2022	LL	21.78	686656	716682405	CJK
PILGRIM VILLAGE	SCREEN	KULBACKS	8/8/2022	LL	21.65	686722	716682405	CJK
PILGRIM VILLAGE	SCREEN	KULBACKS	8/8/2022	LL	21.33	686797	716682405	CJK
PILGRIM VILLAGE	SCREEN	KULBACKS	8/8/2022	LL	21.12	686876	716682405	CJK
PILGRIM VILLAGE	SCREEN	KULBACKS	8/8/2022	LL	20.45	686954	716682405	CJK
PILGRIM VILLAGE	SCREEN	KULBACKS	8/8/2022	LL	21.9	686585	716682405	CJK
PILGRIM VILLAGE	SCREEN	KULBACKS	8/8/2022	LL	21.11	686648	716682405	CJK
PILGRIM VILLAGE	SCREEN	KULBACKS	8/8/2022	LL	20.75	686721	716682405	CJK
PILGRIM VILLAGE	SCREEN	KULBACKS	8/8/2022	LL	21.46	686799	716682405	CJK
PILGRIM VILLAGE	SCREEN	KULBACKS	8/8/2022	LL	21.43	686879	716682405	CJK
PILGRIM VILLAGE	SCREEN	KULBACKS	8/8/2022	LL	21.49	686956	716682405	CJK
PILGRIM VILLAGE	CR2	KULBACKS	8/8/2022	LL	21.74	686600	716645805	BPT
PILGRIM VILLAGE	CR2	KULBACKS	8/8/2022	LL	22.09	686665	716645805	BPT
PILGRIM VILLAGE	CR2	KULBACKS	8/8/2022	LL	21.47	686756	716645805	BPT
PILGRIM VILLAGE	CR2	KULBACKS	8/8/2022	LL	21.86	686837	716645805	BPT
PILGRIM VILLAGE	CR2	KULBACKS	8/8/2022	LL	22.48	686942	716645805	BPT
PILGRIM VILLAGE	CR2	KULBACKS	8/8/2022	LL	22.31	686599	716645805	BPT
PILGRIM VILLAGE	CR2	KULBACKS	8/8/2022	LL	22.22	686663	716645805	BPT
PILGRIM VILLAGE	CR2	KULBACKS	8/8/2022	LL	21.70	686754	716645805	BPT
PILGRIM VILLAGE	CR2	KULBACKS	8/8/2022	LL	20.64	686601	716645805	BPT
PILGRIM VILLAGE	CR2	KULBACKS	8/8/2022	LL	20.11	686675	716645805	BPT
PILGRIM VILLAGE	CR2	KULBACKS	8/8/2022	LL	19.90	686764	716645805	BPT
PILGRIM VILLAGE	CR2	KULBACKS	8/8/2022	LL	20.47	686838	716645805	BPT
PILGRIM VILLAGE	CR2	KULBACKS	8/8/2022	LL	20.56	686948	716645805	BPT
PILGRIM VILLAGE	CR2	KULBACKS	8/8/2022	LL	22.61	686646	716645805	SCHAFER
PILGRIM VILLAGE	CR2	KULBACKS	8/8/2022	LL	21.97	686712	716645805	SCHAFER
PILGRIM VILLAGE	CR2	KULBACKS	8/8/2022	LL	21.7	686784	716645805	SCHAFER
PILGRIM VILLAGE	CR2	KULBACKS	8/8/2022	LL	22.34	686862	716645805	SCHAFER
PILGRIM VILLAGE	CR2	KULBACKS	8/8/2022	LL	22.12	686910		SCHAFER
PILGRIM VILLAGE	SCREEN	KULBACKS	8/9/2022	LL	19.45	687064	716682405	BPT
PILGRIM VILLAGE	SCREEN	KULBACKS	8/9/2022	LL	19.50	687121	716682405	BPT
PILGRIM VILLAGE	SCREEN	KULBACKS	8/9/2022	LL	19.35	687175	716682405	BPT

PILGRIM VILLAGE	SCREEN	KULBACKS	8/9/2022	LL	18.84	687241	716682405	BPT
PILGRIM VILLAGE	SCREEN	KULBACKS	8/9/2022	LL	21.10	687065	716682405	BPT
PILGRIM VILLAGE	SCREEN	KULBACKS	8/9/2022	LL	22.56	687126	716682405	BPT
PILGRIM VILLAGE	SCREEN	KULBACKS	8/9/2022	LL	20.83	687181	716682405	BPT
PILGRIM VILLAGE	SCREEN	KULBACKS	8/9/2022	LL	21.14	687243	716682405	BPT
PILGRIM VILLAGE	SCREEN	KULBACKS	8/9/2022	LL	21.10	687073	716682405	BPT
PILGRIM VILLAGE	SCREEN	KULBACKS	8/9/2022	LL	20.94	687129	716682405	BPT
PILGRIM VILLAGE	SCREEN	KULBACKS	8/9/2022	LL	21.74	687190	716682405	BPT
PILGRIM VILLAGE	SCREEN	KULBACKS	8/9/2022	LL	20.79	687244	716682405	BPT
PILGRIM VILLAGE	SCREEN	KULBACKS	8/9/2022	LL	20.06	687062	716682405	BPT
PILGRIM VILLAGE	SCREEN	KULBACKS	8/9/2022	LL	19.19	687116	716682405	BPT
PILGRIM VILLAGE	SCREEN	KULBACKS	8/9/2022	LL	19.14	687183	716682405	BPT
PILGRIM VILLAGE	SCREEN	KULBACKS	8/9/2022	LL	19.10	687245	716682405	BPT
PILGRIM VILLAGE	SCREEN	KULBACKS	8/9/2022	LL	19.74	687004	716682405	VILLANI
PILGRIM VILLAGE	SCREEN	KULBACKS	8/9/2022	LL	21.38	687001	716682405	CJK
PILGRIM VILLAGE	SCREEN	KULBACKS	8/9/2022	LL	21.68	687006	716682405	CJK
PILGRIM VILLAGE	CR2	KULBACKS	8/9/2022	LL	20.23	687014	716652929	BPT
PILGRIM VILLAGE	CR2	KULBACKS	8/9/2022	LL	21.97	687024	716652929	BPT
PILGRIM VILLAGE	CR2	KULBACKS	8/9/2022	LL	22.34	687022	716652929	BPT
PILGRIM VILLAGE	CR2	KULBACKS	8/9/2022	LL	20.65	687013	716652929	BPT
PILGRIM VILLAGE	SCREEN	KULBACKS	8/10/2022	LL	20.36	687321	716682405	BPT
PILGRIM VILLAGE	SCREEN	KULBACKS	8/10/2022	LL	21.96	687314	716682405	BPT
PILGRIM VILLAGE	SCREEN	KULBACKS	8/10/2022	LL	21.72	687366	716682405	BPT
PILGRIM VILLAGE	SCREEN	KULBACKS	8/10/2022	LL	22.38	687437	716682405	BPT
PILGRIM VILLAGE	SCREEN	KULBACKS	8/10/2022	LL	22.21	687491	716682405	BPT
PILGRIM VILLAGE	SCREEN	KULBACKS	8/10/2022	LL	21.80	687551	716682405	BPT
PILGRIM VILLAGE	SCREEN	KULBACKS	8/10/2022	LL	20.82	687313	716682405	BPT
PILGRIM VILLAGE	SCREEN	KULBACKS	8/10/2022	LL	20.47	687360	716682405	BPT
PILGRIM VILLAGE	SCREEN	KULBACKS	8/10/2022	LL	19.93	687433	716682405	BPT
PILGRIM VILLAGE	SCREEN	KULBACKS	8/10/2022	LL	19.98	687493	716682405	BPT
PILGRIM VILLAGE	SCREEN	KULBACKS	8/10/2022	LL	20.81	687552	716682405	BPT
PILGRIM VILLAGE	SCREEN	KULBACKS	8/10/2022	LL	20.67	687546	716682405	BPT
PILGRIM VILLAGE	SCREEN	KULBACKS	8/10/2022	LL	22.64	687312	716682405	CJK
PILGRIM VILLAGE	SCREEN	KULBACKS	8/10/2022	LL	21.95	687359	716682405	CJK
PILGRIM VILLAGE	SCREEN	KULBACKS	8/10/2022	LL	21.98	687432	716682405	CJK
PILGRIM VILLAGE	SCREEN	KULBACKS	8/10/2022	LL	21.76	687488	716682405	CJK
PILGRIM VILLAGE	SCREEN	KULBACKS	8/10/2022	LL	22.19	687591	716682405	CJK
PILGRIM VILLAGE	CR2	KULBACKS	8/10/2022	LL	21.57	687308	716661537	TECH
PILGRIM VILLAGE	CR2	KULBACKS	8/10/2022	LL	21.37	687347	716661537	TECH
PILGRIM VILLAGE	CR2	KULBACKS	8/10/2022	LL	21.48	687417	716661537	TECH
PILGRIM VILLAGE	CR2	KULBACKS	8/10/2022	LL	21.29	687468	716661537	TECH
PILGRIM VILLAGE	CR2	KULBACKS	8/10/2022	LL	21.05	687537	716661537	TECH
PILGRIM VILLAGE	CR2	KULBACKS	8/10/2022	LL	20.04	687307	716661537	TECH
PILGRIM VILLAGE	CR2	KULBACKS	8/10/2022	LL	19.96	687346	716661537	TECH
PILGRIM VILLAGE	CR2	KULBACKS	8/10/2022	LL	20.04	687415	716661537	TECH
PILGRIM VILLAGE	CR2	KULBACKS	8/10/2022	LL	20.16	687462	716661537	TECH
PILGRIM VILLAGE	CR2	KULBACKS	8/10/2022	LL	20.11	687536	716661537	TECH
PILGRIM VILLAGE	CR2	KULBACKS	8/10/2022	LL	20.27	687300	716661537	VILLANI
PILGRIM VILLAGE	CR2	KULBACKS	8/10/2022	LL	19.68	687345	716661537	VILLANI
PILGRIM VILLAGE	CR2	KULBACKS	8/10/2022	LL	20.09	687404	716661537	VILLANI
PILGRIM VILLAGE	CR2	KULBACKS	8/10/2022	LL	19.37	687463	716661537	VILLANI
PILGRIM VILLAGE	CR2	KULBACKS	8/10/2022	LL	19.9	687512	716661537	VILLANI
PILGRIM VILLAGE	CR2	KULBACKS	8/10/2022	LL	20.12	687570	716661537	VILLANI
PILGRIM VILLAGE	SCREEN	KULBACKS	8/15/2022	LL	20.26	688080	716706642	BPT
PILGRIM VILLAGE	SCREEN	KULBACKS	8/15/2022	LL	20.54	688121	716706642	BPT
PILGRIM VILLAGE	SCREEN	KULBACKS	8/15/2022	LL	20.23	688191	716706642	BPT
PILGRIM VILLAGE	SCREEN	KULBACKS	8/15/2022	LL	19.95	688252	716706642	BPT
PILGRIM VILLAGE	SCREEN	KULBACKS	8/15/2022	LL	20.03	688310	716706642	BPT
PILGRIM VILLAGE	SCREEN	KULBACKS	8/15/2022	LL	22.13	688079	716706642	BPT
PILGRIM VILLAGE	SCREEN	KULBACKS	8/15/2022	LL	22.38	688124	716706642	BPT
PILGRIM VILLAGE	SCREEN	KULBACKS	8/15/2022	LL	22.21	688193	716706642	BPT
PILGRIM VILLAGE	SCREEN	KULBACKS	8/15/2022	LL	22.41	688242	716706642	BPT
PILGRIM VILLAGE	SCREEN	KULBACKS	8/15/2022	LL	22.62	688304	716706642	BPT
PILGRIM VILLAGE	SCREEN	KULBACKS	8/15/2022	LL	20.5	688078	716706642	TECH
PILGRIM VILLAGE	SCREEN	KULBACKS	8/15/2022	LL	21.26	688116	716706642	TECH
PILGRIM VILLAGE	SCREEN	KULBACKS	8/15/2022	LL	20.84	688205	716706642	TECH
PILGRIM VILLAGE	SCREEN	KULBACKS	8/15/2022	LL	20.9	688241	716706642	TECH
PILGRIM VILLAGE	SCREEN	KULBACKS	8/15/2022	LL	20.71	688297	716706642	TECH
PILGRIM VILLAGE	SCREEN	KULBACKS	8/16/2022	LL	19.9	688374	716706642	BPT

CARMEN M. PARISO, INC. HIRED TRUCKS -

PILGRIM VILLAGE	SCREEN	KULBACKS	8/16/2022	LL	20.27	688442	716706642	BPT
PILGRIM VILLAGE	SCREEN	KULBACKS	8/16/2022	LL	20.31	688514	716706642	BPT
PILGRIM VILLAGE	SCREEN	KULBACKS	8/16/2022	LL	19.77	688580	716706642	BPT
PILGRIM VILLAGE	SCREEN	KULBACKS	8/16/2022	LL	18.87	688662	716706642	BPT
PILGRIM VILLAGE	SCREEN	KULBACKS	8/16/2022	LL	21.99	688372	716706642	BPT
PILGRIM VILLAGE	SCREEN	KULBACKS	8/16/2022	LL	22.13	688445	716706642	BPT
PILGRIM VILLAGE	SCREEN	KULBACKS	8/16/2022	LL	22.37	688512	716706642	BPT
PILGRIM VILLAGE	SCREEN	KULBACKS	8/16/2022	LL	21.71	688576	716706642	BPT
PILGRIM VILLAGE	SCREEN	KULBACKS	8/16/2022	LL	21.32	688641	716706642	BPT
PILGRIM VILLAGE	SCREEN	KULBACKS	8/16/2022	LL	22.85	688378	716706642	BPT
PILGRIM VILLAGE	SCREEN	KULBACKS	8/16/2022	LL	22.15	688446	716706642	BPT
PILGRIM VILLAGE	SCREEN	KULBACKS	8/16/2022	LL	21.75	688515	716706642	BPT
PILGRIM VILLAGE	SCREEN	KULBACKS	8/16/2022	LL	21.79	688585	716706642	BPT
PILGRIM VILLAGE	SCREEN	KULBACKS	8/16/2022	LL	21.45	688665	716706642	BPT
PILGRIM VILLAGE	SCREEN	KULBACKS	8/16/2022	LL	20.83	688373	716706642	BPT
PILGRIM VILLAGE	SCREEN	KULBACKS	8/16/2022	LL	20.75	688437	716706642	BPT
PILGRIM VILLAGE	SCREEN	KULBACKS	8/16/2022	LL	20.51	688508	716706642	BPT
PILGRIM VILLAGE	SCREEN	KULBACKS	8/16/2022	LL	19.89	688646	716706642	BPT
PILGRIM VILLAGE	CR2	KULBACKS	8/17/2022	LL	20.48	688829	716714212	BPT
PILGRIM VILLAGE	CR2	KULBACKS	8/17/2022	LL	20.39	688890	716714212	BPT
PILGRIM VILLAGE	CR2	KULBACKS	8/17/2022	LL	20.71	688951	716714212	BPT
PILGRIM VILLAGE	CR2	KULBACKS	8/17/2022	LL	20.15	688833	716714212	BPT
PILGRIM VILLAGE	CR2	KULBACKS	8/17/2022	LL	20.21	688892	716714212	BPT
PILGRIM VILLAGE	CR2	KULBACKS	8/17/2022	LL	20.72	688963	716714212	BPT
PILGRIM VILLAGE	CR2	KULBACKS	8/17/2022	LL	20.31	689030	716714212	BPT
PILGRIM VILLAGE	CR2	KULBACKS	8/17/2022	LL	20.33	688836	716714212	BPT
PILGRIM VILLAGE	CR2	KULBACKS	8/17/2022	LL	20.64	688901	716714212	BPT
PILGRIM VILLAGE	CR2	KULBACKS	8/17/2022	LL	20.37	688974	716714212	BPT
PILGRIM VILLAGE	CR2	KULBACKS	8/17/2022	LL	20.41	689037	716714212	BPT
PILGRIM VILLAGE	CR2	KULBACKS	8/17/2022	LL	21.96	688842	716714212	BPT
PILGRIM VILLAGE	CR2	KULBACKS	8/17/2022	LL	22.71	688910	716714212	BPT
PILGRIM VILLAGE	CR2	KULBACKS	8/17/2022	LL	22.27	688987	716714212	BPT
PILGRIM VILLAGE	SCREEN	KULBACKS	8/17/2022	LL	20.45	688754	716714212	BPT
PILGRIM VILLAGE	SCREEN	KULBACKS	8/17/2022	LL	19.67	689021	716714212	BPT
PILGRIM VILLAGE	SCREEN	KULBACKS	8/17/2022	LL	20.25	688757	716714212	BPT
PILGRIM VILLAGE	SCREEN	KULBACKS	8/17/2022	LL	19.83	688758	716714212	BPT
PILGRIM VILLAGE	SCREEN	KULBACKS	8/17/2022	LL	22.35	688768	716714212	BPT
PILGRIM VILLAGE	SCREEN	KULBACKS	8/17/2022	LL	21.04	689047	716714212	BPT
PILGRIM VILLAGE	SCREEN	KULBACKS	8/19/2022	LL	22.17	689388	716737291	BPT
PILGRIM VILLAGE	SCREEN	KULBACKS	8/19/2022	LL	22.72	689436	716737291	BPT
PILGRIM VILLAGE	SCREEN	KULBACKS	8/19/2022	LL	22.17	689483	716737291	BPT
PILGRIM VILLAGE	SCREEN	KULBACKS	8/19/2022	LL	21.87	689547	716737291	BPT
PILGRIM VILLAGE	SCREEN	KULBACKS	8/19/2022	LL	21.83	689609	716737291	BPT
PILGRIM VILLAGE	SCREEN	KULBACKS	8/19/2022	LL	20.59	689387	716737291	BPT
PILGRIM VILLAGE	SCREEN	KULBACKS	8/19/2022	LL	20.35	689429	716737291	BPT
PILGRIM VILLAGE	SCREEN	KULBACKS	8/19/2022	LL	19.76	689282	716737291	BPT
PILGRIM VILLAGE	SCREEN	KULBACKS	8/19/2022	LL	20.47	689543	716737291	BPT
PILGRIM VILLAGE	SCREEN	KULBACKS	8/19/2022	LL	20.3	689611	716737291	BPT
PILGRIM VILLAGE	SCREEN	KULBACKS	8/19/2022	LL	22.5	689389	716737291	BPT
PILGRIM VILLAGE	SCREEN	KULBACKS	8/19/2022	LL	22.28	689435	716737291	BPT
PILGRIM VILLAGE	SCREEN	KULBACKS	8/19/2022	LL	21.62	689484	716737291	BPT
PILGRIM VILLAGE	SCREEN	KULBACKS	8/19/2022	LL	22.06	689545	716737291	BPT
PILGRIM VILLAGE	SCREEN	KULBACKS	8/19/2022	LL	21.56	689610	716737291	BPT
PILGRIM VILLAGE	SCREEN	KULBACKS	8/23/2022	LL	21.38	689974	716750529	BPT
PILGRIM VILLAGE	SCREEN	KULBACKS	8/23/2022	LL	22.1	690025	716750529	BPT
PILGRIM VILLAGE	SCREEN	KULBACKS	8/23/2022	LL	22.00	690100	716750529	BPT
PILGRIM VILLAGE	SCREEN	KULBACKS	8/23/2022	LL	21.41	690176	716750529	BPT
PILGRIM VILLAGE	SCREEN	KULBACKS	8/23/2022	LL	20.49	690248	716750529	BPT
PILGRIM VILLAGE	SCREEN	KULBACKS	8/23/2022	LL	21.91	689976	716750529	BPT
PILGRIM VILLAGE	SCREEN	KULBACKS	8/23/2022	LL	22.04	690027	716750529	BPT
PILGRIM VILLAGE	SCREEN	KULBACKS	8/23/2022	LL	21.67	690102	716750529	BPT
PILGRIM VILLAGE	SCREEN	KULBACKS	8/23/2022	LL	20.65	690175	716750529	BPT
PILGRIM VILLAGE	SCREEN	KULBACKS	8/23/2022	LL	21.78	690250	716750529	BPT
PILGRIM VILLAGE	SCREEN	KULBACKS	8/23/2022	LL	21.83	690251	716750529	PLI
PILGRIM VILLAGE	SCREEN	KULBACKS	8/24/2022	LL	20.07	690519	716758133	BPT
PILGRIM VILLAGE	SCREEN	KULBACKS	8/24/2022	LL	21.81	690536	716758133	BPT
PILGRIM VILLAGE	SCREEN	KULBACKS	8/24/2022	LL	21.63	690537	716758133	BPT
PILGRIM VILLAGE	SCREEN	KULBACKS	8/24/2022	LL	21.92	690311	716758133	BPT
PILGRIM VILLAGE	SCREEN	KULBACKS	8/24/2022	LL	22.26	690365	716758133	BPT

CARMEN M. PARISO, INC. HIRED TRUCKS -

PILGRIM VILLAGE	SCREEN	KULBACKS	8/24/2022	LL	21.78	690423	716758133	BPT
PILGRIM VILLAGE	SCREEN	KULBACKS	8/24/2022	LL	19.78	690308	716758133	BPT
PILGRIM VILLAGE	SCREEN	KULBACKS	8/24/2022	LL	19.68	690367	716758133	BPT
PILGRIM VILLAGE	SCREEN	KULBACKS	8/24/2022	LL	21.00	690422	716758133	BPT
PILGRIM VILLAGE	SCREEN	KULBACKS	8/24/2022	LL	20.13	690478	716758133	BPT
PILGRIM VILLAGE	SCREEN	KULBACKS	8/24/2022	LL	19.92	690538	716758133	BPT
PILGRIM VILLAGE	SCREEN	KULBACKS	8/24/2022	LL	22.2	690438	716758133	PLI
PILGRIM VILLAGE	SCREEN	KULBACKS	8/24/2022	LL	22.07	690480	716758133	PLI
PILGRIM VILLAGE	SCREEN	KULBACKS	8/24/2022	LL	22.63	690529	716758133	PLI
PILGRIM VILLAGE	SCREEN	KULBACKS	8/25/2022	LL	20.63	690590	716758133	BPT
PILGRIM VILLAGE	SCREEN	KULBACKS	8/25/2022	LL	21.81	690614	716758133	BRENON
PILGRIM VILLAGE	SCREEN	KULBACKS	8/25/2022	LL	21.42	690673	716758133	BRENON
PILGRIM VILLAGE	SCREEN	KULBACKS	8/25/2022	LL	21.27	690737	716758133	BRENON
PILGRIM VILLAGE	SCREEN	KULBACKS	8/25/2022	LL	21.65	690796	716758133	BRENON
PILGRIM VILLAGE	SCREEN	KULBACKS	8/25/2022	LL	21.55	690854	716758133	BRENON
PILGRIM VILLAGE	SCREEN	KULBACKS	8/25/2022	LL	19.21	690622	716758133	LARABA
PILGRIM VILLAGE	SCREEN	KULBACKS	8/25/2022	LL	19.15	690690	716758133	LARABA
PILGRIM VILLAGE	SCREEN	KULBACKS	8/25/2022	LL	19.52	690756	716758133	LARABA
PILGRIM VILLAGE	SCREEN	KULBACKS	8/25/2022	LL	19.57	690829	716758133	LARABA
PILGRIM VILLAGE	SCREEN	KULBACKS	8/30/2022	LL	22.38	691554	716797210	BPT
PILGRIM VILLAGE	SCREEN	KULBACKS	8/30/2022	LL	22.03	691611	716797210	BPT
PILGRIM VILLAGE	SCREEN	KULBACKS	8/30/2022	LL	22.46	691685	716797210	BPT
PILGRIM VILLAGE	SCREEN	KULBACKS	8/30/2022	LL	21.85	691752	716797210	BPT
PILGRIM VILLAGE	SCREEN	KULBACKS	8/30/2022	LL	22.13	691550	716797210	BPT
PILGRIM VILLAGE	SCREEN	KULBACKS	8/30/2022	LL	21.92	691608	716797210	BPT
PILGRIM VILLAGE	SCREEN	KULBACKS	8/30/2022	LL	21.91	691682	716797210	BPT
PILGRIM VILLAGE	SCREEN	KULBACKS	8/30/2022	LL	21.53	691750	716797210	BPT
PILGRIM VILLAGE	SCREEN	KULBACKS	8/30/2022	LL	20.14	691548	716797210	BPT
PILGRIM VILLAGE	SCREEN	KULBACKS	8/30/2022	LL	20.18	691602	716797210	BPT
PILGRIM VILLAGE	SCREEN	KULBACKS	8/30/2022	LL	19.91	691678	716797210	BPT
PILGRIM VILLAGE	SCREEN	KULBACKS	8/30/2022	LL	19.67	691759	716797210	BPT
PILGRIM VILLAGE	SCREEN	KULBACKS	8/30/2022	LL	19.74	691546	716797210	TECH
PILGRIM VILLAGE	SCREEN	KULBACKS	8/30/2022	LL	19.6	691600	716797210	TECH
PILGRIM VILLAGE	SCREEN	KULBACKS	8/30/2022	LL	19.63	691668	716797210	TECH
PILGRIM VILLAGE	SCREEN	KULBACKS	8/30/2022	LL	19.45	691733	716797210	TECH
PILGRIM VILLAGE	CR2	KULBACKS	8/30/2022	LL	20.33	691558	716797210	BPT
PILGRIM VILLAGE	SCREEN	KULBACKS	8/31/2022	LL	20.27	691870	716797210	BPT
PILGRIM VILLAGE	SCREEN	KULBACKS	8/31/2022	LL	19.9	691908	716797210	BPT
PILGRIM VILLAGE	SCREEN	KULBACKS	8/31/2022	LL	19.84	691954	716797210	BPT
PILGRIM VILLAGE	SCREEN	KULBACKS	8/31/2022	LL	20.77	692044	716797210	BPT
PILGRIM VILLAGE	SCREEN	KULBACKS	8/31/2022	LL	20.33	692100	716797210	BPT
PILGRIM VILLAGE	SCREEN	KULBACKS	8/31/2022	LL	21.76	691871	716797210	BPT
PILGRIM VILLAGE	SCREEN	KULBACKS	8/31/2022	LL	22.5	691912	716797210	BPT
PILGRIM VILLAGE	SCREEN	KULBACKS	8/31/2022	LL	22.6	691962	716797210	BPT
PILGRIM VILLAGE	SCREEN	KULBACKS	8/31/2022	LL	22.13	692039	716797210	BPT
PILGRIM VILLAGE	SCREEN	KULBACKS	8/31/2022	LL	21.84	692098	716797210	BPT
PILGRIM VILLAGE	SCREEN	KULBACKS	8/31/2022	LL	21.51	691865	716797210	CJK
PILGRIM VILLAGE	SCREEN	KULBACKS	8/31/2022	LL	22.54	691898	716797210	CJK
PILGRIM VILLAGE	SCREEN	KULBACKS	8/31/2022	LL	22.24	691950	716797210	CJK
PILGRIM VILLAGE	SCREEN	KULBACKS	8/31/2022	LL	21.75	692056	716797210	CJK
PILGRIM VILLAGE	SCREEN	KULBACKS	8/31/2022	LL	21.91	692003	716797210	CJK
PILGRIM VILLAGE	SCREEN	KULBACKS	8/31/2022	LL	20.37	691872	716797210	TECH
PILGRIM VILLAGE	SCREEN	KULBACKS	8/31/2022	LL	21.42	691911	716797210	TECH
PILGRIM VILLAGE	SCREEN	KULBACKS	8/31/2022	LL	21.73	691951	716797210	TECH
PILGRIM VILLAGE	SCREEN	KULBACKS	8/31/2022	LL	21.41	692008	716797210	TECH
PILGRIM VILLAGE	SCREEN	KULBACKS	8/31/2022	LL	21.55	692061	716797210	TECH
					August Total (tons)		10978.19	
PILGRIM VILLAGE	SCREEN	KULBACKS	9/6/2022	LL	21.47	692756	716818101	CJK
PILGRIM VILLAGE	SCREEN	KULBACKS	9/6/2022	LL	20.87	692825	716818101	CJK
PILGRIM VILLAGE	SCREEN	KULBACKS	9/6/2022	LL	21.79	692912	716818101	CJK
MERRIWEATHER	ST1	RODRIGUEZ	9/7/2022	LL	9.84	693279	716834455	BPT
COMO PARK	CR2	RODRIGUEZ	9/13/2022	LL	19.91	694578	716868446	BPT
COMO PARK	CR2	RODRIGUEZ	9/13/2022	LL	20.17	694657	716868446	BPT
COMO PARK	CR2	RODRIGUEZ	9/13/2022	LL	19.67	694764	716868446	BPT
COMO PARK	CR2	RODRIGUEZ	9/13/2022	LL	19.72	694872	716868446	BPT
COMO PARK	CR2	RODRIGUEZ	9/13/2022	LL	21.64	694576	716868446	BPT
COMO PARK	CR2	RODRIGUEZ	9/13/2022	LL	21.45	694670	716868446	BPT
COMO PARK	CR2	RODRIGUEZ	9/13/2022	LL	21.32	694783	716868446	BPT
COMO PARK	CR2	RODRIGUEZ	9/13/2022	LL	21.45	694897	716868446	BPT

CARMEN M. PARISO, INC. HIRED TRUCKS -

COMO PARK	CR2	RODRIGUEZ	9/13/2022	LL	19.64	694546	716868446	BPT
COMO PARK	CR2	RODRIGUEZ	9/13/2022	LL	19.52	694661	716868446	BPT
COMO PARK	CR2	RODRIGUEZ	9/13/2022	LL	19.79	694778	716868446	BPT
COMO PARK	CR2	RODRIGUEZ	9/13/2022	LL	20.29	694901	716868446	BPT
COMO PARK	CR2	RODRIGUEZ	9/13/2022	LL	20.75	694575	716868446	BPT
COMO PARK	CR2	RODRIGUEZ	9/13/2022	LL	21.91	694664	716868446	BPT
COMO PARK	CR2	RODRIGUEZ	9/13/2022	LL	21.39	694782	716868446	BPT
COMO PARK	CR2	RODRIGUEZ	9/13/2022	LL	21.42	694895	716868446	BPT
COMO PARK	CR2	RODRIGUEZ	9/13/2022	LL	21.52	694538	716868446	BROWNS
COMO PARK	CR2	RODRIGUEZ	9/13/2022	LL	21.25	694616	716868446	BROWNS
COMO PARK	CR2	RODRIGUEZ	9/13/2022	LL	21.49	694715	716868446	BROWNS
COMO PARK	CR2	RODRIGUEZ	9/13/2022	LL	21.68	694916	716868446	BROWNS
COMO PARK	CR2	RODRIGUEZ	9/13/2022	LL	20.23	694536	716868446	BROWNS
COMO PARK	CR2	RODRIGUEZ	9/13/2022	LL	19.96	694614	716868446	BROWNS
COMO PARK	CR2	RODRIGUEZ	9/13/2022	LL	20.16	694712	716868446	BROWNS
COMO PARK	CR2	RODRIGUEZ	9/13/2022	LL	19.93	694805	716868446	BROWNS
COMO PARK	CR2	RODRIGUEZ	9/13/2022	LL	19.8	694908	716868446	BROWNS
COMO PARK	ST1	RODRIGUEZ	9/13/2022	LL	21.21	694810	716993102	BROWNS
PILGRIM VILLAGE	CR2	KULBACKS	9/14/2022	LL	21.73	695010	716882965	CJK
PILGRIM VILLAGE	CR2	KULBACKS	9/14/2022	LL	22.08	695049	716882965	CJK
PILGRIM VILLAGE	CR2	KULBACKS	9/14/2022	LL	21.8	695100	716882965	CJK
PILGRIM VILLAGE	CR2	KULBACKS	9/14/2022	LL	21.88	95143	716882965	CJK
PILGRIM VILLAGE	CR2	KULBACKS	9/14/2022	LL	21.3	695186	716882965	CJK
PILGRIM VILLAGE	CR2	KULBACKS	9/14/2022	LL	21.57	695229	716882965	CJK
PILGRIM VILLAGE	CR2	KULBACKS	9/14/2022	LL	21.92	695013	716882965	CJK
PILGRIM VILLAGE	CR2	KULBACKS	9/14/2022	LL	22.25	695053	716882965	CJK
PILGRIM VILLAGE	CR2	KULBACKS	9/14/2022	LL	21.62	695097	716882965	CJK
PILGRIM VILLAGE	CR2	KULBACKS	9/14/2022	LL	22.03	695139	716882965	CJK
PILGRIM VILLAGE	CR2	KULBACKS	9/14/2022	LL	21.78	695187	716882965	CJK
PILGRIM VILLAGE	CR2	KULBACKS	9/14/2022	LL	21.54	695230	716882965	CJK
PILGRIM VILLAGE	CR2	KULBACKS	9/14/2022	LL	21.85	694992	716882965	BRENON
PILGRIM VILLAGE	CR2	KULBACKS	9/14/2022	LL	21.41	695034	716882965	BRENON
PILGRIM VILLAGE	CR2	KULBACKS	9/14/2022	LL	21.53	695081	716882965	BRENON
PILGRIM VILLAGE	CR2	KULBACKS	9/14/2022	LL	21.47	695121	716882965	BRENON
PILGRIM VILLAGE	CR2	KULBACKS	9/14/2022	LL	20.95	695169	716882965	BRENON
PILGRIM VILLAGE	CR2	KULBACKS	9/14/2022	LL	21.07	695219	716882965	BRENON
COMO PARK	CR2	RODRIGUEZ	9/14/2022	LL	20.47	695018	716882965	BPT
COMO PARK	CR2	RODRIGUEZ	9/14/2022	LL	20.36	695073	716882965	BPT
COMO PARK	CR2	RODRIGUEZ	9/14/2022	LL	21.18	695118	716882965	GAM
COMO PARK	CR2	RODRIGUEZ	9/14/2022	LL	20.86	685188	716882965	GAM
COMO PARK	CR2	RODRIGUEZ	9/14/2022	LL	21.6	695023	716882965	BROWNS
COMO PARK	CR2	RODRIGUEZ	9/14/2022	LL	21.81	695069	716882965	BROWNS
COMO PARK	CR2	RODRIGUEZ	9/14/2022	LL	21.35	695117	716882965	BROWNS
COMO PARK	ST1	RODRIGUEZ	9/14/2022	LL	21.23	695168	716882965	BROWNS
PILGRIM VILLAGE	CR2	KULBACKS	9/16/2022	LL	21.6	695602	716897017	TECH
PILGRIM VILLAGE	CR2	KULBACKS	9/16/2022	LL	20.96	695651	716897017	TECH
PILGRIM VILLAGE	CR2	KULBACKS	9/16/2022	LL	21.29	695695	716897017	TECH
PILGRIM VILLAGE	CR2	KULBACKS	9/16/2022	LL	21.04	695744	716897017	TECH
PILGRIM VILLAGE	CR2	KULBACKS	9/16/2022	LL	20.76	695795	716897017	TECH
PILGRIM VILLAGE	CR2	KULBACKS	9/16/2022	LL	20.76	695847	716897017	TECH
COMO PARK	ST1	RODRIGUEZ	9/16/2022	LL	20.51	695653	716897017	BPT
COMO PARK	ST1	RODRIGUEZ	9/16/2022	LL	20.2	695718	716897017	BPT
COMO PARK	CR2	RODRIGUEZ	9/16/2022	LL	20.40	695597	716897017	BPT
COMO PARK	CR2	RODRIGUEZ	9/16/2022	LL	19.34	695784	716897017	BPT
PILGRIM VILLAGE	SCREEN	KULBACKS	9/19/2022	LL	21.26	695921	716913423	BPT
PILGRIM VILLAGE	SCREEN	KULBACKS	9/19/2022	LL	22.01	695999	716913423	BPT
PILGRIM VILLAGE	SCREEN	KULBACKS	9/19/2022	LL	21.92	696094	716913423	BPT
PILGRIM VILLAGE	SCREEN	KULBACKS	9/19/2022	LL	21.65	696196	716913423	BPT
PILGRIM VILLAGE	SCREEN	KULBACKS	9/19/2022	LL	19.99	695893	716913423	BPT
PILGRIM VILLAGE	SCREEN	KULBACKS	9/19/2022	LL	19.84	695969	716913423	BPT
PILGRIM VILLAGE	SCREEN	KULBACKS	9/19/2022	LL	20.63	696067	716913423	BPT
PILGRIM VILLAGE	CR2	KULBACKS	9/19/2022	LL	20.27	696185	716904805	BPT
COMO PARK	CR2	RODRIGUEZ	9/19/2022	LL	22.22	695939	716941793	CJK
COMO PARK	ST1	RODRIGUEZ	9/19/2022	LL	22.1	695865	716941793	CJK
COMO PARK	ST1	RODRIGUEZ	9/19/2022	LL	21.58	696022	716941793	CJK
COMO PARK	CR2	RODRIGUEZ	9/20/2022	LL	17.83	696615	716941793	BPT
257 VIRGINIA	CR2	RODRIGUEZ	9/21/2022	LL	19.98	696897	716921466	BPT
COMO PARK	CR2	RODRIGUEZ	9/22/2022	LL	20.21	696967	716927337	BPT
COMO PARK	ST1	RODRIGUEZ	9/22/2022	LL	19.69	697047	716927337	BPT

CARMEN M. PARISO, INC. HIRED TRUCKS -

					September Total (tons)		1687.92	
PILGRIM VILLAGE	CR2	KULBACKS	10/3/2022	LL	20.74	699106	716993103	BPT
PILGRIM VILLAGE	CR2	KULBACKS	10/3/2022	LL	20.35	699155	716993103	BPT
PILGRIM VILLAGE	CR2	KULBACKS	10/3/2022	LL	20.93	699220	716993103	BPT
PILGRIM VILLAGE	CR2	KULBACKS	10/3/2022	LL	20.36	699110	716993103	BPT
PILGRIM VILLAGE	CR2	KULBACKS	10/3/2022	LL	20.54	699159	716993103	BPT
PILGRIM VILLAGE	CR2	KULBACKS	10/3/2022	LL	20.60	699222	716993103	BPT
PILGRIM VILLAGE	CR1	KULBACKS	10/3/2022	LL	20.51	699287	716993103	BPT
PILGRIM VILLAGE	CR1	KULBACKS	10/3/2022	LL	20.47	699365	716993103	BPT
PILGRIM VILLAGE	CR1	KULBACKS	10/3/2022	LL	20.71	699286	716993103	BPT
PILGRIM VILLAGE	CR1	KULBACKS	10/3/2022	LL	20.58	699366	716993103	BPT
PILGRIM VILLAGE	CR1	KULBACKS	10/4/2022	LL	21.72	699468	717002812	BPT
PILGRIM VILLAGE	CR1	KULBACKS	10/4/2022	LL	22.96	699541	717002812	BPT
PILGRIM VILLAGE	CR1	KULBACKS	10/4/2022	LL	22.28	699612	717002812	BPT
PILGRIM VILLAGE	CR1	KULBACKS	10/4/2022	LL	22.24	699681	717002812	BPT
PILGRIM VILLAGE	CR1	KULBACKS	10/4/2022	LL	22.07	699749	717002812	BPT
COMO PARK	CR2	RODRIGUEZ	10/6/2022	LL	22.44	700635	717016115	BPT
PILGRIM VILLAGE	CR1	KULBACKS	########	LL	20.37	701328	717032685	BPT
PILGRIM VILLAGE	CR1	KULBACKS	########	LL	20.47	701429	717032685	BPT
PILGRIM VILLAGE	CR1	KULBACKS	########	LL	20.42	701523	717032685	BPT
PILGRIM VILLAGE	CR1	KULBACKS	########	LL	20.03	701634	717032685	BPT
PILGRIM VILLAGE	CR1	KULBACKS	########	LL	20.21	701756	717032685	BPT
ELLICOTT CREEK	ST1	RODRIGUEZ	########	LL	20.10	702007	717040251	BPT
PILGRIM VILLAGE	CR1	KULBACKS	########	LL	21.08	702440	717046368	BPT
PILGRIM VILLAGE	CR1	KULBACKS	########	LL	21.98	702441	717046368	BPT
PILGRIM VILLAGE	CR1	KULBACKS	########	LL	21.89	702442	717046368	BPT
PILGRIM VILLAGE	CR1	KULBACKS	########	LL	22.05	702526	717046368	BPT
ELLICOTT CREEK	ST1	RODRIGUEZ	########	LL	22.89	702802	717055086	BPT
PILGRIM VILLAGE	CR2	KULBACKS	########	LL	21.78	704740	717106950	SCHAFER
PILGRIM VILLAGE	CR2	KULBACKS	########	LL	22.37	704810	717106950	SCHAFER
PILGRIM VILLAGE	CR2	KULBACKS	########	LL	22.07	704870	717106950	SCHAFER
PILGRIM VILLAGE	CR2	KULBACKS	########	LL	21.89	704933	717106950	SCHAFER
PILGRIM VILLAGE	SCREEN	KULBACKS	########	LL	21.51	704652	717125724	SCHAFER
PILGRIM VILLAGE	CR2	KULBACKS	########	LL	20.87	705042	717106950	TECH
PILGRIM VILLAGE	CR2	KULBACKS	########	LL	21.69	705121	717106950	TECH
PILGRIM VILLAGE	CR2	KULBACKS	########	LL	20.81	705199	717106950	TECH
PILGRIM VILLAGE	CR2	KULBACKS	########	LL	21.32	705269	717106950	TECH
ELLICOTT CREEK	ST1	RODRIGUEZ	########	LL	20.66	705810	717125724	PLI
ELLICOTT CREEK	CR2	RODRIGUEZ	########	LL	20.72	705875	717125724	PLI
ELLICOTT CREEK	CR2	RODRIGUEZ	########	LL	20.35	705920	717125724	PLI
PILGRIM VILLAGE	SCREEN	KULBACKS	########	LL	38.77	706146	717160372	PLI
PILGRIM VILLAGE	SCREEN	KULBACKS	########	LL	39.02	706202	717160372	PLI
PILGRIM VILLAGE	SCREEN	KULBACKS	########	LL	39.12	706256	717160372	PLI
PILGRIM VILLAGE	SCREEN	KULBACKS	########	LL	39.08	706319	717160372	PLI
PILGRIM VILLAGE	SCREEN	KULBACKS	########	LL	38.12	706147	717160372	PLI
PILGRIM VILLAGE	SCREEN	KULBACKS	########	LL	38.45	706203	717160372	PLI
PILGRIM VILLAGE	SCREEN	KULBACKS	########	LL	38.85	706258	717160372	PLI
PILGRIM VILLAGE	SCREEN	KULBACKS	########	LL	39.55	706321	717160372	PLI
PILGRIM VILLAGE	SCREEN	KULBACKS	########	LL	20.34	706473	717160372	BPT
PILGRIM VILLAGE	SCREEN	KULBACKS	########	LL	20.03	706526	717160372	BPT
PILGRIM VILLAGE	SCREEN	KULBACKS	########	LL	20.5	706594	717160372	BPT
PILGRIM VILLAGE	SCREEN	KULBACKS	########	LL	20.39	706671	717160372	BPT
PILGRIM VILLAGE	SCREEN	KULBACKS	########	LL	20.46	706769	717160372	BPT
PILGRIM VILLAGE	SCREEN	KULBACKS	########	LL	21.62	706472	717160372	BPT
PILGRIM VILLAGE	SCREEN	KULBACKS	########	LL	21.77	706527	717160372	BPT
PILGRIM VILLAGE	SCREEN	KULBACKS	########	LL	22.2	706593	717160372	BPT
PILGRIM VILLAGE	SCREEN	KULBACKS	########	LL	22.11	706670	717160372	BPT
PILGRIM VILLAGE	CR2	KULBACKS	########	LL	38.63	706976	717160372	PLI
PILGRIM VILLAGE	SCREEN	KULBACKS	########	LL	39.00	706895	717160372	PLI
PILGRIM VILLAGE	SCREEN	KULBACKS	########	LL	38.74	707043	717160372	PLI
PILGRIM VILLAGE	SCREEN	KULBACKS	########	LL	38.59	707127	717160372	PLI
PILGRIM VILLAGE	ST1	KULBACKS	########	LL	21.76	707224	717160372	BPT
					October Total (tons)		1504.13	
SAL MAGLIE	ITEM57	DELPRINCE	11/1/2022	LL	37.84	707660	717172603	PLI
SAL MAGLIE	ITEM57	DELPRINCE	11/1/2022	LL	38.64	707725	717172603	PLI
SAL MAGLIE	ITEM57	DELPRINCE	11/1/2022	LL	38.58	707785	717172603	PLI
SAL MAGLIE	ITEM57	DELPRINCE	11/1/2022	LL	38.88	707851	717172603	PLI
SAL MAGLIE	ST1	DELPRINCE	11/1/2022	LL	39.57	707548	717172603	PLI
SAL MAGLIE	ST1	DELPRINCE	11/1/2022	LL	39.59	707599	717172603	PLI

CARMEN M. PARISO, INC. HIRED TRUCKS -

SAL MAGLIE	ITEM57	DELPRINCE	11/2/2022	LL	39.4	707945	717179562	PLI
SAL MAGLIE	ITEM57	DELPRINCE	11/2/2022	LL	38.73	708039	717179562	PLI
SAL MAGLIE	ITEM57	DELPRINCE	11/2/2022	LL	38.99	708091	717179562	PLI
SAL MAGLIE	ITEM57	DELPRINCE	11/2/2022	LL	38.96	707880	717179562	PLI
SAL MAGLIE	ITEM57	DELPRINCE	11/3/2022	LL	22.28	708334	717186045	BPT
SAL MAGLIE	ITEM57	DELPRINCE	11/3/2022	LL	20.5	708382	717186045	BPT
SAL MAGLIE	ITEM57	DELPRINCE	11/3/2022	LL	21.17	708441	717186045	BPT
SAL MAGLIE	ITEM57	DELPRINCE	11/3/2022	LL	21.97	708149	717186045	BPT
SAL MAGLIE	ITEM57	DELPRINCE	11/3/2022	LL	21.87	708187	717186045	BPT
SAL MAGLIE	ITEM57	DELPRINCE	11/3/2022	LL	21.29	708257	717186045	BPT
SAL MAGLIE	ITEM57	DELPRINCE	11/3/2022	LL	21.88	708315	717186045	BPT
SAL MAGLIE	ITEM57	DELPRINCE	11/3/2022	LL	22.44	708356	717186045	BPT
SAL MAGLIE	ITEM57	DELPRINCE	11/3/2022	LL	21.77	708413	717186045	BPT
SAL MAGLIE	ITEM57	DELPRINCE	11/3/2022	LL	19.9	708154	717186045	BPT
SAL MAGLIE	ITEM57	DELPRINCE	11/3/2022	LL	17.52	708188	717186045	BPT
SAL MAGLIE	ITEM57	DELPRINCE	11/3/2022	LL	19.97	708242	717186045	BPT
SAL MAGLIE	ITEM57	DELPRINCE	11/3/2022	LL	19.62	708307	717186045	BPT
SAL MAGLIE	ITEM57	DELPRINCE	11/3/2022	LL	20.06	708346	717186045	BPT
SAL MAGLIE	ITEM57	DELPRINCE	11/3/2022	LL	20.18	708394	717186045	BPT
SAL MAGLIE	ITEM57	DELPRINCE	11/3/2022	LL	20.24	708167	717186045	BPT
SAL MAGLIE	ITEM57	DELPRINCE	11/3/2022	LL	19.22	708217	717186045	BPT
SAL MAGLIE	ITEM57	DELPRINCE	11/3/2022	LL	19.31	708279	717186045	BPT
SAL MAGLIE	ITEM57	DELPRINCE	11/3/2022	LL	19.21	708326	717186045	BPT
SAL MAGLIE	ITEM57	DELPRINCE	11/3/2022	LL	20.06	708371	717186045	BPT
SAL MAGLIE	ITEM57	DELPRINCE	11/3/2022	LL	19.8	708429	717186045	BPT
SAL MAGLIE	ITEM57	DELPRINCE	11/3/2022	LL	23.31	708153	717186045	LLOYD
SAL MAGLIE	ITEM57	DELPRINCE	11/3/2022	LL	22.5	708190	717186045	LLOYD
SAL MAGLIE	ITEM57	DELPRINCE	11/3/2022	LL	23.31	708243	717186045	LLOYD
SAL MAGLIE	ITEM57	DELPRINCE	11/3/2022	LL	23.28	708300	717186045	LLOYD
SAL MAGLIE	ITEM57	DELPRINCE	11/3/2022	LL	23.42	708338	717186045	LLOYD
SAL MAGLIE	ITEM57	DELPRINCE	11/3/2022	LL	23.43	708387	717186045	LLOYD
SAL MAGLIE	ITEM57	DELPRINCE	11/3/2022	LL	22.97	708440	717186045	LLOYD
SAL MAGLIE	ITEM57	DELPRINCE	11/3/2022	LL	39.49	708151	717186045	PLI
SAL MAGLIE	ITEM57	DELPRINCE	11/3/2022	LL	39.28	708269	717186045	PLI
SAL MAGLIE	ITEM57	DELPRINCE	11/3/2022	LL	39.65	708318	717186045	PLI
SAL MAGLIE	ITEM57	DELPRINCE	11/3/2022	LL	37.38	708363	717186045	PLI
SAL MAGLIE	ITEM57	DELPRINCE	11/3/2022	LL	39.42	708418	717186045	PLI
SAL MAGLIE	ITEM57	DELPRINCE	11/3/2022	LL	39.41	708157	717186045	PLI
SAL MAGLIE	ITEM57	DELPRINCE	11/3/2022	LL	38.49	708199	717186045	PLI
SAL MAGLIE	ITEM57	DELPRINCE	11/3/2022	LL	38.33	708262	717186045	PLI
SAL MAGLIE	ITEM57	DELPRINCE	11/3/2022	LL	39.45	708316	717186045	PLI
SAL MAGLIE	ITEM57	DELPRINCE	11/3/2022	LL	37.38	708364	717186045	PLI
SAL MAGLIE	ITEM57	DELPRINCE	11/3/2022	LL	38.78	708420	717186045	PLI
SAL MAGLIE	ITEM57	DELPRINCE	11/3/2022	LL	39.68	708152	717186045	PLI
SAL MAGLIE	ITEM57	DELPRINCE	11/3/2022	LL	38.35	708191	717186045	PLI
SAL MAGLIE	ITEM57	DELPRINCE	11/3/2022	LL	39.57	708254	717186045	PLI
SAL MAGLIE	ITEM57	DELPRINCE	11/3/2022	LL	39.00	708305	717186045	PLI
SAL MAGLIE	ITEM57	DELPRINCE	11/3/2022	LL	39.42	708347	717186045	PLI
SAL MAGLIE	ITEM57	DELPRINCE	11/3/2022	LL	39.86	708402	717186045	PLI
SAL MAGLIE	ITEM57	DELPRINCE	11/3/2022	LL	22.15	708256	717186045	PLI
SAL MAGLIE	ITEM57	DELPRINCE	11/3/2022	LL	22.23	708306	717186045	PLI
SAL MAGLIE	ITEM57	DELPRINCE	11/3/2022	LL	22.66	708344	717186045	PLI
SAL MAGLIE	ITEM57	DELPRINCE	11/3/2022	LL	21.8	708393	717186045	PLI
SAL MAGLIE	ITEM57	DELPRINCE	11/3/2022	LL	20.77	708325	717186045	PLI
SAL MAGLIE	ITEM57	DELPRINCE	11/3/2022	LL	20.08	708369	717186045	PLI
SAL MAGLIE	ITEM57	DELPRINCE	11/3/2022	LL	20.99	708427	717186045	PLI
PILGRIM VILLAGE	SCREEN	KULBACKS	11/4/2022	LL	20.09	708457	717202772	BPT
PILGRIM VILLAGE	SCREEN	KULBACKS	11/4/2022	LL	19.87	708498	717202772	BPT
PILGRIM VILLAGE	SCREEN	KULBACKS	11/4/2022	LL	20.55	708557	717202772	BPT
PILGRIM VILLAGE	SCREEN	KULBACKS	11/4/2022	LL	19.6	708609	717202772	BPT
PILGRIM VILLAGE	SCREEN	KULBACKS	11/4/2022	LL	19.55	708668	717202772	BPT
PILGRIM VILLAGE	SCREEN	KULBACKS	11/4/2022	LL	19.78	708460	717202772	TECH
PILGRIM VILLAGE	SCREEN	KULBACKS	11/4/2022	LL	19.94	708496	717202772	TECH
PILGRIM VILLAGE	SCREEN	KULBACKS	11/4/2022	LL	20.29	708558	717202772	TECH
PILGRIM VILLAGE	SCREEN	KULBACKS	11/4/2022	LL	19.81	708607	717202772	TECH
SAL MAGLIE	ITEM57	DELPRINCE	11/4/2022	LL	22.19	708461	717195829	BPT
SAL MAGLIE	ITEM57	DELPRINCE	11/4/2022	LL	21.41	708494	717195829	BPT
SAL MAGLIE	ITEM57	DELPRINCE	11/4/2022	LL	21.32	708556	717195829	BPT
SAL MAGLIE	ITEM57	DELPRINCE	11/4/2022	LL	20.73	708611	717195829	BPT

CARMEN M. PARISO, INC. HIRED TRUCKS -

SAL MAGLIE	ITEM57	DELPRINCE	11/4/2022	LL	22.54	708675	717195829	BPT
SAL MAGLIE	ITEM57	DELPRINCE	11/4/2022	LL	22.36	708462	717195829	BPT
SAL MAGLIE	ITEM57	DELPRINCE	11/4/2022	LL	21.79	708495	717195829	BPT
SAL MAGLIE	ITEM57	DELPRINCE	11/4/2022	LL	21.5	708555	717195829	BPT
SAL MAGLIE	ITEM57	DELPRINCE	11/4/2022	LL	21.46	708608	717195829	BPT
SAL MAGLIE	ITEM57	DELPRINCE	11/4/2022	LL	22.39	708674	717195829	BPT
SAL MAGLIE	ITEM57	DELPRINCE	11/4/2022	LL	23.21	708456	717195829	LLOYD
SAL MAGLIE	ITEM57	DELPRINCE	11/4/2022	LL	22.66	708484	717195829	LLOYD
SAL MAGLIE	ITEM57	DELPRINCE	11/4/2022	LL	23.35	708528	717195829	LLOYD
SAL MAGLIE	ITEM57	DELPRINCE	11/4/2022	LL	22.36	708577	717195829	LLOYD
SAL MAGLIE	ITEM57	DELPRINCE	11/4/2022	LL	22.68	708628	717195829	LLOYD
SAL MAGLIE	ITEM57	DELPRINCE	11/4/2022	LL	23.16	708685	717195829	LLOYD
SAL MAGLIE	ITEM57	DELPRINCE	11/4/2022	LL	22.88	708455	717195829	LLOYD
SAL MAGLIE	ITEM57	DELPRINCE	11/4/2022	LL	22.39	708483	717195829	LLOYD
SAL MAGLIE	ITEM57	DELPRINCE	11/4/2022	LL	22.80	708529	717195829	LLOYD
SAL MAGLIE	ITEM57	DELPRINCE	11/4/2022	LL	22.29	708579	717195829	LLOYD
SAL MAGLIE	ITEM57	DELPRINCE	11/4/2022	LL	23.18	708625	717195829	LLOYD
SAL MAGLIE	ITEM57	DELPRINCE	11/4/2022	LL	23.43	708677	717195829	LLOYD
SAL MAGLIE	ITEM57	DELPRINCE	11/4/2022	LL	39.25	708459	717195829	PLI
SAL MAGLIE	ITEM57	DELPRINCE	11/4/2022	LL	39.6	708492	717195829	PLI
SAL MAGLIE	ITEM57	DELPRINCE	11/4/2022	LL	37.91	708553	717195829	PLI
SAL MAGLIE	ITEM57	DELPRINCE	11/4/2022	LL	38.28	708605	717195829	PLI
SAL MAGLIE	ITEM57	DELPRINCE	11/4/2022	LL	39.44	708669	717195829	PLI
SAL MAGLIE	ITEM57	DELPRINCE	11/4/2022	LL	39.14	708458	717195829	PLI
SAL MAGLIE	ITEM57	DELPRINCE	11/4/2022	LL	39.98	708491	717195829	PLI
SAL MAGLIE	ITEM57	DELPRINCE	11/4/2022	LL	38.43	708551	717195829	PLI
SAL MAGLIE	ITEM57	DELPRINCE	11/4/2022	LL	38.93	708604	717195829	PLI
SAL MAGLIE	ITEM57	DELPRINCE	11/4/2022	LL	38.78	708672	717195829	PLI
SAL MAGLIE	ITEM57	DELPRINCE	11/4/2022	LL	19.3	708591	717195829	JJ
SAL MAGLIE	ITEM57	DELPRINCE	11/4/2022	LL	21.13	708637	717195829	JJ
SAL MAGLIE	ITEM57	DELPRINCE	11/4/2022	LL	21.1	708691	717195829	JJ
SAL MAGLIE	ITEM57	DELPRINCE	11/4/2022	LL	38.83	708473	717195829	BEYER
SAL MAGLIE	ITEM57	DELPRINCE	11/4/2022	LL	37.61	708537	717195829	BEYER
SAL MAGLIE	ITEM57	DELPRINCE	11/4/2022	LL	39.12	708593	717195829	BEYER
SAL MAGLIE	ITEM57	DELPRINCE	11/4/2022	LL	38.08	708646	717195829	BEYER
SAL MAGLIE	ITEM57	DELPRINCE	11/4/2022	LL	37.95	708704	717195829	BEYER
SAL MAGLIE	ITEM57	DELPRINCE	11/4/2022	LL	20.11	707610	717195829	KWH
SAL MAGLIE	ITEM57	DELPRINCE	11/4/2022	LL	20.31	708671	717195829	KWH
SAL MAGLIE	ITEM57	DELPRINCE	11/7/2022	LL	20.06	708746	717202773	BPT
SAL MAGLIE	ITEM57	DELPRINCE	11/7/2022	LL	19.77	708811	717202773	BPT
SAL MAGLIE	ITEM57	DELPRINCE	11/7/2022	LL	18.73	708880	717202773	BPT
SAL MAGLIE	ITEM57	DELPRINCE	11/7/2022	LL	19.44	708945	717202773	BPT
SAL MAGLIE	ITEM57	DELPRINCE	11/7/2022	LL	19.55	709007	717202773	BPT
SAL MAGLIE	ITEM57	DELPRINCE	11/7/2022	LL	19.52	709074	717202773	BPT
SAL MAGLIE	ITEM57	DELPRINCE	11/7/2022	LL	20.59	708756	717202773	BPT
SAL MAGLIE	ITEM57	DELPRINCE	11/7/2022	LL	19.72	708812	717202773	BPT
SAL MAGLIE	ITEM57	DELPRINCE	11/7/2022	LL	19.51	708870	717202773	BPT
SAL MAGLIE	ITEM57	DELPRINCE	11/7/2022	LL	19.21	708944	717202773	BPT
SAL MAGLIE	ITEM57	DELPRINCE	11/7/2022	LL	19.59	709006	717202773	BPT
SAL MAGLIE	ITEM57	DELPRINCE	11/7/2022	LL	18.47	709072	717202773	BPT
SAL MAGLIE	ITEM57	DELPRINCE	11/7/2022	LL	21.84	708754	717202773	BPT
SAL MAGLIE	ITEM57	DELPRINCE	11/7/2022	LL	21.67	708816	717202773	BPT
SAL MAGLIE	ITEM57	DELPRINCE	11/7/2022	LL	21.29	708886	717202773	BPT
SAL MAGLIE	ITEM57	DELPRINCE	11/7/2022	LL	21.71	708951	717202773	BPT
SAL MAGLIE	ITEM57	DELPRINCE	11/7/2022	LL	21.8	709018	717202773	BPT
SAL MAGLIE	ITEM57	DELPRINCE	11/7/2022	LL	21.95	709086	717202773	BPT
SAL MAGLIE	ITEM57	DELPRINCE	11/7/2022	LL	20.46	708745	717202773	BPT
SAL MAGLIE	ITEM57	DELPRINCE	11/7/2022	LL	20.65	708795	717202773	BPT
SAL MAGLIE	ITEM57	DELPRINCE	11/7/2022	LL	19.72	708851	717202773	BPT
SAL MAGLIE	ITEM57	DELPRINCE	11/7/2022	LL	20.27	708924	717202773	BPT
SAL MAGLIE	ITEM57	DELPRINCE	11/7/2022	LL	20.32	708983	717202773	BPT
SAL MAGLIE	ITEM57	DELPRINCE	11/7/2022	LL	20.54	709037	717202773	BPT
SAL MAGLIE	ITEM57	DELPRINCE	11/7/2022	LL	20.6	709092	717202773	BPT
SAL MAGLIE	ITEM57	DELPRINCE	11/7/2022	LL	22.6	708749	717202773	LLOYD
SAL MAGLIE	ITEM57	DELPRINCE	11/7/2022	LL	22.23	708791	717202773	LLOYD
SAL MAGLIE	ITEM57	DELPRINCE	11/7/2022	LL	22.06	708844	717202773	LLOYD
SAL MAGLIE	ITEM57	DELPRINCE	11/7/2022	LL	22.45	708909	717202773	LLOYD
SAL MAGLIE	ITEM57	DELPRINCE	11/7/2022	LL	22.07	708969	717202773	LLOYD
SAL MAGLIE	ITEM57	DELPRINCE	11/7/2022	LL	21.86	709031	717202773	LLOYD

CARMEN M. PARISO, INC. HIRED TRUCKS -

SAL MAGLIE	ITEM57	DELPRINCE	11/7/2022	LL	21.83	709095	717202773	LLOYD
SAL MAGLIE	ITEM57	DELPRINCE	11/7/2022	LL	22.96	708742	717202773	LLOYD
SAL MAGLIE	ITEM57	DELPRINCE	11/7/2022	LL	22.63	708782	717202773	LLOYD
SAL MAGLIE	ITEM57	DELPRINCE	11/7/2022	LL	22.61	708838	717202773	LLOYD
SAL MAGLIE	ITEM57	DELPRINCE	11/7/2022	LL	22.33	708905	717202773	LLOYD
SAL MAGLIE	ITEM57	DELPRINCE	11/7/2022	LL	23.32	708956	717202773	LLOYD
SAL MAGLIE	ITEM57	DELPRINCE	11/7/2022	LL	23.03	709020	717202773	LLOYD
SAL MAGLIE	ITEM57	DELPRINCE	11/7/2022	LL	23.24	709085	717202773	LLOYD
SAL MAGLIE	ITEM57	DELPRINCE	11/7/2022	LL	23.03	708743	717202773	LLOYD
SAL MAGLIE	ITEM57	DELPRINCE	11/7/2022	LL	22.92	708784	717202773	LLOYD
SAL MAGLIE	ITEM57	DELPRINCE	11/7/2022	LL	22.89	708843	717202773	LLOYD
SAL MAGLIE	ITEM57	DELPRINCE	11/7/2022	LL	23.00	708906	717202773	LLOYD
SAL MAGLIE	ITEM57	DELPRINCE	11/7/2022	LL	22.57	708961	717202773	LLOYD
SAL MAGLIE	ITEM57	DELPRINCE	11/7/2022	LL	22.87	709029	717202773	LLOYD
SAL MAGLIE	ITEM57	DELPRINCE	11/7/2022	LL	22.81	709088	717202773	LLOYD
SAL MAGLIE	ITEM57	DELPRINCE	11/7/2022	LL	21.35	708763	717202773	PLI
SAL MAGLIE	ITEM57	DELPRINCE	11/7/2022	LL	22.4	708759	717202773	CJK
SAL MAGLIE	ITEM57	DELPRINCE	11/7/2022	LL	21.71	708814	717202773	CJK
SAL MAGLIE	ITEM57	DELPRINCE	11/7/2022	LL	21.03	708883	717202773	CJK
SAL MAGLIE	ITEM57	DELPRINCE	11/7/2022	LL	21.64	708952	717202773	CJK
SAL MAGLIE	ITEM57	DELPRINCE	11/7/2022	LL	21.65	709011	717202773	CJK
SAL MAGLIE	ITEM57	DELPRINCE	11/7/2022	LL	21.54	709075	717202773	CJK
SAL MAGLIE	ITEM57	DELPRINCE	11/7/2022	LL	22.00	708760	717202773	CJK
SAL MAGLIE	ITEM57	DELPRINCE	11/7/2022	LL	21.6	708813	717202773	CJK
SAL MAGLIE	ITEM57	DELPRINCE	11/7/2022	LL	21.22	708871	717202773	CJK
SAL MAGLIE	ITEM57	DELPRINCE	11/7/2022	LL	21.72	708935	717202773	CJK
SAL MAGLIE	ITEM57	DELPRINCE	11/7/2022	LL	20.68	709001	717202773	CJK
SAL MAGLIE	ITEM57	DELPRINCE	11/7/2022	LL	21.29	709070	717202773	CJK
SAL MAGLIE	ITEM57	DELPRINCE	11/7/2022	LL	20.02	708831	717202773	LARABA
SAL MAGLIE	ITEM57	DELPRINCE	11/7/2022	LL	22.82	708918	717202773	LARABA
SAL MAGLIE	ITEM57	DELPRINCE	11/7/2022	LL	23.01	708984	717202773	LARABA
SAL MAGLIE	ITEM57	DELPRINCE	11/7/2022	LL	22.11	709051	717202773	LARABA
SAL MAGLIE	ITEM57	DELPRINCE	11/7/2022	LL	22.72	709126	717202773	LARABA
PILGRIM VILLAGE	SCREEN	KULBACKS	11/7/2022	LL	19.1	708777	717215026	BROWNS
PILGRIM VILLAGE	SCREEN	KULBACKS	11/7/2022	LL	20.44	708907	717215026	BROWNS
PILGRIM VILLAGE	SCREEN	KULBACKS	11/7/2022	LL	20.52	708991	717215026	BROWNS
PILGRIM VILLAGE	SCREEN	KULBACKS	11/7/2022	LL	20.53	709071	717215026	BROWNS
PILGRIM VILLAGE	SCREEN	KULBACKS	11/7/2022	LL	20.95	708774	717215026	BROWNS
PILGRIM VILLAGE	SCREEN	KULBACKS	11/7/2022	LL	20.67	708908	717215026	BROWNS
PILGRIM VILLAGE	SCREEN	KULBACKS	11/7/2022	LL	20.74	708990	717215026	BROWNS
PILGRIM VILLAGE	SCREEN	KULBACKS	11/7/2022	LL	21.14	709068	717215026	BROWNS
PILGRIM VILLAGE	SCREEN	KULBACKS	11/7/2022	LL	22.41	708755	717215026	BRENON
PILGRIM VILLAGE	SCREEN	KULBACKS	11/7/2022	LL	22.68	708826	717215026	BRENON
PILGRIM VILLAGE	SCREEN	KULBACKS	11/7/2022	LL	22.45	708943	717215026	BRENON
PILGRIM VILLAGE	SCREEN	KULBACKS	11/7/2022	LL	22.4	709019	717215026	BRENON
PILGRIM VILLAGE	SCREEN	KULBACKS	11/7/2022	LL	22.22	709106	717215026	BRENON
SAL MAGLIE	ITEM57	DELPRINCE	11/8/2022	LL	20.33	709162	717209321	BPT
SAL MAGLIE	ITEM57	DELPRINCE	11/8/2022	LL	19.88	709219	717209321	BPT
SAL MAGLIE	ITEM57	DELPRINCE	11/8/2022	LL	22.09	709155	717209321	BPT
SAL MAGLIE	ITEM57	DELPRINCE	11/8/2022	LL	21.78	709210	717209321	BPT
SAL MAGLIE	ITEM57	DELPRINCE	11/8/2022	LL	22.15	709265	717209321	BPT
SAL MAGLIE	ITEM57	DELPRINCE	11/8/2022	LL	22.16	709341	717209321	BPT
SAL MAGLIE	ITEM57	DELPRINCE	11/8/2022	LL	21.77	709403	717209321	BPT
SAL MAGLIE	ITEM57	DELPRINCE	11/8/2022	LL	21.07	709471	717209321	BPT
SAL MAGLIE	ITEM57	DELPRINCE	11/8/2022	LL	22.66	709156	717209321	BPT
SAL MAGLIE	ITEM57	DELPRINCE	11/8/2022	LL	22.11	709212	717209321	BPT
SAL MAGLIE	ITEM57	DELPRINCE	11/8/2022	LL	21.63	709285	717209321	BPT
SAL MAGLIE	ITEM57	DELPRINCE	11/8/2022	LL	21.59	709357	717209321	BPT
SAL MAGLIE	ITEM57	DELPRINCE	11/8/2022	LL	21.59	709414	717209321	BPT
SAL MAGLIE	ITEM57	DELPRINCE	11/8/2022	LL	21.87	709483	717209321	BPT
SAL MAGLIE	ITEM57	DELPRINCE	11/8/2022	LL	20.47	709166	717209321	JJ
SAL MAGLIE	ITEM57	DELPRINCE	11/8/2022	LL	20.4	709208	717209321	JJ
SAL MAGLIE	ITEM57	DELPRINCE	11/8/2022	LL	20.39	709254	717209321	JJ
SAL MAGLIE	ITEM57	DELPRINCE	11/8/2022	LL	20.23	709327	717209321	JJ
SAL MAGLIE	ITEM57	DELPRINCE	11/8/2022	LL	19.98	709384	717209321	JJ
SAL MAGLIE	ITEM57	DELPRINCE	11/8/2022	LL	18.87	709435	717209321	JJ
SAL MAGLIE	ITEM57	DELPRINCE	11/8/2022	LL	19.44	709492	717209321	JJ
SAL MAGLIE	ITEM57	DELPRINCE	11/8/2022	LL	22.41	709164	717209321	CJK
SAL MAGLIE	ITEM57	DELPRINCE	11/8/2022	LL	22.44	709223	717209321	CJK

CARMEN M. PARISO, INC. HIRED TRUCKS -

SAL MAGLIE	ITEM57	DELPRINCE	11/8/2022	LL	22.31	709287	717209321	CJK
SAL MAGLIE	ITEM57	DELPRINCE	11/8/2022	LL	21.9	709353	717209321	CJK
SAL MAGLIE	ITEM57	DELPRINCE	11/8/2022	LL	21.4	709404	717209321	CJK
SAL MAGLIE	ITEM57	DELPRINCE	11/8/2022	LL	21.69	709463	717209321	CJK
SAL MAGLIE	ITEM57	DELPRINCE	11/8/2022	LL	22.05	709525	717209321	CJK
SAL MAGLIE	ITEM57	DELPRINCE	11/8/2022	LL	19.9	709163	717209321	GAM
SAL MAGLIE	ITEM57	DELPRINCE	11/8/2022	LL	21.1	709216	717209321	GAM
SAL MAGLIE	ITEM57	DELPRINCE	11/8/2022	LL	20.86	709260	717209321	GAM
SAL MAGLIE	ITEM57	DELPRINCE	11/8/2022	LL	19.74	709333	717209321	GAM
SAL MAGLIE	ITEM57	DELPRINCE	11/8/2022	LL	21.18	709385	717209321	GAM
SAL MAGLIE	ITEM57	DELPRINCE	11/8/2022	LL	19.94	709439	717209321	GAM
SAL MAGLIE	ITEM57	DELPRINCE	11/8/2022	LL	20.39	709497	717209321	GAM
SAL MAGLIE	ITEM57	DELPRINCE	11/8/2022	LL	21.07	709160	717209321	MARRAN
SAL MAGLIE	ITEM57	DELPRINCE	11/8/2022	LL	21.37	709217	717209321	MARRAN
SAL MAGLIE	ITEM57	DELPRINCE	11/8/2022	LL	20.21	709262	717209321	MARRAN
SAL MAGLIE	ITEM57	DELPRINCE	11/8/2022	LL	21.36	709328	717209321	MARRAN
SAL MAGLIE	ITEM57	DELPRINCE	11/8/2022	LL	20.42	709389	717209321	MARRAN
SAL MAGLIE	ITEM57	DELPRINCE	11/8/2022	LL	20.22	709442	717209321	MARRAN
SAL MAGLIE	ITEM57	DELPRINCE	11/8/2022	LL	20.18	709495	717209321	MARRAN
SAL MAGLIE	ITEM57	DELPRINCE	11/8/2022	LL	22.2	709159	717209321	MARRAN
SAL MAGLIE	ITEM57	DELPRINCE	11/8/2022	LL	21.68	709215	717209321	MARRAN
SAL MAGLIE	ITEM57	DELPRINCE	11/8/2022	LL	21.25	709264	717209321	MARRAN
SAL MAGLIE	ITEM57	DELPRINCE	11/8/2022	LL	21.76	709332	717209321	MARRAN
PILGRIM VILLAGE	SCREEN	KULBACKS	11/8/2022	LL	19.75	709161	717215026	BPT
PILGRIM VILLAGE	SCREEN	KULBACKS	11/8/2022	LL	19.34	709225	717215026	BPT
PILGRIM VILLAGE	SCREEN	KULBACKS	11/8/2022	LL	19.82	709304	717215026	BPT
PILGRIM VILLAGE	SCREEN	KULBACKS	11/8/2022	LL	19.66	709396	717215026	BPT
PILGRIM VILLAGE	SCREEN	KULBACKS	11/8/2022	LL	19.82	709493	717215026	BPT
PILGRIM VILLAGE	SCREEN	KULBACKS	11/8/2022	LL	20.09	709158	717215026	BPT
PILGRIM VILLAGE	SCREEN	KULBACKS	11/8/2022	LL	20.27	709227	717215026	BPT
PILGRIM VILLAGE	SCREEN	KULBACKS	11/8/2022	LL	20.21	709303	717215026	BPT
PILGRIM VILLAGE	SCREEN	KULBACKS	11/8/2022	LL	20.25	709395	717215026	BPT
PILGRIM VILLAGE	SCREEN	KULBACKS	11/8/2022	LL	20.45	709470	717215026	BPT
PILGRIM VILLAGE	SCREEN	KULBACKS	11/8/2022	LL	20.86	709173	717215026	TECH
PILGRIM VILLAGE	SCREEN	KULBACKS	11/8/2022	LL	21.46	709242	717215026	TECH
PILGRIM VILLAGE	SCREEN	KULBACKS	11/8/2022	LL	20.87	709320	717215026	TECH
PILGRIM VILLAGE	SCREEN	KULBACKS	11/8/2022	LL	21.17	709400	717215026	TECH
PILGRIM VILLAGE	SCREEN	KULBACKS	11/8/2022	LL	20.79	709467	717215026	TECH
PILGRIM VILLAGE	SCREEN	KULBACKS	11/8/2022	LL	19.37	709172	717215026	TECH
PILGRIM VILLAGE	SCREEN	KULBACKS	11/8/2022	LL	19.37	709241	717215026	TECH
PILGRIM VILLAGE	SCREEN	KULBACKS	11/8/2022	LL	19.77	709319	717215026	TECH
PILGRIM VILLAGE	SCREEN	KULBACKS	11/8/2022	LL	19.91	709399	717215026	TECH
PILGRIM VILLAGE	SCREEN	KULBACKS	11/8/2022	LL	19.65	709465	717215026	TECH
PILGRIM VILLAGE	CR2	KULBACKS	11/9/2022	LL	22.13	709547	717215026	BPT
PILGRIM VILLAGE	CR2	KULBACKS	11/9/2022	LL	22.28	709616	717215026	BPT
PILGRIM VILLAGE	CR2	KULBACKS	11/9/2022	LL	22.29	709714	717215026	BPT
PILGRIM VILLAGE	CR2	KULBACKS	11/9/2022	LL	20.87	709800	717215026	BPT
PILGRIM VILLAGE	CR2	KULBACKS	11/9/2022	LL	21.87	709891	717215026	BPT
PILGRIM VILLAGE	CR2	KULBACKS	11/9/2022	LL	20.88	709550	717215026	TECH
PILGRIM VILLAGE	CR2	KULBACKS	11/9/2022	LL	21.29	709617	717215026	TECH
PILGRIM VILLAGE	CR2	KULBACKS	11/9/2022	LL	21.05	709710	717215026	TECH
PILGRIM VILLAGE	CR2	KULBACKS	11/9/2022	LL	21.14	709785	717215026	TECH
PILGRIM VILLAGE	CR2	KULBACKS	11/9/2022	LL	22.88	709860	717215026	TECH
					October Total (tons)		6390.22	
					Total Sum (tons)		75076.52	
					Pilgrim Family Total (59%) 44,295.15 tons			

APPENDIX C

DAILY FIELD REPORTS - AIR MONITORING DATA - PROGRESS PHOTOGRAPHS

BRYDGES ENGINEERING
IN ENVIRONMENT AND ENERGY, DPC

960 Busti Ave.
Buffalo, New York 14213

BRYDGES ENGINEERING
IN ENVIRONMENT AND ENERGY, DPC

DAILY FIELD REPORT

Date:	Wednesday, January 26, 2022
Site Name:	Pilgrim Village-Family Site
Location:	1100 Michigan Ave., Buffalo
Contractor-Subcontrators:	Kulbacks - ETS, Woodsmith Fence
AMD Environmental	
Weather Conditions:	Light Snow 13 Deg F Wind: E 8mph

Description of Work Performed:

Kulback's mobilized. Working on snow removal. Subcontractors onsite cutting down trees and installing fence.

ETS Loading trees to dumpster for removal.

No Excavation taking place so dust monitors were not set up. No visible dust present.

(Use attached sheet for additional work description)

Problems/Observations Noted:
None

Health and Safety Monitoring:
None

Contractor Work Force: Kulbacks 2 operators, 1 laborer

ETS: 2operators, 2 laborers; Woodsmith: 1 Foreman, 3 laborers

Contractor Equipment: Kulbacks 2 excavators, 1 dozer, 1 skidsteer

ETS: 1 Excavator

Attachments:	Daily Photolog
Inspector's Name:	Libby Broderick

Photo Log

Site: Pilgrim Village-Family Site **Date:** Wednesday, January 26, 2022

Tree cutting and snow removal

Tree cutting and snow removal

Tree cutting and snow removal

Tree cutting and snow removal

960 Busti Ave.
Buffalo, New York 14213

BRYDGES ENGINEERING
IN ENVIRONMENT AND ENERGY, DPC

DAILY FIELD REPORT

Date:	Thursday, January 27, 2022
Site Name:	Pilgrim Village-Family Site
Location:	1100 Michigan Ave., Buffalo
Contractor-Subcontrators:	Kulbacks - ETS, Woodsmith Fence
AMD Environmental	
Weather Conditions:	Sunny 13 Deg F Wind: S 18mph

Description of Work Performed:

Kulback's moving snow. After lunch began removing stumps and consolidating

ETS chipping trees onsite.

Dust Monitors were set up at 11:00am. No visible dust present.

(Use attached sheet for additional work description)

Problems/Observations Noted:
None

Health and Safety Monitoring:
None

Contractor Work Force: Kulbacks 2 operators, 1 laborer

ETS: 2operators, 2 laborers; Woodsmith: 1 Foreman, 3 laborers

Contractor Equipment: Kulbacks 2 excavators, 1 dozer, 1 skidsteer

ETS: 1 Excavator

Attachments: Daily Photolog, Air Monitoring Report

Inspector's Name: Libby Broderick

Photo Log

Site: Pilgrim Village-Family Site **Date:** Thursday, January 27, 2022

Trees cleared and temp fence installed

Stockpiled trees

Trees cleared and temp fence installed

Stump Removal

Site Name: Pilgrim Village-Family Site **Date:** Thursday, January 27, 2022

Upwind Data	
Time	PM10 15min Average (µg/m³)
1/27/2022 11:10	6.5
1/27/2022 11:20	5
1/27/2022 11:30	6.4
1/27/2022 11:40	7.9
1/27/2022 11:50	6.2
1/27/2022 12:00	7.2
1/27/2022 12:10	5.7
1/27/2022 12:20	5.7
1/27/2022 12:30	6.4
1/27/2022 12:40	6.3
1/27/2022 12:50	4.6
1/27/2022 13:00	5.5
1/27/2022 13:10	3.2
1/27/2022 13:20	4
1/27/2022 13:30	5.1
1/27/2022 13:40	4.5
1/27/2022 13:50	5.3
1/27/2022 14:00	6
1/27/2022 14:10	6.5
1/27/2022 14:20	5.5
1/27/2022 14:30	3.6
1/27/2022 14:40	3.6
1/27/2022 14:50	3.4

Site Name: Pilgrim Village-Family Site **Date:** Thursday, January 27, 2022

Downwind Data	
Time	PM10 15min Average (µg/m³)
1/27/2022 11:10	40
1/27/2022 11:20	11.3
1/27/2022 11:30	9.2
1/27/2022 11:40	7.3
1/27/2022 11:50	7.8
1/27/2022 12:00	7.8
1/27/2022 12:10	8.5
1/27/2022 12:20	9.3
1/27/2022 12:30	16.2
1/27/2022 12:40	16.4
1/27/2022 12:50	9.9
1/27/2022 13:00	7.7
1/27/2022 13:10	5.9
1/27/2022 13:20	12.4
1/27/2022 13:30	9.3
1/27/2022 13:40	8.4
1/27/2022 13:50	5.8
1/27/2022 14:00	7.9
1/27/2022 14:10	6.8
1/27/2022 14:20	5.3
1/27/2022 14:30	4.7
1/27/2022 14:40	4.7
1/27/2022 14:50	4.3

960 Busti Ave.
Buffalo, New York 14213

DAILY FIELD REPORT

Date:	Friday, January 28, 2022
Site Name:	Pilgrim Village-Family Site
Location:	1100 Michigan Ave., Buffalo
Contractor-Subcontrators:	Kulbacks - ETS
AMD Environmental	
Weather Conditions:	Lt. Snow 17 Deg F Wind: N 14mph

Description of Work Performed:

Kulback's moving and stockpiling snow. Began cutting down the berm and removing sidewalk on east side of site near Michigan Ave. Stockpiling material.

ETS chipping trees onsite.

Dust Monitors were set up. No visible dust present.

(Use attached sheet for additional work description)

Problems/Observations Noted:
None

Health and Safety Monitoring:
None

Contractor Work Force:	Kulbacks 2 operators, 1 laborer
ETS: 2operators, 2 laborers; Woodsmith: 1 Foreman, 3 laborers	
Contractor Equipment:	Kulbacks 2 excavators, 1 dozer, 1 skidsteer
	ETS: 1 Excavator
Attachments:	Photolog, Air Monitoring Report, Work Location Map
Inspector's Name:	Libby Broderick

Photo Log

Site: Pilgrim Village-Family Site

Date: Friday, January 28, 2022

Trees chipped and stockpiled on-site. Looking west.

Cutting berm on east side of family site and stockpiling material. Looking north.

Cutting berm on east side of family site and stockpiling material. Looking south.

Stump Removal. Looking east.

Site Name: Pilgrim Village-Family Site **Date:** Friday, January 28, 2022

Upwind Data

Time	PM10 15min Average (µg/m³)
1/28/2022 8:10	7
1/28/2022 8:20	5
1/28/2022 8:30	3.4
1/28/2022 8:40	2.8
1/28/2022 8:50	7.1
1/28/2022 9:00	5.7
1/28/2022 9:10	5.7
1/28/2022 9:20	5.7
1/28/2022 9:30	6.8
1/28/2022 9:40	9.1
1/28/2022 9:50	2.4
1/28/2022 10:00	5.5
1/28/2022 10:10	3
1/28/2022 10:20	5.1
1/28/2022 10:30	6
1/28/2022 10:40	7.4
1/28/2022 10:50	10.1
1/28/2022 11:00	10.4
1/28/2022 11:10	5.8
1/28/2022 11:20	7.2
1/28/2022 11:30	3.8
1/28/2022 11:40	3.6
1/28/2022 11:50	3.4
1/28/2022 12:00	5.4
1/28/2022 12:10	3
1/28/2022 12:20	7.1
1/28/2022 12:30	5
1/28/2022 12:40	2
1/28/2022 12:50	6.2
1/28/2022 13:00	4.8
1/28/2022 13:10	9.2
1/28/2022 13:20	4.1
1/28/2022 13:30	8.2
1/28/2022 13:40	5.5
1/28/2022 13:50	6
1/28/2022 14:00	3.8
1/28/2022 14:10	8.7
1/28/2022 14:20	6.9
1/28/2022 14:30	4.7
1/28/2022 14:40	5

Site Name: Pilgrim Village-Family Site **Date:** Friday, January 28, 2022

Downwind Data

Time	PM10 15min Average (µg/m³)
1/28/2022 8:10	4
1/28/2022 8:20	7.8
1/28/2022 8:30	5.1
1/28/2022 8:40	5.8
1/28/2022 8:50	6.6
1/28/2022 9:00	7
1/28/2022 9:10	9.4
1/28/2022 9:20	11.3
1/28/2022 9:30	7.6
1/28/2022 9:40	6.7
1/28/2022 9:50	4.7
1/28/2022 10:00	4.9
1/28/2022 10:10	4.5
1/28/2022 10:20	6.3
1/28/2022 10:30	8.3
1/28/2022 10:40	4.9
1/28/2022 10:50	3.8
1/28/2022 11:00	4.8
1/28/2022 11:10	4.9
1/28/2022 11:20	5.6
1/28/2022 11:30	6.5
1/28/2022 11:40	6.8
1/28/2022 11:50	4.9
1/28/2022 12:00	5.4
1/28/2022 12:10	5.5
1/28/2022 12:20	5.3
1/28/2022 12:30	5
1/28/2022 12:40	10.3
1/28/2022 12:50	10.2
1/28/2022 13:00	8.1
1/28/2022 13:10	3.7
1/28/2022 13:20	4.2
1/28/2022 13:30	4.9
1/28/2022 13:40	4.6
1/28/2022 13:50	4.9
1/28/2022 14:00	5
1/28/2022 14:10	5.4
1/28/2022 14:20	8.1
1/28/2022 14:30	8
1/28/2022 14:40	10.9
1/28/2022 14:50	9.9

BRYDGES ENGINEERING
IN ENVIRONMENT AND ENERGY, DPC

Site Name: Pilgrim Village-Family Site **Date:** Friday, January 28, 2022

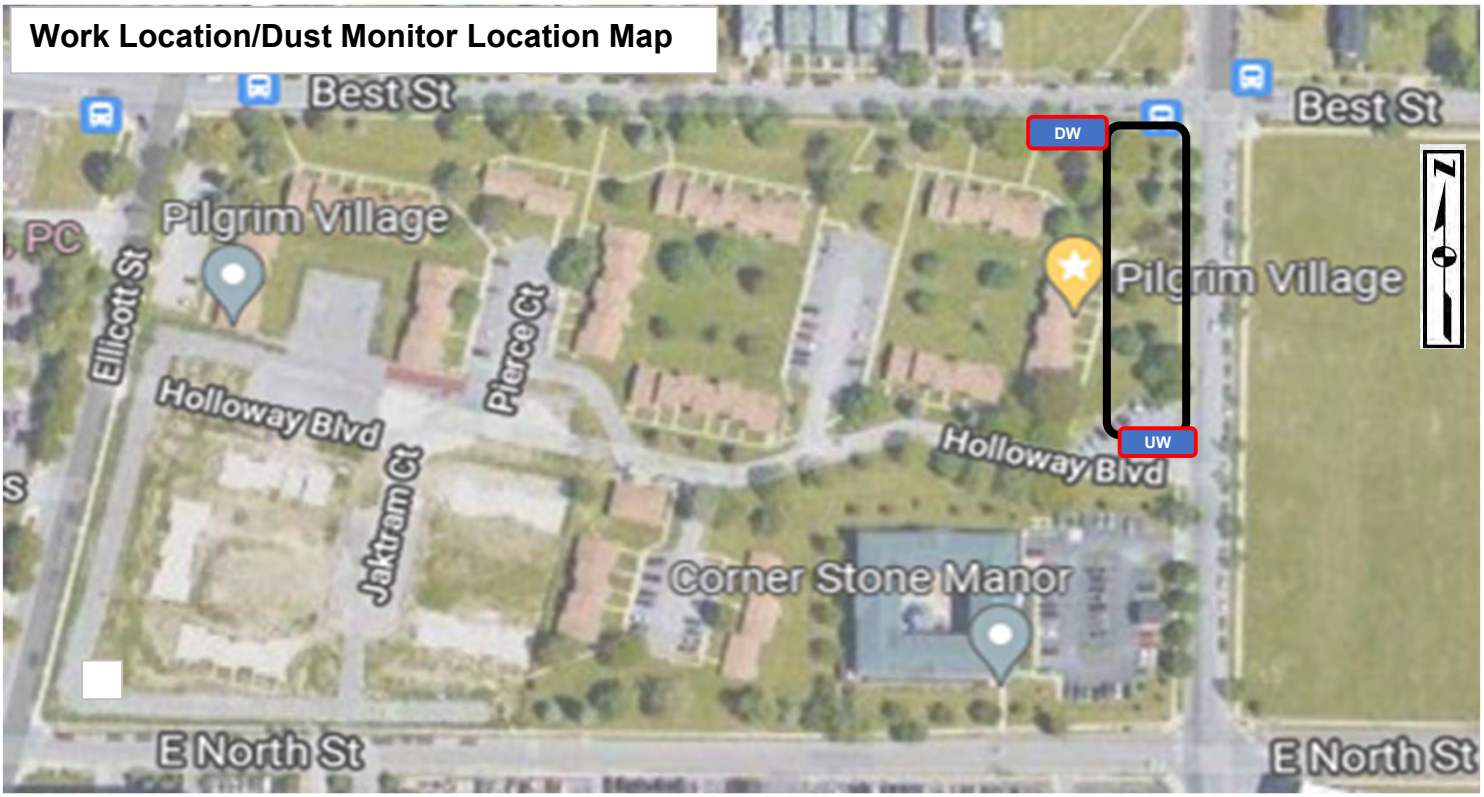

LEGEND

- UW — Dust Monitor Location (Upwind)
- DW — Dust Monitor Location (Downwind)
- Work Location

960 Busti Ave.
Buffalo, New York 14213

DAILY FIELD REPORT

Date:	Monday, January 31, 2022
Site Name:	Pilgrim Village-Family Site
Location:	1100 Michigan Ave., Buffalo
Contractor-Subcontrators:	Kulbacks - ETS
Weather Conditions:	Clear 13 Deg F Wind: S 7mph

Description of Work Performed:

Kulback's moving and stockpiling soil on south side of driveway (Holloway Blvd.)

Kulbacks' removing concrete sidewalk on east and north side of building. Hauling concrete to Swift River.

ETS chipping trees onsite. Loading chips and hauling off-site.

Dust Monitors were set up. No visible dust present.

(Use attached sheet for additional work description)

Problems/Observations Noted:
None

Health and Safety Monitoring:
None

Contractor Work Force: Kulbacks 2 operators, 1 laborer

ETS: 2operators, 2 laborers; Woodsmith: 1 Foreman, 3 laborers

Contractor Equipment: Kulbacks 2 excavators, 1 dozer, 1 skidsteer

ETS: 1 Excavator

Attachments: Daily Photolog, Air Monitoring Report, Work Location Map

Inspector's Name: Libby Broderick

BRYDGES ENGINEERING
IN ENVIRONMENT AND ENERGY, DPC

1270 Niagara Street
Buffalo, New York 14213

DAILY FIELD REPORT

Date:	Monday, January 31, 2022
Site Name:	Pilgrim Village-Family Site
Location:	1100 Michigan Ave., Buffalo

Description of Work Performed (cont):

Daily Stone Deliveries: **Lafarge - Lockport Quarry**

Truck #	Loads	Amount (Tons)
Pariso #43	2	41.55

Total Stone Delivered (Tons) 41.55

Contaminated Material Hauling:

Material	Truck #	Destination	Loads
Concrete	Pariso #43	Swift River	4

Photo Log

Site: Pilgrim Village-Family Site **Date:** Monday, January 31, 2022

Concrete from sidewalk. Looking north.

Cut out berm on east side of building. Looking north.

Loading woodchips to trailer. Looking west.

Removing sidewalk on north side of building. Looking east.

Site Name: Pilgrim Village-Family Site **Date:** Monday, January 31, 2022

Upwind Data

Time	PM10 15min Average (µg/m³)
1/31/2022 8:30	14
1/31/2022 8:40	10.5
1/31/2022 8:50	11.4
1/31/2022 9:00	10.6
1/31/2022 9:10	12
1/31/2022 9:20	14.5
1/31/2022 9:30	16.3
1/31/2022 9:40	14.1
1/31/2022 9:50	14.4
1/31/2022 10:00	14.1
1/31/2022 10:10	16
1/31/2022 10:30	18.6
1/31/2022 10:40	18.2
1/31/2022 10:50	22.5
1/31/2022 11:00	27.8
1/31/2022 11:10	27
1/31/2022 11:20	16.3
1/31/2022 11:30	14.1
1/31/2022 11:40	13.2
1/31/2022 11:50	12.8
1/31/2022 12:00	14.6
1/31/2022 12:10	11
1/31/2022 12:20	9
1/31/2022 12:30	10.8
1/31/2022 12:40	11.5
1/31/2022 12:50	7.7
1/31/2022 13:00	8.3
1/31/2022 13:10	9.2
1/31/2022 13:20	12.3
1/31/2022 13:30	13.4
1/31/2022 13:40	12.1
1/31/2022 13:50	14
1/31/2022 14:00	12.5
1/31/2022 14:10	15.5
1/31/2022 14:20	13.2
1/31/2022 14:30	15.2
1/31/2022 14:40	12.7
1/31/2022 14:50	11.1
1/31/2022 15:00	10
1/31/2022 15:10	14.1

Site Name: Pilgrim Village-Family Site **Date:** Monday, January 31, 2022

Downwind Data

Time	PM10 15min Average (µg/m³)
1/31/2022 8:40	45.6
1/31/2022 8:50	35.4
1/31/2022 9:00	38.7
1/31/2022 9:10	36.1
1/31/2022 9:20	43.4
1/31/2022 9:30	45.4
1/31/2022 9:40	40.7
1/31/2022 9:50	35.2
1/31/2022 10:00	35.5
1/31/2022 10:10	41.6
1/31/2022 10:20	49.7
1/31/2022 10:30	67.7
1/31/2022 10:40	62.2
1/31/2022 10:50	58.6
1/31/2022 11:00	65
1/31/2022 11:10	75.3
1/31/2022 11:20	50
1/31/2022 11:30	24
1/31/2022 11:40	20.2
1/31/2022 11:50	12.7
1/31/2022 12:00	15
1/31/2022 12:10	18.9
1/31/2022 12:20	17.3
1/31/2022 12:30	16
1/31/2022 12:40	13
1/31/2022 12:50	11.9
1/31/2022 13:00	11.2
1/31/2022 13:10	10.3
1/31/2022 13:20	30.3
1/31/2022 13:30	43.9
1/31/2022 13:40	41.6
1/31/2022 13:50	71
1/31/2022 14:00	72.3
1/31/2022 14:10	60.7
1/31/2022 14:20	59.2
1/31/2022 14:30	48
1/31/2022 14:40	48.8
1/31/2022 14:50	46.9
1/31/2022 15:00	42.1
1/31/2022 15:10	38.7

BRYDGES ENGINEERING
IN ENVIRONMENT AND ENERGY, DPC

Site Name: Pilgrim Village-Family Site **Date:** Monday, January 31, 2022

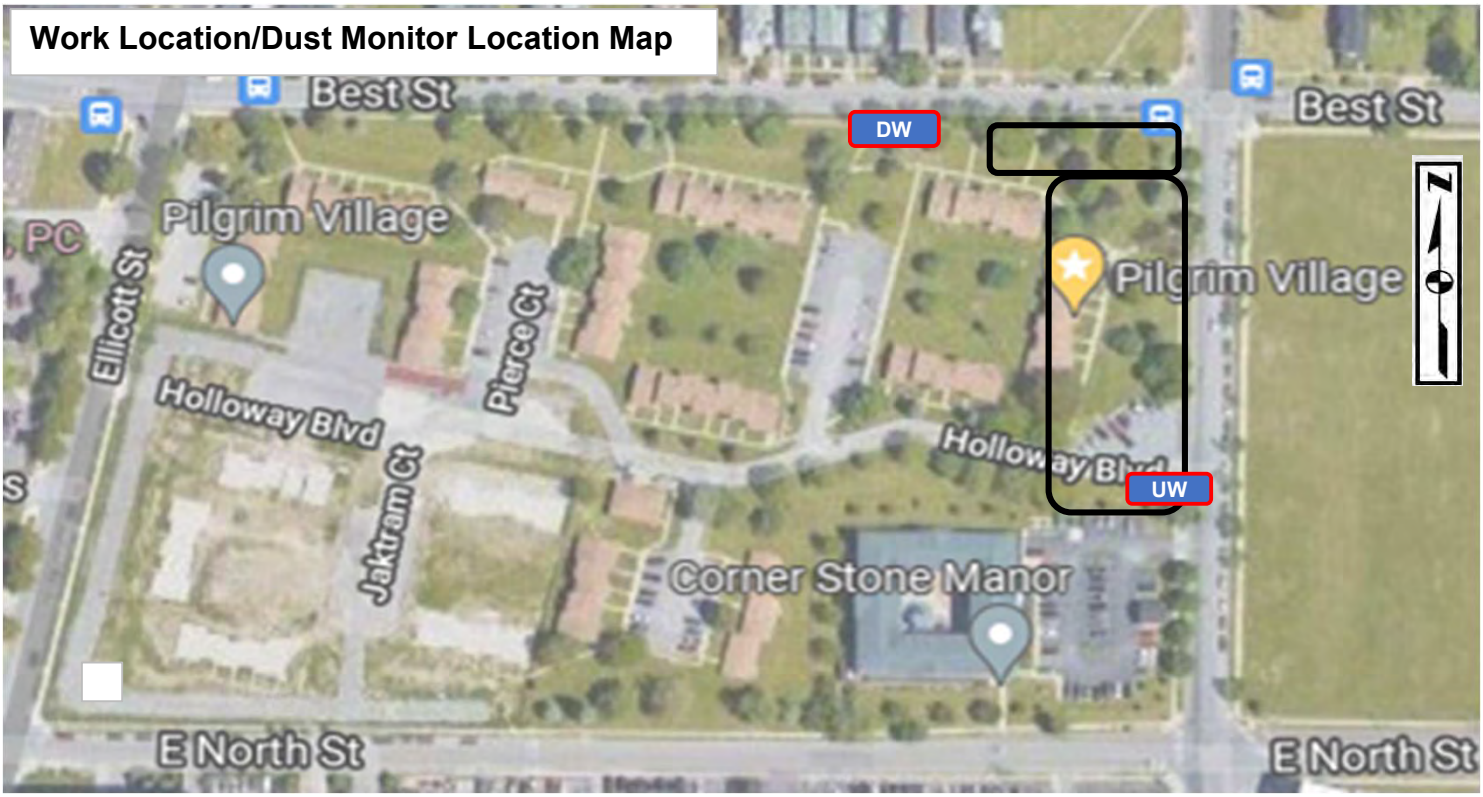

LEGEND

- UW — Dust Monitor Location (Upwind)
- DW — Dust Monitor Location (Downwind)
- Work Location

960 Busti Ave.
Buffalo, New York 14213

DAILY FIELD REPORT

Date:	Tuesday, February 1, 2022
Site Name:	Pilgrim Village-Family Site
Location:	1100 Michigan Ave., Buffalo
Contractor-Subcontrators:	Kulbacks
Weather Conditions:	Clear 22 Deg F Wind: SE 9mph

Description of Work Performed:

Kulback's is working on removing soil on the south side of Holloway Blvd.

Loading trucks with contaminated soil to haul to Tonawanda Landfill.

ETS chipping trees onsite. Loading chips and hauling off-site.

Dust Monitors were set up. No visible dust present.

(Use attached sheet for additional work description)

Problems/Observations Noted:
None

Health and Safety Monitoring:
None

Contractor Work Force: Kulbacks 2 operators, 1 laborer

ETS: 2operators, 2 laborers; Woodsmith: 1 Foreman, 3 laborers

Contractor Equipment: Kulbacks 2 excavators, 1 dozer, 1 skidsteer

ETS: 1 Excavator

Attachments: Daily Photolog, Air Monitoring Report, Work Location Map

Inspector's Name: Libby Broderick

BRYDGES ENGINEERING
IN ENVIRONMENT AND ENERGY, DPC

960 Busti Ave.
Buffalo, New York 14213

DAILY FIELD REPORT

Date:	Tuesday, February 1, 2022
Site Name:	Pilgrim Village-Family Site
Location:	1100 Michigan Ave., Buffalo

Description of Work Performed (cont):

Daily Stone Deliveries: **Lafarge - Lockport Quarry**

Truck #	Loads	Amount (Tons)

Total Stone Delivered (Tons) 0

Contaminated Material Hauling:

Material	Truck #	Destination	Loads
Nonhaz Contaminated Soil		Tonawanda LF	24

Photo Log

Site: Pilgrim Village-Family Site **Date:** Tuesday, February 1, 2022

SE Property corner. Looking west.

Excavting soil on south side of Holloway Blvd. Looking east.

Loading soil to haul to landfill. Looking north.

Excavating for temporary roadway. Looking east.

BRYDGES ENGINEERING
IN ENVIRONMENT AND ENERGY, DPC

Date: Tuesday, February 1, 2022

Site Name: Pilgrim Village-Family Site

Upwind Data

Time	PM10 15min Average (µg/m³)
2/1/2022 8:00	0.1
2/1/2022 8:10	10.4
2/1/2022 8:20	34.7
2/1/2022 8:30	37.2
2/1/2022 8:40	40
2/1/2022 8:50	37.1
2/1/2022 9:00	33.9
2/1/2022 9:10	28.9
2/1/2022 9:20	22.3
2/1/2022 9:30	18
2/1/2022 9:40	14.3
2/1/2022 9:50	15.3
2/1/2022 10:00	16
2/1/2022 10:10	16.1
2/1/2022 10:20	14
2/1/2022 10:30	14.2
2/1/2022 10:40	20.5
2/1/2022 10:50	21.8
2/1/2022 11:00	22.7
2/1/2022 11:10	29.7
2/1/2022 11:20	27.9
2/1/2022 11:30	27.9
2/1/2022 11:40	24.5
2/1/2022 11:50	23.6
2/1/2022 12:00	20.2
2/1/2022 12:10	16.9
2/1/2022 12:20	21.2
2/1/2022 12:30	20.7
2/1/2022 12:40	20
2/1/2022 12:50	17.8
2/1/2022 13:00	15.2
2/1/2022 13:10	14.1
2/1/2022 13:20	12.2
2/1/2022 13:30	11.2
2/1/2022 13:40	10.2
2/1/2022 13:50	13.7
2/1/2022 14:00	14.1
2/1/2022 14:10	16.1
2/1/2022 14:20	14.1
2/1/2022 14:30	13.3
2/1/2022 14:40	12.1
2/1/2022 14:50	13.9
2/1/2022 15:00	12.6

BRYDGES ENGINEERING
IN ENVIRONMENT AND ENERGY, DPC

Date: Tuesday, February 1, 2022

Site Name: Pilgrim Village-Family Site

Downwind Data

*****Particulate Threshold PM 10 15minute average = 100µg/m³ above background***

Time	PM10 15min Average (µg/m³)
2/1/2022 8:10	30.8
2/1/2022 8:20	24.6
2/1/2022 8:30	23
2/1/2022 8:40	21.1
2/1/2022 8:50	27.2
2/1/2022 9:00	24.9
2/1/2022 9:10	24.3
2/1/2022 9:20	21.5
2/1/2022 9:30	20.7
2/1/2022 9:40	19.9
2/1/2022 9:50	17.1
2/1/2022 10:00	17.9
2/1/2022 10:10	18
2/1/2022 10:20	18.7
2/1/2022 10:30	18.3
2/1/2022 10:40	18.7
2/1/2022 10:50	20.9
2/1/2022 11:00	24.4
2/1/2022 11:10	25.8
2/1/2022 11:20	20.9
2/1/2022 11:30	20.2
2/1/2022 11:40	18.8
2/1/2022 11:50	19.2
2/1/2022 12:00	23
2/1/2022 12:10	19.4
2/1/2022 12:20	17.6
2/1/2022 12:30	17.8
2/1/2022 12:40	18.9
2/1/2022 12:50	18.3
2/1/2022 13:00	14
2/1/2022 13:10	15.5
2/1/2022 13:20	13.7
2/1/2022 13:30	14.7
2/1/2022 13:40	15.1
2/1/2022 13:50	14.3
2/1/2022 14:00	13.4
2/1/2022 14:10	13.7
2/1/2022 14:20	14.5
2/1/2022 14:30	12.9
2/1/2022 14:40	11.9
2/1/2022 14:50	12.9
2/1/2022 15:00	11

BRYDGES ENGINEERING
IN ENVIRONMENT AND ENERGY, DPC

Site Name: Pilgrim Village-Family Site **Date:** Tuesday, February 1, 2022

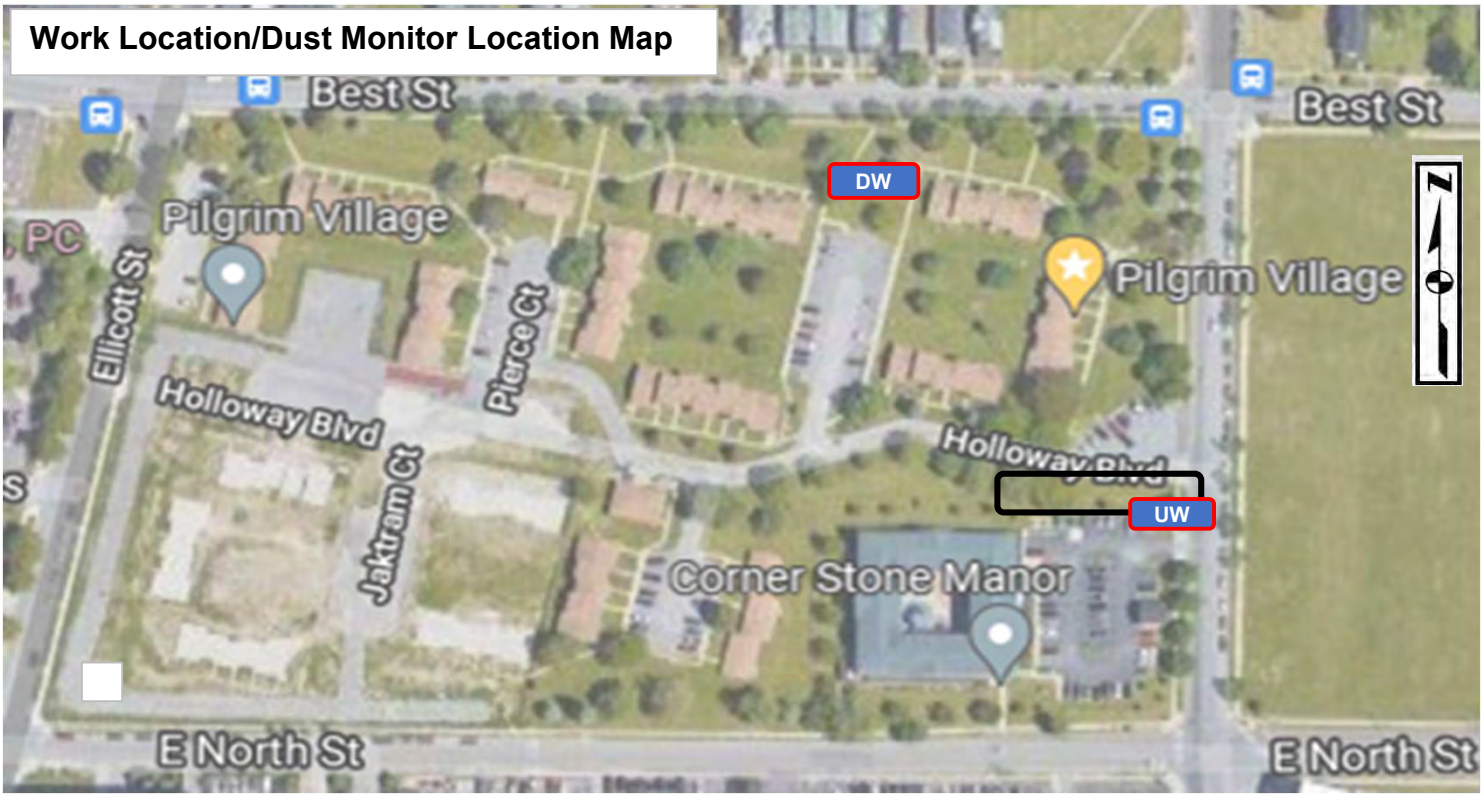

LEGEND

- UW — Dust Monitor Location (Upwind)
- DW — Dust Monitor Location (Downwind)
- Work Location

960 Busti Ave.
Buffalo, New York 14213

DAILY FIELD REPORT

Date:	Wednesday, February 2, 2022
Site Name:	Pilgrim Village-Family Site
Location:	1100 Michigan Ave., Buffalo
Contractor-Subcontrators:	Kulbacks - ETS
Weather Conditions:	Clear 35 Deg F Wind: SE 6mph

Description of Work Performed:

Kulbacks is loading trucks with soil destined for Tonawanda Landfill.

Began excavating on the south side Holloway Blvd. Cut approximately 3' to virgin material which consisted of brown sandy clay.

Took sample B-1 so that crew could install stone to create temporary driveway.

ETS was on site loading wood chips to take to Buffalo River Compost Facility (Katherine St.)

Dust Monitors were set up. No visible dust present.

(Use attached sheet for additional work description)

Problems/Observations Noted:
None

Health and Safety Monitoring:
None

Contractor Work Force: Kulbacks 2 operators, 1 laborer

ETS: 2operators, 2 laborers; Woodsmith: 1 Foreman, 3 laborers

Contractor Equipment: Kulbacks 2 excavators, 1 dozer, 1 skidsteer

ETS: 1 Excavator

Attachments: Daily Photolog, Air Monitoring Report, Work Location Map

Inspector's Name: Libby Broderick

BRYDGES ENGINEERING
IN ENVIRONMENT AND ENERGY, DPC

960 Busti Ave.
Buffalo, New York 14213

DAILY FIELD REPORT

Date:	Wednesday, February 2, 2022
Site Name:	Pilgrim Village-Family Site
Location:	1100 Michigan Ave., Buffalo

Description of Work Performed (cont):

Daily Stone Deliveries: **Lafarge - Lockport Quarry**

Truck #	Loads	Amount (Tons)
Pariso #113	5	108.08
Pariso #112	5	82.3

Total Stone Delivered (Tons) 190.38

Contaminated Material Hauling:

Material	Destination	Loads
Nonhaz Contaminated Soil	Tonawanda LF	25
Wood Chips	BRCF - Katherine St.	1

Photo Log

Site: Pilgrim Village-Family Site

Date: Wednesday, February 2, 2022

Loaded pile of soil and sent to landfill. Looking west.

Began excavating the south side of Holloway Blvd. Looking north.

Excavating south side of Holloway Blvd. Looking west.

Installing stone for temorary driveway. Looking west.

BRYDGES ENGINEERING
IN ENVIRONMENT AND ENERGY, DPC

Date: Wednesday, February 2, 2022

Site Name: Pilgrim Village-Family Site

Upwind Data

Time	PM10 15min Average (µg/m³)
2/2/2022 8:10	20.1
2/2/2022 8:20	16
2/2/2022 8:30	15.6
2/2/2022 8:40	24.8
2/2/2022 8:50	22.6
2/2/2022 9:00	18
2/2/2022 9:10	18.2
2/2/2022 9:20	19.3
2/2/2022 9:30	28.6
2/2/2022 9:40	20.5
2/2/2022 9:50	18.5
2/2/2022 10:00	22.3
2/2/2022 10:10	23.3
2/2/2022 10:20	17.4
2/2/2022 10:30	36.7
2/2/2022 10:40	28.5
2/2/2022 10:50	16.5
2/2/2022 11:00	11.2
2/2/2022 11:10	13.8
2/2/2022 11:20	20.1
2/2/2022 11:30	19
2/2/2022 11:40	16.1
2/2/2022 11:50	14.5
2/2/2022 12:00	16.5
2/2/2022 12:10	12.7
2/2/2022 12:20	12.5
2/2/2022 12:30	19.2
2/2/2022 12:40	15.9
2/2/2022 12:50	13
2/2/2022 13:00	14.4
2/2/2022 13:10	13.8
2/2/2022 13:20	16
2/2/2022 13:30	22.3
2/2/2022 13:40	28.6
2/2/2022 13:50	30.3
2/2/2022 14:00	26.1
2/2/2022 14:10	18.2
2/2/2022 14:20	20.8
2/2/2022 14:30	16.4
2/2/2022 14:40	22.3
2/2/2022 14:50	13.9
2/2/2022 15:00	7.9
2/2/2022 15:10	7.3

BRYDGES ENGINEERING
IN ENVIRONMENT AND ENERGY, DPC

Date: Wednesday, February 2, 2022

Site Name: Pilgrim Village-Family Site

Downwind Data

Time	PM10 15min Average (µg/m³)
2/2/2022 8:20	20.2
2/2/2022 8:30	17.2
2/2/2022 8:40	20.1
2/2/2022 8:50	20.3
2/2/2022 9:20	17.4
2/2/2022 9:30	16.9
2/2/2022 9:40	15.2
2/2/2022 9:50	15.1
2/2/2022 10:00	17
2/2/2022 10:10	13.2
2/2/2022 10:20	12.1
2/2/2022 10:30	14.2
2/2/2022 10:40	11.8
2/2/2022 10:50	11.3
2/2/2022 11:00	9.5
2/2/2022 11:10	10.7
2/2/2022 11:20	11.5
2/2/2022 11:30	40.7
2/2/2022 11:40	38.4
2/2/2022 11:50	10.2
2/2/2022 12:00	12.7
2/2/2022 12:10	13
2/2/2022 12:20	13.1
2/2/2022 12:30	15.5
2/2/2022 12:40	11.8
2/2/2022 12:50	10.3
2/2/2022 13:00	9.9
2/2/2022 13:10	9.8
2/2/2022 13:20	11.2
2/2/2022 13:30	12.4
2/2/2022 13:40	13.9
2/2/2022 13:50	13.9
2/2/2022 14:00	10.4
2/2/2022 14:10	9.7
2/2/2022 14:20	9.8
2/2/2022 14:30	10.1
2/2/2022 14:40	13.2
2/2/2022 14:50	12.7
2/2/2022 15:00	13.9

*****Particulate Threshold PM 10 15minute average = 100µg/m³ above background***

BRYDGES ENGINEERING
IN ENVIRONMENT AND ENERGY, DPC

Site Name: Pilgrim Village-Family Site **Date:** Wednesday, February 2, 2022

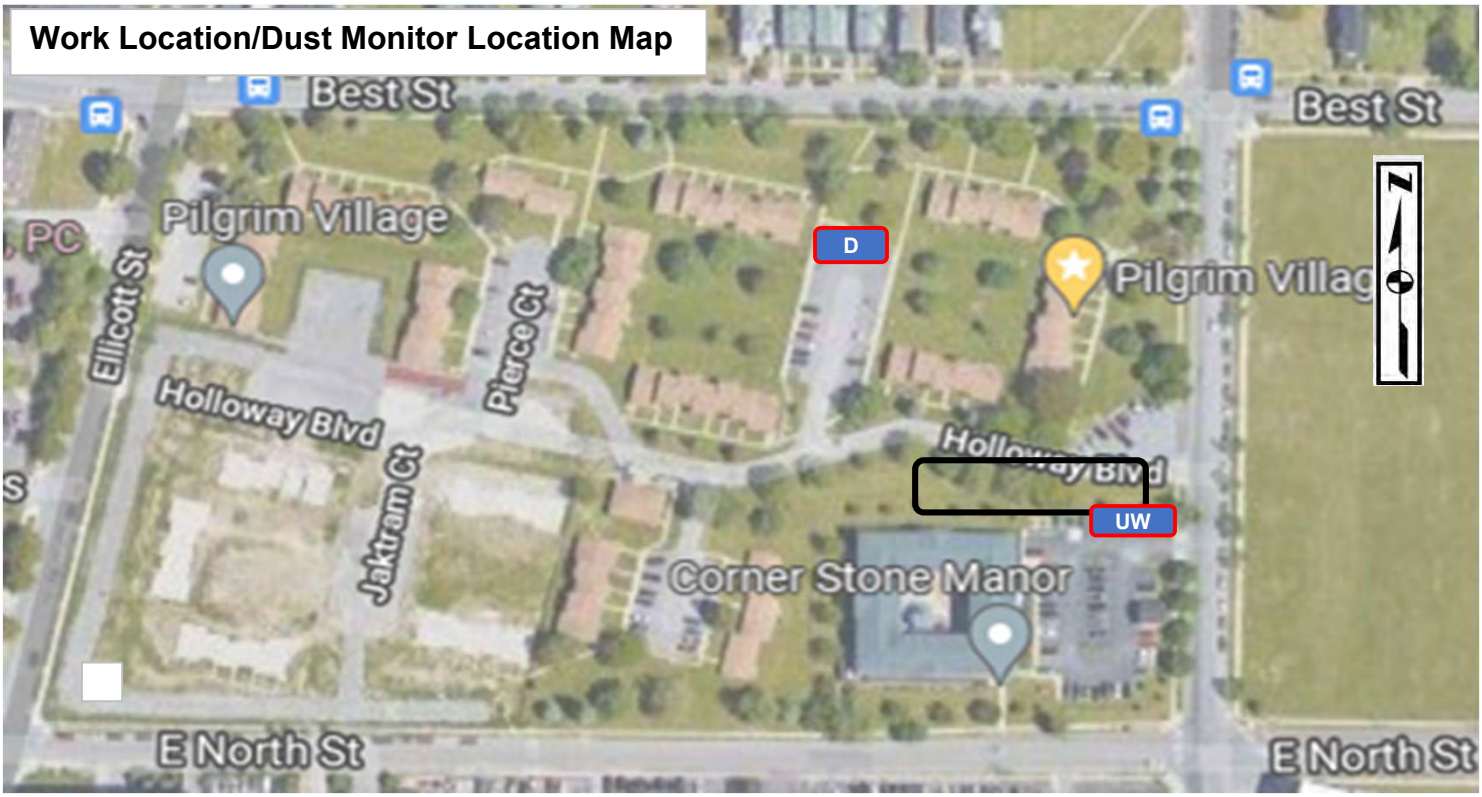

LEGEND

- UW — Dust Monitor Location (Upwind)
- DW — Dust Monitor Location (Downwind)
- Work Location

BRYDGES ENGINEERING
IN ENVIRONMENT AND ENERGY, DPC

960 Busti Ave.
Buffalo, New York 14213

DAILY FIELD REPORT

Date:	Thursday, February 3, 2022
Site Name:	Pilgrim Village-Family Site
Location:	1100 Michigan Ave., Buffalo
Contractor-Subcontrators:	Kulbacks
Weather Conditions:	Snowing 31 Deg F Wind: N 8mph

Description of Work Performed:

Excavated on the north side of Holloway Blvd, between the road and the building. Excavated approx.3' BG to virgin clay.

Heavy snow, so skid steer is moving and clearing snow.

Dust Monitors were set up. No visible dust present.

Heavy snow falling, so crew finished at 2:15pm.

No material hauled in or out.

(Use attached sheet for additional work description)

Problems/Observations Noted:
None

Health and Safety Monitoring:
None

Contractor Work Force:	Kulbacks 2 operators, 1 laborer
Contractor Equipment:	Kulbacks 2 excavators, 1 dozer, 1 skidsteer
Attachments:	Daily Photolog, Air Monitoring Report, Work Location Map
Inspector's Name:	Libby Broderick

Photo Log

Site: Pilgrim Village-Family Site

Date: Thursday, February 3, 2022

Excavating on the northside of Holloway Blvd. Looking northeast.

Excavating on the northside of Holloway Blvd. Looking northwest.

Excavating on the northside of Holloway Blvd. Looking west.

Excavating on the northside of Holloway Blvd. Looking west.

BRYDGES ENGINEERING
IN ENVIRONMENT AND ENERGY, DPC

Date: Thursday, February 3, 2022

Site Name: Pilgrim Village-Family Site

Upwind Data

Time	PM10 15min Average (µg/m³)
2/3/2022 8:20	7.1
2/3/2022 8:30	4.8
2/3/2022 8:40	12.4
2/3/2022 8:50	5.9
2/3/2022 9:00	11
2/3/2022 9:10	10.6
2/3/2022 9:20	4.6
2/3/2022 9:30	6.9
2/3/2022 9:40	8.2
2/3/2022 9:50	10.7
2/3/2022 10:00	14.6
2/3/2022 10:10	12
2/3/2022 10:20	16.6
2/3/2022 10:30	7
2/3/2022 10:40	6.9
2/3/2022 10:50	6.2
2/3/2022 11:00	4.9
2/3/2022 11:10	7.8
2/3/2022 11:20	9.1
2/3/2022 11:30	10.4
2/3/2022 11:40	9
2/3/2022 11:50	7.1
2/3/2022 12:00	6.8
2/3/2022 12:10	5.1
2/3/2022 12:20	5.9
2/3/2022 12:30	6.1
2/3/2022 12:40	5.3
2/3/2022 12:50	3.9
2/3/2022 13:00	3.6
2/3/2022 13:10	3.3
2/3/2022 13:20	5.4
2/3/2022 13:30	5.1
2/3/2022 13:40	5.9
2/3/2022 13:50	4.2
2/3/2022 14:00	4.3
2/2/2022 14:00	26.1
2/2/2022 14:10	18.2
2/2/2022 14:20	20.8
2/2/2022 14:30	16.4
2/2/2022 14:40	22.3
2/2/2022 14:50	13.9
2/2/2022 15:00	7.9
2/2/2022 15:10	7.3

BRYDGES ENGINEERING
IN ENVIRONMENT AND ENERGY, DPC

Date: Thursday, February 3, 2022

Site Name: Pilgrim Village-Family Site

Downwind Data

Time	PM10 15min Average (µg/m³)
2/3/2022 8:20	19.2
2/3/2022 8:30	27.4
2/3/2022 8:40	35.8
2/3/2022 8:50	33.9
2/3/2022 9:00	31.7
2/3/2022 9:10	42.9
2/3/2022 9:20	33
2/3/2022 9:30	28.9
2/3/2022 9:40	25.6
2/3/2022 9:50	23.7
2/3/2022 10:00	22
2/3/2022 10:10	29.8
2/3/2022 10:20	35.4
2/3/2022 10:30	37.1
2/3/2022 10:40	33.5
2/3/2022 10:50	39.1
2/3/2022 11:00	38.9
2/3/2022 11:10	44.3
2/3/2022 11:20	41.1
2/3/2022 11:30	42.1
2/3/2022 11:40	18.8
2/3/2022 11:50	35.3
2/3/2022 12:00	44
2/3/2022 12:10	49.7
2/3/2022 12:20	80.8
2/3/2022 12:30	62.4
2/3/2022 12:40	55.6
2/3/2022 12:50	66.8
2/3/2022 13:00	79.3
2/3/2022 13:10	65.7
2/3/2022 13:20	71.5
2/3/2022 13:30	84.1
2/3/2022 13:40	73.9
2/3/2022 13:50	82.9
2/3/2022 14:00	74.3
2/3/2022 14:10	61.4

*****Particulate Threshold PM 10 15minute average = 100µg/m³ above background***

BRYDGES ENGINEERING
IN ENVIRONMENT AND ENERGY, DPC

Site Name: Pilgrim Village-Family Site **Date:** Thursday, February 3, 2022

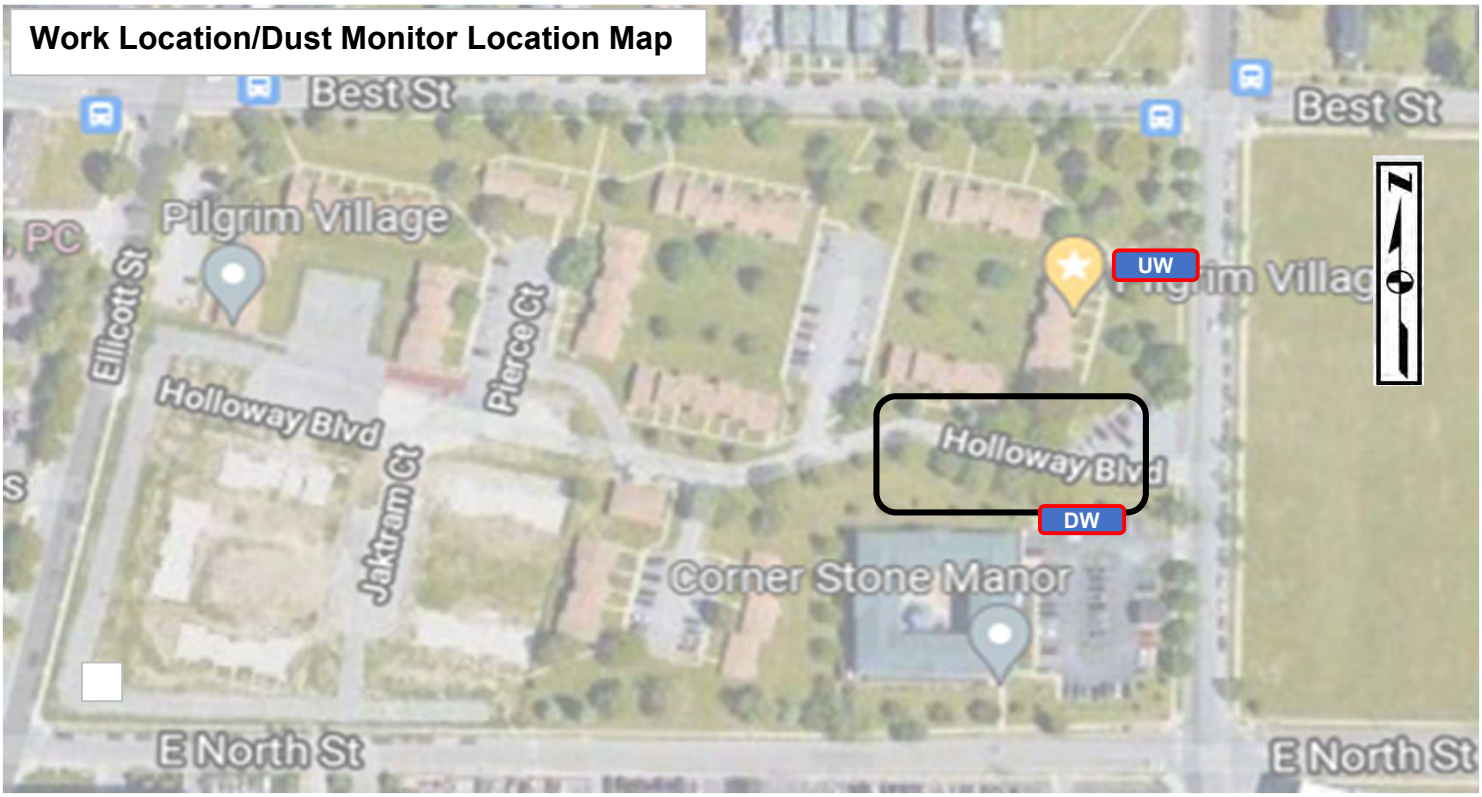

LEGEND

- UW — Dust Monitor Location (Upwind)
- DW — Dust Monitor Location (Downwind)
- Work Location

BRYDGES ENGINEERING
IN ENVIRONMENT AND ENERGY, DPC

960 Busti Ave.
Buffalo, New York 14213

DAILY FIELD REPORT

Date:	Friday, February 4, 2022
Site Name:	Pilgrim Village-Family Site
Location:	1100 Michigan Ave., Buffalo
Contractor-Subcontrators:	Kulbacks
Weather Conditions:	Snowing 17 Deg F Wind: NE 14mph

Description of Work Performed:

Snowstorm today, so no excavtion taking place. BE3 not on-site.

(Use attached sheet for additional work description)

Problems/Observations Noted:
None

Health and Safety Monitoring:
None

Contractor Work Force:	Kulbacks 2 operators, 1 laborer
Contractor Equipment:	Kulbacks 2 excavators, 1 dozer, 1 skidsteer
Attachments:	Daily Photolog, Air Monitoring Report, Work Location Map
Inspector's Name:	Libby Broderick

960 Busti Ave.
Buffalo, New York 14213

DAILY FIELD REPORT

Date:	Tuesday, February 8, 2022
Site Name:	Pilgrim Village-Family Site
Location:	1100 Michigan Ave., Buffalo
Contractor-Subcontrators:	Kulbacks
Weather Conditions:	Light Snow 25 Deg F Wind: W 5mph

Description of Work Performed:

Laoding contaminated material to trucks to haul to Tonawanda Landfill.

Skid steer is moving and clearing snow.

Began excavating on the east side of the building between the building and Michigan. Dug approx 2-3' to virgin clay.

Verizon on-site working in back on Senior site.

Walked the excavated area with PID. All readings were 0.0ppm

Dust Monitors are running. No indication of dust.

(Use attached sheet for additional work description)

Problems/Observations Noted:
None

Health and Safety Monitoring:
None

Contractor Work Force:	Kulbacks 1 Superintendant 3 operators
Contractor Equipment:	Kulbacks 2 excavators, 1 dozer, 1 skidsteer
Attachments:	Daily Photolog, Air Monitoring Report, Work Location Map
Inspector's Name:	Libby Broderick

BRYDGES ENGINEERING
IN ENVIRONMENT AND ENERGY, DPC

960 Busti Ave.
Buffalo, New York 14213

DAILY FIELD REPORT

Date:	Tuesday, February 8, 2022
Site Name:	Pilgrim Village-Family Site
Location:	1100 Michigan Ave., Buffalo

Description of Work Performed (cont):

Daily Stone Deliveries: **Lafarge - Lockport Quarry**

Truck #	Loads	Amount (Tons)

Total Stone Delivered (Tons) 0

Contaminated Material Hauling:

Material	Destination	Loads
Nonhaz Contaminated Soil	Tonawanda Landfill	34
	Approx. Tonnage	680

Photo Log

Site: Pilgrim Village-Family Site

Date: Tuesday, February 8, 2022

Excavating on the east side of the front building. Looking west.

Excavating on the east side of the front building. Looking west.

Loading trucks with contaminated soil. Looking south.

Excavating on the east side of the front building. Looking north.

BRYDGES ENGINEERING
IN ENVIRONMENT AND ENERGY, DPC

Date: Tuesday, February 8, 2022

Site Name: Pilgrim Village-Family Site

Upwind Data		Downwind Data		Delta
Time	PM10 15min Average (µg/m³)	Time	PM10 15min Average (µg/m³)	PM10 15min Average (µg/m³)
2/8/2022 8:10	5.7	2/8/2022 8:10	22.7	17
2/8/2022 8:20	5.8	2/8/2022 8:20	15.5	9.7
2/8/2022 8:30	5.6	2/8/2022 8:30	12.7	7.1
2/8/2022 8:40	5	2/8/2022 8:40	15.7	10.7
2/8/2022 8:50	3.9	2/8/2022 8:50	18	14.1
2/8/2022 9:00	3.5	2/8/2022 9:00	19.1	15.6
2/8/2022 9:10	3.6	2/8/2022 9:10	16.8	13.2
2/8/2022 9:20	3.5	2/8/2022 9:20	25.8	22.3
2/8/2022 9:30	3.3	2/8/2022 9:30	35.9	32.6
2/8/2022 9:40	3.2	2/8/2022 9:40	17.7	14.5
2/8/2022 9:50	3.3	2/8/2022 9:50	27.9	24.6
2/8/2022 10:00	3.4	2/8/2022 10:00	21.8	18.4
2/8/2022 10:10	3.1	2/8/2022 10:10	28.7	25.6
2/8/2022 10:20	2.4	2/8/2022 10:20	23.2	20.8
2/8/2022 10:30	2	2/8/2022 10:30	19	17
2/8/2022 10:40	2.9	2/8/2022 10:40	28.1	25.2
2/8/2022 10:50	2.8	2/8/2022 10:50	32.7	29.9
2/8/2022 11:00	2.2	2/8/2022 11:00	39.6	37.4
2/8/2022 11:10	2.3	2/8/2022 11:10	31.9	29.6
2/8/2022 11:20	2.3	2/8/2022 11:20	33.2	30.9
2/8/2022 11:30	2.5	2/8/2022 11:30	19.1	16.6
2/8/2022 11:40	2.6	2/8/2022 11:40	17	14.4
2/8/2022 11:50	1.9	2/8/2022 11:50	12.2	10.3
2/8/2022 12:00	2.1	2/8/2022 12:00	19.6	17.5
2/8/2022 12:10	2.1	2/8/2022 12:10	21.8	19.7
2/8/2022 12:20	2.5	2/8/2022 12:20	16.9	14.4
2/8/2022 12:30	2.4	2/8/2022 12:30	35.2	32.8
2/8/2022 12:40	5.5	2/8/2022 12:40	39.4	33.9
2/8/2022 12:50	3.5	2/8/2022 12:50	47.2	43.7
2/8/2022 13:00	1.6	2/8/2022 13:00	42.1	40.5
2/8/2022 13:10	1.8	2/8/2022 13:10	27.5	25.7
2/8/2022 13:20	1.6	2/8/2022 13:20	26.4	24.8
2/8/2022 13:30	1.1	2/8/2022 13:30	39.5	38.4
2/8/2022 13:40	2.1	2/8/2022 13:40	33.1	31
2/8/2022 13:50	2.3	2/8/2022 13:50	37.4	35.1
2/8/2022 14:00	1.9	2/8/2022 14:00	28.9	27
2/8/2022 14:10	2.1	2/8/2022 14:10	26.1	24
2/8/2022 14:20	2.6	2/8/2022 14:20	23.1	20.5
2/8/2022 14:30	2.1	2/8/2022 14:30	27.8	25.7
2/8/2022 14:40	2.3	2/8/2022 14:40	21.9	19.6
2/8/2022 14:50	2.7	2/8/2022 14:50	22.6	19.9
2/8/2022 15:00	3	2/8/2022 15:00	18.6	15.6
2/8/2022 15:10	2.2			-2.2

*****Particulate Threshold PM 10 15minute average = 100µg/m³ above background***

BRYDGES ENGINEERING
IN ENVIRONMENT AND ENERGY, DPC

Site Name: Pilgrim Village-Family Site **Date:** Tuesday, February 8, 2022

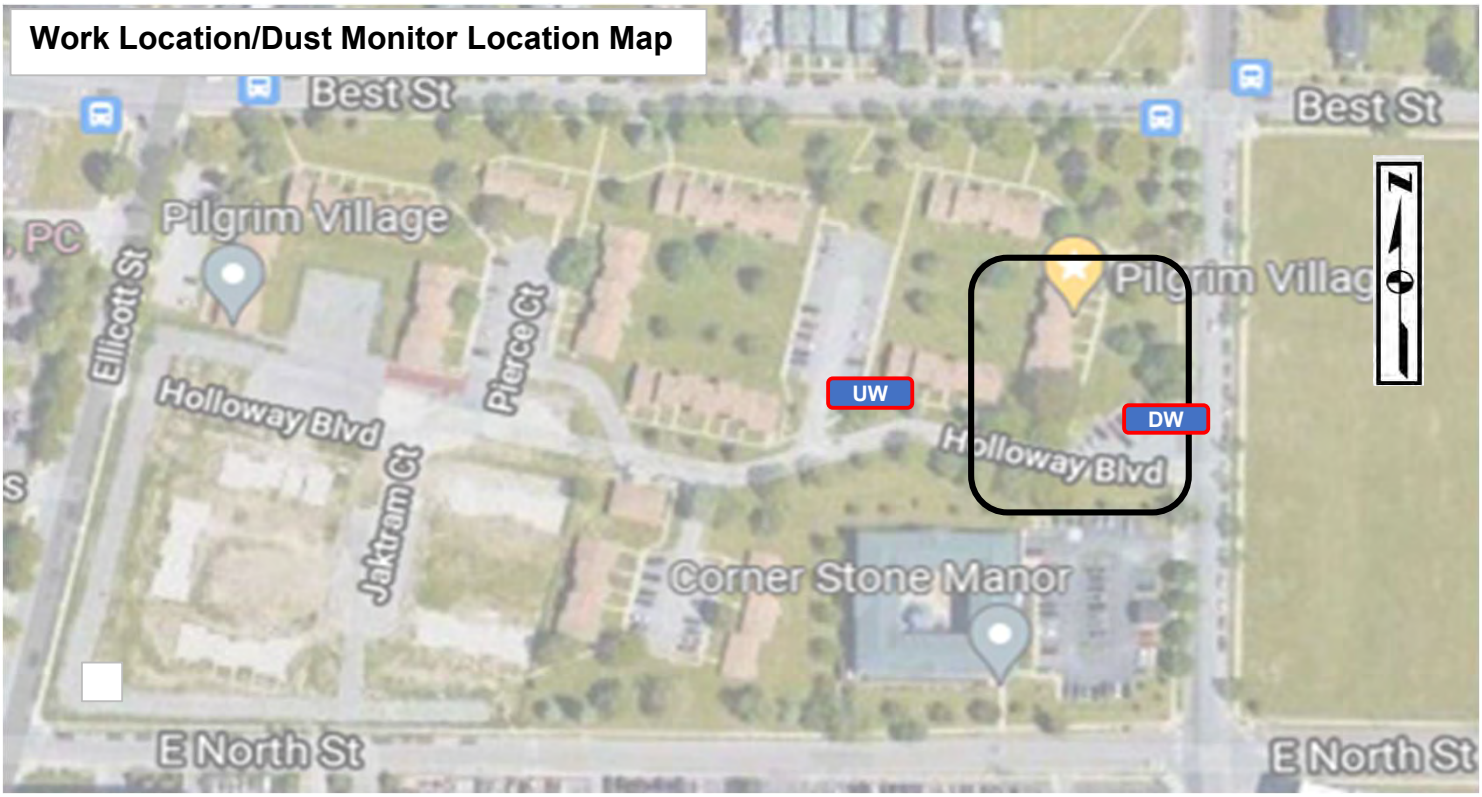

LEGEND

- UW — Dust Monitor Location (Upwind)
- DW — Dust Monitor Location (Downwind)
- Work Location

960 Busti Ave.
Buffalo, New York 14213

DAILY FIELD REPORT

Date:	Wednesday, February 9, 2022
Site Name:	Pilgrim Village-Family Site
Location:	1100 Michigan Ave., Buffalo
Contractor-Subcontrators:	Kulbacks
Weather Conditions:	Partly Cloudy 36 Deg F Wind: S 12mh

Description of Work Performed:

Loading contaminated material to trucks to haul to Tonawanda Landfill.

Excavating on the south side of Holloway Blvd., from the property line to the road approx 3'-4' to virgin clay. Deeper as you move west.

Excavating on the east side of the building between the building and Michigan. Cut grade approx 2-3' to virgin clay. Getting deeper as you move north.

National Grid on-site at 9am.

Received crushed stone for temp roadway.

Discovered an old "borrow pit" that was deep, spprox 9' deep adjacent to the south property line. It is in the landscape area, not impacting the road. We will come back to this area once we have soil backfill on-site.

Dust Monitors are running. No indication of dust.

(Use attached sheet for additional work description)

Problems/Observations Noted:
None

Health and Safety Monitoring:
None

Contractor Work Force:	Kulbacks: 1 Superintendant 3 operators
Contractor Equipment:	Kulbacks: 2 excavators, 2 dozers, 1 skidsteer, 2 rollers
Attachments:	Daily Photolog, Air Monitoring Report, Work Location Map
Inspector's Name:	Libby Broderick

BRYDGES ENGINEERING
IN ENVIRONMENT AND ENERGY, DPC

960 Busti Ave.
Buffalo, New York 14213

DAILY FIELD REPORT

Date:	Wednesday, February 9, 2022
Site Name:	Pilgrim Village-Family Site
Location:	1100 Michigan Ave., Buffalo

Description of Work Performed (cont):

Materials Import/Export

Daily Stone Deliveries: Lafarge - Lockport Quarry

Truck #	Loads				Amount (Tons)
112	4				81.99
RS95	2				42.12
113	3				66.06
				Total Stone Delivered (Tons)	190.17

Contaminated Material Hauling:

Material	Destination		Loads
Nonhaz Contaminated Soil	Tonawanda Landfill		61
		Total Material Hauled - Approx. (Tons)	**1220**
Concrete	Swift River		5
		Total Material Hauled - Approx. (Tons)	**100**

Photo Log

Site: Pilgrim Village-Family Site

Date: Wednesday, February 9, 2022

Excavated to clean virgin clay. Placing stone for temp roadway. Looking west.

Excavated to clean virgin clay. Placing stone for temp roadway. Looking southeast.

Evidence of old "borrow pit" at the south property line. Looking south.

Loading trucks with contaminated soil. Looking west.

BRYDGES ENGINEERING
IN ENVIRONMENT AND ENERGY, DPC

Date: Wednesday, February 9, 2022

Site Name: Pilgrim Village-Family Site

Upwind Data		Downwind Data		Delta
Time	PM10 15min Average (µg/m³)	Time	PM10 15min Average (µg/m³)	PM10 15min Average (µg/m³)
2/9/2022 8:10	8.9	2/9/2022 8:10	6.7	-2.2
2/9/2022 8:20	5	2/9/2022 8:20	7.9	2.9
2/9/2022 8:30	10	2/9/2022 8:30	7.2	-2.8
2/9/2022 8:40	9.1	2/9/2022 8:40	16.2	7.1
2/9/2022 8:50	5.6	2/9/2022 8:50	14.8	9.2
2/9/2022 9:00	6.3	2/9/2022 9:00	13.6	7.3
2/9/2022 9:10	6.2	2/9/2022 9:10	13.1	6.9
2/9/2022 9:20	4.4	2/9/2022 9:20	11.6	7.2
2/9/2022 9:30	4.7	2/9/2022 9:30	12.9	8.2
2/9/2022 9:40	6.7	2/9/2022 9:40	9.3	2.6
2/9/2022 9:50	5.4	2/9/2022 9:50	8.8	3.4
2/9/2022 10:00	6.6	2/9/2022 10:00	7.4	0.8
2/9/2022 10:10	6.3	2/9/2022 10:10	8.8	2.5
2/9/2022 10:20	7.2	2/9/2022 10:20	9.1	1.9
2/9/2022 10:30	7.4	2/9/2022 10:30	7	-0.4
2/9/2022 10:40	7	2/9/2022 10:40	13.8	6.8
2/9/2022 10:50	7	2/9/2022 10:50	18.4	11.4
2/9/2022 11:00	6.9	2/9/2022 11:00	16.2	9.3
2/9/2022 11:10	10.6	2/9/2022 11:10	17.1	6.5
2/9/2022 11:20	11.2	2/9/2022 11:20	9.4	-1.8
2/9/2022 11:30	15.3	2/9/2022 11:30	9.1	-6.2
2/9/2022 11:40	7.4	2/9/2022 11:40	7.9	0.5
2/9/2022 11:50	5.9	2/9/2022 11:50	11.5	5.6
2/9/2022 12:00	5	2/9/2022 12:00	12.4	7.4
2/9/2022 12:10	4.5	2/9/2022 12:10	12.6	8.1
2/9/2022 12:20	7.5	2/9/2022 12:20	10.9	3.4
2/9/2022 12:30	5.8	2/9/2022 12:30	13.7	7.9
2/9/2022 12:40	3.4	2/9/2022 12:40	10.6	7.2
2/9/2022 12:50	3.3	2/9/2022 12:50	8.6	5.3
2/9/2022 13:00	4.3	2/9/2022 13:00	12.5	8.2
2/9/2022 13:10	3.6	2/9/2022 13:10	12.4	8.8
2/9/2022 13:20	3.5	2/9/2022 13:20	19.2	15.7
2/9/2022 13:30	4.2	2/9/2022 13:30	17.1	12.9
2/9/2022 13:40	4.5	2/9/2022 13:40	9.5	5
2/9/2022 13:50	4.1	2/9/2022 13:50	9.7	5.6
2/9/2022 14:00	4.4	2/9/2022 14:00	12.1	7.7
2/9/2022 14:10	4.1	2/9/2022 14:10	10.9	6.8
2/9/2022 14:20	3.8	2/9/2022 14:20	11.5	7.7
2/9/2022 14:30	3.9	2/9/2022 14:30	15.5	11.6
2/9/2022 14:40	4.7	2/9/2022 14:40	19.4	14.7
2/9/2022 14:50	2.5	2/9/2022 14:50	15.3	12.8
2/9/2022 15:00	4.5	2/9/2022 15:00	13	8.5
2/9/2022 15:10	7.1	2/9/2022 15:10	8.8	1.7
		2/9/2022 15:20	15.7	

*****Particulate Threshold PM 10 15minute average = 100µg/m³ above background***

BRYDGES ENGINEERING
IN ENVIRONMENT AND ENERGY, DPC

Site Name: Pilgrim Village-Family Site **Date:** Wednesday, February 9, 2022

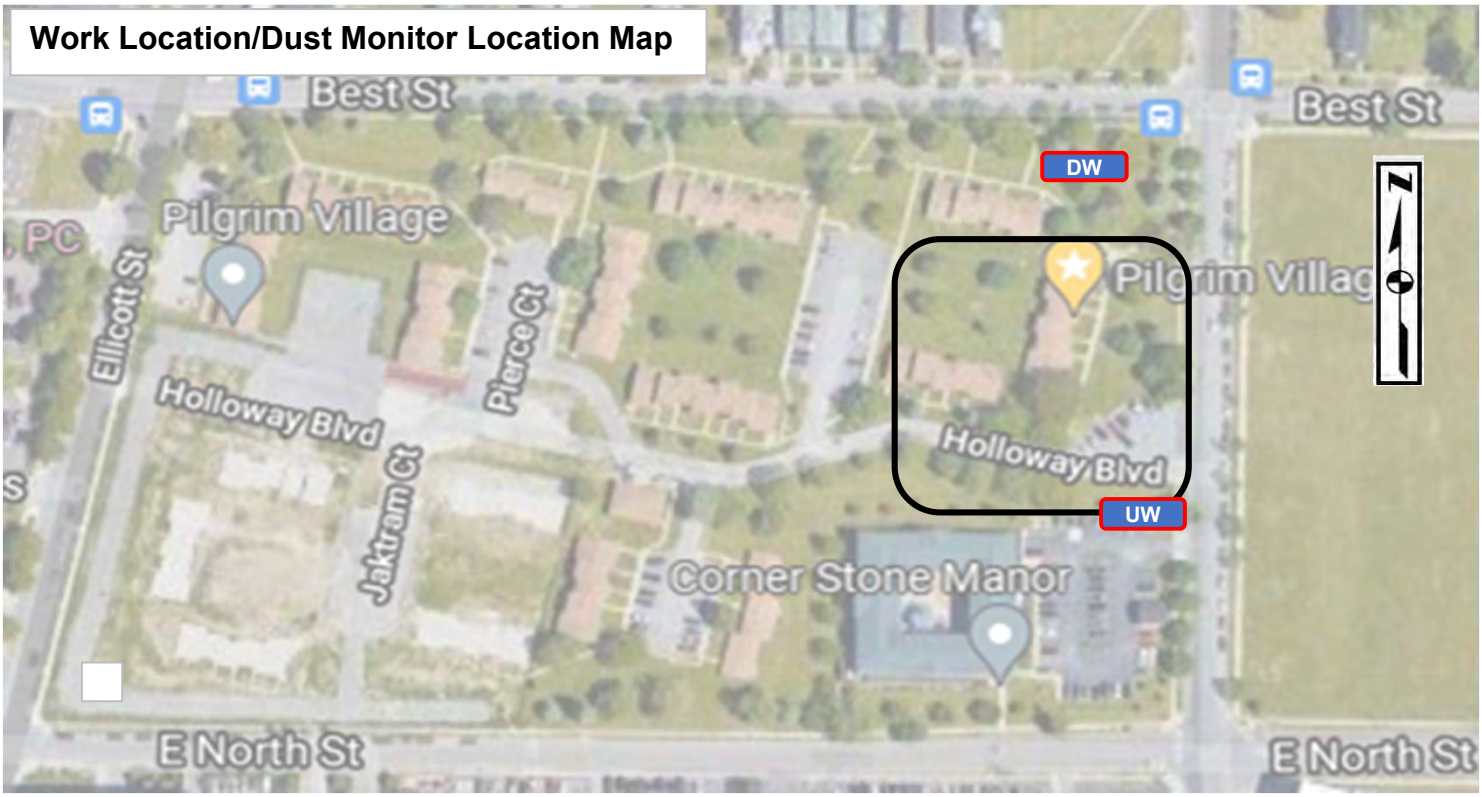

LEGEND

- UW — Dust Monitor Location (Upwind)
- DW — Dust Monitor Location (Downwind)
- Work Location

960 Busti Ave.
Buffalo, New York 14213

DAILY FIELD REPORT

Date:	Thursday, February 10, 2022
Site Name:	Pilgrim Village-Family Site
Location:	1100 Michigan Ave., Buffalo
Contractor-Subcontrators:	Kulbacks
Weather Conditions:	Light Snow 35 Deg F Wind: SW 21mph

Description of Work Performed:

Loading contaminated material to trucks to haul to Tonawanda Landfill.

Excavating on the south side of Holloway Blvd., from the property line to the road approx 3' to virgin clay.

Excavating on the east side of the building between the building and Michigan Ave. Dug approx 3' to virgin clay.

Verizon on site

Pulled sample B-4 from area where they placed temporary road.

Discovered tank at old gas station area in the NE corner of the family site adjacent to the sidewalk on Michigan Ave. It's location is not synonomous with the Sanborn map.

Dust Monitors are running. No indication of dust.

(Use attached sheet for additional work description)

Problems/Observations Noted:
None

Health and Safety Monitoring:
None

Contractor Work Force:	Kulbacks: 1 Superintendant 3 operators
Contractor Equipment:	Kulbacks: 2 excavators, 2 dozers, 1 skidsteer, 2 rollers
Attachments:	Daily Photolog, Air Monitoring Report, Work Location Map
Inspector's Name:	Libby Broderick

960 Busti Ave.
Buffalo, New York 14213

DAILY FIELD REPORT

Date:	Thursday, February 10, 2022
Site Name:	Pilgrim Village-Family Site
Location:	1100 Michigan Ave., Buffalo

Description of Work Performed (cont):

Materials Import/Export

Daily Stone Deliveries: Lafarge - Lockport Quarry

Truck #	Loads				Amount (Tons)
Kulback #49	5				92.16
				Total Stone Delivered (Tons)	92.16

Contaminated Material Hauling:

Material	Destination		Loads
Nonhaz Contaminated Soil	Tonawanda Landfill		62
		Total Material Hauled - Approx. (Tons)	**1240**
		Total Material Hauled - Approx. (Tons)	**0**

Photo Log

Site: Pilgrim Village-Family Site

Date: Thursday, February 10, 2022

Excavated to virgin clay on the south side of Holloway Blvd. Looking south.

Excavated to virgin clay on the south side of Holloway Blvd. Looking north.

Installing stone for temporary roadway for local use. Looking west.

Located fuel tank adjacent to sidewalk on Michigan Ave. Looking north.

BRYDGES ENGINEERING
IN ENVIRONMENT AND ENERGY, DPC

Date: Thursday, February 10, 2022

Site Name: Pilgrim Village-Family Site

Upwind Data		Downwind Data		Delta
Time	PM10 15min Average (µg/m³)	Time	PM10 15min Average (µg/m³)	PM10 15min Average (µg/m³)
2/10/2022 8:20	4.2	2/10/2022 8:20	9.1	4.9
2/10/2022 8:30	4.1	2/10/2022 8:30	11.1	7
2/10/2022 8:40	5.7	2/10/2022 8:40	17.2	11.5
2/10/2022 8:50	6	2/10/2022 8:50	18	12
2/10/2022 9:00	4.9	2/10/2022 9:00	15.6	10.7
2/10/2022 9:10	4.5	2/10/2022 9:10	14.4	9.9
2/10/2022 9:20	4.2	2/10/2022 9:20	14.1	9.9
2/10/2022 9:30	4.6	2/10/2022 9:30	14.4	9.8
2/10/2022 9:40	4.1	2/10/2022 9:40	17.8	13.7
2/10/2022 9:50	3.8	2/10/2022 9:50	19	15.2
2/10/2022 10:00	4.9	2/10/2022 10:00	22.3	17.4
2/10/2022 10:10	4.5	2/10/2022 10:10	15.1	10.6
2/10/2022 10:20	4.9	2/10/2022 10:20	14.3	9.4
2/10/2022 10:30	5.1	2/10/2022 10:30	15.3	10.2
2/10/2022 10:40	4.9	2/10/2022 10:40	14.7	9.8
2/10/2022 10:50	4.9	2/10/2022 10:50	13.7	8.8
2/10/2022 11:00	4.8	2/10/2022 11:00	14.6	9.8
2/10/2022 11:10	4.6	2/10/2022 11:10	13.7	9.1
2/10/2022 11:20	5.4	2/10/2022 11:20	15.9	10.5
2/10/2022 11:30	5.2	2/10/2022 11:30	19.2	14
2/10/2022 11:40	3.9	2/10/2022 11:40	15.8	11.9
2/10/2022 11:50	4.5	2/10/2022 11:50	11.6	7.1
2/10/2022 12:00	4.3	2/10/2022 12:00	10.5	6.2
2/10/2022 12:10	4.1	2/10/2022 12:10	11.3	7.2
2/10/2022 12:20	4.1	2/10/2022 12:20	10.5	6.4
2/10/2022 12:30	3.6	2/10/2022 12:30	9.4	5.8
2/10/2022 12:40	4.2	2/10/2022 12:40	8.9	4.7
2/10/2022 12:50	4	2/10/2022 12:50	8.7	4.7
2/10/2022 13:00	7.3	2/10/2022 13:00	8.2	0.9
2/10/2022 13:10	7.5	2/10/2022 13:10	9	1.5
2/10/2022 13:20	7	2/10/2022 13:20	9.5	2.5
2/10/2022 13:30	6.4	2/10/2022 13:30	10.7	4.3
2/10/2022 13:40	3.6	2/10/2022 13:40	10.2	6.6
2/10/2022 13:50	4.2	2/10/2022 13:50	9.7	5.5
2/10/2022 14:00	3.8	2/10/2022 14:00	10.3	6.5
2/10/2022 14:10	3.7	2/10/2022 14:10	9.9	6.2
2/10/2022 14:20	4.6	2/10/2022 14:20	9.2	4.6
2/10/2022 14:30	3.7	2/10/2022 14:30	8.4	4.7
2/10/2022 14:40	3.5	2/10/2022 14:40	7.4	3.9
2/10/2022 14:50	3.1	2/10/2022 14:50	7.7	4.6
2/10/2022 15:00	2.6	2/10/2022 15:00	6.9	4.3

*****Particulate Threshold PM 10 15minute average = 100µg/m³ above background***

BRYDGES ENGINEERING
IN ENVIRONMENT AND ENERGY, DPC

Site Name: Pilgrim Village-Family Site **Date:** Thursday, February 10, 2022

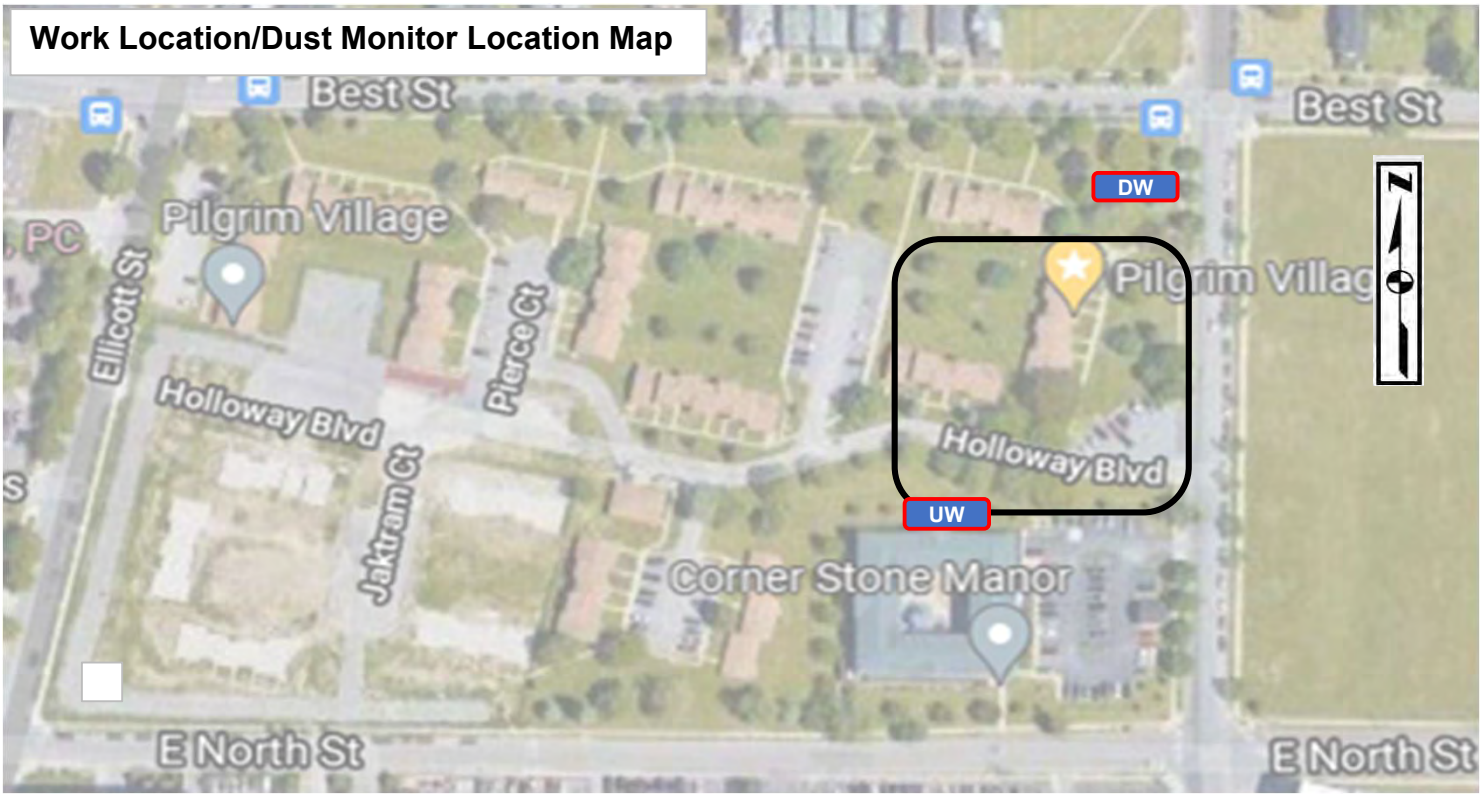

LEGEND

- UW — Dust Monitor Location (Upwind)
- DW — Dust Monitor Location (Downwind)
- Work Location

960 Busti Ave.
Buffalo, New York 14213

DAILY FIELD REPORT

Date:	Friday, February 11, 2022
Site Name:	Pilgrim Village-Family Site
Location:	1100 Michigan Ave., Buffalo
Contractor-Subcontrators:	Kulbacks
Weather Conditions:	Sunny 30 Deg F Wind: S 10mph

Description of Work Performed:

Loading contaminated material to trucks to haul to Tonawanda Landfill.

Excavating on the south side of building #85-89 between the building and Holloway Blvd.

Excavating on the east side of the building between the building and Michigan Ave.

Verizon on site

Placing stone for new road for local use, to separate from construction entrance. Put up fence to seperat road from construction entrance.

Dust Monitors are running. No indication of dust.

(Use attached sheet for additional work description)

Problems/Observations Noted:
None

Health and Safety Monitoring:
None

Contractor Work Force:	Kulbacks: 1 Superintendant 3 operators
Contractor Equipment:	Kulbacks: 2 excavators, 2 dozers, 1 skidsteer, 2 rollers
Attachments:	Daily Photolog, Air Monitoring Report, Work Location Map
Inspector's Name:	Libby Broderick

BRYDGES ENGINEERING
IN ENVIRONMENT AND ENERGY, DPC

960 Busti Ave.
Buffalo, New York 14213

DAILY FIELD REPORT

Date:	Friday, February 11, 2022
Site Name:	Pilgrim Village-Family Site
Location:	1100 Michigan Ave., Buffalo

Description of Work Performed (cont):

Materials Import/Export

Imported Material:

Material	Truck #		Loads		Amount (Tons)
2" ROC	Kulbacks #49		5		54.34
2" ROC	PLI37		1		22.09
				Total Stone Delivered (Tons)	76.43

Exported Material:

Material	Destination	Loads
Nonhaz Contaminated Soil	Tonawanda Landfill	40
	Total Material Hauled - Approx. (Tons)	**800**
Concrete	Swift River	1
	Total Material Hauled - Approx. (Tons)	**20**

Photo Log

Site: Pilgrim Village-Family Site

Date: Friday, February 11, 2022

Excavating on the east side of Building #79-84. Looking west.

Placing temporary stone for staging area. Looking west.

Excavating on the east side of building #85-89. Looking north.

Fencing off jobsite from temporary roadway. Looking east.

BRYDGES ENGINEERING
IN ENVIRONMENT AND ENERGY, DPC

Date: Friday, February 11, 2022

Site Name: Pilgrim Village-Family Site

Upwind Data		Downwind Data			Delta
Time	PM10 15min Average (µg/m³)	Time	PM10 15min Average (µg/m³)	VOC 15min Average (ppm)	PM10 15min Average (µg/m³)
		2/11/2022 7:30	5.3	0.0	5.3
2/11/2022 7:40	5.2	2/11/2022 7:40	6.7	0.0	1.5
2/11/2022 7:50	4.3	2/11/2022 7:50	4.6	0.0	0.3
2/11/2022 8:00	6	2/11/2022 8:00	7.6	0.0	1.6
2/11/2022 8:10	7.8	2/11/2022 8:10	7.1	0.0	-0.7
2/11/2022 8:20	9.1	2/11/2022 8:20	8	0.0	-1.1
2/11/2022 8:30	5.7	2/11/2022 8:30	6.8	0.0	1.1
2/11/2022 8:40	4.6	2/11/2022 8:40	7.7	0.0	3.1
2/11/2022 8:50	3.8	2/11/2022 8:50	8.5	0.0	4.7
2/11/2022 9:00	9.1	2/11/2022 9:00	9.7	0.0	0.6
2/11/2022 9:10	11	2/11/2022 9:10	9.6	0.0	-1.4
2/11/2022 9:20	6.7	2/11/2022 9:20	9.7	0.0	3
2/11/2022 9:30	5.6	2/11/2022 9:30	10.2	0.0	4.6
2/11/2022 9:40	8.3	2/11/2022 9:40	8.9	0.0	0.6
2/11/2022 9:50	6.9	2/11/2022 9:50	12.1	0.0	5.2
2/11/2022 10:00	12.5	2/11/2022 10:00	12.8	0.0	0.3
2/11/2022 10:10	9.6	2/11/2022 10:10	13.9	0.0	4.3
2/11/2022 10:20	19.3	2/11/2022 10:20	9.9	0.0	-9.4
2/11/2022 10:30	5	2/11/2022 10:30	8.9	0.0	3.9
2/11/2022 10:40	4	2/11/2022 10:40	8	0.0	4
2/11/2022 10:50	4.6	2/11/2022 10:50	7.8	0.0	3.2
2/11/2022 11:00	4.9	2/11/2022 11:00	8.8	0.0	3.9
2/11/2022 11:10	4.1	2/11/2022 11:10	7.3	0.0	3.2
2/11/2022 11:20	4.3	2/11/2022 11:20	8.1	0.0	3.8
2/11/2022 11:30	4.6	2/11/2022 11:30	11.4	0.0	6.8
2/11/2022 11:40	6.3	2/11/2022 11:40	14.9	0.0	8.6
2/11/2022 11:50	6.1	2/11/2022 11:50	10.4	0.0	4.3
2/11/2022 12:00	4.8	2/11/2022 12:00	13.7	0.0	8.9
2/11/2022 12:10	4.8	2/11/2022 12:10	15.3	0.0	10.5
2/11/2022 12:20	5.6	2/11/2022 12:20	10.5	0.0	4.9
2/11/2022 12:30	4.8	2/11/2022 12:30	10.5	0.0	5.7
2/11/2022 12:40	6.9	2/11/2022 12:40	8.6	0.0	1.7
2/11/2022 12:50	6.4	2/11/2022 12:50	8.3	0.0	1.9
2/11/2022 13:00	6	2/11/2022 13:00	8	0.0	2
2/11/2022 13:10	6.8	2/11/2022 13:10	8.2	0.0	1.4
2/11/2022 13:20	5.4	2/11/2022 13:20	6.2	0.0	0.8
2/11/2022 13:30	5.6	2/11/2022 13:30	33.4	0.0	27.8
2/11/2022 13:40	4.2	2/11/2022 13:40	8.5	0.0	4.3
2/11/2022 13:50	4.6	2/11/2022 13:50	8.3	0.0	3.7
2/11/2022 14:00	4.1	2/11/2022 14:00	7.1	0.0	3
2/11/2022 14:10	5.3	2/11/2022 14:10	7.9	0.0	2.6
2/11/2022 14:20	4.5	2/11/2022 14:20	7.4	0.0	2.9
2/11/2022 14:30	4.7	2/11/2022 14:30	6.6	0.0	1.9
2/11/2022 14:40	3.8	2/11/2022 14:40	8.4	0.0	4.6
2/11/2022 14:50	4.1	2/11/2022 14:50	9.2	0.0	5.1
2/11/2022 15:00	4	2/11/2022 15:00	7.3	0.0	3.3
2/11/2022 15:10	5.6	2/11/2022 15:10	6.8	0.0	1.2

*****Particulate Threshold PM 10 15minute average = 100µg/m³ above background***

BRYDGES ENGINEERING
IN ENVIRONMENT AND ENERGY, DPC

Site Name: Pilgrim Village-Family Site **Date:** Friday, February 11, 2022

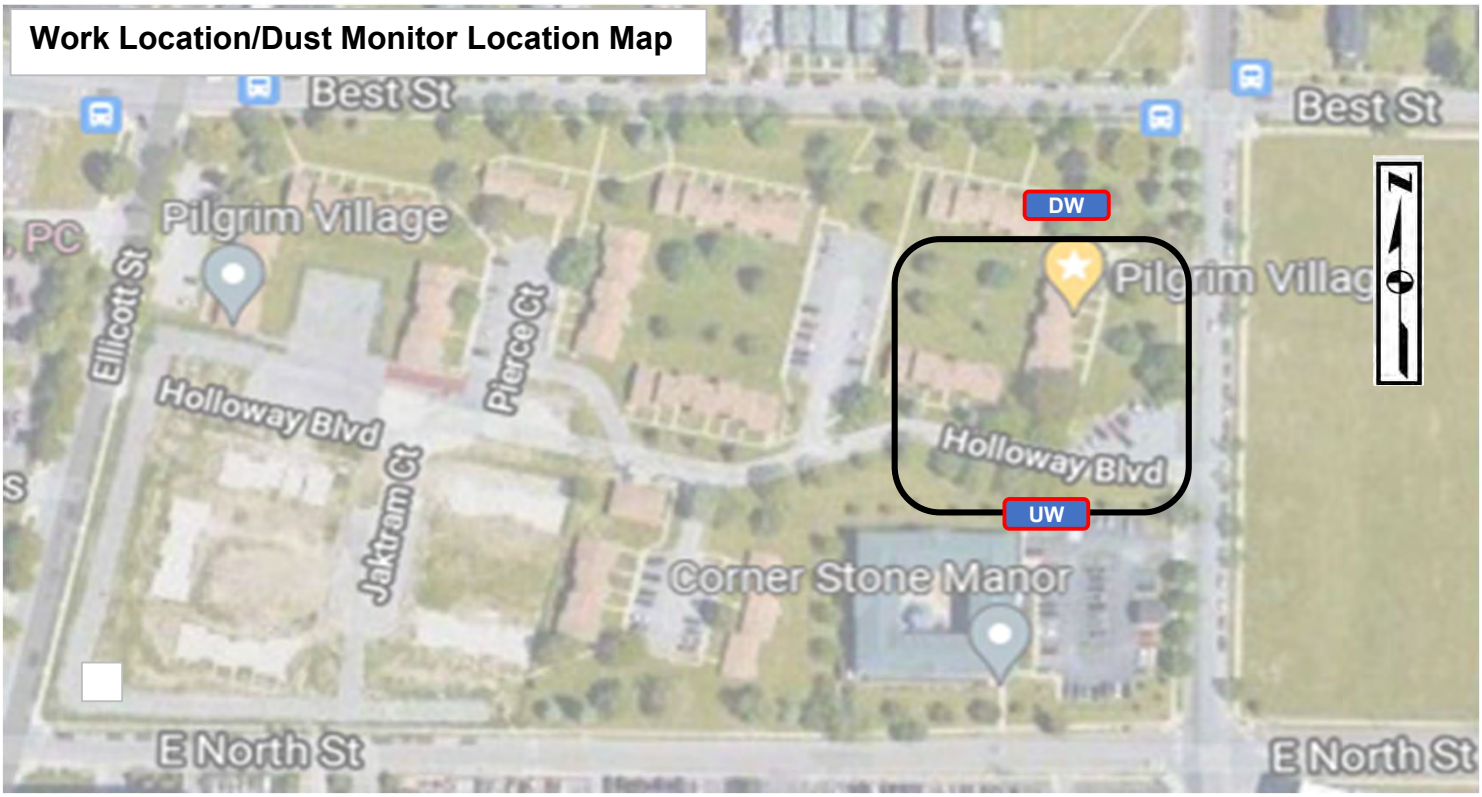

LEGEND

- UW — Dust Monitor Location (Upwind)
- DW — Dust Monitor Location (Downwind)
- Work Location

960 Busti Ave.
Buffalo, New York 14213

DAILY FIELD REPORT

Date:	Monday, February 14, 2022
Site Name:	Pilgrim Village-Family Site
Location:	1100 Michigan Ave., Buffalo
Contractor-Subcontrators:	Kulbacks
Weather Conditions:	Lt. Snow 12 Deg F Wind: SW 5mph

Description of Work Performed:

No hauling of contaminated soil today.

Excavating and grading at sw corner of building #85-89. Placing stone to create temporary staging area for demolition.

Excavating on the east side of the building between the building and Michigan Ave.

Verizon, national fuel onsite.

Dust monitors are running. No indication of dust.

(Use attached sheet for additional work description)

Problems/Observations Noted:
None

Health and Safety Monitoring:
None

Contractor Work Force:	Kulbacks: 1 Superintendant 3 operators
Contractor Equipment:	Kulbacks: 2 excavators, 2 dozers, 1 skidsteer, 2 rollers
Attachments:	Daily Photolog, Air Monitoring Report, Work Location Map
Inspector's Name:	Libby Broderick

960 Busti Ave.
Buffalo, New York 14213

DAILY FIELD REPORT

Date:	Monday, February 14, 2022
Site Name:	Pilgrim Village-Family Site
Location:	1100 Michigan Ave., Buffalo

Description of Work Performed (cont):

Materials Import/Export

Imported Material:

Material	Truck #		Loads		Amount (Tons)
2" ROC	BP113		1		22.41
				Total Stone Delivered (Tons)	22.41

Exported Material:

Material	Destination	Loads
	Total Material Hauled - Approx. (Tons)	**0**
	Total Material Hauled - Approx. (Tons)	**0**

Photo Log

Site: Pilgrim Village-Family Site

Date: Monday, February 14, 2022

Placing stone to create a staging area for demolition. Looking north.

Placing stone to create a staging area for demolition. Looking west.

Excavating on the east side of building #85-89. Looking north.

New temporary roadway on left. Construction entrance on right. Looking west.

BRYDGES ENGINEERING
IN ENVIRONMENT AND ENERGY, DPC

Date: Monday, February 14, 2022

Site Name: Pilgrim Village-Family Site

Upwind Data		Downwind Data			Delta
Time	PM10 15min Average (µg/m³)	Time	PM10 15min Average (µg/m³)	VOC 15min Average (ppm)	PM10 15min Average (µg/m³)
2/14/2022 8:00	5.4	2/14/2022 8:00	13	0.0	7.6
2/14/2022 8:10	6.7	2/14/2022 8:10	16.6	0.0	9.9
2/14/2022 8:20	8.1	2/14/2022 8:20	14.6	0.0	6.5
2/14/2022 8:30	6.1	2/14/2022 8:30	13.8	0.0	7.7
2/14/2022 8:40	7	2/14/2022 8:40	12.1	0.0	5.1
2/14/2022 8:50	5.7	2/14/2022 8:50	14.7	0.0	9
2/14/2022 9:00	5.8	2/14/2022 9:00	15	0.0	9.2
2/14/2022 9:10	4.8	2/14/2022 9:10	18.4	0.0	13.6
2/14/2022 9:20	4.8	2/14/2022 9:20	13.1	0.0	8.3
2/14/2022 9:30	3.9	2/14/2022 9:30	15.6	0.0	11.7
2/14/2022 9:40	3.3	2/14/2022 9:40	17.4	0.0	14.1
2/14/2022 9:50	4.8	2/14/2022 9:50	15.6	0.0	10.8
2/14/2022 10:00	4.5	2/14/2022 10:00	15.5	0.0	11
2/14/2022 10:10	4.6	2/14/2022 10:10	17.4	0.0	12.8
2/14/2022 10:20	4.7	2/14/2022 10:20	19.9	0.0	15.2
2/14/2022 10:30	3.8	2/14/2022 10:30	21.5	0.0	17.7
2/14/2022 10:40	3.4	2/14/2022 10:40	16.7	0.0	13.3
2/14/2022 10:50	2.3	2/14/2022 10:50	15.6	0.0	13.3
2/14/2022 11:00	2.6	2/14/2022 11:00	9.7	0.0	7.1
2/14/2022 11:10	3	2/14/2022 11:10	12.4	0.0	9.4
2/14/2022 11:20	3.3	2/14/2022 11:20	12.7	0.0	9.4
2/14/2022 11:30	2.9	2/14/2022 11:30	13	0.0	10.1
2/14/2022 11:40	3.8	2/14/2022 11:40	15.3	0.0	11.5
2/14/2022 11:50	3.1	2/14/2022 11:50	16.7	0.0	13.6
2/14/2022 12:00	3.5	2/14/2022 12:00	18.9	0.0	15.4
2/14/2022 12:10	5.4	2/14/2022 12:10	16.7	0.0	11.3
2/14/2022 12:20	5.4	2/14/2022 12:20	13.6	0.0	8.2
2/14/2022 12:30	5.2	2/14/2022 12:30	19.5	0.0	14.3
2/14/2022 12:40	4.9	2/14/2022 12:40	17.1	0.0	12.2
2/14/2022 12:50	5.5	2/14/2022 12:50	16.6	0.0	11.1
2/14/2022 13:00	5.4	2/14/2022 13:00	14.7	0.0	9.3
2/14/2022 13:10	7.9	2/14/2022 13:10	15.5	0.0	7.6
2/14/2022 13:20	6.6	2/14/2022 13:20	13.8	0.0	7.2
2/14/2022 13:30	8.1	2/14/2022 13:30	12.1	0.0	4
2/14/2022 13:40	9.1	2/14/2022 13:40	13.3	0.0	4.2
2/14/2022 13:50	6.2	2/14/2022 13:50	14.6	0.0	8.4
2/14/2022 14:00	5.1	2/14/2022 14:00	13	0.0	7.9
2/14/2022 14:10	5.2	2/14/2022 14:10	13.1	0.0	7.9
2/14/2022 14:20	6.9	2/14/2022 14:20	12.9	0.0	6
2/14/2022 14:30	7.9	2/14/2022 14:30	11.7	0.0	3.8
2/14/2022 14:40	9.1	2/14/2022 14:40	12.3	0.0	3.2
2/14/2022 14:50	9	2/14/2022 14:50	10.2	0.0	1.2
2/14/2022 15:00	6.9	2/14/2022 15:00	9.6	0.0	2.7
2/14/2022 15:10	5.9	2/14/2022 15:10	11.6	0.0	5.7
2/14/2022 15:20	5.8	2/14/2022 15:20	10.3	0.0	4.5
					0
					0

*****Particulate Threshold PM 10 15minute average = 100µg/m³ above background***

BRYDGES ENGINEERING
IN ENVIRONMENT AND ENERGY, DPC

Site Name: Pilgrim Village-Family Site **Date:** Monday, February 14, 2022

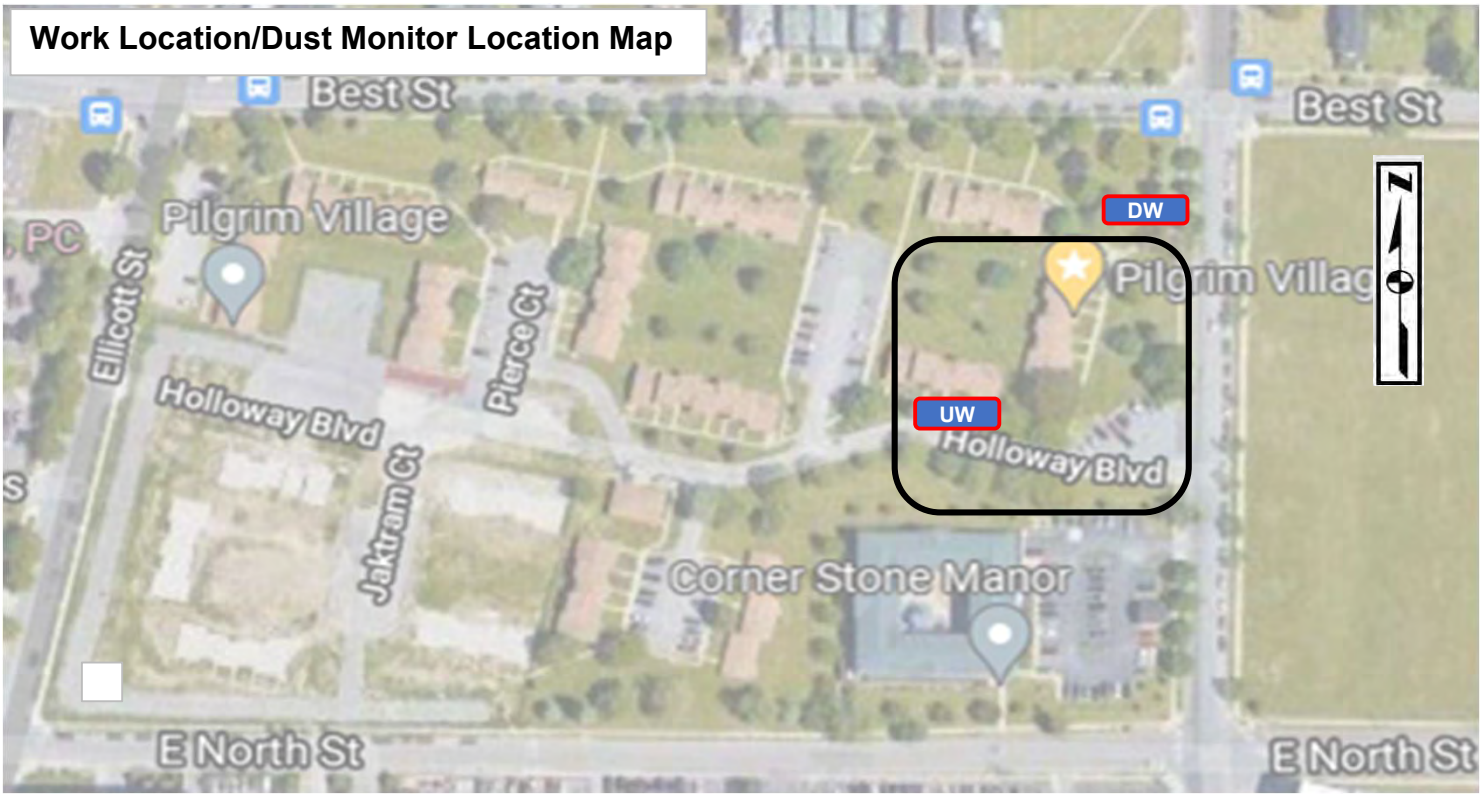

LEGEND

- UW — Dust Monitor Location (Upwind)
- DW — Dust Monitor Location (Downwind)
- Work Location

BRYDGES ENGINEERING
IN ENVIRONMENT AND ENERGY, DPC

960 Busti Ave.
Buffalo, New York 14213

DAILY FIELD REPORT

Date:	Tuesday, February 15, 2022
Site Name:	Pilgrim Village-Family Site
Location:	1100 Michigan Ave., Buffalo
Contractor-Subcontrators:	Kulbacks - Empire Building Diagnostics (EBD)
Weather Conditions:	Clear 18 Deg F Wind: SW 9mph

Description of Work Performed:

No hauling of contaminated soil today.

Excavating on the north end of building #79-84 adjacent to Best and Michigan.

Excavating on the east side of the building between the building and Michigan Ave.

National fuel onsite.

City of Buffalo Water onsie trying to locate and turn main water valve.

EBD began controlled demolition on building #85-89.

Dust monitors are running. No indication of dust.

(Use attached sheet for additional work description)

Problems/Observations Noted:
None

Health and Safety Monitoring:
None

Contractor Work Force:	Kulbacks: 1 Superintendant 3 operators EBD: 1 Supt, 2 Operators, 1 Laborer
Contractor Equipment:	Kulbacks: 2 excavators, 2 dozers, 1 skidsteer, 2 rollers EBD: 2 excavators
Attachments:	Daily Photolog, Air Monitoring Report, Work Location Map
Inspector's Name:	Libby Broderick

BRYDGES ENGINEERING
IN ENVIRONMENT AND ENERGY, DPC

960 Busti Ave.
Buffalo, New York 14213

DAILY FIELD REPORT

Date:	Tuesday, February 15, 2022
Site Name:	Pilgrim Village-Family Site
Location:	1100 Michigan Ave., Buffalo

Description of Work Performed (cont):

Materials Import/Export

Imported Material:

Material	Truck #		Loads		Amount (Tons)
2" ROC	BP113		1		22.41
				Total Stone Delivered (Tons)	22.41

Exported Material:

Material	Destination	Loads
	Total Material Hauled - Approx. (Tons)	**0**
	Total Material Hauled - Approx. (Tons)	**0**

Photo Log

Site: Pilgrim Village-Family Site

Date: Tuesday, February 15, 2022

Located watermain valve near building #71. Looking south

Controlled demolition on building #85-89. Looking northeast.

Excavating on the northeast corner of building #85-89. Looking north.

Prepping for controlled demolition on building #85-89. Looking east.

BRYDGES ENGINEERING
IN ENVIRONMENT AND ENERGY, DPC

Date: Tuesday, February 15, 2022

Site Name: Pilgrim Village-Family Site

Upwind Data		Downwind Data			Delta
Time	PM10 15min Average (µg/m³)	Time	PM10 15min Average (µg/m³)	VOC 15min Average (ppm)	PM10 15min Average (µg/m³)
2/15/2022 8:00	19.6	2/15/2022 8:00	18.3	0.0	-1.3
2/15/2022 8:10	12.1	2/15/2022 8:10	17.4	0.0	5.3
2/15/2022 8:20	14.4	2/15/2022 8:20	16.4	0.0	2
2/15/2022 8:30	10.7	2/15/2022 8:30	16.2	0.0	5.5
2/15/2022 8:40	16	2/15/2022 8:40	19.5	0.0	3.5
2/15/2022 8:50	12.5	2/15/2022 8:50	20.9	0.0	8.4
2/15/2022 9:00	11.3	2/15/2022 9:00	15.2	0.0	3.9
2/15/2022 9:10	12	2/15/2022 9:10	23.4	0.0	11.4
2/15/2022 9:20	51.6	2/15/2022 9:20	47.4	0.0	-4.2
2/15/2022 9:30	12.7	2/15/2022 9:30	61	0.0	48.3
2/15/2022 9:40	10.6	2/15/2022 9:40	36.2	0.0	25.6
2/15/2022 9:50	10.7	2/15/2022 9:50	37.5	0.0	26.8
2/15/2022 10:00	11.8	2/15/2022 10:00	33.5	0.0	21.7
2/15/2022 10:10	11.4	2/15/2022 10:10	21.2	0.0	9.8
2/15/2022 10:20	10.5	2/15/2022 10:20	32	0.0	21.5
2/15/2022 10:30	20.2	2/15/2022 10:30	30.3	0.0	10.1
2/15/2022 10:40	11.4	2/15/2022 10:40	16	0.0	4.6
2/15/2022 10:50	9.6	2/15/2022 10:50	16.4	0.0	6.8
2/15/2022 11:00	10.6	2/15/2022 11:00	33.4	0.0	22.8
2/15/2022 11:10	13.9	2/15/2022 11:10	25.2	0.0	11.3
2/15/2022 11:20	14.2	2/15/2022 11:20	22	0.0	7.8
2/15/2022 11:30	12.5	2/15/2022 11:30	18	0.0	5.5
2/15/2022 11:40	8.9	2/15/2022 11:40	20.7	0.0	11.8
2/15/2022 11:50	8.7	2/15/2022 11:50	19.5	0.0	10.8
2/15/2022 12:00	9.7	2/15/2022 12:00	17.6	0.0	7.9
2/15/2022 12:10	8.8	2/15/2022 12:10	18.5	0.0	9.7
2/15/2022 12:20	7.5	2/15/2022 12:20	16.3	0.0	8.8
2/15/2022 12:30	7.6	2/15/2022 12:30	12.8	0.0	5.2
2/15/2022 12:40	8.5	2/15/2022 12:40	14.1	0.0	5.6
2/15/2022 12:50	8.4	2/15/2022 12:50	14.4	0.0	6
2/15/2022 13:00	8.2	2/15/2022 13:00	30.2	0.0	22
2/15/2022 13:10	7.6	2/15/2022 13:10	11.5	0.0	3.9
2/15/2022 13:20	7.7	2/15/2022 13:20	11.6	0.0	3.9
2/15/2022 13:30	8.4	2/15/2022 13:30	11.2	0.0	2.8
2/15/2022 13:40	7.3	2/15/2022 13:40	18.7	0.0	11.4
2/15/2022 13:50	6.1	2/15/2022 13:50	14.7	0.0	8.6
2/15/2022 14:00	6	2/15/2022 14:00	22.6	0.0	16.6
2/15/2022 14:10	6.1	2/15/2022 14:10	15.7	0.0	9.6
2/15/2022 14:20	7.5	2/15/2022 14:20	28.3	0.0	20.8
2/15/2022 14:30	5.7	2/15/2022 14:30	51.9	0.0	46.2
2/15/2022 14:40	5.5	2/15/2022 14:40	23.1	0.0	17.6
2/15/2022 14:50	6.8	2/15/2022 14:50	23.6	0.0	16.8
2/15/2022 15:00	6.1	2/15/2022 15:00	20.9	0.0	14.8
2/15/2022 15:10	5.4	2/15/2022 15:10	20.7	0.0	15.3
2/15/2022 15:20	6.1	2/15/2022 15:20	24.2	0.0	18.1
2/15/2022 15:30	5.9				-5.9
					0

*****Particulate Threshold PM 10 15minute average = 100µg/m³ above background***

BRYDGES ENGINEERING
IN ENVIRONMENT AND ENERGY, DPC

Site Name: Pilgrim Village-Family Site **Date:** Tuesday, February 15, 2022

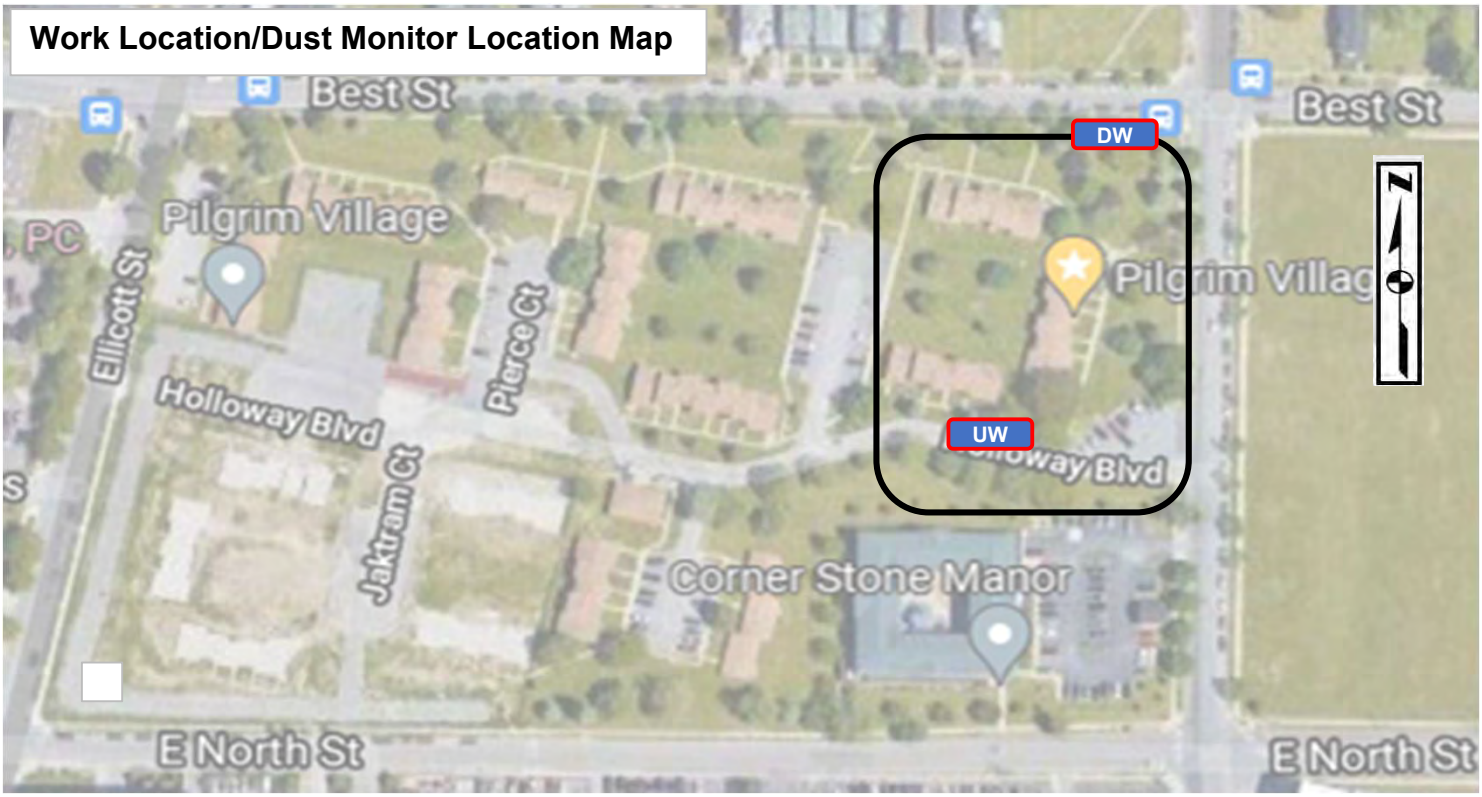

LEGEND

- UW — Dust Monitor Location (Upwind)
- DW — Dust Monitor Location (Downwind)
- Work Location

960 Busti Ave.
Buffalo, New York 14213

DAILY FIELD REPORT

Date:	Wednesday, February 16, 2022
Site Name:	Pilgrim Village-Family Site
Location:	1100 Michigan Ave., Buffalo
Contractor-Subcontrators:	Kulbacks - Empire Building Diagnostics (EBD)
Weather Conditions:	Partly Cloudy 39 Deg F Wind: S 15mph

Description of Work Performed:

Hauling contaminated soil to Tonawanda Landfill.

Excavating on the north end of building #79-84 adjacent to Best and Michigan.

Excavating on the east side of the building between the building and Michigan Ave.

At 11:15am discovered green gray and black odorous material in former gas station site. Approximatly 40' from best and 20 from Michigan. Check with PID, readings were 34ppm - 534ppm.

Excavated gas station area to virgin clay approximately 4' deep. Pulled bottom samples GSB-5, GSB-6, GSB-10 and GSB-11

EBD performing contrlled demolition on building #85-89.

Dust monitors are running. No indication of dust.

(Use attached sheet for additional work description)

Problems/Observations Noted:
None

Health and Safety Monitoring:
None

Contractor Work Force:	Kulbacks: 1 Superintendant 3 operators
	EBD: 1 Supt, 2 Operators, 1 Laborer
Contractor Equipment:	Kulbacks: 2 excavators, 2 dozers, 1 skidsteer, 2 rollers
	EBD: 2 excavators
Attachments:	Daily Photolog, Air Monitoring Report, Work Location Map
Inspector's Name:	Libby Broderick

BRYDGES ENGINEERING
IN ENVIRONMENT AND ENERGY, DPC

960 Busti Ave.
Buffalo, New York 14213

DAILY FIELD REPORT

Date:	Wednesday, February 16, 2022
Site Name:	Pilgrim Village-Family Site
Location:	1100 Michigan Ave., Buffalo

Description of Work Performed (cont):

Materials Import/Export

Imported Material:

Material	Truck #		Loads		Amount (Tons)
				Total Stone Delivered (Tons)	0

Exported Material:

Material	Destination	Loads
Contaminated Soil	Tonawanda Landfill	39
	Total Material Hauled - Approx. (Tons)	**780**
	Total Material Hauled - Approx. (Tons)	**0**

Photo Log

Site: Pilgrim Village-Family Site

Date: Wednesday, February 16, 2022

Demolition taking place on units #85-89. Looking northeast.

Discovered pocket of gray green odorous material adjacent to old foundation in former gas station location. Looking north.

Discovered pocket of gray green odorous material adjacent to old foundation in former gas station location. Looking north.

Excavated former gas station area to virgin clay. No evidence of tanks. Looking north.

BRYDGES ENGINEERING
IN ENVIRONMENT AND ENERGY, DPC

Date: Wednesday, February 16, 2022

Site Name: Pilgrim Village-Family Site

Upwind Data		Downwind Data			Delta
Time	PM10 15min Average (µg/m³)	Time	PM10 15min Average (µg/m³)	VOC 15min Average (ppm)	PM10 15min Average (µg/m³)
2/16/2022 8:10	22.2	2/16/2022 8:10	27.3	0.0	5.1
2/16/2022 8:20	15.8	2/16/2022 8:20	58.7	0.0	42.9
2/16/2022 8:30	21.8	2/16/2022 8:30	46.9	0.0	25.1
2/16/2022 8:40	27.5	2/16/2022 8:40	29.7	0.0	2.2
2/16/2022 8:50	18.3	2/16/2022 8:50	34.7	0.0	16.4
2/16/2022 9:00	22.6	2/16/2022 9:00	58.8	0.0	36.2
2/16/2022 9:10	21.4	2/16/2022 9:10	36.7	0.0	15.3
2/16/2022 9:20	19.6	2/16/2022 9:20	17.3	0.0	-2.3
2/16/2022 9:30	18.9	2/16/2022 9:30	16	0.0	-2.9
2/16/2022 9:40	21	2/16/2022 9:40	31.4	0.0	10.4
2/16/2022 9:50	28.4	2/16/2022 9:50	59	0.0	30.6
2/16/2022 10:00	28.2	2/16/2022 10:00	39.5	0.0	11.3
2/16/2022 10:10	20.6	2/16/2022 10:10	54.2	0.0	33.6
2/16/2022 10:20	15.7	2/16/2022 10:20	36.5	0.0	20.8
2/16/2022 10:30	18.2	2/16/2022 10:30	19.8	0.0	1.6
2/16/2022 10:40	19.8	2/16/2022 10:40	23.7	0.0	3.9
2/16/2022 10:50	13.7	2/16/2022 10:50	23.3	0.0	9.6
2/16/2022 11:00	24.7	2/16/2022 11:00	15.9	0.0	-8.8
2/16/2022 11:10	24.4	2/16/2022 11:10	15.7	0.0	-8.7
2/16/2022 11:20	30.6	2/16/2022 11:20	33.5	0.0	2.9
2/16/2022 11:30	22.1	2/16/2022 11:30	29.1	0.0	7
2/16/2022 11:40	15.8	2/16/2022 11:40	27	0.0	11.2
2/16/2022 11:50	16.4	2/16/2022 11:50	44.1	0.0	27.7
2/16/2022 12:00	12.7	2/16/2022 12:00	17.3	0.0	4.6
2/16/2022 12:10	13	2/16/2022 12:10	12.7	0.0	-0.3
2/16/2022 12:20	14.7	2/16/2022 12:20	13.2	0.0	-1.5
2/16/2022 12:30	20.4	2/16/2022 12:30	12.8	0.0	-7.6
2/16/2022 12:40	24	2/16/2022 12:40	12.6	0.0	-11.4
2/16/2022 12:50	19.2	2/16/2022 12:50	14.1	0.0	-5.1
2/16/2022 13:00	17.1	2/16/2022 13:00	17.2	0.0	0.1
2/16/2022 13:10	13.3	2/16/2022 13:10	16.9	0.0	3.6
2/16/2022 13:20	14.4	2/16/2022 13:20	18.9	0.0	4.5
2/16/2022 13:30	19.6	2/16/2022 13:30	16.8	0.0	-2.8
2/16/2022 13:40	11.2	2/16/2022 13:40	19.3	0.0	8.1
2/16/2022 13:50	11.8	2/16/2022 13:50	19.3	0.0	7.5
2/16/2022 14:00	11.7	2/16/2022 14:00	21.5	0.0	9.8
2/16/2022 14:10	13.6	2/16/2022 14:10	19.4	0.0	5.8
2/16/2022 14:20	15.2	2/16/2022 14:20	14.8	0.0	-0.4
2/16/2022 14:30	13.2	2/16/2022 14:30	15.3	0.0	2.1
2/16/2022 14:40	18.4	2/16/2022 14:40	12.9	0.0	-5.5
2/16/2022 14:50	21.1	2/16/2022 14:50	11.7	0.0	-9.4
2/16/2022 15:00	14	2/16/2022 15:00	13.3	0.0	-0.7
2/16/2022 15:10	13.9	2/16/2022 15:10	12.2	0.0	-1.7
2/16/2022 15:20	12.4	2/15/2022 15:10	20.7	0.0	8.3
2/15/2022 15:20	6.1	2/15/2022 15:20	24.2	0.0	18.1
2/15/2022 15:30	5.9				-5.9
					0

*****Particulate Threshold PM 10 15minute average = 100µg/m³ above background***

BRYDGES ENGINEERING
IN ENVIRONMENT AND ENERGY, DPC

Site Name: Pilgrim Village-Family Site **Date:** Wednesday, February 16, 2022

LEGEND

- UW — Dust Monitor Location (Upwind)
- DW — Dust Monitor Location (Downwind)
- Work Location

960 Busti Ave.
Buffalo, New York 14213

DAILY FIELD REPORT

Date:	Thursday, February 17, 2022
Site Name:	Pilgrim Village-Family Site
Location:	1100 Michigan Ave., Buffalo
Contractor-Subcontrators:	Kulbacks - Empire Building Diagnostics (EBD)
Weather Conditions:	Rain 51 Deg F Wind: SW 10mph

Description of Work Performed:

Hauling contaminated soil to Tonawanda Landfill.

Excavating on the north side of building #73-77 between the building and Best.

Excavating on the east side of the building between the building and Michigan Ave.

Due to heavy rain, no dust monitors were set up. No indication of dust.

EBD performing contrlled demolition on building #85-89.

(Use attached sheet for additional work description)

Problems/Observations Noted:
None

Health and Safety Monitoring:
None

Contractor Work Force:	Kulbacks: 1 Superintendant 3 operators
	EBD: 1 Supt, 2 Operators, 1 Laborer
Contractor Equipment:	Kulbacks: 2 excavators, 2 dozers, 1 skidsteer, 2 rollers
	EBD: 2 excavators
Attachments:	Daily Photolog, Work Location Map
Inspector's Name:	Libby Broderick

BRYDGES ENGINEERING
IN ENVIRONMENT AND ENERGY, DPC

960 Busti Ave.
Buffalo, New York 14213

DAILY FIELD REPORT

Date:	Thursday, February 17, 2022
Site Name:	Pilgrim Village-Family Site
Location:	1100 Michigan Ave., Buffalo

Description of Work Performed (cont):

Materials Import/Export

Imported Material:

Material	Truck #		Loads		Amount (Tons)
			Total Stone Delivered (Tons)		0

Exported Material:

Material	Destination	Loads
Contaminated Soil	Tonawanda Landfill	40
	Total Material Hauled - Approx. (Tons)	**800**
	Total Material Hauled - Approx. (Tons)	**0**

Photo Log

Site: Pilgrim Village-Family Site

Date: Thursday, February 17, 2022

Excavating on the northside of Bldg #73-77, between building and Best.

Excavated gas station area in northeast corner. Looking northeast.

Excavating on the northside of Bldg #73-77, between building and Best.

Loading trucks with contaminated soil to take to landfill. Looking east.

BRYDGES ENGINEERING
IN ENVIRONMENT AND ENERGY, DPC

Site Name: Pilgrim Village-Family Site **Date:** Thursday, February 17, 2022

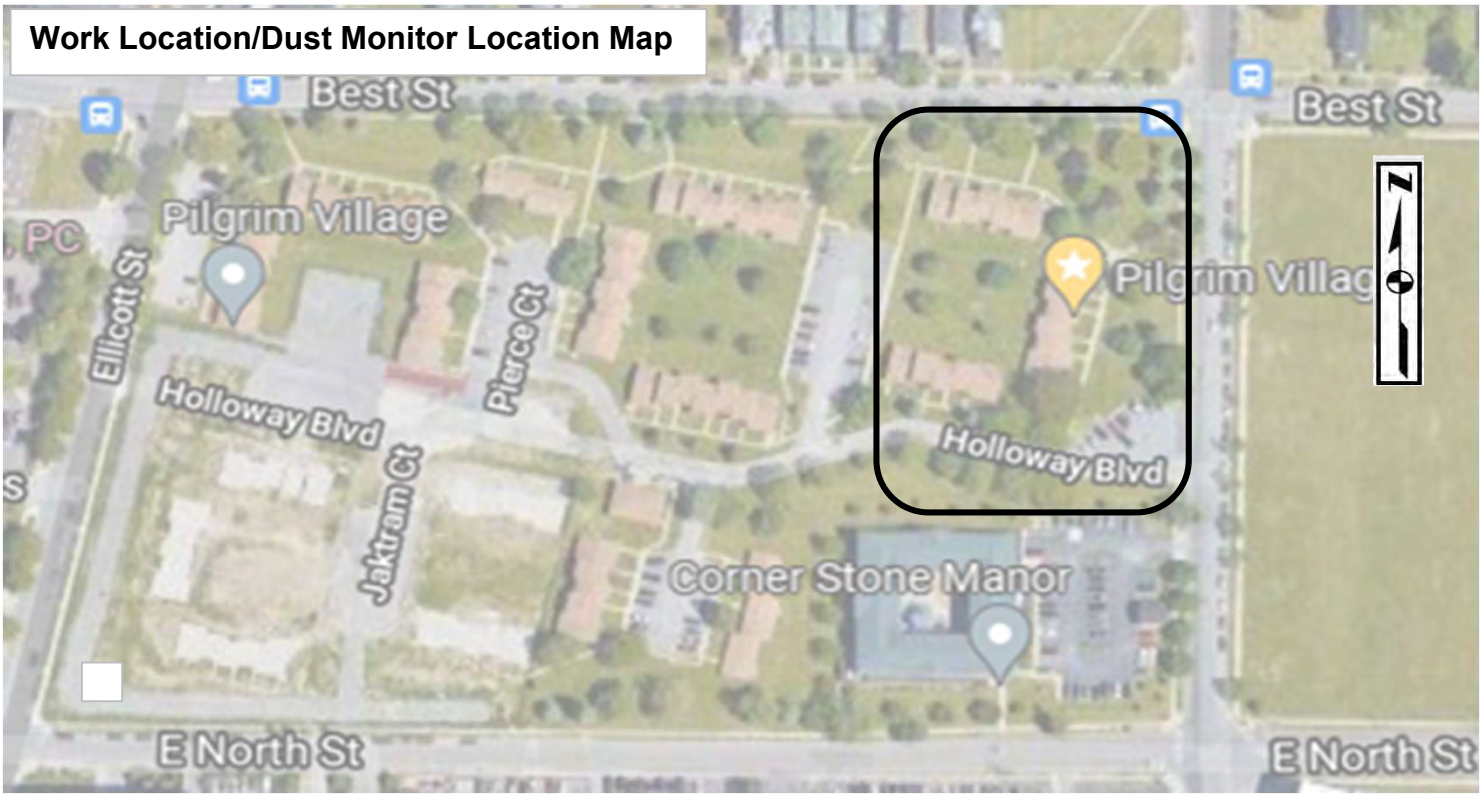

LEGEND

- UW — Dust Monitor Location (Upwind)
- DW — Dust Monitor Location (Downwind)
- Work Location

960 Busti Ave.
Buffalo, New York 14213

DAILY FIELD REPORT

Date:	Friday, February 18, 2022
Site Name:	Pilgrim Village-Family Site
Location:	1100 Michigan Ave., Buffalo
Contractor-Subcontrators:	Kulbacks - Empire Building Diagnostics (EBD)
Weather Conditions:	Snow 19 Deg F Wind: NW 21mph

Description of Work Performed:

Cleaning up snow and ice from yesterdays storm.

No earthwork taking place.

EBC loading out demo debris.

EBD performing contrlled demolition on building #85-89.

Due to inclement weather, no dust monitors were set up. No visual indication of dust.

(Use attached sheet for additional work description)

Problems/Observations Noted:
None

Health and Safety Monitoring:
None

Contractor Work Force:	Kulbacks: 1 Superintendant 3 operators
	EBD: 1 Supt, 2 Operators, 1 Laborer
Contractor Equipment:	Kulbacks: 2 excavators, 2 dozers, 1 skidsteer, 2 rollers
	EBD: 2 excavators
Attachments:	Daily Photolog, Air Monitoring Report, Work Location Map
Inspector's Name:	Libby Broderick

Photo Log

Site: Pilgrim Village-Family Site

Date: Friday, February 18, 2022

Storm over night left a blanket of snow. Looking northeast.

Storm over night left a blanket of snow. Looking west.

Storm over night left a blanket of snow. Looking northwest.

EBC loading out demo debris. Looking northwest.

BRYDGES ENGINEERING
IN ENVIRONMENT AND ENERGY, DPC

Site Name: Pilgrim Village-Family Site **Date:** Friday, February 18, 2022

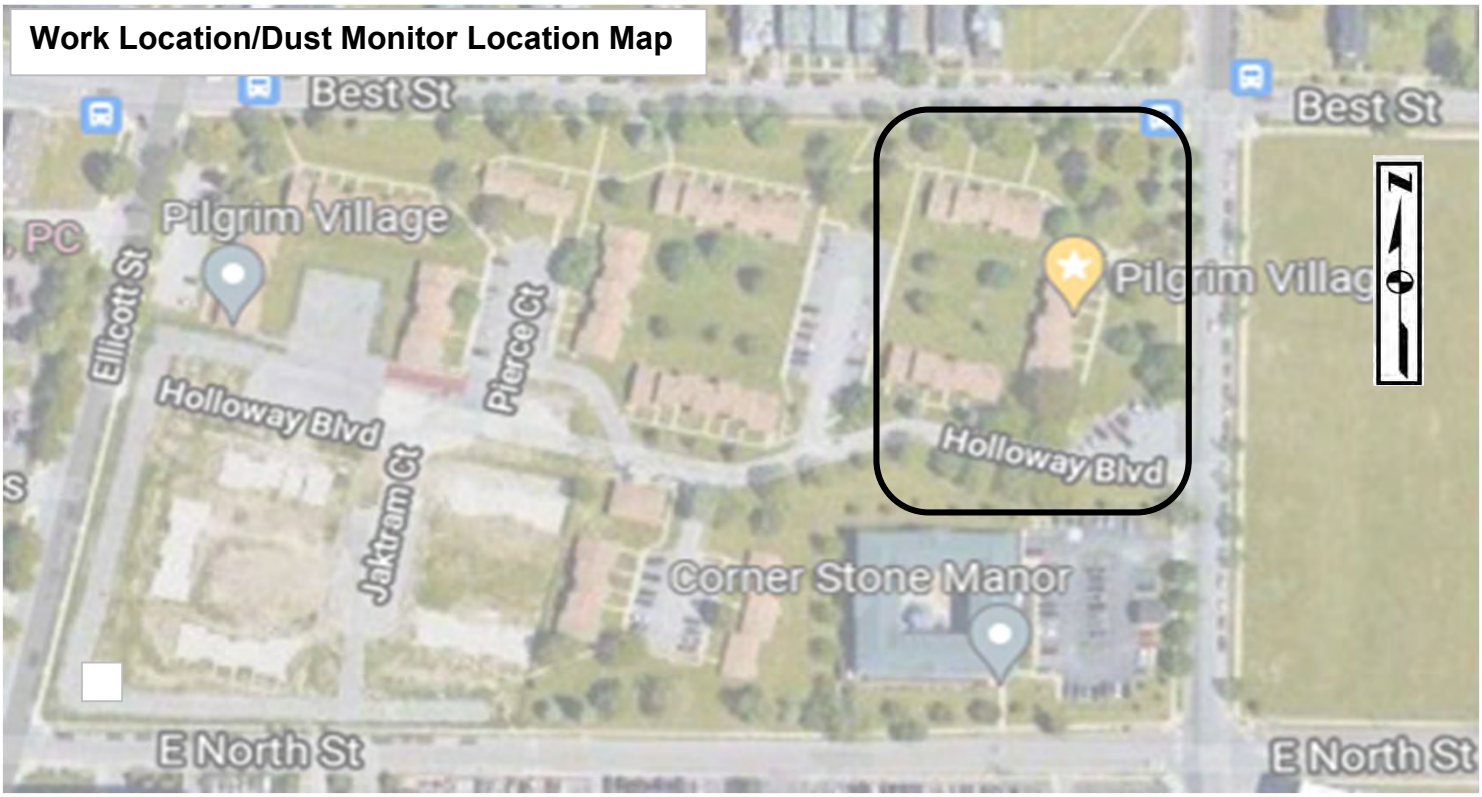

LEGEND

- UW — Dust Monitor Location (Upwind)
- DW — Dust Monitor Location (Downwind)
- Work Location

BRYDGES ENGINEERING
IN ENVIRONMENT AND ENERGY, DPC

960 Busti Ave.
Buffalo, New York 14213

DAILY FIELD REPORT

Date:	Monday, February 21, 2022
Site Name:	Pilgrim Village-Family Site
Location:	1100 Michigan Ave., Buffalo
Contractor-Subcontrators:	Kulbacks - Empire Building Diagnostics (EBD)
Weather Conditions:	Clear 34 Deg F Wind: S 7mph

Description of Work Performed:

Loading trucks with contaminated soil to haul to Tonawanda Landfill.

Excavating on the northside of Bldg #73-77 between the building and Best St.

EBC demolishing foundations for building #85-89.

EBD performing contrlled demolition on building #78-84.

Dust monitors were running. No indication of dust.

(Use attached sheet for additional work description)

Problems/Observations Noted:
None

Health and Safety Monitoring:
None

Contractor Work Force:	Kulbacks: 1 Superintendant 3 operators
	EBD: 1 Supt, 2 Operators, 1 Laborer
Contractor Equipment:	Kulbacks: 2 excavators, 2 dozers, 1 skidsteer, 2 rollers
	EBD: 2 excavators
Attachments:	Daily Photolog, Air Monitoring Report, Work Location Map
Inspector's Name:	Libby Broderick

BRYDGES ENGINEERING
IN ENVIRONMENT AND ENERGY, DPC

960 Busti Ave.
Buffalo, New York 14213

DAILY FIELD REPORT

Date:	Monday, February 21, 2022
Site Name:	Pilgrim Village-Family Site
Location:	1100 Michigan Ave., Buffalo

Description of Work Performed (cont):

Materials Import/Export

Imported Material:

Material	Truck #		Loads		Amount (Tons)
Stone - Lafarge	38				21.95
Stone - Lafarge	59				22.43
Stone - County Line	77				21.01
				Total Stone Delivered (Tons)	65.39

Exported Material:

Material	Destination	Loads
Contaminated Soil	Tonawanda Landfill	47
	Total Material Hauled - Approx. (Tons)	**940**
	Total Material Hauled - Approx. (Tons)	**0**

Photo Log

Site: Pilgrim Village-Family Site

Date: Monday, February 21, 2022

Foundation for building #85-89. Looking north.

Demolishing building #78-84. Looking east.

Excavating on the north side of building #73-77. Looking east.

Excavating on the north side of building #73-77. Looking northeast.

BRYDGES ENGINEERING
IN ENVIRONMENT AND ENERGY, DPC

Date: Monday, February 21, 2022

Site Name: Pilgrim Village-Family Site

Upwind Data		Downwind Data			Delta
Time	PM10 15min Average (µg/m³)	Time	PM10 15min Average (µg/m³)	VOC 15min Average (ppm)	PM10 15min Average (µg/m³)
2/21/2022 8:00	7.7				NA
2/21/2022 8:10	7.8				NA
2/21/2022 8:20	12.1	2/21/2022 8:20	12.1		0
2/21/2022 8:30	7.7	2/21/2022 8:30	11.1		3.4
2/21/2022 8:40	8.5	2/21/2022 8:40	8.8		0.3
2/21/2022 8:50	11.9	2/21/2022 8:50	11		-0.9
2/21/2022 9:00	10.4	2/21/2022 9:00	9.7		-0.7
2/21/2022 9:10	8.2	2/21/2022 9:10	8.6		0.4
2/21/2022 9:20	6.1	2/21/2022 9:20	9.3		3.2
2/21/2022 9:30	5.1	2/21/2022 9:30	13.8		8.7
2/21/2022 9:40	6.7	2/21/2022 9:40	13.9		7.2
2/21/2022 9:50	8	2/21/2022 9:50	13.2		5.2
2/21/2022 10:00	6.4	2/21/2022 10:00	13.8		7.4
2/21/2022 10:10	5.3	2/21/2022 10:10	11.6		6.3
2/21/2022 10:20	5.8	2/21/2022 10:20	12.5		6.7
2/21/2022 10:30	7	2/21/2022 10:30	9.3		2.3
2/21/2022 10:40	6.5	2/21/2022 10:40	8.3		1.8
2/21/2022 10:50	7.2	2/21/2022 10:50	10.8		3.6
2/21/2022 11:00	10.6	2/21/2022 11:00	12.3		1.7
2/21/2022 11:10	8.9	2/21/2022 11:10	12.6		3.7
2/21/2022 11:20	6.8	2/21/2022 11:20	12.9		6.1
2/21/2022 11:30	6.5	2/21/2022 11:30	13.7		7.2
2/21/2022 11:40	5.6	2/21/2022 11:40	65.9		60.3
2/21/2022 11:50	5.4	2/21/2022 11:50	34		28.6
2/21/2022 12:00	4.2	2/21/2022 12:00	11.5		7.3
2/21/2022 12:10	2.9	2/21/2022 12:10	14.9		12
2/21/2022 12:20	3.5	2/21/2022 12:20	14.2		10.7
2/21/2022 12:30	4	2/21/2022 12:30	11		7
2/21/2022 12:40	4.8	2/21/2022 12:40	6.6		1.8
2/21/2022 12:50	5.3	2/21/2022 12:50	5		-0.3
2/21/2022 13:00	9.4	2/21/2022 13:00	6.4		-3
2/21/2022 13:10	12.7	2/21/2022 13:10	6.7		-6
2/21/2022 13:20	11.1	2/21/2022 13:20	16.9		5.8
2/21/2022 13:30	8.1	2/21/2022 13:30	6		-2.1
2/21/2022 13:40	5.1	2/21/2022 13:40	4.5		-0.6
2/21/2022 13:50	14.5	2/21/2022 13:50	5		-9.5
2/21/2022 14:00	12.8	2/21/2022 14:00	6.4		-6.4
2/21/2022 14:10	14	2/21/2022 14:10	9.8		-4.2
2/21/2022 14:20	14.5	2/21/2022 14:20	9.5		-5
2/21/2022 14:30	16.9	2/21/2022 14:30	10.8		-6.1
2/21/2022 14:40	21.2	2/21/2022 14:40	7.6		-13.6
2/21/2022 14:50	15.8	2/21/2022 14:50	10.3		-5.5
2/21/2022 15:00	19.5	2/21/2022 15:00	11.6		-7.9
2/21/2022 15:10	20.4	2/21/2022 15:10	12.4		-8
					0
					0
					0

*****Particulate Threshold PM 10 15minute average = 100µg/m³ above background***

BRYDGES ENGINEERING
IN ENVIRONMENT AND ENERGY, DPC

Site Name: Pilgrim Village-Family Site **Date:** Monday, February 21, 2022

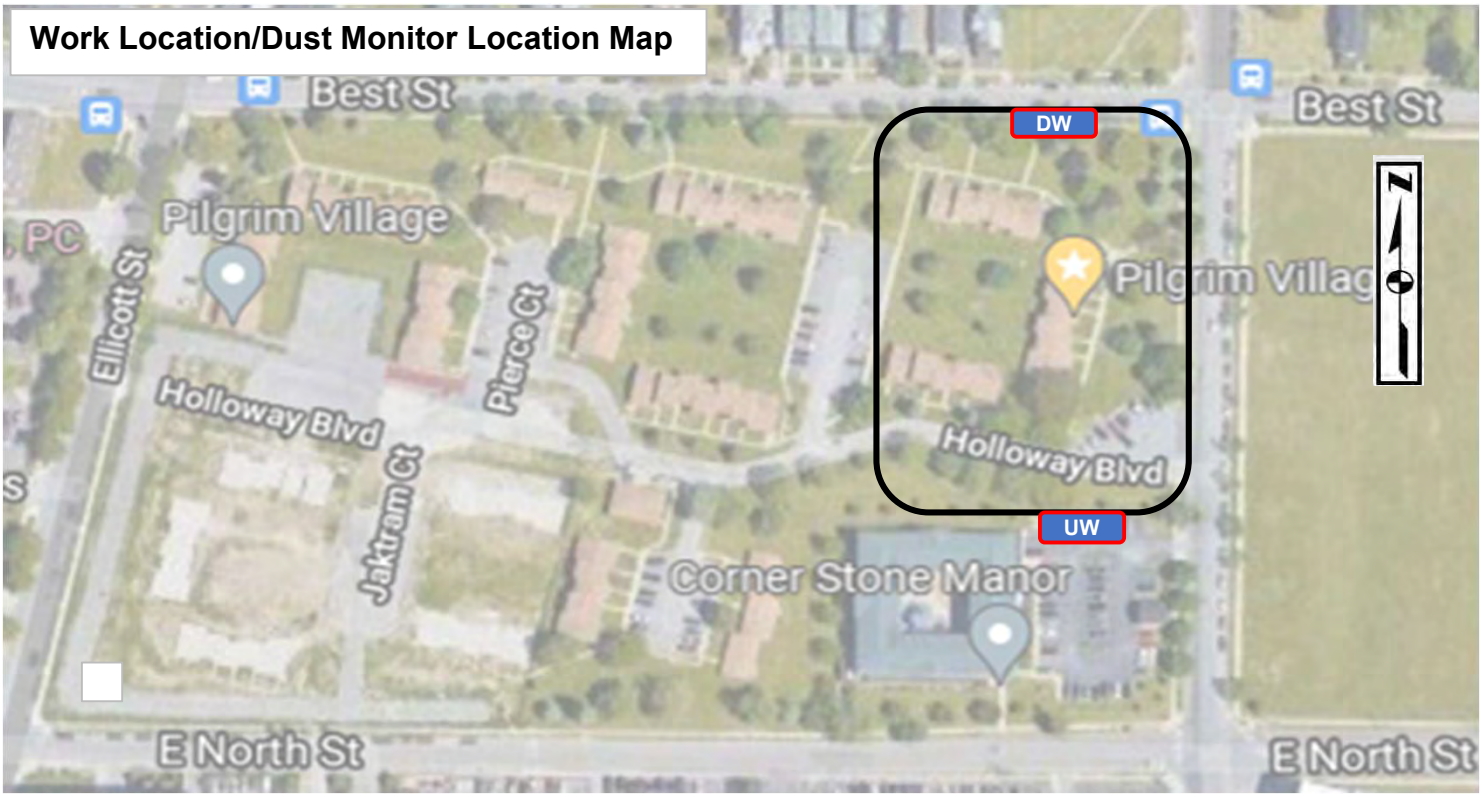

LEGEND

- UW — Dust Monitor Location (Upwind)
- DW — Dust Monitor Location (Downwind)
- Work Location

960 Busti Ave.
Buffalo, New York 14213

DAILY FIELD REPORT

Date:	Tuesday, February 22, 2022
Site Name:	Pilgrim Village-Family Site
Location:	1100 Michigan Ave., Buffalo
Contractor-Subcontrators:	Kulbacks - Empire Building Diagnostics (EBD)
Weather Conditions:	Rain 49 Deg F Wind: SE 8mph

Description of Work Performed:

Loading trucks with contaminated soil to haul to Tonawanda Landfill. At 10am, landfill shut us down due to poor conditions at the landfill. At 11:00 we were back on.

Excavating on the northside of Bldg #73-77 between the building and Best St.

EBC demolishing foundations for building #85-89.

EBD performing contrlled demolition on building #78-84.

Dust monitors were running. No indication of dust. Shut them down at 1:50pm due to inclement weather.

(Use attached sheet for additional work description)

Problems/Observations Noted:
None

Health and Safety Monitoring:
None

Contractor Work Force:	Kulbacks: 1 Superintendant 3 operators
	EBD: 1 Supt, 2 Operators, 1 Laborer
Contractor Equipment:	Kulbacks: 2 excavators, 2 dozers, 1 skidsteer, 2 rollers
	EBD: 2 excavators
Attachments:	Daily Photolog, Air Monitoring Report, Work Location Map
Inspector's Name:	Libby Broderick

960 Busti Ave.
Buffalo, New York 14213

DAILY FIELD REPORT

Date:	Tuesday, February 22, 2022
Site Name:	Pilgrim Village-Family Site
Location:	1100 Michigan Ave., Buffalo

Description of Work Performed (cont):

Materials Import/Export

Imported Material:

Material	Truck #		Loads		Amount (Tons)
Stone - Lafarge	10				21.19
Stone - County Line	77				87.94
				Total Stone Delivered (Tons)	109.13

Exported Material:

Material	Destination	Loads
Contaminated Soil	Tonawanda Landfill	32
	Total Material Hauled - Approx. (Tons)	**640**
	Total Material Hauled - Approx. (Tons)	**0**

Photo Log

Site: Pilgrim Village-Family Site

Date: Tuesday, February 22, 2022

Foundation for building #85-89. Looking southeast.

Demolishing building #78-84. Looking east.

Built temporary road for loading demo debris. Looking northwest.

Built temporary road for loading demo debris. Looking northwest.

BRYDGES ENGINEERING
IN ENVIRONMENT AND ENERGY, DPC

Date: Tuesday, February 22, 2022

Site Name: Pilgrim Village-Family Site

Upwind Data		Downwind Data			Delta
Time	PM10 15min Average (µg/m³)	Time	PM10 15min Average (µg/m³)	VOC 15min Average (ppm)	PM10 15min Average (µg/m³)
		2/22/2022 8:00	16.9		NA
2/22/2022 8:10	21.6	2/22/2022 8:10	18.4		-3.2
2/22/2022 8:20	40.3	2/22/2022 8:20	39.1		-1.2
2/22/2022 8:30	23.5	2/22/2022 8:30	31.8		8.3
2/22/2022 8:40	19	2/22/2022 8:40	38.5		19.5
2/22/2022 8:50	24.3	2/22/2022 8:50	51.9		27.6
2/22/2022 9:00	27.3	2/22/2022 9:00	45.9		18.6
2/22/2022 9:10	24.4	2/22/2022 9:10	59.5		35.1
2/22/2022 9:20	24.5	2/22/2022 9:20	66.9		42.4
2/22/2022 9:30	20.6	2/22/2022 9:30	55.3		34.7
2/22/2022 9:40	11.4	2/22/2022 9:40	49.6		38.2
2/22/2022 9:50	11.7	2/22/2022 9:50	51		39.3
2/22/2022 10:00	12.5	2/22/2022 10:00	60.7		48.2
2/22/2022 10:10	75.6	2/22/2022 10:10	67.1		-8.5
2/22/2022 10:20	77.5	2/22/2022 10:20	40.2		-37.3
2/22/2022 10:30	15.3	2/22/2022 10:30	32.9		17.6
2/22/2022 10:40	11.2	2/22/2022 10:40	25.3		14.1
2/22/2022 10:50	8.3	2/22/2022 10:50	20.1		11.8
2/22/2022 11:00	7.5	2/22/2022 11:00	18.5		11
2/22/2022 11:10	6.6	2/22/2022 11:10	14.2		7.6
2/22/2022 11:20	5.5	2/22/2022 11:20	13.1		7.6
2/22/2022 11:30	6.4	2/22/2022 11:30	17.8		11.4
2/22/2022 11:40	5.9	2/22/2022 11:40	21.5		15.6
2/22/2022 11:50	4.7	2/22/2022 11:50	20.3		15.6
2/22/2022 12:00	4.2	2/22/2022 12:00	19		14.8
2/22/2022 12:10	5.1	2/22/2022 12:10	17.9		12.8
2/22/2022 12:20	5.4	2/22/2022 12:20	16.6		11.2
2/22/2022 12:30	7.7	2/22/2022 12:30	15.8		8.1
2/22/2022 12:40	10.1	2/22/2022 12:40	12.1		2
2/22/2022 12:50	9	2/22/2022 12:50	8.6		-0.4
2/22/2022 13:00	10	2/22/2022 13:00	14.8		4.8
2/22/2022 13:10	11.4	2/22/2022 13:10	14.5		3.1
2/22/2022 13:20	10.8	2/22/2022 13:20	7.1		-3.7
2/22/2022 13:30	11.4	2/22/2022 13:30	6.7		-4.7
2/22/2022 13:40	10.5	2/22/2022 13:40	8.1		-2.4
2/22/2022 13:50	10.8	2/21/2022 13:50	5		-5.8
2/21/2022 13:50	14.5	2/21/2022 14:00	6.4		-8.1
2/21/2022 14:00	12.8	2/21/2022 14:10	9.8		-3
2/21/2022 14:10	14	2/21/2022 14:20	9.5		-4.5
2/21/2022 14:20	14.5	2/21/2022 14:30	10.8		-3.7
2/21/2022 14:30	16.9	2/21/2022 14:40	7.6		-9.3
2/21/2022 14:40	21.2	2/21/2022 14:50	10.3		-10.9
2/21/2022 14:50	15.8	2/21/2022 15:00	11.6		-4.2
2/21/2022 15:00	19.5	2/21/2022 15:10	12.4		-7.1
2/21/2022 15:10	20.4				-20.4
					0
					0

*****Particulate Threshold PM 10 15minute average = 100µg/m³ above background***

BRYDGES ENGINEERING
IN ENVIRONMENT AND ENERGY, DPC

Site Name: Pilgrim Village-Family Site **Date:** Tuesday, February 22, 2022

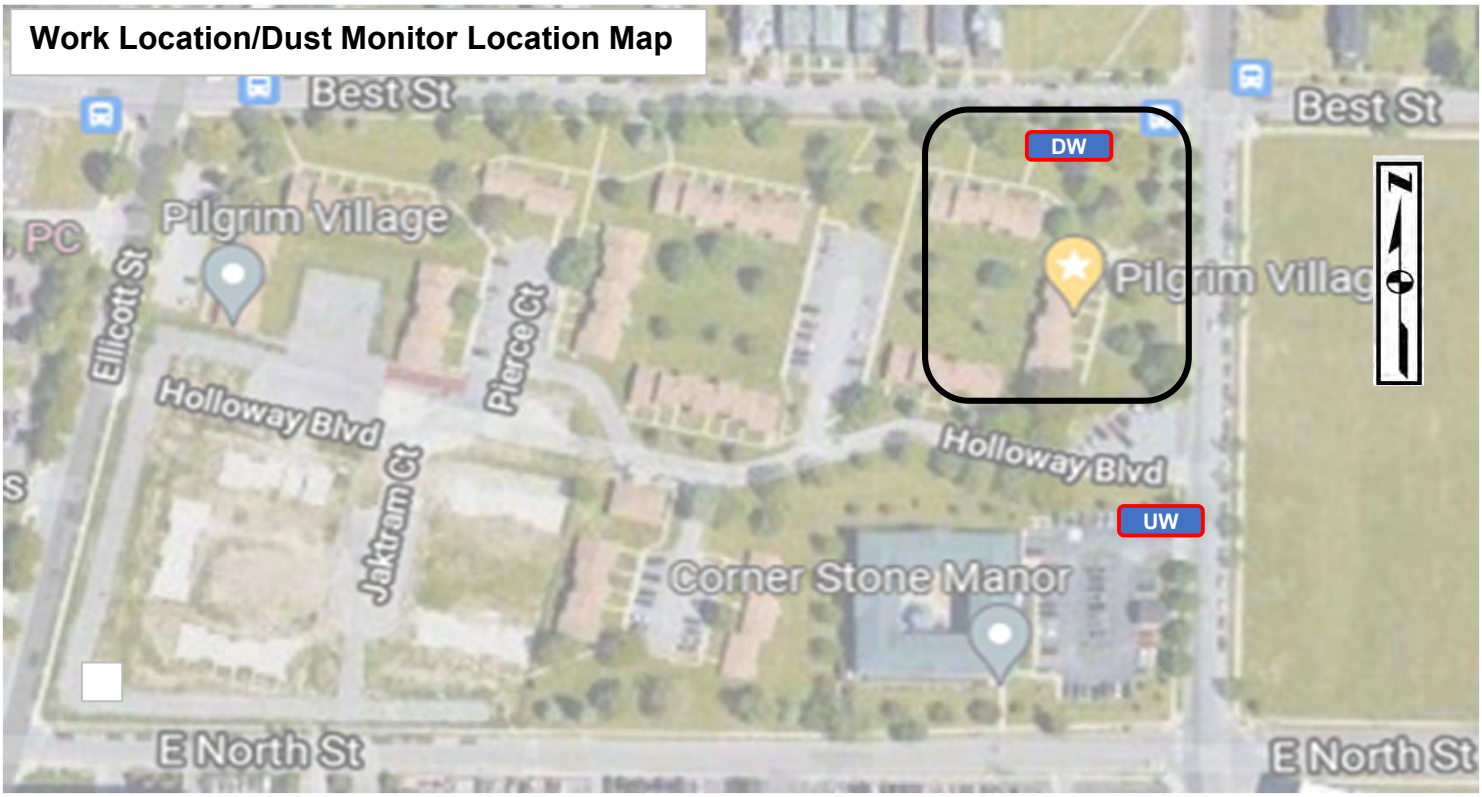

LEGEND

- UW — Dust Monitor Location (Upwind)
- DW — Dust Monitor Location (Downwind)
- Work Location

960 Busti Ave.
Buffalo, New York 14213

DAILY FIELD REPORT

Date:	Wednesday, February 23, 2022
Site Name:	Pilgrim Village-Family Site
Location:	1100 Michigan Ave., Buffalo
Contractor-Subcontrators:	Kulbacks - Empire Building Diagnostics (EBD)
Weather Conditions:	Cloudy 34 Deg F Wind: W 15mph

Description of Work Performed:

Loading trucks with contaminated soil to haul to Tonawanda Landfill. At 10am, landfill shut us down due to poor conditions at the landfill. At 11:00 we were back on.

Excavating on the northside of Bldg #73-77 between the building and Best St.

EBC demolishing foundations for building #85-89.

Built stone road for access for tractor trailer to laod out debris from Bldg. #73-77.

Dust monitors were running. No indication of dust.

(Use attached sheet for additional work description)

Problems/Observations Noted:
None

Health and Safety Monitoring:
None

Contractor Work Force:	Kulbacks: 1 Superintendant 3 operators
	EBD: 1 Supt, 2 Operators, 1 Laborer
Contractor Equipment:	Kulbacks: 2 excavators, 2 dozers, 1 skidsteer, 2 rollers
	EBD: 2 excavators
Attachments:	Daily Photolog, Air Monitoring Report, Work Location Map
Inspector's Name:	Libby Broderick

BRYDGES ENGINEERING
IN ENVIRONMENT AND ENERGY, DPC

960 Busti Ave.
Buffalo, New York 14213

DAILY FIELD REPORT

Date:	Wednesday, February 23, 2022
Site Name:	Pilgrim Village-Family Site
Location:	1100 Michigan Ave., Buffalo

Description of Work Performed (cont):

Materials Import/Export

Imported Material:

Material	Truck #		Loads		Amount (Tons)
				Total Stone Delivered (Tons)	0

Exported Material:

Material	Destination	Loads
Contaminated Soil	Tonawanda Landfill	22
	Total Material Hauled - Approx. (Tons)	**440**
	Total Material Hauled - Approx. (Tons)	**0**

Photo Log

Site: Pilgrim Village-Family Site

Date: Wednesday, February 23, 2022

Foundation for building #85-89. Looking south.

Removing demo debris from Bldg #78-84. Looking east.

West side of Bldg. #73-77. Looking north.

North side of Bldg. #73-77. Looking east.

BRYDGES ENGINEERING
IN ENVIRONMENT AND ENERGY, DPC

Date: Wednesday, February 23, 2022

Site Name: Pilgrim Village-Family Site

Upwind Data		Downwind Data			Delta
Time	PM10 15min Average (µg/m³)	Time	PM10 15min Average (µg/m³)	VOC 15min Average (ppm)	PM10 15min Average (µg/m³)
2/23/2022 7:50	2.9	2/23/2022 7:50	4.3	0.0	1.4
2/23/2022 8:00	3.7	2/23/2022 8:00	7.1	0.0	3.4
2/23/2022 8:10	4.1	2/23/2022 8:10	6.9	0.0	2.8
2/23/2022 8:20	3.3	2/23/2022 8:20	8.8	0.0	5.5
2/23/2022 8:30	3.1	2/23/2022 8:30	11.4	0.0	8.3
2/23/2022 8:40	3	2/23/2022 8:40	13.4	0.0	10.4
2/23/2022 8:50	3.7	2/23/2022 8:50	15.8	0.0	12.1
2/23/2022 9:00	3.5	2/23/2022 9:00	12.3	0.0	8.8
2/23/2022 9:10	3.7	2/23/2022 9:10	11.3	0.0	7.6
2/23/2022 9:20	3.7	2/23/2022 9:20	9.6	0.0	5.9
2/23/2022 9:30	3.4	2/23/2022 9:30	5.5	0.0	2.1
2/23/2022 9:40	2.5	2/23/2022 9:40	4.1	0.0	1.6
2/23/2022 9:50	2.2	2/23/2022 9:50	5.3	0.0	3.1
2/23/2022 10:00	1.7	2/23/2022 10:00	28.6	0.0	26.9
2/23/2022 10:10	1.6	2/23/2022 10:10	34.8	0.0	33.2
2/23/2022 10:20	2	2/23/2022 10:20	6.6	0.0	4.6
2/23/2022 10:30	2.2	2/23/2022 10:30	7	0.0	4.8
2/23/2022 10:40	2.5	2/23/2022 10:40	8.7	0.0	6.2
2/23/2022 10:50	2.2	2/23/2022 10:50	8.4	0.0	6.2
2/23/2022 11:00	1.9	2/23/2022 11:00	5.9	0.0	4
2/23/2022 11:10	1.7	2/23/2022 11:10	5.6	0.0	3.9
2/23/2022 11:20	1.7	2/23/2022 11:20	5.1	0.0	3.4
2/23/2022 11:30	2.6	2/23/2022 11:30	5.9	0.0	3.3
2/23/2022 11:40	2.4	2/23/2022 11:40	5.4	0.0	3
2/23/2022 11:50	2.5	2/23/2022 11:50	6.8	0.0	4.3
2/23/2022 12:00	3.2	2/23/2022 12:00	6.5	0.0	3.3
2/23/2022 12:10	3.8	2/23/2022 12:10	8.3	0.0	4.5
2/23/2022 12:20	3	2/23/2022 12:20	8.7	0.0	5.7
2/23/2022 12:30	3.3	2/23/2022 12:30	7.7	0.0	4.4
2/23/2022 12:40	2.8	2/23/2022 12:40	8.7	0.0	5.9
2/23/2022 12:50	2	2/23/2022 12:50	12.3	0.0	10.3
2/23/2022 13:00	3	2/23/2022 13:00	12.1	0.0	9.1
2/23/2022 13:10	4	2/23/2022 13:10	7.6	0.0	3.6
2/23/2022 13:20	4.2	2/23/2022 13:20	6.5	0.0	2.3
2/23/2022 13:30	3.3	2/23/2022 13:30	8.4	0.0	5.1
2/23/2022 13:40	3	2/23/2022 13:40	9.4	0.0	6.4
2/23/2022 13:50	3.6	2/23/2022 13:50	10.7	0.0	7.1
2/23/2022 14:00	3.3	2/23/2022 14:00	14.6	0.0	11.3
2/23/2022 14:10	4.2	2/23/2022 14:10	9.2	0.0	5
2/23/2022 14:20	3.6	2/23/2022 14:20	13.2	0.0	9.6
2/23/2022 14:30	3.4	2/23/2022 14:30	16.3	0.0	12.9
2/23/2022 14:40	4.8	2/23/2022 14:40	10.5	0.0	5.7
2/23/2022 14:50	4.6	2/23/2022 14:50	4.8	0.0	0.2
2/23/2022 15:00	4.8	2/23/2022 15:00	7.8	0.0	3
2/23/2022 15:10	4.1	2/23/2022 15:10	9.2	0.0	5.1
2/23/2022 15:20	3.5	2/23/2022 15:20	8.4	0.0	4.9
					0

*****Particulate Threshold PM 10 15minute average = 100µg/m³ above background***

BRYDGES ENGINEERING
IN ENVIRONMENT AND ENERGY, DPC

Site Name: Pilgrim Village-Family Site **Date:** Wednesday, February 23, 2022

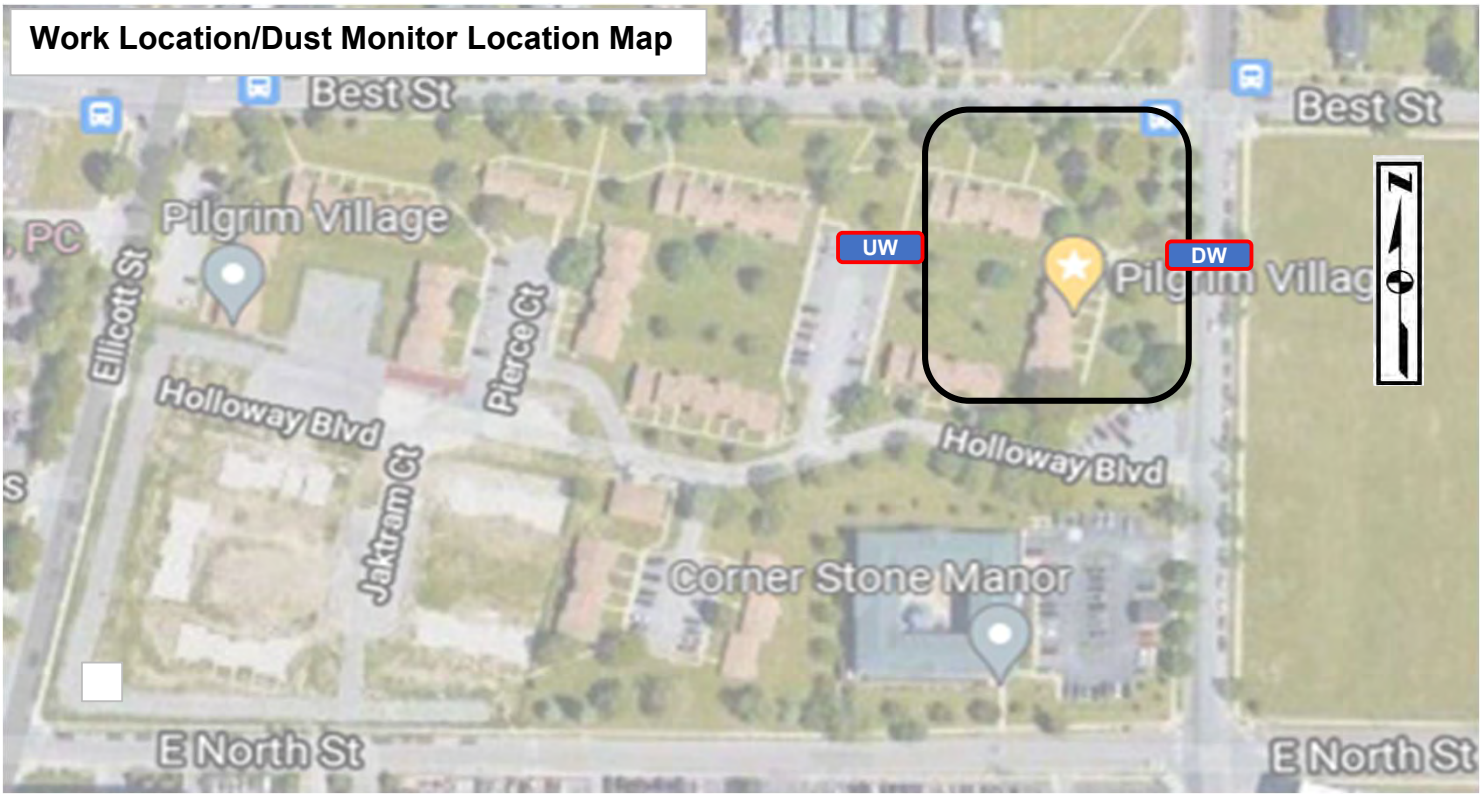

LEGEND

- UW — Dust Monitor Location (Upwind)
- DW — Dust Monitor Location (Downwind)
- Work Location

960 Busti Ave.
Buffalo, New York 14213

DAILY FIELD REPORT

Date:	Thursday, February 24, 2022
Site Name:	Pilgrim Village-Family Site
Location:	1100 Michigan Ave., Buffalo
Contractor-Subcontrators:	Kulbacks - Empire Building Diagnostics (EBD)
Weather Conditions:	Cloudy 19 Deg F Wind: NE 12mph

Description of Work Performed:

Loading trucks with contaminated soil to haul to Tonawanda Landfill.

Excavating on the northside of Bldg #73-77 between the building and Best St.

EBC demolishing foundations for building #85-89.

EBD performing contrlled demolition on building #78-83. Should have the building down today. Still need to load it out.

Dust monitors were running. No indication of dust.

(Use attached sheet for additional work description)

Problems/Observations Noted:
None

Health and Safety Monitoring:
None

Contractor Work Force:	Kulbacks: 1 Superintendant 3 operators
	EBD: 1 Supt, 2 Operators, 1 Laborer
Contractor Equipment:	Kulbacks: 2 excavators, 2 dozers, 1 skidsteer, 2 rollers
	EBD: 2 excavators
Attachments:	Daily Photolog, Air Monitoring Report, Work Location Map
Inspector's Name:	Libby Broderick

BRYDGES ENGINEERING
IN ENVIRONMENT AND ENERGY, DPC

960 Busti Ave.
Buffalo, New York 14213

DAILY FIELD REPORT

Date:	Thursday, February 24, 2022
Site Name:	Pilgrim Village-Family Site
Location:	1100 Michigan Ave., Buffalo

Description of Work Performed (cont):

Materials Import/Export

Imported Material:

Material	Truck #		Loads		Amount (Tons)
			Total Stone Delivered (Tons)		0

Exported Material:

Material	Destination	Loads
Contaminated Soil	Tonawanda Landfill	41
	Total Material Hauled - Approx. (Tons)	**820**
	Total Material Hauled - Approx. (Tons)	**0**

Photo Log

Site: Pilgrim Village-Family Site

Date: Thursday, February 24, 2022

Demolishing last unit in Bldg. #73-77.
Looking northeast.

Only foundations left of Bldg. #78-83.
Looking east.

Excavaing on the north side of Bldg. #73-77.
Looking east.

Removing foundations for both Bldg. #78-83
and #84-89.

BRYDGES ENGINEERING
IN ENVIRONMENT AND ENERGY, DPC

Date: Thursday, February 24, 2022

Site Name: Pilgrim Village-Family Site

Upwind Data		Downwind Data			Delta
Time	PM10 15min Average (µg/m³)	Time	PM10 15min Average (µg/m³)	VOC 15min Average (ppm)	PM10 15min Average (µg/m³)
2/24/2022 8:20	3	2/24/2022 8:20	9.5	0.0	6.5
2/24/2022 8:30	5.2	2/24/2022 8:30	41.9	0.0	36.7
2/24/2022 8:40	3.4	2/24/2022 8:40	34	0.0	30.6
2/24/2022 8:50	4.6	2/24/2022 8:50	29.1	0.0	24.5
2/24/2022 9:00	4.8	2/24/2022 9:00	32.1	0.0	27.3
2/24/2022 9:10	3.8	2/24/2022 9:10	58.8	0.0	55
2/24/2022 9:20	3.8	2/24/2022 9:20	85.8	0.0	82
2/24/2022 9:30	3.3	2/24/2022 9:30	82.9	0.0	79.6
2/24/2022 9:40	3.8	2/24/2022 9:40	54.7	0.0	50.9
2/24/2022 9:50	4.4	2/24/2022 9:50	90.9	0.0	86.5
2/24/2022 10:00	8.4	2/24/2022 10:00	75.3	0.0	66.9
2/24/2022 10:10	4.6	2/24/2022 10:10	69.9	0.0	65.3
2/24/2022 10:20	6.7	2/24/2022 10:20	97.3	0.0	90.6
2/24/2022 10:30	6.4	2/24/2022 10:30	83.4	0.0	77
2/24/2022 10:40	5.3	2/24/2022 10:40	41	0.0	35.7
2/24/2022 10:50	3	2/24/2022 10:50	26.6	0.0	23.6
2/24/2022 11:00	3.7	2/24/2022 11:00	18.3	0.0	14.6
2/24/2022 11:10	3.8	2/24/2022 11:10	81.8	0.0	78
2/24/2022 11:20	3.5	2/24/2022 11:20	40.3	0.0	36.8
2/24/2022 11:30	6.2	2/24/2022 11:30	53.2	0.0	47
2/24/2022 11:40	7.1	2/24/2022 11:40	38.2	0.0	31.1
2/24/2022 11:50	2.9	2/24/2022 11:50	39.1	0.0	36.2
2/24/2022 12:00	6.1	2/24/2022 12:00	49.6	0.0	43.5
2/24/2022 12:10	7.3	2/24/2022 12:10	15.4	0.0	8.1
2/24/2022 12:20	7.4	2/24/2022 12:20	16	0.0	8.6
2/24/2022 12:30	6.7	2/24/2022 12:30	17.9	0.0	11.2
2/24/2022 12:40	9.1	2/24/2022 12:40	13.7	0.0	4.6
2/24/2022 12:50	9.9	2/24/2022 12:50	10.4	0.0	0.5
2/24/2022 13:00	3.9	2/24/2022 13:00	42.2	0.0	38.3
2/24/2022 13:10	9.2	2/24/2022 13:10	103.3	0.0	94.1
2/24/2022 13:20	9.5	2/24/2022 13:20	82.2	0.0	72.7
2/24/2022 13:30	5.7	2/24/2022 13:30	31.4	0.0	25.7
2/24/2022 13:40	5.9	2/24/2022 13:40	32.5	0.0	26.6
2/24/2022 13:50	6.5	2/24/2022 13:50	43.5	0.0	37
2/24/2022 14:00	7.6	2/24/2022 14:00	40.6	0.0	33
2/24/2022 14:10	4.1	2/24/2022 14:10	28	0.0	23.9
2/24/2022 14:20	5.7	2/24/2022 14:20	17.9	0.0	12.2
2/24/2022 14:30	6.4	2/24/2022 14:30	56.8	0.0	50.4
2/24/2022 14:40	6.8	2/24/2022 14:40	34.8	0.0	28
2/24/2022 14:50	7.1	2/24/2022 14:50	29.6	0.0	22.5
2/24/2022 15:00	5.3	2/24/2022 15:00	28.6	0.0	23.3
2/24/2022 15:10	3.7	2/24/2022 15:10	13.5	0.0	9.8
		2/24/2022 15:20	13.1	0.0	13.1
					0
					0
					0
					0

*****Particulate Threshold PM 10 15minute average = 100µg/m³ above background***

BRYDGES ENGINEERING
IN ENVIRONMENT AND ENERGY, DPC

Site Name: Pilgrim Village-Family Site **Date:** Thursday, February 24, 2022

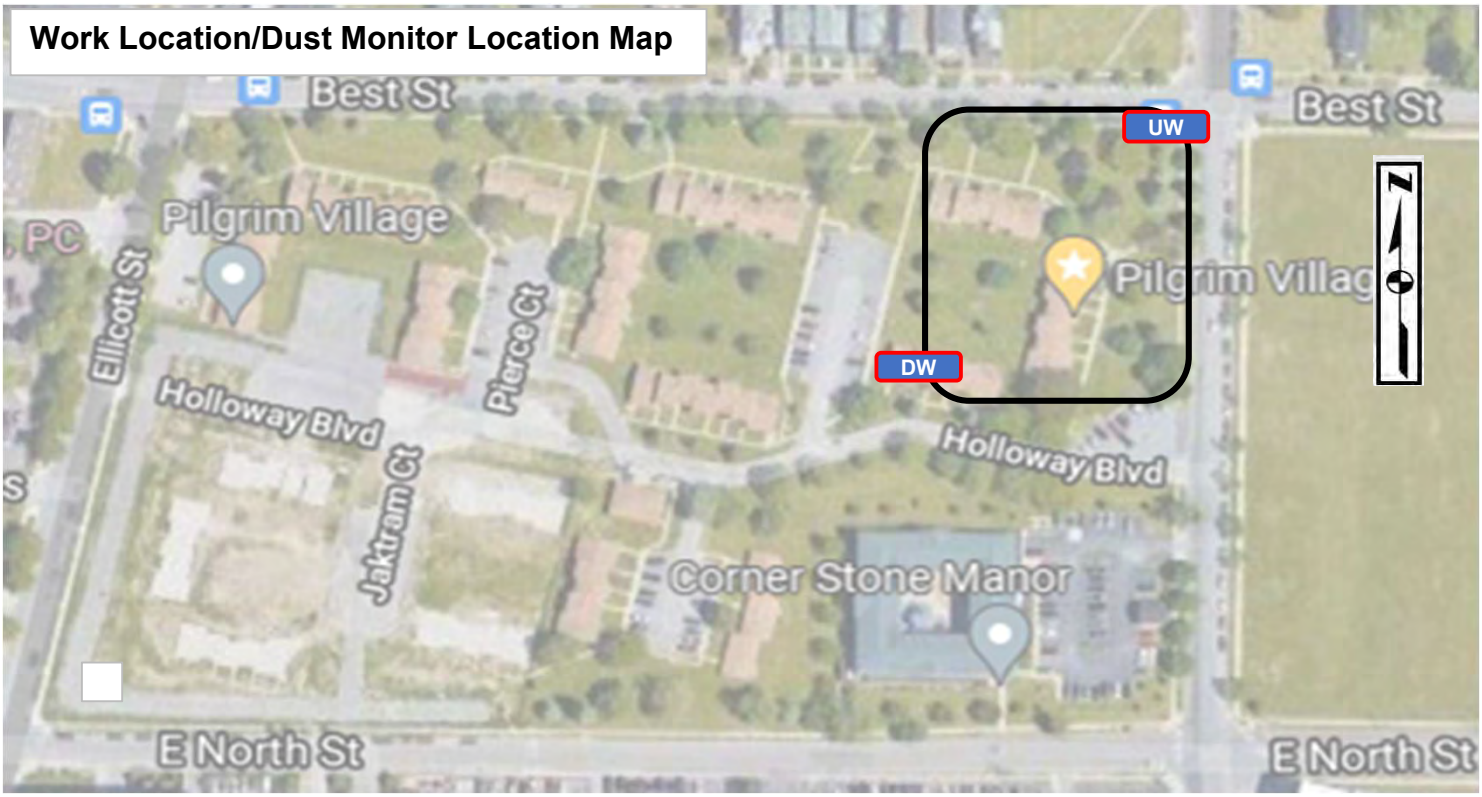

LEGEND

- UW — Dust Monitor Location (Upwind)
- DW — Dust Monitor Location (Downwind)
- Work Location

960 Busti Ave.
Buffalo, New York 14213

DAILY FIELD REPORT

Date:	Monday, February 28, 2022
Site Name:	Pilgrim Village-Family Site (C915362)
Location:	1100 Michigan Ave., Buffalo
Contractor-Subcontrators:	Kulbacks - Empire Building Diagnostics (EBD)
Weather Conditions:	Clear 25 Deg F Wind: NE 25mph

Description of Work Performed:

Excavating on the north side of building #73-77 between the building and Best St.

Loading trucks with contaminated soil to haul to Tonawanda Landfill.

EBC is loading out demo debris from building #73-77.

(Use attached sheet for additional work description)

Problems/Observations Noted:
None

Health and Safety Monitoring:
None

Contractor Work Force:	Kulbacks: 1 Superintendant 3 operators
	EBD: 1 Supt, 2 Operators, 1 Laborer
Contractor Equipment:	Kulbacks: 2 excavators, 2 dozers, 1 skidsteer, 2 rollers
	EBD: 2 excavators
Attachments:	Daily Photolog, Air Monitoring Report, Work Location Map
Inspector's Name:	Libby Broderick

960 Busti Ave.
Buffalo, New York 14213

DAILY FIELD REPORT

Date:	Monday, February 28, 2022
Site Name:	Pilgrim Village-Family Site (C915362)
Location:	1100 Michigan Ave., Buffalo

Description of Work Performed (cont):

Materials Import/Export

Imported Material:

Material	Truck #		Loads		Amount (Tons)
				Total Stone Delivered (Tons)	0

Exported Material:

Material	Destination	Loads
Contaminated Soil	Tonawanda Landfill	46
	Total Material Hauled - Approx. (Tons)	**920**
	Total Material Hauled - Approx. (Tons)	**0**

Photo Log

Site: Pilgrim Village-Family Site (C915362)

Date: Monday, February 28, 2022

Excavating on north side of building #73-77. Looking east.

Excavating on north side of building #73-77. Looking east.

Loading trucks. Looking southeast.

Excavating on north side of building #73-77. Looking east.

BRYDGES ENGINEERING
IN ENVIRONMENT AND ENERGY, DPC

Date: Monday, February 28, 2022

Site Name: Pilgrim Village-Family Site (C915362)

Upwind Data		Downwind Data			Delta
Time	PM10 15min Average (µg/m³)	Time	PM10 15min Average (µg/m³)	VOC 15min Average (ppm)	PM10 15min Average (µg/m³)
		2/28/2022 8:20	21.2	0.0	21.2
2/28/2022 8:30	27.6	2/28/2022 8:30	23.9	0.0	-3.7
2/28/2022 8:40	27.4	2/28/2022 8:40	32.1	0.0	4.7
2/28/2022 8:50	25.8	2/28/2022 8:50	43.1	0.0	17.3
2/28/2022 9:00	31.3	2/28/2022 9:00	28.7	0.0	-2.6
2/28/2022 9:10	30.2	2/28/2022 9:10	24	0.0	-6.2
2/28/2022 9:20	27.1	2/28/2022 9:20	28.8	0.0	1.7
2/28/2022 9:30	27.1	2/28/2022 9:30	35.7	0.0	8.6
2/28/2022 9:40	26.9	2/28/2022 9:40	41.8	0.0	14.9
2/28/2022 9:50	28.6	2/28/2022 9:50	41	0.0	12.4
2/28/2022 10:00	30	2/28/2022 10:00	38	0.0	8
2/28/2022 10:10	20.5	2/28/2022 10:10	29.5	0.0	9
2/28/2022 10:20	23.2	2/28/2022 10:20	46.2	0.0	23
2/28/2022 10:30	21.9	2/28/2022 10:30	23.5	0.0	1.6
2/28/2022 10:40	12.8	2/28/2022 10:40	35.8	0.0	23
2/28/2022 10:50	11.6	2/28/2022 10:50	43.2	0.0	31.6
2/28/2022 11:00	15	2/28/2022 11:00	56.4	0.0	41.4
2/28/2022 11:10	14.6	2/28/2022 11:10	35.2	0.0	20.6
2/28/2022 11:20	14.4	2/28/2022 11:20	35.9	0.0	21.5
2/28/2022 11:30	13.7	2/28/2022 11:30	42.1	0.0	28.4
2/28/2022 11:40	15.4	2/28/2022 11:40	28.7	0.0	13.3
2/28/2022 11:50	16.5	2/28/2022 11:50	25.1	0.0	8.6
2/28/2022 12:00	13.2	2/28/2022 12:00	26.7	0.0	13.5
2/28/2022 12:10	10.4	2/28/2022 12:10	28.9	0.0	18.5
2/28/2022 12:20	10.7	2/28/2022 12:20	21.5	0.0	10.8
2/28/2022 12:30	13.5	2/28/2022 12:30	29.7	0.0	16.2
2/28/2022 12:40	17.1	2/28/2022 12:40	21.5	0.0	4.4
2/28/2022 12:50	8.6	2/28/2022 12:50	34.8	0.0	26.2
2/28/2022 13:00	12.2	2/28/2022 13:00	26.8	0.0	14.6
2/28/2022 13:10	13.9	2/28/2022 13:10	21.9	0.0	8
2/28/2022 13:20	14.6	2/28/2022 13:20	33.4	0.0	18.8
2/28/2022 13:30	10.8	2/28/2022 13:30	37.4	0.0	26.6
2/28/2022 13:40	12	2/28/2022 13:40	39.8	0.0	27.8
2/28/2022 13:50	14	2/28/2022 13:50	34.7	0.0	20.7
2/28/2022 14:00	17.3	2/28/2022 14:00	29.6	0.0	12.3
2/28/2022 14:10	20.4	2/28/2022 14:10	28.2	0.0	7.8
2/28/2022 14:20	13.2	2/28/2022 14:20	34	0.0	20.8
2/28/2022 14:30	13.1	2/28/2022 14:30	29.5	0.0	16.4
2/28/2022 14:40	15.9	2/28/2022 14:40	28.3	0.0	12.4
2/28/2022 14:50	10.7	2/28/2022 14:50	24.6	0.0	13.9
2/28/2022 15:00	10.4	2/28/2022 15:00	32.1	0.0	21.7
2/28/2022 15:10	23.1	2/28/2022 15:10	18.8	0.0	-4.3
		2/28/2022 15:20	16.5	0.0	16.5
					0
					0
					0
					0

*****Particulate Threshold PM 10 15minute average = 100µg/m³ above background***

BRYDGES ENGINEERING
IN ENVIRONMENT AND ENERGY, DPC

Site Name: Pilgrim Village-Family Site (C915362) **Date:** Monday, February 28, 2022

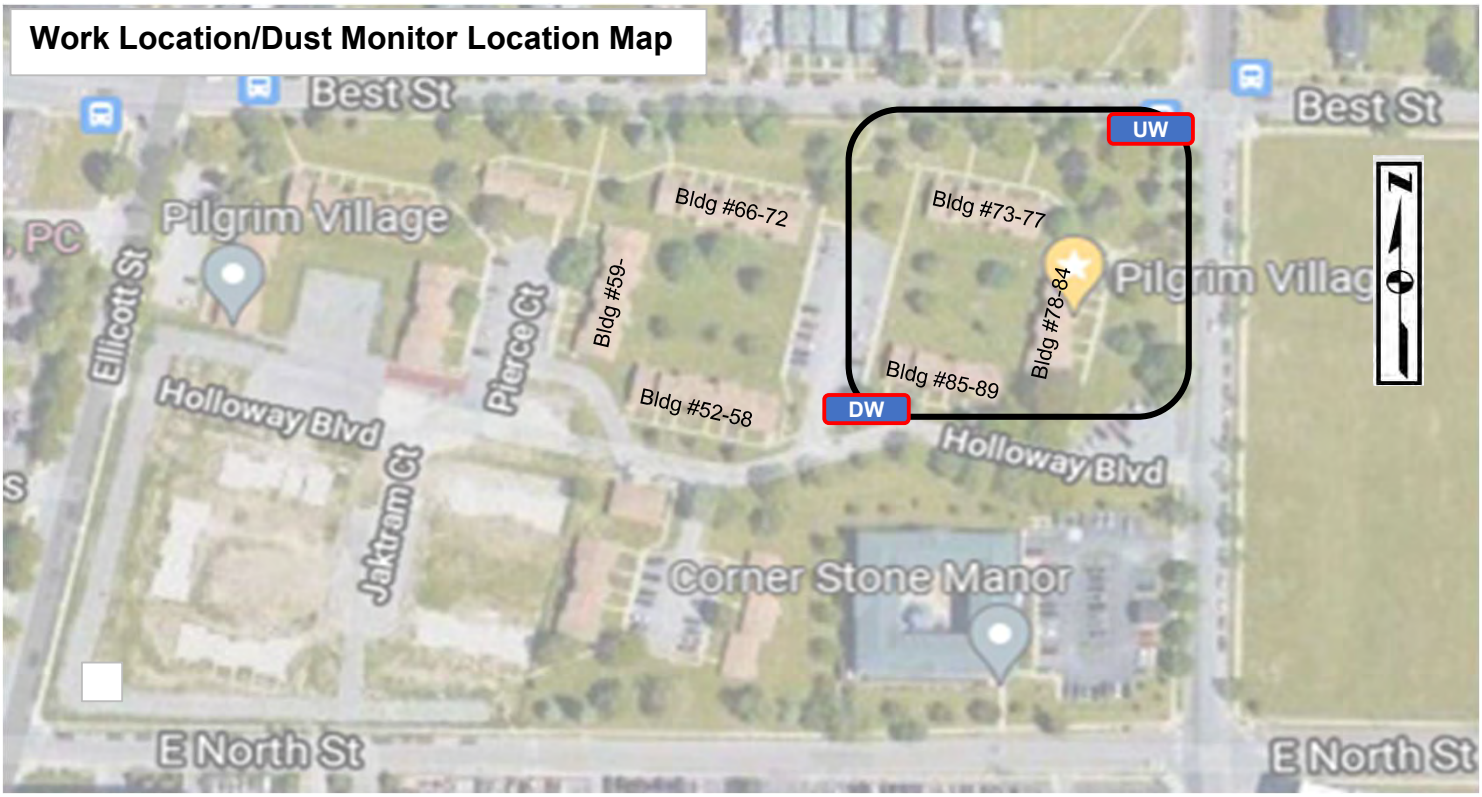

LEGEND

- UW — Dust Monitor Location (Upwind)
- DW — Dust Monitor Location (Downwind)
- Work Location

960 Busti Ave.
Buffalo, New York 14213

DAILY FIELD REPORT

Date:	Tuesday, March 1, 2022
Site Name:	Pilgrim Village-Family Site (C915362)
Location:	1100 Michigan Ave., Buffalo
Contractor-Subcontrators:	Kulbacks - Empire Building Diagnostics (EBD)
Weather Conditions:	Cloudy 40 Deg F Wind: SW 13mph

Description of Work Performed:

Excavating on the north side of building #73-77, between the building and Best St.

Loading trucks with contaminated soil to haul to Tonawanda.

EBC is demolishing the foundations for Building #84-89.

At 2:30pm contractor discovered a gray odorous material. Investigated with PID. Readings were between 35-75ppm. This location is in the proximity of the old gas station and likely from the old tanks. At this point the tanks from the old gas station have not been found.

(Use attached sheet for additional work description)

Problems/Observations Noted:
None

Health and Safety Monitoring:
None

Contractor Work Force:	Kulbacks: 1 Superintendant 3 operators
	EBD: 1 Supt, 2 Operators, 1 Laborer
Contractor Equipment:	Kulbacks: 2 excavators, 2 dozers, 1 skidsteer, 2 rollers
	EBD: 2 excavators
Attachments:	Daily Photolog, Air Monitoring Report, Work Location Map
Inspector's Name:	Libby Broderick

960 Busti Ave.
Buffalo, New York 14213

DAILY FIELD REPORT

Date:	Tuesday, March 1, 2022
Site Name:	Pilgrim Village-Family Site (C915362)
Location:	1100 Michigan Ave., Buffalo

Description of Work Performed (cont):

Materials Import/Export

Imported Material:

Material	Truck #		Loads		Amount (Tons)
			Total Stone Delivered (Tons)		0

Exported Material:

Material	Destination	Loads
Contaminated Soil	Tonawanda Landfill	51
	Total Material Hauled - Approx. (Tons)	**1020**
	Total Material Hauled - Approx. (Tons)	**0**

Photo Log

Site: Pilgrim Village-Family Site (C915362)

Date: Tuesday, March 1, 2022

Excavating on the north end of the site. Looking west.

Discovered gray odorous material in old gas station area. Looking southeast.

Discovered gray odorous material in old gas station area. Looking east.

Former area of Bldg #78-83. Looking northwest.

BRYDGES ENGINEERING
IN ENVIRONMENT AND ENERGY, DPC

Date: Tuesday, March 1, 2022

Site Name: Pilgrim Village-Family Site (C915362)

Upwind Data		Downwind Data			Delta
Time	PM10 15min Average (µg/m³)	Time	PM10 15min Average (µg/m³)	VOC 15min Average (ppm)	PM10 15min Average (µg/m³)
3/1/2022 8:20	6.7				-6.7
3/1/2022 8:30	7.2	3/1/2022 8:30	19.6		12.4
3/1/2022 8:40	7.4	3/1/2022 8:40	19.8		12.4
3/1/2022 8:50	7.8	3/1/2022 8:50	24.1		16.3
3/1/2022 9:00	8.1	3/1/2022 9:00	23.2		15.1
3/1/2022 9:10	7.7	3/1/2022 9:10	22.9		15.2
3/1/2022 9:20	8.7	3/1/2022 9:20	26.7		18
3/1/2022 9:30	9.5	3/1/2022 9:30	30.9		21.4
3/1/2022 9:40	8.8	3/1/2022 9:40	28.1		19.3
3/1/2022 9:50	9.1	3/1/2022 9:50	26.9		17.8
3/1/2022 10:00	8.8	3/1/2022 10:00	33.6		24.8
3/1/2022 10:10	8.8	3/1/2022 10:10	29.3		20.5
3/1/2022 10:20	8.2	3/1/2022 10:20	29.6		21.4
3/1/2022 10:30	7.4	3/1/2022 10:30	25.6		18.2
3/1/2022 10:40	7	3/1/2022 10:40	21.7		14.7
3/1/2022 10:50	7.5	3/1/2022 10:50	16.5		9
3/1/2022 11:00	7.5	3/1/2022 11:00	20.2		12.7
3/1/2022 11:10	7.1	3/1/2022 11:10	24.5		17.4
3/1/2022 11:20	7.2	3/1/2022 11:20	22.8		15.6
3/1/2022 11:30	7.6	3/1/2022 11:30	24.9		17.3
3/1/2022 11:40	6.9	3/1/2022 11:40	25.9		19
3/1/2022 11:50	6.8	3/1/2022 11:50	27		20.2
3/1/2022 12:00	7.5	3/1/2022 12:00	20.2		12.7
3/1/2022 12:10	6.9	3/1/2022 12:10	13.4		6.5
3/1/2022 12:20	6.6	3/1/2022 12:20	11		4.4
3/1/2022 12:30	6.7	3/1/2022 12:30	11.8		5.1
3/1/2022 12:40	7.2	3/1/2022 12:40	11.7		4.5
3/1/2022 12:50	7.6	3/1/2022 12:50	12		4.4
3/1/2022 13:00	7.4	3/1/2022 13:00	17.1		9.7
3/1/2022 13:10	7.1	3/1/2022 13:10	39.6		32.5
3/1/2022 13:20	7.2	3/1/2022 13:20	155.4		148.2
3/1/2022 13:30	8.5	3/1/2022 13:30	44.5		36
3/1/2022 13:40	8	3/1/2022 13:40	22.7		14.7
3/1/2022 13:50	7.5	3/1/2022 13:50	18		10.5
3/1/2022 14:00	7.2	3/1/2022 14:00	22.8		15.6
3/1/2022 14:10	7.6	3/1/2022 14:10	23.3		15.7
3/1/2022 14:20	6.9	3/1/2022 14:20	14.3		7.4
3/1/2022 14:30	7	3/1/2022 14:30	21.5		14.5
3/1/2022 14:40	6.8	3/1/2022 14:40	19.3		12.5
3/1/2022 14:50	21.3	3/1/2022 14:50	19		-2.3
3/1/2022 15:00	19.7	3/1/2022 15:00	16.5		-3.2
3/1/2022 15:10	2.7	3/1/2022 15:10	15.5		12.8
					0
					0
					0
					0
					0

*****Particulate Threshold PM 10 15minute average = 100µg/m³ above background***

BRYDGES ENGINEERING
IN ENVIRONMENT AND ENERGY, DPC

Site Name: Pilgrim Village-Family Site (C915362) **Date:** Tuesday, March 1, 2022

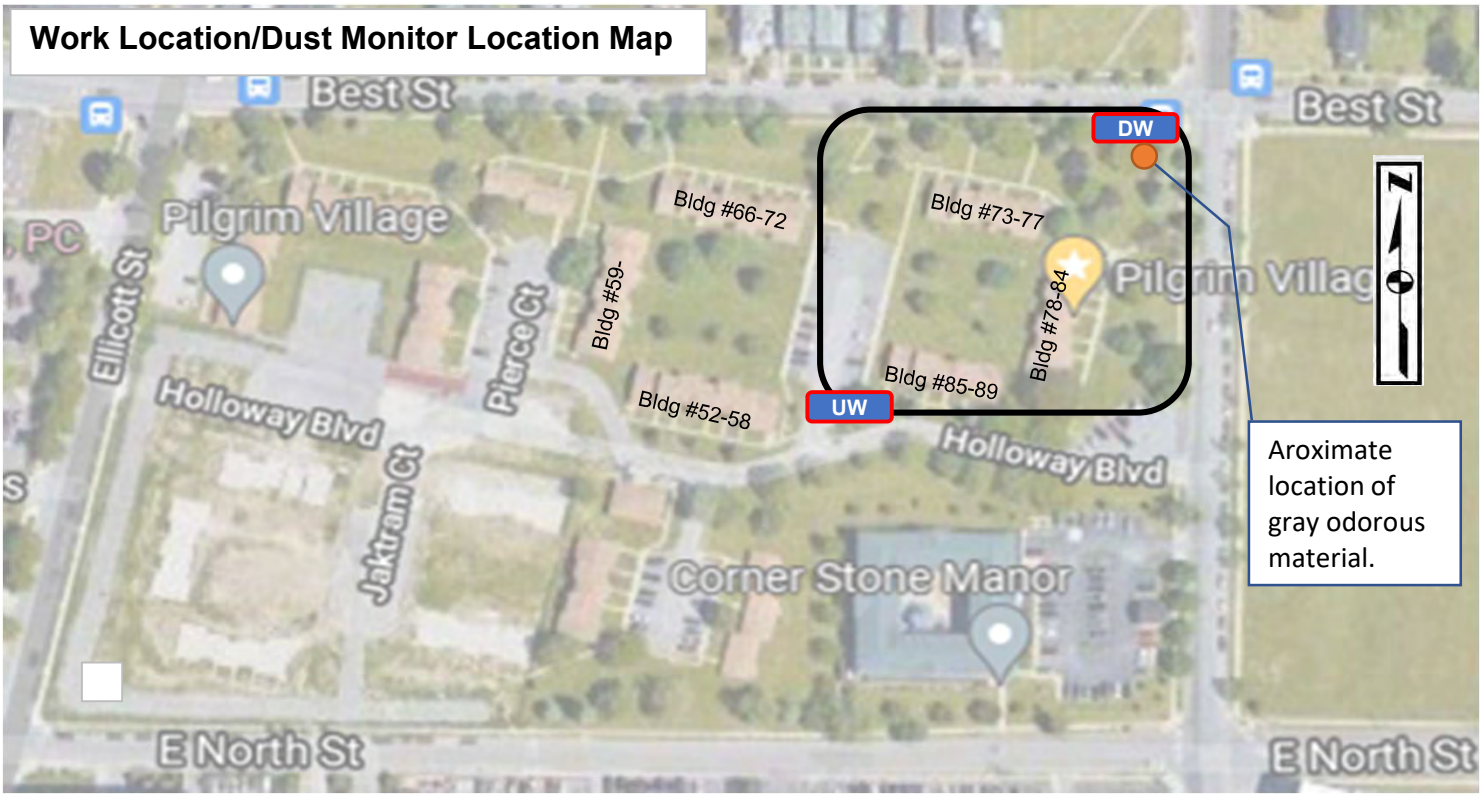

LEGEND

- UW — Dust Monitor Location (Upwind)
- DW — Dust Monitor Location (Downwind)
- Work Location

BRYDGES ENGINEERING
IN ENVIRONMENT AND ENERGY, DPC

960 Busti Ave.
Buffalo, New York 14213

DAILY FIELD REPORT

Date:	Wednesday, March 2, 2022
Site Name and ID:	Pilgrim Village-Family Site (C915362)
Location:	1100 Michigan Ave., Buffalo
Contractor-Subcontrators:	Kulbacks - Empire Building Diagnostics (EBD)
Weather Conditions:	Partly Cloudy 29 Deg F Wind: W 5mph

Description of Work Performed:

National Grid is on-site removing the transformers. They will provide documentation on proper dismantlement and/or disposal of units.

Excavating on the west side of the property from Best Street to Hollowway Blvd. Approximately 4.5' deep across this area.

At 2:00pm operator discovered 2 tanks in the former gas station area. Tanks are located approximately 95' south of Best and 30' east of Michigan. Aproximately 5 feet deep to the top of the tans.

EBC finished removing foundations and stockpiling concrete for Bldg. #85-89.

Dust monitors were running. No indication of dust.

(Use attached sheet for additional work description)

Problems/Observations Noted:
None

Health and Safety Monitoring:
None

Contractor Work Force:	Kulbacks: 1 Superintendant 3 operators EBD: 1 Supt, 1 Operators, 1 Laborer
Contractor Equipment:	Kulbacks: 2 excavators, 2 dozers, 1 skidsteer, 2 rollers EBD: 2 excavators
Attachments:	Daily Photolog, Air Monitoring Report, Work Location Map
Inspector's Name:	Libby Broderick

BRYDGES ENGINEERING
IN ENVIRONMENT AND ENERGY, DPC

960 Busti Ave.
Buffalo, New York 14213

DAILY FIELD REPORT

Date:	Wednesday, March 2, 2022
Site Name:	Pilgrim Village-Family Site (C915362)
Location:	1100 Michigan Ave., Buffalo

Description of Work Performed (cont):

Materials Import/Export

Imported Material:

Material	Truck #		Loads		Amount (Tons)
				Total Stone Delivered (Tons)	0

Exported Material:

Material	Destination	Loads
Contaminated Soil	Tonawanda Landfill	33
	Total Material Hauled - Approx. (Tons)	**660**
	Total Material Hauled - Approx. (Tons)	**0**

Photo Log

Site: Pilgrim Village-Family Site (C915362)

Date: Wednesday, March 2, 2022

National Grid removing transformers.
Looking northwest.



Foundations removed at Bldg. #78-83.
Looking southeast.

Discovered two tanks located on former gas station area. Looking west.

Excavating on the west side of the property.
Looking northwest.

BRYDGES ENGINEERING
IN ENVIRONMENT AND ENERGY, DPC

Date: Wednesday, March 2, 2022

Site Name: Pilgrim Village-Family Site (C915362)

Site ID: C915362

Upwind Data		Downwind Data			Delta
Date/Time	PM10 15min Average (µg/m³)	Date/Time	PM10 15min Average (µg/m³)	VOC 15min Average (ppm)	PM10 15min Average (µg/m³)
3/2/2022 8:20	19			0.0	-19
3/2/2022 8:30	16.1	3/2/2022 8:30	68.1	0.0	52
3/2/2022 8:40	13.7	3/2/2022 8:40	52.5	0.0	38.8
3/2/2022 8:50	12.1	3/2/2022 8:50	56.5	0.0	44.4
3/2/2022 9:00	11.8	3/2/2022 9:00	28.2	0.0	16.4
3/2/2022 9:10	11.2	3/2/2022 9:10	96.4	0.0	85.2
3/2/2022 9:20	7.9	3/2/2022 9:20	110.6	0.0	102.7
3/2/2022 9:30	7.9	3/2/2022 9:30	92.1	0.0	84.2
3/2/2022 9:40	6.7	3/2/2022 9:40	99.8	0.0	93.1
3/2/2022 9:50	6.7	3/2/2022 9:50	102.4	0.0	95.7
3/2/2022 10:00	5.9	3/2/2022 10:00	50.2	0.0	44.3
3/2/2022 10:10	6.1	3/2/2022 10:10	30.2	0.0	24.1
3/2/2022 10:20	5	3/2/2022 10:20	17.8	0.0	12.8
3/2/2022 10:30	4.2	3/2/2022 10:30	20.3	0.0	16.1
3/2/2022 10:40	3.7	3/2/2022 10:40	19.4	0.0	15.7
3/2/2022 10:50	2.8	3/2/2022 10:50	21.9	0.0	19.1
3/2/2022 11:00	2.4	3/2/2022 11:00	12.8	0.0	10.4
3/2/2022 11:10	2.5	3/2/2022 11:10	19	0.0	16.5
3/2/2022 11:20	3.5	3/2/2022 11:20	39	0.0	35.5
3/2/2022 11:30	3.8	3/2/2022 11:30	35.1	0.0	31.3
3/2/2022 11:40	4.3	3/2/2022 11:40	19.2	0.0	14.9
3/2/2022 11:50	3.8	3/2/2022 11:50	27.6	0.0	23.8
3/2/2022 12:00	6.1	3/2/2022 12:00	27.2	0.0	21.1
3/2/2022 12:10	4.7	3/2/2022 12:10	45	0.0	40.3
3/2/2022 12:20	4.4	3/2/2022 12:20	41.5	0.0	37.1
3/2/2022 12:30	4	3/2/2022 12:30	12	0.0	8
3/2/2022 12:40	3.1	3/2/2022 12:40	38.6	0.0	35.5
3/2/2022 12:50	4.5	3/2/2022 12:50	48.2	0.0	43.7
3/2/2022 13:00	4.2	3/2/2022 13:00	37.9	0.0	33.7
3/2/2022 13:10	3.7	3/2/2022 13:10	43.7	0.0	40
3/2/2022 13:20	2.8	3/2/2022 13:20	12.5	0.0	9.7
3/2/2022 13:30	3	3/2/2022 13:30	24.5	0.0	21.5
3/2/2022 13:40	2.9	3/2/2022 13:40	25.9	0.0	23
3/2/2022 13:50	2.4	3/2/2022 13:50	30.6	0.0	28.2
3/2/2022 14:00	3	3/2/2022 14:00	39.2	0.0	36.2
3/2/2022 14:10	5.1	3/2/2022 14:10	23.6	0.0	18.5
3/2/2022 14:20	4.2	3/2/2022 14:20	17.6	0.0	13.4
3/2/2022 14:30	4.5	3/2/2022 14:30	20.1	0.0	15.6
3/2/2022 14:40	5.2	3/2/2022 14:40	21.7	0.0	16.5
3/2/2022 14:50	4.7	3/2/2022 14:50	19.3	0.0	14.6
3/2/2022 15:00	5.4	3/2/2022 15:00	17.3	0.0	11.9
3/2/2022 15:10	4.9	3/2/2022 15:10	18	0.0	13.1
3/2/2022 15:20	6.1	3/2/2022 15:20	9.8	0.0	3.7
3/2/2022 15:30	8	3/2/2022 15:30	9.4		1.4
					0
					0
					0

*****Particulate Threshold PM 10 15minute average = 100µg/m³ above background***

BRYDGES ENGINEERING
IN ENVIRONMENT AND ENERGY, DPC

Site Name: Pilgrim Village-Family Site (C915362) **Date:** Wednesday, March 2, 2022

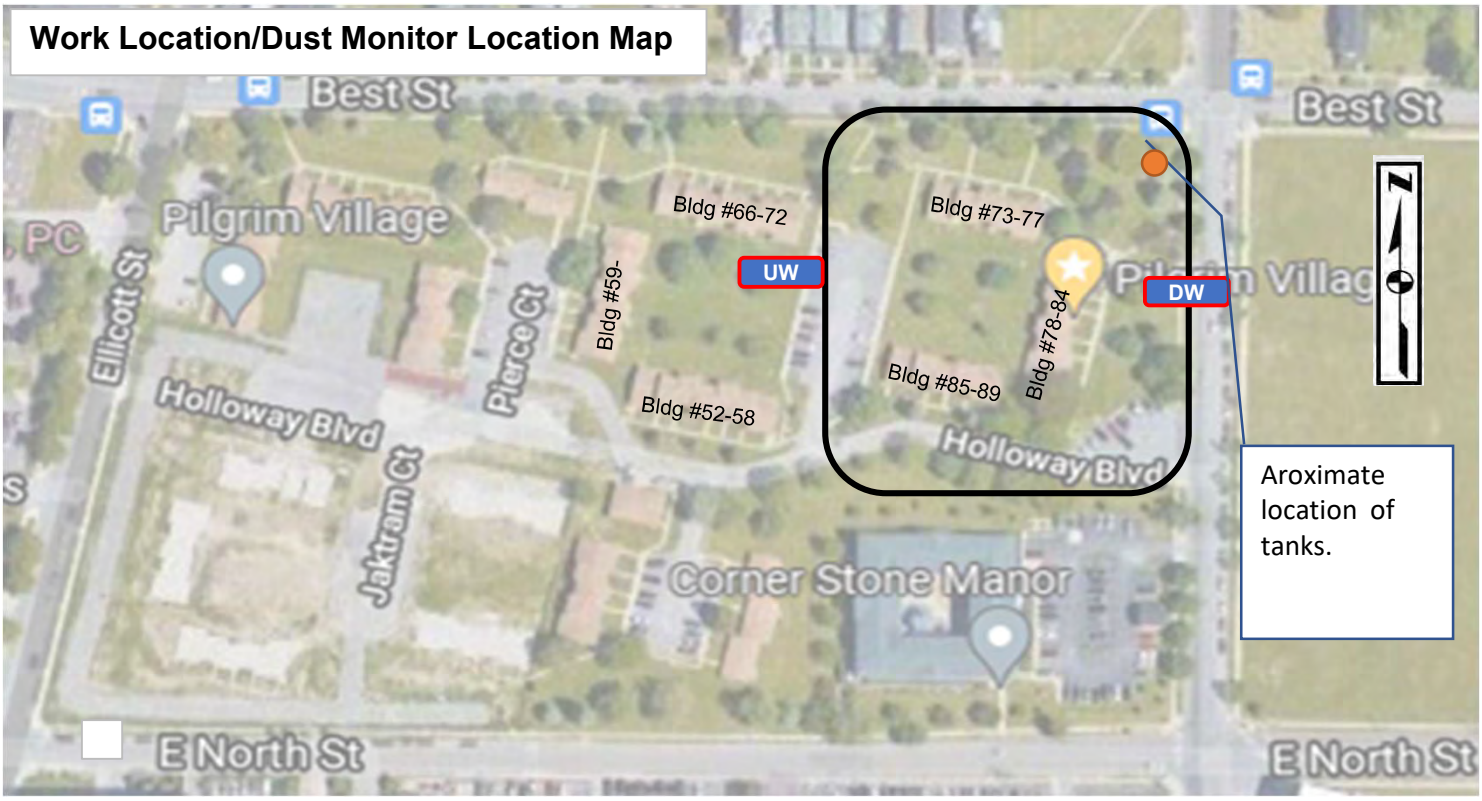

LEGEND

- UW — Dust Monitor Location (Upwind)
- DW — Dust Monitor Location (Downwind)
- Work Location

BRYDGES ENGINEERING
IN ENVIRONMENT AND ENERGY, DPC

960 Busti Ave.
Buffalo, New York 14213

DAILY FIELD REPORT

Date:	Thursday, March 3, 2022
Site Name:	Pilgrim Village-Family Site (915362)
Location:	1100 Michigan Ave., Buffalo
Contractor-Subcontrators:	Kulbacks - Empire Building Diagnostics (EBD)
Weather Conditions:	Clear 18 Deg F Wind: NW 7mph

Description of Work Performed:

National Grid is on site removing transformers.

EBC is removing foundations and stockpiling concrete for Bldg. #85-89.

Loading trucks with contaminated soil to haul to Tonawanda Landfill.

Excavating at Bldg #78-83. Foundations have been totally removed in this area.

Dust Monitors were running, No indication of dust.

(Use attached sheet for additional work description)

Problems/Observations Noted:
None

Health and Safety Monitoring:
None

Contractor Work Force:	Kulbacks: 1 Superintendant 3 operators
	EBD: 1 Supt, 2 Operators, 1 Laborer
Contractor Equipment:	Kulbacks: 2 excavators, 2 dozers, 1 skidsteer, 2 rollers
	EBD: 2 excavators
Attachments:	Daily Photolog, Air Monitoring Report, Work Location Map
Inspector's Name:	Libby Broderick

960 Busti Ave.
Buffalo, New York 14213

DAILY FIELD REPORT

Date:	Thursday, March 3, 2022
Site Name:	Pilgrim Village-Family Site (915362)
Location:	1100 Michigan Ave., Buffalo

Description of Work Performed (cont):

Materials Import/Export

Imported Material:

Material	Truck #		Loads		Amount (Tons)
				Total Stone Delivered (Tons)	0

Exported Material:

Material	Destination	Loads
Contaminated Soil	Tonawanda Landfill	43
	Total Material Hauled - Approx. (Tons)	**860**
	Total Material Hauled - Approx. (Tons)	**0**

Photo Log

Site: Pilgrim Village-Family Site (915362)

Date: Thursday, March 3, 2022

East side of the property aroximately 4.5 below grade. Looking northeast.

Foundations remaining from Bldg #73-77. Looking northwest.

Location of Bldg #78-84. Foundations removed. Looking northwest.

Location of Bldg #78-84. Foundations removed. Looking north.

BRYDGES ENGINEERING
IN ENVIRONMENT AND ENERGY, DPC

Date: Thursday, March 3, 2022

Site Name: Pilgrim Village-Family Site (915362)

Upwind Data		Downwind Data			Delta
Time	PM10 15min Average (µg/m³)	Time	PM10 15min Average (µg/m³)	VOC 15min Average (ppm)	PM10 15min Average (µg/m³)
3/3/2022 8:30	3.4	3/3/2022 8:30	7.1	0.0	3.7
3/3/2022 8:40	3.7	3/3/2022 8:40	9.1	0.0	5.4
3/3/2022 8:50	2.9	3/3/2022 8:50	7.2	0.0	4.3
3/3/2022 9:00	2.4	3/3/2022 9:00	6.8	0.0	4.4
3/3/2022 9:10	4.8	3/3/2022 9:10	8.4	0.0	3.6
3/3/2022 9:20	3.5	3/3/2022 9:20	7.1	0.0	3.6
3/3/2022 9:30	3.6	3/3/2022 9:30	8.9	0.0	5.3
3/3/2022 9:40	4.4	3/3/2022 9:40	7.4	0.0	3
3/3/2022 9:50	3.8	3/3/2022 9:50	8.4	0.0	4.6
3/3/2022 10:00	4.1	3/3/2022 10:00	8.6	0.0	4.5
3/3/2022 10:10	5.1	3/3/2022 10:10	8.8	0.0	3.7
3/3/2022 10:20	5.7	3/3/2022 10:20	7.9	0.0	2.2
3/3/2022 10:30	5.8	3/3/2022 10:30	9.8	0.0	4
3/3/2022 10:40	5.1	3/3/2022 10:40	14	0.0	8.9
3/3/2022 10:50	6.8	3/3/2022 10:50	9	0.0	2.2
3/3/2022 11:00	6.9	3/3/2022 11:00	9.7	0.0	2.8
3/3/2022 11:10	7.5	3/3/2022 11:10	13.5	0.0	6
3/3/2022 11:20	8.3	3/3/2022 11:20	14	0.0	5.7
3/3/2022 11:30	8.3	3/3/2022 11:30	20.3	0.0	12
3/3/2022 11:40	9.8	3/3/2022 11:40	17.3	0.0	7.5
3/3/2022 11:50	9.2	3/3/2022 11:50	11.1	0.0	1.9
3/3/2022 12:00	8.8	3/3/2022 12:00	12.4	0.0	3.6
3/3/2022 12:10	8.7	3/3/2022 12:10	7.3	0.0	-1.4
3/3/2022 12:20	6.3	3/3/2022 12:20	8.7	0.0	2.4
3/3/2022 12:30	5.3	3/3/2022 12:30	5.5	0.0	0.2
3/3/2022 12:40	6.2	3/3/2022 12:40	6.6	0.0	0.4
3/3/2022 12:50	8	3/3/2022 12:50	8.8	0.0	0.8
3/3/2022 13:00	7.8	3/3/2022 13:00	9.9	0.0	2.1
3/3/2022 13:10	10.5	3/3/2022 13:10	11.1	0.0	0.6
3/3/2022 13:20	7.1	3/3/2022 13:20	14.1	0.0	7
3/3/2022 13:30	8.1	3/3/2022 13:30	13.8	0.0	5.7
3/3/2022 13:40	8.3	3/3/2022 13:40	23.3	0.0	15
3/3/2022 13:50	7.4	3/3/2022 13:50	18.4	0.0	11
3/3/2022 14:00	8.9	3/3/2022 14:00	19.5	0.0	10.6
3/3/2022 14:10	9.4	3/3/2022 14:10	23.6	0.0	14.2
3/3/2022 14:20	9.5	3/3/2022 14:20	32.1	0.0	22.6
3/3/2022 14:30	9.9	3/3/2022 14:30	12.7	0.0	2.8
3/3/2022 14:40	6.8	3/3/2022 14:40	14.6	0.0	7.8
3/3/2022 14:50	5.2	3/3/2022 14:50	14.9	0.0	9.7
3/3/2022 15:00	7.7	3/3/2022 15:00	19.5	0.0	11.8
3/3/2022 15:10	7.2	3/3/2022 15:10	21.1	0.0	13.9
					0
					0
					0
					0
					0
					0

*****Particulate Threshold PM 10 15minute average = 100µg/m³ above background***

BRYDGES ENGINEERING
IN ENVIRONMENT AND ENERGY, DPC

Site Name: Pilgrim Village-Family Site (915362) **Date:** Thursday, March 3, 2022

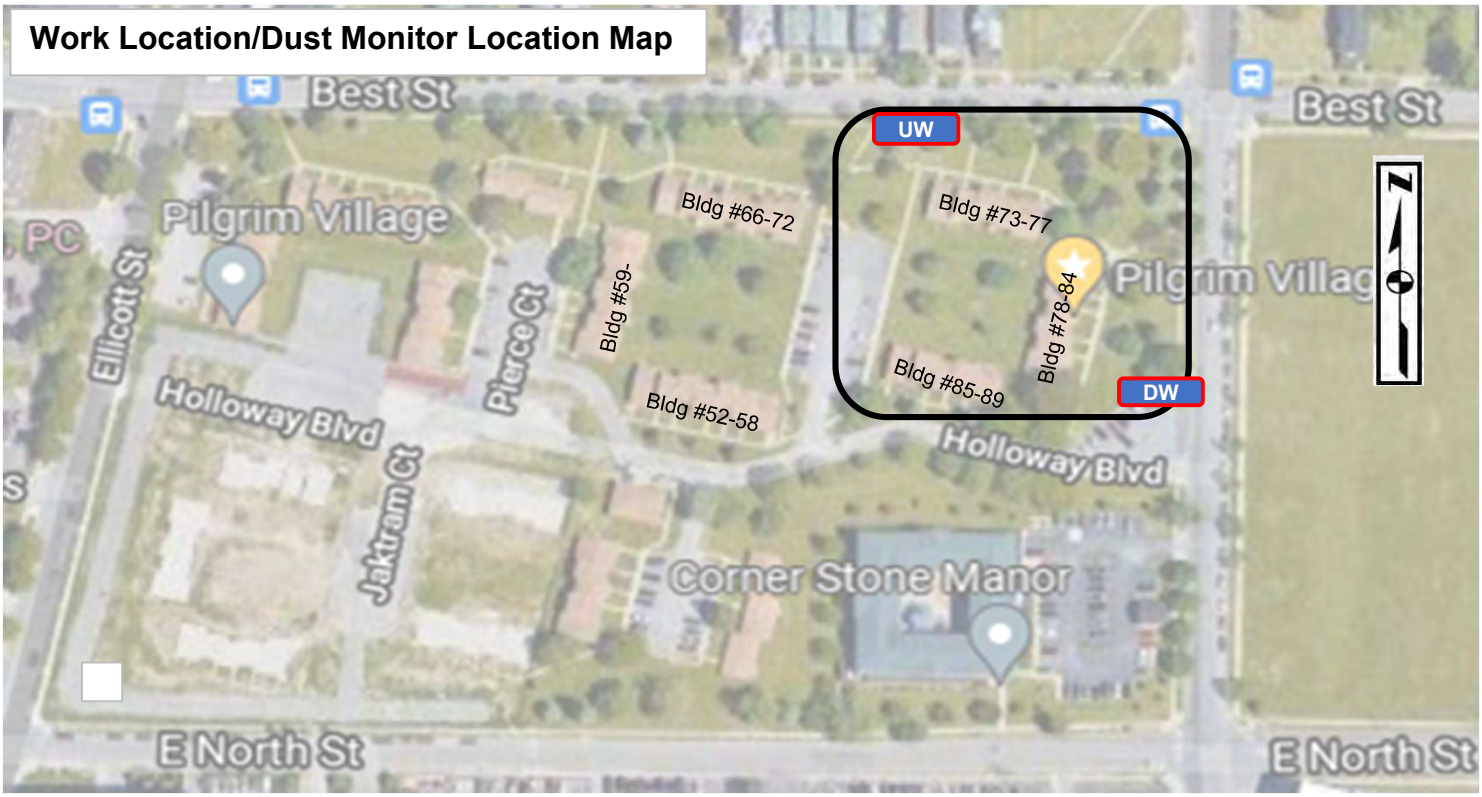

LEGEND

- UW — Dust Monitor Location (Upwind)
- DW — Dust Monitor Location (Downwind)
- Work Location

960 Busti Ave.
Buffalo, New York 14213

DAILY FIELD REPORT

Date:	Friday, March 4, 2022
Site Name:	Pilgrim Village-Family Site (915362)
Location:	1100 Michigan Ave., Buffalo
Contractor-Subcontrators:	Kulbacks - Empire Building Diagnostics (EBD)
Weather Conditions:	Clear 11 Deg F Wind: S 5mph

Description of Work Performed:

National Grid is on site removing transformers.

Excavating in the center of where the three building used to be, and on the north side of Bldg #73-77.

Loading trucks with contaminated soil to haul to Tonawanda Landfill.

Investigated for tanks in former gas station area. Found 2 large and 1 small tanks to date. No indication of tanks at the sanborn ma location.

At 2:30pm, laid out grid and began to pull confirmatory samples. Pulled samplesB-33, B-34, B-35, B-37, B-38, GSB-2, GSB-3, and GSB-4

Dust Monitors were running, No indication of dust.

(Use attached sheet for additional work description)

Problems/Observations Noted:
None

Health and Safety Monitoring:
None

Contractor Work Force:	Kulbacks: 1 Superintendant 3 operators EBD: 1 Supt, 2 Operators, 1 Laborer
Contractor Equipment:	Kulbacks: 2 excavators, 2 dozers, 1 skidsteer, 2 rollers EBD: 2 excavators
Attachments:	Daily Photolog, Air Monitoring Report, Work Location Map
Inspector's Name:	Libby Broderick

960 Busti Ave.
Buffalo, New York 14213

DAILY FIELD REPORT

Date:	Friday, March 4, 2022
Site Name:	Pilgrim Village-Family Site (915362)
Location:	1100 Michigan Ave., Buffalo

Description of Work Performed (cont):

Materials Import/Export

Imported Material:

Material	Truck #		Loads		Amount (Tons)
				Total Stone Delivered (Tons)	0

Exported Material:

Material	Destination	Loads
Contaminated Soil	Tonawanda Landfill	52
	Total Material Hauled - Approx. (Tons)	**1040**
	Total Material Hauled - Approx. (Tons)	**0**

Photo Log

Site: Pilgrim Village-Family Site (915362)

Date: Friday, March 4, 2022

Investigating at the former gas station area. Excavated any gray and odorous material.

Excavated area. Looking east.

Concrete stockpile from basement foundations. Looking west.

Location of Bldg #78-84. Foundations removed. Looking north.

BRYDGES ENGINEERING
IN ENVIRONMENT AND ENERGY, DPC

Date: Friday, March 4, 2022

Site Name: Pilgrim Village-Family Site (915362)

Upwind Data		Downwind Data			Delta
Time	PM10 15min Average (µg/m³)	Time	PM10 15min Average (µg/m³)	VOC 15min Average (ppm)	PM10 15min Average (µg/m³)
3/4/2022 8:10	9			0.0	-9
3/4/2022 8:20	5			0.0	-5
3/4/2022 8:30	10.4	3/3/2022 8:30	7.1	0.0	-3.3
3/4/2022 8:40	9.1	3/3/2022 8:40	9.1	0.0	0
3/4/2022 8:50	5.6	3/3/2022 8:50	7.2	0.0	1.6
3/4/2022 9:00	5.8	3/3/2022 9:00	6.8	0.0	1
3/4/2022 9:10	6.2	3/3/2022 9:10	8.4	0.0	2.2
3/4/2022 9:20	4.4	3/3/2022 9:20	7.1	0.0	2.7
3/4/2022 9:30	7.9	3/3/2022 9:30	8.9	0.0	1
3/4/2022 9:40	6.7	3/3/2022 9:40	7.4	0.0	0.7
3/4/2022 9:50	5.4	3/3/2022 9:50	8.4	0.0	3
3/4/2022 10:00	6.6	3/3/2022 10:00	8.6	0.0	2
3/4/2022 10:10	9.6	3/3/2022 10:10	8.8	0.0	-0.8
3/4/2022 10:20	7.2	3/3/2022 10:20	7.9	0.0	0.7
3/4/2022 10:30	7.4	3/3/2022 10:30	9.8	0.0	2.4
3/4/2022 10:40	7.1	3/3/2022 10:40	14	0.0	6.9
3/4/2022 10:50	6	3/3/2022 10:50	9	0.0	3
3/4/2022 11:00	9.7	3/3/2022 11:00	9.7	0.0	0
3/4/2022 11:10	10.6	3/3/2022 11:10	13.5	0.0	2.9
3/4/2022 11:20	11.2	3/3/2022 11:20	14	0.0	2.8
3/4/2022 11:30	15.3	3/3/2022 11:30	20.3	0.0	5
3/4/2022 11:40	7.4	3/3/2022 11:40	17.3	0.0	9.9
3/4/2022 11:50	5.9	3/3/2022 11:50	11.1	0.0	5.2
3/4/2022 12:00	5	3/3/2022 12:00	12.4	0.0	7.4
3/4/2022 12:10	4.5	3/3/2022 12:10	7.3	0.0	2.8
3/4/2022 12:20	7.5	3/3/2022 12:20	8.7	0.0	1.2
3/4/2022 12:30	5.8	3/3/2022 12:30	5.5	0.0	-0.3
3/4/2022 12:40	3.4	3/3/2022 12:40	6.6	0.0	3.2
3/4/2022 12:50	3.3	3/3/2022 12:50	8.8	0.0	5.5
3/4/2022 13:00	4.3	3/3/2022 13:00	9.9	0.0	5.6
3/4/2022 13:10	5.2	3/3/2022 13:10	11.1	0.0	5.9
3/4/2022 13:20	6.4	3/3/2022 13:20	14.1	0.0	7.7
3/4/2022 13:30	2.4	3/3/2022 13:30	13.8	0.0	11.4
3/4/2022 13:40	6.1	3/3/2022 13:40	23.3	0.0	17.2
3/4/2022 13:50	4.1	3/3/2022 13:50	18.4	0.0	14.3
3/4/2022 14:00	4.4	3/3/2022 14:00	19.5	0.0	15.1
3/4/2022 14:10	4.1	3/3/2022 14:10	23.6	0.0	19.5
3/4/2022 14:20	3.8	3/3/2022 14:20	32.1	0.0	28.3
3/4/2022 14:30	3.9	3/3/2022 14:30	12.7	0.0	8.8
3/4/2022 14:40	4.7	3/3/2022 14:40	14.6	0.0	9.9
3/4/2022 14:50	7.8	3/3/2022 14:50	14.9	0.0	7.1
3/4/2022 15:00	6.5	3/3/2022 15:00	19.5	0.0	13
3/4/2022 15:10	4.9	3/3/2022 15:10	21.1	0.0	16.2
					0
					0
					0
					0

*****Particulate Threshold PM 10 15minute average = 100µg/m³ above background***

BRYDGES ENGINEERING
IN ENVIRONMENT AND ENERGY, DPC

Site Name: Pilgrim Village-Family Site (915362) **Date:** Friday, March 4, 2022

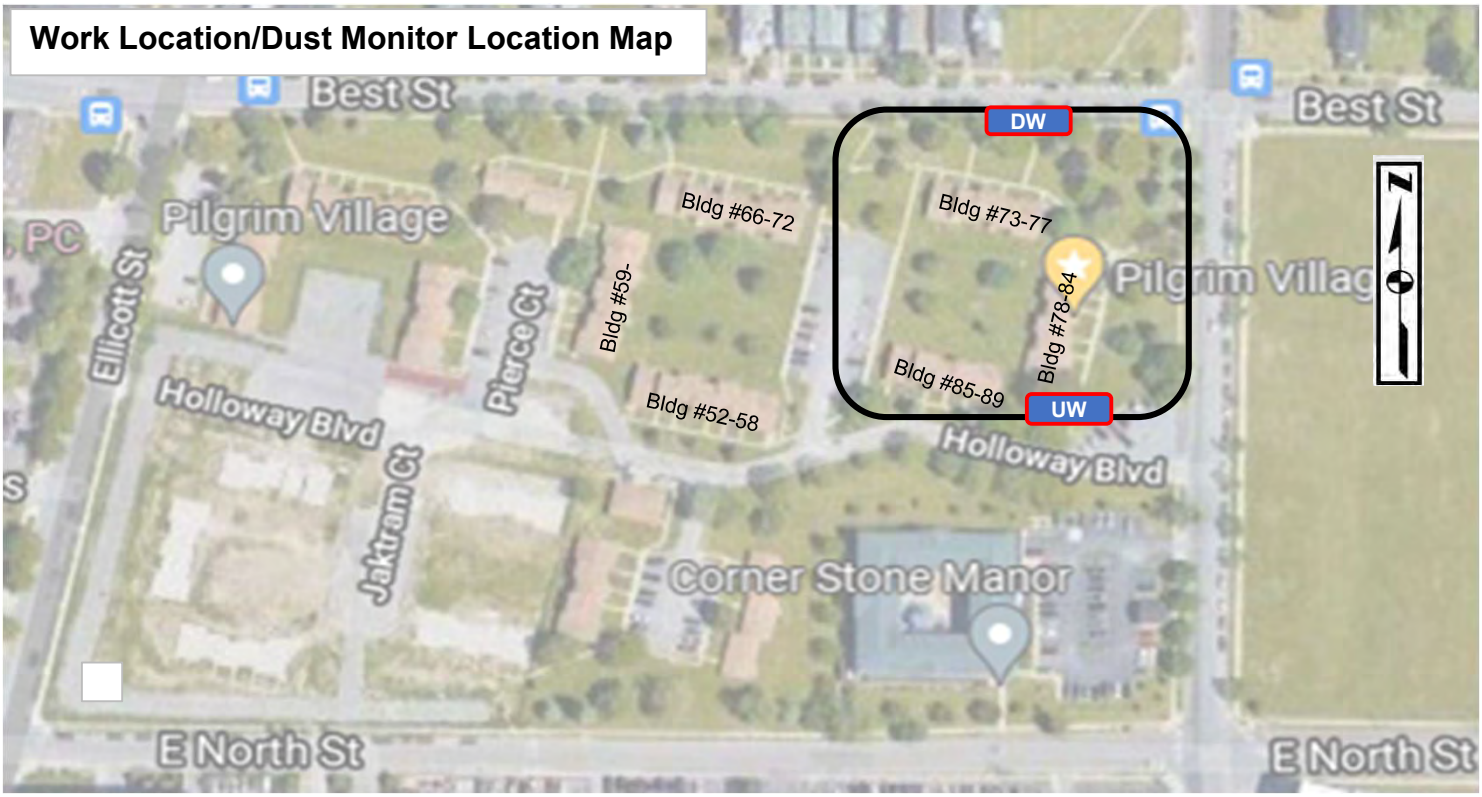

LEGEND

- UW — Dust Monitor Location (Upwind)
- DW — Dust Monitor Location (Downwind)
- Work Location

960 Busti Ave.
Buffalo, New York 14213

DAILY FIELD REPORT

Date:	Monday, March 7, 2022
Site Name:	Pilgrim Village-Family Site (915362)
Location:	1100 Michigan Ave., Buffalo
Contractor-Subcontrators:	Kulbacks - Empire Building Diagnostics (EBD)
Weather Conditions:	Raining 37 Deg F Wind: SE 6mph

Description of Work Performed:

Excavating in the center of where the three building used to be, and on the north side of Bldg #73-77.

Loading trucks with contaminated soil to haul to Tonawanda Landfill.

Loaded trucks with concrete to haul to Swift River.

Imported one load of stone from County Line Stone.

Due to rain, dust monitors were not set up.

(Use attached sheet for additional work description)

Problems/Observations Noted:
None

Health and Safety Monitoring:
None

Contractor Work Force:	Kulbacks: 1 Superintendant 3 operators EBD: 1 Supt, 2 Operators, 1 Laborer
Contractor Equipment:	Kulbacks: 2 excavators, 2 dozers, 1 skidsteer, 2 rollers EBD: 2 excavators
Attachments:	Daily Photolog, Work Location Map
Inspector's Name:	Libby Broderick

960 Busti Ave.
Buffalo, New York 14213

DAILY FIELD REPORT

Date:	Monday, March 7, 2022
Site Name:	Pilgrim Village-Family Site (915362)
Location:	1100 Michigan Ave., Buffalo

Description of Work Performed (cont):

Materials Import/Export

Imported Material:

Material	Truck #		Loads		Amount (Tons)
Stone	49		1		16.39
				Total Stone Delivered (Tons)	16.39

Exported Material:

Material	Destination	Loads
Contaminated Soil	Tonawanda Landfill	23
	Total Material Hauled - Approx. (Tons)	**460**
Concrete	Swift River	23
	Total Material Hauled - Approx. (Tons)	**460**

Photo Log

Site: Pilgrim Village-Family Site (915362) **Date:** Monday, March 7, 2022

Excavating at Bldg. #85-89. Foundations have been removed. Looking northwest.

Building temorary haul road. Looking south.

Excavating at Bldg. #85-89. Foundations have been removed. Looking west.

Excavating on the northside of the building #73-77. Looking northeast.

BRYDGES ENGINEERING
IN ENVIRONMENT AND ENERGY, DPC

Site Name: Pilgrim Village-Family Site (915362) **Date:** Monday, March 7, 2022

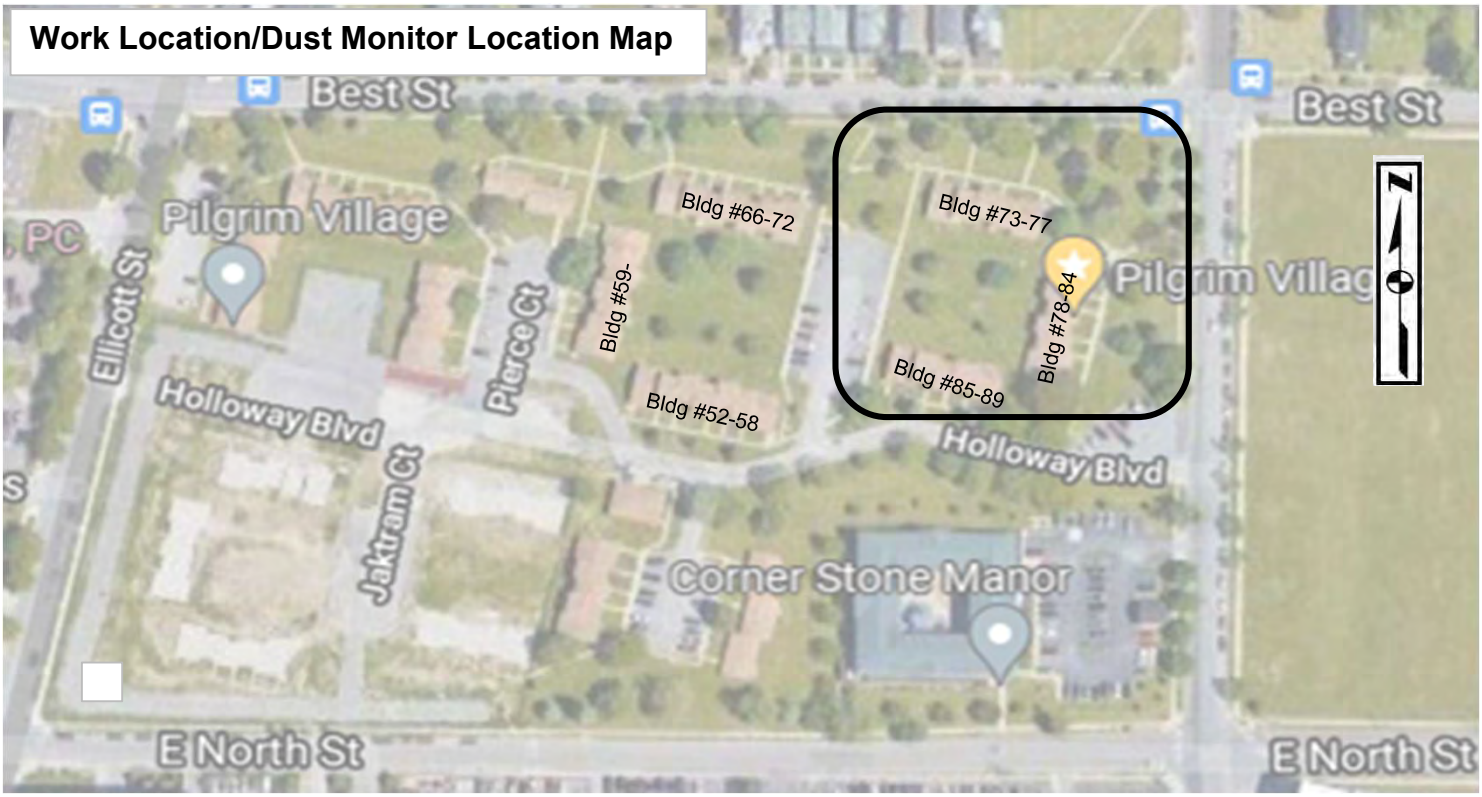

LEGEND

- UW — Dust Monitor Location (Upwind)
- DW — Dust Monitor Location (Downwind)
- Work Location

960 Busti Ave.
Buffalo, New York 14213

DAILY FIELD REPORT

Date:	Tuesday, March 8, 2022
Site Name:	Pilgrim Village-Family Site (915362)
Location:	1100 Michigan Ave., Buffalo
Contractor-Subcontrators:	Kulbacks - Empire Building Diagnostics (EBD)
Weather Conditions:	Sunny 31 Deg F Wind: W 13mph

Description of Work Performed:

Excavating where the Bldg. #78-84 and #73-77 used to be.

Loading trucks with contaminated soil to haul to Tonawanda Landfill.

Imported one load of stone from County Line Stone.

Dust monitors were set up. No indication of dust.

(Use attached sheet for additional work description)

Problems/Observations Noted:
None

Health and Safety Monitoring:
None

Contractor Work Force:	Kulbacks: 1 Superintendant 3 operators EBD: 1 Supt, 2 Operators, 1 Laborer
Contractor Equipment:	Kulbacks: 2 excavators, 2 dozers, 1 skidsteer, 2 rollers EBD: 2 excavators
Attachments:	Daily Photolog, Air Monitoring Report, Work Location Map
Inspector's Name:	Libby Broderick

960 Busti Ave.
Buffalo, New York 14213

DAILY FIELD REPORT

Date:	Tuesday, March 8, 2022
Site Name:	Pilgrim Village-Family Site (915362)
Location:	1100 Michigan Ave., Buffalo

Description of Work Performed (cont):

Materials Import/Export

Imported Material:

Material	Truck #		Loads		Amount (Tons)
Stone-Lafarge			3		62.67
				Total Stone Delivered (Tons)	62.67

Exported Material:

Material	Destination	Loads
Contaminated Soil	Tonawanda Landfill	57
	Total Material Hauled - Approx. (Tons)	**1140**
Concrete	Swift River	5
	Total Material Hauled - Approx. (Tons)	**100**

Photo Log

Site: Pilgrim Village-Family Site (915362)

Date: Tuesday, March 8, 2022

Concrete debris ready to be hauled off site. Looking north.

Excavating where Bldg. #73-77 used ot be. Looking southeast.

Southend of the Family Site. Looking south.

Excavating where Bldg. #85-89 used to be. Looking southwest.

BRYDGES ENGINEERING
IN ENVIRONMENT AND ENERGY, DPC

Date: Tuesday, March 8, 2022

Site Name: Pilgrim Village-Family Site (915362)

Upwind Data		Downwind Data			Delta
Time	PM10 15min Average (µg/m³)	Time	PM10 15min Average (µg/m³)	VOC 15min Average (ppm)	PM10 15min Average (µg/m³)
3/8/2022 8:10	14.1	3/8/2022 8:10	29.2	0.0	15.1
3/8/2022 8:20	13.2	3/8/2022 8:20	21.8	0.0	8.6
3/8/2022 8:30	12.8	3/8/2022 8:30	15.6	0.0	2.8
3/8/2022 8:40	14.6	3/8/2022 8:40	6.4	0.0	-8.2
3/8/2022 8:50	12.8	3/8/2022 8:50	25.7	0.0	12.9
3/8/2022 9:00	9.8	3/8/2022 9:00	28.4	0.0	18.6
3/8/2022 9:10	10.1	3/8/2022 9:10	10.7	0.0	0.6
3/8/2022 9:20	11.5	3/8/2022 9:20	8.9	0.0	-2.6
3/8/2022 9:30	7.7	3/8/2022 9:30	6.8	0.0	-0.9
3/8/2022 9:40	8.3	3/8/2022 9:40	11.1	0.0	2.8
3/8/2022 9:50	9.2	3/8/2022 9:50	17	0.0	7.8
3/8/2022 10:00	12.3	3/8/2022 10:00	5.5	0.0	-6.8
3/8/2022 10:10	13.4	3/8/2022 10:10	7.1	0.0	-6.3
3/8/2022 10:20	12.1	3/8/2022 10:20	8.5	0.0	-3.6
3/8/2022 10:30	14	3/8/2022 10:30	8.8	0.0	-5.2
3/8/2022 10:40	12.5	3/8/2022 10:40	14.4	0.0	1.9
3/8/2022 10:50	15.5	3/8/2022 10:50	103.5	0.0	88
3/8/2022 11:00	27.5	3/8/2022 11:00	96.7	0.0	69.2
3/8/2022 11:10	44.1	3/8/2022 11:10	139.2	0.0	95.1
3/8/2022 11:20	23.7	3/8/2022 11:20	46.9	0.0	23.2
3/8/2022 11:30	32.9	3/8/2022 11:30	27.7	0.0	-5.2
3/8/2022 11:40	14.6	3/8/2022 11:40	33	0.0	18.4
3/8/2022 11:50	16.7	3/8/2022 11:50	21.6	0.0	4.9
3/8/2022 12:00	9	3/8/2022 12:00	19.6	0.0	10.6
3/8/2022 12:10	10.8	3/8/2022 12:10	20.9	0.0	10.1
3/8/2022 12:20	12.1	3/8/2022 12:20	45.4	0.0	33.3
3/8/2022 12:30	7.7	3/8/2022 12:30	57.4	0.0	49.7
3/8/2022 12:40	8.3	3/8/2022 12:40	52.8	0.0	44.5
3/8/2022 12:50	9.2	3/8/2022 12:50	68.5	0.0	59.3
3/8/2022 13:00	27.8	3/8/2022 13:00	126	0.0	98.2
3/8/2022 13:10	13.4	3/8/2022 13:10	92.1	0.0	78.7
3/8/2022 13:20	12.1	3/8/2022 13:20	16.9	0.0	4.8
3/8/2022 13:30	14	3/8/2022 13:30	103.4	0.0	89.4
3/8/2022 13:40	12.5			0.0	-12.5
3/8/2022 13:50	15.8			0.0	-15.8
3/8/2022 14:00	13.2	3/8/2022 14:00	78.2	0.0	65
3/8/2022 14:10	15.2	3/8/2022 14:10	128.3	0.0	113.1
3/8/2022 14:20	12.7	3/8/2022 14:20	59	0.0	46.3
3/8/2022 14:30	11.1	3/8/2022 14:30	32.5	0.0	21.4
3/8/2022 14:40	10	3/8/2022 14:40	106.3	0.0	96.3
3/8/2022 14:50	35.6	3/8/2022 14:50	131.8	0.0	96.2
3/8/2022 15:00	39.4	3/8/2022 15:00	132.9	0.0	93.5
3/4/2022 15:10	25.1			0.0	-25.1
					0
					0
					0
					0

*****Particulate Threshold PM 10 15minute average = 100µg/m³ above background***

BRYDGES ENGINEERING
IN ENVIRONMENT AND ENERGY, DPC

Site Name: Pilgrim Village-Family Site (915362) **Date:** Tuesday, March 8, 2022

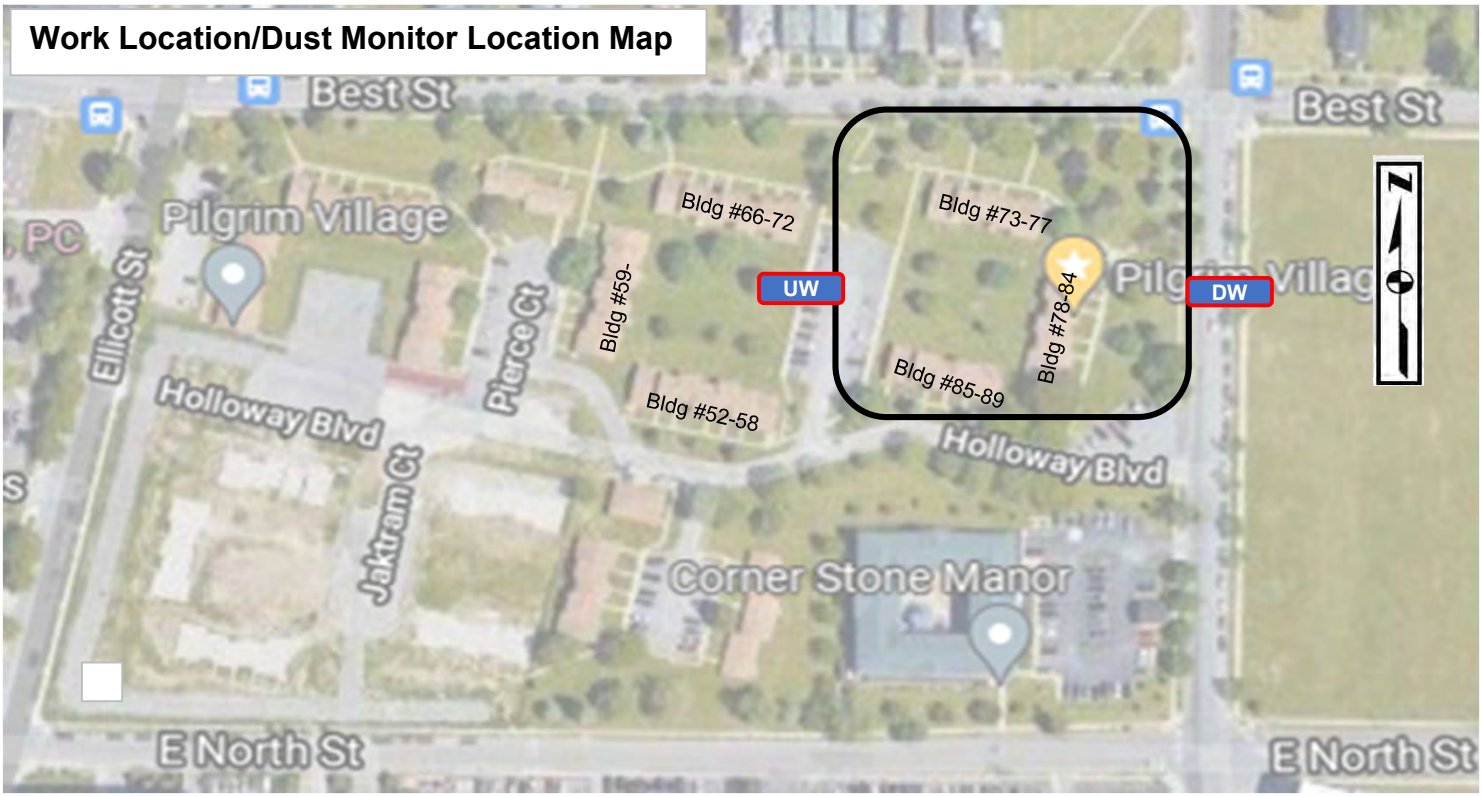

LEGEND

- UW — Dust Monitor Location (Upwind)
- DW — Dust Monitor Location (Downwind)
- Work Location

960 Busti Ave.
Buffalo, New York 14213

DAILY FIELD REPORT

Date:	Wednesday, March 9, 2022
Site Name:	Pilgrim Village-Family Site (915362)
Location:	1100 Michigan Ave., Buffalo
Contractor-Subcontrators:	Kulbacks - Empire Building Diagnostics (EBD)
Weather Conditions:	Cloudy 31 Deg F Wind: NE 3mph

Description of Work Performed:

Excavating where the Bldg. #73-77 used to be. Pushing dirt to stockpile.

Loading trucks with contaminated soil to haul to Tonawanda Landfill.

ESG on-site to remove and clean the UST that were found in the former gas station area. The two large tanks had no liquid inside. They had been previously filled with flowable fill. While preparing the area to remove these tanks. A fourth tank was discovered about the same size as the other 2 UST's. This tank was full of a black petroleum product. The material was removed by ESG by vaccuum truck. All four tanks were removed, cleaned and certified by ESG. PID Readings ranged from 25ppm - 176ppm at excavation. Once the material was removed the PID readings were 0.0ppm.

Pulled confirmatory samples B-16, B-36, B-56, B-57, B-58, B-59, B-60, B-61, B-62, B-63

Dust monitors were set up. No indication of dust.

(Use attached sheet for additional work description)

Problems/Observations Noted:
None

Health and Safety Monitoring:
None

Contractor Work Force:	Kulbacks: 1 Superintendant 3 operators
Contractor Equipment:	Kulbacks: 2 excavators, 2 dozers, 1 skidsteer, 2 rollers
Attachments:	Daily Photolog, Air Monitoring Report, Work Location Map
Inspector's Name:	Libby Broderick

960 Busti Ave.
Buffalo, New York 14213

DAILY FIELD REPORT

Date:	Wednesday, March 9, 2022
Site Name:	Pilgrim Village-Family Site (915362)
Location:	1100 Michigan Ave., Buffalo

Description of Work Performed (cont):

Materials Import/Export

Imported Material:

Material			Loads		Amount (Tons)
Stone - Lafarge			6		124.52
			Total Stone Delivered (Tons)		124.52

Exported Material:

Material	Destination	Loads
Contaminated Soil	Tonawanda Landfill	69
	Total Material Hauled - Approx. (Tons)	**1380**
	Total Material Hauled - Approx. (Tons)	**0**

Photo Log

Site: Pilgrim Village-Family Site (915362)

Date: Wednesday, March 9, 2022

Location of the 4 tanks. Tank #1 was small. Tanks 2, 3, and 4 were larger and were about the same size.

Tank #2 and #3 were filled with flowable fill. Looking northeast.

ESG removing black liquid from tank #4. Looking northeast.

Excavating where Bldg. #73-77 used to be. Looking southeast.

Photo Log

Site: Pilgrim Village-Family Site (915362)

Date: Wednesday, March 9, 2022

Confirmatory Sample B-58

Confirmatory Sample B-10. Looking south.

Confirmatory Sample B-62. Looking north.

Confirmatory Sample B-56. Looking north.

BRYDGES ENGINEERING
IN ENVIRONMENT AND ENERGY, DPC

Date: Wednesday, March 9, 2022

Site Name: Pilgrim Village-Family Site (915362)

Upwind Data		Downwind Data			Delta
Time	PM10 15min Average (µg/m³)	Time	PM10 15min Average (µg/m³)	VOC 15min Average (ppm)	PM10 15min Average (µg/m³)
		3/9/2022 8:50	98.3	0.0	98.3
		3/9/2022 9:00	33.6	0.0	33.6
3/9/2022 9:10	3.6	3/9/2022 9:10	91.9	0.0	88.3
3/9/2022 9:20	7.3	3/9/2022 9:20	107.4	0.0	100.1
3/9/2022 9:30	5.2	3/9/2022 9:30	94.8	0.0	89.6
3/9/2022 9:40	7.4	3/9/2022 9:40	47.1	0.0	39.7
3/9/2022 9:50	8.1	3/9/2022 9:50	38.9	0.0	30.8
3/9/2022 10:00	3.5	3/9/2022 10:00	90.2	0.0	86.7
3/9/2022 10:10	9.4	3/9/2022 10:10	39	0.0	29.6
3/9/2022 10:20	7.3	3/9/2022 10:20	46.3	0.0	39
3/9/2022 10:30	7.5	3/9/2022 10:30	44.7	0.0	37.2
3/9/2022 10:40	7.8	3/9/2022 10:40	16.4	0.0	8.6
3/9/2022 10:50	9	3/9/2022 10:50	29.2	0.0	20.2
3/9/2022 11:00	3	3/9/2022 11:00	12.6	0.0	9.6
3/9/2022 11:10	1.4	3/9/2022 11:10	12.2	0.0	10.8
3/9/2022 11:20	6.7	3/9/2022 11:20	7.8	0.0	1.1
3/9/2022 11:30	4.1	3/9/2022 11:30	7.4	0.0	3.3
3/9/2022 11:40	6.8	3/9/2022 11:40	68.4	0.0	61.6
3/9/2022 11:50	9.4	3/9/2022 11:50	60.5	0.0	51.1
3/9/2022 12:00	9.1	3/9/2022 12:00	36	0.0	26.9
3/9/2022 12:10	8.9	3/9/2022 12:10	24.5	0.0	15.6
3/9/2022 12:20	9.9	3/9/2022 12:20	14.8	0.0	4.9
3/9/2022 12:30	13	3/9/2022 12:30	23.9	0.0	10.9
3/9/2022 12:40	12	3/9/2022 12:40	49.1	0.0	37.1
3/9/2022 12:50	12.7	3/9/2022 12:50	34.7	0.0	22
3/9/2022 13:00	12.1	3/9/2022 13:00	12	0.0	-0.1
3/9/2022 13:10	10.3	3/9/2022 13:10	21.9	0.0	11.6
3/9/2022 13:20	8.8	3/9/2022 13:20	12	0.0	3.2
3/9/2022 13:30	8.6	3/9/2022 13:30	17.2	0.0	8.6
3/9/2022 13:40	6.4	3/9/2022 13:40	10.2	0.0	3.8
3/9/2022 13:50	6.8	3/9/2022 13:50	9.4	0.0	2.6
3/9/2022 14:00	4.7	3/9/2022 14:00	10.9	0.0	6.2
3/9/2022 14:10	4.8	3/9/2022 14:10	6	0.0	1.2
3/9/2022 14:20	7.6	3/9/2022 14:20	16.2	0.0	8.6
3/9/2022 14:30	8.3	3/9/2022 14:30	8.6	0.0	0.3
3/9/2022 14:40	5.9	3/9/2022 14:40	5	0.0	-0.9
3/9/2022 14:50	5.7	3/9/2022 14:50	6.5	0.0	0.8
3/9/2022 15:00	6.9	3/9/2022 15:00	9	0.0	2.1
3/9/2022 15:10	6.7	3/9/2022 15:10	10	0.0	3.3
					0
					0
					0
					0
					0
					0
					0
					0

*****Particulate Threshold PM 10 15minute average = 100µg/m³ above background***

BRYDGES ENGINEERING
IN ENVIRONMENT AND ENERGY, DPC

Site Name: Pilgrim Village-Family Site (915362) **Date:** Wednesday, March 9, 2022

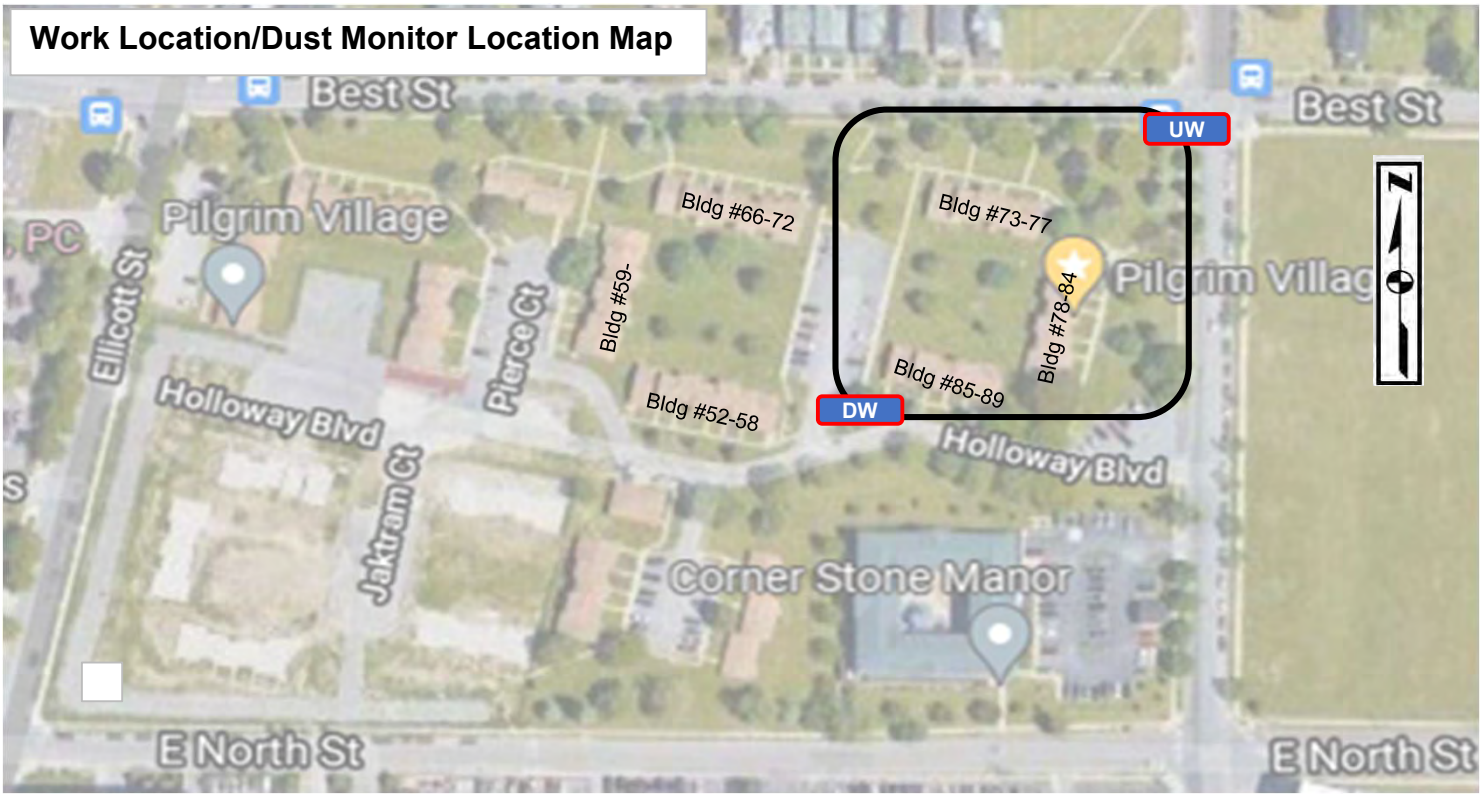

LEGEND

- UW — Dust Monitor Location (Upwind)
- DW — Dust Monitor Location (Downwind)
- Work Location

960 Busti Ave.
Buffalo, New York 14213

DAILY FIELD REPORT

Date:	Thursday, March 10, 2022
Site Name:	Pilgrim Village-Family Site (915362)
Location:	1100 Michigan Ave., Buffalo
Contractor-Subcontrators:	Kulbacks - Empire Building Diagnostics (EBD)
Weather Conditions:	Partly Cloudy 30 Deg F Wind: SW 5mph

Description of Work Performed:

Excavating where the Bldg. #73-77 and #78-84 used to be. Pushing dirt to stockpile.

Excavating area where tanks were pulled. Found gray odorous material that was likely from the tanks.

Loading trucks with contaminated soil to haul to Tonawanda Landfill.

Crew is preparing for inclement weather by proof rolling site.

Pulled confirmatory samples B-9, B-10, B-17, B-18, B-19, B-20, B-21, B-22, B-23, B-24, B-50, B-51, B-52.

Dust monitors were set up. No indication of dust.

(Use attached sheet for additional work description)

Problems/Observations Noted:
None

Health and Safety Monitoring:
None

Contractor Work Force:	Kulbacks: 1 Superintendant 3 operators
Contractor Equipment:	Kulbacks: 2 excavators, 2 dozers, 1 skidsteer, 2 rollers
Attachments:	Daily Photolog, Air Monitoring Report, Work Location Map
Inspector's Name:	Libby Broderick

960 Busti Ave.
Buffalo, New York 14213

DAILY FIELD REPORT

Date:	Thursday, March 10, 2022
Site Name:	Pilgrim Village-Family Site (915362)
Location:	1100 Michigan Ave., Buffalo

Description of Work Performed (cont):

Materials Import/Export

Imported Material:

Material			Loads		Amount (Tons)
Stone Lafarge			3		65.56
			Total Stone Delivered (Tons)		65.56

Exported Material:

Material	Destination	Loads
Contaminated Soil	Tonawanda Landfill	45
	Total Material Hauled - Approx. (Tons)	**900**
	Total Material Hauled - Approx. (Tons)	**0**

Photo Log

Site: Pilgrim Village-Family Site (915362) **Date:** Thursday, March 10, 2022

Location of the 4 tanks. Excavating gray odorous material that was contaminated by tanks. Looking east.

Location of the 4 tanks. All suspecct material was removed. Looking east.

UST's removed and cleaned. Looking east.

Site proof rolled in preparation of inclement weather. Looking southeast.

Photo Log

Site: Pilgrim Village-Family Site (915362)

Date: Thursday, March 10, 2022

Confirmatory Sample B-21. Looking north.

Confirmatory Sample B-51. Looking north.

Confirmatory Sample B-51. Looking northeast.

Confirmatory Sample B-22. Looking northeast.

BRYDGES ENGINEERING
IN ENVIRONMENT AND ENERGY, DPC

Date: Thursday, March 10, 2022

Site Name: Pilgrim Village-Family Site (915362)

Upwind Data		Downwind Data			Delta
Time	PM10 15min Average (µg/m³)	Time	PM10 15min Average (µg/m³)	VOC 15min Average (ppm)	PM10 15min Average (µg/m³)
3/10/2022 8:00	7.2			0.0	-7.2
3/10/2022 8:10	7.5	3/10/2022 8:10	13.6	0.0	6.1
3/10/2022 8:20	11.8	3/10/2022 8:20	14.1	0.0	2.3
3/10/2022 8:30	10.6	3/10/2022 8:30	14.3	0.0	3.7
3/10/2022 8:40	18	3/10/2022 8:40	14.5	0.0	-3.5
3/10/2022 8:50	7.6	3/10/2022 8:50	13	0.0	5.4
3/10/2022 9:00	7.7	3/10/2022 9:00	19.1	0.0	11.4
3/10/2022 9:10	9.6	3/10/2022 9:10	32.4	0.0	22.8
3/10/2022 9:20	11.6	3/10/2022 9:20	38.4	0.0	26.8
3/10/2022 9:30	8.8	3/10/2022 9:30	30.2	0.0	21.4
3/10/2022 9:40	7.4	3/10/2022 9:40	28.6	0.0	21.2
3/10/2022 9:50	7.8	3/10/2022 9:50	25.3	0.0	17.5
3/10/2022 10:00	6.7	3/10/2022 10:00	21.3	0.0	14.6
3/10/2022 10:10	109.8	3/10/2022 10:10	18.9	0.0	-90.9
3/10/2022 10:20	117.5	3/10/2022 10:20	19.1	0.0	-98.4
3/10/2022 10:30	7.5	3/10/2022 10:30	17	0.0	9.5
3/10/2022 10:40	7.6	3/10/2022 10:40	14.5	0.0	6.9
3/10/2022 10:50	18.8	3/10/2022 10:50	16.6	0.0	-2.2
3/10/2022 11:00	20.4	3/10/2022 11:00	10.9	0.0	-9.5
3/10/2022 11:10	6.7	3/10/2022 11:10	12.2	0.0	5.5
3/10/2022 11:20	30.1	3/10/2022 11:20	14.4	0.0	-15.7
3/10/2022 11:30	48.2	3/10/2022 11:30	15.8	0.0	-32.4
3/10/2022 11:40	4.7	3/10/2022 11:40	9	0.0	4.3
3/10/2022 11:50	4	3/10/2022 11:50	8.2	0.0	4.2
3/10/2022 12:00	4.9	3/10/2022 12:00	11.5	0.0	6.6
3/10/2022 12:10	5.4	3/10/2022 12:10	11.5	0.0	6.1
3/10/2022 12:20	7.5	3/10/2022 12:20	8.7	0.0	1.2
3/10/2022 12:30	7.8	3/10/2022 12:30	7.7	0.0	-0.1
3/10/2022 12:40	6.3	3/10/2022 12:40	8.3	0.0	2
3/10/2022 12:50	6.8	3/10/2022 12:50	10.8	0.0	4
3/10/2022 13:00	10.1	3/10/2022 13:00	11.2	0.0	1.1
3/10/2022 13:10	11.8	3/10/2022 13:10	9.1	0.0	-2.7
3/10/2022 13:20	9.8	3/10/2022 13:20	14.3	0.0	4.5
3/10/2022 13:30	10.1	3/10/2022 13:30	30.7	0.0	20.6
3/10/2022 13:40	6.1	3/10/2022 13:40	47.2	0.0	41.1
3/10/2022 13:50	5.1	3/10/2022 13:50	38.6	0.0	33.5
3/10/2022 14:00	5.2	3/10/2022 14:00	15.8	0.0	10.6
3/10/2022 14:10	4.5	3/10/2022 14:10	18.2	0.0	13.7
3/10/2022 14:20	5.2	3/10/2022 14:20	15.3	0.0	10.1
3/10/2022 14:30	8	3/10/2022 14:30	21.9	0.0	13.9
3/10/2022 14:40	7.9	3/10/2022 14:40	16.5	0.0	8.6
3/10/2022 14:50	6.2	3/10/2022 14:50	24.8	0.0	18.6
3/10/2022 15:00	5.2	3/10/2022 15:00	22.4	0.0	17.2
3/10/2022 15:10	6.1	3/10/2022 15:10	9.6	0.0	3.5
3/10/2022 15:20	15.8	3/10/2022 15:20	9.1	0.0	-6.7
3/10/2022 15:30	28.1				-28.1
					0

*****Particulate Threshold PM 10 15minute average = 100µg/m³ above background***

BRYDGES ENGINEERING
IN ENVIRONMENT AND ENERGY, DPC

Site Name: Pilgrim Village-Family Site (915362) **Date:** Thursday, March 10, 2022

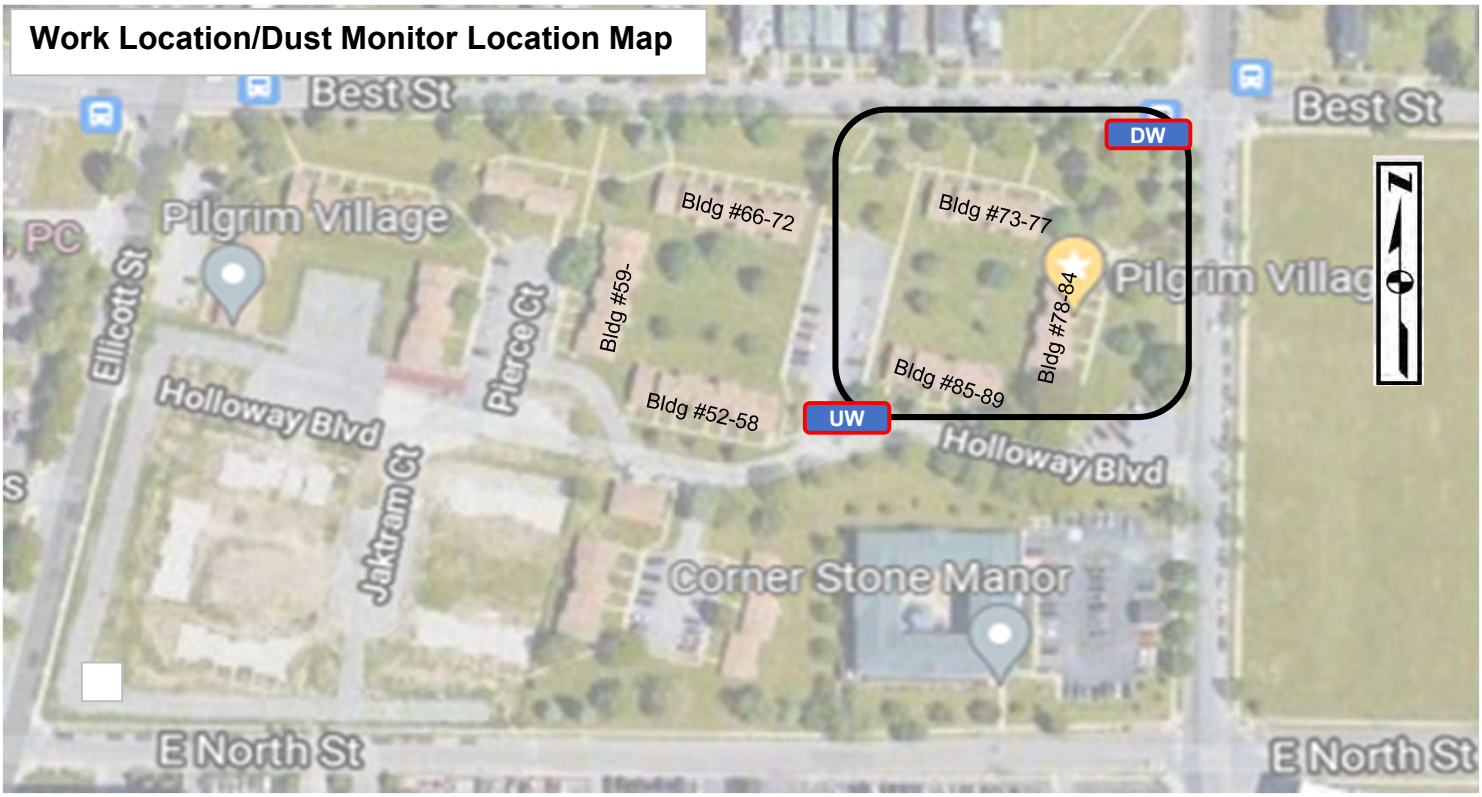

LEGEND

- UW — Dust Monitor Location (Upwind)
- DW — Dust Monitor Location (Downwind)
- Work Location

960 Busti Ave.
Buffalo, New York 14213

DAILY FIELD REPORT

Date:	Friday, March 11, 2022
Site Name:	Pilgrim Village-Family Site (915362)
Location:	1100 Michigan Ave., Buffalo
Contractor-Subcontrators:	Kulbacks - Empire Building Diagnostics (EBD)
Weather Conditions:	Clear 27 Deg F Wind: S 9mph

Description of Work Performed:

Excavating where the Bldg. #73-77 and #78-84 used to be. Pushing dirt to stockpile.

Loading trucks with contaminated soil to haul to Tonawanda Landfill.

Crew is preparing for inclement weather by proof rolling site.

Trucks causing mud onto Michigan Ave. Crew used street sweeper to clean street.

Dust monitors were set up. No indication of dust.

(Use attached sheet for additional work description)

Problems/Observations Noted:
None

Health and Safety Monitoring:
None

Contractor Work Force:	Kulbacks: 1 Superintendant 3 operators
Contractor Equipment:	Kulbacks: 2 excavators, 2 dozers, 1 skidsteer, 2 rollers
Attachments:	Daily Photolog, Air Monitoring Report, Work Location Map
Inspector's Name:	Libby Broderick

960 Busti Ave.
Buffalo, New York 14213

DAILY FIELD REPORT

Date:	Friday, March 11, 2022
Site Name:	Pilgrim Village-Family Site (915362)
Location:	1100 Michigan Ave., Buffalo

Description of Work Performed (cont):

Materials Import/Export

Imported Material:

Material			Loads		Amount (Tons)
			Total Stone Delivered (Tons)		0

Exported Material:

Material	Destination	Loads
Contaminated Soil	Tonawanda Landfill	42
	Total Material Hauled - Approx. (Tons)	**840**
	Total Material Hauled - Approx. (Tons)	**0**

Photo Log

Site: Pilgrim Village-Family Site (915362)

Date: Friday, March 11, 2022

Site proof rolled in preparartion for inclement weather. Looking southwest.

Tanks ready to be hauled off site. Looking east.

Site proof rolled in preparartion for inclement weather. Looking southeast.

Site proof rolled in preparartion for inclement weather. Looking northeast.

BRYDGES ENGINEERING
IN ENVIRONMENT AND ENERGY, DPC

Date: Friday, March 11, 2022

Site Name: Pilgrim Village-Family Site (915362)

Upwind Data		Downwind Data			Delta
Time	PM10 15min Average (µg/m³)	Time	PM10 15min Average (µg/m³)	VOC 15min Average (ppm)	PM10 15min Average (µg/m³)
3/11/2022 8:10	7.3	3/11/2022 8:10	31.7	0.0	24.4
3/11/2022 8:20	6.7	3/11/2022 8:20	27.5	0.0	20.8
3/11/2022 8:30	3.6	3/11/2022 8:30	25.3	0.0	21.7
3/11/2022 8:40	7.8	3/11/2022 8:40	42.6	0.0	34.8
3/11/2022 8:50	9.1	3/11/2022 8:50	64.9	0.0	55.8
3/11/2022 9:00	8.2	3/11/2022 9:00	83.8	0.0	75.6
3/11/2022 9:10	9.9	3/11/2022 9:10	34.4	0.0	24.5
3/11/2022 9:20	12.4	3/11/2022 9:20	19.1	0.0	6.7
3/11/2022 9:30	9.5	3/11/2022 9:30	17.2	0.0	7.7
3/11/2022 9:40	13.1	3/11/2022 9:40	24.2	0.0	11.1
3/11/2022 9:50	14.6	3/11/2022 9:50	28.2	0.0	13.6
3/11/2022 10:00	11.3	3/11/2022 10:00	44.8	0.0	33.5
3/11/2022 10:10	15.8	3/11/2022 10:10	66.2	0.0	50.4
3/11/2022 10:20	17.1	3/11/2022 10:20	48.3	0.0	31.2
3/11/2022 10:30	32.1	3/11/2022 10:30	124.6	0.0	92.5
3/11/2022 10:40	33.1	3/11/2022 10:40	175.5	0.0	142.4
3/11/2022 10:50	25.2	3/11/2022 10:50	64.8	0.0	39.6
3/11/2022 11:00	24.3	3/11/2022 11:00	113.7	0.0	89.4
3/11/2022 11:10	58.1	3/11/2022 11:10	74.6	0.0	16.5
3/11/2022 11:20	52.8	3/11/2022 11:20	13.5	0.0	-39.3
3/11/2022 11:30	85	3/11/2022 11:30	12.7	0.0	-72.3
3/11/2022 11:40	88.5	3/11/2022 11:40	14.4	0.0	-74.1
3/11/2022 11:50	32.6	3/11/2022 11:50	12.5	0.0	-20.1
3/11/2022 12:00	23.9	3/11/2022 12:00	17.4	0.0	-6.5
3/11/2022 12:10	47	3/11/2022 12:10	17.7	0.0	-29.3
3/11/2022 12:20	72.1	3/11/2022 12:20	12.3	0.0	-59.8
3/11/2022 12:30	55.8	3/11/2022 12:30	13	0.0	-42.8
3/11/2022 12:40	41.7	3/11/2022 12:40	11.8	0.0	-29.9
3/11/2022 12:50	48.6	3/11/2022 12:50	11.1	0.0	-37.5
3/11/2022 13:00	35.8	3/11/2022 13:00	12.1	0.0	-23.7
3/11/2022 13:10	16.7	3/11/2022 13:10	14.4	0.0	-2.3
3/11/2022 13:20	15.9	3/11/2022 13:20	14.8	0.0	-1.1
3/11/2022 13:30	21.7	3/11/2022 13:30	16.3	0.0	-5.4
3/11/2022 13:40	26.2	3/11/2022 13:40	14.1	0.0	-12.1
3/11/2022 13:50	14.3	3/11/2022 13:50	12.7	0.0	-1.6
3/11/2022 14:00	17.1	3/11/2022 14:00	13.9	0.0	-3.2
3/11/2022 14:10	13.6	3/11/2022 14:10	14.5	0.0	0.9
3/11/2022 14:20	12.7	3/11/2022 14:20	13.7	0.0	1
3/11/2022 14:30	10.1	3/11/2022 14:30	11.6	0.0	1.5
3/11/2022 14:40	15.4	3/11/2022 14:40	12.1	0.0	-3.3
3/11/2022 14:50	11.2	3/11/2022 14:50	9.7	0.0	-1.5
3/11/2022 15:00	11	3/11/2022 15:00	6.2	0.0	-4.8
					0
					0
					0
					0
					0

*****Particulate Threshold PM 10 15minute average = 100µg/m³ above background***

BRYDGES ENGINEERING
IN ENVIRONMENT AND ENERGY, DPC

Site Name: Pilgrim Village-Family Site (915362) **Date:** Friday, March 11, 2022

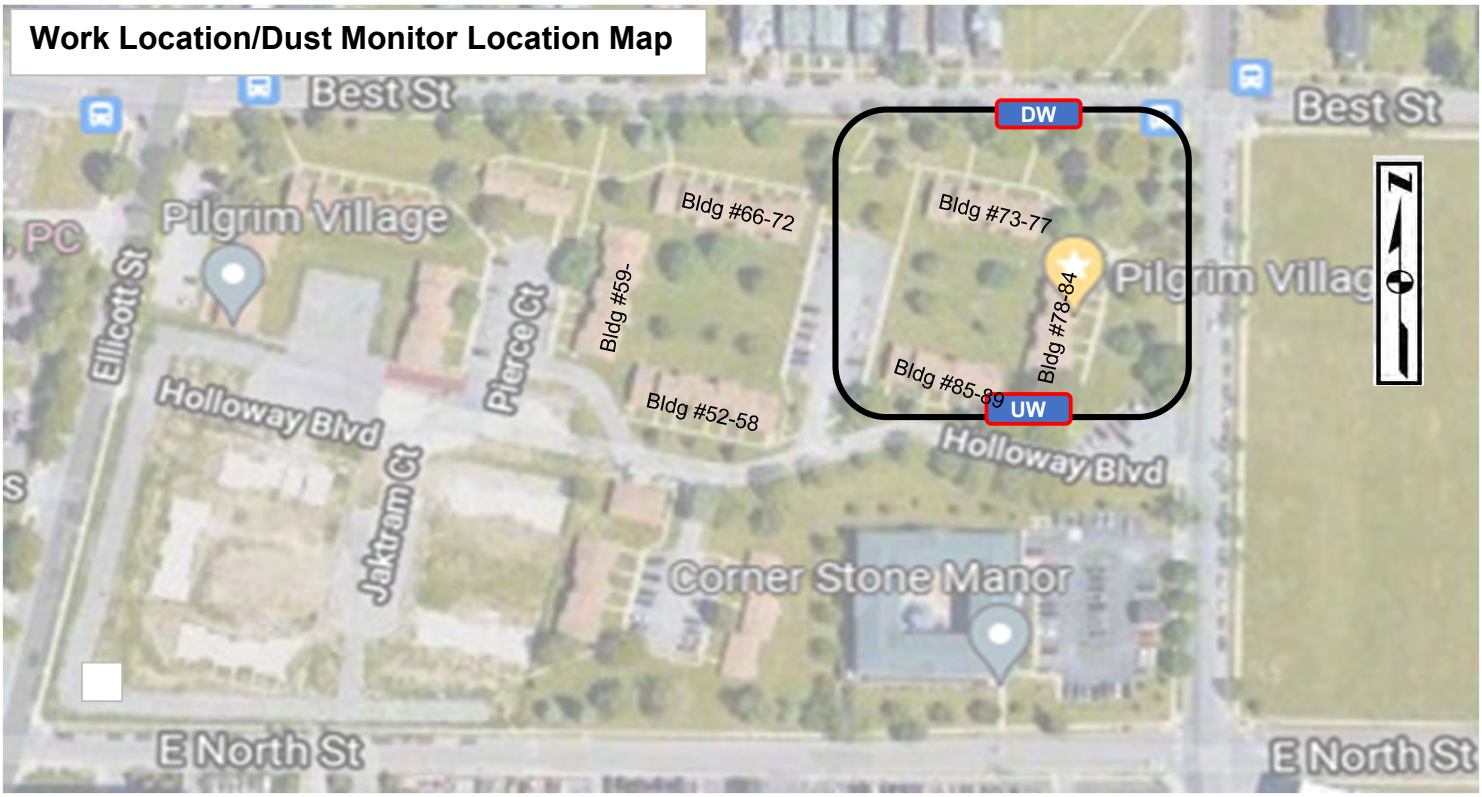

LEGEND

- UW — Dust Monitor Location (Upwind)
- DW — Dust Monitor Location (Downwind)
- Work Location

BRYDGES ENGINEERING
IN ENVIRONMENT AND ENERGY, DPC

960 Busti Ave.
Buffalo, New York 14213

DAILY FIELD REPORT

Date:	Monday, March 14, 2022
Site Name:	Pilgrim Village-Family Site (915362)
Location:	1100 Michigan Ave., Buffalo
Contractor-Subcontrators:	Kulbacks - Empire Building Diagnostics (EBD)
Weather Conditions:	Clear 27 Deg F Wind: S 9mph

Description of Work Performed:

Excavating where the Bldg. #73-77. Moving dirt to stockpile.

Loading trucks with contaminated soil to haul to Tonawanda Landfill.

DEC on-site at 12:15pm to witness sampling.

Pulled confirmatory samples GSB-1, GSB-5, GSB-6, GSB-7, GSB-8, GSB-9, GSB-10, GSB-11, and B-53.

At end of day, crew cleaned Michigan Ave.

Dust monitors were set up. No indication of dust.

(Use attached sheet for additional work description)

Problems/Observations Noted:
None

Health and Safety Monitoring:
None

Contractor Work Force:	Kulbacks: 1 Superintendant 3 operators
Contractor Equipment:	Kulbacks: 2 excavators, 2 dozers, 1 skidsteer, 2 rollers
Attachments:	Daily Photolog, Air Monitoring Report, Work Location Map
Inspector's Name:	Libby Broderick

960 Busti Ave.
Buffalo, New York 14213

DAILY FIELD REPORT

Date:	Monday, March 14, 2022
Site Name:	Pilgrim Village-Family Site (915362)
Location:	1100 Michigan Ave., Buffalo

Description of Work Performed (cont):

Materials Import/Export

Imported Material:

Material			Loads		Amount (Tons)
			Total Stone Delivered (Tons)		0

Exported Material:

Material	Destination	Loads
Contaminated Soil	Tonawanda Landfill	36
	Total Material Hauled - Approx. (Tons)	**720**
	Total Material Hauled - Approx. (Tons)	**0**

Photo Log

Site: Pilgrim Village-Family Site (915362)

Date: Monday, March 14, 2022

Confirmatory Sample GSB-7 location. Looking east.

Confirmatory Sample B-50 location. Looking east.

Confirmatory Sample GSB-10 location. Looking north.

Confirmatory Sample B-52 location. Looking east.

BRYDGES ENGINEERING
IN ENVIRONMENT AND ENERGY, DPC

Date: Monday, March 14, 2022

Site Name: Pilgrim Village-Family Site (915362)

Upwind Data		Downwind Data			Delta
Time	PM10 15min Average (µg/m³)	Time	PM10 15min Average (µg/m³)	VOC 15min Average (ppm)	PM10 15min Average (µg/m³)
		3/14/2022 8:10	35.2	0.0	35.2
		3/14/2022 8:20	26.1	0.0	26.1
		3/14/2022 8:30	21.1	0.0	21.1
3/14/2022 8:40	3.5	3/14/2022 8:40	19.4	0.0	15.9
3/14/2022 8:50	4.1	3/14/2022 8:50	18.7	0.0	14.6
3/14/2022 9:00	3.7	3/14/2022 9:00	14.4	0.0	10.7
3/14/2022 9:10	2.1	3/14/2022 9:10	10.4	0.0	8.3
3/14/2022 9:20	7.3	3/14/2022 9:20	11.4	0.0	4.1
3/14/2022 9:30	5.2	3/14/2022 9:30	10.7	0.0	5.5
3/14/2022 9:40	7.4	3/14/2022 9:40	10.5	0.0	3.1
3/14/2022 9:50	8.1	3/14/2022 9:50	7.3	0.0	-0.8
3/14/2022 10:00	6.3	3/14/2022 10:00	6.9	0.0	0.6
3/14/2022 10:10	9.4	3/14/2022 10:10	8.6	0.0	-0.8
3/14/2022 10:20	7.3	3/14/2022 10:20	11.6	0.0	4.3
3/14/2022 10:30	7.5	3/14/2022 10:30	10.3	0.0	2.8
3/14/2022 10:40	7.8	3/14/2022 10:40	8.9	0.0	1.1
3/14/2022 10:50	9	3/14/2022 10:50	10.5	0.0	1.5
3/14/2022 11:00	3.9	3/14/2022 11:00	9.1	0.0	5.2
3/14/2022 11:10	1.4	3/14/2022 11:10	8	0.0	6.6
3/14/2022 11:20	6.7	3/14/2022 11:20	9.1	0.0	2.4
3/14/2022 11:30	5.7	3/14/2022 11:30	10.6	0.0	4.9
3/14/2022 11:40	6.8	3/14/2022 11:40	8.4	0.0	1.6
3/14/2022 11:50	9.4	3/14/2022 11:50	8.6	0.0	-0.8
3/14/2022 12:00	7.8	3/14/2022 12:00	8.4	0.0	0.6
3/14/2022 12:10	8.9	3/14/2022 12:10	7.5	0.0	-1.4
3/14/2022 12:20	9.9	3/14/2022 12:20	9.1	0.0	-0.8
3/14/2022 12:30	13	3/14/2022 12:30	9.8	0.0	-3.2
3/14/2022 12:40	12	3/14/2022 12:40	9.1	0.0	-2.9
3/14/2022 12:50	12.7	3/14/2022 12:50	8.1	0.0	-4.6
3/14/2022 13:00	12.1	3/14/2022 13:00	8.2	0.0	-3.9
3/14/2022 13:10	11.7	3/14/2022 13:10	11.5	0.0	-0.2
3/14/2022 13:20	8.8	3/14/2022 13:20	16	0.0	7.2
3/14/2022 13:30	8.6	3/14/2022 13:30	14.7	0.0	6.1
3/14/2022 13:40	6.4	3/14/2022 13:40	14.7	0.0	8.3
3/14/2022 13:50	6.8	3/14/2022 13:50	12.2	0.0	5.4
3/14/2022 14:00	13.5	3/14/2022 14:00	14.9	0.0	1.4
3/14/2022 14:10	4.8	3/14/2022 14:10	11.4	0.0	6.6
3/14/2022 14:20	7.6	3/14/2022 14:20	17.7	0.0	10.1
3/14/2022 14:30	8.3	3/14/2022 14:30	21.3	0.0	13
3/14/2022 14:40	5.9	3/14/2022 14:40	21.2	0.0	15.3
3/14/2022 14:50	5.7	3/14/2022 14:50	17.8	0.0	12.1
3/14/2022 15:00	7.1	3/14/2022 15:00	16.4	0.0	9.3
3/14/2022 15:10	5.9	3/14/2022 15:10	12.2	0.0	6.3
					0
					0
					0
					0

*****Particulate Threshold PM 10 15minute average = 100µg/m³ above background***

BRYDGES ENGINEERING
IN ENVIRONMENT AND ENERGY, DPC

Site Name: Pilgrim Village-Family Site (915362) **Date:** Monday, March 14, 2022

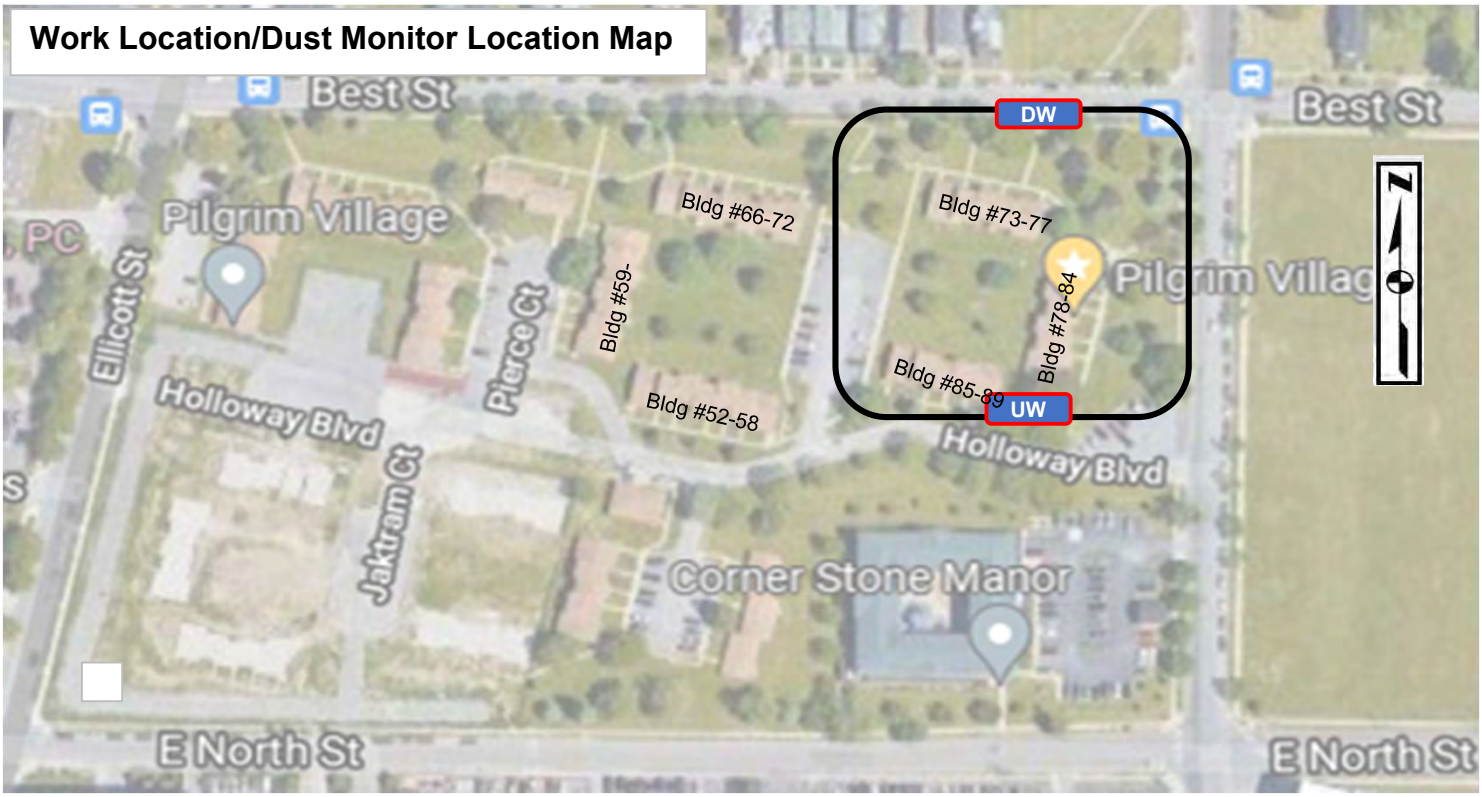

LEGEND

- UW — Dust Monitor Location (Upwind)
- DW — Dust Monitor Location (Downwind)
- Work Location

BRYDGES ENGINEERING
IN ENVIRONMENT AND ENERGY, DPC

960 Busti Ave.
Buffalo, New York 14213

DAILY FIELD REPORT

Date:	Tuesday, March 15, 2022
Site Name:	Pilgrim Village-Family Site (915362)
Location:	1100 Michigan Ave., Buffalo
Contractor-Subcontrators:	Kulbacks - Empire Building Diagnostics (EBD)
Weather Conditions:	Clear 35 Deg F Wind: NE 7mph

Description of Work Performed:

Excavating where the Bldg. #73-77. Moving dirt to stockpile.

Loading trucks with contaminated soil to haul to Tonawanda Landfill.

Loaded trucks with concrete to haul to Swift River.

Pulled confirmatory samples B-47, B-48, B-49.

At end of day, crew cleaned Michigan Ave.

Dust monitors were set up. No indication of dust.

(Use attached sheet for additional work description)

Problems/Observations Noted:
None

Health and Safety Monitoring:
None

Contractor Work Force:	Kulbacks: 1 Superintendant 3 operators
Contractor Equipment:	Kulbacks: 2 excavators, 2 dozers, 1 skidsteer, 2 rollers
Attachments:	Daily Photolog, Air Monitoring Report, Work Location Map
Inspector's Name:	Libby Broderick

960 Busti Ave.
Buffalo, New York 14213

DAILY FIELD REPORT

Date:	Tuesday, March 15, 2022
Site Name:	Pilgrim Village-Family Site (915362)
Location:	1100 Michigan Ave., Buffalo

Description of Work Performed (cont):

Materials Import/Export

Imported Material:

Material			Loads		Amount (Tons)
Stone (Lafarge)			6		128.84
			Total Stone Delivered (Tons)		128.84

Exported Material:

Material	Destination	Loads
Contaminated Soil	Tonawanda Landfill	40
	Total Material Hauled - Approx. (Tons)	**800**
Concrete	Swift River	5
	Total Material Hauled - Approx. (Tons)	**100**

Photo Log

Site: **Pilgrim Village-Family Site (915362)** **Date:** **Tuesday, March 15, 2022**

Built road to access new building site location. Looking south.

Site excavated and proof rolled. Looking northwest.

BRYDGES ENGINEERING
IN ENVIRONMENT AND ENERGY, DPC

Date: Tuesday, March 15, 2022

Site Name: Pilgrim Village-Family Site (915362)

Upwind Data		Downwind Data			Delta
Time	PM10 15min Average (µg/m³)	Time	PM10 15min Average (µg/m³)	VOC 15min Average (ppm)	PM10 15min Average (µg/m³)
		3/15/2022 8:20	57.7	0.0	57.7
		3/15/2022 8:30	160.2	0.0	160.2
		3/15/2022 8:40	47.2	0.0	47.2
		3/15/2022 8:50	57.2	0.0	57.2
		3/15/2022 9:00	28.1	0.0	28.1
3/15/2022 9:10	5.5	3/15/2022 9:10	33.3	0.0	27.8
3/15/2022 9:20	7.3	3/15/2022 9:20	35.4	0.0	28.1
3/15/2022 9:30	5.9	3/15/2022 9:30	15.8	0.0	9.9
3/15/2022 9:40	7.4	3/15/2022 9:40	15.1	0.0	7.7
3/15/2022 9:50	9.2	3/15/2022 9:50	17.3	0.0	8.1
3/15/2022 10:00	6.3	3/15/2022 10:00	16.1	0.0	9.8
3/15/2022 10:10	9.4	3/15/2022 10:10	36.2	0.0	26.8
3/15/2022 10:20	7.7	3/15/2022 10:20	72.1	0.0	64.4
3/15/2022 10:30	7.5	3/15/2022 10:30	52.8	0.0	45.3
3/15/2022 10:40	7.8	3/15/2022 10:40	50.8	0.0	43
3/15/2022 10:50	3.8	3/15/2022 10:50	79.8	0.0	76
3/15/2022 11:00	3.9	3/15/2022 11:00	70.5	0.0	66.6
3/15/2022 11:10	1.4	3/15/2022 11:10	29.6	0.0	28.2
3/15/2022 11:20	9.4	3/15/2022 11:20	23.2	0.0	13.8
3/15/2022 11:30	5.7	3/15/2022 11:30	21.7	0.0	16
3/15/2022 11:40	6.8	3/15/2022 11:40	41	0.0	34.2
3/15/2022 11:50	9.4	3/15/2022 11:50	134.9	0.0	125.5
3/15/2022 12:00	12.5	3/15/2022 12:00	99.1	0.0	86.6
3/15/2022 12:10	14.6	3/15/2022 12:10	18.8	0.0	4.2
3/15/2022 12:20	18.4	3/15/2022 12:20	15	0.0	-3.4
3/15/2022 12:30	13.1	3/15/2022 12:30	13	0.0	-0.1
3/15/2022 12:40	12	3/15/2022 12:40	14	0.0	2
3/15/2022 12:50	12.7	3/15/2022 12:50	17.3	0.0	4.6
3/15/2022 13:00	12.1	3/15/2022 13:00	24.4	0.0	12.3
3/15/2022 13:10	11.1	3/15/2022 13:10	19.2	0.0	8.1
3/15/2022 13:20	8.8	3/15/2022 13:20	21.4	0.0	12.6
3/15/2022 13:30	14.5	3/15/2022 13:30	37.4	0.0	22.9
3/15/2022 13:40	6.4	3/15/2022 13:40	30.7	0.0	24.3
3/15/2022 13:50	6.8	3/15/2022 13:50	41.3	0.0	34.5
3/15/2022 14:00	13.5	3/15/2022 14:00	99.6	0.0	86.1
3/15/2022 14:10	4.8	3/15/2022 14:10	72.6	0.0	67.8
3/15/2022 14:20	11.4	3/15/2022 14:20	46.1	0.0	34.7
3/15/2022 14:30	19.2	3/15/2022 14:30	30.6	0.0	11.4
3/15/2022 14:40	16.1	3/15/2022 14:40	64.5	0.0	48.4
3/15/2022 14:50	17.8	3/15/2022 14:50	114.9	0.0	97.1
3/15/2022 15:00	25.8	3/15/2022 15:00	172	0.0	146.2
3/15/2022 15:10	18.8	3/15/2022 15:10	125.2	0.0	106.4
		3/15/2022 15:20	77.9	0.0	77.9
		3/15/2022 15:30	35		35
					0
					0
					0

*****Particulate Threshold PM 10 15minute average = 100µg/m³ above background***

BRYDGES ENGINEERING
IN ENVIRONMENT AND ENERGY, DPC

Site Name: Pilgrim Village-Family Site (915362) **Date:** Tuesday, March 15, 2022

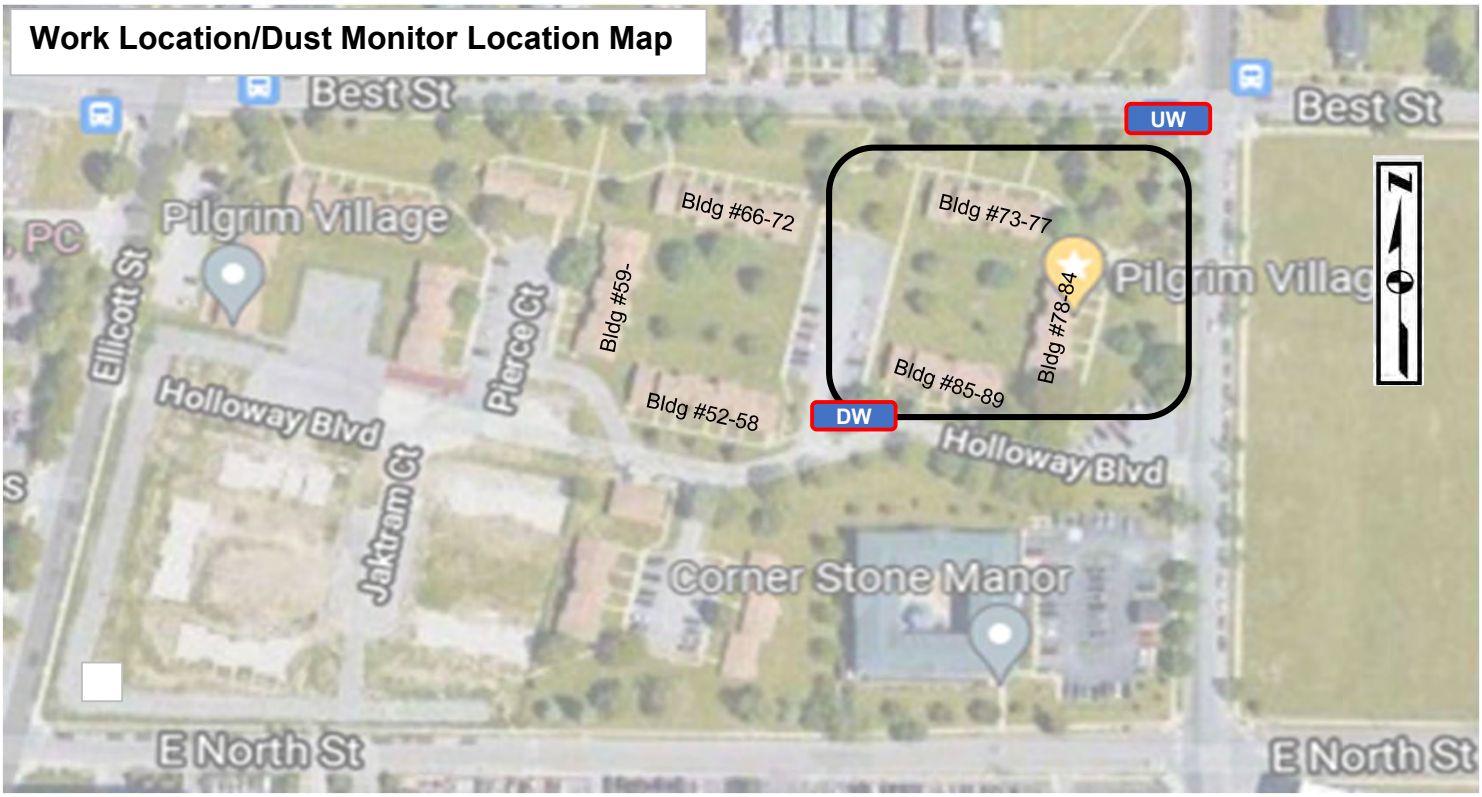

LEGEND

- UW — Dust Monitor Location (Upwind)
- DW — Dust Monitor Location (Downwind)
- Work Location

BRYDGES ENGINEERING
IN ENVIRONMENT AND ENERGY, DPC

960 Busti Ave.
Buffalo, New York 14213

DAILY FIELD REPORT

Date:	Wednesday, March 16, 2022
Site Name:	Pilgrim Village-Family Site (915362)
Location:	1100 Michigan Ave., Buffalo
Contractor-Subcontrators:	Kulbacks - Empire Building Diagnostics (EBD)
Weather Conditions:	Fog 35 Deg F Wind: Calm

Description of Work Performed:

Excavating where the Bldg. #85-89.

Waiting on sample results to proceed with backfill.

Due to lack of wind, dust monitors were not set up. No indication of dust.

(Use attached sheet for additional work description)

Problems/Observations Noted:
None

Health and Safety Monitoring:
None

Contractor Work Force:	Kulbacks: 1 Superintendant 3 operators
Contractor Equipment:	Kulbacks: 2 excavators, 2 dozers, 1 skidsteer, 2 rollers
Attachments:	Daily Photolog, Air Monitoring Report, Work Location Map
Inspector's Name:	Libby Broderick

Photo Log

Site: Pilgrim Village-Family Site (915362)

Date: Wednesday, March 16, 2022

BRYDGES ENGINEERING
IN ENVIRONMENT AND ENERGY, DPC

960 Busti Ave.
Buffalo, New York 14213

DAILY FIELD REPORT

Date:	Thursday, March 17, 2022
Site Name:	Pilgrim Village-Family Site (915362)
Location:	1100 Michigan Ave., Buffalo
Contractor-Subcontrators:	Kulbacks - Empire Building Diagnostics (EBD)
Weather Conditions:	Clear 45 Deg F Wind: S 7mph

Description of Work Performed:

Received stone from LaFarge

Loading trucks with contaminated soil to haul to Tonawanda Landfill.

Crew forming roadway with stone through excavated area

At end of day, crew cleaned Michigan Ave.

Dust monitors were set up. No indication of dust.

(Use attached sheet for additional work description)

Problems/Observations Noted:
None

Health and Safety Monitoring:
None

Contractor Work Force:	Kulbacks: 1 Superintendant 3 operators
Contractor Equipment:	Kulbacks: 2 excavators, 2 dozers, 1 skidsteer, 2 rollers
Attachments:	Daily Photolog, Air Monitoring Report, Work Location Map
Inspector's Name:	Jesse Zientek

BRYDGES ENGINEERING
IN ENVIRONMENT AND ENERGY, DPC

960 Busti Ave.
Buffalo, New York 14213

DAILY FIELD REPORT

Date:	Thursday, March 17, 2022
Site Name:	Pilgrim Village-Family Site (915362)
Location:	1100 Michigan Ave., Buffalo

Description of Work Performed (cont):

Materials Import/Export

Imported Material:

Material			Loads		Amount (Tons)
			Total Stone Delivered (Tons)		0

Exported Material:

Material	Destination	Loads
Contaminated Soil	Tonawanda Landfill	31
	Total Material Hauled - Approx. (Tons)	**620**
	Total Material Hauled - Approx. (Tons)	**0**

Photo Log

Site: **Pilgrim Village-Family Site (915362)**

Date: **Thursday, March 17, 2022**

Loading trucks with fill to go to Tonawanda LF

excavator stockpiling fill to go to Tonawanda LF

BRYDGES ENGINEERING
IN ENVIRONMENT AND ENERGY, DPC

Date: Thursday, March 17, 2022

Site Name: Pilgrim Village-Family Site (915362)

Upwind Data		Downwind Data			Delta
Time	PM10 15min Average (µg/m³)	Time	PM10 15min Average (µg/m³)	VOC 15min Average (ppm)	PM10 15min Average (µg/m³)
		3/17/2022 8:30	82.6	0.0	82.6
		3/17/2022 8:40	68.9	0.0	68.9
		3/17/2022 8:50	49.6	0.0	49.6
3/17/2022 9:00	33.2	3/17/2022 9:00	52	0.0	18.8
3/17/2022 9:10	49	3/17/2022 9:10	69.8	0.0	20.8
3/17/2022 9:20	34.3	3/17/2022 9:20	46.2	0.0	11.9
3/17/2022 9:30	24.8	3/17/2022 9:30	35.2	0.0	10.4
3/17/2022 9:40	22.7	3/17/2022 9:40	29.8	0.0	7.1
3/17/2022 9:50	22.4	3/17/2022 9:50	29.9	0.0	7.5
3/17/2022 10:00	22.6	3/17/2022 10:00	33.7	0.0	11.1
3/17/2022 10:10	21.6	3/17/2022 10:10	40.8	0.0	19.2
3/17/2022 10:20	19.1	3/17/2022 10:20	38.9	0.0	19.8
3/17/2022 10:30	16.5	3/17/2022 10:30	27.1	0.0	10.6
3/17/2022 10:40	12.5	3/17/2022 10:40	16.1	0.0	3.6
3/17/2022 10:50	11.5	3/17/2022 10:50	16.8	0.0	5.3
3/17/2022 11:00	9.5	3/17/2022 11:00	16.6	0.0	7.1
3/17/2022 11:10	19.7	3/17/2022 11:10	40	0.0	20.3
3/17/2022 11:20	32.9	3/17/2022 11:20	133.2	0.0	100.3
3/17/2022 11:30	29.7	3/17/2022 11:30	121	0.0	91.3
3/17/2022 11:40	32.5	3/17/2022 11:40	128.6	0.0	96.1
3/17/2022 11:50	33.1	3/17/2022 11:50	134.4	0.0	101.3
3/17/2022 12:00	28.4	3/17/2022 12:00	141.7	0.0	113.3
3/17/2022 12:10	29.9	3/17/2022 12:10	128.6	0.0	98.7
3/17/2022 12:20	27.2	3/17/2022 12:20	19.8	0.0	-7.4
3/17/2022 12:30	19.6	3/17/2022 12:30	13.4	0.0	-6.2
3/17/2022 12:40	17.5	3/17/2022 12:40	13.3	0.0	-4.2
3/17/2022 12:50	12.1	3/17/2022 12:50	12.9	0.0	0.8
3/17/2022 13:00	16.5	3/17/2022 13:00	21.8	0.0	5.3
3/17/2022 13:10	14.6	3/17/2022 13:10	24.9	0.0	10.3
3/17/2022 13:20	7.9	3/17/2022 13:20	14.1	0.0	6.2
3/17/2022 13:30	28.2	3/17/2022 13:30	49.3	0.0	21.1
3/17/2022 13:40	42.1	3/17/2022 13:40	154.6	0.0	112.5
3/17/2022 13:50	58.9	3/17/2022 13:50	199	0.0	140.1
3/17/2022 14:00	72	3/17/2022 14:00	165.6	0.0	93.6
3/17/2022 14:10	82.1	3/17/2022 14:10	179.4	0.0	97.3
3/17/2022 14:20	34.1	3/17/2022 14:20	103.3	0.0	69.2
		3/17/2022 14:30	54.6	0.0	54.6
		3/17/2022 14:40	20.9	0.0	20.9
		3/17/2022 14:50	63.3	0.0	63.3
		3/17/2022 14:50	63.3	0.0	63.3
					0
					0
					0
					0
					0
					0
					0

*****Particulate Threshold PM 10 15minute average = 100µg/m³ above background***

BRYDGES ENGINEERING
IN ENVIRONMENT AND ENERGY, DPC

Site Name: Pilgrim Village-Family Site (915362) **Date:** Thursday, March 17, 2022

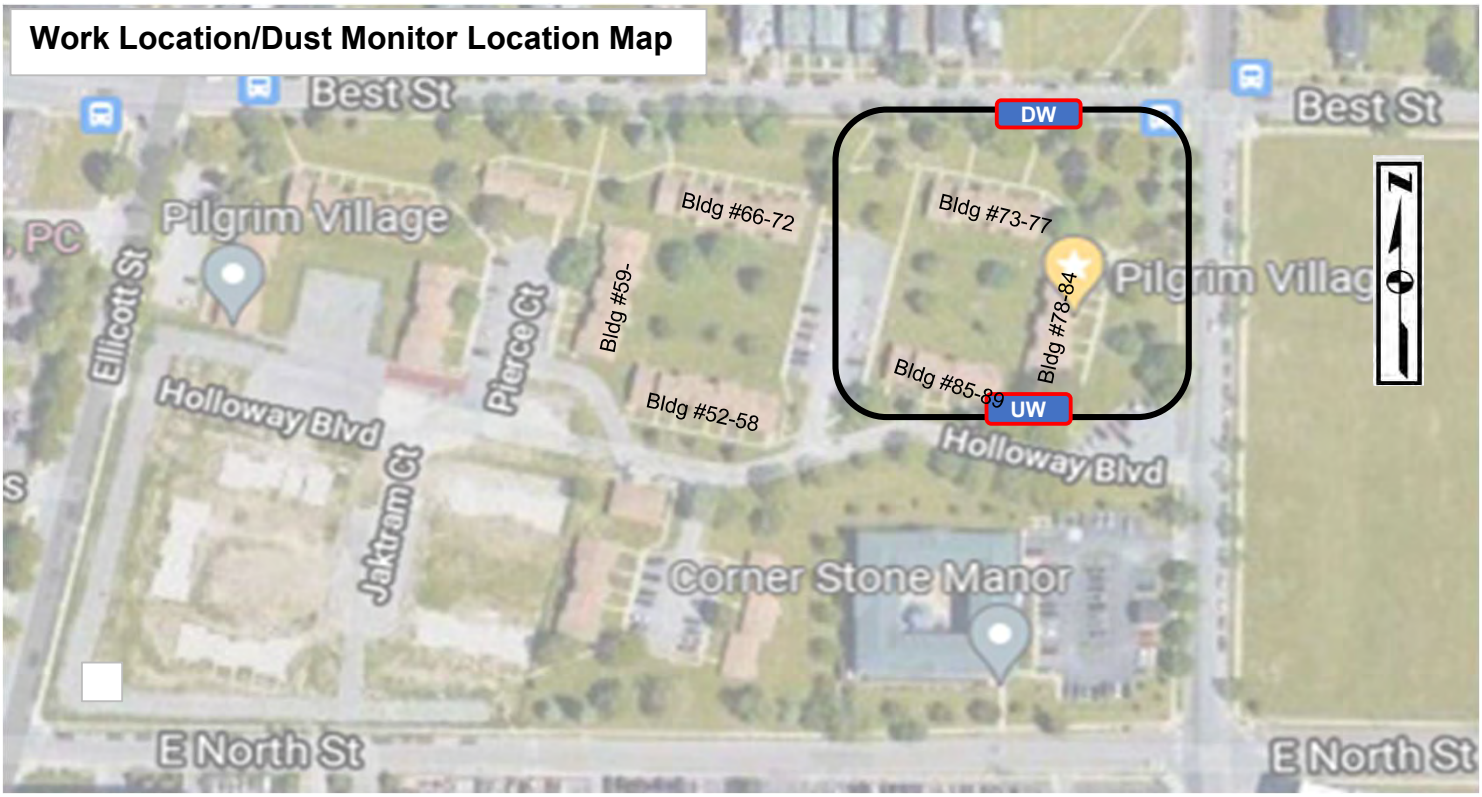

LEGEND

- UW — Dust Monitor Location (Upwind)
- DW — Dust Monitor Location (Downwind)
- Work Location

960 Busti Ave.
Buffalo, New York 14213

DAILY FIELD REPORT

Date:	Friday, March 18, 2022
Site Name:	Pilgrim Village-Family Site (915362)
Location:	1100 Michigan Ave., Buffalo
Contractor-Subcontrators:	Kulbacks - Empire Building Diagnostics (EBD)
Weather Conditions:	Clear 55 Deg F Wind: SW 7mph

Description of Work Performed:

Loading trucks to haul contaminated material to Tonawanda.

receivedstone from Lafarge.

building stone road fom SE corner of property.

Dust monitors were set up. No indication of dust.

(Use attached sheet for additional work description)

Problems/Observations Noted:

Health and Safety Monitoring:
None

Contractor Work Force:	Kulbacks: 1 Superintendant 3 operators
Contractor Equipment:	Kulbacks: 2 excavators, 2 dozers, 1 skidsteer, 2 rollers
Attachments:	Daily Photolog, Air Monitoring Report, Work Location Map
Inspector's Name:	Jesse Zientek

960 Busti Ave.
Buffalo, New York 14213

DAILY FIELD REPORT

Date:	Friday, March 18, 2022
Site Name:	Pilgrim Village-Family Site (915362)
Location:	1100 Michigan Ave., Buffalo

Description of Work Performed (cont):

Materials Import/Export

Imported Material:

Material			Loads		Amount (Tons)
			Total Stone Delivered (Tons)		0

Exported Material:

Material	Destination	Loads
Contaminated Soil	Tonawanda Landfill	31
	Total Material Hauled - Approx. (Tons)	**620**
	Total Material Hauled - Approx. (Tons)	**0**

Photo Log

Site: Pilgrim Village-Family Site (915362) **Date:** Friday, March 18, 2022

Downwind Air monitor setup

View of Family site, south facing north

BRYDGES ENGINEERING
IN ENVIRONMENT AND ENERGY, DPC

Date: Friday, March 18, 2022

Site Name: Pilgrim Village-Family Site (915362)

Upwind Data		Downwind Data			Delta
Time	PM10 15min Average (µg/m³)	Time	PM10 15min Average (µg/m³)	VOC 15min Average (ppm)	PM10 15min Average (µg/m³)
3/18/2022 8:50	24.8	3/18/2022 8:30	51.9	0.0	27.1
3/18/2022 9:00	22.2	3/18/2022 8:40	44.6	0.0	22.4
3/18/2022 9:10	31.3	3/18/2022 8:50	47.5	0.0	16.2
3/18/2022 9:20	19.6	3/18/2022 9:00	154.8	0.0	135.2
3/18/2022 9:30	13.3	3/18/2022 9:10	52.6	0.0	39.3
3/18/2022 9:40	13.5	3/18/2022 9:20	34.6	0.0	21.1
3/18/2022 9:50	11	3/18/2022 9:30	34.1	0.0	23.1
3/18/2022 10:00	11.6	3/18/2022 9:40	29.2	0.0	17.6
3/18/2022 10:10	12.2	3/18/2022 9:50	49	0.0	36.8
3/18/2022 10:20	9.6	3/18/2022 10:00	74.2	0.0	64.6
3/18/2022 10:30	13.6	3/18/2022 10:10	45.8	0.0	32.2
3/18/2022 10:40	9.9	3/18/2022 10:20	26.5	0.0	16.6
3/18/2022 10:50	10.5	3/18/2022 10:30	44	0.0	33.5
3/18/2022 11:00	11.1	3/18/2022 10:40	41.3	0.0	30.2
3/18/2022 11:10	15.3	3/18/2022 10:50	17	0.0	1.7
3/18/2022 11:20	17.9	3/18/2022 11:00	46.2	0.0	28.3
3/18/2022 11:30	16.8	3/18/2022 11:10	63	0.0	46.2
3/18/2022 11:40	9.7	3/18/2022 11:20	91	0.0	81.3
3/18/2022 11:50	45.2	3/18/2022 11:30	68.1	0.0	22.9
3/18/2022 12:00	46	3/18/2022 11:40	27.2	0.0	-18.8
3/18/2022 12:10	10.2	3/18/2022 11:50	18.9	0.0	8.7
3/18/2022 12:20	10.3	3/18/2022 12:00	18.6	0.0	8.3
3/18/2022 12:30	27.8	3/18/2022 12:10	25.1	0.0	-2.7
		3/18/2022 12:20	26	0.0	26
		3/18/2022 12:30	25	0.0	25
		3/18/2022 12:20	26	0.0	26
		3/18/2022 12:30	25	0.0	25
					0
					0
					0
					0
					0
					0
					0
					0
					0
					0
					0
					0
					0
					0
					0
					0
					0
					0
					0

*****Particulate Threshold PM 10 15minute average = 100µg/m³ above background***

BRYDGES ENGINEERING
IN ENVIRONMENT AND ENERGY, DPC

Site Name: Pilgrim Village-Family Site (915362) **Date:** Friday, March 18, 2022

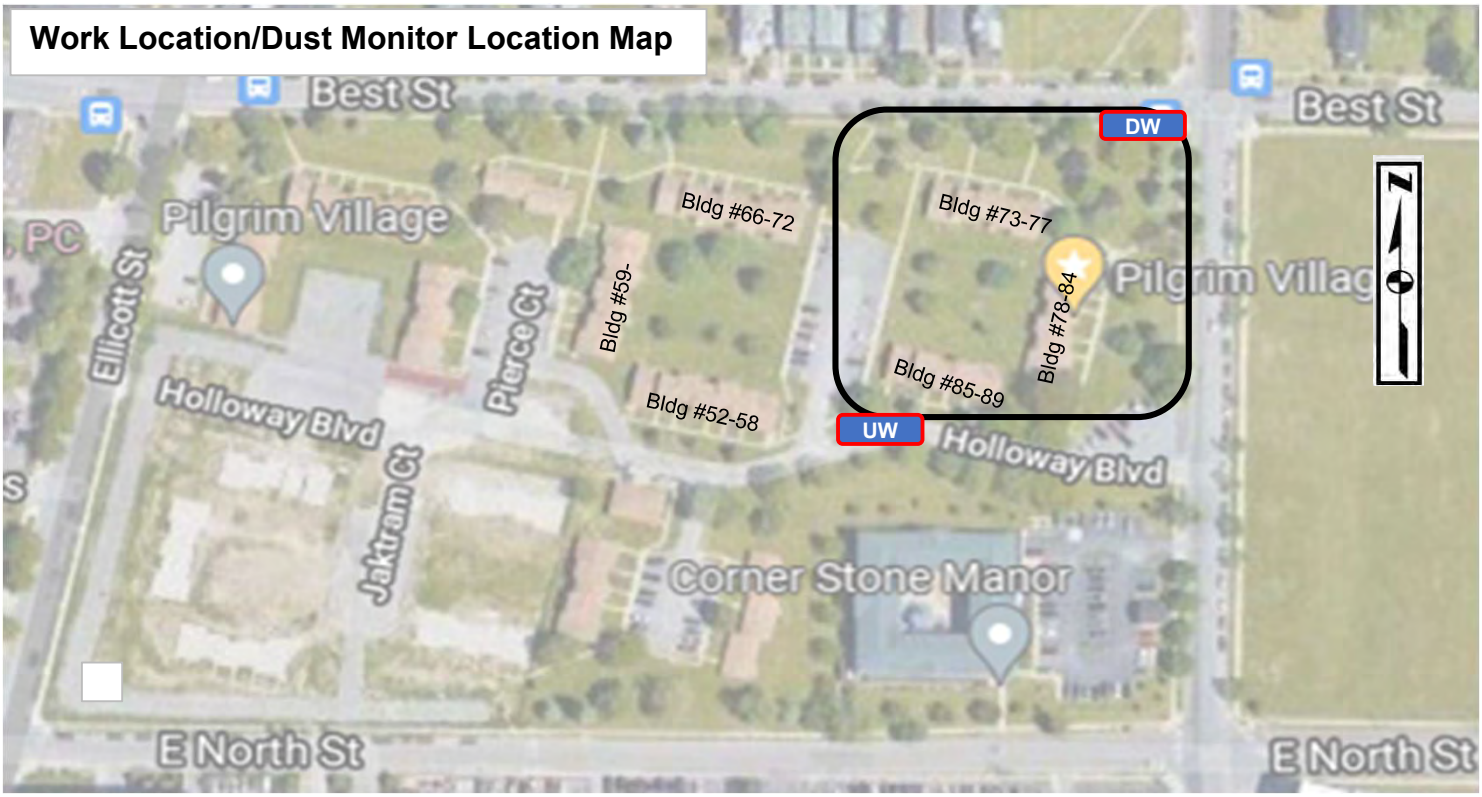

LEGEND

- UW — Dust Monitor Location (Upwind)
- DW — Dust Monitor Location (Downwind)
- Work Location

960 Busti Ave.

Buffalo, New York 14213

DAILY FIELD REPORT

Date:	Monday, March 21, 2022
Site Name:	Pilgrim Village-Family Site (915362)
Location:	1100 Michigan Ave., Buffalo
Contractor-Subcontrators:	Kulbacks - Empire Building Diagnostics (EBD)
Weather Conditions:	cloudy 45 Deg F Wind: SW 7mph

Description of Work Performed:

Crew moving stone from stockpile located on SE corner to the former gas sation area for road

crew marked quadrants for testing

started stockpile of fill in NW corner

Dust monitors were set up. No indication of dust.

(Use attached sheet for additional work description)

Problems/Observations Noted:

Health and Safety Monitoring:
None

Contractor Work Force:	Kulbacks: 1 Superintendant 3 operators
Contractor Equipment:	Kulbacks: 2 excavators, 2 dozers, 1 skidsteer, 2 rollers
Attachments:	Daily Photolog, Air Monitoring Report, Work Location Map
Inspector's Name:	Jesse Zientek

960 Busti Ave.
Buffalo, New York 14213

DAILY FIELD REPORT

Date:	Monday, March 21, 2022
Site Name:	Pilgrim Village-Family Site (915362)
Location:	1100 Michigan Ave., Buffalo

Description of Work Performed (cont):

Materials Import/Export

Imported Material:

Material			Loads		Amount (Tons)
			Total Stone Delivered (Tons)		0

Exported Material:

Material	Destination	Loads
Contaminated Soil	Tonawanda Landfill	36
	Total Material Hauled - Approx. (Tons)	**720**
	Total Material Hauled - Approx. (Tons)	**0**

Photo Log

Site: Pilgrim Village-Family Site (915362) **Date:** Monday, March 21, 2022

crew moving stone by michigan

stockpile of fill generated in NW corner

crew excavating in NW corner

BRYDGES ENGINEERING
IN ENVIRONMENT AND ENERGY, DPC

Date: Monday, March 21, 2022

Site Name: Pilgrim Village-Family Site (915362)

Upwind Data		Downwind Data			Delta
Time	PM10 15min Average (µg/m³)	Time	PM10 15min Average (µg/m³)	VOC 15min Average (ppm)	PM10 15min Average (µg/m³)
3/21/2022 8:50	6.1	3/21/2022 8:20	2.4	0.0	-3.7
3/21/2022 9:00	3.5	3/21/2022 8:30	2.7	0.0	-0.8
3/21/2022 9:10	4.5	3/21/2022 8:40	2.7	0.0	-1.8
3/21/2022 9:20	7.3	3/21/2022 8:50	3	0.0	-4.3
3/21/2022 9:30	5.9	3/21/2022 9:00	3	0.0	-2.9
3/21/2022 9:40	7.4	3/21/2022 9:10	3.6	0.0	-3.8
3/21/2022 9:50	9.2	3/21/2022 9:20	3.6	0.0	-5.6
3/21/2022 10:00	7.2	3/21/2022 9:30	3.4	0.0	-3.8
3/21/2022 10:10	9.4	3/21/2022 9:40	4.2	0.0	-5.2
3/21/2022 10:20	7.7	3/21/2022 9:50	5.1	0.0	-2.6
3/21/2022 10:30	7.5	3/21/2022 10:00	3.7	0.0	-3.8
3/21/2022 10:40	7.8	3/21/2022 10:10	3.2	0.0	-4.6
3/21/2022 10:50	5.1	3/21/2022 10:20	3.5	0.0	-1.6
3/21/2022 11:00	7.2	3/21/2022 10:30	4.1	0.0	-3.1
3/21/2022 11:10	1.4	3/21/2022 10:40	3.3	0.0	1.9
3/21/2022 11:20	9.4	3/21/2022 10:50	2.3	0.0	-7.1
3/21/2022 11:30	5.7	3/21/2022 11:00	2.3	0.0	-3.4
3/21/2022 11:40	6.8	3/21/2022 11:10	2.7	0.0	-4.1
3/21/2022 11:50	11.1	3/21/2022 11:20	2.6	0.0	-8.5
3/21/2022 12:00	12.5	3/21/2022 11:30	3.2	0.0	-9.3
3/21/2022 12:10	14.6	3/21/2022 11:40	3.6	0.0	-11
3/21/2022 12:20	19.4	3/21/2022 11:50	4.8	0.0	-14.6
3/21/2022 12:30	13.1	3/21/2022 12:00	2.8	0.0	-10.3
3/21/2022 12:40	12.6	3/21/2022 12:10	3	0.0	-9.6
3/21/2022 12:50	12.7	3/21/2022 12:20	3.6	0.0	-9.1
3/21/2022 13:00	10.9	3/21/2022 12:30	7.3	0.0	-3.6
3/21/2022 13:10	11.1	3/21/2022 12:40	6.9	0.0	-4.2
3/21/2022 13:20	8.8	3/21/2022 12:50	2.8	0.0	-6
3/21/2022 13:30	9.1	3/21/2022 13:00	2.6	0.0	-6.5
3/21/2022 13:40	6.4	3/21/2022 13:10	3	0.0	-3.4
3/21/2022 13:50	6.8	3/21/2022 13:20	3.3	0.0	-3.5
3/21/2022 14:00	13.5	3/21/2022 13:30	4.2	0.0	-9.3
3/21/2022 14:10	4.8	3/21/2022 13:40	4.8	0.0	0
3/21/2022 14:20	7.6	3/21/2022 13:50	7.8	0.0	0.2
3/21/2022 14:30	8.3	3/21/2022 14:00	7.2	0.0	-1.1
3/21/2022 14:40	5.9	3/21/2022 14:10	8.1	0.0	2.2
3/21/2022 14:50	9.8	3/21/2022 14:20	11	0.0	1.2
3/21/2022 15:00	7.3	3/21/2022 14:30	6.3	0.0	-1
3/21/2022 15:10	5.2	3/21/2022 14:40	5.4	0.0	0.2
		3/21/2022 14:50	3.1	0.0	3.1
					0
					0
					0
					0
					0
					0
					0

*****Particulate Threshold PM 10 15minute average = 100µg/m³ above background***

BRYDGES ENGINEERING
IN ENVIRONMENT AND ENERGY, DPC

Site Name: Pilgrim Village-Family Site (915362) **Date:** Monday, March 21, 2022

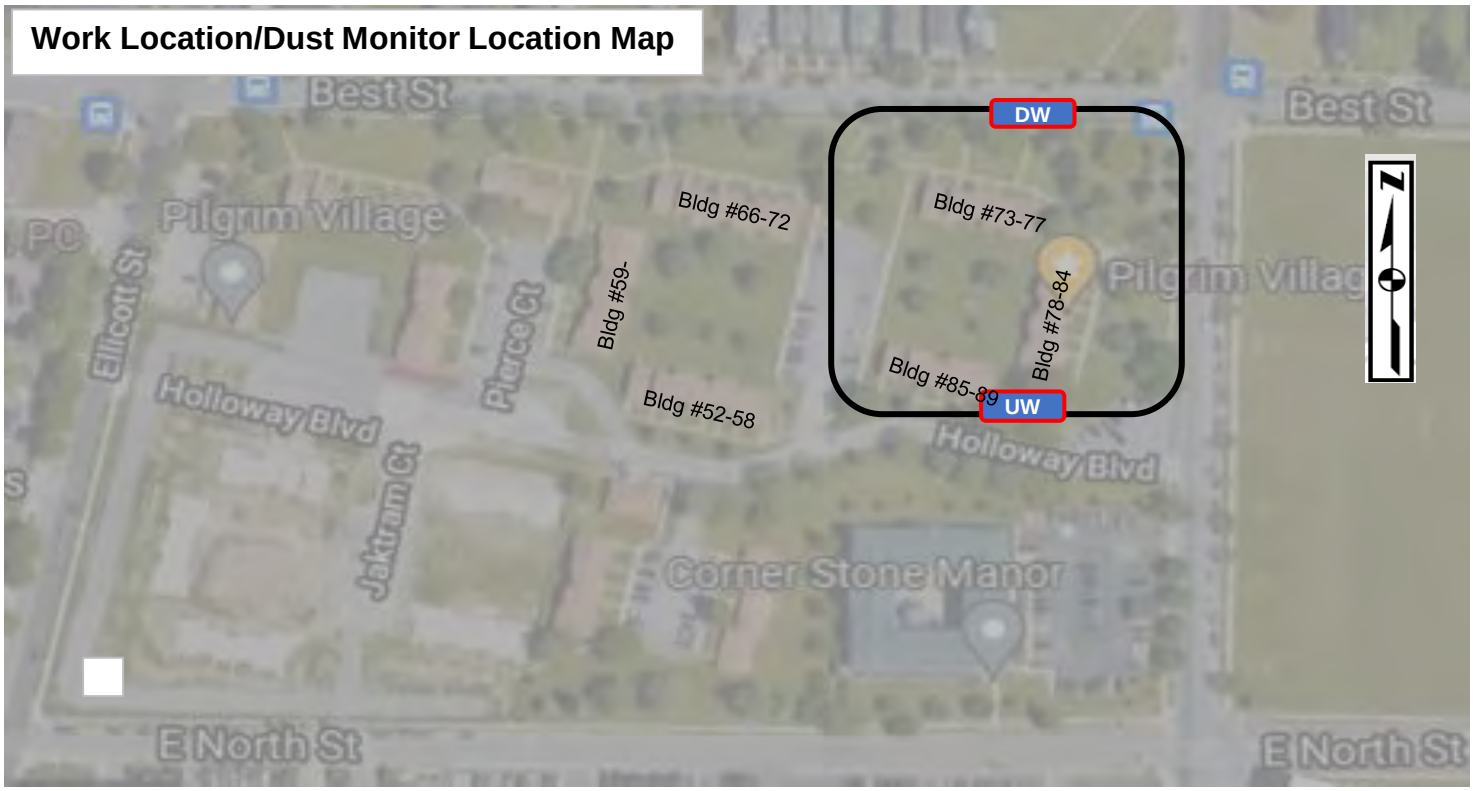

LEGEND

- UW — Dust Monitor Location (Upwind)
- DW — Dust Monitor Location (Downwind)
- Work Location

BRYDGES ENGINEERING
IN ENVIRONMENT AND ENERGY, DPC

Date: Tuesday, March 22, 2022

Site Name: Pilgrim Village-Family Site (915362)

Upwind Data		Downwind Data			Delta
Time	PM10 15min Average (µg/m³)	Time	PM10 15min Average (µg/m³)	VOC 15min Average (ppm)	PM10 15min Average (µg/m³)
3/22/2022 8:30	23.2	3/22/2022 8:30	15.4	0.0	-7.8
3/22/2022 8:40	14.5	3/22/2022 8:40	12.2	0.0	-2.3
3/22/2022 8:50	21	3/22/2022 8:50	11.7	0.0	-9.3
3/22/2022 9:00	27.5	3/22/2022 9:00	11.7	0.0	-15.8
3/22/2022 9:10	18.3	3/22/2022 9:10	10.9	0.0	-7.4
3/22/2022 9:20	22.6	3/22/2022 9:20	7.4	0.0	-15.2
3/22/2022 9:30	21.4	3/22/2022 9:30	7.9	0.0	-13.5
3/22/2022 9:40	17.5	3/22/2022 9:40	7.8	0.0	-9.7
3/22/2022 9:50	18.9	3/22/2022 9:50	7.3	0.0	-11.6
3/22/2022 10:00	20.4	3/22/2022 10:00	4.2	0.0	-16.2
3/22/2022 10:10	28.4	3/22/2022 10:10	3.9	0.0	-24.5
3/22/2022 10:20	28.2	3/22/2022 10:20	5.5	0.0	-22.7
3/22/2022 10:30	20.6	3/22/2022 10:30	4.8	0.0	-15.8
3/22/2022 10:40	14.1	3/22/2022 10:40	4	0.0	-10.1
3/22/2022 10:50	18.2	3/22/2022 10:50	4	0.0	-14.2
3/22/2022 11:00	19.8	3/22/2022 11:00	5	0.0	-14.8
3/22/2022 11:10	10.2	3/22/2022 11:10	5.7	0.0	-4.5
3/22/2022 11:20	21.4	3/22/2022 11:20	7.7	0.0	-13.7
3/22/2022 11:30	24.4	3/22/2022 11:30	7.7	0.0	-16.7
3/22/2022 11:40	30.6	3/22/2022 11:40	8.9	0.0	-21.7
3/22/2022 11:50	22.1	3/22/2022 11:50	7.5	0.0	-14.6
3/22/2022 12:00	15.8	3/22/2022 12:00	40.1	0.0	24.3
3/22/2022 12:10	17.4	3/22/2022 12:10	92.8	0.0	75.4
3/22/2022 12:20	12.7	3/22/2022 12:20	22.5	0.0	9.8
3/22/2022 12:30	13.8	3/22/2022 12:30	6.2	0.0	-7.6
3/22/2022 12:40	15.4	3/22/2022 12:40	6.8	0.0	-8.6
3/22/2022 12:50	19.4	3/22/2022 12:50	4.1	0.0	-15.3
3/22/2022 13:00	21.6	3/22/2022 13:00	4.3	0.0	-17.3
3/22/2022 13:10	19.2	3/22/2022 13:10	3.3	0.0	-15.9
3/22/2022 13:20	17.1	3/22/2022 13:20	4.4	0.0	-12.7
3/22/2022 13:30	13.3	3/22/2022 13:30	3.2	0.0	-10.1
3/22/2022 13:40	14.4	3/22/2022 13:40	2.4	0.0	-12
3/22/2022 13:50	21.4	3/22/2022 13:50	6.2	0.0	-15.2
3/22/2022 14:00	18.2	3/22/2022 14:00	8.3	0.0	-9.9
3/22/2022 14:10	11.8	3/22/2022 14:10	13.5	0.0	1.7
3/22/2022 14:20	11.7	3/22/2022 14:20	3.5	0.0	-8.2
3/22/2022 14:30	13.6	3/22/2022 14:30	3.2	0.0	-10.4
3/22/2022 14:40	14.5	3/22/2022 14:40	6.1	0.0	-8.4
					0
					0
					0
					0
					0
					0
					0
					0
					0

*****Particulate Threshold PM 10 15minute average = 100µg/m³ above background***

BRYDGES ENGINEERING
IN ENVIRONMENT AND ENERGY, DPC

960 Busti Ave.
Buffalo, New York 14213

DAILY FIELD REPORT

Date:	Wednesday, March 23, 2022
Site Name:	Pilgrim Village-Family Site (915362)
Location:	1100 Michigan Ave., Buffalo
Contractor-Subcontrators:	Kulbacks - Empire Building Diagnostics (EBD)
Weather Conditions:	Rain 37 Deg F Wind: E 9mph

Description of Work Performed:

Loading trucks with contaminated soil to haul to Tonawanda Landfill.

Excavated in NW corner of site. Removed old 24" watermain.

Dust Monitors were operating, no indication of dust.

(Use attached sheet for additional work description)

Problems/Observations Noted:

Health and Safety Monitoring:
None

Contractor Work Force:	Kulbacks: 1 Superintendant 3 operators
Contractor Equipment:	Kulbacks: 2 excavators, 2 dozers, 1 skidsteer, 2 rollers
Attachments:	Daily Photolog, Air Monitoring Report, Work Location Map
Inspector's Name:	Libby Broderick

960 Busti Ave.
Buffalo, New York 14213

DAILY FIELD REPORT

Date:	Wednesday, March 23, 2022
Site Name:	Pilgrim Village-Family Site (915362)
Location:	1100 Michigan Ave., Buffalo

Description of Work Performed (cont):

Materials Import/Export

Imported Material:

Material			Loads		Amount (Tons)
			Total Stone Delivered (Tons)		0

Exported Material:

Material	Destination	Loads
Contaminated Soil	Tonawanda Landfill	24
	Total Material Hauled - Approx. (Tons)	**480**
	Total Material Hauled - Approx. (Tons)	**0**

Photo Log

Site: Pilgrim Village-Family Site (915362) **Date:** Wednesday, March 23, 2022

Crew removed old watermain. Looking north.

Site excavated to clay. Looking east.

Survey crew laid out building pad. Looking east.

Survey crew laid out building pad. Looking northeast.

BRYDGES ENGINEERING
IN ENVIRONMENT AND ENERGY, DPC

Date: Wednesday, March 23, 2022

Site Name: Pilgrim Village-Family Site (915362)

Upwind Data		Downwind Data			Delta
Time	PM10 15min Average (µg/m³)	Time	PM10 15min Average (µg/m³)	VOC 15min Average (ppm)	PM10 15min Average (µg/m³)
		3/23/2022 8:30	17.5	0.0	17.5
		3/23/2022 8:40	24.2	0.0	24.2
		3/23/2022 8:50	17.9	0.0	17.9
3/23/2022 9:00	11.3	3/23/2022 9:00	6.4	0.0	-4.9
3/23/2022 9:10	12.6	3/23/2022 9:10	4.8	0.0	-7.8
3/23/2022 9:20	18.4	3/23/2022 9:20	3.7	0.0	-14.7
3/23/2022 9:30	9.8	3/23/2022 9:30	5.8	0.0	-4
3/23/2022 9:40	8.7	3/23/2022 9:40	12.6	0.0	3.9
3/23/2022 9:50	5.3	3/23/2022 9:50	7.1	0.0	1.8
3/23/2022 10:00	7.4	3/23/2022 10:00	18.3	0.0	10.9
3/23/2022 10:10	8.7	3/23/2022 10:10	23.4	0.0	14.7
3/23/2022 10:20	9.1	3/23/2022 10:20	10.4	0.0	1.3
3/23/2022 10:30	7.8	Reboot		0.0	-7.8
3/23/2022 10:40	4.3	Reboot		0.0	-4.3
3/23/2022 10:50	5.3	3/23/2022 10:50	14.2	0.0	8.9
3/23/2022 11:00	7.2	3/23/2022 11:00	20.1	0.0	12.9
3/23/2022 11:10	8.7	3/23/2022 11:10	19.1	0.0	10.4
3/23/2022 11:20	11.4	3/23/2022 11:20	25.6	0.0	14.2
3/23/2022 11:30	12.5	3/23/2022 11:30	48.7	0.0	36.2
3/23/2022 11:40	9.2	3/23/2022 11:40	41	0.0	31.8
3/23/2022 11:50	17.8	3/23/2022 11:50	47.4	0.0	29.6
3/23/2022 12:00	16.4	3/23/2022 12:00	24.2	0.0	7.8
3/23/2022 12:10	15.8	3/23/2022 12:10	21.3	0.0	5.5
3/23/2022 12:20	18.4	3/23/2022 12:20	11.5	0.0	-6.9
3/23/2022 12:30	9.8	3/23/2022 12:30	9.5	0.0	-0.3
3/23/2022 12:40	8.7	3/23/2022 12:40	13	0.0	4.3
3/23/2022 12:50	5.3	3/23/2022 12:50	23.7	0.0	18.4
3/23/2022 13:00	7	3/23/2022 13:00	38.2	0.0	31.2
3/23/2022 13:10	6.7	3/23/2022 13:10	14.8	0.0	8.1
3/23/2022 13:20	9.1	3/23/2022 13:20	7.4	0.0	-1.7
3/23/2022 13:30	7.8	3/23/2022 13:30	6.8	0.0	-1
3/23/2022 13:40	4.3	3/23/2022 13:40	3.9	0.0	-0.4
3/23/2022 13:50	5.3	3/23/2022 13:50	18.6	0.0	13.3
3/23/2022 14:00	4.3	3/23/2022 14:00	12.7	0.0	8.4
3/23/2022 14:10	7.8	3/23/2022 14:10	14.1	0.0	6.3
3/23/2022 14:20	6.1	3/23/2022 14:20	8.9	0.0	2.8
3/23/2022 14:30	6.4	3/23/2022 14:30	9.2	0.0	2.8
3/23/2022 14:40	8.3	3/23/2022 14:40	7.1	0.0	-1.2
3/23/2022 14:50	7.3	3/23/2022 14:50	21.9	0.0	14.6
3/23/2022 15:00	8.2				-8.2
					0
					0
					0
					0
					0
					0
					0

*****Particulate Threshold PM 10 15minute average = 100µg/m³ above background***

BRYDGES ENGINEERING
IN ENVIRONMENT AND ENERGY, DPC

Site Name: Pilgrim Village-Family Site (915362) **Date:** Wednesday, March 23, 2022

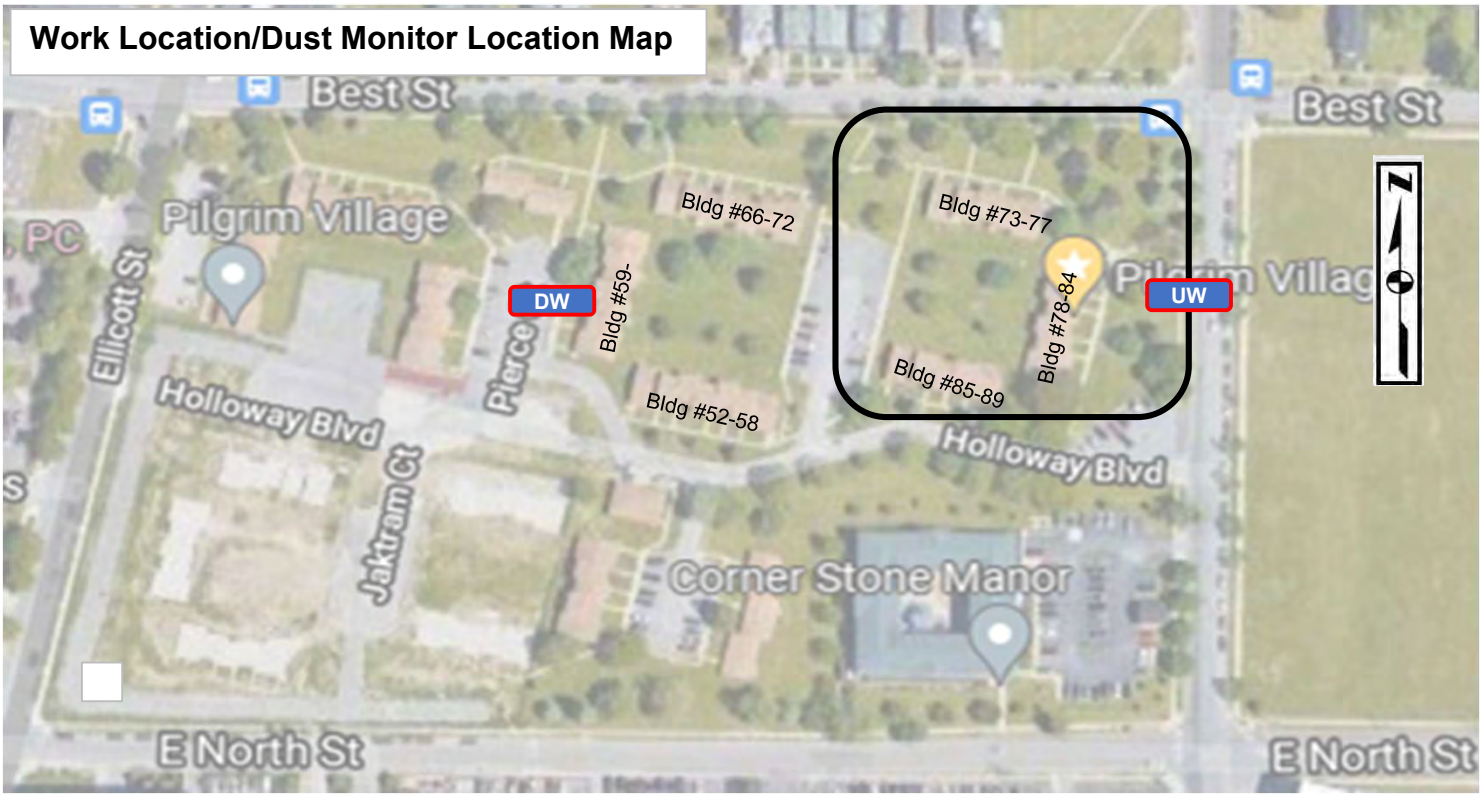

LEGEND

- UW — Dust Monitor Location (Upwind)
- DW — Dust Monitor Location (Downwind)
- Work Location

BRYDGES ENGINEERING
IN ENVIRONMENT AND ENERGY, DPC

960 Busti Ave.
Buffalo, New York 14213

DAILY FIELD REPORT

Date:	Thursday, March 24, 2022
Site Name:	Pilgrim Village-Family Site (915362)
Location:	1100 Michigan Ave., Buffalo
Contractor-Subcontrators:	Kulbacks - Empire Building Diagnostics (EBD)
Weather Conditions:	Cloudy 52 Deg F Wind: S 14mph

Description of Work Performed:

Excavated in NW corner of site. Removed old 24" watermain.

Removed curb along Halloway Blvd.

Dust Monitors were operating, no indication of dust.

(Use attached sheet for additional work description)

Problems/Observations Noted:

Health and Safety Monitoring:
None

Contractor Work Force:	Kulbacks: 1 Superintendant 3 operators
Contractor Equipment:	Kulbacks: 2 excavators, 2 dozers, 1 skidsteer, 2 rollers
Attachments:	Daily Photolog, Air Monitoring Report, Work Location Map
Inspector's Name:	Libby Broderick

960 Busti Ave.
Buffalo, New York 14213

DAILY FIELD REPORT

Date:	Thursday, March 24, 2022
Site Name:	Pilgrim Village-Family Site (915362)
Location:	1100 Michigan Ave., Buffalo

Description of Work Performed (cont):

Materials Import/Export

Imported Material:

Material			Loads		Amount (Tons)
Stone (Lafarge)			2		41.61
			Total Stone Delivered (Tons)		41.61

Exported Material:

Material	Destination	Loads
Contaminated Soil	Tonawanda Landfill	6
	Total Material Hauled - Approx. (Tons)	**120**
	Total Material Hauled - Approx. (Tons)	**0**

Photo Log

Site: Pilgrim Village-Family Site (915362) **Date:** Thursday, March 24, 2022

Crew removed curb along Halloway Blvd.
Looking west.

Loading trucks with contaminated soil.
Looking northwest.

BRYDGES ENGINEERING
IN ENVIRONMENT AND ENERGY, DPC

Date: Thursday, March 24, 2022

Site Name: Pilgrim Village-Family Site (915362)

Upwind Data		Downwind Data			Delta
Time	PM10 15min Average (µg/m³)	Time	PM10 15min Average (µg/m³)	VOC 15min Average (ppm)	PM10 15min Average (µg/m³)
		3/24/2022 8:20	4	0.0	4
		3/24/2022 8:30	3.9	0.0	3.9
		3/24/2022 8:40	4.1	0.0	4.1
		3/24/2022 8:50	3.6	0.0	3.6
		3/24/2022 9:00	3	0.0	3
3/24/2022 9:10	1.4	3/24/2022 9:10	3.3	0.0	1.9
3/24/2022 9:20	2.2	3/24/2022 9:20	3.3	0.0	1.1
3/24/2022 9:30	1.8	3/24/2022 9:30	3.3	0.0	1.5
3/24/2022 9:40	2.3	3/24/2022 9:40	3.1	0.0	0.8
3/24/2022 9:50	2.1	3/24/2022 9:50	2.6	0.0	0.5
3/24/2022 10:00	2.7	3/24/2022 10:00	4.1	0.0	1.4
3/24/2022 10:10	1.9	3/24/2022 10:10	5.1	0.0	3.2
3/24/2022 10:20	1.4	3/24/2022 10:20	6.1	0.0	4.7
3/24/2022 10:30	1.2	3/24/2022 10:30	4.1	0.0	2.9
3/24/2022 10:40	2.4	3/24/2022 10:40	5.2	0.0	2.8
3/24/2022 10:50	2.1	3/24/2022 10:50	3.9	0.0	1.8
3/24/2022 11:00	1.3	3/24/2022 11:00	4.3	0.0	3
3/24/2022 11:10	1.2	3/24/2022 11:10	4.1	0.0	2.9
3/24/2022 11:20	1.2	3/24/2022 11:20	4	0.0	2.8
3/24/2022 11:30	0.9	3/24/2022 11:30	8.6	0.0	7.7
3/24/2022 11:40	2	3/24/2022 11:40	7.3	0.0	5.3
3/24/2022 11:50	1.9	3/24/2022 11:50	3.8	0.0	1.9
3/24/2022 12:00	3.3	3/24/2022 12:00	4.1	0.0	0.8
3/24/2022 12:10	3.3	3/24/2022 12:10	3.7	0.0	0.4
3/24/2022 12:20	2.5	3/24/2022 12:20	3.4	0.0	0.9
3/24/2022 12:30	3	3/24/2022 12:30	4.3	0.0	1.3
3/24/2022 12:40	3.8	3/24/2022 12:40	3.5	0.0	-0.3
3/24/2022 12:50	4.4	3/24/2022 12:50	4.2	0.0	-0.2
3/24/2022 13:00	2.9	3/24/2022 13:00	3.6	0.0	0.7
3/24/2022 13:10	2.2	3/24/2022 13:10	2.6	0.0	0.4
3/24/2022 13:20	1.9	3/24/2022 13:20	12.6	0.0	10.7
3/24/2022 13:30	2.1	3/24/2022 13:30	7.6	0.0	5.5
3/24/2022 13:40	1.2	3/24/2022 13:40	13.2	0.0	12
3/24/2022 13:50	2.1	3/24/2022 13:50	14	0.0	11.9
3/24/2022 14:00	4	3/24/2022 14:00	12.8	0.0	8.8
3/24/2022 14:10	3.5	3/24/2022 14:10	13	0.0	9.5
3/24/2022 14:20	3.2	3/24/2022 14:20	10.2	0.0	7
3/24/2022 14:30	2	3/24/2022 14:30	12.2	0.0	10.2
3/24/2022 14:40	5	3/24/2022 14:40	6.8	0.0	1.8
3/24/2022 14:50	2.7	3/24/2022 14:50	4.7	0.0	2
3/24/2022 15:00	2.1	3/24/2022 15:00	3.7	0.0	1.6
		3/24/2022 15:10	3.5	0.0	3.5
					0
					0
					0
					0
					0

*****Particulate Threshold PM 10 15minute average = 100µg/m³ above background***

BRYDGES ENGINEERING
IN ENVIRONMENT AND ENERGY, DPC

Site Name: Pilgrim Village-Family Site (915362) **Date:** Thursday, March 24, 2022

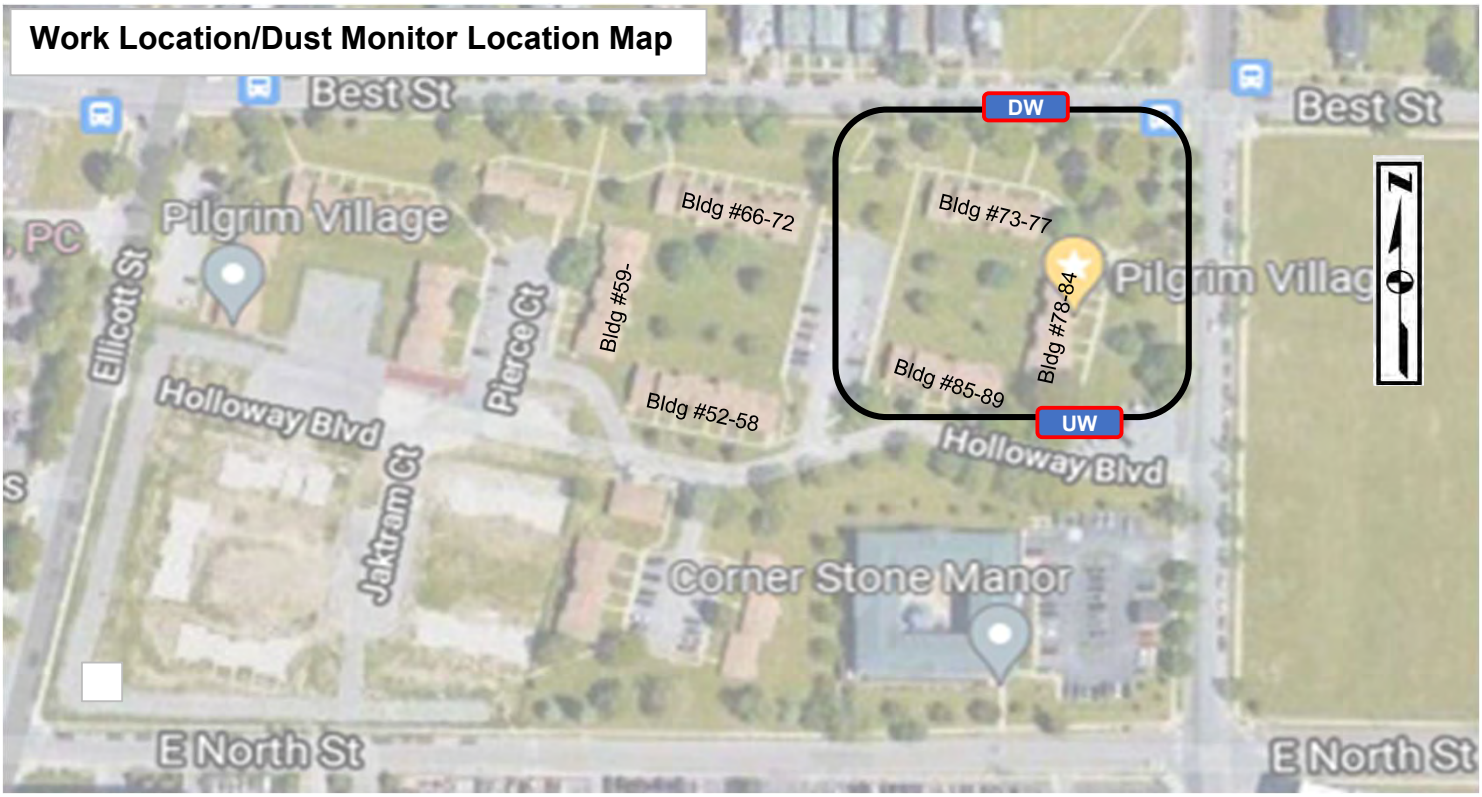

LEGEND

- UW — Dust Monitor Location (Upwind)
- DW — Dust Monitor Location (Downwind)
- Work Location

BRYDGES ENGINEERING
IN ENVIRONMENT AND ENERGY, DPC

960 Busti Ave.
Buffalo, New York 14213

DAILY FIELD REPORT

Date:	Friday, March 25, 2022
Site Name:	Pilgrim Village-Family Site (915362)
Location:	1100 Michigan Ave., Buffalo
Contractor-Subcontrators:	Kulbacks - Empire Building Diagnostics (EBD)
Weather Conditions:	Overcast 41 Deg F Wind: SW 17mph

Description of Work Performed:

Importing and placing stone for building footers.

Excavated where 2 confirmatory samples failed, GSB-6 and B-35. Excavated approximately 1' and pulled new samples GSB-6A and B-35A.

DEC Inspector, Kevin Glaser on-site to witness sampling.

Dust Monitors were operating, no indication of dust.

Crew used sweeper to clean streets at end of the day.

(Use attached sheet for additional work description)

Problems/Observations Noted:

Health and Safety Monitoring:
None

Contractor Work Force:	Kulbacks: 1 Superintendant 3 operators
Contractor Equipment:	Kulbacks: 2 excavators, 2 dozers, 1 skidsteer, 2 rollers
Attachments:	Daily Photolog, Air Monitoring Report, Work Location Map
Inspector's Name:	Libby Broderick

BRYDGES ENGINEERING
IN ENVIRONMENT AND ENERGY, DPC

960 Busti Ave.
Buffalo, New York 14213

DAILY FIELD REPORT

Date:	Friday, March 25, 2022
Site Name:	Pilgrim Village-Family Site (915362)
Location:	1100 Michigan Ave., Buffalo

Description of Work Performed (cont):

Materials Import/Export

Imported Material:

Material			Loads		Amount (Tons)
			Total Stone Delivered (Tons)		0

Exported Material:

Material	Destination	Loads
	Total Material Hauled - Approx. (Tons)	**0**
	Total Material Hauled - Approx. (Tons)	**0**

Photo Log

Site: Pilgrim Village-Family Site (915362) **Date:** Friday, March 25, 2022

Crew excavating in NW corner. Looking west.

Excavating in quadrant GSB-6 and B-35 to resample. Looking southeast.

Excavating GSB-6 to pull new confirmatory sample GSB-6A. Looking southeast.

Excavating B-35 to pull new confirmatory sample B-35A. Looking southeast.

BRYDGES ENGINEERING
IN ENVIRONMENT AND ENERGY, DPC

Date: Friday, March 25, 2022

Site Name: Pilgrim Village-Family Site (915362)

Upwind Data		Downwind Data			Delta
Time	PM10 15min Average (µg/m³)	Time	PM10 15min Average (µg/m³)	VOC 15min Average (ppm)	PM10 15min Average (µg/m³)
3/25/2022 8:20	4.1			0.0	-4.1
3/25/2022 8:30	3.5			0.0	-3.5
3/25/2022 8:40	3.5	3/25/2022 8:40	11.2	0.0	7.7
3/25/2022 8:50	2.5	3/25/2022 8:50	8.3	0.0	5.8
3/25/2022 9:00	2.6	3/25/2022 9:00	8.5	0.0	5.9
3/25/2022 9:10	3.5	3/25/2022 9:10	6.8	0.0	3.3
3/25/2022 9:20	3.8	3/25/2022 9:20	6.3	0.0	2.5
3/25/2022 9:30	3.3	3/25/2022 9:30	7.5	0.0	4.2
3/25/2022 9:40	3.5	3/25/2022 9:40	9.9	0.0	6.4
3/25/2022 9:50	2.8	3/25/2022 9:50	10.8	0.0	8
3/25/2022 10:00	3	3/25/2022 10:00	11.4	0.0	8.4
3/25/2022 10:10	3	3/25/2022 10:10	8.8	0.0	5.8
3/25/2022 10:20	2.7	3/25/2022 10:20	9	0.0	6.3
3/25/2022 10:30	3.1	3/25/2022 10:30	12	0.0	8.9
3/25/2022 10:40	2.9	3/25/2022 10:40	9.6	0.0	6.7
3/25/2022 10:50	3.5	3/25/2022 10:50	8.2	0.0	4.7
3/25/2022 11:00	2.9	3/25/2022 11:00	10.3	0.0	7.4
3/25/2022 11:10	2.6	3/25/2022 11:10	10.7	0.0	8.1
3/25/2022 11:20	3	3/25/2022 11:20	10	0.0	7
3/25/2022 11:30	3.2	3/25/2022 11:30	9.2	0.0	6
3/25/2022 11:40	4	3/25/2022 11:40	9.1	0.0	5.1
3/25/2022 11:50	4	3/25/2022 11:50	8.9	0.0	4.9
3/25/2022 12:00	4.4	3/25/2022 12:00	9.8	0.0	5.4
3/25/2022 12:10	4.8	3/25/2022 12:10	10	0.0	5.2
3/25/2022 12:20	4.8	3/25/2022 12:20	9.9	0.0	5.1
3/25/2022 12:30	4.2	3/25/2022 12:30	8.8	0.0	4.6
3/25/2022 12:40	3.6	3/25/2022 12:40	8.6	0.0	5
3/25/2022 12:50	3.4	3/25/2022 12:50	7.7	0.0	4.3
3/25/2022 13:00	2.8	3/25/2022 13:00	8.3	0.0	5.5
3/25/2022 13:10	2.3	3/25/2022 13:10	9.3	0.0	7
3/25/2022 13:20	3.4	3/25/2022 13:20	8.8	0.0	5.4
3/25/2022 13:30	3.8	3/25/2022 13:30	9.2	0.0	5.4
3/25/2022 13:40	3.3	3/25/2022 13:40	11.9	0.0	8.6
3/25/2022 13:50	3.5	3/25/2022 13:50	12.3	0.0	8.8
3/25/2022 14:00	1.8	3/25/2022 14:00	8.7	0.0	6.9
3/25/2022 14:10	1.8	3/25/2022 14:10	6.9	0.0	5.1
3/25/2022 14:20	2.9	3/25/2022 14:20	6.5	0.0	3.6
3/25/2022 14:30	2.3	3/25/2022 14:30	5.4	0.0	3.1
3/25/2022 14:40	1.6	3/25/2022 14:40	3.9	0.0	2.3
3/25/2022 14:50	1.6	3/25/2022 14:50	3.9	0.0	2.3
		3/24/2022 15:00	3.7	0.0	3.7
		3/24/2022 15:10	3.5	0.0	3.5
					0
					0
					0
					0
					0

*****Particulate Threshold PM 10 15minute average = 100µg/m³ above background***

BRYDGES ENGINEERING
IN ENVIRONMENT AND ENERGY, DPC

Site Name: Pilgrim Village-Family Site (915362) **Date:** Friday, March 25, 2022

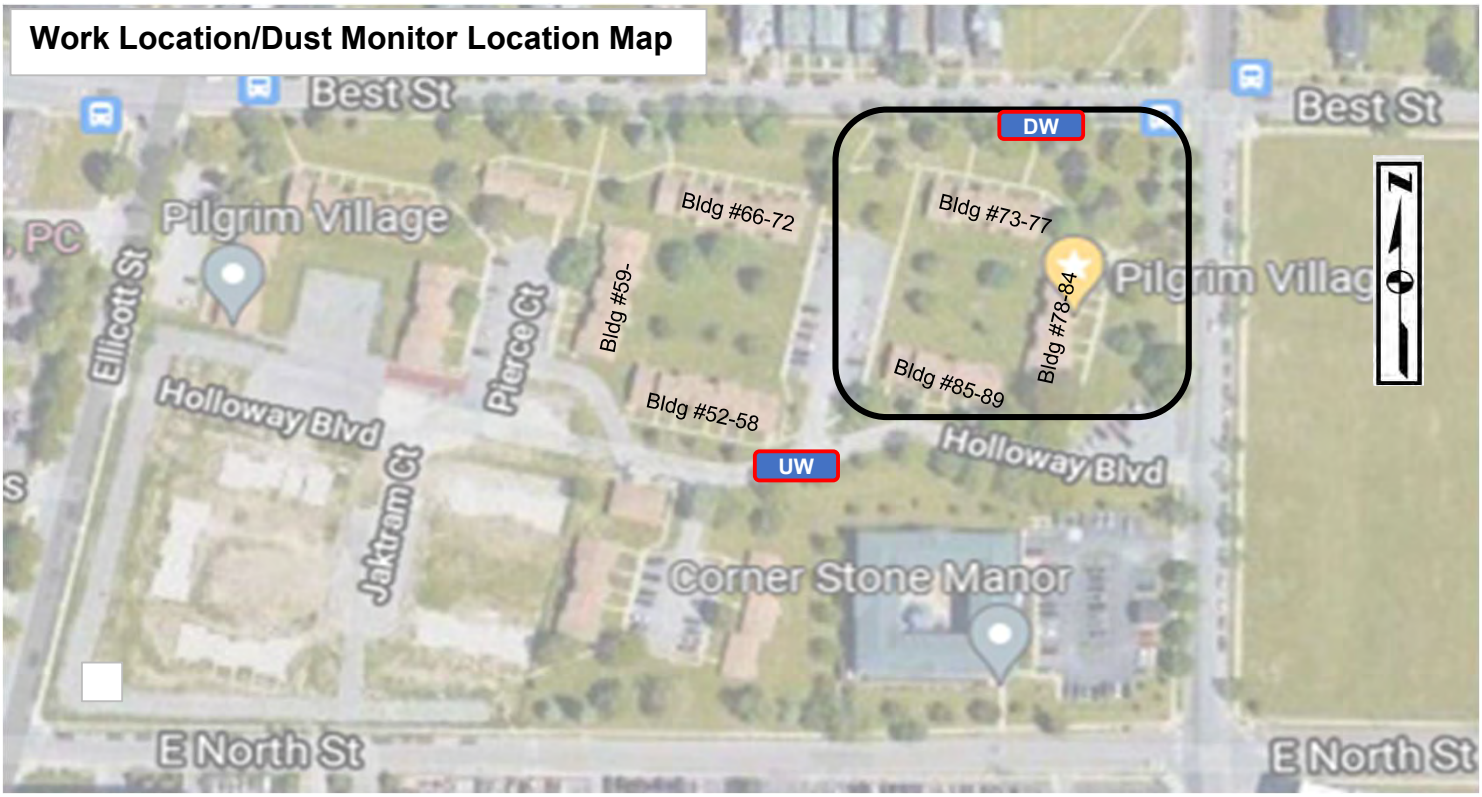

LEGEND

- UW — Dust Monitor Location (Upwind)
- DW — Dust Monitor Location (Downwind)
- Work Location

960 Busti Ave.
Buffalo, New York 14213

DAILY FIELD REPORT

Date:	Monday, March 28, 2022
Site Name:	Pilgrim Village-Family Site (915362)
Location:	1100 Michigan Ave., Buffalo
Contractor-Subcontrators:	Kulbacks - Empire Building Diagnostics (EBD)
Weather Conditions:	Partly Cloudy 18 Deg F Wind: W 9mph

Description of Work Performed:

Importing and placing stone for building footers.

Excavating along north property line so we can pull sidewall samples. Due to the proximity of the building to the property line, it was necessary to excavate past the property line. Sidewall samples of off site material will be submitted to DEC.

Snow overnight coated the site.

Dust Monitors were operating, no indication of dust.

(Use attached sheet for additional work description)

Problems/Observations Noted:

Health and Safety Monitoring:
None

Contractor Work Force:	Kulbacks: 1 Superintendant 3 operators
Contractor Equipment:	Kulbacks: 2 excavators, 2 dozers, 1 skidsteer, 2 rollers
Attachments:	Daily Photolog, Air Monitoring Report, Work Location Map
Inspector's Name:	Libby Broderick

960 Busti Ave.
Buffalo, New York 14213

DAILY FIELD REPORT

Date:	Monday, March 28, 2022
Site Name:	Pilgrim Village-Family Site (915362)
Location:	1100 Michigan Ave., Buffalo

Description of Work Performed (cont):

Materials Import/Export

Imported Material:

Material			Loads		Amount (Tons)
Stone (Lafarge)			4		185.25
				Total Stone Delivered (Tons)	185.25

Exported Material:

Material	Destination	Loads
	Total Material Hauled - Approx. (Tons)	**0**
	Total Material Hauled - Approx. (Tons)	**0**

Photo Log

Site: Pilgrim Village-Family Site (915362)

Date: Monday, March 28, 2022

Snow overnight coated site. Looking east.

Excavating north property line. Looking north.

Excavating north property line. Looking east.

Crew laid out building to start building footers. Looking northeast.

BRYDGES ENGINEERING
IN ENVIRONMENT AND ENERGY, DPC

Date: Monday, March 28, 2022

Site Name: Pilgrim Village-Family Site (915362)

Upwind Data		Downwind Data			Delta
Time	PM10 15min Average (µg/m³)	Time	PM10 15min Average (µg/m³)	VOC 15min Average (ppm)	PM10 15min Average (µg/m³)
3/28/2022 8:50	4.3			0.0	-4.3
3/28/2022 9:00	3.8			0.0	-3.8
3/28/2022 9:10	3.2	3/28/2022 9:10	12.1	0.0	8.9
3/28/2022 9:20	3.9	3/28/2022 9:20	7.5	0.0	3.6
3/28/2022 9:30	3.3	3/28/2022 9:30	13.9	0.0	10.6
3/28/2022 9:40	3.3	3/28/2022 9:40	11.1	0.0	7.8
3/28/2022 9:50	4.3	3/28/2022 9:50	22.7	0.0	18.4
3/28/2022 10:00	3.2	3/28/2022 10:00	23.1	0.0	19.9
3/28/2022 10:10	2.9	3/28/2022 10:10	28.4	0.0	25.5
3/28/2022 10:20	3.3	3/28/2022 10:20	32.1	0.0	28.8
3/28/2022 10:30	3.8	3/28/2022 10:30	27.9	0.0	24.1
3/28/2022 10:40	3.6	3/28/2022 10:40	33	0.0	29.4
3/28/2022 10:50	3.4	3/28/2022 10:50	42.1	0.0	38.7
3/28/2022 11:00	3.3	3/28/2022 11:00	44.7	0.0	41.4
3/28/2022 11:10	3.8	3/28/2022 11:10	54.3	0.0	50.5
3/28/2022 11:20	5.3	3/28/2022 11:20	35.9	0.0	30.6
3/28/2022 11:30	4.1	3/28/2022 11:30	81.1	0.0	77
3/28/2022 11:40	2.4	3/28/2022 11:40	91.2	0.0	88.8
3/28/2022 11:50	2.1	3/28/2022 11:50	101	0.0	98.9
3/28/2022 12:00	2.8	3/28/2022 12:00	10.4	0.0	7.6
3/28/2022 12:10	3.9	3/28/2022 12:10	7.4	0.0	3.5
3/28/2022 12:20	4.8	3/28/2022 12:20	8.9	0.0	4.1
3/28/2022 12:30	5.6	3/28/2022 12:30	9.9	0.0	4.3
3/28/2022 12:40	4.3	3/28/2022 12:40	11.5	0.0	7.2
3/28/2022 12:50	5.9	3/28/2022 12:50	10.7	0.0	4.8
3/28/2022 13:00	6.1	3/28/2022 13:00	7.5	0.0	1.4
3/28/2022 13:10	5.8	3/28/2022 13:10	10.3	0.0	4.5
3/28/2022 13:20	8	3/28/2022 13:20	38.3	0.0	30.3
3/28/2022 13:30	7.8	3/28/2022 13:30	59.4	0.0	51.6
3/28/2022 13:40	8.2	3/28/2022 13:40	14.7	0.0	6.5
3/28/2022 13:50	8	3/28/2022 13:50	13	0.0	5
3/28/2022 14:00	5.8	3/28/2022 14:00	10.2	0.0	4.4
3/28/2022 14:10	3.9	3/28/2022 14:10	7.7	0.0	3.8
3/28/2022 14:20	5	3/28/2022 14:20	13	0.0	8
3/28/2022 14:30	6.4	3/28/2022 14:30	11	0.0	4.6
3/28/2022 14:40	8.3	3/28/2022 14:40	15.4	0.0	7.1
3/28/2022 14:50	10.5	3/28/2022 14:50	33.9	0.0	23.4
3/28/2022 15:00	7.6	3/28/2022 15:00	16.5	0.0	8.9
3/28/2022 15:10	7.7	3/28/2022 15:10	9.2	0.0	1.5
3/25/2022 14:50	1.6	3/25/2022 14:50	3.9	0.0	2.3
					0
					0
					0
					0
					0
					0
					0

*****Particulate Threshold PM 10 15minute average = 100µg/m³ above background***

BRYDGES ENGINEERING
IN ENVIRONMENT AND ENERGY, DPC

Site Name: Pilgrim Village-Family Site (915362) **Date:** Monday, March 28, 2022

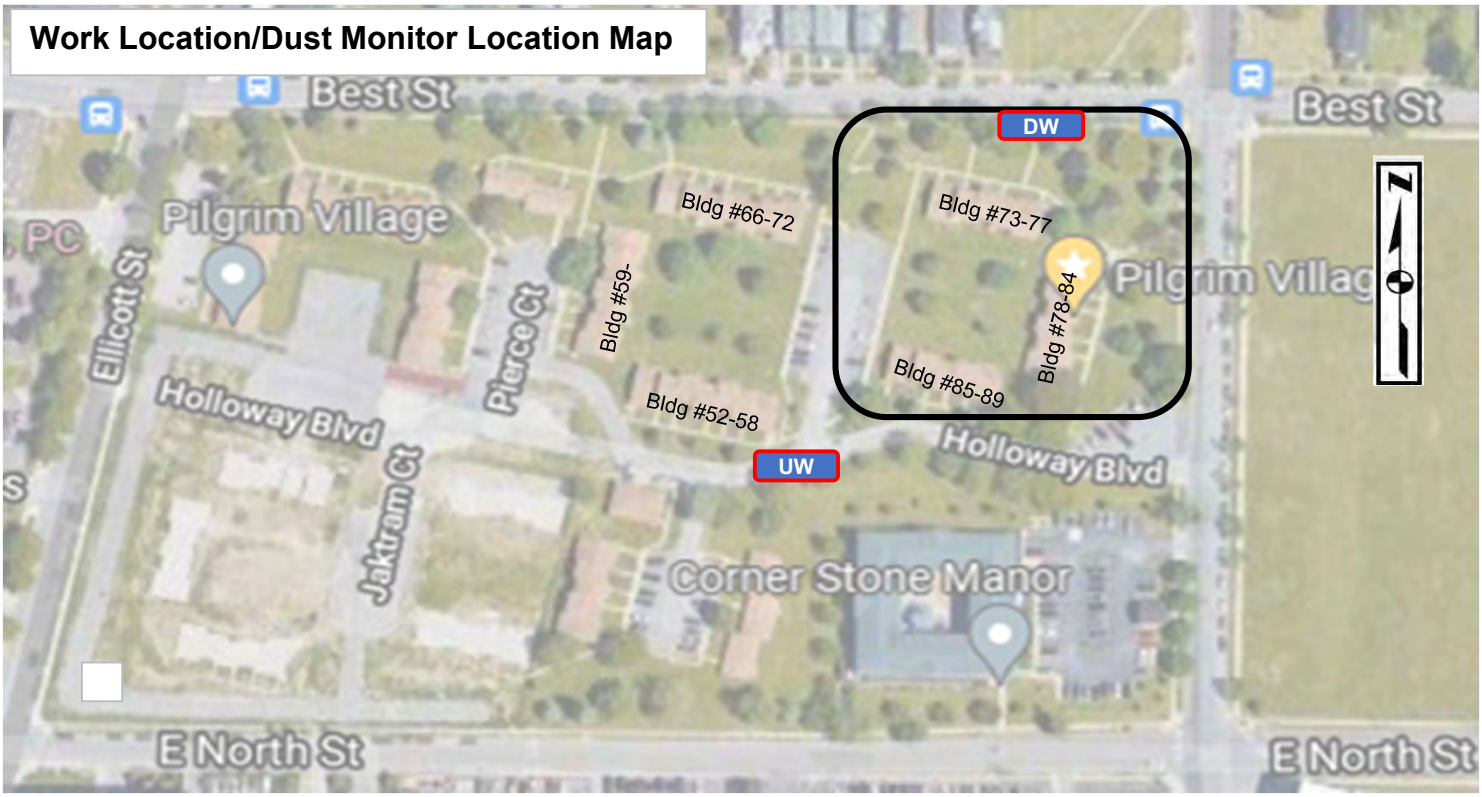

LEGEND

- UW — Dust Monitor Location (Upwind)
- DW — Dust Monitor Location (Downwind)
- Work Location

960 Busti Ave.
Buffalo, New York 14213

DAILY FIELD REPORT

Date:	Tuesday, March 29, 2022
Site Name:	Pilgrim Village-Family Site (915362)
Location:	1100 Michigan Ave., Buffalo
Contractor-Subcontrators:	Kulbacks - Empire Building Diagnostics (EBD)
Weather Conditions:	Overcast/Lt. Snow 21 Deg F Wind: W 8mph

Description of Work Performed:

Using imported stone to build pad for foundation footer.

Dust Monitors were operating, no indication of dust.

(Use attached sheet for additional work description)

Problems/Observations Noted:

Health and Safety Monitoring:
None

Contractor Work Force:	Kulbacks: 1 Superintendant 3 operators
Contractor Equipment:	Kulbacks: 2 excavators, 2 dozers, 1 skidsteer, 2 rollers
Attachments:	Daily Photolog, Air Monitoring Report, Work Location Map
Inspector's Name:	Libby Broderick

BRYDGES ENGINEERING
IN ENVIRONMENT AND ENERGY, DPC

960 Busti Ave.
Buffalo, New York 14213

DAILY FIELD REPORT

Date:	Tuesday, March 29, 2022
Site Name:	Pilgrim Village-Family Site (915362)
Location:	1100 Michigan Ave., Buffalo

Description of Work Performed (cont):

Materials Import/Export

Imported Material:

Material			Loads		Amount (Tons)
			Total Stone Delivered (Tons)		0

Exported Material:

Material	Destination	Loads
	Total Material Hauled - Approx. (Tons)	**0**
	Total Material Hauled - Approx. (Tons)	**0**

Photo Log

Site: **Pilgrim Village-Family Site (915362)**

Date: **Tuesday, March 29, 2022**

Using imported stone to build foundation for footer. Looking northeast.

Using imported stone to build foundation for footer. Looking east.

BRYDGES ENGINEERING
IN ENVIRONMENT AND ENERGY, DPC

Date: Tuesday, March 29, 2022

Site Name: Pilgrim Village-Family Site (915362)

Upwind Data		Downwind Data			Delta
Time	PM10 15min Average (µg/m³)	Time	PM10 15min Average (µg/m³)	VOC 15min Average (ppm)	PM10 15min Average (µg/m³)
		3/29/2022 8:30	17.8	0.0	17.8
		3/29/2022 8:40	9.3	0.0	9.3
		3/29/2022 8:50	18.7	0.0	18.7
		3/29/2022 9:00	27.2	0.0	27.2
		3/29/2022 9:10	25.2	0.0	25.2
		3/29/2022 9:20	18.3	0.0	18.3
3/29/2022 9:30	2.1	3/29/2022 9:30	21.6	0.0	19.5
3/29/2022 9:40	3	3/29/2022 9:40	24.3	0.0	21.3
3/29/2022 9:50	4.4	3/29/2022 9:50	12.5	0.0	8.1
3/29/2022 10:00	5.7	3/29/2022 10:00	12.6	0.0	6.9
3/29/2022 10:10	4.9	3/29/2022 10:10	11.4	0.0	6.5
3/29/2022 10:20	4.5	3/29/2022 10:20	10	0.0	5.5
3/29/2022 10:30	5.3	3/29/2022 10:30	11.1	0.0	5.8
3/29/2022 10:40	3.6	3/29/2022 10:40	9.6	0.0	6
3/29/2022 10:50	4.4	3/29/2022 10:50	8.2	0.0	3.8
3/29/2022 11:00	5.6	3/29/2022 11:00	13.8	0.0	8.2
3/29/2022 11:10	5	3/29/2022 11:10	17.3	0.0	12.3
3/29/2022 11:20	5	3/29/2022 11:20	20.4	0.0	15.4
3/29/2022 11:30	3.8	3/29/2022 11:30	13.5	0.0	9.7
3/29/2022 11:40	5	3/29/2022 11:40	17.8	0.0	12.8
3/29/2022 12:00	7.4	3/29/2022 12:00	11.9	0.0	4.5
3/29/2022 12:10	4.9	3/29/2022 12:10	10.3	0.0	5.4
3/29/2022 12:20	4.7	3/29/2022 12:20	8.8	0.0	4.1
3/29/2022 12:30	3.9	3/29/2022 12:30	14.6	0.0	10.7
3/29/2022 12:40	3.3	3/29/2022 12:40	4	0.0	0.7
3/29/2022 12:50	4.4	3/29/2022 12:50	12.6	0.0	8.2
3/29/2022 13:00	4.4	3/29/2022 13:00	5.7	0.0	1.3
3/29/2022 13:10	3.8	3/29/2022 13:10	5.1	0.0	1.3
3/29/2022 13:20	10.6	3/29/2022 13:20	5.8	0.0	-4.8
3/29/2022 13:30	4.2	3/29/2022 13:30	13.8	0.0	9.6
3/29/2022 13:40	5.5	3/29/2022 13:40	52.6	0.0	47.1
3/29/2022 13:50	9.3	3/29/2022 13:50	109.2	0.0	99.9
3/29/2022 14:00	24.5	3/29/2022 14:00	121.4	0.0	96.9
3/29/2022 14:10	16.1	3/29/2022 14:10	88.1	0.0	72
3/29/2022 14:20	15	3/29/2022 14:20	20.6	0.0	5.6
3/29/2022 14:30	16.9	3/29/2022 14:30	30.3	0.0	13.4
3/29/2022 14:40	21	3/29/2022 14:40	77.6	0.0	56.6
3/29/2022 14:50	26.5	3/29/2022 14:50	73.3	0.0	46.8
3/29/2022 15:00	13.3	3/29/2022 15:00	18.5	0.0	5.2
					0
					0
					0
					0
					0
					0
					0
					0

*****Particulate Threshold PM 10 15minute average = 100µg/m³ above background***

BRYDGES ENGINEERING
IN ENVIRONMENT AND ENERGY, DPC

Site Name: Pilgrim Village-Family Site (915362) **Date:** Tuesday, March 29, 2022

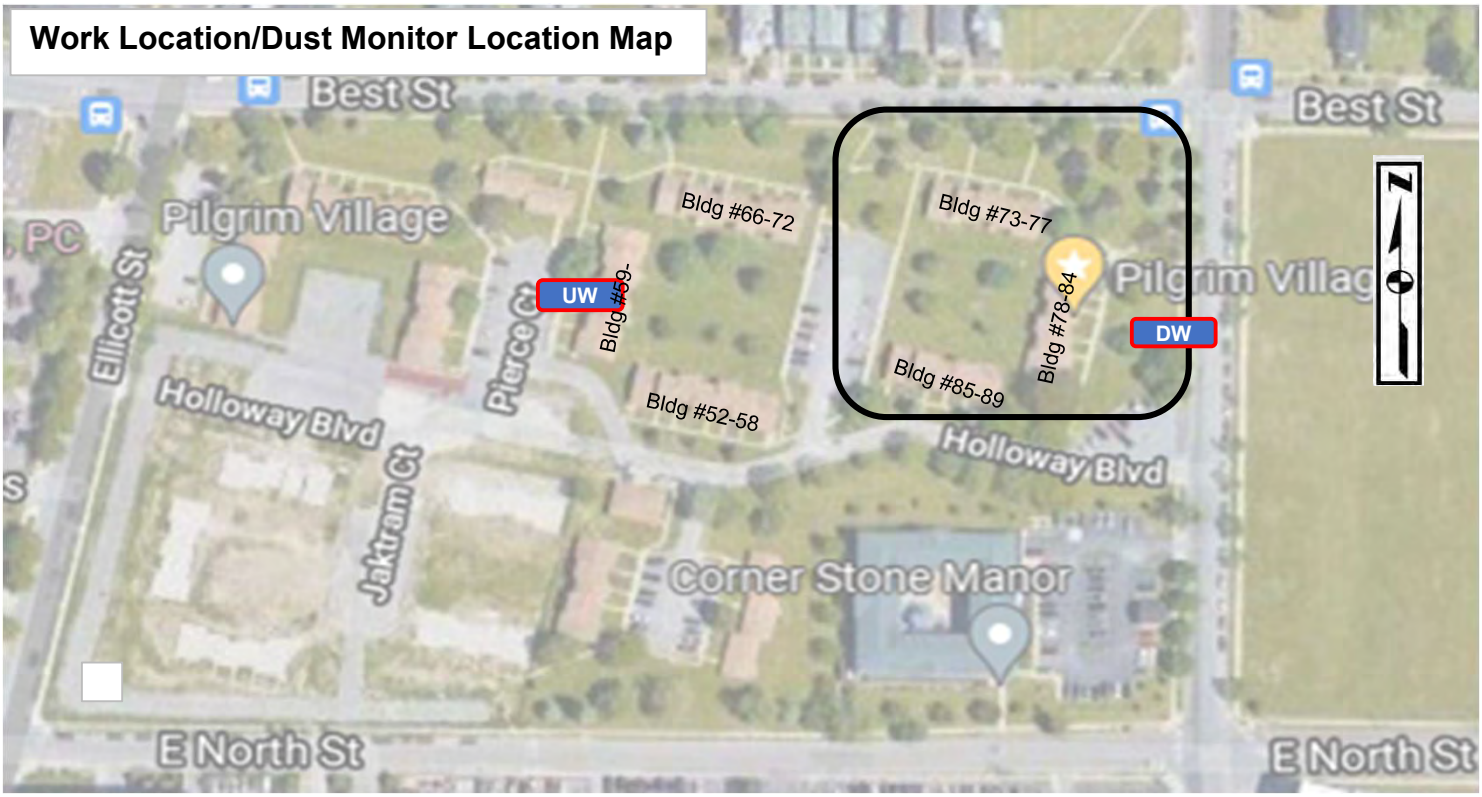

LEGEND

- UW — Dust Monitor Location (Upwind)
- DW — Dust Monitor Location (Downwind)
- Work Location

960 Busti Ave.
Buffalo, New York 14213

DAILY FIELD REPORT

Date:	Wednesday, March 30, 2022
Site Name:	Pilgrim Village-Family Site (915362)
Location:	1100 Michigan Ave., Buffalo
Contractor-Subcontrators:	Kulbacks - Empire Building Diagnostics (EBD)
Weather Conditions:	Partly Cloudy 20 Deg F Wind: E 12mph

Description of Work Performed:

Importing and placing stone for building footers.

Building access road from staging area to access building footers.

Dust Monitors were operating, no indication of dust.

(Use attached sheet for additional work description)

Problems/Observations Noted:

Health and Safety Monitoring:
None

Contractor Work Force:	Kulbacks: 1 Superintendant 3 operators
Contractor Equipment:	Kulbacks: 2 excavators, 2 dozers, 1 skidsteer, 2 rollers
Attachments:	Daily Photolog, Air Monitoring Report, Work Location Map
Inspector's Name:	Libby Broderick

960 Busti Ave.
Buffalo, New York 14213

DAILY FIELD REPORT

Date:	Wednesday, March 30, 2022
Site Name:	Pilgrim Village-Family Site (915362)
Location:	1100 Michigan Ave., Buffalo

Description of Work Performed (cont):

Materials Import/Export

Imported Material:

Material			Loads		Amount (Tons)
Stone (Lafarge)			10		388
			Total Stone Delivered (Tons)		388

Exported Material:

Material	Destination	Loads
	Total Material Hauled - Approx. (Tons)	**0**
	Total Material Hauled - Approx. (Tons)	**0**

Photo Log

Site: Pilgrim Village-Family Site (915362) **Date:** Wednesday, March 30, 2022

West wall for Tank #1-2. Looking west.

East wall for Tank #1-2. Looking east

South wall for Tank #1-2 excavation. Looking south.

Crew began installing imported stone for footers. Looking north.

BRYDGES ENGINEERING
IN ENVIRONMENT AND ENERGY, DPC

Date: Wednesday, March 30, 2022

Site Name: Pilgrim Village-Family Site (915362)

Upwind Data		Downwind Data			Delta
Time	PM10 15min Average (µg/m³)	Time	PM10 15min Average (µg/m³)	VOC 15min Average (ppm)	PM10 15min Average (µg/m³)
		3/30/2022 8:40	40.1	0.0	40.1
3/30/2022 8:50	19.3	3/30/2022 8:50	19.6	0.0	0.3
3/30/2022 9:00	20.1	3/30/2022 9:00	49.9	0.0	29.8
3/30/2022 9:10	71.4	3/30/2022 9:10	59.2	0.0	-12.2
3/30/2022 9:20	95	3/30/2022 9:20	63.3	0.0	-31.7
3/30/2022 9:30	42.5	3/30/2022 9:30	59.4	0.0	16.9
3/30/2022 9:40	32.4	3/30/2022 9:40	18.4	0.0	-14
3/30/2022 9:50	9.9	3/30/2022 9:50	12.8	0.0	2.9
3/30/2022 10:00	7.2	Reboot Equip.			-7.2
3/30/2022 10:10	7.5	3/30/2022 10:10	19.2	0.0	11.7
3/30/2022 10:20	6.2	3/30/2022 10:20	7.7	0.0	1.5
3/30/2022 10:30	5.1	3/30/2022 10:30	8.9	0.0	3.8
3/30/2022 10:40	4.4	3/30/2022 10:40	8	0.0	3.6
3/30/2022 10:50	5.8	3/30/2022 10:50	6.8	0.0	1
3/30/2022 11:00	7.3	3/30/2022 11:00	8.3	0.0	1
3/30/2022 11:10	5.5	3/30/2022 11:10	10.2	0.0	4.7
3/30/2022 11:20	4.2	Reboot Equip.		0.0	-4.2
3/30/2022 11:30	5.2	Reboot Equip.		0.0	-5.2
3/30/2022 11:40	5.2	Reboot Equip.		0.0	-5.2
3/30/2022 11:50	4.7	3/30/2022 11:50	6.9	0.0	2.2
3/30/2022 12:00	6.2	3/30/2022 12:00	9.2	0.0	3
3/30/2022 12:10	6.5	3/30/2022 12:10	8.6	0.0	2.1
3/30/2022 12:20	8.2	3/30/2022 12:20	11.3	0.0	3.1
3/30/2022 12:30	9.3	3/30/2022 12:30	11.1	0.0	1.8
3/30/2022 12:40	8.7	3/30/2022 12:40	12.1	0.0	3.4
3/30/2022 12:50	9	3/30/2022 12:50	11.5	0.0	2.5
3/30/2022 13:00	13.1	3/30/2022 13:00	9.8	0.0	-3.3
3/30/2022 13:10	17.6	3/30/2022 13:10	10.7	0.0	-6.9
3/30/2022 13:20	19.9	3/30/2022 13:20	15.1	0.0	-4.8
3/30/2022 13:30	20.5	3/30/2022 13:30	12	0.0	-8.5
3/30/2022 13:40	29.1	3/30/2022 13:40	22.3	0.0	-6.8
3/30/2022 13:50	75.8	3/30/2022 13:50	23	0.0	-52.8
3/30/2022 14:00	85.7	3/30/2022 14:00	18.5	0.0	-67.2
3/30/2022 14:10	17.2	3/30/2022 14:10	17.2	0.0	0
3/30/2022 14:20	16.8	3/30/2022 14:20	19.7	0.0	2.9
3/30/2022 14:30	13.2	3/30/2022 14:30	15.7	0.0	2.5
3/30/2022 14:40	13.2	3/30/2022 14:40	14.4	0.0	1.2
3/30/2022 14:50	25.7	3/30/2022 14:50	11.8	0.0	-13.9
3/30/2022 15:00	31.1	3/30/2022 15:00	12.7	0.0	-18.4
3/30/2022 15:10	27.3	3/30/2022 15:10	14.4	0.0	-12.9
3/30/2022 15:20	24.1	3/30/2022 15:20	13.1	0.0	-11
3/30/2022 15:30	20.2	3/30/2022 15:30	10.2	0.0	-10
					0
					0
					0
					0
					0

*****Particulate Threshold PM 10 15minute average = 100µg/m³ above background***

BRYDGES ENGINEERING
IN ENVIRONMENT AND ENERGY, DPC

Site Name: Pilgrim Village-Family Site (915362) **Date:** Wednesday, March 30, 2022

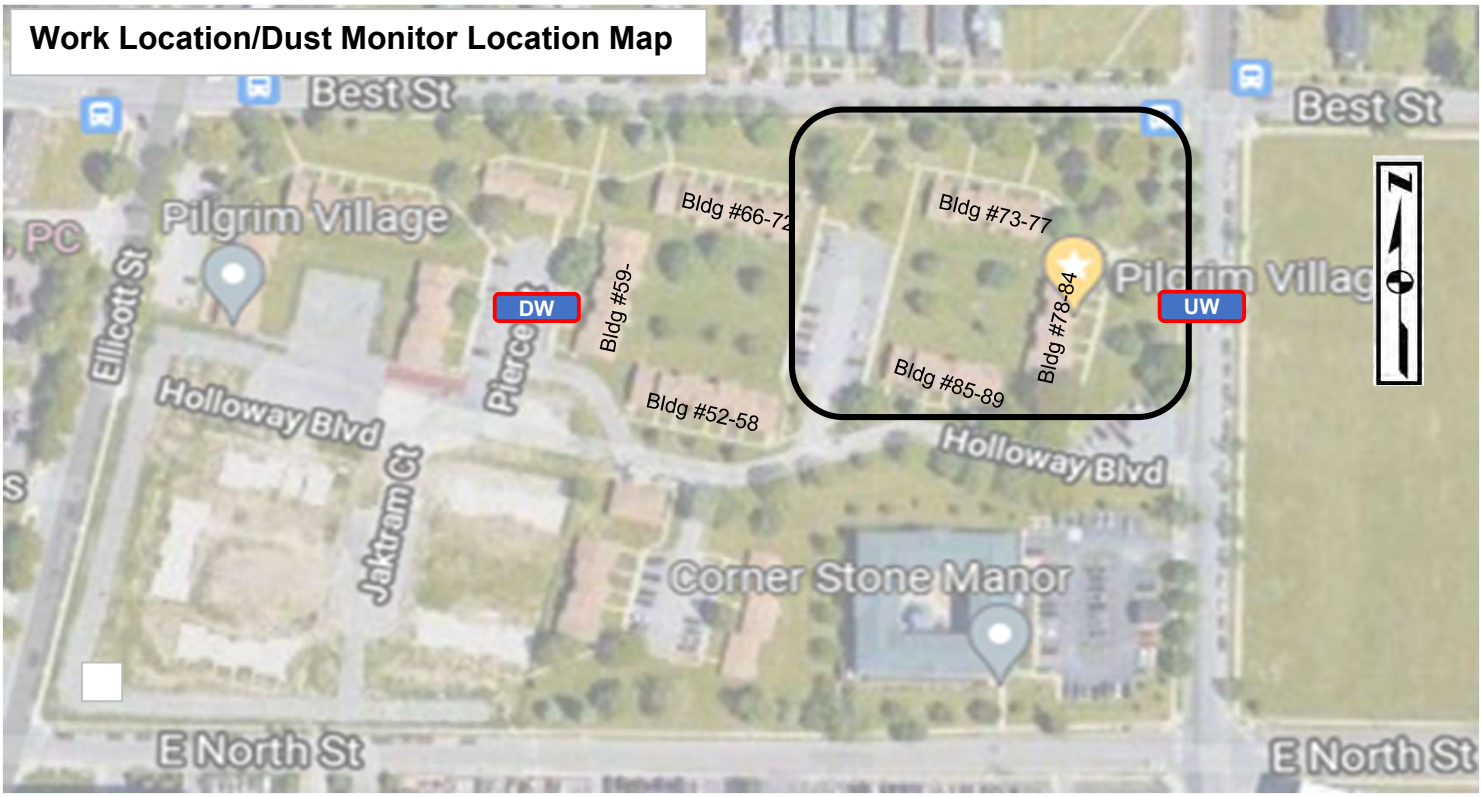

LEGEND

- UW — Dust Monitor Location (Upwind)
- DW — Dust Monitor Location (Downwind)
- Work Location

BRYDGES ENGINEERING
IN ENVIRONMENT AND ENERGY, DPC

960 Busti Ave.
Buffalo, New York 14213

DAILY FIELD REPORT

Date:	Thursday, March 31, 2022
Site Name:	Pilgrim Village-Family Site (915362)
Location:	1100 Michigan Ave., Buffalo
Contractor-Subcontrators:	Kulbacks - Empire Building Diagnostics (EBD)
Weather Conditions:	Partly Cloudy 18 Deg F Wind: W 9mph

Description of Work Performed:

Importing and placing stone for building footers.

Pulled confirmatory samples for the tank removals. Pulled T1-2S, T1-2E, T1-2B, T1-2W and T-3W. T-3S, T-3B. Tank #4 was at a higher elevation and has no walls remaining.

Pulled sidewall samples for the north wall of the site perimeter. These samples came from off site and will therefore represent off site contaminants.

Dust Monitors were operating, no indication of dust.

(Use attached sheet for additional work description)

Problems/Observations Noted:

Health and Safety Monitoring:
None

Contractor Work Force:	Kulbacks: 1 Superintendant 3 operators
Contractor Equipment:	Kulbacks: 2 excavators, 2 dozers, 1 skidsteer, 2 rollers
Attachments:	Daily Photolog, Air Monitoring Report, Work Location Map
Inspector's Name:	Libby Broderick

BRYDGES ENGINEERING
IN ENVIRONMENT AND ENERGY, DPC

960 Busti Ave.
Buffalo, New York 14213

DAILY FIELD REPORT

Date:	Thursday, March 31, 2022
Site Name:	Pilgrim Village-Family Site (915362)
Location:	1100 Michigan Ave., Buffalo

Description of Work Performed (cont):

Materials Import/Export

Imported Material:

Material			Loads		Amount (Tons)
Stone (Lafarge)			13		286
			Total Stone Delivered (Tons)		286

Exported Material:

Material	Destination	Loads
	Total Material Hauled - Approx. (Tons)	**0**
	Total Material Hauled - Approx. (Tons)	**0**

Photo Log

Site: Pilgrim Village-Family Site (915362) **Date:** Thursday, March 31, 2022

Sidewall sample for the northwall of the excavation. Looking north.

Imported stone for building footers. Looking north

Curb along Halloway Blvd.

Forming footers for building. Looking northeast.

BRYDGES ENGINEERING
IN ENVIRONMENT AND ENERGY, DPC

Date: Thursday, March 31, 2022

Site Name: Pilgrim Village-Family Site (915362)

Upwind Data		Downwind Data			Delta
Time	PM10 15min Average (µg/m³)	Time	PM10 15min Average (µg/m³)	VOC 15min Average (ppm)	PM10 15min Average (µg/m³)
3/31/2022 8:10	7.4				-7.4
3/31/2022 8:20	8.3	3/31/2022 8:20	17.9	0.0	9.6
3/31/2022 8:30	8.8	3/31/2022 8:30	16.3	0.0	7.5
3/31/2022 8:40	9.1	3/31/2022 8:40	14.5	0.0	5.4
3/31/2022 8:50	10.9	3/31/2022 8:50	18.9	0.0	8
3/31/2022 9:00	11.2	3/31/2022 9:00	19.2	0.0	8
3/31/2022 9:10	11.1	3/31/2022 9:10	17.6	0.0	6.5
3/31/2022 9:20	11.2	3/31/2022 9:20	16.1	0.0	4.9
3/31/2022 9:30	9.9	3/31/2022 9:30	16	0.0	6.1
3/31/2022 9:40	12.2	3/31/2022 9:40	19.8	0.0	7.6
3/31/2022 9:50	11.9	3/31/2022 9:50	18.4	0.0	6.5
3/31/2022 10:00	10.3	3/31/2022 10:00	19	0.0	8.7
3/31/2022 10:10	8.8	3/31/2022 10:10	13.1	0.0	4.3
3/31/2022 10:20	8.1	3/31/2022 10:20	16.8	0.0	8.7
3/31/2022 10:30	11.7	3/31/2022 10:30	27.9	0.0	16.2
3/31/2022 10:40	30	3/31/2022 10:40	95.4	0.0	65.4
3/31/2022 10:50	21.6	3/31/2022 10:50	18.5	0.0	-3.1
3/31/2022 11:00	29.1	3/31/2022 11:00	16.9	0.0	-12.2
					0
					0
No further excavation or earthwork taking place after 11:00am					0
					0
					0
					0
					0
					0
					0
					0
					0
					0
					0
					0
					0
					0
					0
					0
					0
					0
					0
					0
					0
					0
					0
					0
					0
					0

*****Particulate Threshold PM 10 15minute average = 100µg/m³ above background***

BRYDGES ENGINEERING
IN ENVIRONMENT AND ENERGY, DPC

Site Name: Pilgrim Village-Family Site (915362) **Date:** Thursday, March 31, 2022

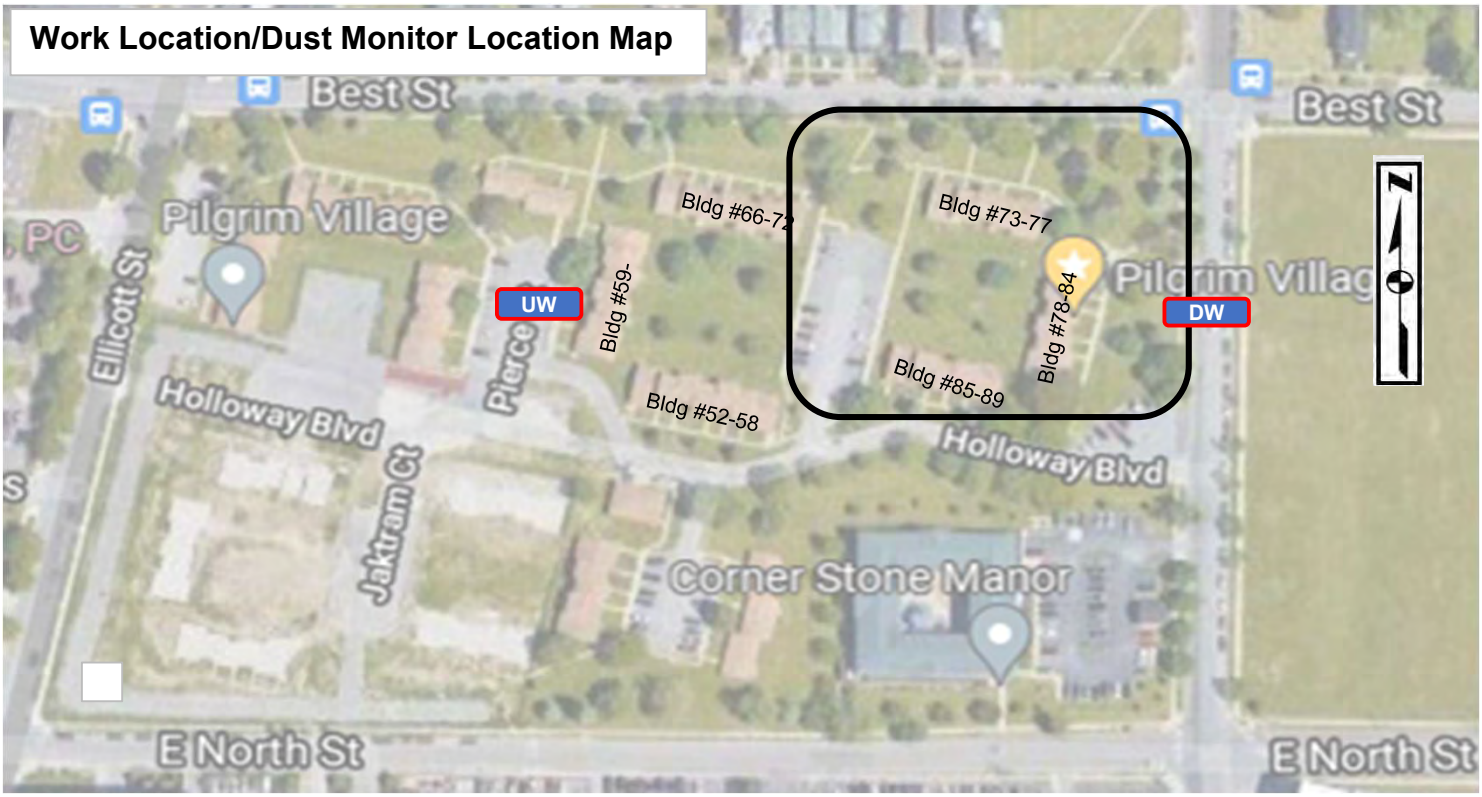

LEGEND

- UW — Dust Monitor Location (Upwind)
- DW — Dust Monitor Location (Downwind)
- Work Location

BRYDGES ENGINEERING
IN ENVIRONMENT AND ENERGY, DPC

960 Busti Ave.
Buffalo, New York 14213

DAILY FIELD REPORT

Date:	Friday, April 1, 2022
Site Name:	Pilgrim Village-Family Site (915362)
Location:	1100 Michigan Ave., Buffalo
Contractor-Subcontrators:	Kulbacks - Empire Building Diagnostics (EBD)
Weather Conditions:	Partly Cloudy 18 Deg F Wind: W 9mph

Description of Work Performed:

Importing and placing stone for building footers.

Loading contaminated material to trucks to haul to Tonwanda Landfill.

Dust Monitors were operating, no indication of dust.

(Use attached sheet for additional work description)

Problems/Observations Noted:

Health and Safety Monitoring:
None

Contractor Work Force:	Kulbacks: 1 Superintendant 3 operators
Contractor Equipment:	Kulbacks: 2 excavators, 2 dozers, 1 skidsteer, 2 rollers
Attachments:	Daily Photolog, Air Monitoring Report, Work Location Map
Inspector's Name:	Libby Broderick

960 Busti Ave.
Buffalo, New York 14213

DAILY FIELD REPORT

Date:	Friday, April 1, 2022
Site Name:	Pilgrim Village-Family Site (915362)
Location:	1100 Michigan Ave., Buffalo

Description of Work Performed (cont):

Materials Import/Export

Imported Material:

Material			Loads		Amount (Tons)
Stone (Lafarge)					1022.87
				Total Stone Delivered (Tons)	1022.87

Exported Material:

Material	Destination	Loads
Contaminated Soil	Tonawanda Landfill	32
	Total Material Hauled - Approx. (Tons)	**640**
	Total Material Hauled - Approx. (Tons)	**0**

Photo Log

Site: Pilgrim Village-Family Site (915362) **Date:** Friday, April 1, 2022

Imorting stone via tractor trailer. Looking north.

Loading trucks with contaminated soil to haul to the landfill. Looking northeast.

Loading trucks with contaminated soil to haul to the landfill. Looking northeast.

Loading trucks with contaminated soil to haul to the landfill. Looking northeast.

BRYDGES ENGINEERING
IN ENVIRONMENT AND ENERGY, DPC

Date: Friday, April 1, 2022

Site Name: Pilgrim Village-Family Site (915362)

Upwind Data		Downwind Data			Delta
Time	PM10 15min Average (µg/m³)	Time	PM10 15min Average (µg/m³)	VOC 15min Average (ppm)	PM10 15min Average (µg/m³)
4/1/2022 9:00	3.9			0.0	-3.9
4/1/2022 9:10	4.2			0.0	-4.2
4/1/2022 9:20	3.8	4/1/2022 9:20	5.7	0.0	1.9
4/1/2022 9:30	2.9	4/1/2022 9:30	2.5	0.0	-0.4
4/1/2022 9:40	3.5	4/1/2022 9:40	4.8	0.0	1.3
4/1/2022 9:50	3.2	4/1/2022 9:50	4.1	0.0	0.9
4/1/2022 10:00	4.5	4/1/2022 10:00	5.4	0.0	0.9
4/1/2022 10:10	4.1	4/1/2022 10:10	3.6	0.0	-0.5
4/1/2022 10:20	2.7	4/1/2022 10:20	2.8	0.0	0.1
4/1/2022 10:30	1.6	4/1/2022 10:30	3.6	0.0	2
4/1/2022 10:40	1.6	4/1/2022 10:40	4.1	0.0	2.5
4/1/2022 10:50	2.1	4/1/2022 10:50	3	0.0	0.9
4/1/2022 11:00	1.5	4/1/2022 11:00	3	0.0	1.5
4/1/2022 11:10	1.8	4/1/2022 11:10	3.8	0.0	2
4/1/2022 11:20	2	4/1/2022 11:20	2.9	0.0	0.9
4/1/2022 11:30	4.1	4/1/2022 11:30	3.8	0.0	-0.3
4/1/2022 11:40	1.2	4/1/2022 11:40	3.4	0.0	2.2
4/1/2022 11:50	2.5	4/1/2022 11:50	3.4	0.0	0.9
4/1/2022 12:00	1.7	4/1/2022 12:10	3.5	0.0	1.8
4/1/2022 12:10	1.2	4/1/2022 12:20	2.4	0.0	1.2
4/1/2022 12:20	2.9	4/1/2022 12:30	2.6	0.0	-0.3
4/1/2022 12:30	2.7	4/1/2022 12:40	2.7	0.0	0
4/1/2022 12:40	1.7	4/1/2022 12:50	3	0.0	1.3
4/1/2022 12:50	2	4/1/2022 13:00	2.6	0.0	0.6
4/1/2022 13:00	1.9	4/1/2022 13:10	2.3	0.0	0.4
4/1/2022 13:10	3.8	4/1/2022 13:20	2.5	0.0	-1.3
4/1/2022 13:20	4.2	4/1/2022 13:30	2.2	0.0	-2
4/1/2022 13:30	5.1	4/1/2022 13:40	2.8	0.0	-2.3
					0
					0
No further excavation or earthwork taking place after 1:30pm					0
					0
					0
					0
					0
					0
					0
					0
					0
					0
					0
					0
					0
					0
					0
					0

*****Particulate Threshold PM 10 15minute average = 100µg/m³ above background***

BRYDGES ENGINEERING
IN ENVIRONMENT AND ENERGY, DPC

Site Name: Pilgrim Village-Family Site (915362) **Date:** Friday, April 1, 2022

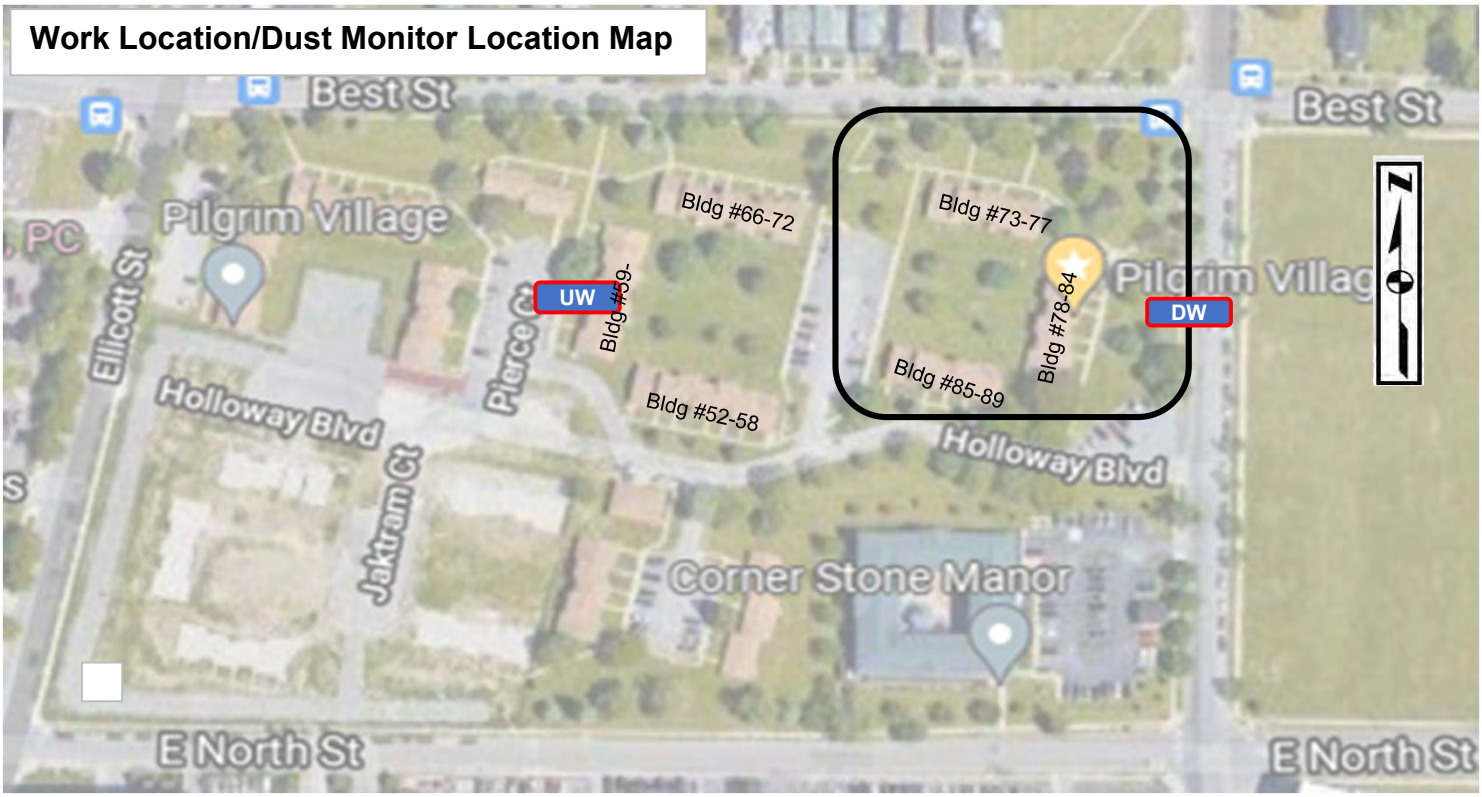

LEGEND

- UW — Dust Monitor Location (Upwind)
- DW — Dust Monitor Location (Downwind)
- Work Location

960 Busti Ave.
Buffalo, New York 14213

DAILY FIELD REPORT

Date:	Monday, April 4, 2022
Site Name:	Pilgrim Village-Family Site (915362)
Location:	1100 Michigan Ave., Buffalo
Contractor-Subcontrators:	Kulbacks, Federowicz Concrete
Weather Conditions:	Overcast 34 Deg F Wind: W 3mph

Description of Work Performed:

Importing and placing stone for building footers.

Excavating along north property line so we can pull sidewall samples. Due to the proximity of the building to the property line, it was necessary to excavate past the property line. Sidewall samples of off site material will be submitted to DEC.

Removed debris stockpiled in basement area of former building #85-89

Loading contaminated material to haul to Tonawanda Landfill.

Dust Monitors were operating, no indication of dust.

(Use attached sheet for additional work description)

Problems/Observations Noted:

Health and Safety Monitoring:
None

Contractor Work Force:	Kulbacks: 1 Superintendant 3 operators
Contractor Equipment:	Kulbacks: 2 excavators, 2 dozers, 1 skidsteer, 2 rollers
Attachments:	Daily Photolog, Air Monitoring Report, Work Location Map
Inspector's Name:	Libby Broderick

960 Busti Ave.
Buffalo, New York 14213

DAILY FIELD REPORT

Date:	Monday, April 4, 2022
Site Name:	Pilgrim Village-Family Site (915362)
Location:	1100 Michigan Ave., Buffalo

Description of Work Performed (cont):

Materials Import/Export

Imported Material:

Material			Loads		Amount (Tons)
Stone (Lafarge)			23		671.59
			Total Stone Delivered (Tons)		671.59

Exported Material:

Material	Destination	Loads
Contaminated Material	Tonawanda Landfill	24
	Total Material Hauled - Approx. (Tons)	**480**
	Total Material Hauled - Approx. (Tons)	**0**

Photo Log

Site: Pilgrim Village-Family Site (915362)

Date: Monday, April 4, 2022

Prepping for building foundations. Looking east.

Loading trucks with contaminated soil. Looking northeast.

Removed debris pile from basement of building #85-89

Importing stone for backfill. Looking southeast.

BRYDGES ENGINEERING
IN ENVIRONMENT AND ENERGY, DPC

Date: Monday, April 4, 2022

Site Name: Pilgrim Village-Family Site (915362)

Upwind Data		Downwind Data			Delta
Time	PM10 15min Average (µg/m³)	Time	PM10 15min Average (µg/m³)	VOC 15min Average (ppm)	PM10 15min Average (µg/m³)
4/4/2022 8:40	15.4	4/4/2022 8:40	13.8	0.0	-1.6
4/4/2022 8:50	13.9	4/4/2022 8:50	21.8	0.0	7.9
4/4/2022 9:00	10.8	4/4/2022 9:00	12.6	0.0	1.8
4/4/2022 9:10	8.3	4/4/2022 9:10	9.6	0.0	1.3
4/4/2022 9:20	9.3	4/4/2022 9:20	7.8	0.0	-1.5
4/4/2022 9:30	9.6	4/4/2022 9:30	11	0.0	1.4
4/4/2022 9:40	7.8	4/4/2022 9:40	8.2	0.0	0.4
4/4/2022 9:50	7.8	4/4/2022 9:50	7	0.0	-0.8
4/4/2022 10:00	8	4/4/2022 10:00	6.7	0.0	-1.3
4/4/2022 10:10	8.3	4/4/2022 10:10	7.6	0.0	-0.7
4/4/2022 10:20	6.5	4/4/2022 10:20	7.2	0.0	0.7
4/4/2022 10:30	7.3	4/4/2022 10:30	9.8	0.0	2.5
4/4/2022 10:40	8.7	4/4/2022 10:40	9.2	0.0	0.5
4/4/2022 10:50	8.4	4/4/2022 10:50	8.2	0.0	-0.2
4/4/2022 11:00	5.2	4/4/2022 11:00	14.9	0.0	9.7
4/4/2022 11:10	5.2	4/4/2022 11:10	15.4	0.0	10.2
4/4/2022 11:20	5.4	4/4/2022 11:20	14.2	0.0	8.8
4/4/2022 11:30	5.4	4/4/2022 11:30	20	0.0	14.6
4/4/2022 11:40	4.1	4/4/2022 11:40	33.3	0.0	29.2
4/4/2022 11:50	4	4/4/2022 11:50	71.1	0.0	67.1
4/4/2022 12:00	4	4/4/2022 12:00	9.4	0.0	5.4
4/4/2022 12:10	3.3	4/4/2022 12:10	92.1	0.0	88.8
4/4/2022 12:20	3.1	4/4/2022 12:20	92.4	0.0	89.3
4/4/2022 12:30	3.9	4/4/2022 12:30	91.9	0.0	88
4/4/2022 12:40	4.4	4/4/2022 12:40	2.8	0.0	-1.6
4/4/2022 12:50	4.3	4/4/2022 12:50	152.4	0.0	148.1
4/4/2022 13:00	5.3	4/4/2022 13:00	94.3	0.0	89
4/4/2022 13:10	4.9	4/4/2022 13:10	6.4	0.0	1.5
4/4/2022 13:20	3.5	4/4/2022 13:20	25.5	0.0	22
4/4/2022 13:30	3	4/4/2022 13:30	37.9	0.0	34.9
4/4/2022 13:40	3.3	4/4/2022 13:40	21.8	0.0	18.5
4/4/2022 13:50	2.8	4/4/2022 13:50	21.4	0.0	18.6
4/4/2022 14:00	2	4/4/2022 14:00	6.3	0.0	4.3
4/4/2022 14:10	1.5	4/4/2022 14:10	3	0.0	1.5
4/4/2022 14:20	3.7	4/4/2022 14:20	12	0.0	8.3
4/4/2022 14:30	3.6	4/4/2022 14:30	27.9	0.0	24.3
4/4/2022 14:40	3.2	4/4/2022 14:40	14.9	0.0	11.7
4/4/2022 14:50	3.3	4/4/2022 14:50	19.6	0.0	16.3
					0
					0
					0
					0
					0
					0
					0
					0
					0

*****Particulate Threshold PM 10 15minute average = 100µg/m³ above background***

BRYDGES ENGINEERING
IN ENVIRONMENT AND ENERGY, DPC

Site Name: Pilgrim Village-Family Site (915362) **Date:** Monday, April 4, 2022

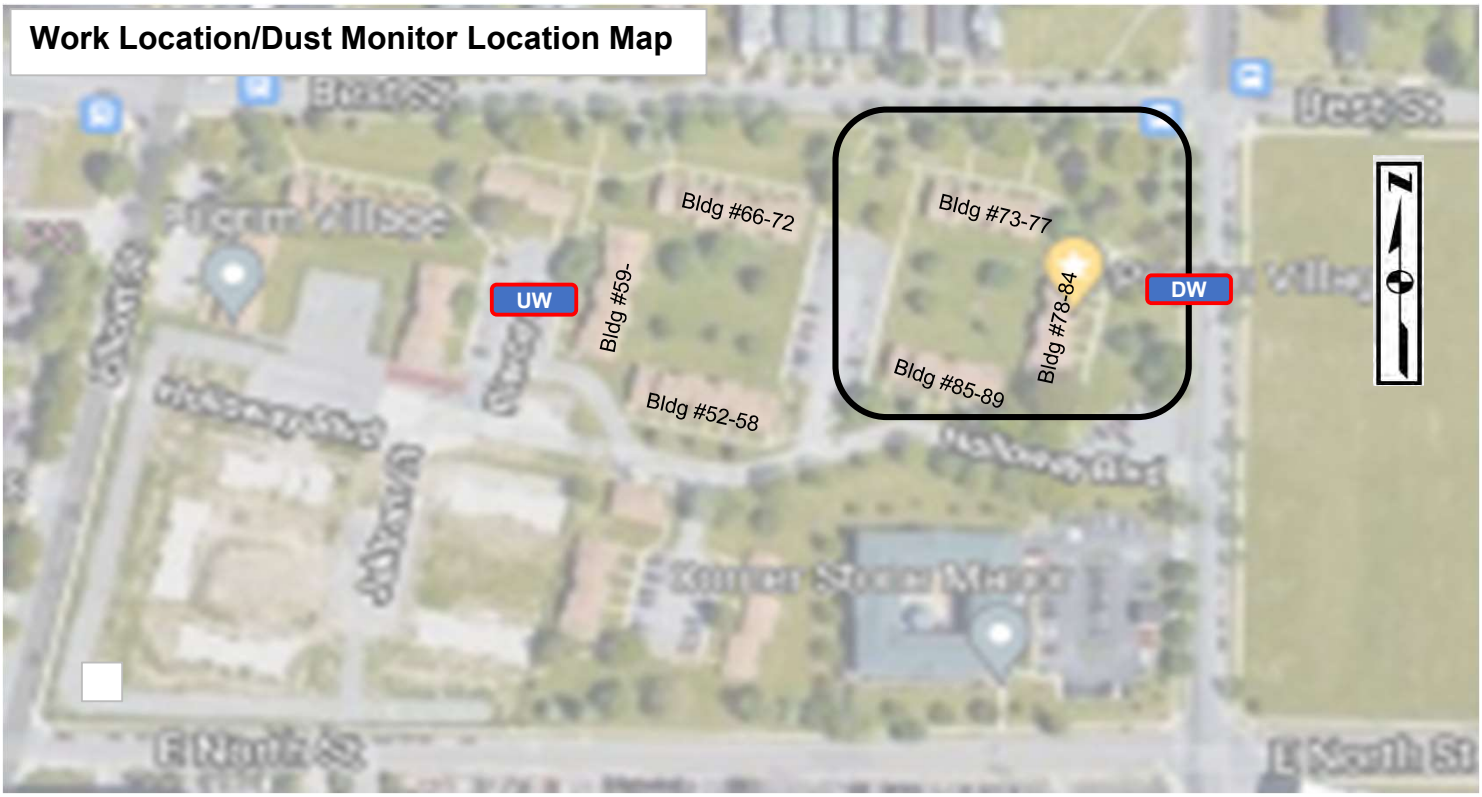

LEGEND

- UW — Dust Monitor Location (Upwind)
- DW — Dust Monitor Location (Downwind)
- Work Location

960 Busti Ave.
Buffalo, New York 14213

DAILY FIELD REPORT

Date:	Tuesday, April 5, 2022
Site Name:	Pilgrim Village-Family Site (915362)
Location:	1100 Michigan Ave., Buffalo
Contractor-Subcontrators:	Kulbacks - Empire Building Diagnostics (EBD)
Weather Conditions:	Cloudy 39 Deg F Wind: SE 6mph

Description of Work Performed:

Importing dirt from approved stockpile on Walden Ave. Using dirt to raise grade of site.

Excavating in northwest corner where large waterline was. Removed old pipe and structures.

Exposed gas line in northwest corner. Found brown sandy dirt with gravel on 2' either side of the gas line. Looks to be clean backfill material used when they installed the gasline. Discussed with Ben Mcpherson and will proceed to sample and test the material to verify that it is clear for unrestricted use.

Dust Monitors were operating, no indication of dust.

(Use attached sheet for additional work description)

Problems/Observations Noted:

Health and Safety Monitoring:
None

Contractor Work Force:	Kulbacks: 1 Superintendant 3 operators
Contractor Equipment:	Kulbacks: 2 excavators, 2 dozers, 1 skidsteer, 2 rollers
Attachments:	Daily Photolog, Air Monitoring Report, Work Location Map
Inspector's Name:	Libby Broderick

960 Busti Ave.
Buffalo, New York 14213

DAILY FIELD REPORT

Date:	Tuesday, April 5, 2022
Site Name:	Pilgrim Village-Family Site (915362)
Location:	1100 Michigan Ave., Buffalo

Description of Work Performed (cont):

Materials Import/Export
Imported Material:

Material	Source	Loads		Amount (Tons)
Soil Fill	Walden Ave Stockpile	57		1140
			Total Stone Delivered (Tons)	1140

Exported Material:

Material	Destination	Loads
Contaminated Soil	Tonawanda Landfill	4
	Total Material Hauled - Approx. (Tons)	**80**
	Total Material Hauled - Approx. (Tons)	**0**

Photo Log

Site: Pilgrim Village-Family Site (915362)

Date: Tuesday, April 5, 2022

Site raised to grade. Looking east.

Exposed gas line. Looking southwest.

Importing dirt fill from approved stockpile. Looking southeast.

Excavating at northwest corner of site. Looking northeast.

BRYDGES ENGINEERING
IN ENVIRONMENT AND ENERGY, DPC

Date: Tuesday, April 5, 2022

Site Name: Pilgrim Village-Family Site (915362)

Upwind Data		Downwind Data			Delta
Time	PM10 15min Average (µg/m³)	Time	PM10 15min Average (µg/m³)	VOC 15min Average (ppm)	PM10 15min Average (µg/m³)
		4/5/2022 8:20	27.7	0.0	27.7
4/5/2022 8:30	0.1	4/5/2022 8:30	21	0.0	20.9
4/5/2022 8:40	0	4/5/2022 8:40	19	0.0	19
4/5/2022 8:50	0	4/5/2022 8:50	17.1	0.0	17.1
4/5/2022 9:00	0	4/5/2022 9:00	16.5	0.0	16.5
4/5/2022 9:10	0.2	4/5/2022 9:10	16.2	0.0	16
4/5/2022 9:20	0.3	4/5/2022 9:20	13.9	0.0	13.6
4/5/2022 9:30	0.6	4/5/2022 9:30	12.1	0.0	11.5
4/5/2022 9:40	0.2	4/5/2022 9:40	13.1	0.0	12.9
4/5/2022 9:50	1.9	4/5/2022 9:50	15.6	0.0	13.7
4/5/2022 10:00	5.6	4/5/2022 10:00	19.3	0.0	13.7
4/5/2022 10:10	2	4/5/2022 10:10	21.8	0.0	19.8
4/5/2022 10:20	1.8	4/5/2022 10:20	36.6	0.0	34.8
4/5/2022 10:30	0.9	4/5/2022 10:30	53.2	0.0	52.3
4/5/2022 10:40	1.1	4/5/2022 10:40	26.5	0.0	25.4
4/5/2022 10:50	0.7	4/5/2022 10:50	16.3	0.0	15.6
4/5/2022 11:00	1	4/5/2022 11:00	28.3	0.0	27.3
4/5/2022 11:10	1.9	4/5/2022 11:10	21.2	0.0	19.3
4/5/2022 11:20	1.9	4/5/2022 11:20	22.5	0.0	20.6
4/5/2022 11:30	6.3	4/5/2022 11:30	24	0.0	17.7
4/5/2022 11:40	0.2	4/5/2022 11:40	15.6	0.0	15.4
4/5/2022 11:50	0.2	4/5/2022 11:50	18.8	0.0	18.6
4/5/2022 12:00	0.4	4/5/2022 12:00	46	0.0	45.6
4/5/2022 12:10	1	4/5/2022 12:10	13.3	0.0	12.3
4/5/2022 12:20	2.4	4/5/2022 12:20	19	0.0	16.6
4/5/2022 12:30	5.3	4/5/2022 12:30	12.4	0.0	7.1
4/5/2022 12:40	8.2	4/5/2022 12:40	17.7	0.0	9.5
4/5/2022 12:50	8.3	4/5/2022 12:50	20.9	0.0	12.6
4/5/2022 13:00	13.5	4/5/2022 13:00	6.3	0.0	-7.2
4/5/2022 13:10	37.5	4/5/2022 13:10	6.4	0.0	-31.1
4/5/2022 13:20	22.9	4/5/2022 13:20	6.7	0.0	-16.2
4/5/2022 13:30	7.3	4/5/2022 13:30	5.9	0.0	-1.4
4/5/2022 13:40	1.8	4/5/2022 13:40	7.6	0.0	5.8
4/5/2022 13:50	2	4/5/2022 13:50	7	0.0	5
4/5/2022 14:00	1.1	4/5/2022 14:00	8.4	0.0	7.3
4/5/2022 14:10	0.9	4/5/2022 14:10	10.5	0.0	9.6
4/5/2022 14:20	7.6	4/5/2022 14:20	9.7	0.0	2.1
4/5/2022 14:30	28.4	4/5/2022 14:30	18.8	0.0	-9.6
4/5/2022 14:40	63.1	4/5/2022 14:40	46.5	0.0	-16.6
4/5/2022 14:50	36.5	4/5/2022 14:50	45.9	0.0	9.4
4/5/2022 15:00	24.7	4/5/2022 15:00	18.6	0.0	-6.1
4/5/2022 15:10	22.5	4/5/2022 15:10	12.9	0.0	-9.6
					0
					0
					0
					0
					0

*****Particulate Threshold PM 10 15minute average = 100µg/m³ above background***

BRYDGES ENGINEERING
IN ENVIRONMENT AND ENERGY, DPC

Site Name: Pilgrim Village-Family Site (915362) **Date:** Tuesday, April 5, 2022

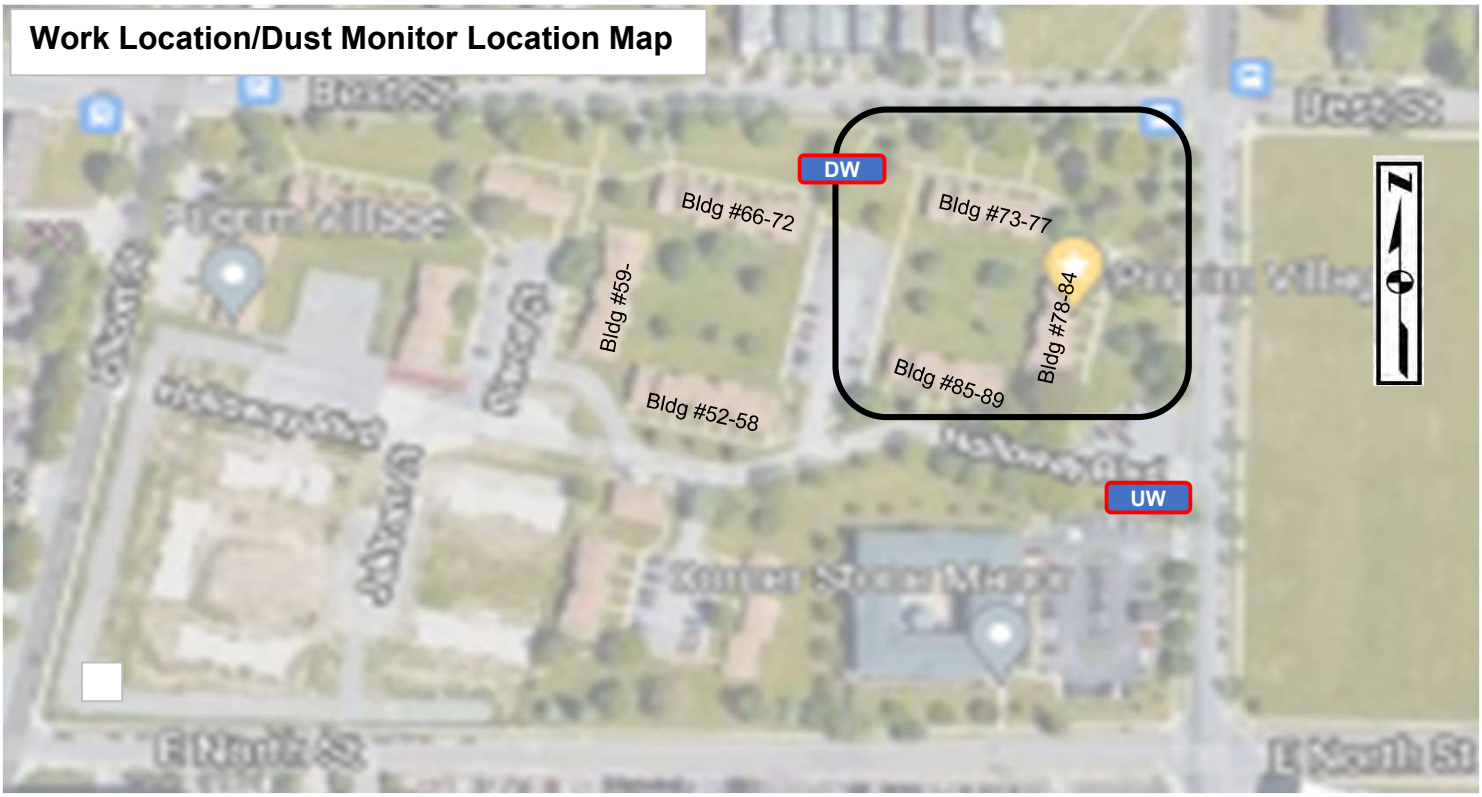

LEGEND

- UW — Dust Monitor Location (Upwind)
- DW — Dust Monitor Location (Downwind)
- Work Location

BRYDGES ENGINEERING
IN ENVIRONMENT AND ENERGY, DPC

960 Busti Ave.
Buffalo, New York 14213

DAILY FIELD REPORT

Date:	Wednesday, April 6, 2022
Site Name:	Pilgrim Village-Family Site (915362)
Location:	1100 Michigan Ave., Buffalo
Contractor-Subcontrators:	Kulbacks - Empire Building Diagnostics (EBD)
Weather Conditions:	Cloudy 47 Deg F Wind: N 5mph

Description of Work Performed:

Importing and placing soil fill from approved stockpile on Walden Ave.

Excavating along north property line so we can pull sidewall samples. Due to the proximity of the building to the property line, it was necessary to excavate past the property line. Sidewall samples of off site material will be submitted to DEC.

Dust Monitors were operating, no indication of dust.

(Use attached sheet for additional work description)

Problems/Observations Noted:

Health and Safety Monitoring:
None

Contractor Work Force:	Kulbacks: 1 Superintendant 3 operators
Contractor Equipment:	Kulbacks: 2 excavators, 2 dozers, 1 skidsteer, 2 rollers
Attachments:	Daily Photolog, Air Monitoring Report, Work Location Map
Inspector's Name:	Libby Broderick

BRYDGES ENGINEERING
IN ENVIRONMENT AND ENERGY, DPC

960 Busti Ave.
Buffalo, New York 14213

DAILY FIELD REPORT

Date:	Wednesday, April 6, 2022
Site Name:	Pilgrim Village-Family Site (915362)
Location:	1100 Michigan Ave., Buffalo

Description of Work Performed (cont):

Materials Import/Export

Imported Material:

Material	Source	Loads		Amount (Tons)
Soil Fill	Walden Ave Stockpile	49		980
			Total Stone Delivered (Tons)	980

Exported Material:

Material	Destination	Loads
	Total Material Hauled - Approx. (Tons)	**0**
	Total Material Hauled - Approx. (Tons)	**0**

Photo Log

Site: **Pilgrim Village-Family Site (915362)** **Date:** **Wednesday, April 6, 2022**

Footers for building poured, and stone placed inside building. Looking east.

Area outside building filled and rolled. Looking east.

BRYDGES ENGINEERING
IN ENVIRONMENT AND ENERGY, DPC

Date: Wednesday, April 6, 2022

Site Name: Pilgrim Village-Family Site (915362)

Upwind Data		Downwind Data			Delta
Time	PM10 15min Average (µg/m³)	Time	PM10 15min Average (µg/m³)	VOC 15min Average (ppm)	PM10 15min Average (µg/m³)
4/6/2022 8:20	0	4/6/2022 8:20	22.5	0.0	22.5
4/6/2022 8:30	7.5	4/6/2022 8:30	20.5	0.0	13
4/6/2022 8:40	12.9	4/6/2022 8:40	29	0.0	16.1
4/6/2022 8:50	9.2	4/6/2022 8:50	29.4	0.0	20.2
4/6/2022 9:00	13.9	4/6/2022 9:00	23.5	0.0	9.6
4/6/2022 9:10	6.7	4/6/2022 9:10	20.9	0.0	14.2
4/6/2022 9:20	9.7	4/6/2022 9:20	20.9	0.0	11.2
4/6/2022 9:30	22	4/6/2022 9:30	18.2	0.0	-3.8
4/6/2022 9:40	37.1	4/6/2022 9:40	15.7	0.0	-21.4
4/6/2022 9:50	52.4	4/6/2022 9:50	17	0.0	-35.4
4/6/2022 10:00	35.8	4/6/2022 10:00	16.9	0.0	-18.9
4/6/2022 10:10	36.8	4/6/2022 10:10	12.8	0.0	-24
4/6/2022 10:20	11.5	4/6/2022 10:20	16.5	0.0	5
4/6/2022 10:30	4.5	4/6/2022 10:30	12.4	0.0	7.9
4/6/2022 10:40	6.9	4/6/2022 10:40	9.8	0.0	2.9
4/6/2022 10:50	4.7	4/6/2022 10:50	8.2	0.0	3.5
4/6/2022 11:00	9.8	4/6/2022 11:00	6.5	0.0	-3.3
4/6/2022 11:10	11.9	4/6/2022 11:10	17.1	0.0	5.2
4/6/2022 11:20	13.6	4/6/2022 11:20	20.6	0.0	7
4/6/2022 11:30	10.5	4/6/2022 11:30	14.2	0.0	3.7
4/6/2022 11:40	16	4/6/2022 11:40	10.1	0.0	-5.9
4/6/2022 11:50	29.4	4/6/2022 11:50	9.3	0.0	-20.1
4/6/2022 12:00	97.7	4/6/2022 12:00	12.3	0.0	-85.4
4/6/2022 12:10	151.8	4/6/2022 12:10	11.3	0.0	-140.5
4/6/2022 12:20	137.1	4/6/2022 12:20	9.5	0.0	-127.6
4/6/2022 12:30	45.5	4/6/2022 12:30	7.3	0.0	-38.2
4/6/2022 12:40	38.7	4/6/2022 12:40	7.3	0.0	-31.4
4/6/2022 12:50	7.9	4/6/2022 12:50	7.5	0.0	-0.4
4/6/2022 13:00	6.6	4/6/2022 13:00	69.9	0.0	63.3
4/6/2022 13:10	23.3	4/6/2022 13:10	116.2	0.0	92.9
4/6/2022 13:20	63.7	4/6/2022 13:20	18.1	0.0	-45.6
4/6/2022 13:30	39.1	4/6/2022 13:30	15.1	0.0	-24
4/6/2022 13:40	4.4	4/6/2022 13:40	30.1	0.0	25.7
4/6/2022 13:50	1.9	4/6/2022 13:50	69.3	0.0	67.4
4/6/2022 14:00	2.3	4/6/2022 14:00	27.3	0.0	25
4/6/2022 14:10	4.7	4/6/2022 14:10	23.7	0.0	19
4/6/2022 14:20	7	4/6/2022 14:20	60.7	0.0	53.7
4/6/2022 14:30	4.7	4/6/2022 14:30	30.4	0.0	25.7
4/6/2022 14:40	11	4/6/2022 14:40	32.1	0.0	21.1
4/6/2022 14:50	9.3	4/6/2022 14:50	87.4	0.0	78.1
4/6/2022 15:00	11.6	4/6/2022 15:00	112.3	0.0	100.7
4/6/2022 15:10	3.1	4/6/2022 15:10	41.4	0.0	38.3
4/6/2022 15:20	5.7	4/6/2022 15:20	34.4	0.0	28.7
					0
					0
					0
					0

*****Particulate Threshold PM 10 15minute average = 100µg/m³ above background***

BRYDGES ENGINEERING
IN ENVIRONMENT AND ENERGY, DPC

Site Name: Pilgrim Village-Family Site (915362) **Date:** Wednesday, April 6, 2022

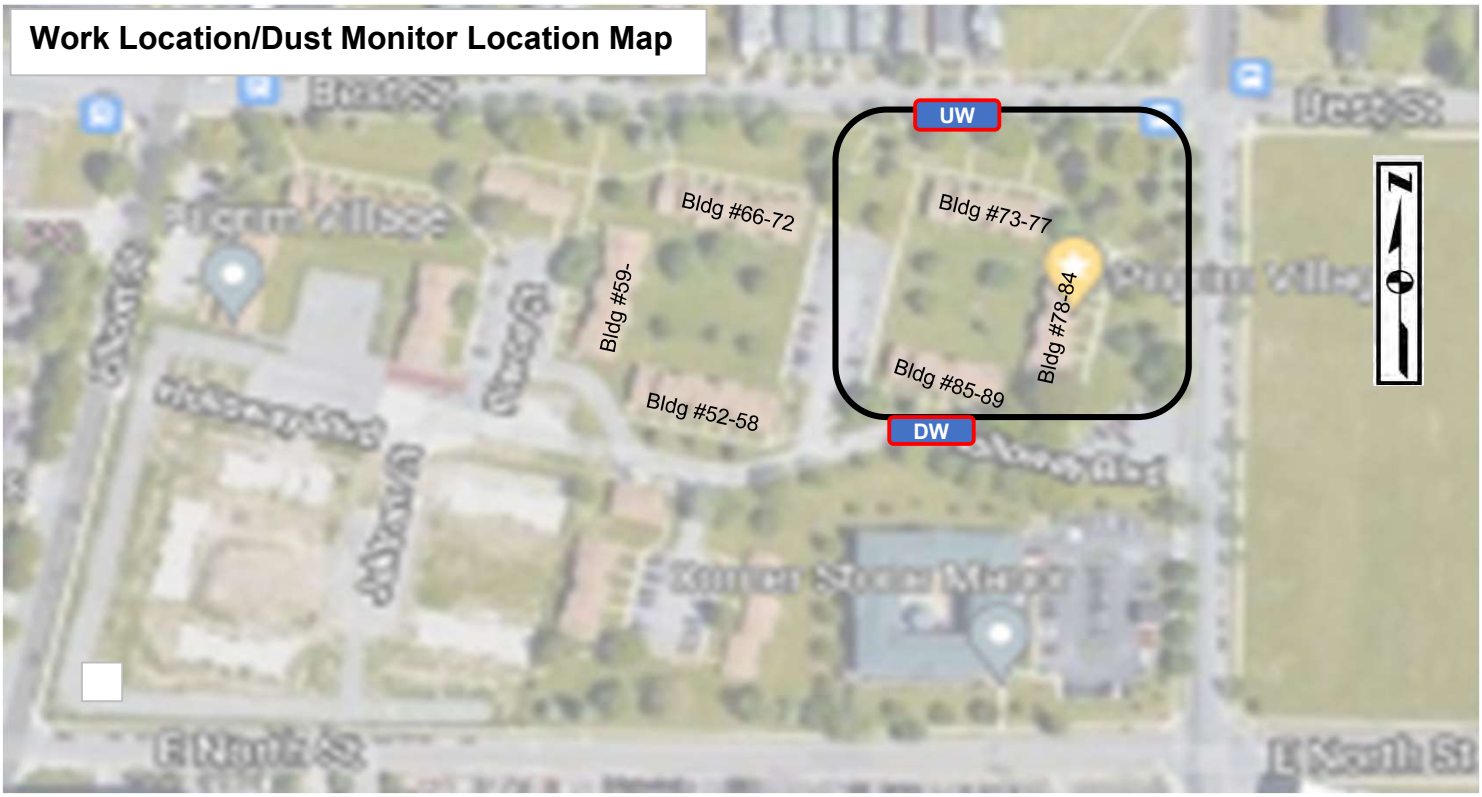

LEGEND

- UW — Dust Monitor Location (Upwind)
- DW — Dust Monitor Location (Downwind)
- Work Location

960 Busti Ave.
Buffalo, New York 14213

DAILY FIELD REPORT

Date:	Thursday, April 7, 2022
Site Name:	Pilgrim Village-Family Site (915362)
Location:	1100 Michigan Ave., Buffalo
Contractor-Subcontrators:	Kulbacks, Federowicz Concrete
Weather Conditions:	Lt. Rain 43 Deg F Wind: SW 6mph

Description of Work Performed:

No material being hauled in or out today.

Concrete crew forming footers for builing.

Swept roads on Michigan and Holloway Blvd. (driveway).

Crew moving, placing stone and compacting for builing footers.

Dust Monitors were operating, no indication of dust.

(Use attached sheet for additional work description)

Problems/Observations Noted:

Health and Safety Monitoring:
None

Contractor Work Force:	Kulbacks: 1 Superintendant 3 operators
Contractor Equipment:	Kulbacks: 2 excavators, 2 dozers, 1 skidsteer, 2 rollers
Attachments:	Daily Photolog, Air Monitoring Report, Work Location Map
Inspector's Name:	Libby Broderick

960 Busti Ave.
Buffalo, New York 14213

DAILY FIELD REPORT

Date:	Thursday, April 7, 2022
Site Name:	Pilgrim Village-Family Site (915362)
Location:	1100 Michigan Ave., Buffalo

Description of Work Performed (cont):

Materials Import/Export
Imported Material:

Material			Loads		Amount (Tons)
				Total Stone Delivered (Tons)	0

Exported Material:

Material	Destination	Loads
	Total Material Hauled - Approx. (Tons)	**0**
	Total Material Hauled - Approx. (Tons)	**0**

Photo Log

Site: Pilgrim Village-Family Site (915362) **Date:** Thursday, April 7, 2022

Concrete crew forming footers. Looking east.

Light rain today. Looking north.

Site filled with soil and compacted. Looking northeast.

Area outside building filled and compacted. Looking east.

BRYDGES ENGINEERING
IN ENVIRONMENT AND ENERGY, DPC

Date: Thursday, April 7, 2022

Site Name: Pilgrim Village-Family Site (915362)

Upwind Data		Downwind Data			Delta
Time	PM10 15min Average (µg/m³)	Time	PM10 15min Average (µg/m³)	VOC 15min Average (ppm)	PM10 15min Average (µg/m³)
4/7/2022 8:00	11.6			0.0	-11.6
4/7/2022 8:10	11.4	4/7/2022 8:10	20	0.0	8.6
4/7/2022 8:20	11.3	4/7/2022 8:20	22.8	0.0	11.5
4/7/2022 8:30	10.8	4/7/2022 8:30	19.7	0.0	8.9
4/7/2022 8:40	8.2	4/7/2022 8:40	16.4	0.0	8.2
4/7/2022 8:50	11	4/7/2022 8:50	18	0.0	7
4/7/2022 9:00	9.9	4/7/2022 9:00	19.7	0.0	9.8
4/7/2022 9:10	11.3	4/7/2022 9:10	18	0.0	6.7
4/7/2022 9:20	7.5	4/7/2022 9:20	16	0.0	8.5
4/7/2022 9:30	7.6	4/7/2022 9:30	13.4	0.0	5.8
4/7/2022 9:40	6.1	4/7/2022 9:40	11.4	0.0	5.3
4/7/2022 9:50	6.3	4/7/2022 9:50	11.6	0.0	5.3
4/7/2022 10:00	7.5	4/7/2022 10:00	10.9	0.0	3.4
4/7/2022 10:10	6.4	4/7/2022 10:10	11	0.0	4.6
4/7/2022 10:20	5.8	4/7/2022 10:20	9.5	0.0	3.7
4/7/2022 10:30	6.1	4/7/2022 10:30	9.6	0.0	3.5
4/7/2022 10:40	5.7	4/7/2022 10:40	9	0.0	3.3
4/7/2022 10:50	4.8	4/7/2022 10:50	9.1	0.0	4.3
4/7/2022 11:00	4.8	4/7/2022 11:00	8.6	0.0	3.8
4/7/2022 11:10	5.7	4/7/2022 11:10	8.4	0.0	2.7
4/7/2022 11:20	6.6	4/7/2022 11:20	10.3	0.0	3.7
4/7/2022 11:30	5.8	4/7/2022 11:30	8.3	0.0	2.5
4/7/2022 11:40	7.1	4/7/2022 11:40	7.2	0.0	0.1
4/7/2022 11:50	10.4	4/7/2022 11:50	9.8	0.0	-0.6
4/7/2022 12:00	23.1	4/7/2022 12:00	14.9	0.0	-8.2
4/7/2022 12:10	13.3	4/7/2022 12:10	12.8	0.0	-0.5
4/7/2022 12:20	7.2	4/7/2022 12:20	11.8	0.0	4.6
4/7/2022 12:30	7.6	4/7/2022 12:30	11.6	0.0	4
4/7/2022 12:40	8.1	4/7/2022 12:40	13.2	0.0	5.1
4/7/2022 12:50	8.8	4/7/2022 12:50	12	0.0	3.2
4/7/2022 13:00	9.6	4/7/2022 13:00	13.6	0.0	4
4/7/2022 13:10	11.4	4/7/2022 13:10	15.8	0.0	4.4
4/7/2022 13:20	11.8	4/7/2022 13:20	16.5	0.0	4.7
4/7/2022 13:30	8.9	4/7/2022 13:30	14.7	0.0	5.8
4/7/2022 13:40	7.9	4/7/2022 13:40	11.1	0.0	3.2
4/7/2022 13:50	9.6	4/7/2022 13:50	12.7	0.0	3.1
4/7/2022 14:00	8.2	4/7/2022 14:00	11	0.0	2.8
4/7/2022 14:10	7.5	4/7/2022 14:10	12.7	0.0	5.2
4/7/2022 14:20	9.4	4/7/2022 14:20	11.8	0.0	2.4
4/7/2022 14:30	10.4	4/7/2022 14:30	13.9	0.0	3.5
4/7/2022 14:40	9.6	4/7/2022 14:40	16.3	0.0	6.7
4/7/2022 14:50	8.3	4/7/2022 14:50	15.3	0.0	7
4/7/2022 15:00	10.6	4/7/2022 15:00	13.9	0.0	3.3
4/7/2022 15:10	11.8	4/7/2022 15:10	14.2	0.0	2.4
4/7/2022 15:20	11.8	4/7/2022 15:20	17.6	0.0	5.8
4/7/2022 15:30	11.5				-11.5
					0

*****Particulate Threshold PM 10 15minute average = 100µg/m³ above background***

BRYDGES ENGINEERING
IN ENVIRONMENT AND ENERGY, DPC

Site Name: Pilgrim Village-Family Site (915362) **Date:** Thursday, April 7, 2022

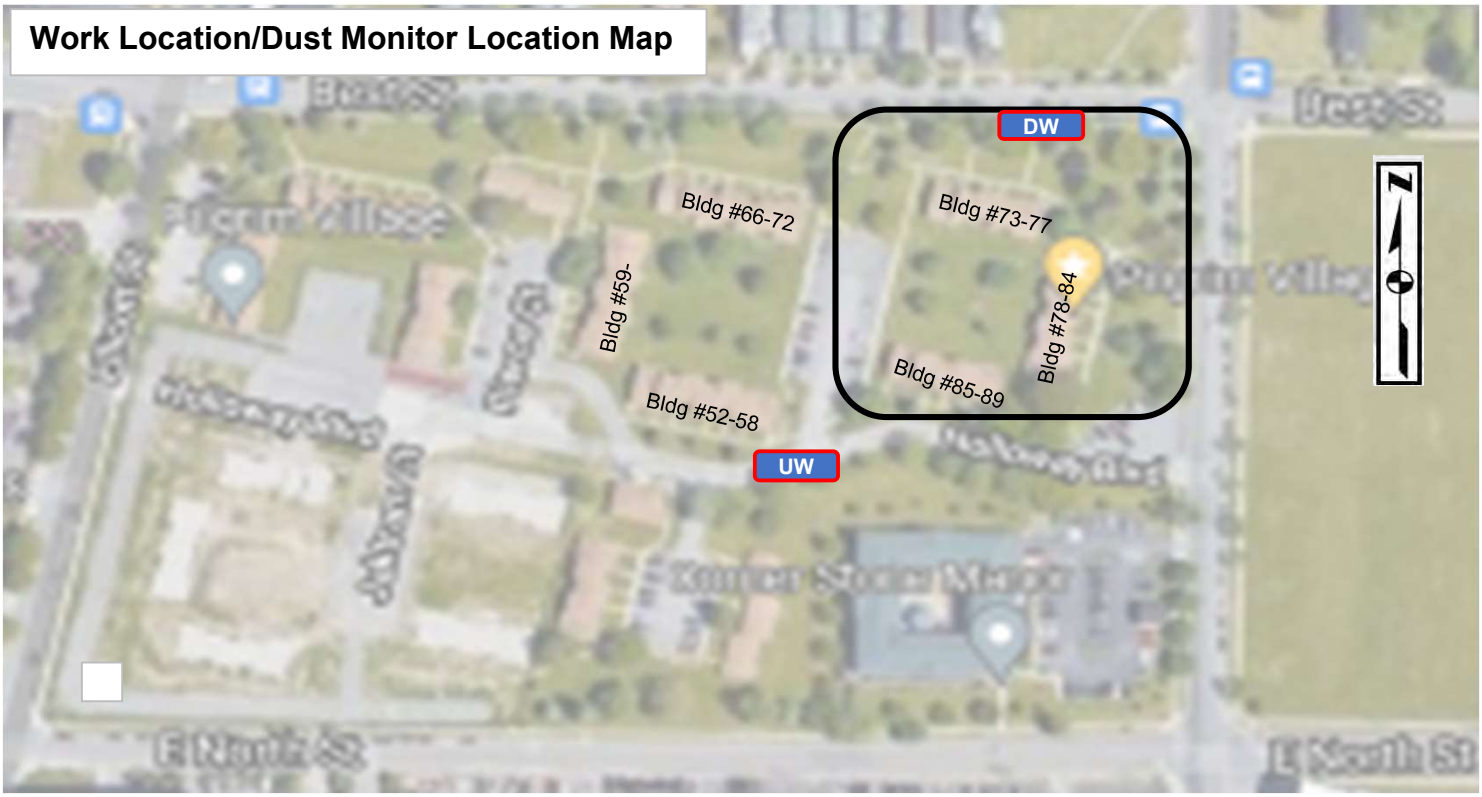

LEGEND

- UW — Dust Monitor Location (Upwind)
- DW — Dust Monitor Location (Downwind)
- Work Location

BRYDGES ENGINEERING
IN ENVIRONMENT AND ENERGY, DPC

960 Busti Ave.
Buffalo, New York 14213

DAILY FIELD REPORT

Date:	Friday, April 8, 2022
Site Name:	Pilgrim Village-Family Site (915362)
Location:	1100 Michigan Ave., Buffalo
Contractor-Subcontrators:	Kulbacks, Federowicz Concrete
Weather Conditions:	Partly Cloudy 38 Deg F Wind: SW 6mph

Description of Work Performed:

Importing dirt from approved stockpile on Walden Ave.

Concrete crew is forming walls for building.

Kulbacks crew is moving stone to build haul road to access the interior of the building.

Dust Monitors were operating, no indication of dust.

(Use attached sheet for additional work description)

Problems/Observations Noted:

Health and Safety Monitoring:
None

Contractor Work Force:	Kulbacks: 1 Superintendant 3 operators
Contractor Equipment:	Kulbacks: 2 excavators, 2 dozers, 1 skidsteer, 2 rollers
Attachments:	Daily Photolog, Air Monitoring Report, Work Location Map
Inspector's Name:	Libby Broderick

BRYDGES ENGINEERING
IN ENVIRONMENT AND ENERGY, DPC

960 Busti Ave.
Buffalo, New York 14213

DAILY FIELD REPORT

Date:	Friday, April 8, 2022
Site Name:	Pilgrim Village-Family Site (915362)
Location:	1100 Michigan Ave., Buffalo

Description of Work Performed (cont):

Materials Import/Export

Imported Material:

Material	Source	Loads		Amount (Tons)
Soil Fill		32		640
			Total Stone Delivered (Tons)	640

Exported Material:

Material	Destination	Loads
	Total Material Hauled - Approx. (Tons)	**0**
	Total Material Hauled - Approx. (Tons)	**0**

Photo Log

Site: Pilgrim Village-Family Site (915362)

Date: Friday, April 8, 2022

Concrete crew is forming walls for building. Looking southeast.

Concrete crew is forming walls for building. Looking east.

Using stone to build haul road to access interior of building. Looking southeast.

Using dirt backfill in areas outside the building footprint. Looking southeast.

BRYDGES ENGINEERING
IN ENVIRONMENT AND ENERGY, DPC

Date: Friday, April 8, 2022

Site Name: Pilgrim Village-Family Site (915362)

Upwind Data		Downwind Data			Delta
Time	PM10 15min Average (µg/m³)	Time	PM10 15min Average (µg/m³)	VOC 15min Average (ppm)	PM10 15min Average (µg/m³)
4/8/2022 7:50	4.3	4/8/2022 7:50	8.1	0.0	3.8
4/8/2022 8:00	2.7	4/8/2022 8:00	6.8	0.0	4.1
4/8/2022 8:10	6.6	4/8/2022 8:10	8.4	0.0	1.8
4/8/2022 8:20	7	4/8/2022 8:20	8.1	0.0	1.1
4/8/2022 8:30	9.3	4/8/2022 8:30	5.8	0.0	-3.5
4/8/2022 8:40	4.6	4/8/2022 8:40	9.1	0.0	4.5
4/8/2022 8:50	4.2	4/8/2022 8:50	9.8	0.0	5.6
4/8/2022 9:00	4.9	4/8/2022 9:00	11	0.0	6.1
4/8/2022 9:10	3	4/8/2022 9:10	11	0.0	8
4/8/2022 9:20	3.9	Reboot Equip.			-3.9
4/8/2022 9:30	3.6	4/8/2022 9:30	7.4	0.0	3.8
4/8/2022 9:40	3.2	4/8/2022 9:40	14.8	0.0	11.6
4/8/2022 9:50	3.9	4/8/2022 9:50	8	0.0	4.1
4/8/2022 10:00	5.2	4/8/2022 10:00	9.6	0.0	4.4
4/8/2022 10:10	5.7	4/8/2022 10:10	8	0.0	2.3
4/8/2022 10:20	6.8	4/8/2022 10:20	8	0.0	1.2
4/8/2022 10:30	5.3	4/8/2022 10:30	7.3	0.0	2
4/8/2022 10:40	3.8	4/8/2022 10:40	6.4	0.0	2.6
4/8/2022 10:50	3.8	4/8/2022 10:50	6.9	0.0	3.1
4/8/2022 11:00	3.3	4/8/2022 11:00	8.9	0.0	5.6
4/8/2022 11:10	8	4/8/2022 11:10	11.8	0.0	3.8
4/8/2022 11:20	8.2	4/8/2022 11:20	12.8	0.0	4.6
4/8/2022 11:30	6.2	4/8/2022 11:30	14.6	0.0	8.4
4/8/2022 11:40	6.9	4/8/2022 11:40	16.7	0.0	9.8
4/8/2022 11:50	6.5	4/8/2022 11:50	10.2	0.0	3.7
4/8/2022 12:00	10.7	4/8/2022 12:00	13.9	0.0	3.2
4/8/2022 12:10	13.5	4/8/2022 12:10	23.6	0.0	10.1
4/8/2022 12:20	8.7	4/8/2022 12:20	20	0.0	11.3
4/8/2022 12:30	5.1	4/8/2022 12:30	14.2	0.0	9.1
4/8/2022 12:40	6.8	4/8/2022 12:40	6.2	0.0	-0.6
4/8/2022 12:50	5.6	4/8/2022 12:50	7.4	0.0	1.8
4/8/2022 13:00	8.8	4/8/2022 13:00	14.4	0.0	5.6
4/8/2022 13:10	8.6	4/8/2022 13:10	15.2	0.0	6.6
4/8/2022 13:20	9.2	4/8/2022 13:20	12.2	0.0	3
4/8/2022 13:30	8.7	4/8/2022 13:30	10.1	0.0	1.4
4/8/2022 13:40	6.9	4/8/2022 13:40	11.3	0.0	4.4
4/8/2022 13:50	12	4/8/2022 13:50	8.2	0.0	-3.8
4/8/2022 14:00	11.8	4/8/2022 14:00	8.8	0.0	-3
4/8/2022 14:10	15.4	4/8/2022 14:10	7.8	0.0	-7.6
4/8/2022 14:20	15.7	4/8/2022 14:20	10.9	0.0	-4.8
4/8/2022 14:30	101.8	4/8/2022 14:30	11.2	0.0	-90.6
4/8/2022 14:40	7.1	4/8/2022 14:40	6.6	0.0	-0.5
4/8/2022 14:50	4.4	4/8/2022 14:50	9.8	0.0	5.4
4/8/2022 15:00	14.1	4/8/2022 15:00	14.1	0.0	0
4/8/2022 15:10	20.4	4/8/2022 15:10	12.8	0.0	-7.6
		4/8/2022 15:20	5.9	0.0	5.9
					0

*****Particulate Threshold PM 10 15minute average = 100µg/m³ above background***

BRYDGES ENGINEERING
IN ENVIRONMENT AND ENERGY, DPC

Site Name: Pilgrim Village-Family Site (915362) **Date:** Friday, April 8, 2022

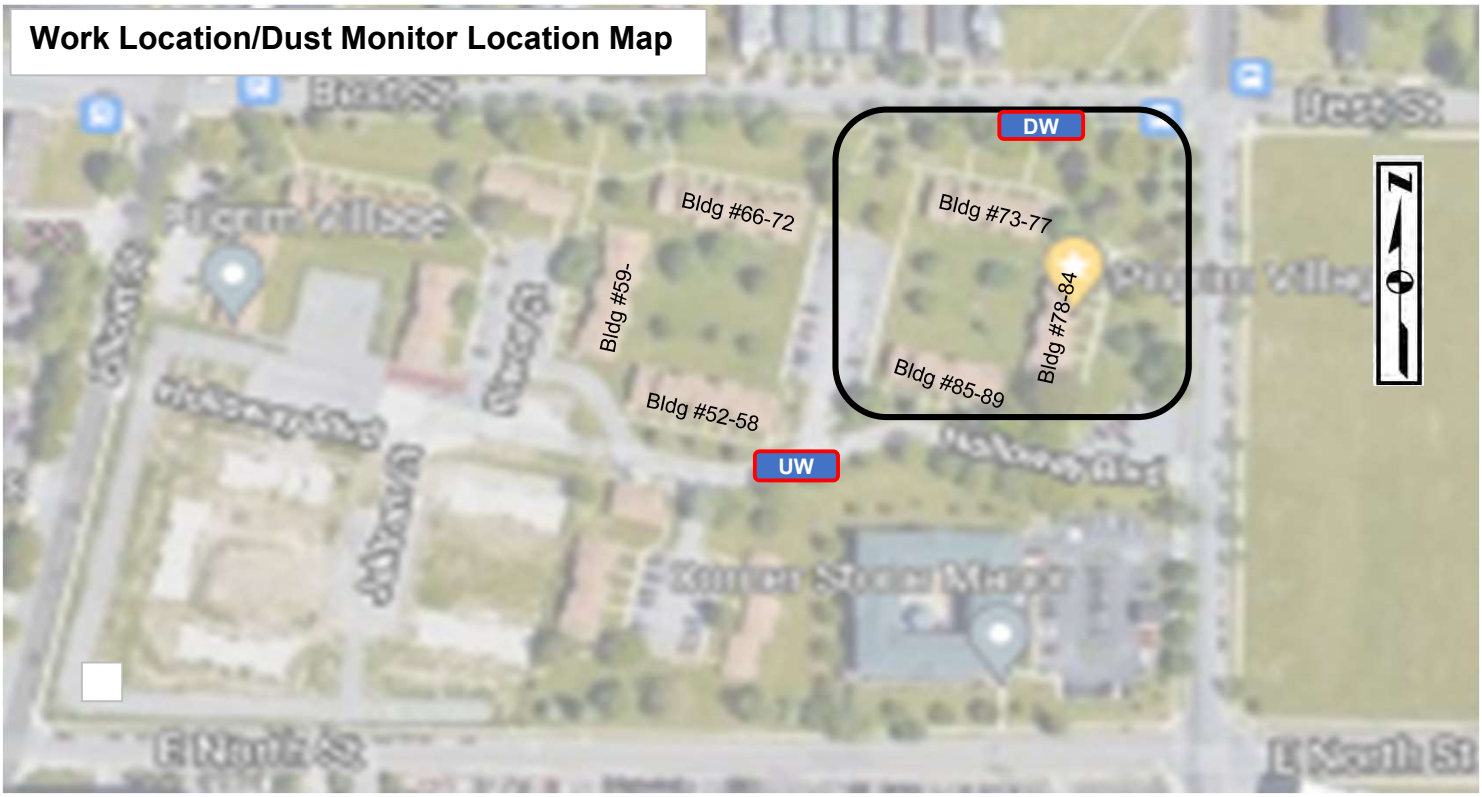

LEGEND

- UW — Dust Monitor Location (Upwind)
- DW — Dust Monitor Location (Downwind)
- Work Location

960 Busti Ave.
Buffalo, New York 14213

DAILY FIELD REPORT

Date:	Monday, April 11, 2022
Site Name:	Pilgrim Village - Family Site (915362)
Location:	1100 Michigan Ave., Buffalo
Contractor-Subcontrators:	Kulbacks - Empire Building Diagnostics (EBD)
Weather Conditions:	Partly Cloudy 31 Deg F Wind: SE 8mph

Description of Work Performed:

Importing clean fill from approved off site stockpile.

Concrete crew is forming and pouring walls for new building.

DEC PM, Ben McPherson visited the site at 2:45pm.

(Use attached sheet for additional work description)

Problems/Observations Noted:
None

Health and Safety Monitoring:
None

Contractor Work Force:	Kulbacks: 1 Superintendant 3 operators
Contractor Equipment:	Kulbacks: 2 excavators, 2 dozers, 1 skidsteer, 2 rollers
Attachments:	Daily Photolog, Air Monitoring Report, Work Location Map
Inspector's Name:	Sydney Deck

BRYDGES ENGINEERING
IN ENVIRONMENT AND ENERGY, DPC

960 Busti Ave.
Buffalo, New York 14213

DAILY FIELD REPORT

Date:	Monday, April 11, 2022
Site Name:	Pilgrim Village - Family Site (915362)
Location:	1100 Michigan Ave., Buffalo

Description of Work Performed (cont):

Materials Import/Export

Imported Material:

Material	Truck #		Loads		Amount (Tons)
				Total Stone Delivered (Tons)	0

Exported Material:

Material	Destination	Loads
	Total Material Hauled - Approx. (Tons)	**0**
	Total Material Hauled - Approx. (Tons)	**0**

Photo Log

Site: **Pilgrim Village - Family Site (915362)** **Date:** **Monday, April 11, 2022**

Northwest facing corner where excavating/soil removal is in progress

Concrete foundation debris. Looking southwest.

Excavating contaminated soil on north end of site. Looking east.

BRYDGES ENGINEERING
IN ENVIRONMENT AND ENERGY, DPC

Date: Monday, April 11, 2022

Site Name: Pilgrim Village - Family Site (915362)

Upwind Data		Downwind Data			Delta
Time	PM10 15min Average (µg/m³)	Time	PM10 15min Average (µg/m³)	VOC 15min Average (ppm)	PM10 15min Average (µg/m³)
		4/11/2022 7:50	27.3	0.0	27.3
		4/11/2022 8:00	40.9	0.0	40.9
4/11/2022 8:10	0.3	4/11/2022 8:10	28.1	0.0	27.8
4/11/2022 8:20	1.3	4/11/2022 8:20	14.9	0.0	13.6
4/11/2022 8:30	5.8	4/11/2022 8:30	24.3	0.0	18.5
4/11/2022 8:40	10.4	4/11/2022 8:40	54.4	0.0	44
4/11/2022 8:50	14.9	4/11/2022 8:50	57.4	0.0	42.5
4/11/2022 9:00	7.8	4/11/2022 9:00	44.8	0.0	37
4/11/2022 9:10	11.6	4/11/2022 9:10	44.8	0.0	33.2
4/11/2022 9:20	7.6	4/11/2022 9:20	53.9	0.0	46.3
4/11/2022 9:30	12.6	4/11/2022 9:30	8.8	0.0	-3.8
4/11/2022 9:40	14.6	4/11/2022 9:40	7.2	0.0	-7.4
4/11/2022 9:50	3.1	4/11/2022 9:50	10.1	0.0	7
4/11/2022 10:00	22.1	4/11/2022 10:00	11.5	0.0	-10.6
4/11/2022 10:10	28.7	4/11/2022 10:10	9.4	0.0	-19.3
4/11/2022 10:20	20.4	4/11/2022 10:20	5.1	0.0	-15.3
4/11/2022 10:30	23.7	4/11/2022 10:30	7.7	0.0	-16
4/11/2022 10:40	20.5	4/11/2022 10:40	7.6	0.0	-12.9
4/11/2022 10:50	3.9	4/11/2022 10:50	6	0.0	2.1
4/11/2022 11:00	11.8	4/11/2022 11:00	9.4	0.0	-2.4
4/11/2022 11:10	11.9	4/11/2022 11:10	22.8	0.0	10.9
4/11/2022 11:20	14	4/11/2022 11:20	48.8	0.0	34.8
4/11/2022 11:30	12	4/11/2022 11:30	70.5	0.0	58.5
4/11/2022 11:40	26.2	4/11/2022 11:40	125.1	0.0	98.9
4/11/2022 11:50	15.1	4/11/2022 11:50	90.1	0.0	75
4/11/2022 12:00	18.1	4/11/2022 12:00	11.5	0.0	-6.6
4/11/2022 12:10	22.6	4/11/2022 12:10	28.8	0.0	6.2
4/11/2022 12:20	19.6	4/11/2022 12:20	119.2	0.0	99.6
4/11/2022 12:30	19.7	4/11/2022 12:30	15.4	0.0	-4.3
4/11/2022 12:40	11.5	4/11/2022 12:40	8.4	0.0	-3.1
4/11/2022 12:50	31.4	4/11/2022 12:50	15.9	0.0	-15.5
4/11/2022 13:00	30.8	4/11/2022 13:00	16.2	0.0	-14.6
4/11/2022 13:10	26.4	4/11/2022 13:10	11.7	0.0	-14.7
4/11/2022 13:20	33.7	4/11/2022 13:20	13.1	0.0	-20.6
4/11/2022 13:30	15.3	4/11/2022 13:30	10.5	0.0	-4.8
4/11/2022 13:40	38.7	4/11/2022 13:40	12.4	0.0	-26.3
4/11/2022 13:50	35	4/11/2022 13:50	13.1	0.0	-21.9
4/11/2022 14:00	27.1	4/11/2022 14:00	8.4	0.0	-18.7
4/11/2022 14:10	36	4/11/2022 14:10	9.6	0.0	-26.4
4/11/2022 14:20	20.4	4/11/2022 14:20	10.4	0.0	-10
					0
					0
					0
					0
					0
					0
					0

*****Particulate Threshold PM 10 15minute average = 100µg/m³ above background***

BRYDGES ENGINEERING
IN ENVIRONMENT AND ENERGY, DPC

Site Name: Pilgrim Village - Family Site (915362) **Date:** Monday, April 11, 2022

Work Location/Dust Monitor Location

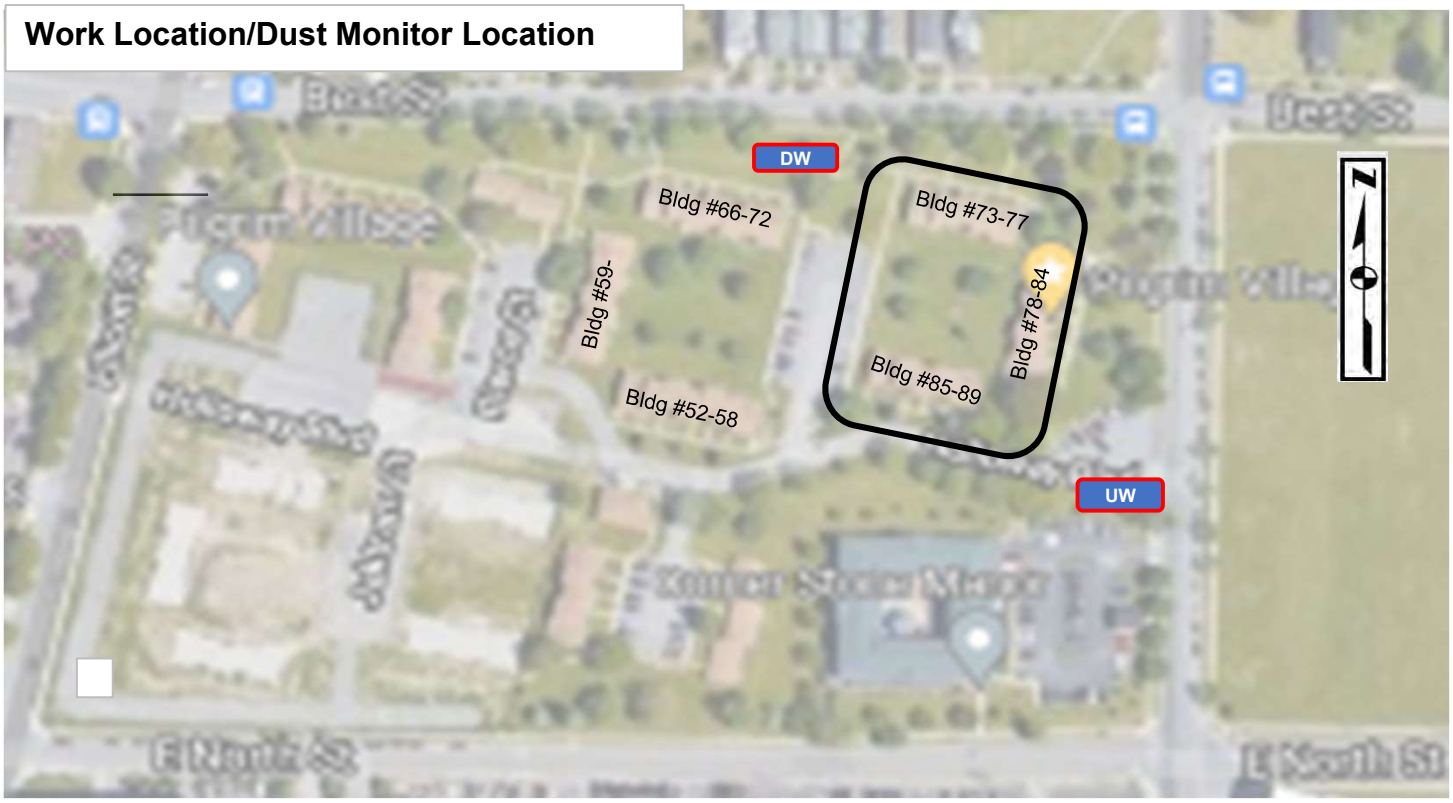

LEGEND

- UW — Dust Monitor Location (Upwind)
- DW — Dust Monitor Location (Downwind)
- Work Location

960 Busti Ave.
Buffalo, New York 14213

DAILY FIELD REPORT

Date:	Tuesday, April 12, 2022
Site Name:	Pilgrim Village - Family Site (915362)
Location:	1100 Michigan Ave., Buffalo
Contractor-Subcontrators:	Kulbacks Federowicz Concrete
Weather Conditions:	Foggy 42 Deg F Wind: SW 8mph

Description of Work Performed:

Loading rucks with contaminated soil to haul to Tonawanda Landfill.

Concrete crew is pouring walls for new building.

Excavating northeast corner of the site.

(Use attached sheet for additional work description)

Problems/Observations Noted:
None

Health and Safety Monitoring:
None

Contractor Work Force:	Kulbacks: 1 Superintendant 3 operators
Contractor Equipment:	Kulbacks: 2 excavators, 2 dozers, 1 skidsteer, 2 rollers
Attachments:	Daily Photolog, Air Monitoring Report, Work Location Map
Inspector's Name:	Sydney Deck

960 Busti Ave.
Buffalo, New York 14213

DAILY FIELD REPORT

Date:	Tuesday, April 12, 2022
Site Name:	Pilgrim Village - Family Site (915362)
Location:	1100 Michigan Ave., Buffalo

Description of Work Performed (cont):

Materials Import/Export

Imported Material:

Material	Source		Loads		Amount (Tons)
Stone	Lafarge		34		685.51
				Total Stone Delivered (Tons)	685.51

Exported Material:

Material	Destination	Loads
Contaminated Soil	Tonawanda Landfill	23
	Total Material Hauled - Approx. (Tons)	**460**
	Total Material Hauled - Approx. (Tons)	**0**

Photo Log

Site: Pilgrim Village - Family Site (915362) **Date:** Tuesday, April 12, 2022

Used imported soil to raise grade of site. Looking east.

Loading trucks with contaminated soil. Looking south.

Footers poured on the north side of the building. Looking east.

Loading trucks with contaminated soil. Looking northwest.

BRYDGES ENGINEERING
IN ENVIRONMENT AND ENERGY, DPC

Date: Tuesday, April 12, 2022

Site Name: Pilgrim Village - Family Site (915362)

Upwind Data		Downwind Data			Delta
Time	PM10 15min Average (µg/m³)	Time	PM10 15min Average (µg/m³)	VOC 15min Average (ppm)	PM10 15min Average (µg/m³)
4/12/2022 8:10	0.9			0.0	-0.9
4/12/2022 8:20	3.9	4/12/2022 8:20	9.9	0.0	6
4/12/2022 8:30	5.5	4/12/2022 8:30	9.9	0.0	4.4
4/12/2022 8:40	10.4	4/12/2022 8:40	10.2	0.0	-0.2
4/12/2022 8:50	7.1	4/12/2022 8:50	9.1	0.0	2
4/12/2022 9:00	3.2	4/12/2022 9:00	8.5	0.0	5.3
4/12/2022 9:10	3.7	4/12/2022 9:10	7.3	0.0	3.6
4/12/2022 9:20	0.6	4/12/2022 9:20	7.4	0.0	6.8
4/12/2022 9:30	0.9	4/12/2022 9:30	7.7	0.0	6.8
4/12/2022 9:40	2.2	4/12/2022 9:40	9.1	0.0	6.9
4/12/2022 9:50	3.8	4/12/2022 9:50	12.7	0.0	8.9
4/12/2022 10:00	3.1	4/12/2022 10:00	12.7	0.0	9.6
4/12/2022 10:10	4.3	4/12/2022 10:10	12.3	0.0	8
4/12/2022 10:20	5.2	4/12/2022 10:20	11.6	0.0	6.4
4/12/2022 10:30	5.3	4/12/2022 10:30	10.9	0.0	5.6
4/12/2022 10:40	6	4/12/2022 10:40	12	0.0	6
4/12/2022 10:50	4.7	4/12/2022 10:50	10.4	0.0	5.7
4/12/2022 11:00	6.2	4/12/2022 11:00	8.3	0.0	2.1
4/12/2022 11:10	5.8	4/12/2022 11:10	11.6	0.0	5.8
4/12/2022 11:20	8.9	4/12/2022 11:20	12.5	0.0	3.6
4/12/2022 11:30	10.5	4/12/2022 11:30	11.8	0.0	1.3
4/12/2022 11:40	7.3	4/12/2022 11:40	11	0.0	3.7
4/12/2022 11:50	7.4	4/12/2022 11:50	9.1	0.0	1.7
4/12/2022 12:00	4.3	4/12/2022 12:00	7.1	0.0	2.8
4/12/2022 12:10	0.5	4/12/2022 12:10	8.2	0.0	7.7
4/12/2022 12:20	1	4/12/2022 12:20	10.5	0.0	9.5
4/12/2022 12:30	2.7	4/12/2022 12:30	9.7	0.0	7
4/12/2022 12:40	4.6	4/12/2022 12:40	7.5	0.0	2.9
4/12/2022 12:50	5.9	4/12/2022 12:50	8.2	0.0	2.3
4/12/2022 13:00	17.2	4/12/2022 13:00	9	0.0	-8.2
4/12/2022 13:10	15.8	4/12/2022 13:10	9.4	0.0	-6.4
4/12/2022 13:20	8.5	4/12/2022 13:20	12.3	0.0	3.8
4/12/2022 13:30	7.5	4/12/2022 13:30	10.6	0.0	3.1
4/12/2022 13:40	6.7	4/12/2022 13:40	8.7	0.0	2
4/12/2022 13:50	6.3	4/12/2022 13:50	7.9	0.0	1.6
4/12/2022 14:00	3.8	4/12/2022 14:00	9.9	0.0	6.1
4/12/2022 14:10	7.9	4/12/2022 14:10	5.2	0.0	-2.7
4/12/2022 14:20	7.8	4/12/2022 14:20	3.2	0.0	-4.6
4/12/2022 14:30	5	4/12/2022 14:30	4.1	0.0	-0.9
4/12/2022 14:40	5.2	4/12/2022 14:40	6.4	0.0	1.2
4/12/2022 14:50	6.1	4/12/2022 14:50	5.9	0.0	-0.2
4/12/2022 15:00	4.5	4/12/2022 15:00	4.6	0.0	0.1
4/12/2022 15:10	10.1	4/12/2022 15:10	5.4	0.0	-4.7
4/12/2022 15:20	11.8	4/12/2022 15:20	4.7	0.0	-7.1
		4/12/2022 15:30	7.7	0.0	7.7
					0
					0

*****Particulate Threshold PM 10 15minute average = 100µg/m³ above background***

BRYDGES ENGINEERING
IN ENVIRONMENT AND ENERGY, DPC

Site Name: Pilgrim Village - Family Site (915362) **Date:** Tuesday, April 12, 2022

Work Location/Dust Monitor Location

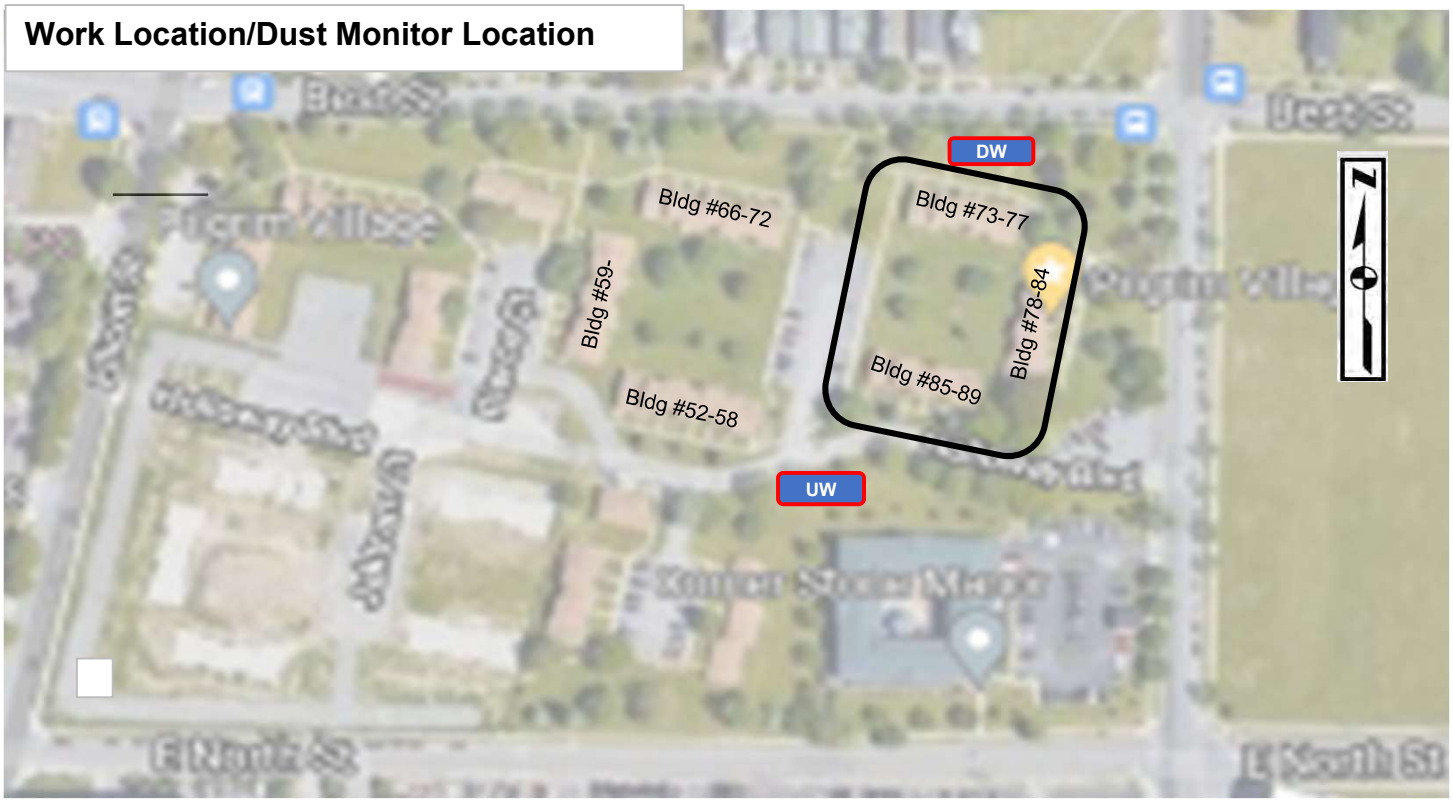

LEGEND

- UW — Dust Monitor Location (Upwind)
- DW — Dust Monitor Location (Downwind)
- Work Location

BRYDGES ENGINEERING
IN ENVIRONMENT AND ENERGY, DPC

960 Busti Ave.
Buffalo, New York 14213

DAILY FIELD REPORT

Date:	Wednesday, April 13, 2022
Site Name:	Pilgrim Village-Family Site (915363)
Location:	1100 Michigan Ave., Buffalo
Contractor-Subcontrators:	Kulbacks
Weather Conditions:	Cloudy 54 Deg F Wind: SE 6mph

Description of Work Performed:

Importing clean fill from approved off site stockpile.

Concrete crew is forming and pouring walls for new building.

Dust Monitors are running, no indication of dust.

(Use attached sheet for additional work description)

Problems/Observations Noted:
None

Health and Safety Monitoring:
None

Contractor Work Force:	Kulbacks: 1 Superintendant 3 operators
Contractor Equipment:	Kulbacks: 2 excavators, 2 dozers, 1 skidsteer, 2 rollers
Attachments:	Daily Photolog, Air Monitoring Report, Work Location Map
Inspector's Name:	Sydney Deck

BRYDGES ENGINEERING
IN ENVIRONMENT AND ENERGY, DPC

960 Busti Ave.
Buffalo, New York 14213

DAILY FIELD REPORT

Date:	Wednesday, April 13, 2022
Site Name:	Pilgrim Village-Family Site (915363)
Location:	1100 Michigan Ave., Buffalo

Description of Work Performed (cont):

Materials Import/Export

Imported Material:

Material	Source		Loads		Amount (Tons)
Stone	Lafarge		47		960.92
				Total Stone Delivered (Tons)	960.92

Exported Material:

Material	Destination	Loads
	Total Material Hauled - Approx. (Tons)	**0**
	Total Material Hauled - Approx. (Tons)	**0**

Photo Log

Site: Pilgrim Village-Family Site (915363) **Date:** Wednesday, April 13, 2022

South side of site. Looking west.

Importing stone and placing on the east side of the property. Looking north.

Installing and compacting stone on the east side of the site. Looking north.

Installing and compacting stone on the east side of the site. Looking north.

BRYDGES ENGINEERING
IN ENVIRONMENT AND ENERGY, DPC

Date: Wednesday, April 13, 2022

Site Name: Pilgrim Village-Family Site (915363)

Upwind Data		Downwind Data			Delta
Time	PM10 15min Average (µg/m³)	Time	PM10 15min Average (µg/m³)	VOC 15min Average (ppm)	PM10 15min Average (µg/m³)
4/13/2022 7:50	27.4	4/13/2022 7:50	93.3	0.0	65.9
4/13/2022 8:00	32.8	4/13/2022 8:00	135.6	0.0	102.8
4/13/2022 8:10	41.5	4/13/2022 8:10	141.2	0.0	99.7
4/13/2022 8:20	47.3	4/13/2022 8:20	107.8	0.0	60.5
4/13/2022 8:30	64.5	4/13/2022 8:30	29.2	0.0	-35.3
4/13/2022 8:40	23.8	4/13/2022 8:40	15.5	0.0	-8.3
4/13/2022 8:50	27	4/13/2022 8:50	11.6	0.0	-15.4
4/13/2022 9:00	19.6	4/13/2022 9:00	11.6	0.0	-8
4/13/2022 9:10	18.2	4/13/2022 9:10	12.8	0.0	-5.4
4/13/2022 9:20	44.7	4/13/2022 9:20	9.9	0.0	-34.8
4/13/2022 9:30	36	4/13/2022 9:30	10.2	0.0	-25.8
4/13/2022 9:40	51.9	4/13/2022 9:40	14.2	0.0	-37.7
4/13/2022 9:50	36.6	4/13/2022 9:50	15.3	0.0	-21.3
4/13/2022 10:00	25.2	4/13/2022 10:00	15.6	0.0	-9.6
4/13/2022 10:10	47.5	4/13/2022 10:10	16.3	0.0	-31.2
4/13/2022 10:20	31.2	4/13/2022 10:20	15	0.0	-16.2
4/13/2022 10:30	36	4/13/2022 10:30	16	0.0	-20
4/13/2022 10:40	24	4/13/2022 10:40	14	0.0	-10
4/13/2022 10:50	17.4	4/13/2022 10:50	11.9	0.0	-5.5
4/13/2022 11:00	44.6	4/13/2022 11:00	12.6	0.0	-32
4/13/2022 11:10	43.4	4/13/2022 11:10	14.9	0.0	-28.5
4/13/2022 11:20	43.2	4/13/2022 11:20	14.4	0.0	-28.8
4/13/2022 11:30	26.3	4/13/2022 11:30	13	0.0	-13.3
4/13/2022 11:40	10.4	4/13/2022 11:40	13	0.0	2.6
4/13/2022 11:50	20.9	4/13/2022 11:50	14.5	0.0	-6.4
4/13/2022 12:00	38.2	4/13/2022 12:00	18.3	0.0	-19.9
4/13/2022 12:10	50	4/13/2022 12:10	24.4	0.0	-25.6
4/13/2022 12:20	15.3	4/13/2022 12:20	41.5	0.0	26.2
4/13/2022 12:30	15	4/13/2022 12:30	26.3	0.0	11.3
4/13/2022 12:40	15	4/13/2022 12:40	19.1	0.0	4.1
4/13/2022 12:50	13.5	4/13/2022 12:50	16.7	0.0	3.2
4/13/2022 13:00	26.7	4/13/2022 13:00	39.2	0.0	12.5
4/13/2022 13:10	107.4	4/13/2022 13:10	27.6	0.0	-79.8
4/13/2022 13:20	112.6	4/13/2022 13:20	15.2	0.0	-97.4
4/13/2022 13:30	73.7	4/13/2022 13:30	20.5	0.0	-53.2
4/13/2022 13:40	46.4	4/13/2022 13:40	33.1	0.0	-13.3
4/13/2022 13:50	30.9	4/13/2022 13:50	27.1	0.0	-3.8
4/13/2022 14:00	70	4/13/2022 14:00	13.9	0.0	-56.1
4/13/2022 14:10	67.2	4/13/2022 14:10	14.8	0.0	-52.4
4/13/2022 14:20	51.5	4/13/2022 14:20	21.7	0.0	-29.8
4/13/2022 14:30	62.5	4/13/2022 14:30	53.6	0.0	-8.9
4/13/2022 14:40	32.7	4/13/2022 14:40	10	0.0	-22.7
4/13/2022 14:50	11.7	4/13/2022 14:50	8.9	0.0	-2.8
4/13/2022 15:00	14	4/13/2022 15:00	9.5	0.0	-4.5
4/13/2022 15:10	13.5	4/13/2022 15:10	14.6	0.0	1.1

*****Particulate Threshold PM 10 15minute average = 100µg/m³ above background***

BRYDGES ENGINEERING
IN ENVIRONMENT AND ENERGY, DPC

Site Name: Pilgrim Village-Family Site (915363) **Date:** Wednesday, April 13, 2022

Work Location/Dust Monitor Location

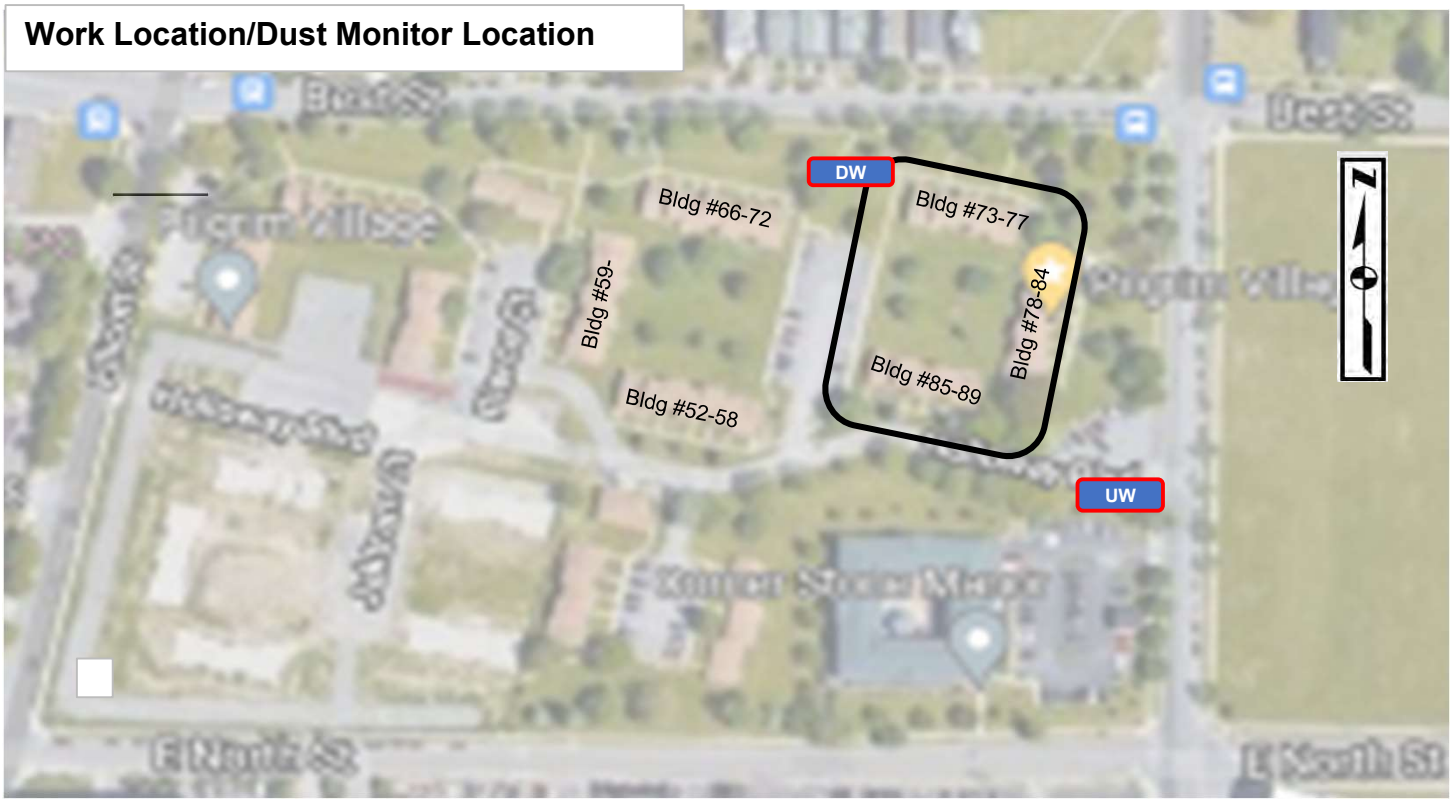

LEGEND

- UW — Dust Monitor Location (Upwind)
- DW — Dust Monitor Location (Downwind)
- Work Location

960 Busti Ave.
Buffalo, New York 14213

DAILY FIELD REPORT

Date:	Thursday, April 14, 2022
Site Name:	Pilgrim Village - Family Site (915362)
Location:	1100 Michigan Ave., Buffalo
Contractor-Subcontrators:	Kulbacks
Weather Conditions:	Cloudy/Lt Rain 62 Deg F Wind: SW 10mph

Description of Work Performed:

Importing stone from Lafarge

Concrete crew is forming and pouring walls for new building.

Dust Monitors are running, no indication of dust.

(Use attached sheet for additional work description)

Problems/Observations Noted:
None

Health and Safety Monitoring:
None

Contractor Work Force:	Kulbacks: 1 Superintendant 3 operators
Contractor Equipment:	Kulbacks: 2 excavators, 2 dozers, 1 skidsteer, 2 rollers
Attachments:	Daily Photolog, Air Monitoring Report, Work Location Map
Inspector's Name:	Sydney Deck

960 Busti Ave.
Buffalo, New York 14213

DAILY FIELD REPORT

Date:	Thursday, April 14, 2022
Site Name:	Pilgrim Village - Family Site (915362)
Location:	1100 Michigan Ave., Buffalo

Description of Work Performed (cont):

Materials Import/Export

Imported Material:

Material	Source		Loads		Amount (Tons)
Stone	Lafarge		78		1512.48
				Total Stone Delivered (Tons)	1512.48

Exported Material:

Material	Destination	Loads
	Total Material Hauled - Approx. (Tons)	**0**
	Total Material Hauled - Approx. (Tons)	**0**

Photo Log

Site: Pilgrim Village - Family Site (915362) **Date:** Thursday, April 14, 2022

Built access road for concrete crew to north side of site. Looking northeast.

Importing stone and compacting. Looking northwest.

South end of site. Looking west.

BRYDGES ENGINEERING
IN ENVIRONMENT AND ENERGY, DPC

Date: Thursday, April 14, 2022

Site Name: Pilgrim Village - Family Site (915362)

Upwind Data		Downwind Data			Delta
Time	PM10 15min Average (µg/m³)	Time	PM10 15min Average (µg/m³)	VOC 15min Average (ppm)	PM10 15min Average (µg/m³)
4/14/2022 8:00	5.4			0.0	-5.4
4/14/2022 8:10	4.8	4/14/2022 8:10	10.4	0.0	5.6
4/14/2022 8:20	3.7	4/14/2022 8:20	12.5	0.0	8.8
4/14/2022 8:30	4.2	4/14/2022 8:30	13.9	0.0	9.7
4/14/2022 8:40	3	4/14/2022 8:40	10.4	0.0	7.4
4/14/2022 8:50	5.5	4/14/2022 8:50	11	0.0	5.5
4/14/2022 9:00	4.9	4/14/2022 9:00	15.1	0.0	10.2
4/14/2022 9:10	5.9	4/14/2022 9:10	13.9	0.0	8
4/14/2022 9:20	16.5	4/14/2022 9:20	14.7	0.0	-1.8
4/14/2022 9:30	18.1	4/14/2022 9:30	14.9	0.0	-3.2
4/14/2022 9:40	3.4	4/14/2022 9:40	7.7	0.0	4.3
4/14/2022 9:50	3	4/14/2022 9:50	11.1	0.0	8.1
4/14/2022 10:00	2.6	4/14/2022 10:00	12.2	0.0	9.6
4/14/2022 10:10	1.4	4/14/2022 10:10	10.9	0.0	9.5
4/14/2022 10:20	1.2	4/14/2022 10:20	8.1	0.0	6.9
4/14/2022 10:30	1	4/14/2022 10:30	5.2	0.0	4.2
4/14/2022 10:40	0.6	4/14/2022 10:40	3.3	0.0	2.7
4/14/2022 10:50	0.7	4/14/2022 10:50	5.8	0.0	5.1
4/14/2022 11:00	0.9	4/14/2022 11:00	8.9	0.0	8
4/14/2022 11:10	0.6	4/14/2022 11:10	9.2	0.0	8.6
4/14/2022 11:20	0.9	4/14/2022 11:20	7.5	0.0	6.6
4/14/2022 11:30	0.9	4/14/2022 11:30	6.5	0.0	5.6
4/14/2022 11:40	1.7	4/14/2022 11:40	5.4	0.0	3.7
4/14/2022 11:50	1.9	4/14/2022 11:50	12.4	0.0	10.5
4/14/2022 12:00	1.2	4/14/2022 12:00	7.4	0.0	6.2
4/14/2022 12:10	1	4/14/2022 12:10	19.9	0.0	18.9
4/14/2022 12:20	0.9	4/14/2022 12:20	9.8	0.0	8.9
4/14/2022 12:30	1	4/14/2022 12:30	14.5	0.0	13.5
4/14/2022 12:40	1.5	4/14/2022 12:40	10.7	0.0	9.2
4/14/2022 12:50	2.2	4/14/2022 12:50	6	0.0	3.8
4/14/2022 13:00	1.8	4/14/2022 13:00	8.4	0.0	6.6
4/14/2022 13:10	1.7	4/14/2022 13:10	5.7	0.0	4
4/14/2022 13:20	1	4/14/2022 13:20	5	0.0	4
4/14/2022 13:30	1.4	4/14/2022 13:30	4.7	0.0	3.3
4/14/2022 13:40	4	4/14/2022 13:40	4.1	0.0	0.1
4/14/2022 13:50	3.4	4/14/2022 13:50	5.5	0.0	2.1
4/14/2022 14:00	1.5	4/14/2022 14:00	10.2	0.0	8.7
4/14/2022 14:10	1.6	4/14/2022 14:10	5.5	0.0	3.9
4/14/2022 14:20	1.7	4/14/2022 14:20	11.1	0.0	9.4
4/14/2022 14:30	1.4	4/14/2022 14:30	13.4	0.0	12
4/14/2022 14:40	2.4	4/14/2022 14:40	7.3	0.0	4.9
4/14/2022 14:50	14.9	4/14/2022 14:50	8.2	0.0	-6.7
4/14/2022 15:00	14.2	4/14/2022 15:00	6.9	0.0	-7.3
4/14/2022 15:10	12	4/14/2022 15:10	6.1	0.0	-5.9
4/14/2022 15:20	5.7	4/14/2022 15:20	7.2	0.0	1.5
		4/14/2022 15:30	9.2	0.0	9.2

*****Particulate Threshold PM 10 15minute average = 100µg/m³ above background***

BRYDGES ENGINEERING
IN ENVIRONMENT AND ENERGY, DPC

Site Name: Pilgrim Village - Family Site (915362) **Date:** Thursday, April 14, 2022

Work Location/Dust Monitor Location

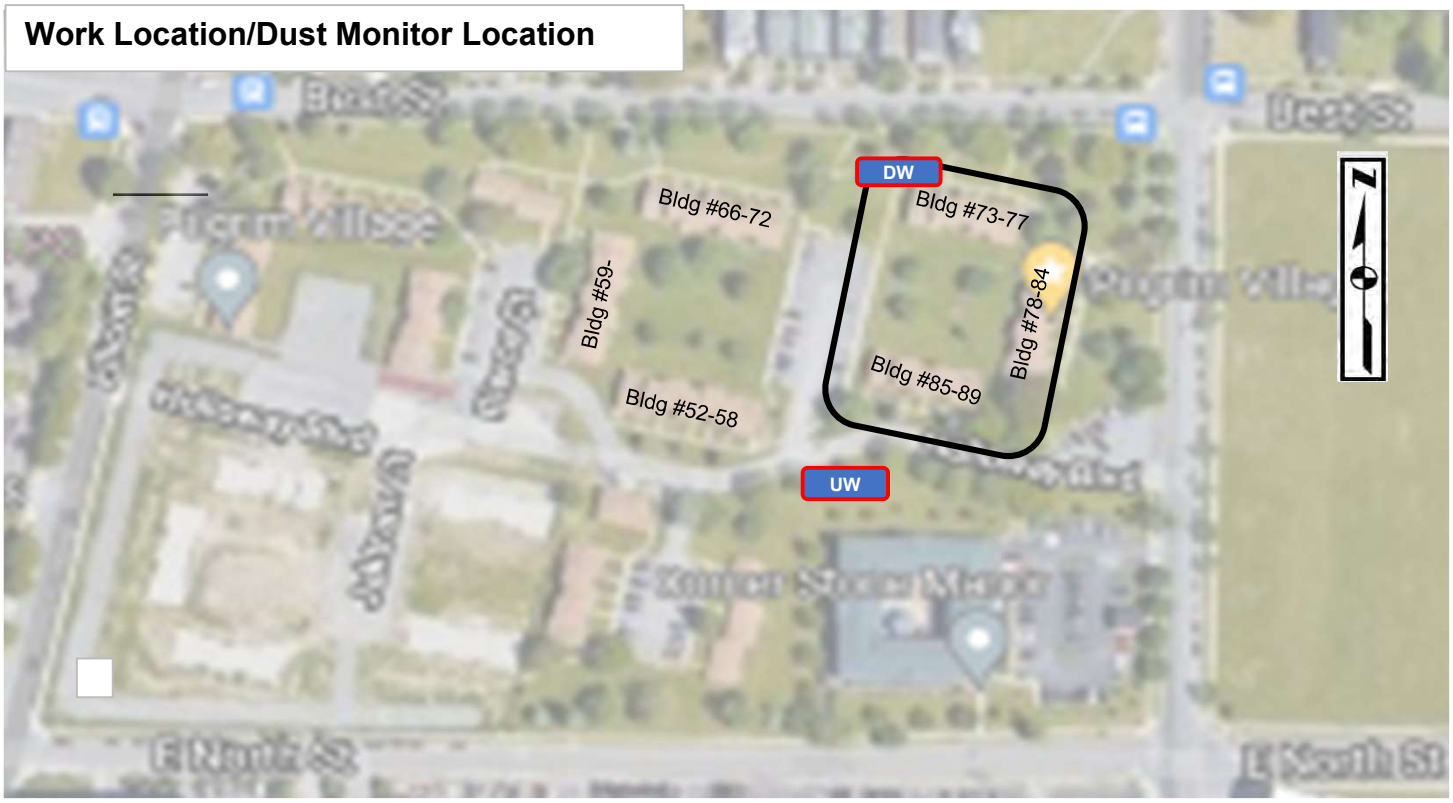

LEGEND

- UW — Dust Monitor Location (Upwind)
- DW — Dust Monitor Location (Downwind)
- Work Location

960 Busti Ave.
Buffalo, New York 14213

DAILY FIELD REPORT

Date:	Friday, April 15, 2022
Site Name:	Pilgrim Village - Family Site (915362)
Location:	1100 Michigan Ave., Buffalo
Contractor-Subcontrators:	Kulbacks
Weather Conditions:	Cloudy/PM Rain 41 Deg F Wind: S 9mph

Description of Work Performed:

Importing stone from Lafarge.

Concrete crew is forming and pouring walls for new building.

Increasing winds have caused dust clouds that have exceeded the threshlold for the CAMP at 10:20, 10:40 and 12:00pm. The dust is being caused by the trucks on the haul road. We spoke to the contractor about getting a water truck on-site to control the dust. Also instructed truck drivers to slow down to reduce dust clouds. Rain this afternoon will allow the contractor to sweep the haul road which will also help.

DEC Inspector Ben McPherson stopped at the site at 9:00am.

(Use attached sheet for additional work description)

Problems/Observations Noted:
None

Health and Safety Monitoring:
None

Contractor Work Force:	Kulbacks: 1 Superintendant 3 operators
Contractor Equipment:	Kulbacks: 2 excavators, 2 dozers, 1 skidsteer, 2 rollers
Attachments:	Daily Photolog, Air Monitoring Report, Work Location Map
Inspector's Name:	Sydney Deck

BRYDGES ENGINEERING
IN ENVIRONMENT AND ENERGY, DPC

960 Busti Ave.
Buffalo, New York 14213

DAILY FIELD REPORT

Date:	Friday, April 15, 2022
Site Name:	Pilgrim Village - Family Site (915362)
Location:	1100 Michigan Ave., Buffalo

Description of Work Performed (cont):

Materials Import/Export

Imported Material:

Material	Source		Loads		Amount (Tons)
Stone	Lafarge		54		1129.09
				Total Stone Delivered (Tons)	1129.09

Exported Material:

Material	Destination	Loads
	Total Material Hauled - Approx. (Tons)	**0**
	Total Material Hauled - Approx. (Tons)	**0**

Photo Log

Site: Pilgrim Village - Family Site (915362) **Date:** Friday, April 15, 2022

Site was backfilled to grade. Looking east.

Concrete crew forming and pouring walls. Looking east.

Excavating northwest corner of site. Looking northwest.

Need to excavate the basement of former bldg. #85-89 (Sample failed in the area for lead). Looking southeast.

BRYDGES ENGINEERING
IN ENVIRONMENT AND ENERGY, DPC

Date: Friday, April 15, 2022

Site Name: Pilgrim Village - Family Site (915362)

Upwind Data		Downwind Data			Delta
Time	PM10 15min Average (µg/m³)	Time	PM10 15min Average (µg/m³)	VOC 15min Average (ppm)	PM10 15min Average (µg/m³)
		4/15/2022 7:40	29	0.0	29
4/15/2022 7:50	44.3	4/15/2022 7:50	20.9	0.0	-23.4
4/15/2022 8:00	42.8	4/15/2022 8:00	16	0.0	-26.8
4/15/2022 8:10	21	4/15/2022 8:10	22.5	0.0	1.5
4/15/2022 8:20	12	4/15/2022 8:20	9.8	0.0	-2.2
4/15/2022 8:30	11.5	4/15/2022 8:30	9.8	0.0	-1.7
4/15/2022 8:40	12.2	4/15/2022 8:40	62.1	0.0	49.9
4/15/2022 8:50	17.4	4/15/2022 8:50	62.8	0.0	45.4
4/15/2022 9:00	18.1	4/15/2022 9:00	53.9	0.0	35.8
4/15/2022 9:10	49.9	4/15/2022 9:10	142.2	0.0	92.3
4/15/2022 9:20	25	4/15/2022 9:20	14.1	0.0	-10.9
4/15/2022 9:30	8.7	4/15/2022 9:30	33.6	0.0	24.9
4/15/2022 9:40	10.1	4/15/2022 9:40	24.7	0.0	14.6
4/15/2022 9:50	15	4/15/2022 9:50	10	0.0	-5
4/15/2022 10:00	44	4/15/2022 10:00	31.1	0.0	-12.9
4/15/2022 10:10	42.8	4/15/2022 10:10	63.2	0.0	20.4
4/15/2022 10:20	27.4	4/15/2022 10:20	196.9	0.0	169.5
4/15/2022 10:30	18.2	4/15/2022 10:30	112.4	0.0	94.2
4/15/2022 10:40	18.4	4/15/2022 10:40	147	0.0	128.6
4/15/2022 10:50	7.2	4/15/2022 10:50	19.7	0.0	12.5
4/15/2022 11:00	10.6	4/15/2022 11:00	35.9	0.0	25.3
4/15/2022 11:10	22.8	4/15/2022 11:10	106.3	0.0	83.5
4/15/2022 11:20	38.4	4/15/2022 11:20	120.4	0.0	82
4/15/2022 11:30	9	4/15/2022 11:30	14.7	0.0	5.7
4/15/2022 11:40	14.3	4/15/2022 11:40	29.1	0.0	14.8
4/15/2022 11:50	58.7	4/15/2022 11:50	157.3	0.0	98.6
4/15/2022 12:00	180.5	4/15/2022 12:00	348.2	0.0	167.7
4/15/2022 12:10	88.6	4/15/2022 12:10	92.5	0.0	3.9
4/15/2022 12:20	78.8	4/15/2022 12:20	156	0.0	77.2
4/15/2022 12:30	58.3	4/15/2022 12:30	151.2	0.0	92.9
4/15/2022 12:40	16	4/15/2022 12:40	12.6	0.0	-3.4
4/15/2022 12:50	7.1	4/15/2022 12:50	6.2	0.0	-0.9
4/15/2022 13:00	3.9	4/15/2022 13:00	4.3	0.0	0.4
4/15/2022 13:10	3.3	4/15/2022 13:10	4	0.0	0.7
4/15/2022 13:20	4.1	4/15/2022 13:20	3.1	0.0	-1
4/15/2022 13:30	6.3	4/15/2022 13:30	5	0.0	-1.3
4/15/2022 13:40	5	4/15/2022 13:40	5.8	0.0	0.8
4/15/2022 13:50	3.8	4/15/2022 13:50	4.9	0.0	1.1
4/15/2022 14:00	6.1	4/15/2022 14:00	5.4	0.0	-0.7
4/14/2022 14:30	1.4	4/15/2022 14:10	43	0.0	41.6
4/14/2022 14:40	2.4	4/14/2022 14:40	7.3	0.0	4.9
4/14/2022 14:50	14.9	4/14/2022 14:50	8.2	0.0	-6.7
4/14/2022 15:00	14.2	4/14/2022 15:00	6.9	0.0	-7.3
4/14/2022 15:10	12	4/14/2022 15:10	6.1	0.0	-5.9
4/14/2022 15:20	5.7	4/14/2022 15:20	7.2	0.0	1.5
		4/14/2022 15:30	9.2	0.0	9.2

*****Particulate Threshold PM 10 15minute average = 100µg/m³ above background***

BRYDGES ENGINEERING
IN ENVIRONMENT AND ENERGY, DPC

Site Name: Pilgrim Village - Family Site (915362) **Date:** Friday, April 15, 2022

Work Location/Dust Monitor Location

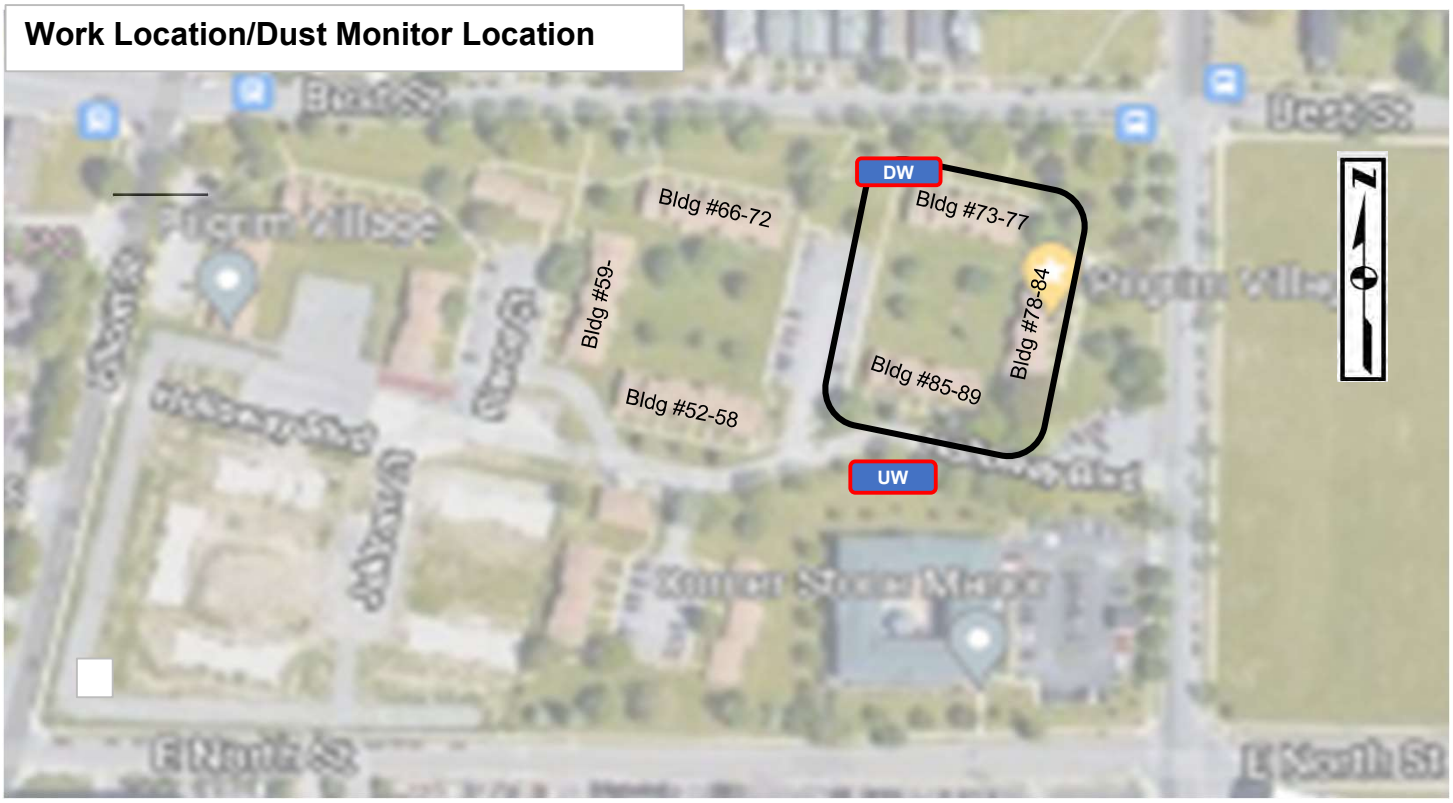

LEGEND

- UW — Dust Monitor Location (Upwind)
- DW — Dust Monitor Location (Downwind)
- Work Location

960 Busti Ave.
Buffalo, New York 14213

DAILY FIELD REPORT

Date:	Monday, April 18, 2022
Site Name:	Pilgrim Village - Family Site (915362)
Location:	1100 Michigan Ave., Buffalo
Contractor-Subcontrators:	Kulbacks
Weather Conditions:	Partly Cloudy 32 Deg F Wind: E 14mph

Description of Work Performed:

Importing stone from Lafarge.

Backfilling on the north and east side of the building between the builsing and the property line.

Dust monitors running, no indication of dust.

(Use attached sheet for additional work description)

Problems/Observations Noted:
None

Health and Safety Monitoring:
None

Contractor Work Force:	Kulbacks: 1 Superintendant 3 operators
Contractor Equipment:	Kulbacks: 2 excavators, 2 dozers, 1 skidsteer, 2 rollers
Attachments:	Daily Photolog, Air Monitoring Report, Work Location Map
Inspector's Name:	Libby Broderick

BRYDGES ENGINEERING
IN ENVIRONMENT AND ENERGY, DPC

960 Busti Ave.
Buffalo, New York 14213

DAILY FIELD REPORT

Date:	Monday, April 18, 2022
Site Name:	Pilgrim Village - Family Site (915362)
Location:	1100 Michigan Ave., Buffalo

Description of Work Performed (cont):

Materials Import/Export

Imported Material:

Material	Source		Loads		Amount (Tons)
Stone	Lafarge		121		2712.42
				Total Stone Delivered (Tons)	2712.42

Exported Material:

Material	Destination	Loads
	Total Material Hauled - Approx. (Tons)	**0**
	Total Material Hauled - Approx. (Tons)	**0**

Photo Log

Site: **Pilgrim Village - Family Site (915362)** **Date:** **Monday, April 18, 2022**

Walls poured and forms stripped on northside of the building. Looking north.

Moving stone from stockpile to use as backfill on the north and east side of the building. Looking east.

BRYDGES ENGINEERING
IN ENVIRONMENT AND ENERGY, DPC

Date: Monday, April 18, 2022

Site Name: Pilgrim Village - Family Site (915362)

Upwind Data		Downwind Data			Delta
Time	PM10 15min Average (µg/m³)	Time	PM10 15min Average (µg/m³)	VOC 15min Average (ppm)	PM10 15min Average (µg/m³)
		4/18/2022 7:50	17.4	0.0	17.4
4/18/2022 8:00	1.3	4/18/2022 8:00	19.9	0.0	18.6
4/18/2022 8:30	13.7	4/18/2022 8:10	13.4	0.0	-0.3
4/18/2022 8:40	9.8	4/18/2022 8:20	12.4	0.0	2.6
4/18/2022 8:50	8	4/18/2022 8:30	13.6	0.0	5.6
4/18/2022 9:00	18.1	4/18/2022 8:40	14.6	0.0	-3.5
4/18/2022 9:10	22.9	4/18/2022 8:50	11	0.0	-11.9
4/18/2022 9:20	16.8	4/18/2022 9:00	24.9	0.0	8.1
4/18/2022 9:30	10.7	4/18/2022 9:10	27.1	0.0	16.4
4/18/2022 9:40	17.6	4/18/2022 9:20	7.8	0.0	-9.8
4/18/2022 9:50	31.6	4/18/2022 9:30	8.8	0.0	-22.8
4/18/2022 10:00	11.3	4/18/2022 9:40	8.3	0.0	-3
4/18/2022 10:10	17.4	4/18/2022 9:50	15.3	0.0	-2.1
4/18/2022 10:20	13.7	4/18/2022 10:00	20.3	0.0	6.6
4/18/2022 10:30	18.3	4/18/2022 10:10	9.3	0.0	-9
4/18/2022 10:40	8.2	4/18/2022 10:20	13	0.0	4.8
4/18/2022 10:50	9	4/18/2022 10:30	11.6	0.0	2.6
4/18/2022 11:00	21	4/18/2022 10:40	8	0.0	-13
4/18/2022 11:10	8.9	4/18/2022 10:50	8.7	0.0	-0.2
4/18/2022 11:20	21.8	4/18/2022 11:00	10.4	0.0	-11.4
4/18/2022 11:30	16.4	4/18/2022 11:10	11.2	0.0	-5.2
4/18/2022 11:40	6	4/18/2022 11:20	11.9	0.0	5.9
4/18/2022 11:50	6.2	4/18/2022 11:30	12	0.0	5.8
4/18/2022 12:00	2.9	4/18/2022 11:40	12.1	0.0	9.2
4/18/2022 12:10	3.6	4/18/2022 11:50	12.3	0.0	8.7
4/18/2022 12:20	5.8	4/18/2022 12:00	18.9	0.0	13.1
4/18/2022 12:30	4.8	4/18/2022 12:10	22.9	0.0	18.1
4/18/2022 12:40	2	4/18/2022 12:20	10.7	0.0	8.7
4/18/2022 12:50	7.1	4/18/2022 12:30	10.5	0.0	3.4
4/18/2022 13:00	6.2	4/18/2022 12:40	12.6	0.0	6.4
4/18/2022 13:10	9	4/18/2022 12:50	21.3	0.0	12.3
4/18/2022 13:20	5.3	4/18/2022 13:00	31.5	0.0	26.2
4/18/2022 13:30	17.4	4/18/2022 13:10	20.7	0.0	3.3
4/18/2022 13:40	3.9	4/18/2022 13:20	17.9	0.0	14
4/18/2022 13:50	4.4	4/18/2022 13:30	17.3	0.0	12.9
4/18/2022 14:00	6.1	4/18/2022 13:40	21.2	0.0	15.1
4/18/2022 14:10	11.8	4/18/2022 13:50	15.2	0.0	3.4
4/18/2022 14:20	1.8	4/18/2022 14:00	5.5	0.0	3.7
4/18/2022 14:30	3.4	4/18/2022 14:10	20.9	0.0	17.5
4/18/2022 14:40	6.4	4/18/2022 14:20	25.4	0.0	19
4/18/2022 14:50	16.5	4/18/2022 14:30	31.7	0.0	15.2
4/18/2022 15:00	8.2	4/18/2022 14:40	37.9	0.0	29.7
4/18/2022 15:10	7.1	4/18/2022 14:50	34.4	0.0	27.3
4/18/2022 15:20	3.9	4/18/2022 15:00	13.3	0.0	9.4
4/18/2022 15:30	1.7	4/18/2022 15:10	9.8	0.0	8.1
4/18/2022 15:30	1.7	4/18/2022 15:20	5.5	0.0	3.8
4/18/2022 15:30	1.7	4/18/2022 15:30	3.2	0.0	1.5

*****Particulate Threshold PM 10 15minute average = 100µg/m³ above background***

BRYDGES ENGINEERING
IN ENVIRONMENT AND ENERGY, DPC

Site Name: Pilgrim Village - Family Site (915362) **Date:** Monday, April 18, 2022

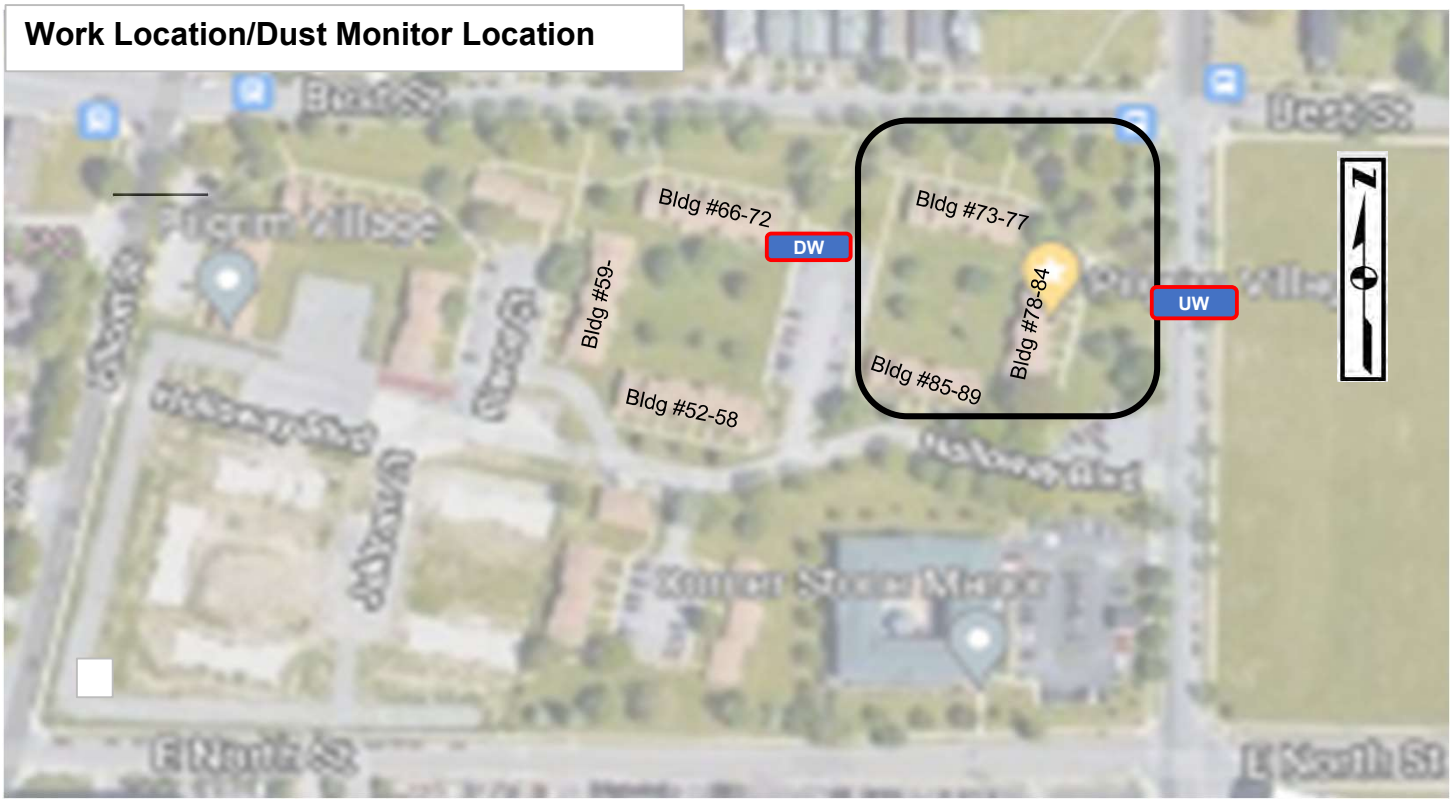

LEGEND

- UW — Dust Monitor Location (Upwind)
- DW — Dust Monitor Location (Downwind)
- Work Location

960 Busti Ave.
Buffalo, New York 14213

DAILY FIELD REPORT

Date:	Tuesday, April 19, 2022
Site Name:	Pilgrim Village - Family Site (915362)
Location:	1100 Michigan Ave., Buffalo
Contractor-Subcontrators:	Kulbacks
Weather Conditions:	Overcast 34 Deg F Wind: W 13mph

Description of Work Performed:

Importing stone from Lafarge.

Backfilling on the north and east side of the building between the builsing and the property line.

Contractor excavated the basement of former bldg. #85-89 an additional 1' where the bottom sample previously failed for lead. Pulled sample B-25A.

Dust monitors running, no indication of dust.

(Use attached sheet for additional work description)

Problems/Observations Noted:
None

Health and Safety Monitoring:
None

Contractor Work Force:	Kulbacks: 1 Superintendant 3 operators
Contractor Equipment:	Kulbacks: 2 excavators, 2 dozers, 1 skidsteer, 2 rollers
Attachments:	Daily Photolog, Air Monitoring Report, Work Location Map
Inspector's Name:	Libby Broderick

BRYDGES ENGINEERING
IN ENVIRONMENT AND ENERGY, DPC

960 Busti Ave.
Buffalo, New York 14213

DAILY FIELD REPORT

Date:	Tuesday, April 19, 2022
Site Name:	Pilgrim Village - Family Site (915362)
Location:	1100 Michigan Ave., Buffalo

Description of Work Performed (cont):

Materials Import/Export

Imported Material:

Material	Source		Loads		Amount (Tons)
Stone	Lafarge		120		2699.54
				Total Stone Delivered (Tons)	2699.54

Exported Material:

Material	Destination	Loads
	Total Material Hauled - Approx. (Tons)	**0**
	Total Material Hauled - Approx. (Tons)	**0**

Photo Log

Site: **Pilgrim Village - Family Site (915362)**

Date: **Tuesday, April 19, 2022**

Excavated approximately 1' in quadrant where bottom sample previously failed for lead. Pulled sample B-25A. Looking northwest.

Moving stone from stockpile to use as backfill on the north and east side of the new building. Looking east.

BRYDGES ENGINEERING
IN ENVIRONMENT AND ENERGY, DPC

Date: Tuesday, April 19, 2022

Site Name: Pilgrim Village - Family Site (915362)

Upwind Data		Downwind Data			Delta
Time	PM10 15min Average (µg/m³)	Time	PM10 15min Average (µg/m³)	VOC 15min Average (ppm)	PM10 15min Average (µg/m³)
		4/19/2022 8:10	2.8	0.0	2.8
		4/19/2022 8:20	2.5	0.0	2.5
		4/19/2022 8:30	2.4	0.0	2.4
		4/19/2022 8:40	2.9	0.0	2.9
		4/19/2022 8:50	3.1	0.0	3.1
		4/19/2022 9:00	3.1	0.0	3.1
4/19/2022 9:10	1.1	4/19/2022 9:10	2.1	0.0	1
4/19/2022 9:20	3.5	4/19/2022 9:20	1.4	0.0	-2.1
4/19/2022 9:30	2.8	4/19/2022 9:30	2.2	0.0	-0.6
4/19/2022 9:40	2.9	4/19/2022 9:40	2.7	0.0	-0.2
4/19/2022 9:50	0.7	4/19/2022 9:50	2.7	0.0	2
4/19/2022 10:00	3.5	4/19/2022 10:00	2.1	0.0	-1.4
4/19/2022 10:10	2.5	4/19/2022 10:10	4	0.0	1.5
4/19/2022 10:20	1.7	4/19/2022 10:20	4.7	0.0	3
4/19/2022 10:30	1.4	4/19/2022 10:30	4.1	0.0	2.7
4/19/2022 10:40	5.2	4/19/2022 10:40	3.9	0.0	-1.3
4/19/2022 10:50	5.2	4/19/2022 10:50	2.8	0.0	-2.4
4/19/2022 11:00	3.2	4/19/2022 11:00	3.1	0.0	-0.1
4/19/2022 11:10	3.7	4/19/2022 11:10	3.1	0.0	-0.6
4/19/2022 11:20	1.9	4/19/2022 11:20	3.5	0.0	1.6
4/19/2022 11:30	3.2	4/19/2022 11:30	5.8	0.0	2.6
4/19/2022 11:40	2.3	4/19/2022 11:40	5.1	0.0	2.8
4/19/2022 11:50	2.1	4/19/2022 11:50	4.8	0.0	2.7
4/19/2022 12:00	2.8	4/19/2022 12:00	5.9	0.0	3.1
4/19/2022 12:10	2.3	4/19/2022 12:10	4.7	0.0	2.4
4/19/2022 12:20	3.3	4/19/2022 12:20	5.2	0.0	1.9
4/19/2022 12:30	1.5	4/19/2022 12:30	5.8	0.0	4.3
4/19/2022 12:40	1.8	4/19/2022 12:40	9.8	0.0	8
4/19/2022 12:50	3.1	4/19/2022 12:50	2.6	0.0	-0.5
4/19/2022 13:00	3.1	4/19/2022 13:00	1.2	0.0	-1.9
4/19/2022 13:10	2.3	4/19/2022 13:10	2	0.0	-0.3
4/19/2022 13:20	6.5	4/19/2022 13:20	3	0.0	-3.5
4/19/2022 13:30	4.1	4/19/2022 13:30	3.6	0.0	-0.5
4/19/2022 13:40	2.7	4/19/2022 13:40	3.6	0.0	0.9
4/19/2022 13:50	1.4	4/19/2022 13:50	3.8	0.0	2.4
4/19/2022 14:00	5.2	4/19/2022 14:00	1.9	0.0	-3.3
4/19/2022 14:10	5.2	4/19/2022 14:10	2.3	0.0	-2.9
4/19/2022 14:20	1.1	4/19/2022 14:20	1.9	0.0	0.8
4/19/2022 14:30	0.7	4/19/2022 14:30	1.2	0.0	0.5
4/19/2022 14:40	0.9	4/19/2022 14:40	1.2	0.0	0.3
4/19/2022 14:50	1.5	4/19/2022 14:50	2.1	0.0	0.6
4/19/2022 15:00	1.7	4/19/2022 15:00	2.9	0.0	1.2
4/19/2022 15:10	1.1	4/19/2022 15:10	1.9	0.0	0.8
4/19/2022 15:20	1.5	4/19/2022 15:20	1	0.0	-0.5
4/19/2022 15:30	2.1	4/19/2022 15:30	0.9	0.0	-1.2
4/19/2022 15:40	1.8	4/19/2022 15:40	2.2	0.0	0.4
4/19/2022 15:50	2.4	4/19/2022 15:50	2.7	0.0	0.3

*****Particulate Threshold PM 10 15minute average = 100µg/m³ above background***

BRYDGES ENGINEERING
IN ENVIRONMENT AND ENERGY, DPC

Site Name: Pilgrim Village - Family Site (915362) **Date:** Tuesday, April 19, 2022

Work Location/Dust Monitor Location

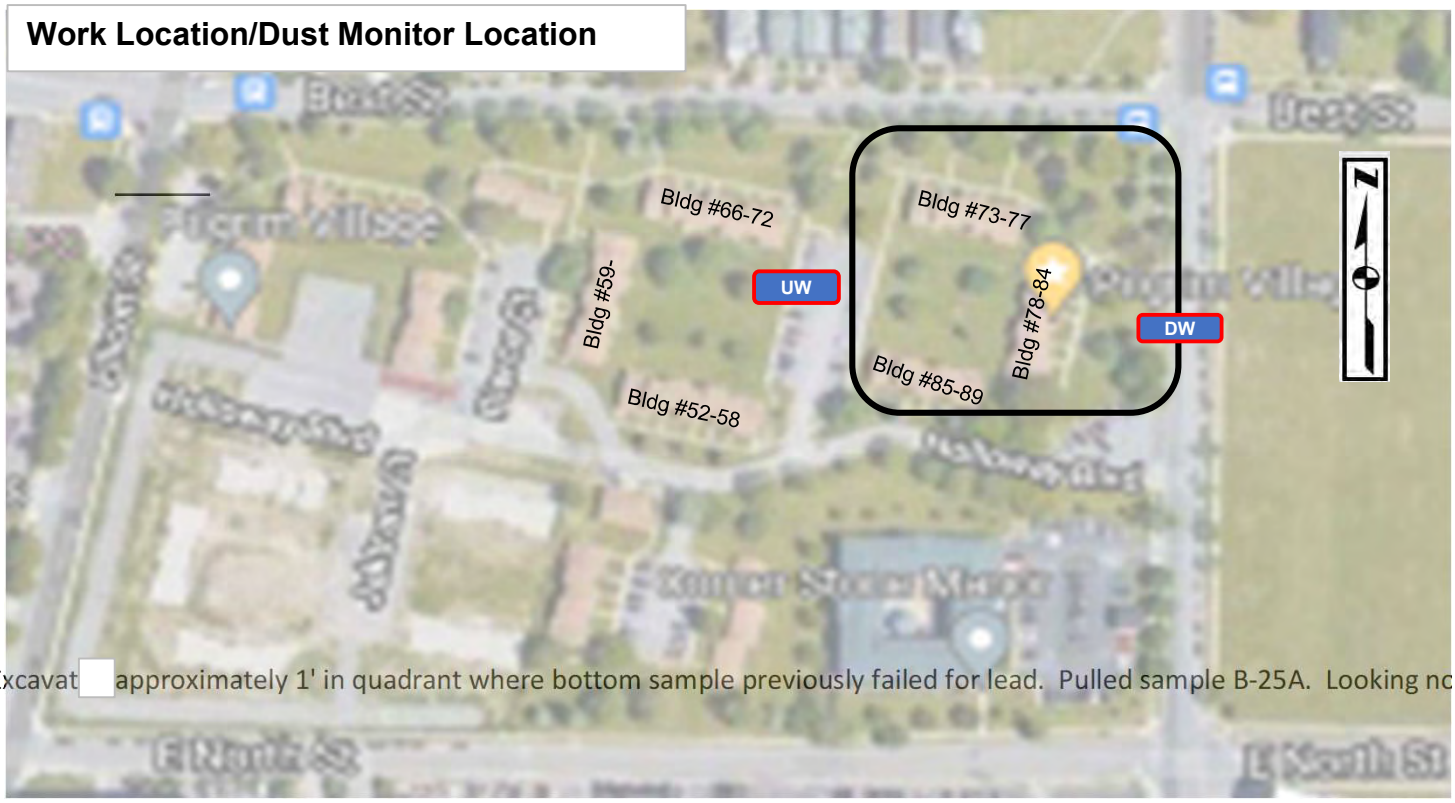

LEGEND

- UW — Dust Monitor Location (Upwind)
- DW — Dust Monitor Location (Downwind)
- Work Location

960 Busti Ave.
Buffalo, New York 14213

DAILY FIELD REPORT

Date:	Wednesday, April 20, 2022
Site Name:	Pilgrim Village - Family Site (915362)
Location:	1100 Michigan Ave., Buffalo
Contractor-Subcontrators:	Kulbacks
Weather Conditions:	Sunny 34 Deg F Wind: NW 8mph

Description of Work Performed:

Importing stone from Lafarge.

Moving stone from stockpile to raise grade along Holloway Blvd. Filled basement of former bldg. #85-89 at risk because we are still waiting on the sample results for B-25A.

Dust monitors running, no indication of dust.

(Use attached sheet for additional work description)

Problems/Observations Noted:
None

Health and Safety Monitoring:
None

Contractor Work Force:	Kulbacks: 1 Superintendant 3 operators
Contractor Equipment:	Kulbacks: 2 excavators, 2 dozers, 1 skidsteer, 2 rollers
Attachments:	Daily Photolog, Air Monitoring Report, Work Location Map
Inspector's Name:	Libby Broderick

BRYDGES ENGINEERING
IN ENVIRONMENT AND ENERGY, DPC

960 Busti Ave.
Buffalo, New York 14213

DAILY FIELD REPORT

Date:	Wednesday, April 20, 2022
Site Name:	Pilgrim Village - Family Site (915362)
Location:	1100 Michigan Ave., Buffalo

Description of Work Performed (cont):

Materials Import/Export

Imported Material:

Material	Source		Loads		Amount (Tons)
Stone	Lafarge		100		2105.78
				Total Stone Delivered (Tons)	2105.78

Exported Material:

Material	Destination	Loads
	Total Material Hauled - Approx. (Tons)	**0**
	Total Material Hauled - Approx. (Tons)	**0**

Photo Log

Site: Pilgrim Village - Family Site (915362) **Date:** Wednesday, April 20, 2022

Backfilled inside new building with stone. Looking northeast.

Moving stone from stockpile to use as backfill along Haolloway Blvd. Looking east.

Moving stone from stockpile to use as backfill along Haolloway Blvd. Looking east.

Moving stone from stockpile to use as backfill along Haolloway Blvd. Looking east.

BRYDGES ENGINEERING
IN ENVIRONMENT AND ENERGY, DPC

Date: Wednesday, April 20, 2022

Site Name: Pilgrim Village - Family Site (915362)

Upwind Data		Downwind Data			Delta
Time	PM10 15min Average (µg/m³)	Time	PM10 15min Average (µg/m³)	VOC 15min Average (ppm)	PM10 15min Average (µg/m³)
		4/20/2022 8:20	12.9	0.0	12.9
Having electrical issues with Upwind Monitor.		4/20/2022 8:30	9.8	0.0	9.8
		4/20/2022 8:40	6	0.0	6
		4/20/2022 8:50	6	0.0	6
		4/20/2022 9:00	6.7	0.0	6.7
		4/20/2022 9:10	12.9	0.0	12.9
		4/20/2022 9:20	8.7	0.0	8.7
		4/20/2022 9:30	5.5	0.0	5.5
		4/20/2022 9:40	4.7	0.0	4.7
4/20/2022 9:50	7.1	4/20/2022 9:50	4.2	0.0	-2.9
4/20/2022 10:00	4.8	4/20/2022 10:00	6.2	0.0	1.4
4/20/2022 10:10	12.4	4/20/2022 10:10	7.5	0.0	-4.9
4/20/2022 10:20	5.9	4/20/2022 10:20	2.7	0.0	-3.2
4/20/2022 10:30	11	4/20/2022 10:30	2.8	0.0	-8.2
4/20/2022 10:40	10.6	4/20/2022 10:40	2.9	0.0	-7.7
4/20/2022 10:50	4.5	4/20/2022 10:50	1.4	0.0	-3.1
4/20/2022 11:00	6.9	4/20/2022 11:00	3.9	0.0	-3
4/20/2022 11:10	7	4/20/2022 11:10	3.3	0.0	-3.7
4/20/2022 11:20	10.7	4/20/2022 11:20	3.7	0.0	-7
4/20/2022 11:30	14.6	4/20/2022 11:30	4.1	0.0	-10.5
4/20/2022 11:40	12	4/20/2022 11:40	7	0.0	-5
4/20/2022 11:50	16.6	4/20/2022 11:50	3.4	0.0	-13.2
4/20/2022 12:00	7	4/20/2022 12:00	3.9	0.0	-3.1
4/20/2022 12:10	6.9	4/20/2022 12:10	4.9	0.0	-2
4/20/2022 12:20	5.3	4/20/2022 12:20	4.5	0.0	-0.8
4/20/2022 12:30	9.6	4/20/2022 12:30	4.3	0.0	-5.3
4/20/2022 12:40	12.6	4/20/2022 12:40	4	0.0	-8.6
4/20/2022 12:50	18.1	4/20/2022 12:50	3.7	0.0	-14.4
4/20/2022 13:00	8.5	4/20/2022 13:00	4	0.0	-4.5
4/20/2022 13:10	8.2	4/20/2022 13:10	4.3	0.0	-3.9
4/20/2022 13:20	5.9	4/20/2022 13:20	4.3	0.0	-1.6
4/20/2022 13:30	5.3	4/20/2022 13:30	2.7	0.0	-2.6
4/20/2022 13:40	4.7	4/20/2022 13:40	2	0.0	-2.7
4/20/2022 13:50	3	4/20/2022 13:50	4.4	0.0	1.4
4/20/2022 14:00	5.4	4/20/2022 14:00	8.6	0.0	3.2
4/20/2022 14:10	10.5	4/20/2022 14:10	6.9	0.0	-3.6
4/20/2022 14:20	15.9	4/20/2022 14:20	7	0.0	-8.9
4/20/2022 14:30	14	4/20/2022 14:30	6.2	0.0	-7.8
4/20/2022 14:40	6.9	4/20/2022 14:40	8.5	0.0	1.6
4/20/2022 14:50	5	4/20/2022 14:50	4.5	0.0	-0.5
4/20/2022 15:00	9.1	4/20/2022 15:00	2.7	0.0	-6.4
4/20/2022 15:10	7.4	4/20/2022 15:10	2.6	0.0	-4.8
4/19/2022 15:10	1.1	4/20/2022 15:20	3	0.0	1.9
4/19/2022 15:20	1.5	4/19/2022 15:20	1	0.0	-0.5
4/19/2022 15:30	2.1	4/19/2022 15:30	0.9	0.0	-1.2
4/19/2022 15:40	1.8	4/19/2022 15:40	2.2	0.0	0.4
4/19/2022 15:50	2.4	4/19/2022 15:50	2.7	0.0	0.3

*****Particulate Threshold PM 10 15minute average = 100µg/m³ above background***

BRYDGES ENGINEERING
IN ENVIRONMENT AND ENERGY, DPC

Site Name: Pilgrim Village - Family Site (915362) **Date:** Wednesday, April 20, 2022

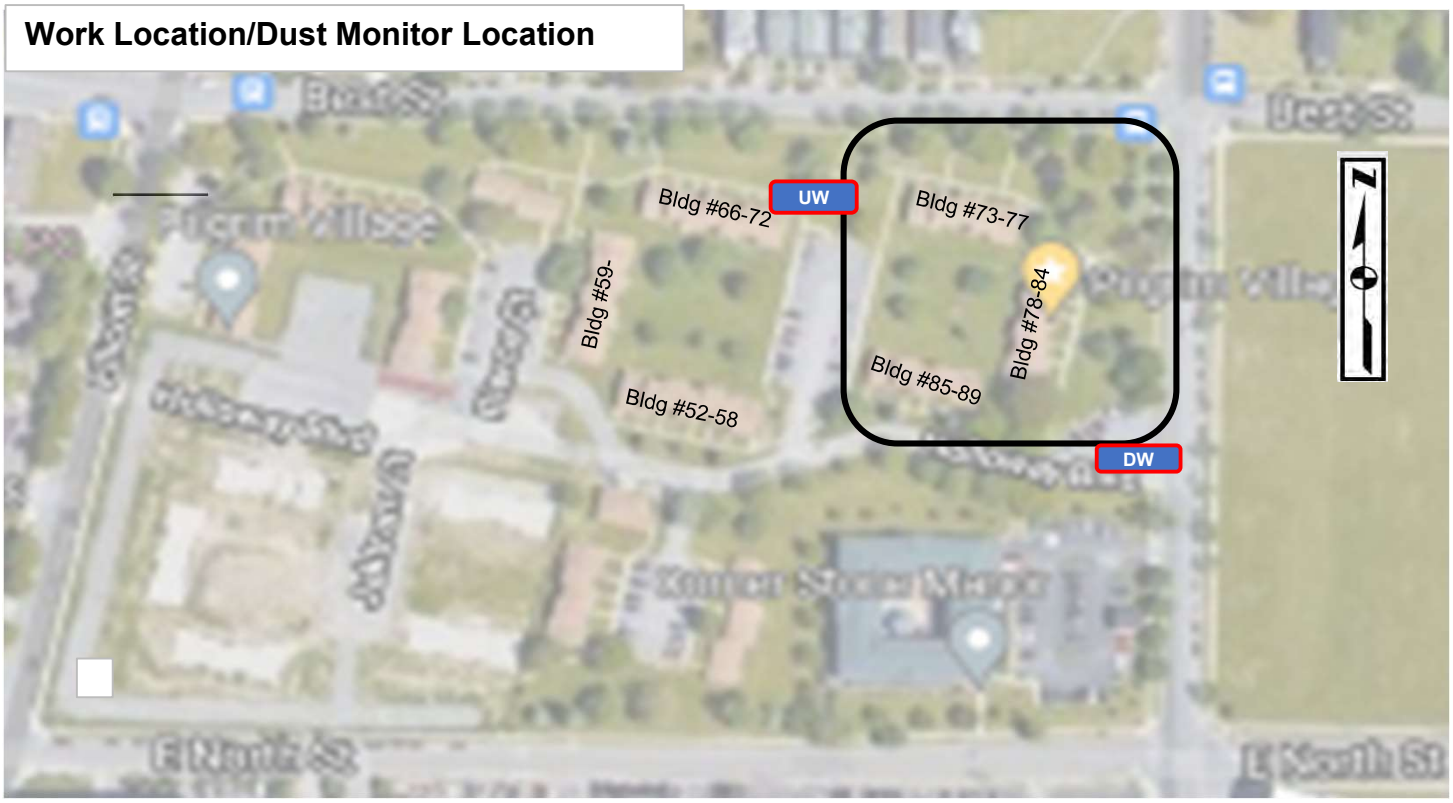

LEGEND

- UW — Dust Monitor Location (Upwind)
- DW — Dust Monitor Location (Downwind)
- Work Location

960 Busti Ave.
Buffalo, New York 14213

DAILY FIELD REPORT

Date:	Thursday, April 21, 2022
Site Name:	Pilgrim Village - Family Site (915362)
Location:	1100 Michigan Ave., Buffalo
Contractor-Subcontrators:	Kulbacks
Weather Conditions:	Overcast 55 Deg F Wind: S 21mph

Description of Work Performed:

Importing stone from Lafarge to backfill inside the building and along Holloway Blvd.

Site wet from heavy overnight rains. Did not set up dust monitors. There was no indication of dust.

DEC Inspector Kevin Glasser visited site at 9:00am.

(Use attached sheet for additional work description)

Problems/Observations Noted:
None

Health and Safety Monitoring:
None

Contractor Work Force:	Kulbacks: 1 Superintendant 3 operators
Contractor Equipment:	Kulbacks: 2 excavators, 2 dozers, 1 skidsteer, 2 rollers
Attachments:	Daily Photolog, Air Monitoring Report, Work Location Map
Inspector's Name:	Libby Broderick

960 Busti Ave.
Buffalo, New York 14213

DAILY FIELD REPORT

Date:	Thursday, April 21, 2022
Site Name:	Pilgrim Village - Family Site (915362)
Location:	1100 Michigan Ave., Buffalo

Description of Work Performed (cont):

Materials Import/Export

Imported Material:

Material	Source		Loads		Amount (Tons)
Stone	Lafarge		103		2160.88
				Total Stone Delivered (Tons)	2160.88

Exported Material:

Material	Destination	Loads
	Total Material Hauled - Approx. (Tons)	**0**
	Total Material Hauled - Approx. (Tons)	**0**

Photo Log

Site: Pilgrim Village - Family Site (915362) **Date:** Thursday, April 21, 2022

Site wet from overnight rain. Looking east.

Importing stone from Lafarge to backfill inside the building. Looking northeast.

Excavated NW corner of site. Pulled sample B-64. Looking north.

Moving stone from stockpile to use as backfill inside the building. Looking north.

BE3
BRYDGES ENGINEERING
IN ENVIRONMENT AND ENERGY, DPC

Date: Thursday, April 21, 2022

Site Name: Pilgrim Village - Family Site (915362)

Upwind Data		Downwind Data			Delta
Time	PM10 15min Average (µg/m³)	Time	PM10 15min Average (µg/m³)	VOC 15min Average (ppm)	PM10 15min Average (µg/m³)
					0
					0
					0
					0
					0
					0
					0
					0
					0
					0
					0
					0
					0
					0
					0
					0
					0
					0
					0
					0
					0
					0
					0
					0
					0
					0
					0
					0
					0
					0
					0
					0
					0
					0
					0
					0
					0
					0
					0
					0
					0
					0
					0
					0
					0
					0
					0

***Particulate Threshold PM 10 15minute average = 100µg/m³ above background**

BRYDGES ENGINEERING
IN ENVIRONMENT AND ENERGY, DPC

Site Name: Pilgrim Village - Family Site (915362) **Date:** Thursday, April 21, 2022

Work Location/Dust Monitor Location

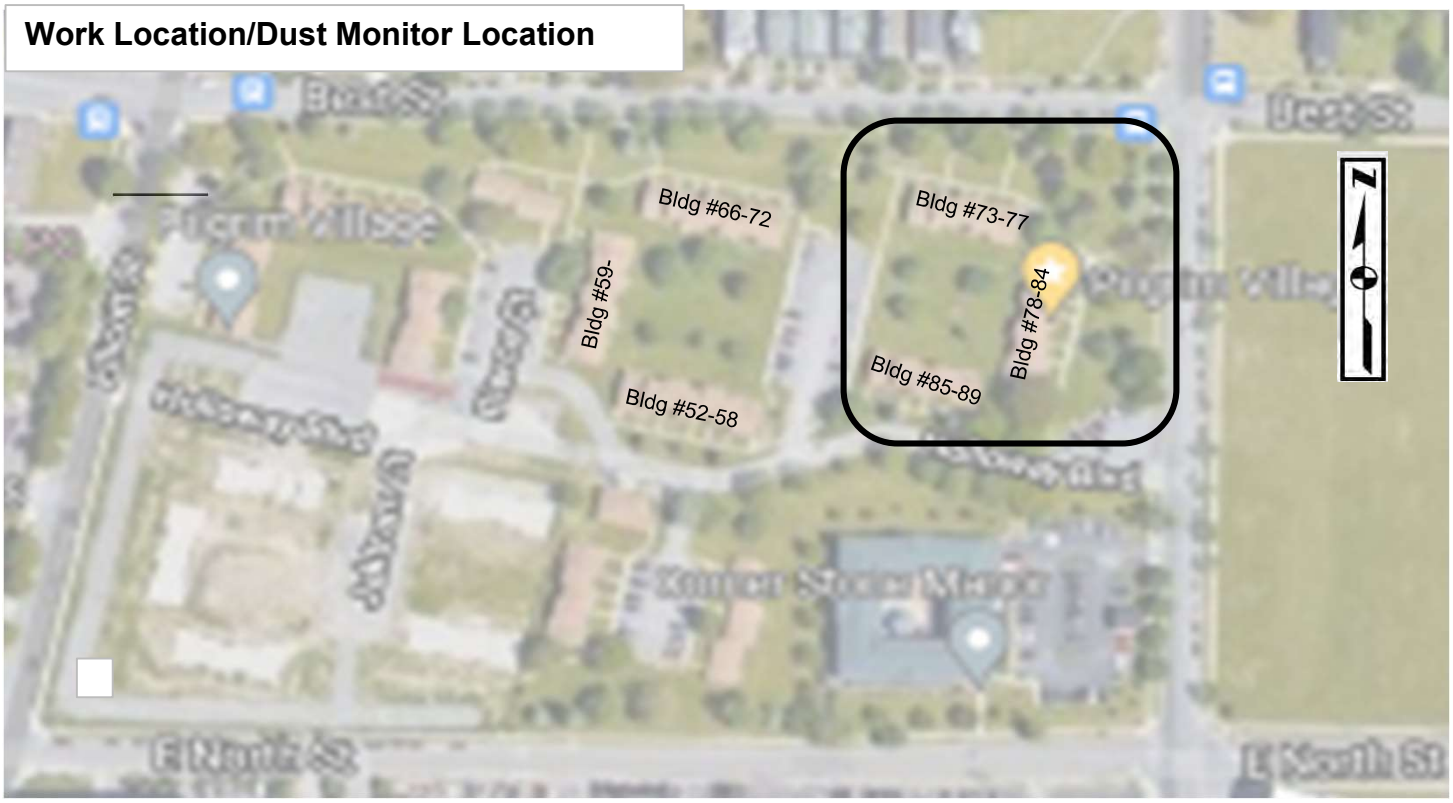

LEGEND

- UW — Dust Monitor Location (Upwind)
- DW — Dust Monitor Location (Downwind)
- Work Location

960 Busti Ave.
Buffalo, New York 14213

BRYDGES ENGINEERING
IN ENVIRONMENT AND ENERGY, DPC

Daily Field Report

Date:	Friday, April 22, 2022
Site Name:	Pilgrim Village - Family Site #C915362
Location:	1100 Michigan Ave, Buffalo, New York
Contractor/Sub-Contractor:	Kulbacks
Weather Conditions:	Clear/sunny 37 °F SW 3 mph

Description of Work Performed:

Fill being hauled and piled on site

No contaiminated soil being hauled.

DEC Kevin Glasser on site at 1:00 PM

Dust monitors were set up and running, no indication of exceedance.

Problems/Observations	none
Health and Saftey Concerns:	none
Contractor Work Force:	Kulbacks - 1 supervisor 2 operators 1 laboroer
Contractor Equipment	Kulbacks - 2 excavators 2 dozers, 1 roller 1 skidster

Attachments : Daily report, Photo Log, Air Monitoring Report, Work Location Map

Inspectors Name	Sydney Deck

960 Busti Ave.
Buffalo, New York 14213

Daily Field Report Continued

Date:	Friday, April 22, 2022		
Site Name:	Pilgrim Village - Family Site #C915362		
Location:	1100 Michigan Ave, Buffalo, New York		
Work Performed Continued			
Imported Material		Loads:	Amount (Tons)
Stone LaFarge		72	1516.67
Exported Material	Destination	Loads:	Amount (Tons)
Total Material Hauled - Approx. (Tons)			0

960 Busti Ave.
Buffalo, New York 14213

Photo Log

Date:	Friday, April 22, 2022
Site Name:	Pilgrim Village - Family Site #C915362

Photo 1

North wall being filled with stone and levelled.

Photo 2

Telephone poles removed with clean fill being spread out.

960 Busti Ave.
Buffalo, New York 14213

Community Air Monitoring Program Data

Date:		Friday, April 22, 2022			
Site Name:		Pilgrim Village - Family Site #C915362			
Upwind Data		Downwind Data			Delta
Time	PM 10 - 15 min AVG (µg/m³)	Time	PM 10 - 15 min AVG (µg/m³)	VOC	PM 10 - 15m AVG (µg/m³)
4/22/22 11:10 AM	2.7	4/22/22 11:10 AM	7.4	0	4.7
4/22/22 11:20 AM	5	4/22/22 11:20 AM	18.5	0	13.5
4/22/22 11:30 AM	5.2	4/22/22 11:30 AM	8.5	0	3.3
4/22/22 11:40 AM	29	4/22/22 11:40 AM	7.5	0	-21.5
4/22/22 11:50 AM	5.7	4/22/22 11:50 AM	5.9	0	0.2
4/22/22 12:00 PM	5.6	4/22/22 12:00 PM	7.3	0	1.7
4/22/22 12:10 PM	3.9	4/22/22 12:10 PM	9.8	0	5.9
4/22/22 12:20 PM	1.5	4/22/22 12:20 PM	58.7	0	57.2
4/22/22 12:30 PM	9.6	4/22/22 12:30 PM	37.4	0	27.8
4/22/22 12:40 PM	2.7	4/22/22 12:40 PM	6.4	0	3.7
4/22/22 12:50 PM	2.9	4/22/22 12:50 PM	6.2	0	3.3
4/22/22 1:00 PM	3.7	4/22/22 1:00 PM	10.7	0	7
4/22/22 1:10 PM	3.9	4/22/22 1:10 PM	11.1	0	7.2
4/22/22 1:20 PM	3.3	4/22/22 1:20 PM	5.3	0	2
4/22/22 1:30 PM	3.7	4/22/22 1:30 PM	4.6	0	0.9
4/22/22 1:40 PM	3.9	4/22/22 1:40 PM	5	0	1.1
4/22/22 1:50 PM	2.6	4/22/22 1:50 PM	4.3	0	1.7
4/22/22 2:00 PM	3	4/22/22 2:00 PM	3.3	0	0.3
4/22/22 2:10 PM	2.9	4/22/22 2:10 PM	9.2	0	6.3
4/22/22 2:20 PM	2.5	4/22/22 2:20 PM	8.4	0	5.9
4/22/22 2:30 PM	2.7	4/22/22 2:30 PM	6.5	0	3.8
4/22/22 2:40 PM	3.6	4/22/22 2:40 PM	4.7	0	1.1
4/22/22 2:50 PM	3.7	4/22/22 2:50 PM	4.7	0	1
4/22/22 3:00 PM	3.6	4/22/22 3:00 PM	6.2	0	2.6
4/22/22 3:10 PM	3.6	4/22/22 3:10 PM	5.6	0	2

*****Particulate Threshold PM 10 15minute average = 100µg/m³ above background***

960 Busti Ave.
Buffalo, New York 14213

Work Location Map

Date:	Friday, April 22, 2022
Site Name:	Pilgrim Village - Family Site #C915362

Legend	
UW	Dust monitor location (Upwind)
DW	Dust monitor location (Downwind)
	Work Location

960 Busti Ave.
Buffalo, New York 14213

BRYDGES ENGINEERING
IN ENVIRONMENT AND ENERGY, DPC

Daily Field Report

Date:	Monday, April 25, 2022
Site Name:	Pilgrim Village - Family Site
Location:	1100 Michigan Ave, Buffalo, New York
Contractor/Sub-Contractor:	Kulbacks
Weather Conditions:	Mostly Cloudy 68 °F SW 7 mph

Description of Work Performed:

Stripped remaining forms off concrete foundation

Installing and compacting stone LaFarge

Exceedance in dust between 8:20 and 8:30 AM, with another exceedance at 2:20 PM

Informed contractor of dust exceedance and advised bringing in a water truck to dampen the ground and reduce speed of trucks on site,

Problems/Observations	none
Health and Saftey Concerns:	none
Contractor Work Force:	Kulbacks - 1 supervisor 2 operators 1 laboroer
Contractor Equipment	none

Attachments : Daily report, Photo Log, Air Monitoring Report, Work Location Map

Inspectors Name	Sydney Deck

960 Busti Ave.
Buffalo, New York 14213

Daily Field Report Continued

Date:	Monday, April 25, 2022		
Site Name:	Pilgrim Village - Family Site		
Location:	1100 Michigan Ave, Buffalo, New York		
Work Performed Continued			
Imported Material		Loads:	Amount (Tons)
Stone LaFarge		70	1485.24
Exported Material	Destination	Loads:	Amount (Tons)
Total Material Hauled - Approx. (Tons)			0

960 Busti Ave.
Buffalo, New York 14213

Photo Log

Date:	Monday, April 25, 2022
Site Name:	Pilgrim Village - Family Site

Photo 1

Foundations forms in the process of being removed from dried north wall and used at east wall.

Photo 2

Stone laFarge piled waiting to be installed and compacted.

960 Busti Ave.
Buffalo, New York 14213

Air Quality Data

Date:	Monday, April 25, 2022				
Site Name:	Pilgrim Village - Family Site				
Upwind Data		Downwind Data			Delta
Time	PM 10 - 15 min AVG (µg/m³)	Time	PM 10 - 15 min AVG (µg/m³)	VOC	PM 10 - 15m AVG (µg/m³)
4/25/22 7:40 AM	33.3	4/25/22 7:40 AM	59.2	0	-25.9
4/25/22 7:50 AM	80.1	4/25/22 7:50 AM	73.4	0	6.7
4/25/22 8:00 AM	113.5	4/25/22 8:00 AM	47.8	0	65.7
4/25/22 8:10 AM	102.6	4/25/22 8:10 AM	56.6	0	46
4/25/22 8:20 AM	199.3	4/25/22 8:20 AM	90	0	109.3
4/25/22 8:30 AM	224.9	4/25/22 8:30 AM	47.9	0	177
4/25/22 8:40 AM	33.8	4/25/22 8:40 AM	24.6	0	9.2
4/25/22 8:50 AM	16.4	4/25/22 8:50 AM	23.2	0	-6.8
4/25/22 9:00 AM	15.9	4/25/22 9:00 AM	16.8	0	-0.9
4/25/22 9:10 AM	14.9	4/25/22 9:10 AM	20.1	0	-5.2
4/25/22 9:20 AM	11.4	4/25/22 9:20 AM	15.4	0	-4
4/25/22 9:30 AM	11.6	4/25/22 9:30 AM	31.4	0	-19.8
4/25/22 9:40 AM	14.4	4/25/22 9:40 AM	33.2	0	-18.8
4/25/22 9:50 AM	12.5	4/25/22 9:50 AM	20.9	0	-8.4
4/25/22 10:00 AM	12.1	4/25/22 10:00 AM	16.6	0	-4.5
4/25/22 10:10 AM	11.2	4/25/22 10:10 AM	18.2	0	-7
4/25/22 10:20 AM	12.7	4/25/22 10:20 AM	21.2	0	-8.5
4/25/22 10:30 AM	17.7	4/25/22 10:30 AM	22	0	-4.3
4/25/22 10:40 AM	16.6	4/25/22 10:40 AM	41.2	0	-24.6
4/25/22 10:50 AM	15	4/25/22 10:50 AM	42.9	0	-27.9
4/25/22 11:00 AM	12.4	4/25/22 11:00 AM	18.1	0	-5.7
4/25/22 11:10 AM	12.6	4/25/22 11:10 AM	17.5	0	-4.9
4/25/22 11:20 AM	12.4	4/25/22 11:20 AM	18.2	0	-5.8
4/25/22 11:30 AM	12.2	4/25/22 11:30 AM	18.4	0	-6.2
4/25/22 11:40 AM	11.8	4/25/22 11:40 AM	38.7	0	-26.9
4/25/22 11:50 AM	12.2	4/25/22 11:50 AM	19.9	0	-7.7
4/25/22 12:00 PM	12.9	4/25/22 12:00 PM	19	0	-6.1
4/25/22 12:10 PM	10.4	4/25/22 12:10 PM	16.8	0	-6.4
4/25/22 12:20 PM	9.6	4/25/22 12:20 PM	17.6	0	-8
4/25/22 12:30 PM	11.3	4/25/22 12:30 PM	17.1	0	-5.8
4/25/22 12:40 PM	10.8	4/25/22 12:40 PM	16.5	0	-5.7
4/25/22 12:50 PM	37.4	4/25/22 12:50 PM	15.7	0	21.7
4/25/22 1:00 PM	38.4	4/25/22 1:00 PM	16.3	0	22.1
4/25/22 1:10 PM	9.5	4/25/22 1:10 PM	12.8	0	-3.3
4/25/22 1:20 PM	10	4/25/22 1:20 PM	9.8	0	0.2
4/25/22 1:30 PM	56.7	4/25/22 1:30 PM	8.7	0	48
4/25/22 1:40 PM	17.7	4/25/22 1:40 PM	8.7	0	9
4/25/22 1:50 PM	17.6	4/25/22 1:50 PM	8.6	0	9
4/25/22 2:00 PM	20.3	4/25/22 2:00 PM	11.3	0	9
4/25/22 2:10 PM	45	4/25/22 2:10 PM	14.9	0	30.1
4/25/22 2:20 PM	119.6	4/25/22 2:20 PM	16	0	103.6
4/25/22 2:30 PM	98.9	4/25/22 2:30 PM	12.5	0	86.4
4/25/22 2:40 PM	17.2	4/25/22 2:40 PM	11.4	0	5.8
4/25/22 2:50 PM	8.5	4/25/22 2:50 PM	11	0	-2.5
4/25/22 3:00 PM	17.1	4/25/22 3:00 PM	12.3	0	4.8
4/25/22 3:10 PM	77.2	4/25/22 3:10 PM	11.9	0	65.3
4/25/22 3:20 PM	90.8	4/25/22 3:20 PM	13	0	77.8
4/25/22 3:30 PM	40.9	4/25/22 3:30 PM	13.8	0	27.1
4/25/22 3:40 PM	20.8	4/25/22 3:40 PM	16.8	0	4
4/25/22 3:50 PM	44.3	4/25/22 3:50 PM	13.4	0	30.9
4/25/22 4:00 PM	59.9	4/25/22 4:00 PM	9.7	0	50.2
4/25/22 4:10 PM	46.4	4/25/22 4:10 PM	175	0	-128.6
4/25/22 4:20 PM	22.3			0	22.3

*****Particulate Threshold PM 10 15minute average = 100µg/m³ above background***

BRYDGES ENGINEERING
IN ENVIRONMENT AND ENERGY, DPC

960 Busti Ave.
Buffalo, New York 14213

Work Location Map

Date:	Monday, April 25, 2022
Site Name:	Pilgrim Village - Family Site

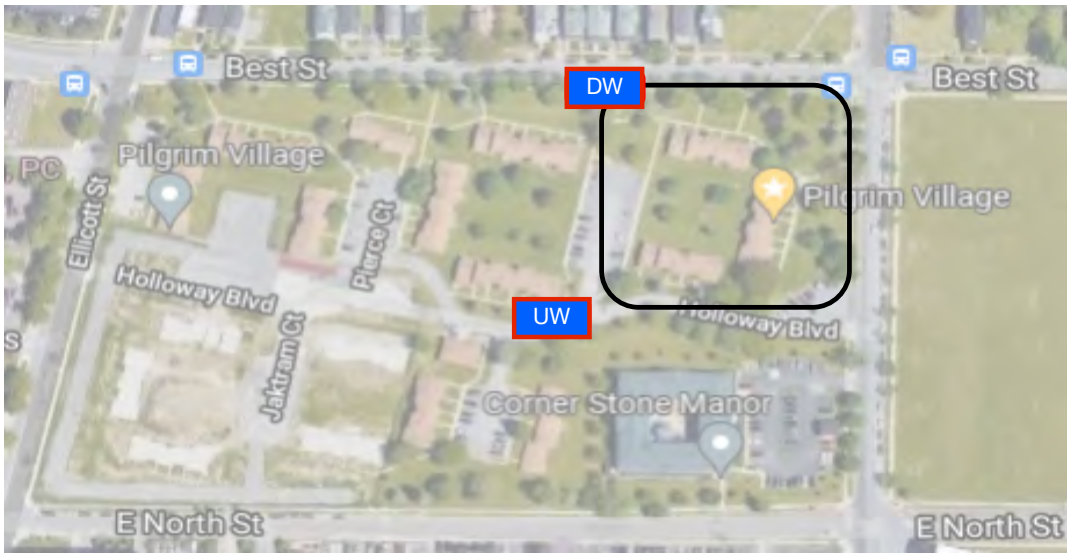

Legend	
UW	Dust monitor location (Upwind)
DW	Dust monitor location (Downwind)
	Work Location

960 Busti Ave.
Buffalo, New York 14213

BRYDGES ENGINEERING
IN ENVIRONMENT AND ENERGY, DPC

Daily Field Report

Date:	Monday, April 25, 2022
Site Name:	Pilgrim Village - Family Site
Location:	1100 Michigan Ave, Buffalo, New York
Contractor/Sub-Contractor:	Kulbacks
Weather Conditions:	Mostly Cloudy 68 °F SW 7 mph

Description of Work Performed:

Stripped remaining forms off concrete foundation

Installing and compacting stone LaFarge

Exceedance in dust between 8:20 and 8:30 AM, with another exceedance at 2:20 PM

Informed contractor of dust exceedance and advised bringing in a water truck to dampen the ground and reduce speed of trucks on site,

Problems/Observations	none
Health and Saftey Concerns:	none
Contractor Work Force:	Kulbacks - 1 supervisor 2 operators 1 laboroer
Contractor Equipment	none

Attachments : Daily report, Photo Log, Air Monitoring Report, Work Location Map

Inspectors Name	Sydney Deck

960 Busti Ave.
Buffalo, New York 14213

Daily Field Report Continued

Date:	Monday, April 25, 2022		
Site Name:	Pilgrim Village - Family Site		
Location:	1100 Michigan Ave, Buffalo, New York		
Work Performed Continued			
Imported Material		Loads:	Amount (Tons)
Stone LaFarge		70	1485.24
Exported Material	Destination	Loads:	Amount (Tons)
Total Material Hauled - Approx. (Tons)			0

960 Busti Ave.
Buffalo, New York 14213

Photo Log

Date:	Monday, April 25, 2022
Site Name:	Pilgrim Village - Family Site

Photo 1

Foundations forms in the process of being removed from dried north wall and used at east wall.

Photo 2

Stone laFarge piled waiting to be installed and compacted.

960 Busti Ave.
Buffalo, New York 14213

Air Quality Data

Date:	Monday, April 25, 2022				
Site Name:	Pilgrim Village - Family Site				
Upwind Data		Downwind Data			Delta
Time	PM 10 - 15 min AVG (µg/m³)	Time	PM 10 - 15 min AVG (µg/m³)	VOC	PM 10 - 15m AVG (µg/m³)
4/25/22 7:40 AM	33.3	4/25/22 7:40 AM	59.2	0	-25.9
4/25/22 7:50 AM	80.1	4/25/22 7:50 AM	73.4	0	6.7
4/25/22 8:00 AM	113.5	4/25/22 8:00 AM	47.8	0	65.7
4/25/22 8:10 AM	102.6	4/25/22 8:10 AM	56.6	0	46
4/25/22 8:20 AM	199.3	4/25/22 8:20 AM	90	0	109.3
4/25/22 8:30 AM	224.9	4/25/22 8:30 AM	47.9	0	177
4/25/22 8:40 AM	33.8	4/25/22 8:40 AM	24.6	0	9.2
4/25/22 8:50 AM	16.4	4/25/22 8:50 AM	23.2	0	-6.8
4/25/22 9:00 AM	15.9	4/25/22 9:00 AM	16.8	0	-0.9
4/25/22 9:10 AM	14.9	4/25/22 9:10 AM	20.1	0	-5.2
4/25/22 9:20 AM	11.4	4/25/22 9:20 AM	15.4	0	-4
4/25/22 9:30 AM	11.6	4/25/22 9:30 AM	31.4	0	-19.8
4/25/22 9:40 AM	14.4	4/25/22 9:40 AM	33.2	0	-18.8
4/25/22 9:50 AM	12.5	4/25/22 9:50 AM	20.9	0	-8.4
4/25/22 10:00 AM	12.1	4/25/22 10:00 AM	16.6	0	-4.5
4/25/22 10:10 AM	11.2	4/25/22 10:10 AM	18.2	0	-7
4/25/22 10:20 AM	12.7	4/25/22 10:20 AM	21.2	0	-8.5
4/25/22 10:30 AM	17.7	4/25/22 10:30 AM	22	0	-4.3
4/25/22 10:40 AM	16.6	4/25/22 10:40 AM	41.2	0	-24.6
4/25/22 10:50 AM	15	4/25/22 10:50 AM	42.9	0	-27.9
4/25/22 11:00 AM	12.4	4/25/22 11:00 AM	18.1	0	-5.7
4/25/22 11:10 AM	12.6	4/25/22 11:10 AM	17.5	0	-4.9
4/25/22 11:20 AM	12.4	4/25/22 11:20 AM	18.2	0	-5.8
4/25/22 11:30 AM	12.2	4/25/22 11:30 AM	18.4	0	-6.2
4/25/22 11:40 AM	11.8	4/25/22 11:40 AM	38.7	0	-26.9
4/25/22 11:50 AM	12.2	4/25/22 11:50 AM	19.9	0	-7.7
4/25/22 12:00 PM	12.9	4/25/22 12:00 PM	19	0	-6.1
4/25/22 12:10 PM	10.4	4/25/22 12:10 PM	16.8	0	-6.4
4/25/22 12:20 PM	9.6	4/25/22 12:20 PM	17.6	0	-8
4/25/22 12:30 PM	11.3	4/25/22 12:30 PM	17.1	0	-5.8
4/25/22 12:40 PM	10.8	4/25/22 12:40 PM	16.5	0	-5.7
4/25/22 12:50 PM	37.4	4/25/22 12:50 PM	15.7	0	21.7
4/25/22 1:00 PM	38.4	4/25/22 1:00 PM	16.3	0	22.1
4/25/22 1:10 PM	9.5	4/25/22 1:10 PM	12.8	0	-3.3
4/25/22 1:20 PM	10	4/25/22 1:20 PM	9.8	0	0.2
4/25/22 1:30 PM	56.7	4/25/22 1:30 PM	8.7	0	48
4/25/22 1:40 PM	17.7	4/25/22 1:40 PM	8.7	0	9
4/25/22 1:50 PM	17.6	4/25/22 1:50 PM	8.6	0	9
4/25/22 2:00 PM	20.3	4/25/22 2:00 PM	11.3	0	9
4/25/22 2:10 PM	45	4/25/22 2:10 PM	14.9	0	30.1
4/25/22 2:20 PM	119.6	4/25/22 2:20 PM	16	0	103.6
4/25/22 2:30 PM	98.9	4/25/22 2:30 PM	12.5	0	86.4
4/25/22 2:40 PM	17.2	4/25/22 2:40 PM	11.4	0	5.8
4/25/22 2:50 PM	8.5	4/25/22 2:50 PM	11	0	-2.5
4/25/22 3:00 PM	17.1	4/25/22 3:00 PM	12.3	0	4.8
4/25/22 3:10 PM	77.2	4/25/22 3:10 PM	11.9	0	65.3
4/25/22 3:20 PM	90.8	4/25/22 3:20 PM	13	0	77.8
4/25/22 3:30 PM	40.9	4/25/22 3:30 PM	13.8	0	27.1
4/25/22 3:40 PM	20.8	4/25/22 3:40 PM	16.8	0	4
4/25/22 3:50 PM	44.3	4/25/22 3:50 PM	13.4	0	30.9
4/25/22 4:00 PM	59.9	4/25/22 4:00 PM	9.7	0	50.2
4/25/22 4:10 PM	46.4	4/25/22 4:10 PM	175	0	-128.6
4/25/22 4:20 PM	22.3			0	22.3

*****Particulate Threshold PM 10 15minute average = 100µg/m³ above background***

BRYDGES ENGINEERING
IN ENVIRONMENT AND ENERGY, DPC

960 Busti Ave.
Buffalo, New York 14213

Work Location Map

Date:	Monday, April 25, 2022
Site Name:	Pilgrim Village - Family Site

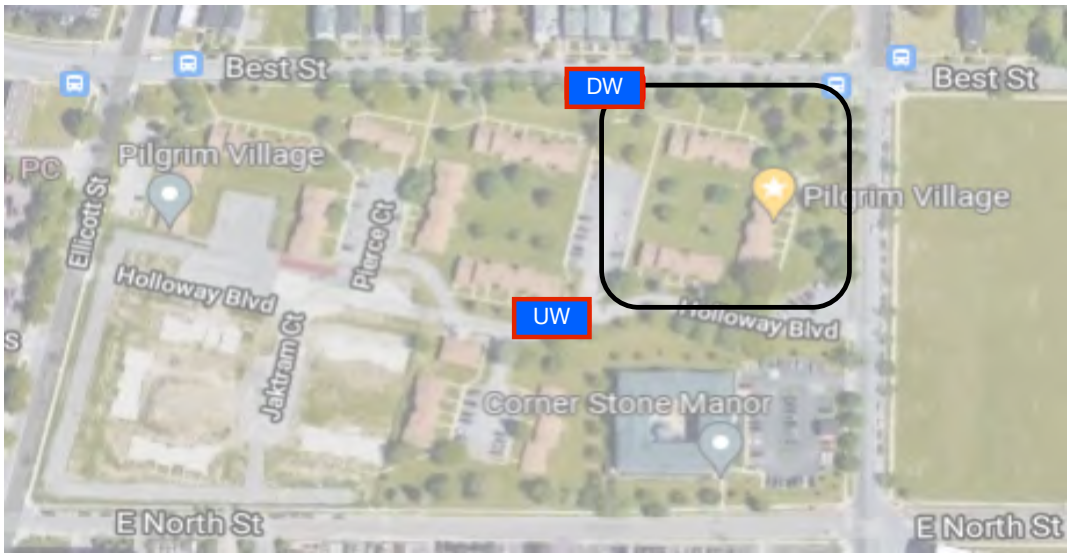

Legend	
UW	Dust monitor location (Upwind)
DW	Dust monitor location (Downwind)
	Work Location

960 Busti Ave.
Buffalo, New York 14213

BRYDGES ENGINEERING
IN ENVIRONMENT AND ENERGY, DPC

Daily Field Report

Date:	Tuesday, April 26, 2022
Site Name:	Pilgrim Village - Family Site #C915362
Location:	1100 Michigan Ave, Buffalo, New York
Contractor/Sub-Contractor:	Kulbacks
Weather Conditions:	Cloudy 40 °F SW 10 mph

Description of Work Performed:

Importing and compacting hauled stone.

Exceedance in dust between 12:50 AM and 1 PM.

Informed contractor of dust exceedance and advised bringing in a water truck to dampen the ground and reduce speed of trucks on site,

Problems/Observations	none
Health and Saftey Concerns:	none
Contractor Work Force:	Kulbacks - 1 supervisor, 2 operators, 1 laboroer
Contractor Equipment	Kulbacks - 2 excavators, 2 bulldozers, 1 roller, 1 skidster

Attachments : Daily report, Photo Log, Air Monitoring Report, Work Location Map

Inspectors Name	Sydney Deck

960 Busti Ave.
Buffalo, New York 14213

Daily Field Report Continued

Date:	Tuesday, April 26, 2022
Site Name:	Pilgrim Village - Family Site #C915362
Location:	1100 Michigan Ave, Buffalo, New York

Work Performed Continued

Imported Material		Loads:	Amount (Tons)
Stone LaFarge		71	1546.48
Exported Material	Destination	Loads:	Amount (Tons)
Total Material Hauled - Approx. (Tons)			0

960 Busti Ave.
Buffalo, New York 14213

Photo Log

Date:	Tuesday, April 26, 2022
Site Name:	Pilgrim Village - Family Site #C915362

Photo 1

Northeast edge of wall, progression of importing and compacting fill

Photo 2

Northwest edge of family site's progression on stone import and compaction.

960 Busti Ave.
Buffalo, New York 14213

Community Air Monitoring Program Data

Date:	Tuesday, April 26, 2022				
Site Name:	Pilgrim Village - Family Site #C915362				
Upwind Data		Downwind Data			Delta
Time	PM 10 - 15 min AVG (µg/m³)	Time	PM 10 - 15 min AVG (µg/m³)	VOC	PM 10 - 15m AVG (µg/m³)
4/26/22 12:30 PM	2.7	4/26/22 12:30 PM	31.4	0	28.7
4/26/22 12:40 PM	2.2	4/26/22 12:40 PM	45.9	0	43.7
4/26/22 12:50 PM	2.3	4/26/22 12:50 PM	103.9	0	101.6
4/26/22 1:00 PM	2.7	4/26/22 1:00 PM	136.8	0	134.1
4/26/22 1:10 PM	2.5	4/26/22 1:10 PM	64.5	0	62
4/26/22 1:20 PM	2.5	4/26/22 1:20 PM	18.7	0	16.2
4/26/22 1:30 PM	2	4/26/22 1:30 PM	20.2	0	18.2
4/26/22 1:40 PM	2.1	4/26/22 1:40 PM	15.8	0	13.7
4/26/22 1:50 PM	3.1	4/26/22 1:50 PM	38.6	0	35.5
4/26/22 2:00 PM	3.1	4/26/22 2:00 PM	97.6	0	94.5
4/26/22 2:10 PM	3.5	4/26/22 2:10 PM	70.9	0	67.4
4/26/22 2:20 PM	4.1	4/26/22 2:20 PM	8.8	0	4.7
4/26/22 2:30 PM	4.5	4/26/22 2:30 PM	15.6	0	11.1
4/26/22 2:40 PM	3.3	4/26/22 2:40 PM	57.9	0	54.6
4/26/22 2:50 PM	2.6	4/26/22 2:50 PM	71.5	0	68.9
4/26/22 3:00 PM	2.7	4/26/22 3:00 PM	85.6	0	82.9
4/26/22 3:10 PM	2.3	4/26/22 3:10 PM	29.6	0	27.3
4/26/22 3:20 PM	2.8	4/26/22 3:20 PM	25.4	0	22.6
4/26/22 3:30 PM	2.8	4/26/22 3:30 PM	24.7	0	21.9
4/26/22 3:40 PM	2.2	4/26/22 3:40 PM	17.7	0	15.5

*****Particulate Threshold PM 10 15minute average = 100µg/m³ above background***

BRYDGES ENGINEERING
IN ENVIRONMENT AND ENERGY, DPC

960 Busti Ave.
Buffalo, New York 14213

Work Location Map

Date:	Tuesday, April 26, 2022
Site Name:	Pilgrim Village - Family Site #C915362

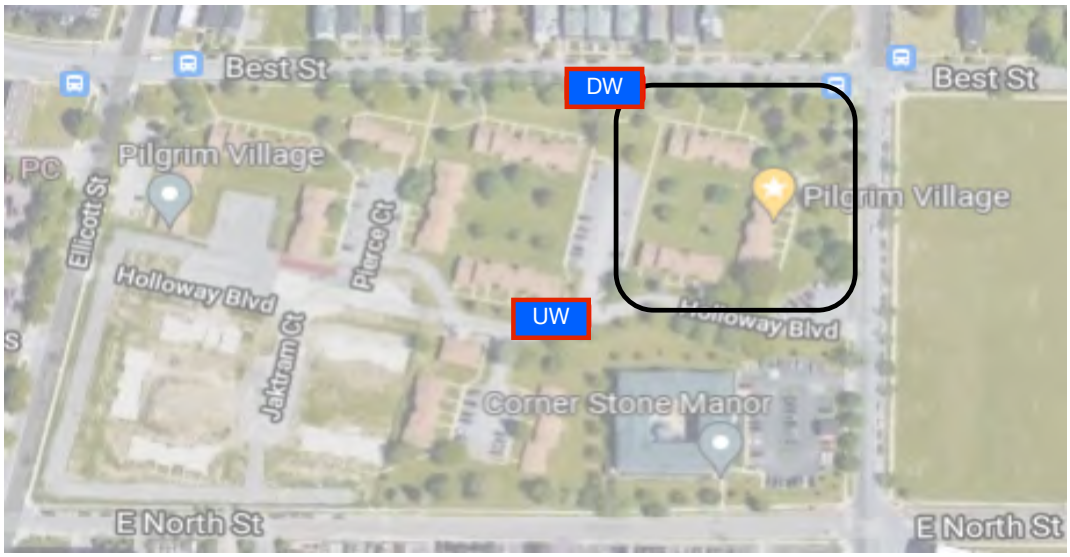

Legend	
UW	Dust monitor location (Upwind)
DW	Dust monitor location (Downwind)
	Work Location

960 Busti Ave.
Buffalo, New York 14213

BRYDGES ENGINEERING
IN ENVIRONMENT AND ENERGY, DPC

Daily Field Report

Date:	Wednesday, April 27, 2022
Site Name:	Pilgrim Village - Family Site #C915362
Location:	1100 Michigan Ave, Buffalo, New York
Contractor/Sub-Contractor:	Kulbacks
Weather Conditions:	Snow 33 °F W 12 mph

Description of Work Performed:

Installing and compacting stone being imported.

Snow and rain all day,

Digging out center parking lot and piling concrete waste for removal

Dust monitors were not set up due to excessive snow and sleet

Problems/Observations	none
Health and Saftey Concerns:	none
Contractor Work Force:	Kulbacks - 1 supervisor and 1 laborer
Contractor Equipment	Kulbacks - 1 excavator 1 bulldozer

Attachments : Daily report, Photo Log, Air Monitoring Report, Work Location Map

Inspectors Name	Sydney Deck

960 Busti Ave.
Buffalo, New York 14213

Daily Field Report Continued

Date:	Wednesday, April 27, 2022		
Site Name:	Pilgrim Village - Family Site #C915362		
Location:	1100 Michigan Ave, Buffalo, New York		
Work Performed Continued			
Imported Material		Loads:	Amount (Tons)
Exported Material	Destination	Loads:	Amount (Tons)
Total Material Hauled - Approx. (Tons) 0			

960 Busti Ave.
Buffalo, New York 14213

Photo Log

Date:	Wednesday, April 27, 2022
Site Name:	Pilgrim Village - Family Site #C915362

Photo 1

Further progression on North wall foundation. Fill is being laid between wall and street.

Photo 2

Far East wall progression of foundation being laid.

960 Busti Ave.
Buffalo, New York 14213

Community Air Monitoring Program Data

Date:		Wednesday, April 27, 2022			
Site Name:		Pilgrim Village - Family Site #C915362			
Upwind Data		Downwind Data			Delta
Time	PM 10 - 15 min AVG (µg/m³)	Time	PM 10 - 15 min AVG (µg/m³)	VOC	PM 10 - 15m AVG (µg/m³)

Due to snow and sleet, dust monitors were not set up. No data available for

*****Particulate Threshold PM 10 15minute average = 100µg/m³ above background***

960 Busti Ave.
Buffalo, New York 14213

Work Location Map

Date:	Wednesday, April 27, 2022
Site Name:	Pilgrim Village - Family Site #C915362

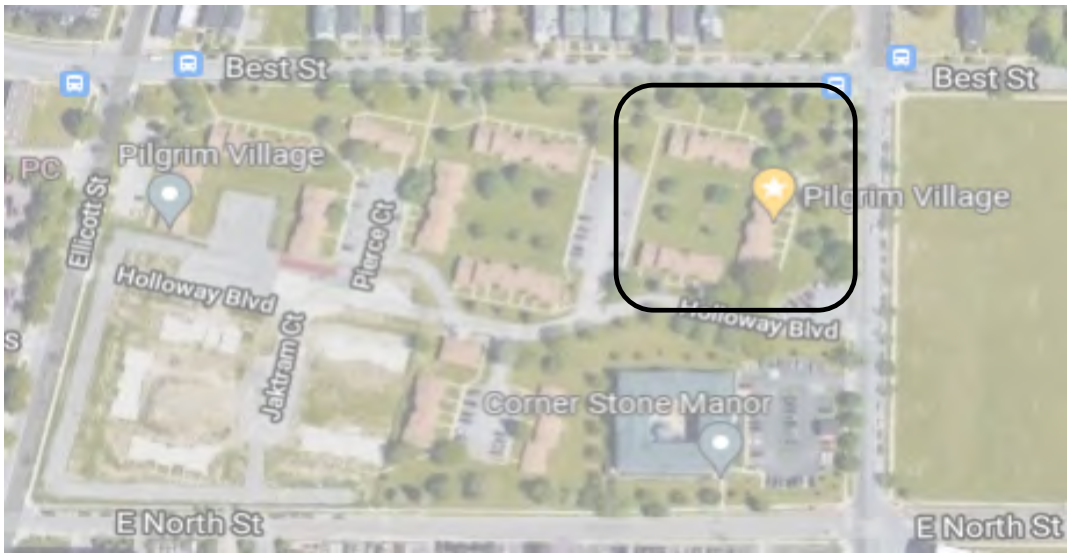

Legend	
UW	Dust monitor location (Upwind)
DW	Dust monitor location (Downwind)
	Work Location

960 Busti Ave.
Buffalo, New York 14213

BRYDGES ENGINEERING
IN ENVIRONMENT AND ENERGY, DPC

Daily Field Report

Date:	Thursday, April 28, 2022
Site Name:	Pilgrim Village - Family Site #C915362
Location:	1100 Michigan Ave, Buffalo, New York
Contractor/Sub-Contractor:	Kulbacks
Weather Conditions:	Sunny 40 °F SW 10 mph

Description of Work Performed:

Installing and compacting stone in preparation for next phase

Bulldozing and piling center parking lot blacktop for site removal

Dust monitors were set up and running, no indication of exceedance.

Problems/Observations	none
Health and Saftey Concerns:	none
Contractor Work Force:	Kulbacks - 1 supervisor and 1 laborer
Contractor Equipment	Kulbacks - 1 excavator 1 bulldozer

Attachments : Daily report, Photo Log, Air Monitoring Report, Work Location Map

Inspectors Name	Sydney Deck

960 Busti Ave.
Buffalo, New York 14213

BRYDGES ENGINEERING
IN ENVIRONMENT AND ENERGY, DPC

Daily Field Report Continued

Date:	Thursday, April 28, 2022
Site Name:	Pilgrim Village - Family Site #C915362
Location:	1100 Michigan Ave, Buffalo, New York

Work Performed Continued

Exposed small section of the gas line to review bedding and backfill material.
Appears to be sandy gravel material 2' on either side of the pipe.
PID detects 0.0ppm. Pulled sample B-55 to evaluate for contaiminats of concern.

Imported Material		Loads:	Amount (Tons)
Exported Material	Destination	Loads:	Amount (Tons)

Total Material Hauled - Approx. (Tons) 0

960 Busti Ave.
Buffalo, New York 14213

Photo Log

Date:	Thursday, April 28, 2022
Site Name:	Pilgrim Village - Family Site #C915362

Photo 1

Southeast corner of Family lot, can see East wall and fill being laid.

Photo 2

Northeast corner of Family site, height of fill is close to reaching required level.

960 Busti Ave.
Buffalo, New York 14213

BRYDGES ENGINEERING
IN ENVIRONMENT AND ENERGY, DPC

Community Air Monitoring Program Data

Date:	Thursday, April 28, 2022				
Site Name:	Pilgrim Village - Family Site #C915362				
Upwind Data		Downwind Data			Delta
Time	PM 10 - 15 min AVG (µg/m³)	Time	PM 10 - 15 min AVG (µg/m³)	VOC	PM 10 - 15m AVG (µg/m³)
		4/28/22 7:40 AM	10.9	0	10.9
4/28/22 7:50 AM	3.3	4/28/22 7:50 AM	10.5	0	7.2
4/28/22 8:00 AM	3.4	4/28/22 8:00 AM	10.6	0	7.2
4/28/22 8:10 AM	3.6	4/28/22 8:10 AM	14.1	0	10.5
4/28/22 8:20 AM	3.1	4/28/22 8:20 AM	10.5	0	7.4
4/28/22 8:30 AM	3.9	4/28/22 8:30 AM	12.2	0	8.3
4/28/22 8:40 AM	3.7	4/28/22 8:40 AM	13.6	0	9.9
4/28/22 8:50 AM	3.1	4/28/22 8:50 AM	8.9	0	5.8
4/28/22 9:00 AM	2.5	4/28/22 9:00 AM	11.1	0	8.6
4/28/22 9:10 AM	3.6	4/28/22 9:10 AM	17	0	13.4
4/28/22 9:20 AM	4.6	4/28/22 9:20 AM	11.6	0	7
4/28/22 9:30 AM	7.6	4/28/22 9:30 AM	7.1	0	-0.5
4/28/22 9:40 AM	5.9	4/28/22 9:40 AM	8.7	0	2.8
4/28/22 9:50 AM	2.1	4/28/22 9:50 AM	7.8	0	5.7
4/28/22 10:00 AM	3	4/28/22 10:00 AM	4.6	0	1.6
4/28/22 10:10 AM	3.9	4/28/22 10:10 AM	4.3	0	0.4
4/28/22 10:20 AM	3.8	4/28/22 10:20 AM	6.7	0	2.9
4/28/22 10:30 AM	3.5	4/28/22 10:30 AM	5.5	0	2
4/28/22 10:40 AM	2.7	4/28/22 10:40 AM	4.6	0	1.9
4/28/22 10:50 AM	4.5	4/28/22 10:50 AM	6.1	0	1.6
4/28/22 11:00 AM	4.8	4/28/22 11:00 AM	6.6	0	1.8
4/28/22 11:10 AM	2	4/28/22 11:10 AM	5.7	0	3.7
4/28/22 11:20 AM	2.4	4/28/22 11:20 AM	5.9	0	3.5
4/28/22 11:30 AM	2.7	4/28/22 11:30 AM	6.3	0	3.6
4/28/22 11:40 AM	2.5	4/28/22 11:40 AM	5.7	0	3.2
4/28/22 11:50 AM	1.9	4/28/22 11:50 AM	4.2	0	2.3
4/28/22 12:00 PM	2.2	4/28/22 12:00 PM	7	0	4.8
4/28/22 12:10 PM	4.4	4/28/22 12:10 PM	4.8	0	0.4
4/28/22 12:20 PM	4.8	4/28/22 12:20 PM	4.6	0	-0.2
4/28/22 12:30 PM	4.5	4/28/22 12:30 PM	3.9	0	-0.6
4/28/22 12:40 PM	5.1	4/28/22 12:40 PM	8.4	0	3.3
4/28/22 12:50 PM	2.8	4/28/22 12:50 PM	10.1	0	7.3
4/28/22 1:00 PM	3.2	4/28/22 1:00 PM	4.9	0	1.7
4/28/22 1:10 PM	4	4/28/22 1:10 PM	5.3	0	1.3
4/28/22 1:20 PM	2.7	4/28/22 1:20 PM	8.4	0	5.7
4/28/22 1:30 PM	3.4	4/28/22 1:30 PM	6.9	0	3.5
4/28/22 1:40 PM	4.8	4/28/22 1:40 PM	6.1	0	1.3
4/28/22 1:50 PM	10.2	4/28/22 1:50 PM	6	0	-4.2
4/28/22 2:00 PM	4.4	4/28/22 2:00 PM	7.8	0	3.4
4/28/22 2:10 PM	11.9	4/28/22 2:10 PM	7.8	0	-4.1
4/28/22 2:20 PM	11.4	4/28/22 2:20 PM	6.8	0	-4.6
4/28/22 2:30 PM	4.4	4/28/22 2:30 PM	8.3	0	3.9
4/28/22 2:40 PM	5.6	4/28/22 2:40 PM	8.7	0	3.1
4/28/22 2:50 PM	7.6	4/28/22 2:50 PM	9	0	1.4
4/28/22 3:00 PM	7.5	4/28/22 3:00 PM	8.7	0	1.2
4/28/22 3:10 PM	6	4/28/22 3:10 PM	6.4	0	0.4
4/28/22 3:20 PM	4.3	4/28/22 3:20 PM	4.4	0	0.1
4/28/22 3:30 PM	4.2	4/28/22 3:30 PM	5.7	0	1.5

*****Particulate Threshold PM 10 15minute average = 100µg/m³ above background***

960 Busti Ave.
Buffalo, New York 14213

Work Location Map

Date:	Thursday, April 28, 2022
Site Name:	Pilgrim Village - Family Site #C915362

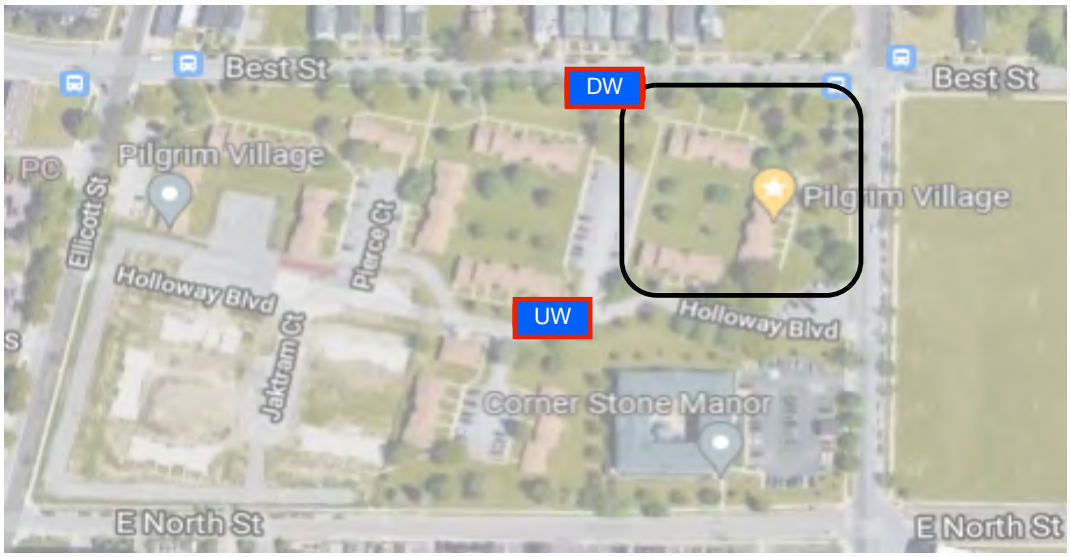

Legend	
UW	Dust monitor location (Upwind)
DW	Dust monitor location (Downwind)
	Work Location

960 Busti Ave.
Buffalo, New York 14213

BRYDGES ENGINEERING
IN ENVIRONMENT AND ENERGY, DPC

Daily Field Report

Date:	Friday, April 29, 2022
Site Name:	Pilgrim Village - Family Site #C915362
Location:	1100 Michigan Ave, Buffalo, New York
Contractor/Sub-Contractor:	Kulbacks
Weather Conditions:	Sunny 40 °F NW 9 mph

Description of Work Performed:

Installing and compacting stone LaFarge around site border

Trucks exporting blacktop that has been excavated from site.

Exceedance in dust between 11:50 AM and12 PM.

Informed contractor of dust exceedance and advised bringing in a water truck to dampen the ground and reduce speed of trucks on site,

Problems/Observations	none
Health and Saftey Concerns:	none
Contractor Work Force:	Kulbacks - 1 supervisor and 1 laborer
Contractor Equipment	Kulbacks - 1 excavator 1 bulldozer

Attachments : Daily report, Photo Log, Air Monitoring Report, Work Location Map

Inspectors Name	Sydney Deck

960 Busti Ave.
Buffalo, New York 14213

Daily Field Report Continued

Date:	Friday, April 29, 2022		
Site Name:	Pilgrim Village - Family Site #C915362		
Location:	1100 Michigan Ave, Buffalo, New York		
Work Performed Continued			
Imported Material		Loads:	Amount (Tons)
Exported Material	Destination	Loads:	Amount (Tons)
Total Material Hauled - Approx. (Tons) 0			

960 Busti Ave.
Buffalo, New York 14213

Photo Log

Date:	Friday, April 29, 2022
Site Name:	Pilgrim Village - Family Site #C915362

Photo 1

Piled blacktop being hauled out by trucks. Located on the southwest edge of the Pilgrim Family site.

Photo 2

Relatively dry conditions with some puddles from rain on previous days. Some dust due to placement of monitors in proximity to backfill location.

960 Busti Ave.
Buffalo, New York 14213

Community Air Monitoring Program Data

Date:		Friday, April 29, 2022			
Site Name:		Pilgrim Village - Family Site #C915362			
Upwind Data		Downwind Data			Delta
Time	PM 10 - 15 min AVG (µg/m³)	Time	PM 10 - 15 min AVG (µg/m³)	VOC	PM 10 - 15m AVG (µg/m³)
4/29/22 9:20 AM	12.8	4/29/22 9:20 AM	0.9	0	-11.9
4/29/22 9:30 AM	10.6	4/29/22 9:30 AM	1.2	0	-9.4
4/29/22 9:40 AM	10.3	4/29/22 9:40 AM	1.5	0	-8.8
4/29/22 9:50 AM	10.9	4/29/22 9:50 AM	14.1	0	3.2
4/29/22 10:00 AM	24.8	4/29/22 10:00 AM	19.7	0	-5.1
4/29/22 10:10 AM	9	4/29/22 10:10 AM	3.9	0	-5.1
4/29/22 10:20 AM	7	4/29/22 10:20 AM	42.1	0	35.1
4/29/22 10:30 AM	5.9	4/29/22 10:30 AM	5.5	0	-0.4
4/29/22 10:40 AM	7.3	4/29/22 10:40 AM	2.6	0	-4.7
4/29/22 10:50 AM	10.6	4/29/22 10:50 AM	17.6	0	7
4/29/22 11:00 AM	9.7	4/29/22 11:00 AM	89	0	79.3
4/29/22 11:10 AM	9.4	4/29/22 11:10 AM	10.3	0	0.9
4/29/22 11:20 AM	7.4	4/29/22 11:20 AM	18.7	0	11.3
4/29/22 11:30 AM	7.3	4/29/22 11:30 AM	2.2	0	-5.1
4/29/22 11:40 AM	6.6	4/29/22 11:40 AM	37.1	0	30.5
4/29/22 11:50 AM	7.5	4/29/22 11:50 AM	252.7	0	245.2
4/29/22 12:00 PM	9.2	4/29/22 12:00 PM	193.3	0	184.1
4/29/22 12:10 PM	9.7	4/29/22 12:10 PM	16	0	6.3
4/29/22 12:20 PM	18	4/29/22 12:20 PM	27	0	9
4/29/22 12:30 PM	11.4	4/29/22 12:30 PM	17.9	0	6.5
4/29/22 12:40 PM	6.1	4/29/22 12:40 PM	6	0	-0.1
4/29/22 12:50 PM	18	4/29/22 12:50 PM	14.8	0	-3.2
4/29/22 1:00 PM	18.8	4/29/22 1:00 PM	19.7	0	0.9
4/29/22 1:10 PM	24.9	4/29/22 1:10 PM	13.1	0	-11.8
4/29/22 1:20 PM	5.2	4/29/22 1:20 PM	17.8	0	12.6
4/29/22 1:30 PM	6.6	4/29/22 1:30 PM	32.2	0	25.6
4/29/22 1:40 PM	4.8	4/29/22 1:40 PM	19.1	0	14.3
4/29/22 1:50 PM	6.6	4/29/22 1:50 PM	5.6	0	-1
4/29/22 2:00 PM	8.3	4/29/22 2:00 PM	13.5	0	5.2
4/29/22 2:10 PM	8.1	4/29/22 2:10 PM	3.2	0	-4.9
4/29/22 2:20 PM	5.6	4/29/22 2:20 PM	8.2	0	2.6
4/29/22 2:30 PM	9.5	4/29/22 2:30 PM	4.3	0	-5.2
4/29/22 2:40 PM	6.6	4/29/22 2:40 PM	3	0	-3.6
		4/29/22 2:50 PM	7.4	0	7.4

*****Particulate Threshold PM 10 15minute average = 100µg/m³ above background***

960 Busti Ave.
Buffalo, New York 14213

Work Location Map

Date:	Friday, April 29, 2022
Site Name:	Pilgrim Village - Family Site #C915362

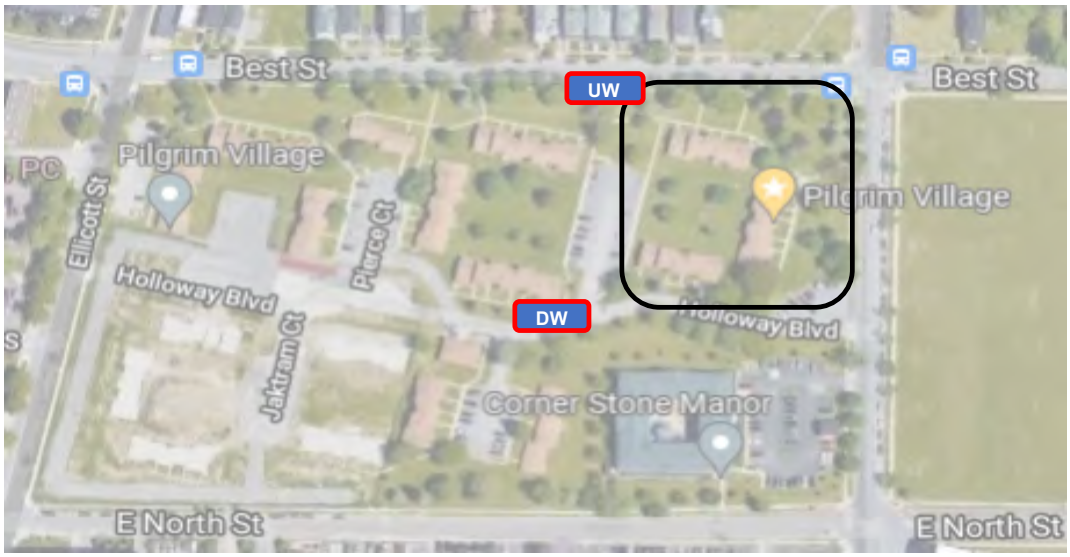

Legend	
UW	Dust monitor location (Upwind)
DW	Dust monitor location (Downwind)
	Work Location

960 Busti Ave.
Buffalo, New York 14213

BRYDGES ENGINEERING
IN ENVIRONMENT AND ENERGY, DPC

Daily Field Report

Date:	Monday, May 2, 2022
Site Name:	Pilgrim Village - Family Site #C915362
Location:	1100 Michigan Ave, Buffalo, New York
Contractor/Sub-Contractor:	Kulbacks
Weather Conditions:	Rain 50 °F SW 12 mph
Description of Work Performed: Installing and compacting backfill Dust monitors were set up and running, no indication of exceedance.	
Problems/Observations	none
Health and Saftey Concerns:	none
Contractor Work Force:	Kulbacks : 1 supervisor, 2 operators/laborers
Contractor Equipment	Kulbacks : 1 excavator 1 dumptruck
Attachments : Daily report, Photo Log, Air Monitoring Report, Work Location Map	
Inspectors Name	Sydney Deck

960 Busti Ave.
Buffalo, New York 14213

Daily Field Report Continued

Date:	Monday, May 2, 2022		
Site Name:	Pilgrim Village - Family Site #C915362		
Location:	1100 Michigan Ave, Buffalo, New York		
Work Performed Continued			
Imported Material		Loads:	Amount (Tons)
Exported Material	Destination	Loads:	Amount (Tons)
Total Material Hauled - Approx. (Tons) 0			

960 Busti Ave.
Buffalo, New York 14213

Photo Log

Date:	Monday, May 2, 2022
Site Name:	Pilgrim Village - Family Site #C915362

Photo 1

Installation and compaction progress along West wall.

Photo 2

Installation and compaction progress on North wall.

960 Busti Ave.
Buffalo, New York 14213

BRYDGES ENGINEERING
IN ENVIRONMENT AND ENERGY, DPC

Community Air Monitoring Program Data

Date:	Monday, May 2, 2022				
Site Name:	Pilgrim Village - Family Site #C915362				
Upwind Data		Downwind Data			Delta
Time	PM 10 - 15 min AVG (µg/m³)	Time	PM 10 - 15 min AVG (µg/m³)	VOC	PM 10 - 15m AVG (µg/m³)
5/2/22 8:20 AM	2.4	5/2/22 8:20 AM	8.9	0	6.5
5/2/22 8:30 AM	2.6	5/2/22 8:30 AM	8.4	0	5.8
5/2/22 8:40 AM	3	5/2/22 8:40 AM	8.4	0	5.4
5/2/22 8:50 AM	3.1	5/2/22 8:50 AM	7.7	0	4.6
5/2/22 9:00 AM	2.8	5/2/22 9:00 AM	6.7	0	3.9
5/2/22 9:10 AM	2.8	5/2/22 9:10 AM	5	0	2.2
5/2/22 9:20 AM	2.4	5/2/22 9:20 AM	4.8	0	2.4
5/2/22 9:30 AM	2	5/2/22 9:30 AM	4.3	0	2.3
5/2/22 9:40 AM	2	5/2/22 9:40 AM	4	0	2
5/2/22 9:50 AM	2.4	5/2/22 9:50 AM	4.3	0	1.9
5/2/22 10:00 AM	2.3	5/2/22 10:00 AM	4.5	0	2.2
5/2/22 10:10 AM	3.4	5/2/22 10:10 AM	5.2	0	1.8
5/2/22 10:20 AM	3.1	5/2/22 10:20 AM	5.7	0	2.6
5/2/22 10:30 AM	2.6	5/2/22 10:30 AM	4.9	0	2.3
5/2/22 10:40 AM	3.4	5/2/22 10:40 AM	4.2	0	0.8
5/2/22 10:50 AM	3.6	5/2/22 10:50 AM	4.6	0	1
5/2/22 11:00 AM	3.3	5/2/22 11:00 AM	5	0	1.7
5/2/22 11:10 AM	3.3	5/2/22 11:10 AM	4.7	0	1.4
5/2/22 11:20 AM	3.8	5/2/22 11:20 AM	6	0	2.2
5/2/22 11:30 AM	4.2	5/2/22 11:30 AM	6.2	0	2
5/2/22 11:40 AM	4.9	5/2/22 11:40 AM	8.3	0	3.4
5/2/22 11:50 AM	4.8	5/2/22 11:50 AM	11.3	0	6.5
5/2/22 12:00 PM	5.1	5/2/22 12:00 PM	13.3	0	8.2
5/2/22 12:10 PM	5.3	5/2/22 12:10 PM	11	0	5.7
5/2/22 12:20 PM	6.4	5/2/22 12:20 PM	11.6	0	5.2
5/2/22 12:30 PM	6.8	5/2/22 12:30 PM	13.5	0	6.7
5/2/22 12:40 PM	6.7	5/2/22 12:40 PM	9.6	0	2.9
5/2/22 12:50 PM	4.9	5/2/22 12:50 PM	7.3	0	2.4
5/2/22 1:00 PM	4	5/2/22 1:00 PM	6.1	0	2.1
5/2/22 1:10 PM	3.5	5/2/22 1:10 PM	6.4	0	2.9
5/2/22 1:20 PM	4	5/2/22 1:20 PM	5.9	0	1.9
5/2/22 1:30 PM	4.4	5/2/22 1:30 PM	6.5	0	2.1
5/2/22 1:40 PM	5.7	5/2/22 1:40 PM	8.6	0	2.9
5/2/22 1:50 PM	8.4	5/2/22 1:50 PM	33	0	24.6
5/2/22 2:00 PM	13.8	5/2/22 2:00 PM	27.9	0	14.1
		5/2/22 2:10 PM	16.1	0	16.1
		5/2/22 2:20 PM	15.4	0	15.4
5/2/22 2:30 PM	5.3	5/2/22 2:30 PM	9.5	0	4.2
5/2/22 2:40 PM	6.4	5/2/22 2:40 PM	10.5	0	4.1
5/2/22 2:50 PM	10.2	5/2/22 2:50 PM	11.8	0	1.6
5/2/22 3:00 PM	9.1	5/2/22 3:00 PM	9.3	0	0.2
5/2/22 3:10 PM	5.1	5/2/22 3:10 PM	10.1	0	5
5/2/22 3:20 PM	5.2	5/2/22 3:20 PM	10.3	0	5.1
5/2/22 3:30 PM	4			0	-4

*****Particulate Threshold PM 10 15minute average = 100µg/m³ above background***

BRYDGES ENGINEERING
IN ENVIRONMENT AND ENERGY, DPC

960 Busti Ave.
Buffalo, New York 14213

Work Location Map

Date:	Monday, May 2, 2022
Site Name:	Pilgrim Village - Family Site #C915362

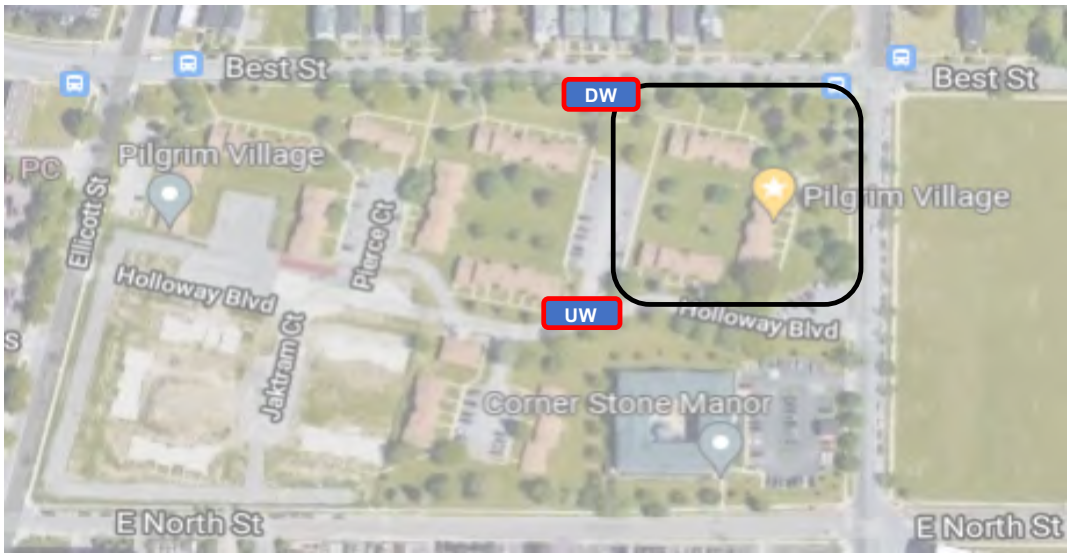

Legend	
UW	Dust monitor location (Upwind)
DW	Dust monitor location (Downwind)
	Work Location

960 Busti Ave.
Buffalo, New York 14213

BRYDGES ENGINEERING
IN ENVIRONMENT AND ENERGY, DPC

Daily Field Report

Date:	Tuesday, May 3, 2022
Site Name:	Pilgrim Village - Family Site #C915362
Location:	1100 Michigan Ave Buffalo New York
Contractor/Sub-Contractor:	Kulbacks
Weather Conditions:	Cloudy & light rain 50 °F NE 5 mph

Description of Work Performed:

No work being done on site.

Bringing in storm drains and catch basins for SWPPP program.

Dust monitors were set up and running, no indication of exceedance.

Problems/Observations	none
Health and Saftey Concerns:	none
Contractor Work Force:	Kulbacks - 1 supervisor 2 operators 1 laboroer
Contractor Equipment	Kulbacks - 2 excavators 2 dozers, 1 roller 1 skidster 1 dumptruck

Attachments : Daily report, Photo Log, Air Monitoring Report, Work Location Map

Inspectors Name	Sydney Deck

960 Busti Ave.
Buffalo, New York 14213

Daily Field Report Continued

Date:	Tuesday, May 3, 2022		
Site Name:	Pilgrim Village - Family Site #C915362		
Location:	1100 Michigan Ave Buffalo New York		
Work Performed Continued			
Imported Material		Loads:	Amount (Tons)
Exported Material	Destination	Loads:	Amount (Tons)
Total Material Hauled - Approx. (Tons) 0			

960 Busti Ave.
Buffalo, New York 14213

Photo Log

Date:	Tuesday, May 3, 2022
Site Name:	Pilgrim Village - Family Site #C915362

Photo 1

Progress on Family Site with backfill and exterior wall construction.

Photo 2

Catch basins and storm drains being brought in for installation underneath future parking lot area.

960 Busti Ave.
Buffalo, New York 14213

Community Air Monitoring Program Data

Date:	Tuesday, May 3, 2022				
Site Name:	Pilgrim Village - Family Site #C915362				
Upwind Data		Downwind Data			Delta
Time	PM 10 - 15 min AVG (µg/m³)	Time	PM 10 - 15 min AVG (µg/m³)	VOC	PM 10 - 15m AVG (µg/m³)
5/3/22 7:50 AM	10.3	5/3/22 7:50 AM	14.7	0	4.4
5/3/22 8:00 AM	9.7	5/3/22 8:00 AM	18.9	0	9.2
5/3/22 8:10 AM	9.1	5/3/22 8:10 AM	17.3	0	8.2
5/3/22 8:20 AM	7.6	5/3/22 8:20 AM	19	0	11.4
5/3/22 8:30 AM	7.2	5/3/22 8:30 AM	14.8	0	7.6
5/3/22 8:40 AM	8.4	5/3/22 8:40 AM	16.4	0	8
5/3/22 8:50 AM	8.8	5/3/22 8:50 AM	17.8	0	9
5/3/22 9:00 AM	9.3	5/3/22 9:00 AM	23.1	0	13.8
5/3/22 9:10 AM	8.8	5/3/22 9:10 AM	21.9	0	13.1
5/3/22 9:20 AM	16.4	5/3/22 9:20 AM	14.7	0	-1.7
5/3/22 9:30 AM	16.4	5/3/22 9:30 AM	15.8	0	-0.6
5/3/22 9:40 AM	18.8	5/3/22 9:40 AM	12.7	0	-6.1
5/3/22 9:50 AM	6.8	5/3/22 9:50 AM	11.6	0	4.8
5/3/22 10:00 AM	8.5	5/3/22 10:00 AM	10.3	0	1.8
5/3/22 10:10 AM	8	5/3/22 10:10 AM	10.2	0	2.2
5/3/22 10:20 AM	5.8	5/3/22 10:20 AM	8.3	0	2.5
5/3/22 10:30 AM	5.6	5/3/22 10:30 AM	8.6	0	3
5/3/22 10:40 AM	4.7	5/3/22 10:40 AM	9	0	4.3
5/3/22 10:50 AM	3.6	5/3/22 10:50 AM	7.6	0	4
5/3/22 11:00 AM	5.2	5/3/22 11:00 AM	7.7	0	2.5
5/3/22 11:10 AM	5.3	5/3/22 11:10 AM	7.9	0	2.6
5/3/22 11:20 AM	4.1	5/3/22 11:20 AM	7.3	0	3.2
5/3/22 11:30 AM	7.2	5/3/22 11:30 AM	6.9	0	-0.3
5/3/22 11:40 AM	23.1	5/3/22 11:40 AM	8.3	0	-14.8
5/3/22 11:50 AM	21.2	5/3/22 11:50 AM	8.2	0	-13
5/3/22 12:00 PM	7.7	5/3/22 12:00 PM	14.6	0	6.9
5/3/22 12:10 PM	17.3	5/3/22 12:10 PM	17.1	0	-0.2
5/3/22 12:20 PM	7.6	5/3/22 12:20 PM	9	0	1.4
5/3/22 12:30 PM	4.5	5/3/22 12:30 PM	8.3	0	3.8
5/3/22 12:40 PM	4.7	5/3/22 12:40 PM	6	0	1.3
5/3/22 12:50 PM	9.5	5/3/22 12:50 PM	6.4	0	-3.1
5/3/22 1:00 PM	5	5/3/22 1:00 PM	10.4	0	5.4
5/3/22 1:10 PM	5	5/3/22 1:10 PM	8.9	0	3.9
5/3/22 1:20 PM	9.9	5/3/22 1:20 PM	7	0	-2.9
5/3/22 1:30 PM	9.4	5/3/22 1:30 PM	6.5	0	-2.9
5/3/22 1:40 PM	5.1	5/3/22 1:40 PM	11.5	0	6.4
5/3/22 1:50 PM	19.7	5/3/22 1:50 PM	11.4	0	-8.3
5/3/22 2:00 PM	10.3	5/3/22 2:00 PM	9.5	0	-0.8
5/3/22 2:10 PM	17.6	5/3/22 2:10 PM	9.3	0	-8.3
5/3/22 2:20 PM	5.6	5/3/22 2:20 PM	9.4	0	3.8
5/3/22 2:30 PM	19.6	5/3/22 2:30 PM	8.6	0	-11
5/3/22 2:40 PM	20	5/3/22 2:40 PM	12.3	0	-7.7
5/3/22 2:50 PM	11.8	5/3/22 2:50 PM	13.5	0	1.7
5/3/22 3:00 PM	8.9	5/3/22 3:00 PM	12.9	0	4
5/3/22 3:10 PM	5.4	5/3/22 3:10 PM	11.4	0	6
5/3/22 3:20 PM	5.8	5/3/22 3:20 PM	12.9	0	7.1
5/3/22 3:30 PM	5.9	5/3/22 3:30 PM	11.2	0	5.3
5/3/22 3:40 PM	4.7	5/3/22 3:40 PM	9.4	0	4.7

*****Particulate Threshold PM 10 15 minute average = 100µg/m³ above background***

960 Busti Ave.
Buffalo, New York 14213

Work Location Map

Date:	Tuesday, May 3, 2022
Site Name:	Pilgrim Village - Family Site #C915362

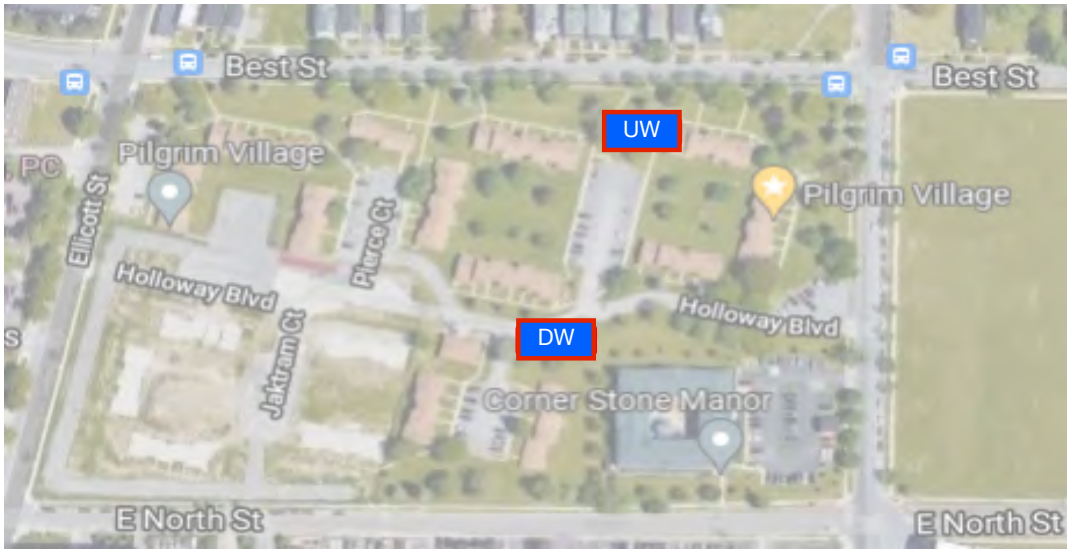

Legend	
UW	Dust monitor location (Upwind)
DW	Dust monitor location (Downwind)
	Work Location

960 Busti Ave.
Buffalo, New York 14213

BRYDGES ENGINEERING
IN ENVIRONMENT AND ENERGY, DPC

Daily Field Report

Date:	Wednesday, May 4, 2022
Site Name:	Pilgrim Village - Family Site #C915362
Location:	1100 Michigan Ave Buffalo New York
Contractor/Sub-Contractor:	Kulbacks
Weather Conditions:	Rain 50 °F NE 5 mph

Description of Work Performed:

Removing trees from north edge of site.

Air monitors were not set up due to excessive rain and no dust.

Problems/Observations	none
Health and Saftey Concerns:	none
Contractor Work Force:	Kulbacks - 1 supervisor 2 operators 1 laboroer
Contractor Equipment	Kulbacks - 2 excavators 2 dozers, 1 roller 1 skidster 1 dumptruck

Attachments : Daily report, Photo Log, Air Monitoring Report, Work Location Map

Inspectors Name	Sydney Deck

960 Busti Ave.
Buffalo, New York 14213

Daily Field Report Continued

Date:	Wednesday, May 4, 2022		
Site Name:	Pilgrim Village - Family Site #C915362		
Location:	1100 Michigan Ave Buffalo New York		
Work Performed Continued			
Imported Material		Loads:	Amount (Tons)
Exported Material	Destination	Loads:	Amount (Tons)
Total Material Hauled - Approx. (Tons) 0			

960 Busti Ave.
Buffalo, New York 14213

Photo Log

Date:	Wednesday, May 4, 2022
Site Name:	Pilgrim Village - Family Site #C915362

Photo 1

Trees along the perimeter being cut down and removed.

Photo 2

Excavator being used for tree removal around perimeter of Family site.

960 Busti Ave.
Buffalo, New York 14213

Community Air Monitoring Program Data

Date:	Wednesday, May 4, 2022				
Site Name:	Pilgrim Village - Family Site #C915362				
Upwind Data		Downwind Data			Delta
Time	PM 10 - 15 min AVG (µg/m³)	Time	PM 10 - 15 min AVG (µg/m³)	VOC	PM 10 - 15m AVG (µg/m³)

NO DATA COLLECTED DUE TO HEAVY AND CONSTANT RAIN. NO DUST OBSERVED.

Particulate Threshold PM 10 15 minute average = 100µg/m³ above background

960 Busti Ave.
Buffalo, New York 14213

Work Location Map

Date:	Wednesday, May 4, 2022
Site Name:	Pilgrim Village - Family Site #C915362

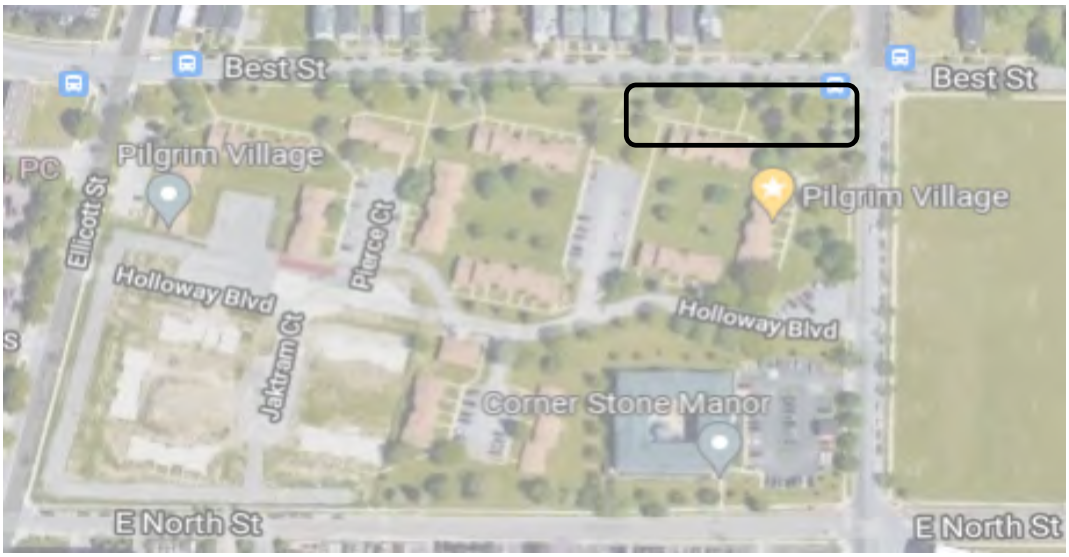

Legend	
UW	Dust monitor location (Upwind)
DW	Dust monitor location (Downwind)
	Work Location

960 Busti Ave.
Buffalo, New York 14213

DAILY FIELD REPORT

Date:	Thursday, May 5, 2022
Site Name:	Pilgrim Village-Family Site (915362)
Location:	1100 Michigan Ave., Buffalo
Contractor-Subcontrators:	Kulbacks
	Federowicz Concrete
Weather Conditions:	Foggy 40 Deg F Wind: E 3mph

Description of Work Performed:

Cutting down trees in the ROW in preparation to move the fence.

There were 2 minor exceedances, one at 8:50am, but the upwind monitor was not running due to an electrical problem, so there is no background data to compare. There was no visual indication of dust. The second was also minor and isolated. BE3 reviewed the conditions and found no visual sign of dust leaving the site.

(Use attached sheet for additional work description)

Problems/Observations Noted:

Health and Safety Monitoring:
None

Contractor Work Force:	Kulbacks: 1 Superintendant 3 operators
Contractor Equipment:	Kulbacks: 2 excavators, 2 dozers, 1 skidsteer, 2 rollers
Attachments:	Daily Photolog, Air Monitoring Report, Work Location Map
Inspector's Name:	Libby Broderick

960 Busti Ave.
Buffalo, New York 14213

DAILY FIELD REPORT

Date:	Thursday, May 5, 2022
Site Name:	Pilgrim Village-Family Site (915362)
Location:	1100 Michigan Ave., Buffalo

Description of Work Performed (cont):

Materials Import/Export

Imported Material:

Material			Loads		Amount (Tons)
				Total Stone Delivered (Tons)	0

Exported Material:

Material	Destination	Loads
	Total Material Hauled - Approx. (Tons)	**0**
	Total Material Hauled - Approx. (Tons)	**0**

Photo Log

Site: Pilgrim Village-Family Site (915362) **Date:** Thursday, May 5, 2022

Using stone from stockpile to backfill around building foundations. Looking northeast.

Concrete crew forming foundation walls. Looking north.

Trees removed from ROW, ready to be hauled off site. Looking east.

BRYDGES ENGINEERING
IN ENVIRONMENT AND ENERGY, DPC

Date: Thursday, May 5, 2022

Site Name: Pilgrim Village-Family Site (915362)

Upwind Data		Downwind Data			Delta
Time	PM10 15min Average (µg/m³)	Time	PM10 15min Average (µg/m³)	VOC 15min Average (ppm)	PM10 15min Average (µg/m³)
		5/5/2022 8:50	108.7	0.0	108.7
		5/5/2022 9:00	64.4	0.0	64.4
		5/5/2022 9:10	26.1	0.0	26.1
		5/5/2022 9:20	12.9	0.0	12.9
		5/5/2022 9:30	11.8	0.0	11.8
Connection problem with Upwind Unit.		5/5/2022 9:40	13	0.0	13
		5/5/2022 9:50	13.3	0.0	13.3
5/5/2022 10:00	5.1	5/5/2022 10:00	9.9	0.0	4.8
5/5/2022 10:10	4.2	5/5/2022 10:10	9.3	0.0	5.1
5/5/2022 10:20	8.2	5/5/2022 10:20	13.7	0.0	5.5
5/5/2022 10:30	5.9	5/5/2022 10:30	15.6	0.0	9.7
5/5/2022 10:40	7.2	5/5/2022 10:40	13.3	0.0	6.1
5/5/2022 10:50	5.5	5/5/2022 10:50	6.8	0.0	1.3
5/5/2022 11:00	5.3	5/5/2022 11:00	14.1	0.0	8.8
5/5/2022 11:10	4.9	5/5/2022 11:10	96.6	0.0	91.7
5/5/2022 11:20	8.1	5/5/2022 11:20	105.3	0.0	97.2
5/5/2022 11:30	6.7	5/5/2022 11:30	121.6	0.0	114.9
5/5/2022 11:40	6.1	5/5/2022 11:40	45.9	0.0	39.8
5/5/2022 11:50	4.8	5/5/2022 11:50	37.2	0.0	32.4
5/5/2022 12:00	4.2	5/5/2022 12:00	23.6	0.0	19.4
5/5/2022 12:10	5.9	5/5/2022 12:10	22.5	0.0	16.6
5/5/2022 12:20	5.4	5/5/2022 12:20	19.7	0.0	14.3
5/5/2022 12:30	4.3	5/5/2022 12:30	30	0.0	25.7
5/5/2022 12:40	13.5	5/5/2022 12:40	26.6	0.0	13.1
5/5/2022 12:50	11	5/5/2022 12:50	29.4	0.0	18.4
5/5/2022 13:00	4.6	5/5/2022 13:00	15.4	0.0	10.8
5/5/2022 13:10	3.9	5/5/2022 13:10	14.5	0.0	10.6
5/5/2022 13:20	3.4	5/5/2022 13:20	22.9	0.0	19.5
5/5/2022 13:30	4.1	5/5/2022 13:30	28.9	0.0	24.8
5/5/2022 13:40	8.4	5/5/2022 13:40	19.9	0.0	11.5
5/5/2022 13:50	8.5	5/5/2022 13:50	13.1	0.0	4.6
5/5/2022 14:00	5.4	5/5/2022 14:00	11.4	0.0	6
5/5/2022 14:10	4.7	5/5/2022 14:10	14.4	0.0	9.7
5/5/2022 14:20	3.2	5/5/2022 14:20	21	0.0	17.8
5/5/2022 14:30	3	5/5/2022 14:30	27.5	0.0	24.5
5/5/2022 14:40	6	5/5/2022 14:40	20.8	0.0	14.8
5/5/2022 14:50	12.8	5/5/2022 14:50	24.2	0.0	11.4
5/5/2022 15:00	80.2	5/5/2022 15:00	22.8	0.0	-57.4
5/5/2022 15:10	20.4	5/5/2022 15:10	49.3	0.0	28.9
5/9/2022 14:40	30.2	5/5/2022 15:20	33.2	0.0	3
5/9/2022 14:50	10.8				-10.8
5/9/2022 15:00	15.9				-15.9
5/9/2022 15:10	14.3				-14.3
5/9/2022 15:20	12.5				-12.5
5/9/2022 15:30	45.5				-45.5
					0
					0

*****Particulate Threshold PM 10 15minute average = 100µg/m³ above background***

BRYDGES ENGINEERING
IN ENVIRONMENT AND ENERGY, DPC

Site Name: Pilgrim Village-Family Site (915362) **Date:** Thursday, May 5, 2022

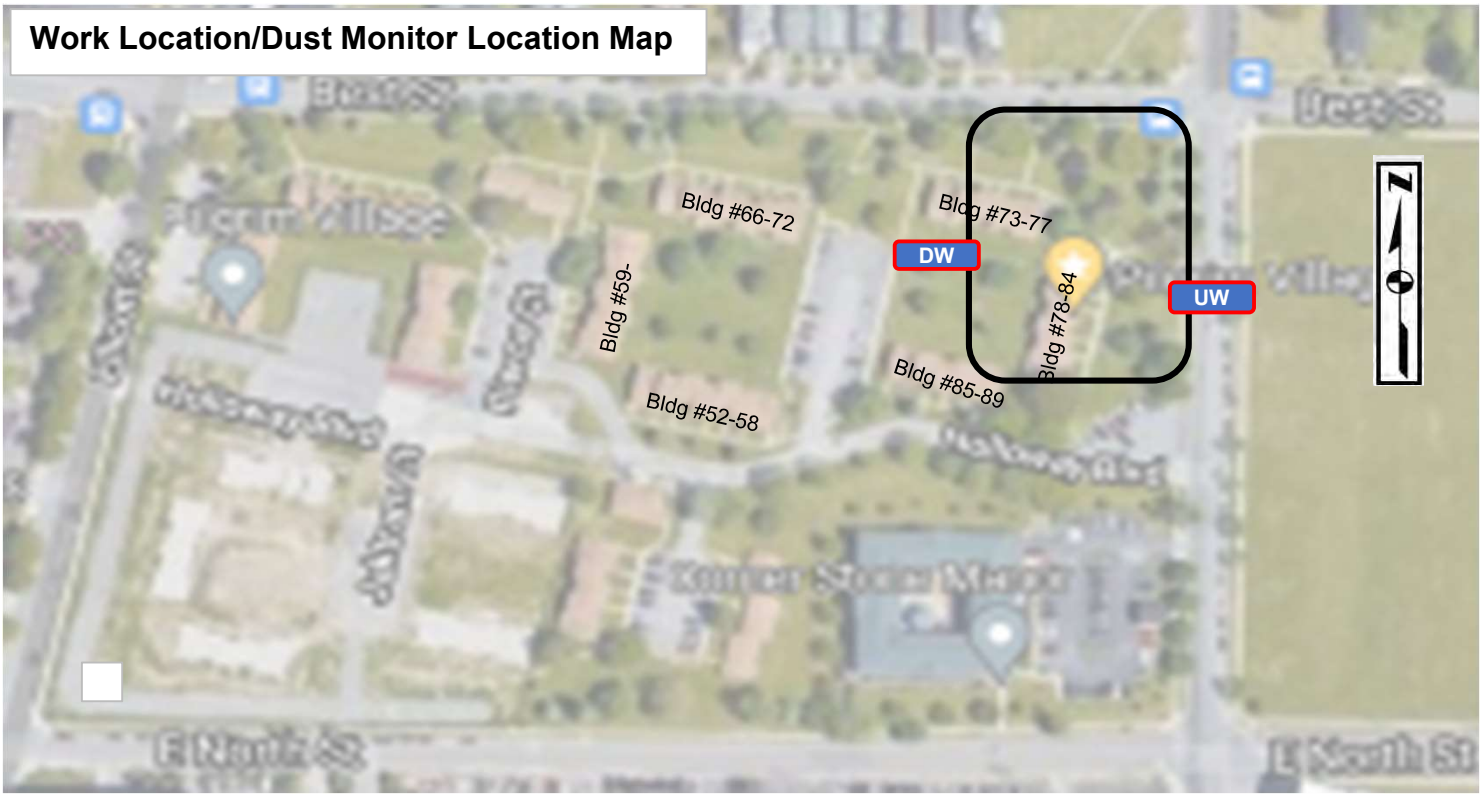

LEGEND

- UW — Dust Monitor Location (Upwind)
- DW — Dust Monitor Location (Downwind)
- Work Location

BRYDGES ENGINEERING
IN ENVIRONMENT AND ENERGY, DPC

960 Busti Ave.
Buffalo, New York 14213

DAILY FIELD REPORT

Date:	Friday, May 6, 2022
Site Name:	Pilgrim Village-Family Site (915362)
Location:	1100 Michigan Ave., Buffalo
Contractor-Subcontrators:	Kulbacks
	Federowicz Concrete
Weather Conditions:	Overcast 51 Deg F Wind: NE 12mph

Description of Work Performed:

Setting jersey barriers to create pedestrian walkway along Michigan Ave.

Moved fence to accommodate excavation along Best and North St.

Excavating northern edge of property along Best St.

(Use attached sheet for additional work description)

Problems/Observations Noted:

Health and Safety Monitoring:
None

Contractor Work Force:	Kulbacks: 1 Superintendant 3 operators
Contractor Equipment:	Kulbacks: 2 excavators, 2 dozers, 1 skidsteer, 2 rollers
Attachments:	Daily Photolog, Air Monitoring Report, Work Location Map
Inspector's Name:	Libby Broderick

BRYDGES ENGINEERING
IN ENVIRONMENT AND ENERGY, DPC

960 Busti Ave.
Buffalo, New York 14213

DAILY FIELD REPORT

Date:	Friday, May 6, 2022
Site Name:	Pilgrim Village-Family Site (915362)
Location:	1100 Michigan Ave., Buffalo

Description of Work Performed (cont):

Materials Import/Export

Imported Material:

Material			Loads		Amount (Tons)
				Total Stone Delivered (Tons)	0

Exported Material:

Material	Destination	Loads
	Total Material Hauled - Approx. (Tons)	**0**
	Total Material Hauled - Approx. (Tons)	**0**

Photo Log

Site: Pilgrim Village-Family Site (915362)

Date: Friday, May 6, 2022

Setting jersey barricades to created pedestrian walkway. Looking south.

Excavating along the north property line. Looking west.

Excavating along the east property line. Looking north.

Excavating along the east property line. Looking north.

BRYDGES ENGINEERING
IN ENVIRONMENT AND ENERGY, DPC

Date: Friday, May 6, 2022

Site Name: Pilgrim Village-Family Site (915362)

Upwind Data		Downwind Data			Delta
Time	PM10 15min Average (µg/m³)	Time	PM10 15min Average (µg/m³)	VOC 15min Average (ppm)	PM10 15min Average (µg/m³)
		5/6/2022 8:00	32.3	0.0	32.3
		5/6/2022 8:10	12.9	0.0	12.9
		5/6/2022 8:20	13.7	0.0	13.7
5/6/2022 8:30	14.3	5/6/2022 8:30	18.3	0.0	4
5/6/2022 9:00	16.9	5/6/2022 8:40	36.1	0.0	19.2
5/6/2022 9:10	13.7	5/6/2022 8:50	40.7	0.0	27
5/6/2022 9:20	11.9	5/6/2022 9:00	12	0.0	0.1
5/6/2022 9:30	12.2	5/6/2022 9:10	48	0.0	35.8
5/6/2022 9:40	13.4	5/6/2022 9:20	10.4	0.0	-3
5/6/2022 9:50	14.5	5/6/2022 9:30	7.1	0.0	-7.4
5/6/2022 10:00	15.8	5/6/2022 9:40	6.8	0.0	-9
5/6/2022 10:10	15.5	5/6/2022 9:50	16	0.0	0.5
5/6/2022 10:20	11.9	5/6/2022 10:00	26	0.0	14.1
5/6/2022 10:30	13.6	5/6/2022 10:10	18.5	0.0	4.9
5/6/2022 10:40	15.1	5/6/2022 10:20	15.3	0.0	0.2
5/6/2022 10:50	14.8	5/6/2022 10:30	19.9	0.0	5.1
5/6/2022 11:00	12.1	5/6/2022 10:40	16.8	0.0	4.7
5/6/2022 11:10	13.7	5/6/2022 10:50	20.6	0.0	6.9
5/6/2022 11:20	13.9	5/6/2022 11:00	16	0.0	2.1
5/6/2022 11:30	17.2	5/6/2022 11:10	13.4	0.0	-3.8
5/6/2022 11:40	18.6	5/6/2022 11:20	76.7	0.0	58.1
5/6/2022 11:50	14.5	5/6/2022 11:30	89.8	0.0	75.3
5/6/2022 12:00	13.3	5/6/2022 11:40	23.9	0.0	10.6
5/6/2022 12:10	16.9	5/6/2022 11:50	29.6	0.0	12.7
5/6/2022 12:20	18	5/6/2022 12:00	29	0.0	11
5/6/2022 12:30	21.5	5/6/2022 12:10	20.5	0.0	-1
5/6/2022 12:40	19.4	5/6/2022 12:20	41.1	0.0	21.7
5/6/2022 12:50	13.1	5/6/2022 12:30	44.5	0.0	31.4
5/6/2022 13:00	8	5/6/2022 12:40	35.3	0.0	27.3
5/6/2022 13:10	8.7	5/6/2022 12:50	40.4	0.0	31.7
5/6/2022 13:20	8.7	5/6/2022 13:00	26.5	0.0	17.8
5/6/2022 13:30	9.2	5/6/2022 13:10	18.5	0.0	9.3
5/6/2022 13:40	7.3	5/6/2022 13:20	38.6	0.0	31.3
5/6/2022 13:50	5.8	5/6/2022 13:30	77.7	0.0	71.9
5/6/2022 14:00	9.3	5/6/2022 13:40	37.1	0.0	27.8
5/6/2022 14:10	15.4	5/6/2022 13:50	42.5	0.0	27.1
5/6/2022 14:20	35.5	5/6/2022 14:00	132.3	0.0	96.8
5/6/2022 14:30	28.3	5/6/2022 14:10	133	0.0	104.7
5/6/2022 14:40	15.4	5/6/2022 14:20	88.4	0.0	73
5/6/2022 14:50	18.7	5/6/2022 14:30	78.2	0.0	59.5
5/6/2022 15:00	42.4	5/6/2022 14:40	55.1	0.0	12.7
5/6/2022 15:10	34	5/6/2022 14:50	91.8	0.0	57.8
5/6/2022 15:20	13	5/6/2022 15:00	72.4	0.0	59.4
					0
					0
					0
					0

*****Particulate Threshold PM 10 15minute average = 100µg/m³ above background***

BRYDGES ENGINEERING
IN ENVIRONMENT AND ENERGY, DPC

Site Name: Pilgrim Village-Family Site (915362) **Date:** Friday, May 6, 2022

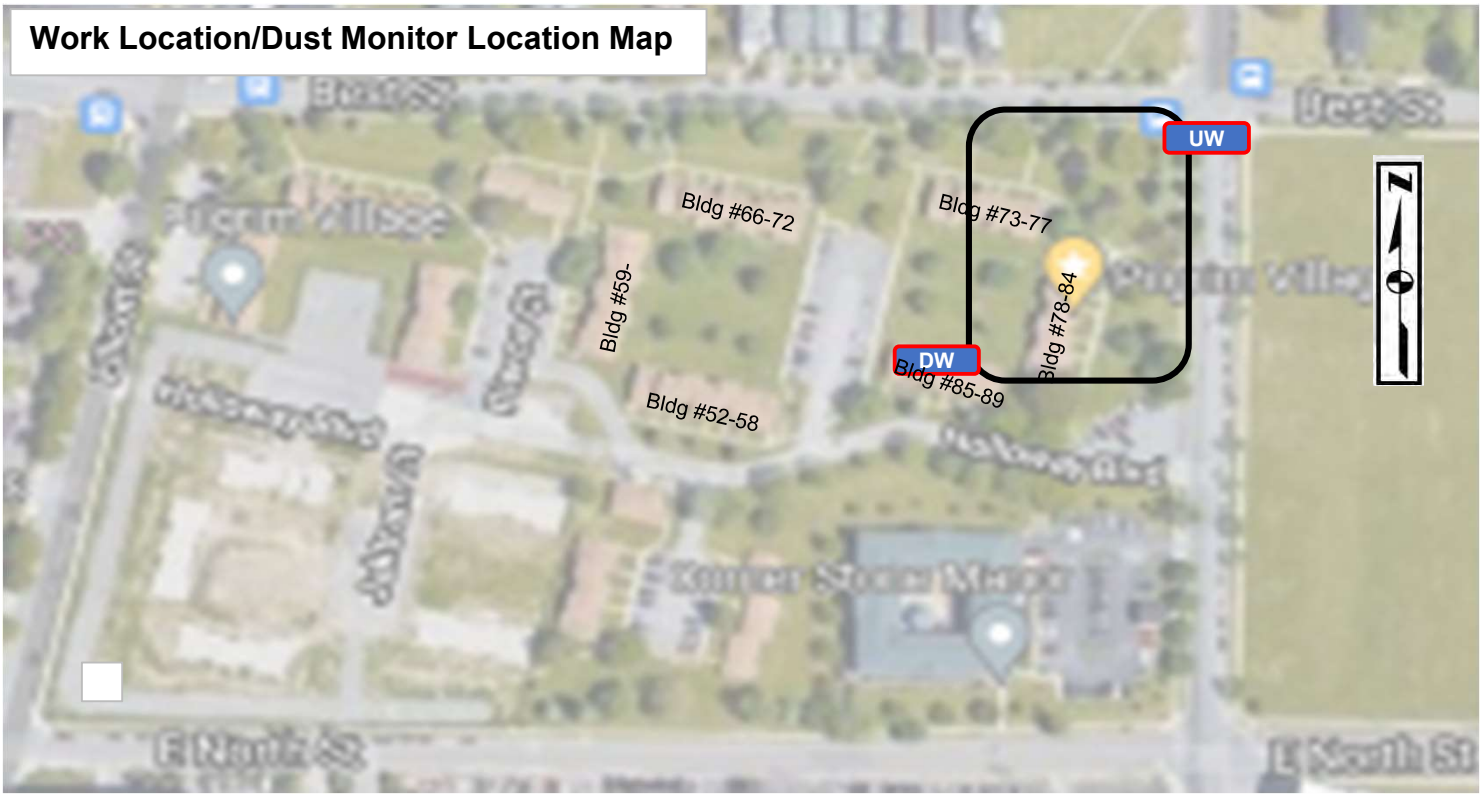

LEGEND

- UW — Dust Monitor Location (Upwind)
- DW — Dust Monitor Location (Downwind)
- Work Location

BRYDGES ENGINEERING
IN ENVIRONMENT AND ENERGY, DPC

960 Busti Ave.
Buffalo, New York 14213

DAILY FIELD REPORT

Date:	Monday, May 9, 2022
Site Name:	Pilgrim Village-Family Site (915362)
Location:	1100 Michigan Ave., Buffalo
Contractor-Subcontrators:	Kulbacks
Weather Conditions:	Sunny 46 Deg F Wind: SE 6mph

Description of Work Performed:

Moved fence to right of way. Now excavating along north property line along Best St.

Moving stone from stockpile to north property line to raise grade.

Excavating along the east property line along Michigan.

Dust Monitors were operating, no indication of dust.

(Use attached sheet for additional work description)

Problems/Observations Noted:

Health and Safety Monitoring:
None

Contractor Work Force:	Kulbacks: 1 Superintendant 3 operators
Contractor Equipment:	Kulbacks: 2 excavators, 2 dozers, 1 skidsteer, 2 rollers
Attachments:	Daily Photolog, Air Monitoring Report, Work Location Map
Inspector's Name:	Libby Broderick

BRYDGES ENGINEERING
IN ENVIRONMENT AND ENERGY, DPC

960 Busti Ave.
Buffalo, New York 14213

DAILY FIELD REPORT

Date:	Monday, May 9, 2022
Site Name:	Pilgrim Village-Family Site (915362)
Location:	1100 Michigan Ave., Buffalo

Description of Work Performed (cont):

Materials Import/Export

Imported Material:

Material			Loads		Amount (Tons)
			Total Stone Delivered (Tons)		0

Exported Material:

Material	Destination	Loads
Contaminated Material	Tonawanda Landfill	35
	Total Material Hauled - Approx. (Tons)	**700**
	Total Material Hauled - Approx. (Tons)	**0**

Photo Log

Site: Pilgrim Village-Family Site (915362)

Date: Monday, May 9, 2022

Excavating along the north property line along Best St. Looking northwest.

Hauling contaminated dirt to stockpile.

Excavating east property line along Best St. Looking east.

Using imported stone to backfill along north property line.

BRYDGES ENGINEERING
IN ENVIRONMENT AND ENERGY, DPC

Date: Monday, May 9, 2022

Site Name: Pilgrim Village-Family Site (915362)

Upwind Data		Downwind Data			Delta
Time	PM10 15min Average (µg/m³)	Time	PM10 15min Average (µg/m³)	VOC 15min Average (ppm)	PM10 15min Average (µg/m³)
5/9/2022 8:10	18.1	5/9/2022 8:10	35.8	0.0	17.7
5/9/2022 8:20	18.5	5/9/2022 8:20	19.5	0.0	1
5/9/2022 8:30	19.6	5/9/2022 8:30	26.4	0.0	6.8
5/9/2022 8:40	18.3	5/9/2022 8:40	26.1	0.0	7.8
5/9/2022 8:50	32.6	5/9/2022 8:50	38	0.0	5.4
5/9/2022 9:00	88.1	5/9/2022 9:00	25.8	0.0	-62.3
5/9/2022 9:10	85.3	5/9/2022 9:10	18.1	0.0	-67.2
5/9/2022 9:20	27	5/9/2022 9:20	24.8	0.0	-2.2
5/9/2022 9:30	30.3	5/9/2022 9:30	14.2	0.0	-16.1
5/9/2022 9:40	48.1	5/9/2022 9:40	9.3	0.0	-38.8
5/9/2022 9:50	11	5/9/2022 9:50	8	0.0	-3
5/9/2022 10:00	26.8	5/9/2022 10:00	11.9	0.0	-14.9
5/9/2022 10:10	24.9	5/9/2022 10:10	22.6	0.0	-2.3
5/9/2022 10:20	16.2	5/9/2022 10:20	35.9	0.0	19.7
5/9/2022 10:30	11.3	5/9/2022 10:30	16	0.0	4.7
5/9/2022 10:40	14.3	5/9/2022 10:40	16.6	0.0	2.3
5/9/2022 10:50	9.9	5/9/2022 10:50	41.5	0.0	31.6
5/9/2022 11:00	16.3	5/9/2022 11:00	12.3	0.0	-4
5/9/2022 11:10	18.7	5/9/2022 11:10	9.5	0.0	-9.2
5/9/2022 11:20	7.6	5/9/2022 11:20	24.7	0.0	17.1
5/9/2022 11:30	14.9	5/9/2022 11:30	110.4	0.0	95.5
5/9/2022 11:40	21.8	5/9/2022 11:40	118.6	0.0	96.8
5/9/2022 11:50	45.1	5/9/2022 11:50	137.3	0.0	92.2
5/9/2022 12:00	27.8	5/9/2022 12:00	206.9	0.0	179.1
5/9/2022 12:10	22.9	5/9/2022 12:10	92.9	0.0	70
5/9/2022 12:20	10.4	5/9/2022 12:20	19.8	0.0	9.4
5/9/2022 12:30	25.8	5/9/2022 12:30	20.6	0.0	-5.2
5/9/2022 12:40	19.6	5/9/2022 12:40	9.2	0.0	-10.4
5/9/2022 12:50	10.7	5/9/2022 12:50	9.4	0.0	-1.3
5/9/2022 13:00	15.2	5/9/2022 13:00	17.4	0.0	2.2
5/9/2022 13:10	16.6	5/9/2022 13:10	74.2	0.0	57.6
5/9/2022 13:20	19.8	5/9/2022 13:20	62.5	0.0	42.7
5/9/2022 13:30	16.8	5/9/2022 13:30	75.5	0.0	58.7
5/9/2022 13:40	7.6	5/9/2022 13:40	65.2	0.0	57.6
5/9/2022 13:50	8.9	5/9/2022 13:50	12.6	0.0	3.7
5/9/2022 14:00	22.8	5/9/2022 14:00	27.6	0.0	4.8
5/9/2022 14:10	37.9	5/9/2022 14:10	27.1	0.0	-10.8
5/9/2022 14:20	30.3	5/9/2022 14:20	58.9	0.0	28.6
5/9/2022 14:30	30	5/9/2022 14:30	136.6	0.0	106.6
5/9/2022 14:40	30.2	5/9/2022 14:40	111.2	0.0	81
5/9/2022 14:50	10.8	5/9/2022 14:50	98.8	0.0	88
5/9/2022 15:00	15.9	5/9/2022 15:00	66	0.0	50.1
5/9/2022 15:10	14.3	5/9/2022 15:10	32.3	0.0	18
5/9/2022 15:20	12.5	5/9/2022 15:20	31.6	0.0	19.1
5/9/2022 15:30	45.5	5/9/2022 15:30	30.2	0.0	-15.3
					0
					0

*****Particulate Threshold PM 10 15minute average = 100µg/m³ above background***

BRYDGES ENGINEERING
IN ENVIRONMENT AND ENERGY, DPC

Site Name: Pilgrim Village-Family Site (915362) **Date:** Monday, May 9, 2022

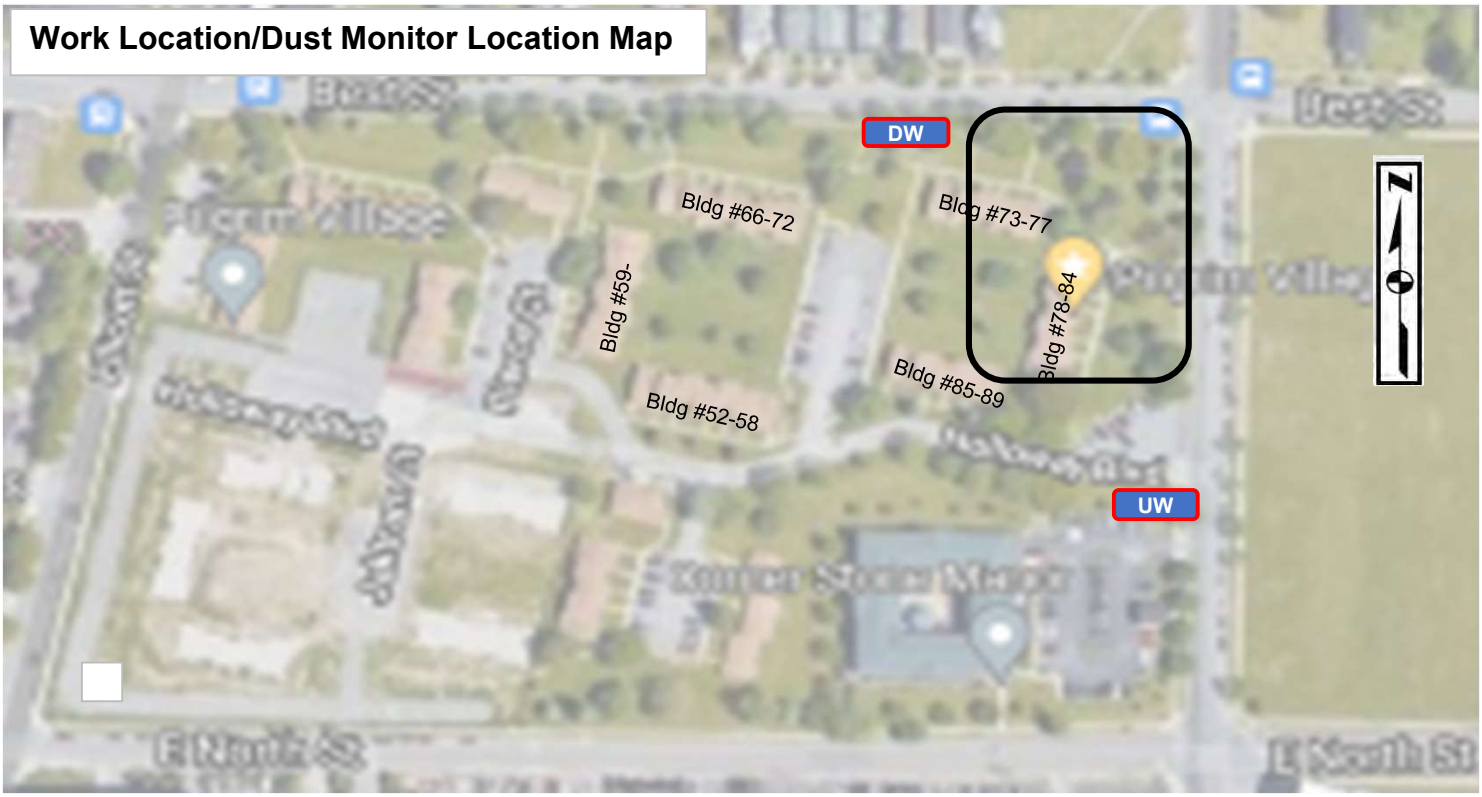

LEGEND

- UW — Dust Monitor Location (Upwind)
- DW — Dust Monitor Location (Downwind)
- Work Location

960 Busti Ave.
Buffalo, New York 14213

DAILY FIELD REPORT

Date:	Tuesday, May 10, 2022
Site Name:	Pilgrim Village-Family Site (915362)
Location:	1100 Michigan Ave., Buffalo
Contractor-Subcontrators:	Kulbacks
Weather Conditions:	Partly Cloudy 55 Deg F Wind: SE 7mph

Description of Work Performed:

Hauling contaminated material to Tonawanda Landfill.

Crew placing and compacting stone from stockpile around the foundations and raising the grade at the eastern property line.

Shifting winds today have caused significant dust on the site. At 9:30am we received an exceedance alert from the downwind monitor. The dust is coming from the haul road which is a mix fines from the clean imported stone which has been used to build the haul road, dirt from the clean imported soil and the contaminated on-site material. We instructed the trucks to slow down to try and mitigate the dust. This worked for a while, but the winds continued to increase so did the dust. The contractor did not have a water truck on site or anyway to control the dust. At 12:20pm, we shut down the trucks which almost completely stopped the dust.

(Use attached sheet for additional work description)

Problems/Observations Noted:

Health and Safety Monitoring:
Excessive dust. Shut down hauling at 12:30pm.

Contractor Work Force:	Kulbacks: 1 Superintendant 3 operators
Contractor Equipment:	Kulbacks: 2 excavators, 2 dozers, 1 skidsteer, 2 rollers
Attachments:	Daily Photolog, Air Monitoring Report, Work Location Map
Inspector's Name:	Libby Broderick

960 Busti Ave.
Buffalo, New York 14213

DAILY FIELD REPORT

Date:	Tuesday, May 10, 2022
Site Name:	Pilgrim Village-Family Site (915362)
Location:	1100 Michigan Ave., Buffalo

Description of Work Performed (cont):

Materials Import/Export

Imported Material:

Material			Loads		Amount (Tons)
			Total Stone Delivered (Tons)		0

Exported Material:

Material	Destination	Loads
Contaminated Material	Tonawanda Landfill	33
	Total Material Hauled - Approx. (Tons)	**660**
	Total Material Hauled - Approx. (Tons)	**0**

Photo Log

Site: Pilgrim Village-Family Site (915362) **Date:** Tuesday, May 10, 2022

Loading contaminated material from staging area. Looking southeast.

Using stone from stockpile to backfill along the east property line

Excavating staging area. Looking north.

BRYDGES ENGINEERING
IN ENVIRONMENT AND ENERGY, DPC

Date: Tuesday, May 10, 2022

Site Name: Pilgrim Village-Family Site (915362)

Upwind Data		Downwind Data			Delta
Time	PM10 15min Average (µg/m³)	Time	PM10 15min Average (µg/m³)	VOC 15min Average (ppm)	PM10 15min Average (µg/m³)
5/10/2022 7:50	115.2			0.0	-115.2
5/10/2022 8:00	126.9	5/10/2022 8:00	108	0.0	-18.9
5/10/2022 8:10	81.5	5/10/2022 8:10	46.3	0.0	-35.2
5/10/2022 8:20	39.7	5/10/2022 8:20	132.9	0.0	93.2
5/10/2022 8:30	43.8	5/10/2022 8:30	69.8	0.0	26
5/10/2022 8:40	52.4	5/10/2022 8:40	28.4	0.0	-24
5/10/2022 8:50	88.9	5/10/2022 8:50	166.5	0.0	77.6
5/10/2022 9:00	167.4	5/10/2022 9:00	147.7	0.0	-19.7
5/10/2022 9:10	89.1	5/10/2022 9:10	74.3	0.0	-14.8
5/10/2022 9:20	88.6	5/10/2022 9:20	66.1	0.0	-22.5
5/10/2022 9:30	59.9	5/10/2022 9:30	401	0.0	341.1
5/10/2022 9:40	91.5	5/10/2022 9:40	158.7	0.0	67.2
5/10/2022 9:50	106.9	5/10/2022 9:50	12	0.0	-94.9
5/10/2022 10:00	37.2	5/10/2022 10:00	21.9	0.0	-15.3
5/10/2022 10:10	83	5/10/2022 10:10	8.7	0.0	-74.3
5/10/2022 10:20	61.1	5/10/2022 10:20	286.9	0.0	225.8
5/10/2022 10:30	106.5	5/10/2022 10:30	219.8	0.0	113.3
5/10/2022 10:40	102.4	5/10/2022 10:40	276.1	0.0	173.7
5/10/2022 10:50	63.3	5/10/2022 10:50	111.6	0.0	48.3
5/10/2022 11:00	118.7	5/10/2022 11:00	368.6	0.0	249.9
5/10/2022 11:10	123.7	5/10/2022 11:10	594.6	0.0	470.9
5/10/2022 11:20	88.1	5/10/2022 11:20	336.7	0.0	248.6
5/10/2022 11:30	37.8	5/10/2022 11:30	607	0.0	569.2
5/10/2022 11:40	53.6	5/10/2022 11:40	562.3	0.0	508.7
5/10/2022 11:50	29.5	5/10/2022 11:50	586.2	0.0	556.7
5/10/2022 12:00	26.2	5/10/2022 12:00	499	0.0	472.8
5/10/2022 12:10	23.7	5/10/2022 12:10	99.5	0.0	75.8
5/10/2022 12:20	56.8	5/10/2022 12:20	152.9	0.0	96.1
5/10/2022 12:30	41.1	5/10/2022 12:30	71.1	0.0	30
5/10/2022 12:40	28.6	5/10/2022 12:40	114.9	0.0	86.3
5/10/2022 12:50	27.9	5/10/2022 12:50	122.4	0.0	94.5
5/10/2022 13:00	64.7	5/10/2022 13:00	118	0.0	53.3
5/10/2022 13:10	74.2	5/10/2022 13:10	118.2	0.0	44
5/10/2022 13:20	46.6	5/10/2022 13:20	100.2	0.0	53.6
5/10/2022 13:30	124.8	5/10/2022 13:30	24.2	0.0	-100.6
5/10/2022 13:40	38.2	5/10/2022 13:40	48.3	0.0	10.1
5/10/2022 13:50	20.9	5/10/2022 13:50	84.3	0.0	63.4
5/10/2022 14:00	60.4	5/10/2022 14:00	30.8	0.0	-29.6
5/10/2022 14:10	66.6	5/10/2022 14:10	69.1	0.0	2.5
5/10/2022 14:20	67.9	5/10/2022 14:20	167.9	0.0	100
5/10/2022 14:30	40.2	5/10/2022 14:30	147.8	0.0	107.6
5/10/2022 14:40	31.9	5/10/2022 14:40	67.6	0.0	35.7
5/10/2022 14:50	7.2	5/10/2022 14:50	99.3	0.0	92.1
5/10/2022 15:00	12.3	5/10/2022 15:00	108.9	0.0	96.6

*****Particulate Threshold PM 10 15minute average = 100µg/m³ above background***

BRYDGES ENGINEERING
IN ENVIRONMENT AND ENERGY, DPC

Site Name: Pilgrim Village-Family Site (915362) **Date:** Tuesday, May 10, 2022

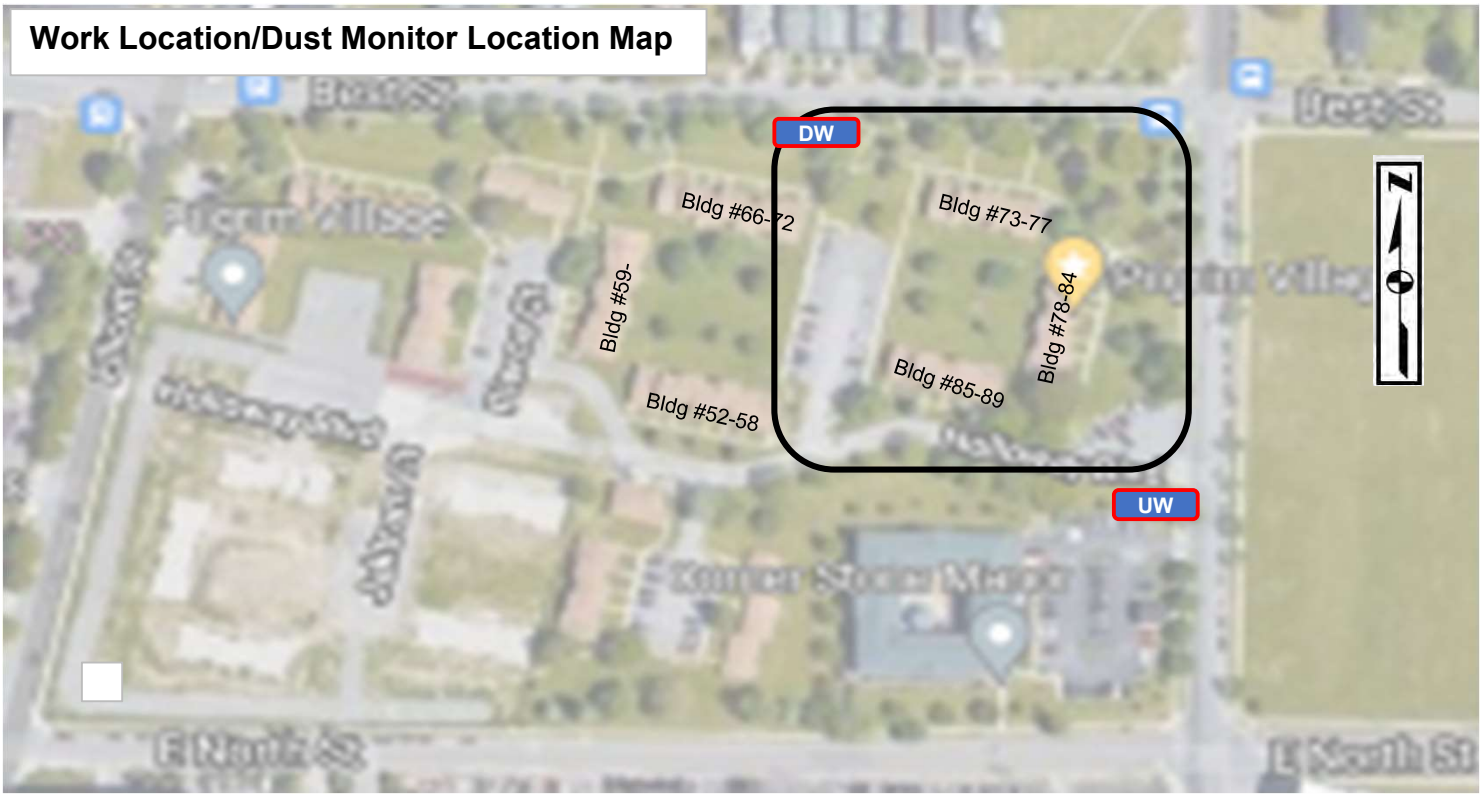

LEGEND

- UW — Dust Monitor Location (Upwind)
- DW — Dust Monitor Location (Downwind)
- Work Location

BRYDGES ENGINEERING
IN ENVIRONMENT AND ENERGY, DPC

960 Busti Ave.
Buffalo, New York 14213

DAILY FIELD REPORT

Date:	Wednesday, May 11, 2022
Site Name:	Pilgrim Village-Family Site (915362)
Location:	1100 Michigan Ave., Buffalo
Contractor-Subcontrators:	Kulbacks
Weather Conditions:	Partly Cloudy 57 Deg F Wind: SE 6mph

Description of Work Performed:

Hauling contaminated material to Tonawanda Landfill.

Crew is excavating in former staging area.

Crew placing and compacting stone from stockpile around the foundations and raising the grade at the eastern property line.

BE3 requested that the crew use water to control any dust.

Dust monitors operating.

(Use attached sheet for additional work description)

Problems/Observations Noted:

Health and Safety Monitoring:
Excessive dust. Shut down hauling at 12:30pm.

Contractor Work Force:	Kulbacks: 1 Superintendant 3 operators
Contractor Equipment:	Kulbacks: 2 excavators, 2 dozers, 1 skidsteer, 2 rollers
Attachments:	Daily Photolog, Air Monitoring Report, Work Location Map
Inspector's Name:	Libby Broderick

BRYDGES ENGINEERING
IN ENVIRONMENT AND ENERGY, DPC

960 Busti Ave.
Buffalo, New York 14213

DAILY FIELD REPORT

Date:	Wednesday, May 11, 2022
Site Name:	Kulbacks
Location:	1100 Michigan Ave., Buffalo

Description of Work Performed (cont):

Materials Import/Export

Imported Material:

Material			Loads		Amount (Tons)
			Total Stone Delivered (Tons)		0

Exported Material:

Material	Destination	Loads
Contaminated Material	Tonawanda Landfill	40
	Total Material Hauled - Approx. (Tons)	**800**
	Total Material Hauled - Approx. (Tons)	**0**

Photo Log

Site: **Pilgrim Village-Family Site (915362)** **Date:** **Wednesday, May 11, 2022**

Kulbacks



Using stone from stockpile to backfill around building foundations.

Excavating in former staging area. Looking north.

Excavating in former staging area. Looking north.

Using stone from stockpile to backfill along the east property line

Excavating staging area. Looking north.

BRYDGES ENGINEERING
IN ENVIRONMENT AND ENERGY, DPC

Date: Wednesday, May 11, 2022

Site Name: Pilgrim Village-Family Site (915362)

Upwind Data		Downwind Data			Delta
Time	PM10 15min Average (µg/m³)	Time	PM10 15min Average (µg/m³)	VOC 15min Average (ppm)	PM10 15min Average (µg/m³)
		5/11/2022 7:40	41.2	0.0	41.2
	Kulbacks	5/11/2022 7:50	38.3	0.0	#VALUE!
		5/11/2022 8:00	40.4	0.0	40.4
		5/11/2022 8:10	57.1	0.0	57.1
		5/11/2022 8:20	88.4	0.0	88.4
5/11/2022 8:30	127.3	5/11/2022 8:30	206.8	0.0	79.5
5/11/2022 8:40	40.9	5/11/2022 8:40	40.7	0.0	-0.2
5/11/2022 8:50	28.1	5/11/2022 8:50	52.3	0.0	24.2
5/11/2022 9:00	44.9	5/11/2022 9:00	76.5	0.0	31.6
5/11/2022 9:10	24.3	5/11/2022 9:10	72.3	0.0	48
5/11/2022 9:20	54.4	5/11/2022 9:20	51.1	0.0	-3.3
5/11/2022 9:30	57.4	5/11/2022 9:30	42.3	0.0	-15.1
5/11/2022 9:40	44.8	5/11/2022 9:40	36.6	0.0	-8.2
5/11/2022 9:50	44.8	5/11/2022 9:50	33	0.0	-11.8
5/11/2022 10:00	53.9	5/11/2022 10:00	27.8	0.0	-26.1
5/11/2022 10:10	8.8	5/11/2022 10:10	36.2	0.0	27.4
5/11/2022 10:20	7.2	5/11/2022 10:20	40.5	0.0	33.3
5/11/2022 10:30	10.1	5/11/2022 10:30	39.5	0.0	29.4
5/11/2022 10:40	11.5	5/11/2022 10:40	25.1	0.0	13.6
5/11/2022 10:50	9.4	5/11/2022 10:50	24	0.0	14.6
5/11/2022 11:00	5.1	5/11/2022 11:00	18	0.0	12.9
5/11/2022 11:10	7.7	5/11/2022 11:10	19.1	0.0	11.4
5/11/2022 11:20	7.6	5/11/2022 11:20	11.8	0.0	4.2
5/11/2022 11:30	6	5/11/2022 11:30	8.4	0.0	2.4
5/11/2022 11:40	9.4	5/11/2022 11:40	12.1	0.0	2.7
5/11/2022 11:50	18.7	5/11/2022 11:50	16.4	0.0	-2.3
5/11/2022 12:00	22.5	5/11/2022 12:00	23.4	0.0	0.9
5/11/2022 12:10	19.1	5/11/2022 12:10	23	0.0	3.9
5/11/2022 12:20	18.7	5/11/2022 12:20	10	0.0	-8.7
5/11/2022 12:30	21	5/11/2022 12:30	18.3	0.0	-2.7
5/11/2022 12:40	18.2	5/11/2022 12:40	15.4	0.0	-2.8
5/11/2022 12:50	14.1	5/11/2022 12:50	8.3	0.0	-5.8
5/11/2022 13:00	13.5	5/11/2022 13:00	10.5	0.0	-3
5/11/2022 13:10	37.5	5/11/2022 13:10	7.7	0.0	-29.8
5/11/2022 13:20	22.9	5/11/2022 13:20	24.4	0.0	1.5
5/11/2022 13:30	13.8	5/11/2022 13:30	19	0.0	5.2
5/11/2022 13:40	18.9	5/11/2022 13:40	10	0.0	-8.9
5/11/2022 13:50	21.9	5/11/2022 13:50	13.3	0.0	-8.6
5/11/2022 14:00	15.7	5/11/2022 14:00	8.2	0.0	-7.5
5/11/2022 14:10	14.1	5/11/2022 14:10	11.9	0.0	-2.2
5/11/2022 14:20	17.7	5/11/2022 14:20	20.1	0.0	2.4
5/11/2022 14:30	28.4	5/11/2022 14:30	25.3	0.0	-3.1
5/11/2022 14:40	63.1	5/11/2022 14:40	23.7	0.0	-39.4
5/11/2022 14:50	36.5	5/11/2022 14:50	14	0.0	-22.5
5/11/2022 15:00	24.7				
5/11/2022 15:10	22.5				

*****Particulate Threshold PM 10 15minute average = 100µg/m³ above background***

BRYDGES ENGINEERING
IN ENVIRONMENT AND ENERGY, DPC

Site Name: Pilgrim Village-Family Site (915362) **Date:** Wednesday, May 11, 2022

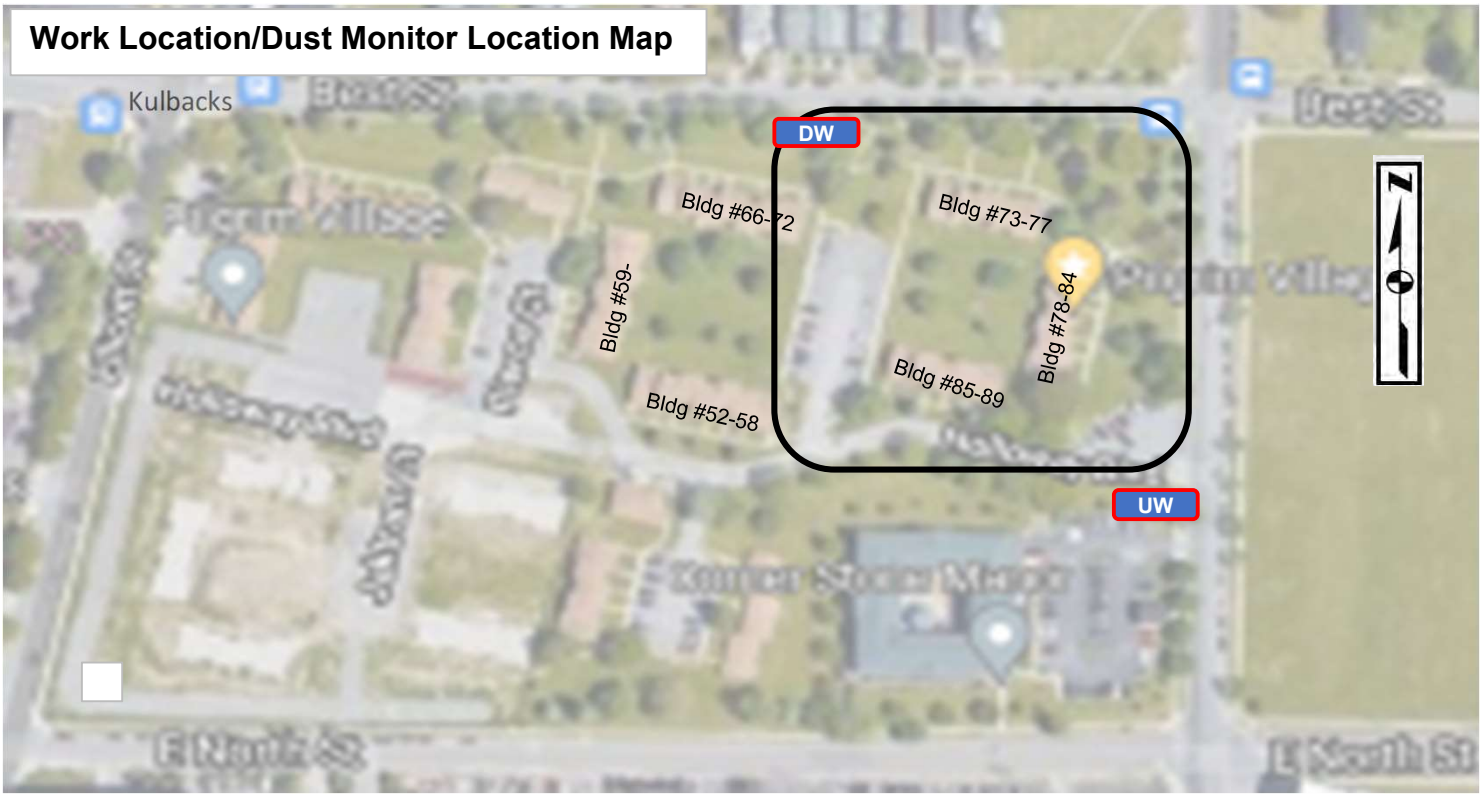

LEGEND

- UW — Dust Monitor Location (Upwind)
- DW — Dust Monitor Location (Downwind)
- Work Location

960 Busti Ave.
Buffalo, New York 14213

DAILY FIELD REPORT

Date:	Thursday, May 12, 2022
Site Name:	Pilgrim Village-Family Site (915362)
Location:	1100 Michigan Ave., Buffalo
Contractor-Subcontrators:	Kulbacks
Weather Conditions:	Partly Cloudy 54 Deg F Wind: NE 5mph

Description of Work Performed:

No trucks hauling today. Crew is sweeping road.

Pulled samples B-42 and B-46.

Crew placing and compacting stone from stockpile around the foundations and raising the grade around the building.

Dust monitors operating. No indication of dust.

(Use attached sheet for additional work description)

Problems/Observations Noted:

Health and Safety Monitoring:
Excessive dust. Shut down hauling at 12:30pm.

Contractor Work Force:	Kulbacks: 1 Superintendant 3 operators
Contractor Equipment:	Kulbacks: 2 excavators, 2 dozers, 1 skidsteer, 2 rollers
Attachments:	Daily Photolog, Air Monitoring Report, Work Location Map
Inspector's Name:	Libby Broderick

960 Busti Ave.
Buffalo, New York 14213

DAILY FIELD REPORT

Date:	Thursday, May 12, 2022
Site Name:	Pilgrim Village-Family Site (915362)
Location:	1100 Michigan Ave., Buffalo

Description of Work Performed (cont):

Materials Import/Export

Imported Material:

Material			Loads		Amount (Tons)
				Total Stone Delivered (Tons)	0

Exported Material:

Material	Destination	Loads
	Total Material Hauled - Approx. (Tons)	**0**
	Total Material Hauled - Approx. (Tons)	**0**

Photo Log

Site: Pilgrim Village-Family Site (915362) **Date:** Thursday, May 12, 2022



Using stone from stockpile to backfill around building foundations.

Excavating in former staging area. Looking north.

Excavating in former staging area. Looking north.

BRYDGES ENGINEERING
IN ENVIRONMENT AND ENERGY, DPC

Date: Thursday, May 12, 2022

Site Name: Pilgrim Village-Family Site (915362)

Upwind Data		Downwind Data			Delta
Time	PM10 15min Average (µg/m³)	Time	PM10 15min Average (µg/m³)	VOC 15min Average (ppm)	PM10 15min Average (µg/m³)
5/12/2022 9:20	25.6	5/12/2022 9:20	50.3	0.0	24.7
5/12/2022 9:30	21.1	5/12/2022 9:30	39.1	0.0	18
5/12/2022 9:40	16.5	5/12/2022 9:40	23.1	0.0	6.6
5/12/2022 9:50	15.7	5/12/2022 9:50	20.1	0.0	4.4
5/12/2022 10:00	15.8	5/12/2022 10:00	32.7	0.0	16.9
5/12/2022 10:20	12.3	5/12/2022 10:20	15.5	0.0	3.2
5/12/2022 10:30	12.3	5/12/2022 10:30	14.4	0.0	2.1
5/12/2022 10:40	11.4	5/12/2022 10:40	15.1	0.0	3.7
5/12/2022 10:50	10.5	5/12/2022 10:50	13.7	0.0	3.2
5/12/2022 11:00	10.3	5/12/2022 11:00	12.5	0.0	2.2
5/12/2022 11:10	8.6	5/12/2022 11:10	12.2	0.0	3.6
5/12/2022 11:20	10.6	5/12/2022 11:20	12.2	0.0	1.6
5/12/2022 11:30	10.7	5/12/2022 11:30	16.9	0.0	6.2
5/12/2022 11:40	11.2	5/12/2022 11:40	14	0.0	2.8
5/12/2022 11:50	10.8	5/12/2022 11:50	15.3	0.0	4.5
5/12/2022 12:00	12.9	5/12/2022 12:00	19.7	0.0	6.8
5/12/2022 12:10	9	5/12/2022 12:10	12.5	0.0	3.5
5/12/2022 12:20	10.4	5/12/2022 12:20	14.6	0.0	4.2
5/12/2022 12:30	8.8	5/12/2022 12:30	13.9	0.0	5.1
5/12/2022 12:40	10.1	5/12/2022 12:40	9.4	0.0	-0.7
5/12/2022 12:50	10.7	5/12/2022 12:50	16.4	0.0	5.7
5/12/2022 13:00	12	5/12/2022 13:00	21	0.0	9
5/12/2022 13:10	12.2	5/12/2022 13:10	12	0.0	-0.2
5/12/2022 13:20	8.3	5/12/2022 13:20	10.8	0.0	2.5
5/12/2022 13:30	7.2	5/12/2022 13:30	11.1	0.0	3.9
5/12/2022 13:40	23.2	5/12/2022 13:40	26.9	0.0	3.7
5/12/2022 13:50	21.4	5/12/2022 13:50	46.8	0.0	25.4
5/12/2022 14:00	7.6	5/12/2022 14:00	35.8	0.0	28.2
5/12/2022 14:10	29.5	5/12/2022 14:10	58.4	0.0	28.9
5/12/2022 14:20	12.3	5/12/2022 14:20	73.4	0.0	61.1
5/12/2022 14:30	16.2	5/12/2022 14:30	65.6	0.0	49.4
					0
					0
					0
					0
					0
					0
					0
					0
					0
					0
					0
					0
					0
					0

*****Particulate Threshold PM 10 15minute average = 100µg/m³ above background***

BRYDGES ENGINEERING
IN ENVIRONMENT AND ENERGY, DPC

Site Name: Pilgrim Village-Family Site (915362) **Date:** Thursday, May 12, 2022

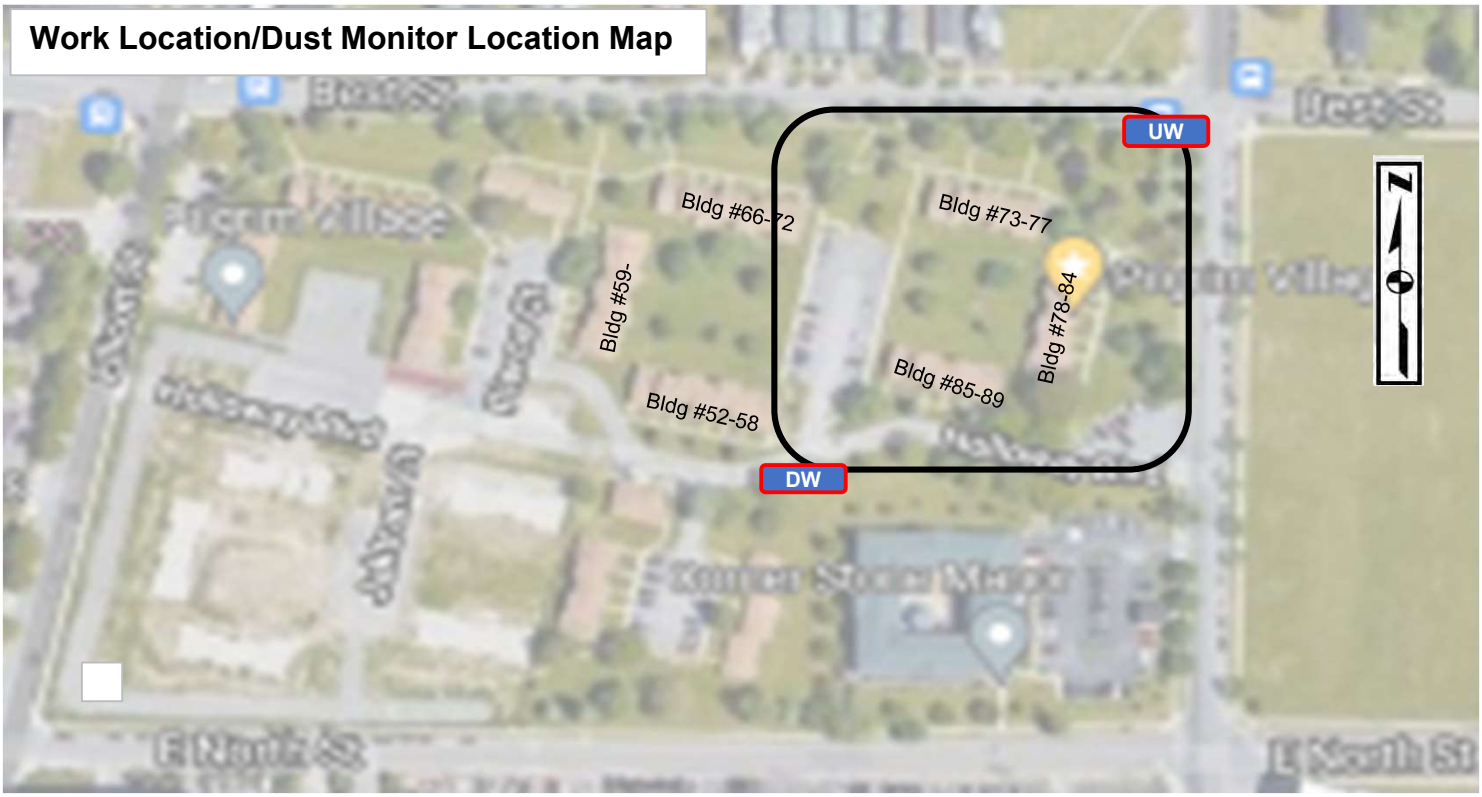

LEGEND

- UW — Dust Monitor Location (Upwind)
- DW — Dust Monitor Location (Downwind)
- Work Location

960 Busti Ave.
Buffalo, New York 14213

BRYDGES ENGINEERING
IN ENVIRONMENT AND ENERGY, DPC

Daily Field Report

Date:	Friday, May 13, 2022
Site Name:	Pilgrim Family - Family Site #C915362
Location:	1100 Michigan Ave Buffalo New York
Contractor/Sub-Contractor:	Kulbacks
Weather Conditions:	Partially cloudy 72 °F N 6 mph

Description of Work Performed:

Importing stone fill throughout site, mainly around building foundation edge.

Dust exceedance at 8AM and 8:40AM due to dry conditions and truck traffic. Informed site supervisor of exceedance. He is working on getting a water truck to the site to wet ground.

Problems/Observations	Dust exceedences due to dry / hot conditions
Health and Saftey Concerns:	none
Contractor Work Force:	Kulbacks - 1 supervisor 2 operators 1 laboroer
Contractor Equipment	Kulbacks - 2 excavators 2 dozers, 1 roller 1 skidster 1 dumptruck

Attachments : Daily report, Photo Log, Air Monitoring Report, Work Location Map

Inspectors Name	Sydney Deck

960 Busti Ave.
Buffalo, New York 14213

Daily Field Report Continued

Date:	Friday, May 13, 2022		
Site Name:	Pilgrim Family - Family Site #C915362		
Location:	1100 Michigan Ave Buffalo New York		
Work Performed Continued			
Imported Material		Loads:	Amount (Tons)
Stone Fill		8	169.58
Exported Material	Destination	Loads:	Amount (Tons)
Total Material Hauled - Approx. (Tons) 0			

960 Busti Ave.
Buffalo, New York 14213

Photo Log

Date:	Friday, May 13, 2022
Site Name:	Pilgrim Family - Family Site #C915362

Photo 1

Pipeline between Family and Senior sites. Soil surrounding pipe 2' in each direction is being tested for contaiminated soil in hopes of preventing unnecessary excavation.

Photo 2



Truck importing the stone fill. Truck traffic and speed is one of the concerns regarding dust.

BRYDGES ENGINEERING
IN ENVIRONMENT AND ENERGY, DPC

960 Busti Ave.
Buffalo, New York 14213

Community Air Monitoring Program Data

Date:	Friday, May 13, 2022
Site Name:	Pilgrim Family - Family Site #C915362

Upwind Data		Downwind Data			Delta
Time	PM 10 - 15 min AVG (µg/m³)	Time	PM 10 - 15 min AVG (µg/m³)	VOC	PM 10 - 15m AVG (µg/m³)
5/13/22 8:00 AM	14.4	5/13/22 8:00 AM	165.5	0	151.1
5/13/22 8:10 AM	14.9	5/13/22 8:10 AM	86.1	0	71.2
5/13/22 8:20 AM	14.8	5/13/22 8:20 AM	78	0	63.2
5/13/22 8:30 AM	14.5	5/13/22 8:30 AM	96.5	0	82
5/13/22 8:40 AM	17.6	5/13/22 8:40 AM	127.9	0	110.3
5/13/22 8:50 AM	12.9	5/13/22 8:50 AM	100	0	87.1
5/13/22 9:00 AM	73.8	5/13/22 9:00 AM	46	0	-27.8
5/13/22 9:30 AM	9.2	5/13/22 9:30 AM	66.5	0	57.3
5/13/22 9:40 AM	7.5	5/13/22 9:40 AM	81.4	0	73.9
5/13/22 9:50 AM	8.1	5/13/22 9:50 AM	73.9	0	65.8
5/13/22 10:00 AM	77.4	5/13/22 10:00 AM	35.9	0	-41.5
5/13/22 10:10 AM	80.8	5/13/22 10:10 AM	15.4	0	-65.4
5/13/22 10:20 AM	54.8	5/13/22 10:20 AM	22.3	0	-32.5
5/13/22 10:30 AM	8.8	5/13/22 10:30 AM	28.2	0	19.4
5/13/22 10:40 AM	34.7	5/13/22 10:40 AM	27.6	0	-7.1
5/13/22 10:50 AM	48	5/13/22 10:50 AM	18	0	-30
5/13/22 11:00 AM	20.2	5/13/22 11:00 AM	10.7	0	-9.5
5/13/22 11:10 AM	42.3	5/13/22 11:10 AM	11.6	0	-30.7
5/13/22 11:20 AM	42.5	5/13/22 11:20 AM	40.7	0	-1.8
5/13/22 11:30 AM	35.3	5/13/22 11:30 AM	47.5	0	12.2
5/13/22 11:40 AM	24.4	5/13/22 11:40 AM	17.3	0	-7.1
5/13/22 11:50 AM	7.3	5/13/22 11:50 AM	23.8	0	16.5
5/13/22 12:00 PM	11.9	5/13/22 12:00 PM	20.4	0	8.5
5/13/22 12:10 PM	6.7	5/13/22 12:10 PM	17.9	0	11.2
5/13/22 12:20 PM	16.9	5/13/22 12:20 PM	35.4	0	18.5
5/13/22 12:30 PM	24.4	5/13/22 12:30 PM	66.5	0	42.1
5/13/22 12:40 PM	7.5	5/13/22 12:40 PM	33.4	0	25.9
5/13/22 12:50 PM	6.6	5/13/22 12:50 PM	9.4	0	2.8
5/13/22 1:00 PM	17	5/13/22 1:00 PM	9.4	0	-7.6
5/13/22 1:10 PM	16.9	5/13/22 1:10 PM	10.3	0	-6.6
5/13/22 1:20 PM	64.1	5/13/22 1:20 PM	13.5	0	-50.6
5/13/22 1:30 PM	64.6	5/13/22 1:30 PM	15.3	0	-49.3
5/13/22 1:40 PM	5.5	5/13/22 1:40 PM	12.1	0	6.6
5/13/22 1:50 PM	76.1	5/13/22 1:50 PM	13.4	0	-62.7
5/13/22 2:00 PM	92.9	5/13/22 2:00 PM	17.1	0	-75.8
5/13/22 2:10 PM	11.5	5/13/22 2:10 PM	19.7	0	8.2
5/13/22 2:20 PM	9.3	5/13/22 2:20 PM	13.8	0	4.5
5/13/22 2:30 PM	9.8	5/13/22 2:30 PM	8.8	0	-1
5/13/22 2:40 PM	9.6	5/13/22 2:40 PM	8.5	0	-1.1
5/13/22 2:50 PM	9.4	5/13/22 2:50 PM	9.6	0	0.2
5/13/22 3:00 PM	9.7	5/13/22 3:00 PM	13.2	0	3.5

*****Particulate Threshold PM 10 15 minute average = 100µg/m³ above background***

960 Busti Ave.
Buffalo, New York 14213

Work Location Map

Date:	Friday, May 13, 2022
Site Name:	Pilgrim Family - Family Site #C915362

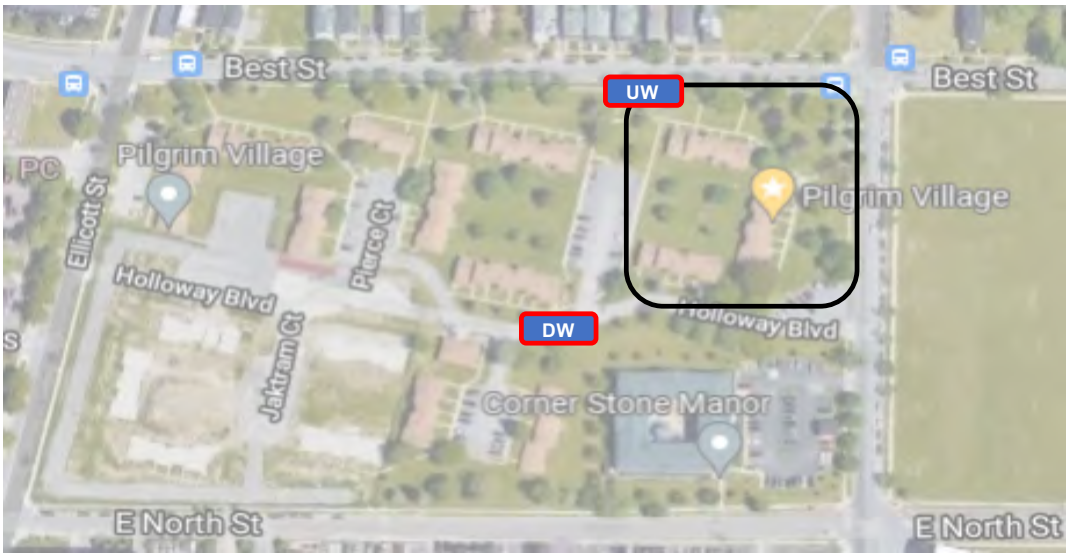

Legend	
UW	Dust monitor location (Upwind)
DW	Dust monitor location (Downwind)
	Work Location

960 Busti Ave.
Buffalo, New York 14213

BRYDGES ENGINEERING
IN ENVIRONMENT AND ENERGY, DPC

Daily Field Report

Date:	Monday, May 16, 2022
Site Name:	Pilgrim Village - Family Site #C915362
Location:	1100 Michigan Ave Buffalo New York
Contractor/Sub-Contractor:	Kulbacks
Weather Conditions:	Rain 55 °F N 7mph

Description of Work Performed:

Installing and compacting stone fill near foundation. Concrete forms brought in for continuation of concrete installation.

Dust exceedance at 8:10 AM until 8:40AM due to dry conditions and truck traffic. Informed site supervisor of exceedance. He is working on getting a water truck to the site to wet ground.

Rain started around 10:30 AM and continued for the rest if the day.

Problems/Observations	Dust exceedences in the morrning due to dry / hot conditions Dirt and mud beginning to be tracked onto road. Informed supervisor - used a sweep machine to resolve issue
Health and Saftey Concerns:	none
Contractor Work Force:	Kulbacks - 1 supervisor 2 operators 1 laboroer
Contractor Equipment	Kulbacks - 2 excavators 2 dozers, 1 roller 1 skidster 1 dumptruck
Attachments : Daily report, Photo Log, Air Monitoring Report, Work Location Map	
Inspectors Name	Sydney Deck

960 Busti Ave.
Buffalo, New York 14213

Daily Field Report Continued

Date:	Monday, May 16, 2022		
Site Name:	Pilgrim Village - Family Site #C915362		
Location:	1100 Michigan Ave Buffalo New York		
Work Performed Continued			
Imported Material		Loads:	Amount (Tons)
Dirt/stone Fill		56	1120
Exported Material	Destination	Loads:	Amount (Tons)
Total Material Hauled - Approx. (Tons) 0			

960 Busti Ave.
Buffalo, New York 14213

Photo Log

Date:	Monday, May 16, 2022
Site Name:	Pilgrim Village - Family Site #C915362

Photo 1

East facing - New forms are shown after being brought in about to be unloaded for use.

Photo 2

Facing eastwards, looking at east and north wall where forms are being installed and fill is being compacted.

960 Busti Ave.
Buffalo, New York 14213

Community Air Monitoring Program Data

Date:	Monday, May 16, 2022
Site Name:	Pilgrim Village - Family Site #C915362

Upwind Data		Downwind Data			Delta
Time	PM 10 - 15 min AVG (µg/m³)	Time	PM 10 - 15 min AVG (µg/m³)	VOC	PM 10 - 15m AVG (µg/m³)
5/16/22 7:30 AM	16.5	5/16/22 7:40 AM	45.5		29
5/16/22 7:40 AM	15.1	5/16/22 7:50 AM	47.7		32.6
5/16/22 7:50 AM	19.9	5/16/22 8:00 AM	43.1		23.2
5/16/22 8:00 AM	21.1	5/16/22 8:10 AM	161.3		140.2
5/16/22 8:10 AM	17.6	5/16/22 8:20 AM	122.2		104.6
5/16/22 8:20 AM	16.4	5/16/22 8:30 AM	157.7		141.3
5/16/22 8:30 AM	11.4	5/16/22 8:40 AM	122.1		110.7
5/16/22 8:40 AM	12.8	5/16/22 8:50 AM	56.5		43.7
5/16/22 8:50 AM	12.1	5/16/22 9:00 AM	110.8		98.7
5/16/22 9:00 AM	33.7	5/16/22 9:10 AM	112.3		78.6
5/16/22 9:10 AM	38.1	5/16/22 9:20 AM	90.1		52
5/16/22 9:20 AM	23	5/16/22 9:30 AM	10.2		-12.8
5/16/22 9:30 AM	26.7	5/16/22 9:40 AM	157.7		131
5/16/22 9:40 AM	28	5/16/22 9:50 AM	20.8		-7.2
5/16/22 9:50 AM	14.2	5/16/22 10:00 AM	80.4		66.2
5/16/22 10:00 AM	14.1	5/16/22 10:10 AM	64.8		50.7
5/16/22 10:10 AM	15.5	5/16/22 10:20 AM	29.2		13.7
5/16/22 10:20 AM	15	5/16/22 10:30 AM	16.3		1.3
5/16/22 10:30 AM	15.4	5/16/22 10:40 AM	34.3		18.9
5/16/22 10:40 AM	19.4	5/16/22 10:50 AM	51.9		32.5
5/16/22 10:50 AM	28.4	5/16/22 11:00 AM	41.6		13.2
5/16/22 11:00 AM	14.8	5/16/22 11:10 AM	14.6		-0.2
5/16/22 11:10 AM	18.3	5/16/22 11:20 AM	11.7		-6.6
5/16/22 11:20 AM	16.5	5/16/22 11:30 AM	9.7		-6.8
5/16/22 11:30 AM	26.8	5/16/22 11:40 AM	10.8		-16
5/16/22 11:40 AM	44.2	5/16/22 11:50 AM	15.4		-28.8
5/16/22 11:50 AM	50.1	5/16/22 12:00 PM	12.7		-37.4
5/16/22 12:00 PM	64	5/16/22 12:10 PM	9.1		-54.9
5/16/22 12:10 PM	49.9	5/16/22 12:20 PM	7.4		-42.5
5/16/22 12:20 PM	29	5/16/22 12:30 PM	9.4		-19.6
5/16/22 12:30 PM	44.3	5/16/22 12:40 PM	8.9		-35.4
5/16/22 12:40 PM	31.3	5/16/22 12:50 PM	8.6		-22.7
5/16/22 12:50 PM	3.7	5/16/22 1:00 PM	10.1		6.4
5/16/22 1:00 PM	5.9	5/16/22 1:10 PM	10.1		4.2
5/16/22 1:10 PM	6.3	5/16/22 1:20 PM	7.8		1.5
5/16/22 1:20 PM	5.6	5/16/22 1:30 PM	8		2.4
5/16/22 1:30 PM	5.8	5/16/22 1:40 PM	7.1		1.3
5/16/22 1:40 PM	6.5	5/16/22 1:50 PM	5.3		-1.2
5/16/22 1:50 PM	6.5	5/16/22 2:00 PM	6.4		-0.1
5/16/22 2:00 PM	5.8	5/16/22 2:10 PM	7		1.2
5/16/22 2:10 PM	7	5/16/22 2:20 PM	6.5		-0.5
44697.59722	6.8	44697.60417	3.3		-3.5
5/16/22 2:30 PM	4.7	5/16/22 2:40 PM	5.7		1
5/16/22 2:40 PM	4.3	5/16/22 2:50 PM	7.4		3.1
5/16/22 2:50 PM	3.8	5/16/22 3:00 PM	6.3		2.5

*****Particulate Threshold PM 10 15 minute average = 100µg/m³ above background***

960 Busti Ave.
Buffalo, New York 14213

Work Location Map

Date:	Monday, May 16, 2022
Site Name:	Pilgrim Village - Family Site #C915362

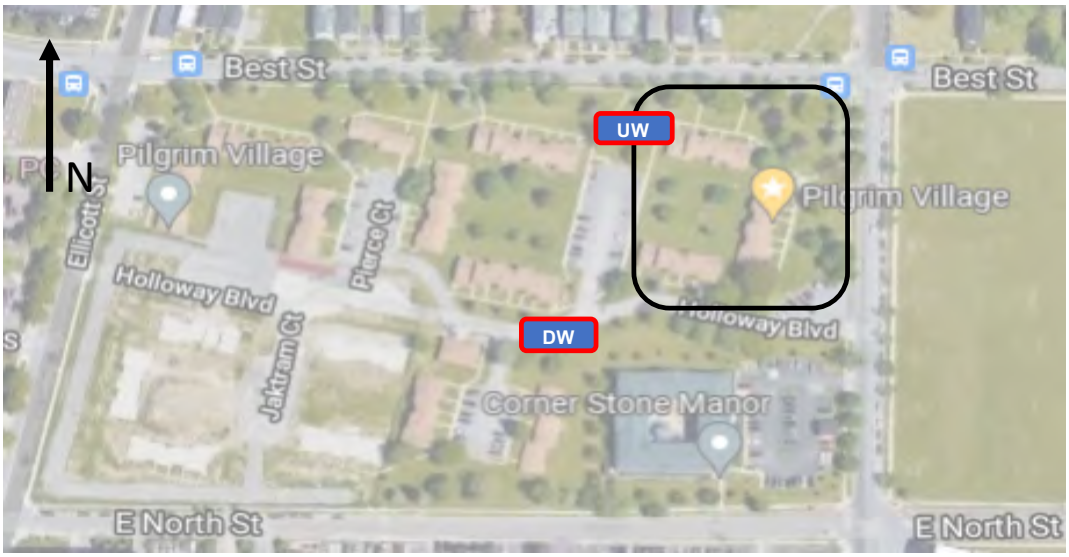

Legend	
UW	Dust monitor location (Upwind)
DW	Dust monitor location (Downwind)
	Work Location

960 Busti Ave.
Buffalo, New York 14213

BRYDGES ENGINEERING
IN ENVIRONMENT AND ENERGY, DPC

Daily Field Report

Date:	Tuesday, May 17, 2022
Site Name:	Pilgrim Village - Family Site #C915362
Location:	1100 Michigan Ave Buffalo New York
Contractor/Sub-Contractor:	Kulbacks
Weather Conditions:	Partially Cloudy 53 °F SW 15 mph

Description of Work Performed:

Importing stone fill to center of foundation to distribute and compact.

Forms are being set and installed

Dust exceedance at 11:30 AM due to dry conditions and truck traffic. Informed site supervisor of exceedance. He is working on getting a water truck to the site to wet ground.

Problems/Observations	Dust exceedences in the early afternoon due to dry / hot conditions
Health and Saftey Concerns:	none
Contractor Work Force:	Kulbacks - 1 supervisor 2 operators 1 laboroer
Contractor Equipment	Kulbacks - 2 excavators 2 dozers, 1 roller 1 skidster 1 dumptruck
Attachments : Daily report, Photo Log, Air Monitoring Report, Work Location Map	
Inspectors Name	Sydney Deck

960 Busti Ave.
Buffalo, New York 14213

Daily Field Report Continued

Date:	Tuesday, May 17, 2022		
Site Name:	Pilgrim Village - Family Site #C915362		
Location:	1100 Michigan Ave Buffalo New York		
Work Performed Continued			
Imported Material		Loads:	Amount (Tons)
Fine Stone fill		19	401.45
Exported Material	Destination	Loads:	Amount (Tons)
Total Material Hauled - Approx. (Tons) 0			

960 Busti Ave.
Buffalo, New York 14213

Photo Log

Date:	Tuesday, May 17, 2022
Site Name:	Pilgrim Village - Family Site #C915362

Photo 1

East facing - Stone fill is being imported and distributed within foundation.

Photo 2

Facing east - Truck hauling in stone fill. Top soil and course stone piles shown.

960 Busti Ave.
Buffalo, New York 14213

Community Air Monitoring Program Data

Date:	Tuesday, May 17, 2022
Site Name:	Pilgrim Village - Family Site #C915362

Upwind Data		Downwind Data			Delta
Time	PM 10 - 15 min AVG (µg/m³)	Time	PM 10 - 15 min AVG (µg/m³)	VOC	PM 10 - 15m AVG (µg/m³)
5/17/22 8:10 AM	4.9				
5/17/22 8:20 AM	4	5/17/22 8:20 AM	2.7	0	-1.3
5/17/22 8:30 AM	3.2	5/17/22 8:30 AM	2.4	0	-0.8
5/17/22 8:40 AM	3.2	5/17/22 8:40 AM	2.5	0	-0.7
5/17/22 8:50 AM	2.7	5/17/22 8:50 AM	2.5	0	-0.2
5/17/22 9:00 AM	2.5	5/17/22 9:00 AM	3.8	0	1.3
5/17/22 9:10 AM	3.2	5/17/22 9:10 AM	3.2	0	0
5/17/22 9:20 AM	2.5	5/17/22 9:20 AM	6.3	0	3.8
5/17/22 9:30 AM	3.2	5/17/22 9:30 AM	12.6	0	9.4
5/17/22 9:40 AM	2.1	5/17/22 9:40 AM	10	0	7.9
5/17/22 9:50 AM	3.1	5/17/22 9:50 AM	14.7	0	11.6
5/17/22 10:00 AM	1.8	5/17/22 10:00 AM	23.9	0	22.1
5/17/22 10:10 AM	1.6	5/17/22 10:10 AM	21	0	19.4
5/17/22 10:20 AM	1.5	5/17/22 10:20 AM	21.4	0	19.9
5/17/22 10:30 AM	1.6	5/17/22 10:30 AM	21.9	0	20.3
5/17/22 10:40 AM	3.6	5/17/22 10:40 AM	47.9	0	44.3
5/17/22 10:50 AM	2.5	5/17/22 10:50 AM	16.7	0	14.2
5/17/22 11:00 AM	1.8	5/17/22 11:00 AM	37.1	0	35.3
5/17/22 11:10 AM	2.3	5/17/22 11:10 AM	24.7	0	22.4
5/17/22 11:20 AM	3.7	5/17/22 11:20 AM	92.7	0	89
5/17/22 11:30 AM	2.7	5/17/22 11:30 AM	123	0	120.3
5/17/22 11:40 AM	2.9	5/17/22 11:40 AM	32.6	0	29.7
5/17/22 11:50 AM	2.5	5/17/22 11:50 AM	25.6	0	23.1
5/17/22 12:00 PM	2.9	5/17/22 12:00 PM	21.5	0	18.6
5/17/22 12:10 PM	2	5/17/22 12:10 PM	22.9	0	20.9
5/17/22 12:20 PM	2.2	5/17/22 12:20 PM	11.5	0	9.3
5/17/22 12:30 PM	2.9	5/17/22 12:30 PM	7.1	0	4.2
5/17/22 12:40 PM	4.6	5/17/22 12:40 PM	5.1	0	0.5
5/17/22 12:50 PM	2.8	5/17/22 12:50 PM	6.7	0	3.9
5/17/22 1:00 PM	2.7	5/17/22 1:00 PM	9.7	0	7
5/17/22 1:10 PM	3	5/17/22 1:10 PM	9.1	0	6.1
5/17/22 1:20 PM	2.7	5/17/22 1:20 PM	5.3	0	2.6
5/17/22 1:30 PM	4.9	5/17/22 1:30 PM	7.7	0	2.8
5/17/22 1:40 PM	4.1	5/17/22 1:40 PM	10.3	0	6.2
5/17/22 1:50 PM	3	5/17/22 1:50 PM	10.8	0	7.8
5/17/22 2:00 PM	2.6	5/17/22 2:00 PM	10.2	0	7.6
5/17/22 2:10 PM	2.4	5/17/22 2:10 PM	9	0	6.6
5/17/22 2:20 PM	3.6	5/17/22 2:20 PM	9.8	0	6.2
5/17/22 2:30 PM	5.1	5/17/22 2:30 PM	8.3	0	3.2
5/17/22 2:40 PM	3.8	5/17/22 2:40 PM	5.8	0	2
5/17/22 2:50 PM	5.1	5/17/22 2:50 PM	2.3	0	-2.8
44698.625	3.6	44698.625	3.7	0	0.1
5/17/22 3:10 PM	3.7	5/17/22 3:10 PM	10.8	0	7.1
5/17/22 3:20 PM	4.6	5/17/22 3:20 PM	13.3	0	8.7

*****Particulate Threshold PM 10 15 minute average = 100µg/m³ above background***

960 Busti Ave.
Buffalo, New York 14213

Work Location Map

Date:	Tuesday, May 17, 2022
Site Name:	Pilgrim Village - Family Site #C915362

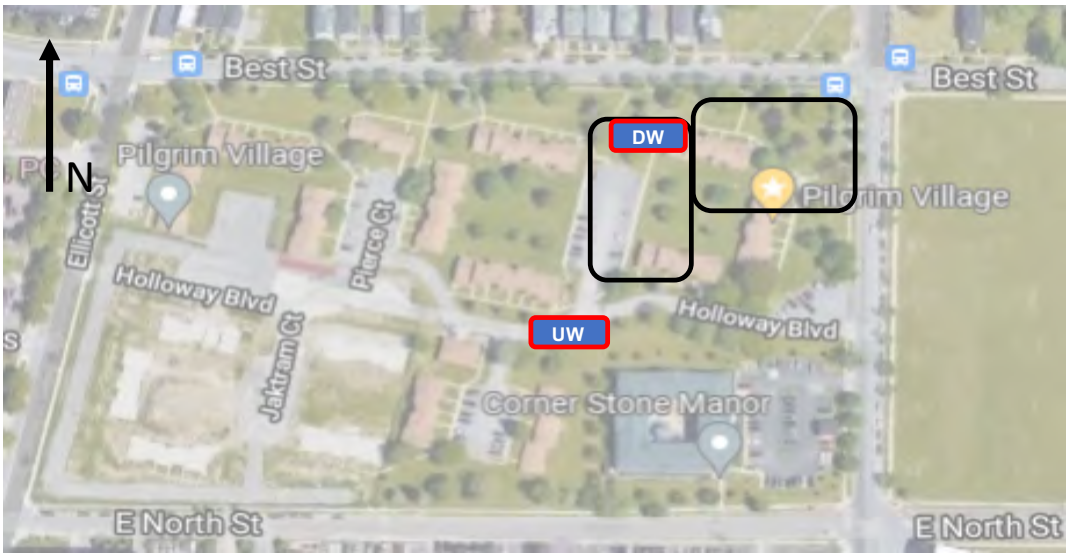

Legend	
UW	Dust monitor location (Upwind)
DW	Dust monitor location (Downwind)
	Work Location

960 Busti Ave.
Buffalo, New York 14213

BRYDGES ENGINEERING
IN ENVIRONMENT AND ENERGY, DPC

Daily Field Report

Date:	Wednesday, May 18, 2022
Site Name:	Pilgrim Village - Family Site #C915362
Location:	1100 Michigan Ave Buffalo New York
Contractor/Sub-Contractor:	Kulbacks
Weather Conditions:	Partially cloudy 50 °F SW 5 mph

Description of Work Performed:

Importing stone fill and distributing within laid foundation.

Hauling out contaiminated fill to the Tonowanda landfill for proper disposal and re-use. 5 Trucks are haulling between sites.

Approval for a 3-sample frequency by Ben with the DEC. Ben visited site and confirmed. Took 3 samples each in grid sections B-28, B-29, B-43, B-44, B-45, and B-54. Results should come back in approximately 5 days.

Dust exceedance at 9:30 AM due to dry conditions and truck traffic. Informed site supervisor of exceedance. He is working on getting a water truck to the site to wet ground.

Problems/Observations	Dust exceedences in the early afternoon due to dry / hot conditions
Health and Saftey Concerns:	none
Contractor Work Force:	Kulbacks - 1 supervisor 2 operators 1 laboroer
Contractor Equipment	Kulbacks - 2 excavators 2 dozers, 1 roller 1 skidster 1 dumptruck

Attachments : Daily report, Photo Log, Air Monitoring Report, Work Location Map

Inspectors Name	Sydney Deck

960 Busti Ave.
Buffalo, New York 14213

Daily Field Report Continued

Date:	Wednesday, May 18, 2022
Site Name:	Pilgrim Village - Family Site #C915362
Location:	1100 Michigan Ave Buffalo New York

Work Performed Continued

Upwind dust monitor is having technical difficulties - Shut off midway through day, therefore there is no data between the hours of 11:20 and 3:20.

Imported Material		Loads:	Amount (Tons)
Stone fill		22	518.95
Exported Material	Destination	Loads:	Amount (Tons)
Contaiminated soil	Tonwanda Landfill	15	300
Total Material Hauled - Approx. (Tons)			0

960 Busti Ave.
Buffalo, New York 14213

Photo Log

Date:	Wednesday, May 18, 2022
Site Name:	Pilgrim Village - Family Site #C915362

Photo 1

Two 4oz samples and one 2oz sample taken from the Family site.

Photo 2

Two of the sample sites - Layers of soil is clearly seen. Soil texture is sandy clay and has a natural color.

960 Busti Ave.
Buffalo, New York 14213

Community Air Monitoring Program Data

Date:		Wednesday, May 18, 2022			
Site Name:		Pilgrim Village - Family Site #C915362			
Upwind Data		Downwind Data			Delta
Time	PM 10 - 15 min AVG (µg/m³)	Time	PM 10 - 15 min AVG (µg/m³)	VOC	PM 10 - 15m AVG (µg/m³)
5/18/22 7:50 AM	26.7	5/18/22 7:50 AM	21.9	0	-4.8
5/18/22 8:00 AM	16	5/18/22 8:00 AM	18.9	0	2.9
5/18/22 8:10 AM	11.9	5/18/22 8:10 AM	7.9	0	-4
5/18/22 8:20 AM	10.3	5/18/22 8:20 AM	49.1	0	38.8
5/18/22 8:30 AM	10.2	5/18/22 8:30 AM	7.2	0	-3
5/18/22 8:40 AM	7.1	5/18/22 8:40 AM	5.4	0	-1.7
5/18/22 8:50 AM	8.1	5/18/22 8:50 AM	6.7	0	-1.4
5/18/22 9:00 AM	8.6	5/18/22 9:00 AM	5	0	-3.6
5/18/22 9:10 AM	19.7	5/18/22 9:10 AM	3.4	0	-16.3
5/18/22 9:20 AM	7.8	5/18/22 9:20 AM	94.4	0	86.6
5/18/22 9:30 AM	27.8	5/18/22 9:30 AM	221.4	0	193.6
5/18/22 9:40 AM	10.7	5/18/22 9:40 AM	11.2	0	0.5
5/18/22 9:50 AM	7.3	5/18/22 9:50 AM	17.4	0	10.1
5/18/22 10:00 AM	8.3	5/18/22 10:00 AM	10.1	0	1.8
5/18/22 10:10 AM	5.6	5/18/22 10:10 AM	9.5	0	3.9
5/18/22 10:20 AM	4.8	5/18/22 10:20 AM	6.7	0	1.9
5/18/22 10:30 AM	4.1	5/18/22 10:30 AM	9	0	4.9
5/18/22 10:40 AM	5.9	5/18/22 10:40 AM	9.8	0	3.9
5/18/22 10:50 AM	6.4	5/18/22 10:50 AM	6.3	0	-0.1
5/18/22 11:00 AM	5.1	5/18/22 11:00 AM	4.3	0	-0.8
5/18/22 11:10 AM	4.6	5/18/22 11:10 AM	4.8	0	0.2
		5/18/22 11:20 AM	4.7	0	4.7
		5/18/22 11:30 AM	4.3	0	4.3
		5/18/22 11:40 AM	9.3	0	9.3
		5/18/22 11:50 AM	77.6	0	77.6
		5/18/22 12:00 PM	38.8	0	38.8
		5/18/22 12:10 PM	10	0	10
		5/18/22 12:20 PM	4.9	0	4.9
		5/18/22 12:30 PM	12.7	0	12.7
		5/18/22 12:40 PM	12.5	0	12.5
		5/18/22 12:50 PM	48.7	0	48.7
		5/18/22 1:00 PM	73.7	0	73.7
		5/18/22 1:10 PM	98.2	0	98.2
		5/18/22 1:20 PM	3.4	0	3.4
		5/18/22 1:30 PM	6.9	0	6.9
		5/18/22 1:40 PM	4.2	0	4.2
		5/18/22 1:50 PM	22.7	0	22.7
		5/18/22 2:00 PM	3.4	0	3.4
		5/18/22 2:10 PM	2.3	0	2.3
		5/18/22 2:20 PM	2.9	0	2.9
		5/18/22 2:30 PM	3.4	0	3.4
		5/18/22 2:40 PM	2.8	0	2.8
		5/18/22 2:50 PM	5.4	0	5.4
		5/18/22 3:00 PM	5.7	0	5.7
		5/18/22 3:10 PM	3.3	0	3.3
		5/18/22 3:20 PM	4.3	0	4.3

*****Particulate Threshold PM 10 15 minute average = 100µg/m³ above background***

960 Busti Ave.
Buffalo, New York 14213

Work Location Map

Date:	Wednesday, May 18, 2022
Site Name:	Pilgrim Village - Family Site #C915362

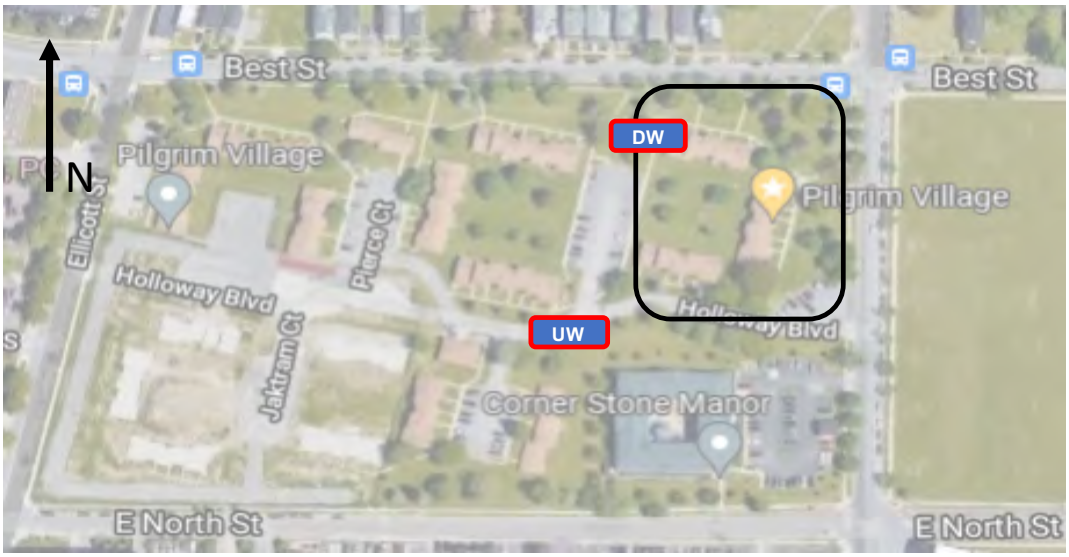

Legend	
UW	Dust monitor location (Upwind)
DW	Dust monitor location (Downwind)
	Work Location

960 Busti Ave.
Buffalo, New York 14213

BRYDGES ENGINEERING
IN ENVIRONMENT AND ENERGY, DPC

Daily Field Report

Date:	Thursday, May 19, 2022
Site Name:	Pilgrim Village - Family Site #C915362
Location:	1100 Michigan Ave Buffalo New York
Contractor/Sub-Contractor:	Kulbacks
Weather Conditions:	Mist/Overcast 55 °F S 10 mph

Description of Work Performed:

Importing stone fill and distributing within laid foundation.

Hauling out contaiminated fill to the Tonowanda landfill for proper disposal and re-use. 5 Trucks are haulling between sites. Only 15 loads of soil hauled out.

Upwind dust monitor is having technical difficulties - Shut off midway through day, therefore there is no data available.

Problems/Observations	Dust monitors are currently being repaired.
Health and Saftey Concerns:	none
Contractor Work Force:	Kulbacks - 1 supervisor 2 operators 1 laboroer
Contractor Equipment	Kulbacks - 2 excavators 2 dozers, 1 roller 1 skidster 1 dumptruck

Attachments : Daily report, Photo Log, Air Monitoring Report, Work Location Map

Inspectors Name	Sydney Deck

960 Busti Ave.
Buffalo, New York 14213

Daily Field Report Continued

Date:	Thursday, May 19, 2022		
Site Name:	Pilgrim Village - Family Site #C915362		
Location:	1100 Michigan Ave Buffalo New York		
Work Performed Continued			
Imported Material		Loads:	Amount (Tons)
Stone fill		20	424
Exported Material	Destination	Loads:	Amount (Tons)
Containiminated soil	Tonawanda Landfill	15	300
Total Material Hauled - Approx. (Tons)			0

960 Busti Ave.
Buffalo, New York 14213

Photo Log

Date:	Thursday, May 19, 2022
Site Name:	Pilgrim Village - Family Site #C915362

Photo 1

Concrete truck can be seen on eastern edge of site filling forms.

Photo 2

Contaiminated fill pile on the western border of the site waiting to be hauled out.

960 Busti Ave.
Buffalo, New York 14213

Community Air Monitoring Program Data

Date:		Thursday, May 19, 2022			
Site Name:		Pilgrim Village - Family Site #C915362			
Upwind Data		Downwind Data			Delta
Time	PM 10 - 15 min AVG (µg/m³)	Time	PM 10 - 15 min AVG (µg/m³)	VOC	PM 10 - 15m AVG (µg/m³)
		5/19/22 8:40 AM	0.3	0	0.3
		5/19/22 8:50 AM	0.9	0	0.9
		5/19/22 9:00 AM	8.9	0	8.9
		5/19/22 9:10 AM	15.9	0	15.9
		5/19/22 9:20 AM	10.6	0	10.6
		5/19/22 9:30 AM	5.5	0	5.5
		5/19/22 9:40 AM	5.3	0	5.3
		5/19/22 9:50 AM	21.4	0	21.4
		5/19/22 10:00 AM	77.4	0	77.4
		5/19/22 10:10 AM	66.2	0	66.2
		5/19/22 10:20 AM	11.3	0	11.3
		5/19/22 10:30 AM	2	0	2
		5/19/22 10:40 AM	2.4	0	2.4
		5/19/22 10:50 AM	3.5	0	3.5
		5/19/22 11:00 AM	3.9	0	3.9
		5/19/22 11:10 AM	3.6	0	3.6
		5/19/22 11:20 AM	2.9	0	2.9
		5/19/22 11:30 AM	2.7	0	2.7
		5/19/22 11:40 AM	3.2	0	3.2
		5/19/22 11:50 AM	3.5	0	3.5
		5/19/22 12:00 PM	2.9	0	2.9
		5/19/22 12:10 PM	2.3	0	2.3
		5/19/22 12:20 PM	1.9	0	1.9
		5/19/22 12:30 PM	3	0	3
		5/19/22 12:40 PM	4.6	0	4.6
		5/19/22 12:50 PM	7.2	0	7.2
		5/19/22 1:00 PM	12.7	0	12.7
		5/19/22 1:10 PM	11	0	11
		5/19/22 1:20 PM	8.6	0	8.6
		5/19/22 1:30 PM	6.7	0	6.7
		5/19/22 1:40 PM	6	0	6
		5/19/22 1:50 PM	4.6	0	4.6
		5/19/22 2:00 PM	4.3	0	4.3
		5/19/22 2:10 PM	4.4	0	4.4
		5/19/22 2:20 PM	5.2	0	5.2
		5/19/22 2:30 PM	5.7	0	5.7
		5/19/22 2:40 PM	6.6	0	6.6
		5/19/22 2:50 PM	8.3	0	8.3
		5/19/22 3:00 PM	9.6	0	9.6

*****Particulate Threshold PM 10 15 minute average = 100µg/m³ above background***

960 Busti Ave.
Buffalo, New York 14213

Work Location Map

Date:	Thursday, May 19, 2022
Site Name:	Pilgrim Village - Family Site #C915362

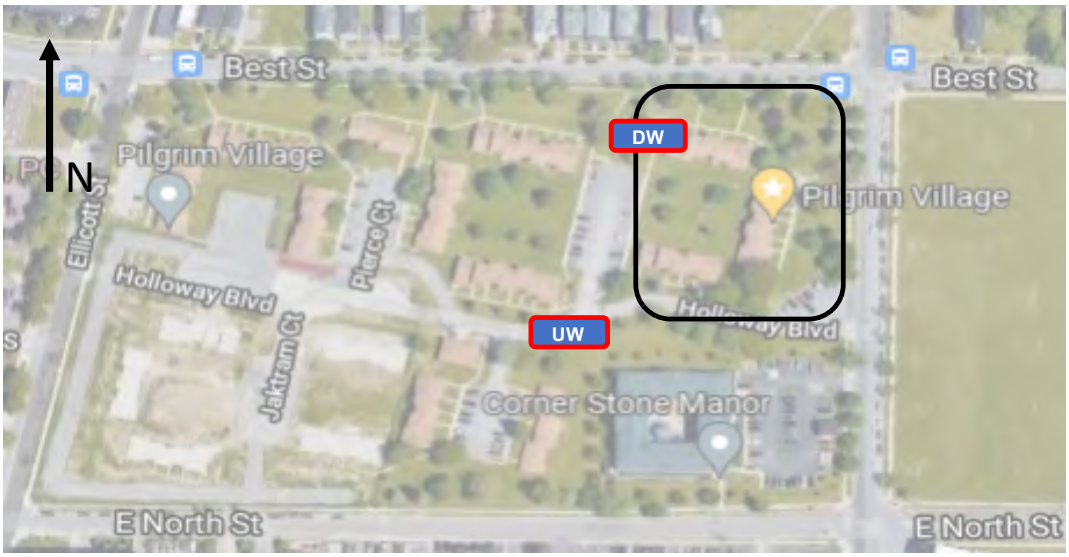

Legend	
UW	Dust monitor location (Upwind)
DW	Dust monitor location (Downwind)
	Work Location

960 Busti Ave.
Buffalo, New York 14213

BRYDGES ENGINEERING
IN ENVIRONMENT AND ENERGY, DPC

Daily Field Report

Date:	Friday, May 20, 2022
Site Name:	Pilgrim Village - Family Site #C915362
Location:	1100 Michigan Ave Buffalo New York
Contractor/Sub-Contractor:	Kulbacks
Weather Conditions:	Overcast 66 °F S 9 mph

Description of Work Performed:

Concrete trucks importing and filling foundation forms.

Niagara plumbing & concrete company on site for evaluation of foundation for their services.

No dust exceedances noted. - monitors set up and running throughout day.

Problems/Observations	none
Health and Saftey Concerns:	none
Contractor Work Force:	Kulbacks - 1 supervisor 2 operators 1 laboroer
Contractor Equipment	Kulbacks - 2 excavators 2 dozers, 1 roller 1 skidster 1 dumptruck

Attachments : Daily report, Photo Log, Air Monitoring Report, Work Location Map

Inspectors Name	Sydney Deck

960 Busti Ave.
Buffalo, New York 14213

Daily Field Report Continued

Date:	Friday, May 20, 2022		
Site Name:	Pilgrim Village - Family Site #C915362		
Location:	1100 Michigan Ave Buffalo New York		
Work Performed Continued			
Imported Material		Loads:	Amount (Tons)
Stone fill		16	343.39
Exported Material	Destination	Loads:	Amount (Tons)
Total Material Hauled - Approx. (Tons) 0			

960 Busti Ave.
Buffalo, New York 14213

Photo Log

Date:	Friday, May 20, 2022
Site Name:	Pilgrim Village - Family Site #C915362

Photo 1

Facing northeast - Variety of companies on site to overlook and evaluate construction progress and outlaying their own construction plans.

Photo 2

Concrete trucks can be seen on the far east edge where they are filling in the foundation forms along the eastern wall of site.

960 Busti Ave.
Buffalo, New York 14213

Community Air Monitoring Program Data

Date:		Friday, May 20, 2022			
Site Name:		Pilgrim Village - Family Site #C915362			
Upwind Data		Downwind Data			Delta
Time	PM 10 - 15 min AVG (µg/m³)	Time	PM 10 - 15 min AVG (µg/m³)	VOC	PM 10 - 15m AVG (µg/m³)
		5/20/22 8:40 AM	9.7	0	9.7
		5/20/22 8:50 AM	10.5	0	10.5
5/20/22 9:00 AM	7.1	5/20/22 9:00 AM	10.3	0	3.2
5/20/22 9:10 AM	7.2	5/20/22 9:10 AM	9.9	0	2.7
5/20/22 9:20 AM	6.7	5/20/22 9:20 AM	18.5	0	11.8
5/20/22 9:30 AM	7.2	5/20/22 9:30 AM	20	0	12.8
5/20/22 9:40 AM	8.5	5/20/22 9:40 AM	12.9	0	4.4
5/20/22 9:50 AM	6.9	5/20/22 9:50 AM	12.2	0	5.3
5/20/22 10:00 AM	7.2	5/20/22 10:00 AM	29.9	0	22.7
5/20/22 10:10 AM	7.7	5/20/22 10:10 AM	36.1	0	28.4
5/20/22 10:20 AM	6.8	5/20/22 10:20 AM	18.3	0	11.5
5/20/22 10:30 AM	6	5/20/22 10:30 AM	11.1	0	5.1
5/20/22 10:40 AM	5.8	5/20/22 10:40 AM	9.1	0	3.3
5/20/22 10:50 AM	6.1	5/20/22 10:50 AM	8.2	0	2.1
5/20/22 11:00 AM	6	5/20/22 11:00 AM	8.3	0	2.3
5/20/22 11:10 AM	7	5/20/22 11:10 AM	10.5	0	3.5
5/20/22 11:20 AM	7.8	5/20/22 11:20 AM	8.7	0	0.9
5/20/22 11:30 AM	7.8	5/20/22 11:30 AM	8.3	0	0.5
5/20/22 11:40 AM	6.6	5/20/22 11:40 AM	7	0	0.4
5/20/22 11:50 AM	6.5	5/20/22 11:50 AM	6.9	0	0.4
5/20/22 12:00 PM	6.2	5/20/22 12:00 PM	5.5	0	-0.7
5/20/22 12:10 PM	7.6	5/20/22 12:10 PM	5.9	0	-1.7
5/20/22 12:20 PM	7.2	5/20/22 12:20 PM	8	0	0.8
5/20/22 12:30 PM	5.9	5/20/22 12:30 PM	16.5	0	10.6
5/20/22 12:40 PM	5	5/20/22 12:40 PM	28.5	0	23.5
5/20/22 12:50 PM	5.7	5/20/22 12:50 PM	13.1	0	7.4
5/20/22 1:00 PM	6.3	5/20/22 1:00 PM	10.5	0	4.2
5/20/22 1:10 PM	7.4	5/20/22 1:10 PM	11.4	0	4
5/20/22 1:20 PM	6.6	5/20/22 1:20 PM	39.6	0	33
5/20/22 1:30 PM	9.1	5/20/22 1:30 PM	35.1	0	26
5/20/22 1:40 PM	8.3	5/20/22 1:40 PM	8.4	0	0.1
5/20/22 1:50 PM	15.1	5/20/22 1:50 PM	8.5	0	-6.6
5/20/22 2:00 PM	16.5	5/20/22 2:00 PM	8.2	0	-8.3
5/20/22 2:10 PM	8.5	5/20/22 2:10 PM	19.1	0	10.6
5/20/22 2:20 PM	5.6	5/20/22 2:20 PM	26.6	0	21
5/20/22 2:30 PM	5.9	5/20/22 2:30 PM	19.9	0	14
5/20/22 2:40 PM	6.8	5/20/22 2:40 PM	20	0	13.2
5/20/22 2:50 PM	4.8	5/20/22 2:50 PM	25.1	0	20.3
5/20/22 3:00 PM	4.2	5/20/22 3:00 PM	22.4	0	18.2
5/20/22 3:10 PM	6.1	5/20/22 3:10 PM	31.6	0	25.5

*****Particulate Threshold PM 10 15 minute average = 100µg/m³ above background***

960 Busti Ave.
Buffalo, New York 14213

Work Location Map

Date:	Friday, May 20, 2022
Site Name:	Pilgrim Village - Family Site #C915362

Legend	
UW	Dust monitor location (Upwind)
DW	Dust monitor location (Downwind)
	Work Location

960 Busti Ave.
Buffalo, New York 14213

BRYDGES ENGINEERING
IN ENVIRONMENT AND ENERGY, DPC

Daily Field Report

Date:	Monday, May 23, 2022
Site Name:	Pillgrim Village - Family Site #C915362
Location:	1100 Michigan Ave Buffalo NY
Contractor/Sub-Contractor:	Kulbacks
Weather Conditions:	Partially cloudy 63 °F NW 5 mph

Description of Work Performed:

Imported, distributed and compacted backfill inside the building foundation

Niagara Plumbing and Mechanical are on site setting up the plumbing system.

Dust monitors were running and detected no indication of exceedance.

Problems/Observations	none
Health and Saftey Concerns:	none
Contractor Work Force:	Kulbacks - 1 supervisor 2 operators 1 laboroer Niagara P&M - 1 supervisor, 1 engineer, 3 laborers
Contractor Equipment	Kulbacks - 2 excavators 2 dozers, 1 roller 1 skidster

Attachments : Daily report, Photo Log, Air Monitoring Report, Work Location Map

Inspectors Name	Sydney Deck

960 Busti Ave.
Buffalo, New York 14213

Daily Field Report Continued

Date:	Monday, May 23, 2022		
Site Name:	Pillgrim Village - Family Site #C915362		
Location:	1100 Michigan Ave Buffalo NY		
Work Performed Continued			
Imported Material		Loads:	Amount (Tons)
Stone Backfill		41	890.45
Exported Material	Destination	Loads:	Amount (Tons)
Concrete		13	260
Total Material Hauled - Approx. (Tons)			260

960 Busti Ave.
Buffalo, New York 14213

Photo Log

Date:	Monday, May 23, 2022
Site Name:	Pillgrim Village - Family Site #C915362

Photo 1

Facing westwards - Pile of backfill being distributed and compacted within the building's foundation.

Photo 2

Westward facing - Overview of the north wall where the plumbing blueprint is being laid out and implemented.

960 Busti Ave.
Buffalo, New York 14213

Community Air Monitoring Program Data

Date:	Monday, May 23, 2022
Site Name:	Pillgrim Village - Family Site #C915362

Upwind Data		Downwind Data			Delta
Time	PM 10 - 15 min AVG (µg/m³)	Time	PM 10 - 15 min AVG (µg/m³)	VOC	PM 10 - 15m AVG (µg/m³)
5/23/22 7:30 AM	4.1			0	-4.1
5/23/22 7:40 AM	6.3	5/23/22 7:40 AM	3.1	0	-3.2
5/23/22 7:50 AM	5.3	5/23/22 7:50 AM	3.7	0	-1.6
5/23/22 8:00 AM	2.5	5/23/22 8:00 AM	9.5	0	7
5/23/22 8:10 AM	3.5	5/23/22 8:10 AM	11	0	7.5
5/23/22 8:20 AM	4	5/23/22 8:20 AM	5.1	0	1.1
5/23/22 8:30 AM	3.7	5/23/22 8:30 AM	3	0	-0.7
5/23/22 8:40 AM	3.8	5/23/22 8:40 AM	4.6	0	0.8
5/23/22 8:50 AM	6.1	5/23/22 8:50 AM	7.1	0	1
5/23/22 9:00 AM	5	5/23/22 9:00 AM	6.5	0	1.5
5/23/22 9:10 AM	4	5/23/22 9:10 AM	4.1	0	0.1
5/23/22 9:20 AM	3.5	5/23/22 9:20 AM	2.6	0	-0.9
5/23/22 9:30 AM	3.2	5/23/22 9:30 AM	2.4	0	-0.8
5/23/22 9:40 AM	2.8	5/23/22 9:40 AM	2.3	0	-0.5
5/23/22 9:50 AM	4.7	5/23/22 9:50 AM	5.4	0	0.7
5/23/22 10:00 AM	4.2	5/23/22 10:00 AM	7.4	0	3.2
5/23/22 10:10 AM	2.9	5/23/22 10:10 AM	6	0	3.1
5/23/22 10:20 AM	2.7	5/23/22 10:20 AM	7.2	0	4.5
5/23/22 10:30 AM	2.8	5/23/22 10:30 AM	27.4	0	24.6
5/23/22 10:40 AM	4.5	5/23/22 10:40 AM	31.4	0	26.9
5/23/22 10:50 AM	2.3	5/23/22 10:50 AM	11.8	0	9.5
5/23/22 11:00 AM	2.5	5/23/22 11:00 AM	1.8	0	-0.7
5/23/22 11:10 AM	4.1	5/23/22 11:10 AM	3.3	0	-0.8
5/23/22 11:20 AM	3.9	5/23/22 11:20 AM	2.7	0	-1.2
5/23/22 11:30 AM	4.1	5/23/22 11:30 AM	2.7	0	-1.4
5/23/22 11:40 AM	7.9	5/23/22 11:40 AM	10.4	0	2.5
5/23/22 11:50 AM	13.1	5/23/22 11:50 AM	8.3	0	-4.8
5/23/22 12:00 PM	15.5	5/23/22 12:00 PM	5	0	-10.5
5/23/22 12:10 PM	31.2	5/23/22 12:10 PM	3.7	0	-27.5
5/23/22 12:20 PM	19.4	5/23/22 12:20 PM	3.9	0	-15.5
5/23/22 12:30 PM	17.4	5/23/22 12:30 PM	3.6	0	-13.8
5/23/22 12:40 PM	23.6	5/23/22 12:40 PM	3.6	0	-20
5/23/22 12:50 PM	21.6	5/23/22 12:50 PM	2.8	0	-18.8
5/23/22 1:00 PM	21.9	5/23/22 1:00 PM	3.3	0	-18.6
5/23/22 1:10 PM	16	5/23/22 1:10 PM	3.2	0	-12.8
5/23/22 1:20 PM	35.6	5/23/22 1:20 PM	3.7	0	-31.9
5/23/22 1:30 PM	15.9	5/23/22 1:30 PM	3.4	0	-12.5
5/23/22 1:40 PM	23.3	5/23/22 1:40 PM	3.1	0	-20.2
5/23/22 1:50 PM	14.2	5/23/22 1:50 PM	4.4	0	-9.8
5/23/22 2:00 PM	10.8	5/23/22 2:00 PM	4.8	0	-6
5/23/22 2:10 PM	15.6	5/23/22 2:10 PM	3.5	0	-12.1
5/23/22 2:20 PM	8.7	5/23/22 2:20 PM	2.8	0	-5.9
5/23/22 2:30 PM	6.1	5/23/22 2:30 PM	2.9	0	-3.2
5/23/22 2:40 PM	11.3	5/23/22 2:40 PM	2.7	0	-8.6
5/23/22 2:50 PM	15.6	5/23/22 2:50 PM	2.5	0	-13.1
5/23/22 3:00 PM	19.9	5/23/22 3:00 PM	2.8	0	-17.1
5/23/22 3:10 PM	4.6	5/23/22 3:10 PM	3.2	0	-1.4
5/23/22 3:20 PM	17.8	5/23/22 3:20 PM	3.8	0	-14
5/23/22 3:30 PM	27.2				

*****Particulate Threshold PM 10 15minute average = 100µg/m³ above background***

960 Busti Ave.
Buffalo, New York 14213

Work Location Map

Date:	Monday, May 23, 2022
Site Name:	Pillgrim Village - Family Site #C915362

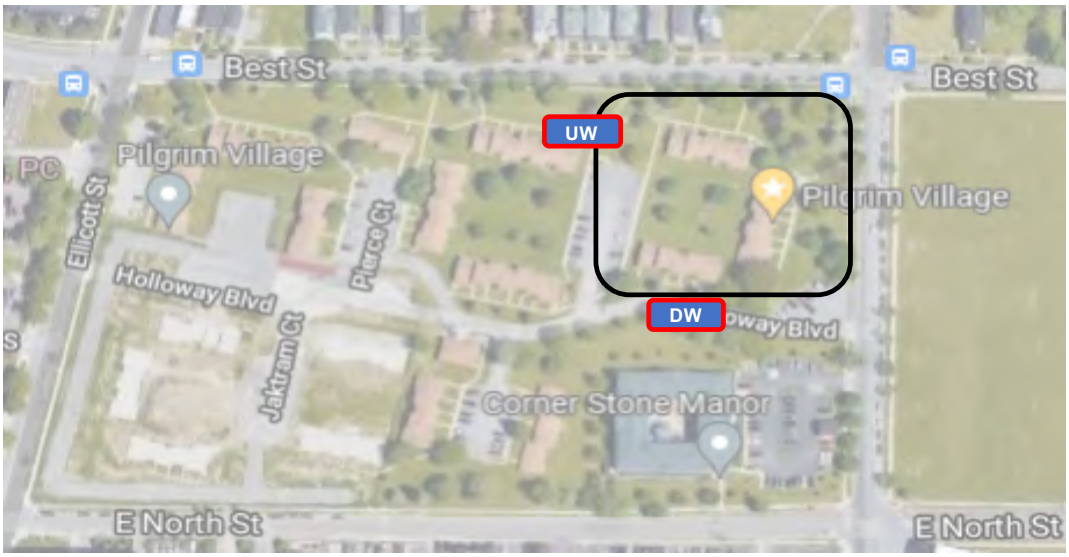

Legend	
UW	Dust monitor location (Upwind)
DW	Dust monitor location (Downwind)
	Work Location

960 Busti Ave.
Buffalo, New York 14213

BRYDGES ENGINEERING
IN ENVIRONMENT AND ENERGY, DPC

Daily Field Report

Date:	Tuesday, May 24, 2022
Site Name:	Pillgrim Village - Family Site #C915362
Location:	1100 Michigan Ave Buffalo NY
Contractor/Sub-Contractor:	Kulbacks
Weather Conditions:	Sunny 54 °F NW 7 mph

Description of Work Performed:

Pouring concrete on Eastern edge of site for external foundations wall. Constructing foundational forms.

Niagara Plumbing and Mechanical are on site setting up the plumbing system. City of Buffalo Permit/Inspector Trent Muggleton on site as well.

Due to proximity of truck route to downwind monitor, high exceedances were recordered throughout the day.

Problems/Observations	Extreme dry conditions and high traffic caused dust exceedances throughout the day regardless of watering down the dirt road.
Health and Saftey Concerns:	none
Contractor Work Force:	Kulbacks - 1 supervisor 2 operators 1 laboroer Niagara P&M - 1 supervisor, 1 engineer, 3 laborers
Contractor Equipment	Kulbacks - 2 excavators 2 dozers, 1 roller 1 skidster

Attachments : Daily report, Photo Log, Air Monitoring Report, Work Location Map

Inspectors Name	Sydney Deck

960 Busti Ave.
Buffalo, New York 14213

Daily Field Report Continued

Date:	Tuesday, May 24, 2022
Site Name:	Pillgrim Village - Family Site #C915362
Location:	1100 Michigan Ave Buffalo NY

Work Performed Continued

Dust monitors were running and detected multiple exceedances throughout the day. Issue was addressed by infomring site supervisor as well as truck drivers to slow down when driving on site to limit dust pick up. Any driver who ignored this notion was taken off the job for time being. Supervisor also used water container to attempt wetting down the truck path. Full water truck will be on site in the future per Kulbucks supervisor.

Imported Material		Loads:	Amount (Tons)
Dry Screening		43	916.66
Exported Material	Destination	Loads:	Amount (Tons)
Total Material Hauled - Approx. (Tons)			0

960 Busti Ave.
Buffalo, New York 14213

Photo Log

Date:	Tuesday, May 24, 2022
Site Name:	Pillgrim Village - Family Site #C915362

Photo 1

Watered down road to help with dust control and prevention. West facing - located at the southwest corner of site.

Photo 2

North facing - Plumbing implementation is underway on the Northwestern corner of building site. Eastern edge is current having forms filled and set by concrete.

960 Busti Ave.
Buffalo, New York 14213

Community Air Monitoring Program Data

Date:	Tuesday, May 24, 2022
Site Name:	Pillgrim Village - Family Site #C915362

Upwind Data		Downwind Data			Delta
Time	PM 10 - 15 min AVG (µg/m³)	Time	PM 10 - 15 min AVG (µg/m³)	VOC	PM 10 - 15m AVG (µg/m³)
5/24/22 8:00 AM	5.7	5/24/22 8:00 AM	99.5	0	93.8
5/24/22 8:10 AM	5.6	5/24/22 8:10 AM	111.4	0	105.8
5/24/22 8:20 AM	4.4	5/24/22 8:20 AM	37.4	0	33
5/24/22 8:30 AM	4.6	5/24/22 8:30 AM	18.2	0	13.6
5/24/22 8:40 AM	4.9	5/24/22 8:40 AM	72	0	67.1
5/24/22 8:50 AM	5.5	5/24/22 8:50 AM	357.1	0	351.6
5/24/22 9:00 AM	6.5	5/24/22 9:00 AM	305.4	0	298.9
5/24/22 9:10 AM	9.6	5/24/22 9:10 AM	72.2	0	62.6
5/24/22 9:20 AM	5.3	5/24/22 9:20 AM	120.5	0	115.2
5/24/22 9:30 AM	5.1	5/24/22 9:30 AM	24.1	0	19
5/24/22 9:40 AM	7.3	5/24/22 9:40 AM	52.3	0	45
5/24/22 9:50 AM	6.8	5/24/22 9:50 AM	100.1	0	93.3
5/24/22 10:00 AM	5.5	5/24/22 10:00 AM	73.2	0	67.7
5/24/22 10:10 AM	4.7	5/24/22 10:10 AM	11.8	0	7.1
5/24/22 10:20 AM	5.8	5/24/22 10:20 AM	93.9	0	88.1
5/24/22 10:30 AM	5.1	5/24/22 10:30 AM	395.6	0	390.5
5/24/22 10:40 AM	6.2	5/24/22 10:40 AM	347	0	340.8
5/24/22 10:50 AM	5.4	5/24/22 10:50 AM	195.8	0	190.4
5/24/22 11:00 AM	3	5/24/22 11:00 AM	18.2	0	15.2
5/24/22 11:10 AM	3.8	5/24/22 11:10 AM	9.4	0	5.6
5/24/22 11:20 AM	5.6	5/24/22 11:20 AM	62.3	0	56.7
5/24/22 11:30 AM	4.5	5/24/22 11:30 AM	443.1	0	438.6
5/24/22 11:40 AM	4.3	5/24/22 11:40 AM	109.6	0	105.3
5/24/22 11:50 AM	12	5/24/22 11:50 AM	93.3	0	81.3
5/24/22 12:00 PM	19.2	5/24/22 12:00 PM	30.5	0	11.3
5/24/22 12:10 PM	11.8	5/24/22 12:10 PM	318.2	0	306.4
5/24/22 12:20 PM	12.4	5/24/22 12:20 PM	19.9	0	7.5
5/24/22 12:30 PM	17.4	5/24/22 12:30 PM	60.8	0	43.4
5/24/22 12:40 PM	18.5	5/24/22 12:40 PM	43.3	0	24.8
5/24/22 12:50 PM	10	5/24/22 12:50 PM	67.2	0	57.2
5/24/22 1:00 PM	6.7	5/24/22 1:00 PM	79.9	0	73.2
5/24/22 1:10 PM	4.1	5/24/22 1:10 PM	99.4	0	95.3
5/24/22 1:20 PM	4.1	5/24/22 1:20 PM	93.4	0	89.3
5/24/22 1:30 PM	4.3	5/24/22 1:30 PM	126.6	0	122.3
5/24/22 1:40 PM	4.4	5/24/22 1:40 PM	46.9	0	42.5
5/24/22 1:50 PM	6.6	5/24/22 1:50 PM	27.8	0	21.2
5/24/22 2:00 PM	26	5/24/22 2:00 PM	10.3	0	-15.7
5/24/22 2:10 PM	19.1	5/24/22 2:10 PM	188.9	0	169.8
5/24/22 2:20 PM	10.7	5/24/22 2:20 PM	178.3	0	167.6
5/24/22 2:30 PM	6.5	5/24/22 2:30 PM	74.6	0	68.1
5/24/22 2:40 PM	3.7	5/24/22 2:40 PM	28.4	0	24.7
5/24/22 2:50 PM	5.5	5/24/22 2:50 PM	59.5	0	54
5/24/22 3:00 PM	28.6	5/24/22 3:00 PM	72.4	0	43.8
5/24/22 3:10 PM	21.5	5/24/22 3:10 PM	214.7	0	193.2
5/24/22 3:20 PM	35.1	5/24/22 3:20 PM	192.7	0	157.6

*****Particulate Threshold PM 10 15minute average = 100µg/m³ above background***

960 Busti Ave.
Buffalo, New York 14213

Work Location Map

Date:	Tuesday, May 24, 2022
Site Name:	Pillgrim Village - Family Site #C915362

Legend	
UW	Dust monitor location (Upwind)
DW	Dust monitor location (Downwind)
	Work Location

960 Busti Ave.
Buffalo, New York 14213

Daily Field Report

Date:	Wednesday, May 25, 2022
Site Name:	Pillgrim Village - Family Site #C915362
Location:	1100 Michigan Ave Buffalo NY
Contractor/Sub-Contractor:	Kulbacks
Weather Conditions:	Partially Cloudy 63 °F SE 10 mph

Description of Work Performed:

Pouring concrete along the East wall. Setting up foundation forms. Backfilling West edge, spicifically the location of the gas line with dry screening material.

Niagara Plumbing and Mechanical are on site setting up the plumbing system.

Due to close proximity of truck route to upwind monitor, high exceedances were recordered mainly on the upwind monitor but settled before reaching the downwind monitor's location.

Problems/Observations	Extreme dry conditions and high traffic caused dust exceedances throughout the day regardless of watering down the dirt road.
Health and Saftey Concerns:	none
Contractor Work Force:	Kulbacks - 1 supervisor 2 operators 1 laboroer Niagara P&M - 1 supervisor, 1 engineer, 3 laborers
Contractor Equipment	Kulbacks - 2 excavators 2 dozers, 1 roller 1 skidster

Attachments : Daily report, Photo Log, Air Monitoring Report, Work Location Map

Inspectors Name	Sydney Deck

960 Busti Ave.
Buffalo, New York 14213

Daily Field Report Continued

Date:	Wednesday, May 25, 2022
Site Name:	Pillgrim Village - Family Site #C915362
Location:	1100 Michigan Ave Buffalo NY

Work Performed Continued

Dust monitors were running and detected multiple exceedances throughout the day. Issue was addressed by informing site supervisor as well as truck drivers to slow down when driving on site to limit dust pick up. Any driver who ignored this notion was taken off the job for time being. Supervisor also used water container to attempt wetting down the truck path. Full water truck will be on site in the future per Kulbucks supervisor.

Imported Material		Loads:	Amount (Tons)
Dry Screening		31	678.23
Exported Material	Destination	Loads:	Amount (Tons)
Total Material Hauled - Approx. (Tons)			0

960 Busti Ave.
Buffalo, New York 14213

Photo Log

Date:	Wednesday, May 25, 2022
Site Name:	Pillgrim Village - Family Site #C915362

Photo 1

Watered down road to help with dust control and prevention. West facing - located at the southwest corner of site.

Photo 2

North facing - Plumbing implementation is underway on the Northwestern corner of building site. Eastern edge is current having forms filled and set by concrete.

960 Busti Ave.
Buffalo, New York 14213

Community Air Monitoring Program Data

Date:		Wednesday, May 25, 2022			
Site Name:		Pillgrim Village - Family Site #C915362			
Upwind Data		Downwind Data			Delta
Time	PM 10 - 15 min AVG (µg/m³)	Time	PM 10 - 15 min AVG (µg/m³)	VOC	PM 10 - 15m AVG (µg/m³)
5/25/22 8:40 AM	26.6	5/25/22 8:40 AM	10	0	-16.6
5/25/22 8:50 AM	30	5/25/22 8:50 AM	9.5	0	-20.5
5/25/22 9:00 AM	66	5/25/22 9:00 AM	10.6	0	-55.4
5/25/22 9:10 AM	85.9	5/25/22 9:10 AM	15	0	-70.9
5/25/22 9:20 AM	24.1	5/25/22 9:20 AM	20.1	0	-4
5/25/22 9:30 AM	33.7	5/25/22 9:30 AM	17	0	-16.7
5/25/22 9:40 AM	73.4	5/25/22 9:40 AM	15.7	0	-57.7
5/25/22 9:50 AM	37.1	5/25/22 9:50 AM	24.1	0	-13
5/25/22 10:00 AM	16.5	5/25/22 10:00 AM	26.4	0	9.9
5/25/22 10:10 AM	69.3	5/25/22 10:10 AM	24.6	0	-44.7
5/25/22 10:20 AM	285.4	5/25/22 10:20 AM	30.5	0	-254.9
5/25/22 10:30 AM	278.5	5/25/22 10:30 AM	17	0	-261.5
5/25/22 10:40 AM	30.8	5/25/22 10:40 AM	16.2	0	-14.6
5/25/22 10:50 AM	8.1	5/25/22 10:50 AM	14.1	0	6
5/25/22 11:00 AM	24.3	5/25/22 11:00 AM	15.8	0	-8.5
5/25/22 11:10 AM	36.3	5/25/22 11:10 AM	14.1	0	-22.2
5/25/22 11:20 AM	17.3	5/25/22 11:20 AM	7.9	0	-9.4
5/25/22 11:30 AM	47.5	5/25/22 11:30 AM	26.6	0	-20.9
5/25/22 11:40 AM	42.6	5/25/22 11:40 AM	37.5	0	-5.1
5/25/22 11:50 AM	69.3	5/25/22 11:50 AM	26.7	0	-42.6
5/25/22 12:00 PM	76.7	5/25/22 12:00 PM	39.9	0	-36.8
5/25/22 12:10 PM	91.9	5/25/22 12:10 PM	22.1	0	-69.8
5/25/22 12:20 PM	204.6	5/25/22 12:20 PM	30.7	0	-173.9
5/25/22 12:30 PM	263.3	5/25/22 12:30 PM	46.4	0	-216.9
5/25/22 12:40 PM	61.4	5/25/22 12:40 PM	18.4	0	-43
5/25/22 12:50 PM	53	5/25/22 12:50 PM	36.5	0	-16.5
5/25/22 1:00 PM	28.3	5/25/22 1:00 PM	57.4	0	29.1
5/25/22 1:10 PM	22.1	5/25/22 1:10 PM	61.3	0	39.2
5/25/22 1:20 PM	10.3	5/25/22 1:20 PM	53.3	0	43
5/25/22 1:30 PM	58.3	5/25/22 1:30 PM	27.7	0	-30.6
5/25/22 1:40 PM	56.7	5/25/22 1:40 PM	26.6	0	-30.1
5/25/22 1:50 PM	71.9	5/25/22 1:50 PM	32.8	0	-39.1
5/25/22 2:00 PM	8.3	5/25/22 2:00 PM	25.8	0	17.5
5/25/22 2:10 PM	17	5/25/22 2:10 PM	34.1	0	17.1
5/25/22 2:20 PM	41.4	5/25/22 2:20 PM	83.9	0	42.5
5/25/22 2:30 PM	6.8	5/25/22 2:30 PM	38.1	0	31.3
5/25/22 2:40 PM	28.1	5/25/22 2:40 PM	47.7	0	19.6
5/25/22 2:50 PM	61.8	5/25/22 2:50 PM	127.5	0	65.7
5/25/22 3:00 PM	51.2	5/25/22 3:00 PM	49.7	0	-1.5
5/25/22 3:10 PM	52.3	5/25/22 3:10 PM	21	0	-31.3

*****Particulate Threshold PM 10 15minute average = 100µg/m³ above background***

960 Busti Ave.
Buffalo, New York 14213

Work Location Map

Date:	Wednesday, May 25, 2022
Site Name:	Pillgrim Village - Family Site #C915362

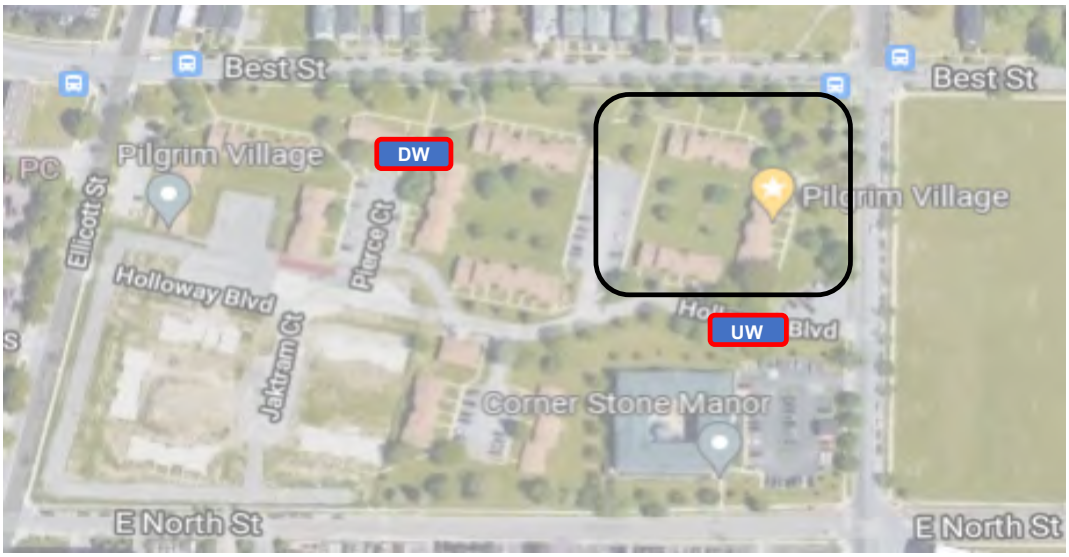

Legend	
UW	Dust monitor location (Upwind)
DW	Dust monitor location (Downwind)
	Work Location

960 Busti Ave.
Buffalo, New York 14213

Daily Field Report

Date:	Thursday, May 26, 2022
Site Name:	Pillgrim Village - Family Site #C915362
Location:	1100 Michigan Ave Buffalo NY
Contractor/Sub-Contractor:	Kulbacks
Weather Conditions:	Partially Cloudy 68 °F S 13 mph

Description of Work Performed:

Excavating the East edge of site and hauling dirt to west edge.

Filling area along pipeline with dry screening and ROC along west edge.

Dust monitors were running in the morning, technical issues resulted in monitors shutting down before the end of the work day. Currently being repaired.

Problems/Observations	Exceedances at 9:50AM and 10:30-10:40 PM. Site was watered down reducing the dust exceedance.
Health and Saftey Concerns:	none
Contractor Work Force:	Kulbacks - 1 supervisor 2 operators 1 laboroer Niagara P&M - 1 supervisor, 1 engineer, 3 laborers
Contractor Equipment	Kulbacks - 2 excavators 2 dozers, 1 roller 1 skidster

Attachments : Daily report, Photo Log, Air Monitoring Report, Work Location Map

Inspectors Name	Sydney Deck

960 Busti Ave.
Buffalo, New York 14213

Daily Field Report Continued

Date:	Thursday, May 26, 2022
Site Name:	Pillgrim Village - Family Site #C915362
Location:	1100 Michigan Ave Buffalo NY
Work Performed Continued	

Imported Material		Loads:	Amount (Tons)
Dry Screening		36	740.37
2" ROC		11	223.01
Exported Material	Destination	Loads:	Amount (Tons)
Total Material Hauled - Approx. (Tons)			0

960 Busti Ave.
Buffalo, New York 14213

Photo Log

Date:	Thursday, May 26, 2022
Site Name:	Pillgrim Village - Family Site #C915362

Photo 1

West edge of site where dry screening is being imported and distributed along edge.

Photo 2

Facing northwards along west edge of site where dry screening and ROC is being piled awaiting distribution and compaction.

960 Busti Ave.
Buffalo, New York 14213

Community Air Monitoring Program Data

Date:		Thursday, May 26, 2022			
Site Name:		Pillgrim Village - Family Site #C915362			
Upwind Data		Downwind Data			Delta
Time	PM 10 - 15 min AVG (µg/m³)	Time	PM 10 - 15 min AVG (µg/m³)	VOC	PM 10 - 15m AVG (µg/m³)
5/26/22 9:00 AM	11.5	5/26/22 9:00 AM	31.7	0	20.2
5/26/22 9:10 AM	15.2	5/26/22 9:10 AM	51.7	0	36.5
5/26/22 9:20 AM	12.7	5/26/22 9:20 AM	57.6	0	44.9
5/26/22 9:30 AM	64.2	5/26/22 9:30 AM	53.3	0	-10.9
5/26/22 9:40 AM	68.3	5/26/22 9:40 AM	109.8	0	41.5
5/26/22 9:50 AM	19	5/26/22 9:50 AM	212.9	0	193.9
5/26/22 10:00 AM	14.5	5/26/22 10:00 AM	96.2	0	81.7
5/26/22 10:10 AM	12.1	5/26/22 10:10 AM	91.8	0	79.7
5/26/22 10:20 AM	10.9	5/26/22 10:20 AM	29.4	0	18.5
5/26/22 10:30 AM	10.1	5/26/22 10:30 AM	136.4	0	126.3
5/26/22 10:40 AM	9.1	5/26/22 10:40 AM	125.1	0	116
5/26/22 10:50 AM	10	5/26/22 10:50 AM	38.8	0	28.8
5/26/22 11:00 AM	11.4	5/26/22 11:00 AM	101.6	0	90.2
5/26/22 11:10 AM	9.8	5/26/22 11:10 AM	81.7	0	71.9
5/26/22 11:20 AM	10				-10
5/26/22 11:30 AM	9.9				-9.9
5/26/22 11:40 AM	10.6				-10.6
5/26/22 11:50 AM	33.6				-33.6
5/26/22 12:00 PM	33.9				-33.9
5/26/22 12:10 PM	7.6				-7.6
5/26/22 12:20 PM	7.7				-7.7
5/26/22 12:30 PM	10.3				-10.3

*****Particulate Threshold PM 10 15minute average = 100µg/m³ above background***

960 Busti Ave.
Buffalo, New York 14213

Work Location Map

Date:	Thursday, May 26, 2022
Site Name:	Pillgrim Village - Family Site #C915362

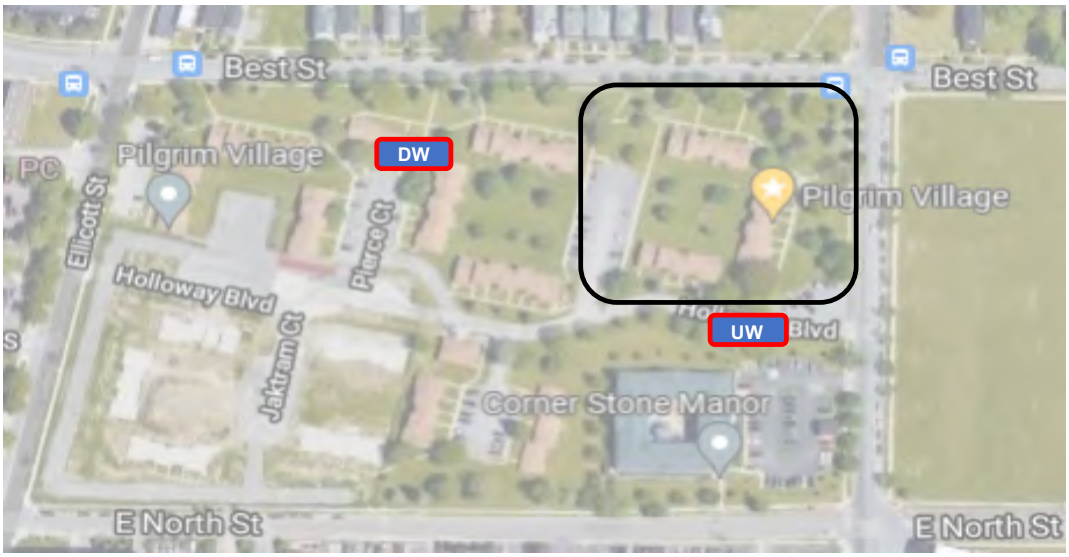

Legend	
UW	Dust monitor location (Upwind)
DW	Dust monitor location (Downwind)
	Work Location

960 Busti Ave.
Buffalo, New York 14213

Daily Field Report

Date:	Friday, May 27, 2022
Site Name:	Pillgrim Village - Family Site #C915362
Location:	1100 Michigan Ave Buffalo NY
Contractor/Sub-Contractor:	Kulbacks
Weather Conditions:	Rain 62 °F SSE 11 mph

Description of Work Performed:

Importing dry screening for backfill and stockpiling.

Dust monitors were running in the morning, Kulback crew moved to different site due to extreme rain and inability to work on site from conditions.

Problems/Observations	Heavy rain resulted in power source malfunction on the downwind monitor.
Health and Saftey Concerns:	none
Contractor Work Force:	Kulbacks - 1 supervisor 2 operators 1 laboroer Niagara P&M - 1 supervisor, 1 engineer, 3 laborers
Contractor Equipment	Kulbacks - 2 excavators 2 dozers, 1 roller 1 skidster

Attachments : Daily report, Photo Log, Air Monitoring Report, Work Location Map

Inspectors Name	Sydney Deck

960 Busti Ave.
Buffalo, New York 14213

Daily Field Report Continued

Date:	Friday, May 27, 2022		
Site Name:	Pillgrim Village - Family Site #C915362		
Location:	1100 Michigan Ave Buffalo NY		
Work Performed Continued			
Imported Material		Loads:	Amount (Tons)
Dry Screening		21	450.69
Exported Material	Destination	Loads:	Amount (Tons)
Total Material Hauled - Approx. (Tons)			0

960 Busti Ave.
Buffalo, New York 14213

Photo Log

Date:	Friday, May 27, 2022
Site Name:	Pillgrim Village - Family Site #C915362

Photo 1

No photos taken.

Photo 2

960 Busti Ave.
Buffalo, New York 14213

Community Air Monitoring Program Data

Date:		Friday, May 27, 2022			
Site Name:		Pillgrim Village - Family Site #C915362			
Upwind Data		Downwind Data			Delta
Time	PM 10 - 15 min AVG (µg/m³)	Time	PM 10 - 15 min AVG (µg/m³)	VOC	PM 10 - 15m AVG (µg/m³)
5/27/22 7:40 AM	12.3	5/27/22 7:40 AM	8.9	0	-3.4
5/27/22 7:50 AM	15.9	5/27/22 7:50 AM	8.2	0	-7.7
5/27/22 8:00 AM	8	5/27/22 8:00 AM	7.2	0	-0.8
5/27/22 8:10 AM	11.5	5/27/22 8:10 AM	9	0	-2.5
5/27/22 8:20 AM	24.8	5/27/22 8:20 AM	14.4	0	-10.4
5/27/22 8:30 AM	22.6	5/27/22 8:30 AM	14.4	0	-8.2
5/27/22 8:40 AM	26.5	5/27/22 8:40 AM	24.4	0	-2.1
5/27/22 8:50 AM	34.6				-34.6
5/27/22 9:00 AM	29.3				-29.3
5/27/22 9:10 AM	46.6				-46.6
5/27/22 9:20 AM	36.7				-36.7
5/27/22 9:30 AM	26.6				-26.6
5/27/22 9:40 AM	26.4				-26.4
5/27/22 9:50 AM	34.4				-34.4
5/27/22 10:00 AM	25.3				-25.3
5/27/22 10:10 AM	32.7				-32.7
5/27/22 10:20 AM	24.4				-24.4
5/27/22 10:30 AM	10.5				-10.5
5/27/22 10:40 AM	16.1				-16.1
5/27/22 10:50 AM	15.9				-15.9
5/27/22 11:00 AM	6.3				-6.3
5/27/22 11:10 AM	3.9				-3.9
5/27/22 11:20 AM	4.4				-4.4
5/27/22 11:30 AM	2.9				-2.9
5/27/22 11:40 AM	2.2				-2.2
5/27/22 11:50 AM	1.6				-1.6
5/27/22 12:00 PM	2				-2
5/27/22 12:10 PM	1.7				-1.7
5/27/22 12:20 PM	1.5				-1.5
5/27/22 12:30 PM	1.1				-1.1
5/27/22 12:40 PM	1.1				-1.1
5/27/22 12:50 PM	1.3				-1.3

*****Particulate Threshold PM 10 15minute average = 100µg/m³ above background***

960 Busti Ave.
Buffalo, New York 14213

Work Location Map

Date:	Friday, May 27, 2022
Site Name:	Pillgrim Village - Family Site #C915362

Legend	
UW	Dust monitor location (Upwind)
DW	Dust monitor location (Downwind)
	Work Location

960 Busti Ave.
Buffalo, New York 14213

Daily Field Report

Date:	Tuesday, May 31, 2022
Site Name:	Pillgrim Village - Family Site #C915362
Location:	1100 Michigan Ave Buffalo NY
Contractor/Sub-Contractor:	Kulbacks
Weather Conditions:	Sunny 75 °F SW 12 mph

Description of Work Performed:

Backfilling northeast corner and adjacent edges along Michigan and Best street.

Importing, distributing and compacting backfill material along western edge of site along pipeline.

Technical difficulties with the dust monitors power source. Only recorded upwind data throughout the day. Working on a solution for power supply issue. Will be using working power source for downwind monitor in the future.

Problems/Observations	Minor dust exceedances detected on the upwind monitor. After investigation and using water truck to wet ground where trucks were driving, issue was resolved.
Health and Saftey Concerns:	none
Contractor Work Force:	Kulbacks - 1 supervisor 2 operators 1 laboroer Niagara P&M - 1 supervisor, 1 engineer, 3 laborers
Contractor Equipment	Kulbacks - 2 excavators 2 dozers, 1 roller 1 skidster United Rentals water truck

Attachments : Daily report, Photo Log, Air Monitoring Report, Work Location Map

Inspectors Name	Sydney Deck

960 Busti Ave.
Buffalo, New York 14213

Daily Field Report Continued

Date:	Tuesday, May 31, 2022		
Site Name:	Pillgrim Village - Family Site #C915362		
Location:	1100 Michigan Ave Buffalo NY		
Work Performed Continued			
Imported Material		Loads:	Amount (Tons)
Dry Screening		55	1166.46
Exported Material	Destination	Loads:	Amount (Tons)
Total Material Hauled - Approx. (Tons)			0

960 Busti Ave.
Buffalo, New York 14213

Photo Log

Date:	Tuesday, May 31, 2022
Site Name:	Pillgrim Village - Family Site #C915362

Photo 1

Facing northeast - Eastern edge of site being excavated with contaiminated soil being stockpiled awaiting removal.

Photo 2

Facing westwards - Northern edge of site where a monitoring well will be placed after backfill is complete.

960 Busti Ave.
Buffalo, New York 14213

Community Air Monitoring Program Data

Date:	Tuesday, May 31, 2022				
Site Name:	Pillgrim Village - Family Site #C915362				
Upwind Data		Downwind Data			Delta
Time	PM 10 - 15 min AVG (µg/m³)	Time	PM 10 - 15 min AVG (µg/m³)	VOC	PM 10 - 15m AVG (µg/m³)
5/31/22 8:20 AM	5.2				-5.2
5/31/22 8:30 AM	6.7				-6.7
5/31/22 8:40 AM	10.8				-10.8
5/31/22 8:50 AM	6				-6
5/31/22 9:00 AM	5				-5
5/31/22 9:10 AM	8.1				-8.1
5/31/22 9:20 AM	5.1				-5.1
5/31/22 9:30 AM	5.1				-5.1
5/31/22 9:40 AM	5.5				-5.5
5/31/22 9:50 AM	5				-5
5/31/22 10:00 AM	10.8				-10.8
5/31/22 10:10 AM	6.5				-6.5
5/31/22 10:20 AM	10.6				-10.6
5/31/22 10:30 AM	14.5				-14.5
5/31/22 10:40 AM	114.3				-114.3
5/31/22 10:50 AM	12.2				-12.2
5/31/22 11:00 AM	43.9				-43.9
5/31/22 11:10 AM	25.4				-25.4
5/31/22 11:20 AM	23.5				-23.5
5/31/22 11:30 AM	134.3				-134.3
5/31/22 11:40 AM	20.7				-20.7
5/31/22 11:50 AM	18.2				-18.2
5/31/22 12:00 PM	60.1				-60.1
5/31/22 12:10 PM	49.3				-49.3
5/31/22 12:20 PM	14.5				-14.5
5/31/22 12:30 PM	26.6				-26.6
5/31/22 12:40 PM	38.4				-38.4
5/31/22 12:50 PM	21.2				-21.2
5/31/22 1:00 PM	35.9				-35.9
5/31/22 1:10 PM	46.4				-46.4
5/31/22 1:20 PM	63.3				-63.3
5/31/22 1:30 PM	12.7				-12.7
5/31/22 1:40 PM	24				-24
5/31/22 1:50 PM	93.2				-93.2
5/31/22 2:00 PM	24.8				-24.8
5/31/22 2:10 PM	28.3				-28.3
5/31/22 2:20 PM	25.2				-25.2
5/31/22 2:30 PM	22.2				-22.2
5/31/22 2:40 PM	21.5				-21.5
5/31/22 2:50 PM	22.4				-22.4
5/31/22 3:00 PM	12				-12
5/31/22 3:10 PM	9.4				-9.4
5/31/22 3:20 PM	14.5				-14.5

*****Particulate Threshold PM 10 15minute average = 100µg/m³ above background***

960 Busti Ave.
Buffalo, New York 14213

Work Location Map

Date:	Tuesday, May 31, 2022
Site Name:	Pillgrim Village - Family Site #C915362

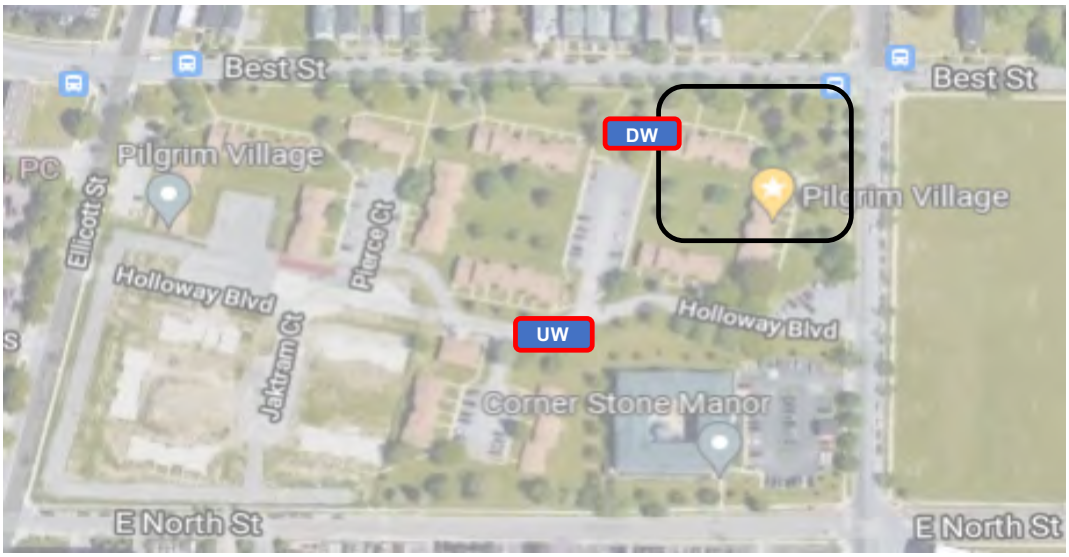

Legend	
UW	Dust monitor location (Upwind)
DW	Dust monitor location (Downwind)
	Work Location

960 Busti Ave.
Buffalo, New York 14213

BRYDGES ENGINEERING
IN ENVIRONMENT AND ENERGY, DPC

Daily Field Report

Date:	Wednesday, June 1, 2022
Site Name:	Pillgrim Village - Family Site #C915362
Location:	1100 Michigan Ave Buffalo NY
Contractor/Sub-Contractor:	Kulbacks
Weather Conditions:	Rain 70 °F SW 10 mph

Description of Work Performed:

Backfilling Northeastern corner of site. Backfilling west edge of site along pipeline. Plumbers are installing system in Northwest corner of site.

Technical difficulties with the dust monitors power source. Only recorded downwind data throughout the day. Working on a solution for power supply issue. Will be using working power source for downwind monitor in the future.

No dust exceedances recorded on downwind monitor. Kulbacks ceased work early due to extreme weather.

Problems/Observations	none
Health and Saftey Concerns:	none
Contractor Work Force:	Kulbacks - 1 supervisor 2 operators 1 laboroer Niagara P&M - 1 supervisor, 1 engineer, 3 laborers
Contractor Equipment	Kulbacks - 2 excavators 2 dozers, 1 roller 1 skidster United Rentals water truck

Attachments : Daily report, Photo Log, Air Monitoring Report, Work Location Map

Inspectors Name	Sydney Deck

960 Busti Ave.
Buffalo, New York 14213

Daily Field Report Continued

Date:	Wednesday, June 1, 2022
Site Name:	Pillgrim Village - Family Site #C915362
Location:	1100 Michigan Ave Buffalo NY

Work Performed Continued

Imported Material		Loads:	Amount (Tons)
Dry Screening		48	1005.57
Exported Material	Destination	Loads:	Amount (Tons)
Total Material Hauled - Approx. (Tons)			0

960 Busti Ave.
Buffalo, New York 14213

Photo Log

Date:	Wednesday, June 1, 2022
Site Name:	Pillgrim Village - Family Site #C915362

Photo 1

Facing east side of construction site - backfill can be seen in pile on right awaiting distribution and compaction. Framing system for foundation is being set up along east edge as well.

Photo 2

Facing west - North edge of site where backfill is complete, both distributed and compacted.

960 Busti Ave.
Buffalo, New York 14213

Community Air Monitoring Program Data

Date:		Wednesday, June 1, 2022			
Site Name:		Pillgrim Village - Family Site #C915362			
Upwind Data		Downwind Data			Delta
Time	PM 10 - 15 min AVG (µg/m³)	Time	PM 10 - 15 min AVG (µg/m³)	VOC	PM 10 - 15m AVG (µg/m³)
		6/1/22 12:00 PM	5.2	0	5.2
		6/1/22 12:10 PM	5.3	0	5.3
		6/1/22 12:20 PM	5.4	0	5.4
		6/1/22 12:30 PM	5.4	0	5.4
		6/1/22 12:40 PM	5.8	0	5.8
		6/1/22 12:50 PM	6.2	0	6.2
		6/1/22 1:00 PM	8	0	8
		6/1/22 1:10 PM	6.5	0	6.5
		6/1/22 1:20 PM	15.8	0	15.8
		6/1/22 1:30 PM	19.5	0	19.5
		6/1/22 1:40 PM	11.9	0	11.9
		6/1/22 1:50 PM	11.2	0	11.2
		6/1/22 2:00 PM	7.7	0	7.7
		6/1/22 2:10 PM	7.6	0	7.6
		6/1/22 2:20 PM	7.8	0	7.8
		6/1/22 2:30 PM	8.6	0	8.6
		6/1/22 2:40 PM	9.7	0	9.7
		6/1/22 2:50 PM	36.3	0	36.3

*****Particulate Threshold PM 10 15minute average = 100µg/m³ above background***

BRYDGES ENGINEERING
IN ENVIRONMENT AND ENERGY, DPC

960 Busti Ave.
Buffalo, New York 14213

Work Location Map

Date:	Wednesday, June 1, 2022
Site Name:	Pillgrim Village - Family Site #C915362

Legend	
UW	Dust monitor location (Upwind)
DW	Dust monitor location (Downwind)
	Work Location

960 Busti Ave.
Buffalo, New York 14213

Daily Field Report

Date:	Thursday, June 2, 2022
Site Name:	Pillgrim Village - Family Site #C915362
Location:	1100 Michigan Ave Buffalo NY
Contractor/Sub-Contractor:	Kulbacks
Weather Conditions:	Partially Cloudy 60 °F W 10 mph

Description of Work Performed:

Foundation forms are being set up along east wall. Niagara plumbing is setting up plumbing system.

Technical difficulties with the dust monitors power source. Only recorded downwind data throughout the day. Working on a solution for power supply issue. Will be using working power source for downwind monitor in the future.

No dust exceedances recorded on downwind monitor.

Problems/Observations	none
Health and Saftey Concerns:	none
Contractor Work Force:	Kulbacks - 1 supervisor 2 operators 1 laboroer Niagara P&M - 1 supervisor, 1 engineer, 3 laborers
Contractor Equipment	Kulbacks - 2 excavators 2 dozers, 1 roller 1 skidster United Rentals water truck

Attachments : Daily report, Photo Log, Air Monitoring Report, Work Location Map

Inspectors Name	Sydney Deck

960 Busti Ave.
Buffalo, New York 14213

Daily Field Report Continued

Date:	Thursday, June 2, 2022		
Site Name:	Pillgrim Village - Family Site #C915362		
Location:	1100 Michigan Ave Buffalo NY		
Work Performed Continued			
Imported Material		Loads:	Amount (Tons)
Exported Material	Destination	Loads:	Amount (Tons)
Total Material Hauled - Approx. (Tons)			0

960 Busti Ave.
Buffalo, New York 14213

Photo Log

Date:	Thursday, June 2, 2022
Site Name:	Pillgrim Village - Family Site #C915362

Photo 1

East wall of the site facing North. Forms can be seen being laid.

Photo 2

Facing east looking along North wall. Plumbing company Niagara P&M.

960 Busti Ave.
Buffalo, New York 14213

Community Air Monitoring Program Data

Date:		Thursday, June 2, 2022			
Site Name:		Pillgrim Village - Family Site #C915362			
Upwind Data		Downwind Data			Delta
Time	PM 10 - 15 min AVG (µg/m³)	Time	PM 10 - 15 min AVG (µg/m³)	VOC	PM 10 - 15m AVG (µg/m³)
		6/2/22 7:40 AM	6.9	0	6.9
		6/2/22 7:50 AM	5.5	0	5.5
		6/2/22 8:00 AM	4.8	0	4.8
		6/2/22 8:10 AM	5.6	0	5.6
		6/2/22 8:20 AM	5.4	0	5.4
		6/2/22 8:30 AM	6	0	6
		6/2/22 8:40 AM	5.3	0	5.3
		6/2/22 8:50 AM	4.8	0	4.8
		6/2/22 9:00 AM	5.4	0	5.4
		6/2/22 9:10 AM	6.5	0	6.5
		6/2/22 9:20 AM	4.9	0	4.9
		6/2/22 9:30 AM	3.6	0	3.6
		6/2/22 9:40 AM	3.5	0	3.5
		6/2/22 9:50 AM	3.4	0	3.4
		6/2/22 10:00 AM	3.6	0	3.6
		6/2/22 10:10 AM	3.4	0	3.4
		6/2/22 10:20 AM	3.5	0	3.5
		6/2/22 10:30 AM	2.7	0	2.7
		6/2/22 10:40 AM	2.4	0	2.4
		6/2/22 10:50 AM	2.1	0	2.1
		6/2/22 11:00 AM	3.1	0	3.1
		6/2/22 11:10 AM	2.1	0	2.1
		6/2/22 11:20 AM	2.7	0	2.7
		6/2/22 11:30 AM	2.1	0	2.1
		6/2/22 11:40 AM	2.4	0	2.4
		6/2/22 11:50 AM	2.8	0	2.8
		6/2/22 12:00 PM	2.1	0	2.1
		6/2/22 12:10 PM	2.3	0	2.3
		6/2/22 12:20 PM	2.2	0	2.2
		6/2/22 12:30 PM	2.3	0	2.3

*****Particulate Threshold PM 10 15minute average = 100µg/m³ above background***

BRYDGES ENGINEERING
IN ENVIRONMENT AND ENERGY, DPC

960 Busti Ave.
Buffalo, New York 14213

Work Location Map

Date:	Thursday, June 2, 2022
Site Name:	Pillgrim Village - Family Site #C915362

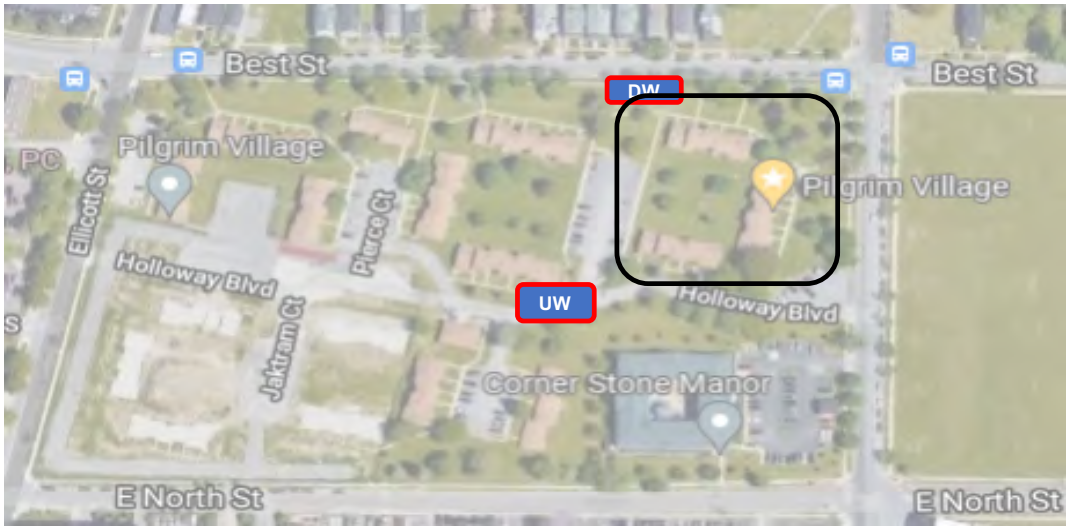

Legend	
UW	Dust monitor location (Upwind)
DW	Dust monitor location (Downwind)
	Work Location

960 Busti Ave.
Buffalo, New York 14213

Daily Field Report

Date:	Friday, June 3, 2022
Site Name:	Pillgrim Village - Family Site #C915362
Location:	1100 Michigan Ave Buffalo NY
Contractor/Sub-Contractor:	Kulbacks
Weather Conditions:	Sunny 67 °F SW 12 mph

Description of Work Performed:

Foundation forms are being set up along east wall. Niagara plumbing is setting up plumbing system.

Technical difficulties with the dust monitors power source. Only recorded downwind data throughout the day. Working on a solution for power supply issue. Will be using working power source for downwind monitor in the future.

Problems/Observations	No dust exceedances recorded on downwind monitor.
Health and Saftey Concerns:	none
Contractor Work Force:	Kulbacks - 1 supervisor 2 operators 1 laboroer Niagara P&M - 1 supervisor, 1 engineer, 3 laborers
Contractor Equipment	Kulbacks - 2 excavators 2 dozers, 1 roller 1 skidster United Rentals water truck
Attachments : Daily report, Photo Log, Air Monitoring Report, Work Location Map	
Inspectors Name	Sydney Deck

960 Busti Ave.
Buffalo, New York 14213

Daily Field Report Continued

Date:	Friday, June 3, 2022		
Site Name:	Pillgrim Village - Family Site #C915362		
Location:	1100 Michigan Ave Buffalo NY		
Work Performed Continued			
Imported Material		Loads:	Amount (Tons)
Exported Material	Destination	Loads:	Amount (Tons)
Total Material Hauled - Approx. (Tons)			0

960 Busti Ave.
Buffalo, New York 14213

Photo Log

Date:	Friday, June 3, 2022
Site Name:	Pillgrim Village - Family Site #C915362

Photo 1

Facing northwards - Northeast edge of site where foundational forms are being set up.

Photo 2

Facing east looking along North wall. Plumbing company Niagara P&M.

960 Busti Ave.
Buffalo, New York 14213

Community Air Monitoring Program Data

Date:		Friday, June 3, 2022			
Site Name:		Pillgrim Village - Family Site #C915362			
Upwind Data		Downwind Data			Delta
Time	PM 10 - 15 min AVG (µg/m³)	Time	PM 10 - 15 min AVG (µg/m³)	VOC	PM 10 - 15m AVG (µg/m³)
6/3/22 11:00 AM	3.3	6/3/22 11:00 AM	2.1	0	1.2
6/3/22 11:10 AM	3.1	6/3/22 11:10 AM	2.7	0	0.4
6/3/22 11:20 AM	3.5	6/3/22 11:20 AM	1.7	0	1.8
6/3/22 11:30 AM	2.9	6/3/22 11:30 AM	1.7	0	1.2
6/3/22 11:40 AM	3.4	6/3/22 11:40 AM	1.4	0	2
6/3/22 11:50 AM	3.3	6/3/22 11:50 AM	2.1	0	1.2
		6/3/22 12:00 PM	2.1	0	-2.1
		6/3/22 12:10 PM	2.2	0	-2.2
		6/3/22 12:20 PM	4.6	0	-4.6
		6/3/22 12:30 PM	1.7	0	-1.7
		6/3/22 12:40 PM	4	0	-4
		6/3/22 12:50 PM	2.6	0	-2.6
		6/3/22 1:00 PM	2.1	0	-2.1
		6/3/22 1:10 PM	5.8	0	-5.8
		6/3/22 1:20 PM	3.8	0	-3.8
		6/3/22 1:30 PM	1.7	0	-1.7

*****Particulate Threshold PM 10 15minute average = 100µg/m³ above background***

BRYDGES ENGINEERING
IN ENVIRONMENT AND ENERGY, DPC

960 Busti Ave.
Buffalo, New York 14213

Work Location Map

Date:	Friday, June 3, 2022
Site Name:	Pillgrim Village - Family Site #C915362

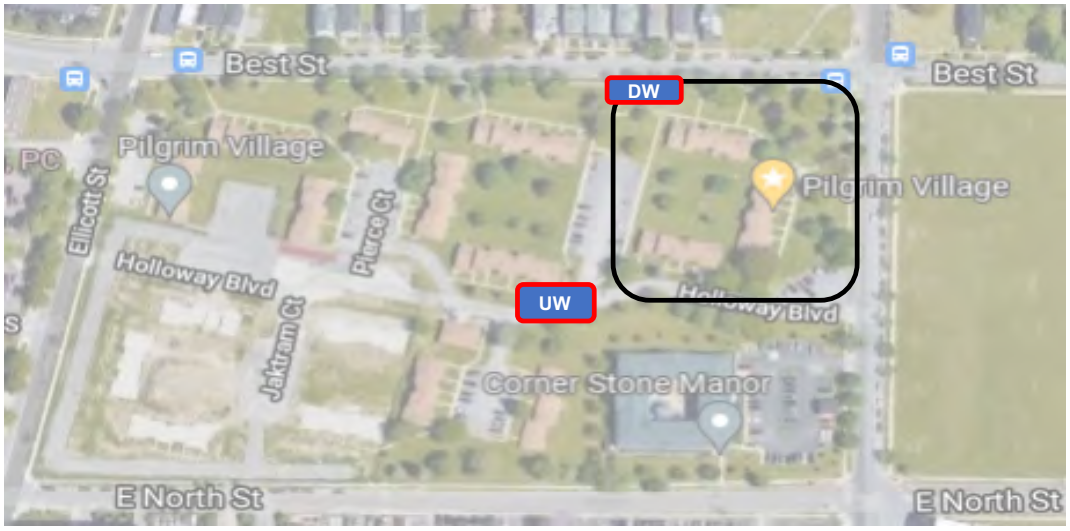

Legend	
UW	Dust monitor location (Upwind)
DW	Dust monitor location (Downwind)
	Work Location

960 Busti Ave.
Buffalo, New York 14213

Daily Field Report

Date:	Monday, June 6, 2022
Site Name:	Pillgrim Village - Family Site #C915362
Location:	1100 Michigan Ave Buffalo NY
Contractor/Sub-Contractor:	Kulbacks
Weather Conditions:	Cloudy 68 °F E 9 mph

Description of Work Performed:

Foundational forms are being set up along eastern wall in preparation for concrete fill

Niagara Plumbing and Mechanical are on site installing plumbing systems.

Dust monitors were set up and running throughout day, No dust exceedances recorded..

Problems/Observations	None
Health and Saftey Concerns:	None
Contractor Work Force:	Kulbacks - 1 supervisor 2 operators 1 laboroer Niagara P&M - 1 supervisor, 1 engineer, 3 laborers
Contractor Equipment	Kulbacks - 2 excavators 2 dozers, 1 roller 1 skidster United Rentals water truck

Attachments : Daily report, Photo Log, Air Monitoring Report, Work Location Map

Inspectors Name	Sydney Deck

960 Busti Ave.
Buffalo, New York 14213

Daily Field Report Continued

Date:	Monday, June 6, 2022		
Site Name:	Pillgrim Village - Family Site #C915362		
Location:	1100 Michigan Ave Buffalo NY		
Work Performed Continued			
Imported Material		Loads:	Amount (Tons)
Exported Material	Destination	Loads:	Amount (Tons)
Total Material Hauled - Approx. (Tons)			0

960 Busti Ave.
Buffalo, New York 14213

Photo Log

Date:	Monday, June 6, 2022
Site Name:	Pillgrim Village - Family Site #C915362

Photo 1

Facing Northeastern corner - Location of plumbing installation.

Photo 2

Eastern wall of site where foundation has been laid and forms already removed.

960 Busti Ave.
Buffalo, New York 14213

Community Air Monitoring Program Data

Date:	Monday, June 6, 2022
Site Name:	Pillgrim Village - Family Site #C915362

Upwind Data		Downwind Data			Delta
Time	PM 10 - 15 min AVG (µg/m³)	Time	PM 10 - 15 min AVG (µg/m³)	VOC	PM 10 - 15m AVG (µg/m³)
6/6/22 7:50 AM	17.5			0	17.5
6/6/22 8:00 AM	11.7	6/6/22 8:00 AM	20.3	0	-8.6
6/6/22 8:10 AM	51.4	6/6/22 8:10 AM	10.6	0	40.8
6/6/22 8:20 AM	56	6/6/22 8:20 AM	9.6	0	46.4
6/6/22 8:30 AM	12.2	6/6/22 8:50 AM	9	0	3.2
6/6/22 8:50 AM	9.6	6/6/22 9:00 AM	5.9	0	3.7
6/6/22 9:00 AM	12.6	6/6/22 9:10 AM	6.3	0	6.3
6/6/22 9:10 AM	11.5	6/6/22 9:20 AM	10.7	0	0.8
6/6/22 9:20 AM	17.7	6/6/22 9:30 AM	17.6	0	0.1
6/6/22 9:30 AM	44.6	6/6/22 9:40 AM	29.9	0	14.7
6/6/22 9:40 AM	49.7	6/6/22 9:50 AM	13.2	0	36.5
6/6/22 9:50 AM	15.7	6/6/22 10:00 AM	7.3	0	8.4
6/6/22 10:00 AM	15	6/6/22 10:10 AM	14.1	0	0.9
6/6/22 10:10 AM	32.8	6/6/22 10:20 AM	14.7	0	18.1
6/6/22 10:20 AM	17.4	6/6/22 10:30 AM	4.4	0	13
6/6/22 10:30 AM	14	6/6/22 10:40 AM	4.9	0	9.1
6/6/22 10:40 AM	7.8	6/6/22 10:50 AM	4	0	3.8
6/6/22 10:50 AM	18	6/6/22 11:00 AM	6.6	0	11.4
6/6/22 11:00 AM	21.2	6/6/22 11:10 AM	9.1	0	12.1
6/6/22 11:10 AM	27.5	6/6/22 11:20 AM	7	0	20.5
6/6/22 11:20 AM	21.7	6/6/22 11:30 AM	4.3	0	17.4
6/6/22 11:30 AM	32.1	6/6/22 11:40 AM	5.7	0	26.4
6/6/22 11:40 AM	42.9	6/6/22 11:50 AM	6.8	0	36.1
6/6/22 11:50 AM	50	6/6/22 12:00 PM	7.5	0	42.5
6/6/22 12:00 PM	15.9	6/6/22 12:10 PM	6.1	0	9.8
6/6/22 12:10 PM	30.6	6/6/22 12:20 PM	6.9	0	23.7
6/6/22 12:20 PM	25	6/6/22 12:30 PM	5.3	0	19.7
6/6/22 12:30 PM	31.5	6/6/22 12:40 PM	5	0	26.5
6/6/22 12:40 PM	16.2	6/6/22 12:50 PM	4.2	0	12
6/6/22 12:50 PM	14.4	6/6/22 1:00 PM	3.7	0	10.7
6/6/22 1:00 PM	15.4	6/6/22 1:10 PM	3.8	0	11.6
6/6/22 1:10 PM	7.2	6/6/22 1:20 PM	3.9	0	3.3
6/6/22 1:20 PM	11.5	6/6/22 1:30 PM	3.1	0	8.4
6/6/22 1:30 PM	12.2	6/6/22 1:40 PM	2.8	0	9.4
6/6/22 1:40 PM	7.4	6/6/22 1:50 PM	3.7	0	3.7
6/6/22 1:50 PM	7.5	6/6/22 2:00 PM	2.8	0	4.7
6/6/22 2:00 PM	10	6/6/22 2:10 PM	4	0	6
6/6/22 2:10 PM	8.6	6/6/22 2:20 PM	5.2	0	3.4
6/6/22 2:20 PM	7.1	6/6/22 2:30 PM	4.8	0	2.3
6/6/22 2:30 PM	22	6/6/22 2:40 PM	4.4	0	17.6
6/6/22 2:40 PM	54.2	6/6/22 2:50 PM	3.6	0	50.6
6/6/22 2:50 PM	22.8	6/6/22 3:00 PM	4.2	0	18.6
6/6/22 3:00 PM	24.3	6/6/22 3:10 PM	4.4	0	19.9
6/6/22 3:10 PM	38.6	6/6/22 3:20 PM	4.3	0	34.3
6/6/22 3:20 PM	21.9	6/6/22 3:30 PM	3.8	0	18.1

*****Particulate Threshold PM 10 15minute average = 100µg/m³ above background***

BRYDGES ENGINEERING
IN ENVIRONMENT AND ENERGY, DPC

960 Busti Ave.
Buffalo, New York 14213

Work Location Map

Date:	Monday, June 6, 2022
Site Name:	Pillgrim Village - Family Site #C915362

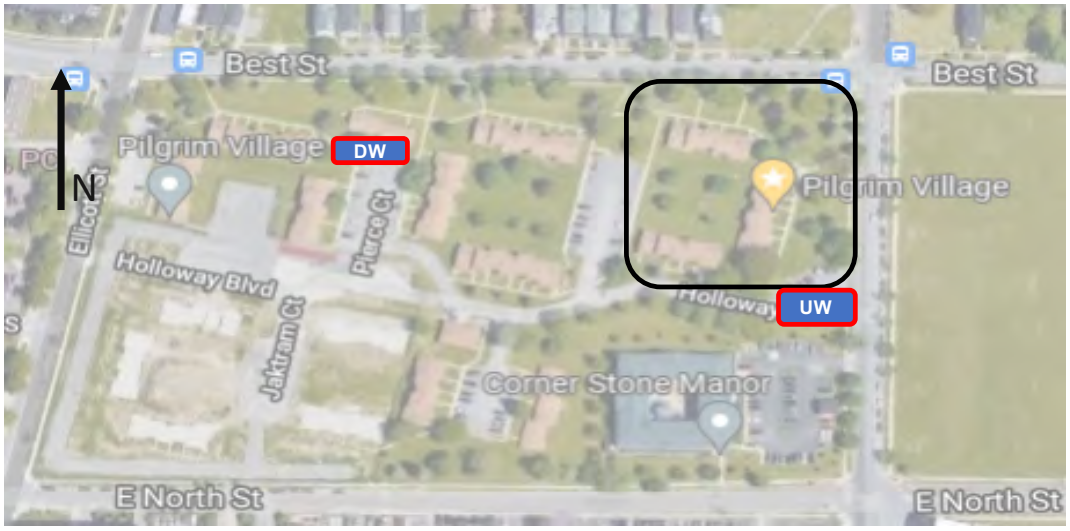

Legend	
UW	Dust monitor location (Upwind)
DW	Dust monitor location (Downwind)
	Work Location

960 Busti Ave.
Buffalo, New York 14213

Daily Field Report

Date:	Tuesday, June 7, 2022
Site Name:	Pillgrim Village - Family Site #C915362
Location:	1100 Michigan Ave Buffalo NY
Contractor/Sub-Contractor:	Kulbacks
Weather Conditions:	Rain 64 °F S 10 mph

Description of Work Performed:

Niagara Plumbing and Mechanical are on site installing the buildings plumbing system.

No remediation work or form installation due to heavy rain.

Dust monitors were set up and running throughout the day. No dust exceedances were recorded.

Problems/Observations	None.
Health and Saftey Concerns:	None.
Contractor Work Force:	Kulbacks - 1 supervisor 2 operators 1 laboroer Niagara P&M - 1 supervisor, 1 engineer, 3 laborers
Contractor Equipment	Kulbacks - 2 excavators 2 dozers, 1 roller 1 skidster United Rentals water truck

Attachments : Daily report, Photo Log, Air Monitoring Report, Work Location Map

Inspectors Name	Sydney Deck

960 Busti Ave.
Buffalo, New York 14213

Daily Field Report Continued

Date:	Tuesday, June 7, 2022		
Site Name:	Pillgrim Village - Family Site #C915362		
Location:	1100 Michigan Ave Buffalo NY		
Work Performed Continued			
Imported Material		Loads:	Amount (Tons)
Exported Material	Destination	Loads:	Amount (Tons)
Total Material Hauled - Approx. (Tons)			0

960 Busti Ave.
Buffalo, New York 14213

Photo Log

Date:	Tuesday, June 7, 2022
Site Name:	Pillgrim Village - Family Site #C915362

Photo 1

No photos taken due to low visability from rain.

Photo 2

960 Busti Ave.
Buffalo, New York 14213

Community Air Monitoring Program Data

Date:		Tuesday, June 7, 2022			
Site Name:		Pillgrim Village - Family Site #C915362			
Upwind Data		Downwind Data			Delta
Time	PM 10 - 15 min AVG (µg/m³)	Time	PM 10 - 15 min AVG (µg/m³)	VOC	PM 10 - 15m AVG (µg/m³)
6/7/22 9:00 AM	6.3	6/7/22 9:00 AM	7.1	0	0.8
6/7/22 9:10 AM	2.8	6/7/22 9:10 AM	8.2	0	5.4
6/7/22 9:20 AM	2.5	6/7/22 9:20 AM	7.6	0	5.1
6/7/22 9:30 AM	10.3	6/7/22 9:30 AM	6.7	0	-3.6
6/7/22 9:40 AM	7.1	6/7/22 9:40 AM	6.3	0	-0.8
6/7/22 9:50 AM	6.9	6/7/22 9:50 AM	5.4	0	-1.5
6/7/22 10:00 AM	8.8	6/7/22 10:00 AM	8.9	0	0.1
6/7/22 10:10 AM	7.5	6/7/22 10:10 AM	9.9	0	2.4
6/7/22 10:20 AM	8.4	6/7/22 10:20 AM	8.4	0	0
6/7/22 10:30 AM	6.8	6/7/22 10:30 AM	2.8	0	-4
6/7/22 10:40 AM	5.3	6/7/22 10:40 AM	2.5	0	-2.8
6/7/22 10:50 AM	9.5	6/7/22 10:50 AM	4.5	0	-5
6/7/22 11:00 AM	6.7	6/7/22 11:00 AM	10.3	0	3.6
6/7/22 11:10 AM	8.6	6/7/22 11:10 AM	10.7	0	2.1
6/7/22 11:20 AM	9.1	6/7/22 11:20 AM	6.9	0	-2.2
6/7/22 11:30 AM	9.9	6/7/22 11:30 AM	6.7	0	-3.2
6/7/22 11:40 AM	6.3	6/7/22 11:40 AM	6.3	0	0
6/7/22 11:50 AM	3.4	6/7/22 11:50 AM	6.8	0	3.4
6/7/22 12:00 PM	9.5	6/7/22 12:00 PM	9.5	0	0
6/7/22 12:10 PM	3.4	6/7/22 12:10 PM	9.5	0	6.1
6/7/22 12:20 PM	12.2	6/7/22 12:20 PM	15.3	0	3.1
6/7/22 12:30 PM	4.4	6/7/22 12:30 PM	8.6	0	4.2
6/7/22 12:40 PM	9.8	6/7/22 12:40 PM	9.1	0	-0.7
6/7/22 12:50 PM	15.3	6/7/22 12:50 PM	9.3	0	-6
6/7/22 1:00 PM	8.2	6/7/22 1:00 PM	8.8	0	0.6
6/7/22 1:10 PM	4.5	6/7/22 1:10 PM	12.2	0	7.7
6/7/22 1:20 PM	10.7	6/7/22 1:20 PM	9.8	0	-0.9
6/7/22 1:30 PM	8.9	6/7/22 1:30 PM	7.5	0	-1.4
6/7/22 1:40 PM	7.6	6/7/22 1:40 PM	5.3	0	-2.3
6/7/22 1:50 PM	5.4	6/7/22 1:50 PM	4.9	0	-0.5
6/7/22 2:00 PM	4.9	6/7/22 2:00 PM	4.4	0	-0.5
6/7/22 2:10 PM	6.7	6/7/22 2:10 PM	3.4	0	-3.3
6/7/22 2:20 PM	2.8	6/7/22 2:20 PM	2.8	0	0
6/7/22 2:30 PM	2.9	6/7/22 2:30 PM	2.9	0	0
6/7/22 2:40 PM	9.3	6/7/22 2:40 PM	3.4	0	-5.9

*****Particulate Threshold PM 10 15minute average = 100µg/m³ above background***

960 Busti Ave.
Buffalo, New York 14213

Work Location Map

Date:	Tuesday, June 7, 2022
Site Name:	Pillgrim Village - Family Site #C915362

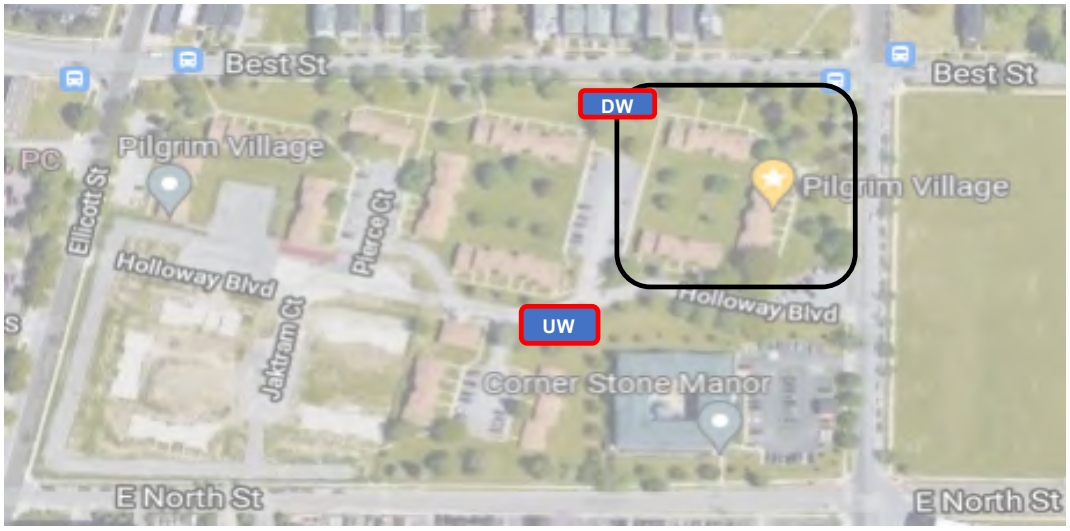

Legend	
UW	Dust monitor location (Upwind)
DW	Dust monitor location (Downwind)
	Work Location

960 Busti Ave.
Buffalo, New York 14213

Daily Field Report

Date:	Wednesday, June 8, 2022
Site Name:	Pillgrim Village - Family Site #C915362
Location:	1100 Michigan Ave Buffalo NY
Contractor/Sub-Contractor:	Kulbacks
Weather Conditions:	Sunny 63 °F SW 10 mph

Description of Work Performed:

Niagara P & M installing plumbing system within foundations perimeter along the northern edge.

Forms to pour concrete to create the buildings foundation are being installed along the eastern edge of the site.

Dust monitors were set up and runing throughout the day. No dust exceedances recorded.

Problems/Observations	None.
Health and Saftey Concerns:	None.
Contractor Work Force:	Kulbacks - 1 supervisor 2 operators 1 laboroer Niagara P&M - 1 supervisor, 1 engineer, 3 laborers
Contractor Equipment	Kulbacks - 2 excavators 2 dozers, 1 roller 1 skidster United Rentals water truck

Attachments : Daily report, Photo Log, Air Monitoring Report, Work Location Map

Inspectors Name	Sydney Deck

960 Busti Ave.
Buffalo, New York 14213

Daily Field Report Continued

Date:	Wednesday, June 8, 2022		
Site Name:	Pillgrim Village - Family Site #C915362		
Location:	1100 Michigan Ave Buffalo NY		
Work Performed Continued			
Imported Material		Loads:	Amount (Tons)
Exported Material	Destination	Loads:	Amount (Tons)
Total Material Hauled - Approx. (Tons)			0

960 Busti Ave.
Buffalo, New York 14213

Photo Log

Date:	Wednesday, June 8, 2022
Site Name:	Pillgrim Village - Family Site #C915362

Photo 1

Facing North - Eastern edge of site where foundational forms are being erected and prepped for concrete pour.

Photo 2

Facing Southwest - Completed foundation along northern edge of site. Plumbing and mechanical being installed by Niagara P&M. (White PVC pipe inside foundation perimeter)

960 Busti Ave.
Buffalo, New York 14213

Community Air Monitoring Program Data

Date:	Wednesday, June 8, 2022
Site Name:	Pillgrim Village - Family Site #C915362

Upwind Data		Downwind Data			Delta
Time	PM 10 - 15 min AVG (µg/m³)	Time	PM 10 - 15 min AVG (µg/m³)	VOC	PM 10 - 15m AVG (µg/m³)
6/8/22 8:20 AM	6.4	6/8/22 8:20 AM	4.3	0	2.1
6/8/22 8:30 AM	7.1	6/8/22 8:30 AM	5.2	0	1.9
6/8/22 8:40 AM	7.2	6/8/22 8:40 AM	4.3	0	2.9
6/8/22 8:50 AM	5.2	6/8/22 8:50 AM	2.8	0	2.4
6/8/22 9:00 AM	5.2	6/8/22 9:00 AM	3.1	0	2.1
6/8/22 9:10 AM	6.7	6/8/22 9:10 AM	2.6	0	4.1
6/8/22 9:20 AM	4.9	6/8/22 9:20 AM	2.2	0	2.7
6/8/22 9:30 AM	5	6/8/22 9:30 AM	2.4	0	2.6
6/8/22 9:40 AM	4.1	6/8/22 9:40 AM	3.2	0	0.9
6/8/22 9:50 AM	4.5	6/8/22 9:50 AM	2.7	0	1.8
6/8/22 10:00 AM	4.8	6/8/22 10:00 AM	2.4	0	2.4
6/8/22 10:10 AM	3.9	6/8/22 10:10 AM	2.8	0	1.1
6/8/22 10:20 AM	3.7	6/8/22 10:20 AM	2.6	0	1.1
6/8/22 10:30 AM	3.4	6/8/22 10:30 AM	2	0	1.4
6/8/22 10:40 AM	3.9	6/8/22 10:40 AM	2.2	0	1.7
6/8/22 10:50 AM	4.4	6/8/22 10:50 AM	2.5	0	1.9
6/8/22 11:00 AM	4.8	6/8/22 11:00 AM	2.3	0	2.5
6/8/22 11:10 AM	4.4	6/8/22 11:10 AM	2	0	2.4
6/8/22 11:20 AM	3.9	6/8/22 11:20 AM	2.1	0	1.8
6/8/22 11:30 AM	2.7	6/8/22 11:30 AM	2	0	0.7
6/8/22 11:40 AM	2.8	6/8/22 11:40 AM	1.8	0	1
6/8/22 11:50 AM	3.5	6/8/22 11:50 AM	1.6	0	1.9
6/8/22 12:00 PM	3.1	6/8/22 12:00 PM	2.2	0	0.9
6/8/22 12:10 PM	3.4	6/8/22 12:10 PM	2.5	0	0.9
6/8/22 12:20 PM	3.4	6/8/22 12:20 PM	2	0	1.4
6/8/22 12:30 PM	3.5	6/8/22 12:30 PM	2	0	1.5
6/8/22 12:40 PM	4.3	6/8/22 12:40 PM	1.7	0	2.6
6/8/22 12:50 PM	4.2	6/8/22 12:50 PM	2.5	0	1.7
6/8/22 1:00 PM	3.2	6/8/22 1:00 PM	3.1	0	0.1
6/8/22 1:10 PM	3.6	6/8/22 1:10 PM	2.6	0	1
6/8/22 1:20 PM	4.4	6/8/22 1:20 PM	3.8	0	0.6
6/8/22 1:30 PM	3.7	6/8/22 1:30 PM	3.7	0	0
6/8/22 1:40 PM	3.4	6/8/22 1:40 PM	2.8	0	0.6
6/8/22 1:50 PM	3.5	6/8/22 1:50 PM	2.2	0	1.3
6/8/22 2:00 PM	3.4	6/8/22 2:00 PM	2.9	0	0.5
6/8/22 2:10 PM	3	6/8/22 2:10 PM	3.3	0	-0.3
6/8/22 2:20 PM	2.7	6/8/22 2:20 PM	6.9	0	-4.2
6/8/22 2:30 PM	2.6	6/8/22 2:30 PM	4.3	0	-1.7
6/8/22 2:40 PM	2.7	6/8/22 2:40 PM	2.3	0	0.4
6/8/22 2:50 PM	2.6	6/8/22 2:50 PM	3.4	0	-0.8
6/8/22 3:00 PM	2.3	6/8/22 3:00 PM	2.9	0	-0.6
6/8/22 3:10 PM	1.5	6/8/22 3:10 PM	4.6	0	-3.1
6/8/22 3:20 PM	2	6/8/22 3:20 PM	6.2	0	-4.2
6/8/22 3:30 PM	1.8	6/8/22 3:30 PM	4.4	0	-2.6
6/8/22 3:40 PM	1.3	6/8/22 3:40 PM	5.9	0	-4.6

*****Particulate Threshold PM 10 15minute average = 100µg/m³ above background***

960 Busti Ave.
Buffalo, New York 14213

Work Location Map

Date:	Wednesday, June 8, 2022
Site Name:	Pillgrim Village - Family Site #C915362

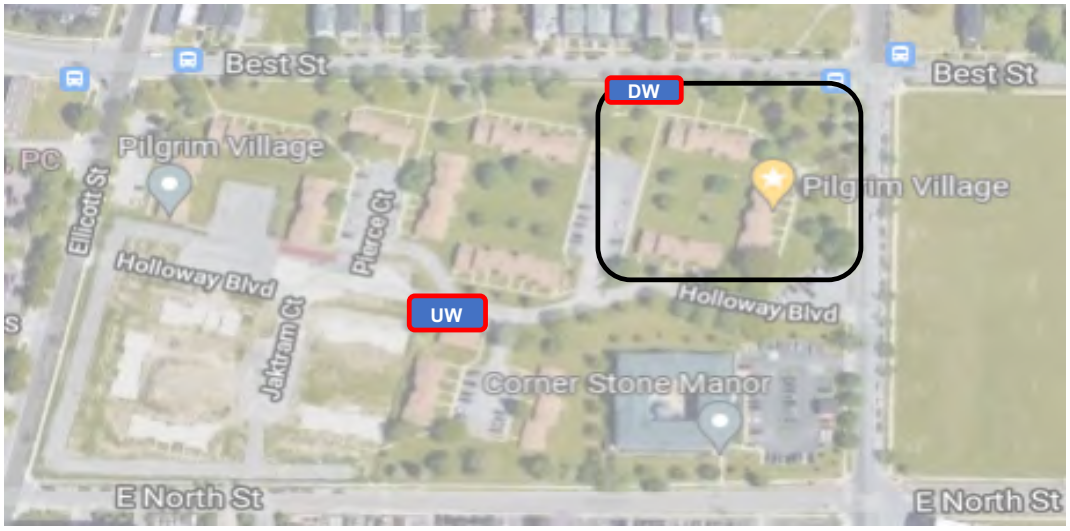

Legend	
UW	Dust monitor location (Upwind)
DW	Dust monitor location (Downwind)
	Work Location

960 Busti Ave.
Buffalo, New York 14213

Daily Field Report

Date:	Thursday, June 9, 2022
Site Name:	Pillgrim Village - Family Site #C915362
Location:	1100 Michigan Ave Buffalo NY
Contractor/Sub-Contractor:	Kulbacks
Weather Conditions:	Sunny / Drizzle 60 °F NW 9 mph
Description of Work Performed: No remediation work being done. Dust monitors were set up and runing throughout the day. No dust exceedances recorded.	
Problems/Observations	None.
Health and Saftey Concerns:	None.
Contractor Work Force:	Kulbacks - 1 supervisor 2 operators 1 laboroer Niagara P&M - 1 supervisor, 1 engineer, 3 laborers
Contractor Equipment	Kulbacks - 2 excavators 2 dozers, 1 roller 1 skidster United Rentals water truck
Attachments : Daily report, Photo Log, Air Monitoring Report, Work Location Map	
Inspectors Name	Sydney Deck

960 Busti Ave.
Buffalo, New York 14213

Daily Field Report Continued

Date:	Thursday, June 9, 2022		
Site Name:	Pillgrim Village - Family Site #C915362		
Location:	1100 Michigan Ave Buffalo NY		
Work Performed Continued			
Imported Material		Loads:	Amount (Tons)
Exported Material	Destination	Loads:	Amount (Tons)
Total Material Hauled - Approx. (Tons)			0

960 Busti Ave.
Buffalo, New York 14213

Photo Log

Date:	Thursday, June 9, 2022
Site Name:	Pillgrim Village - Family Site #C915362

Photo 1

No remediation work being done.

960 Busti Ave.
Buffalo, New York 14213

Community Air Monitoring Program Data

Date:		Thursday, June 9, 2022			
Site Name:		Pillgrim Village - Family Site #C915362			
Upwind Data		Downwind Data			Delta
Time	PM 10 - 15 min AVG (µg/m³)	Time	PM 10 - 15 min AVG (µg/m³)	VOC	PM 10 - 15m AVG (µg/m³)
6/9/22 8:20 AM	2.8	6/9/22 8:20 AM	3.1	0	0.3
6/9/22 8:30 AM	2.8	6/9/22 8:30 AM	3.1	0	0.3
6/9/22 8:40 AM	2	6/9/22 8:40 AM	2.8	0	0.8
6/9/22 8:50 AM	1.3	6/9/22 8:50 AM	4.1	0	2.8
6/9/22 9:00 AM	1.1	6/9/22 9:00 AM	3.6	0	2.5
6/9/22 9:10 AM	1.1	6/9/22 9:10 AM	4.1	0	3
6/9/22 9:20 AM	0.9	6/9/22 9:20 AM	5.1	0	4.2
6/9/22 9:30 AM	1.1	6/9/22 9:30 AM	5	0	3.9
6/9/22 9:40 AM	1.2	6/9/22 9:40 AM	6.6	0	5.4
6/9/22 9:50 AM	1.7	6/9/22 9:50 AM	10.2	0	8.5
6/9/22 10:00 AM	1.8	6/9/22 10:00 AM	6.6	0	4.8
6/9/22 10:10 AM	1.1	6/9/22 10:10 AM	4.5	0	3.4
6/9/22 10:20 AM	1.4	6/9/22 10:20 AM	4.3	0	2.9
6/9/22 10:30 AM	1.9	6/9/22 10:30 AM	8.8	0	6.9
6/9/22 10:40 AM	3.9	6/9/22 10:40 AM	7.3	0	3.4
6/9/22 10:50 AM	3.5	6/9/22 10:50 AM	2.1	0	-1.4
6/9/22 11:00 AM	2.5	6/9/22 11:00 AM	2.1	0	-0.4
6/9/22 11:10 AM	2.4	6/9/22 11:10 AM	1.6	0	-0.8
6/9/22 11:20 AM	2	6/9/22 11:20 AM	1.7	0	-0.3
6/9/22 11:30 AM	2.1	6/9/22 11:30 AM	2.1	0	0
6/9/22 11:40 AM	2.2	6/9/22 11:40 AM	2.4	0	0.2
6/9/22 11:50 AM	2.7	6/9/22 11:50 AM	3.2	0	0.5
6/9/22 12:00 PM	2.2	6/9/22 12:00 PM	2.9	0	0.7
6/9/22 12:10 PM	2.3	6/9/22 12:10 PM	2.6	0	0.3
6/9/22 12:20 PM	2.3	6/9/22 12:20 PM	2.5	0	0.2
6/9/22 12:30 PM	2.1	6/9/22 12:30 PM	3.8	0	1.7
6/9/22 12:40 PM	2.7	6/9/22 12:40 PM	3.3	0	0.6
6/9/22 12:50 PM	2.8	6/9/22 12:50 PM	3.5	0	0.7
6/9/22 1:00 PM	2.3	6/9/22 1:00 PM	2.2	0	-0.1
6/9/22 1:10 PM	2.1	6/9/22 1:10 PM	2.6	0	0.5
6/9/22 1:20 PM	1.2	6/9/22 1:20 PM	3.3	0	2.1
6/9/22 1:30 PM	1.3	6/9/22 1:30 PM	3.5	0	2.2
6/9/22 1:40 PM	1.5	6/9/22 1:40 PM	5.6	0	4.1
6/9/22 1:50 PM	1.6	6/9/22 1:50 PM	4.6	0	3
6/9/22 2:00 PM	1.8	6/9/22 2:00 PM	4.4	0	2.6
6/9/22 2:10 PM	1.8	6/9/22 2:10 PM	4.1	0	2.3
6/9/22 2:20 PM	1.1	6/9/22 2:20 PM	3.2	0	2.1
6/9/22 2:30 PM	1.5	6/9/22 2:30 PM	3.1	0	1.6

*****Particulate Threshold PM 10 15minute average = 100µg/m³ above background***

960 Busti Ave.
Buffalo, New York 14213

Work Location Map

Date:	Thursday, June 9, 2022
Site Name:	Pillgrim Village - Family Site #C915362

Legend	
UW	Dust monitor location (Upwind)
DW	Dust monitor location (Downwind)
	Work Location

960 Busti Ave.
Buffalo, New York 14213

Daily Field Report

Date:	Friday, June 10, 2022
Site Name:	Pillgrim Village - Family Site #C915362
Location:	1100 Michigan Ave Buffalo NY
Contractor/Sub-Contractor:	Kulbacks
Weather Conditions:	Partially cloudy 63 °F SW 9 mph

Description of Work Performed:

No remediation work being done.

Dust monitors were set up and runing throughout the day. No dust exceedances recorded.

Problems/Observations	None.
Health and Saftey Concerns:	None.
Contractor Work Force:	Kulbacks - 1 supervisor 2 operators 1 laboroer Niagara P&M - 1 supervisor, 1 engineer, 3 laborers
Contractor Equipment	Kulbacks - 2 excavators 2 dozers, 1 roller 1 skidster United Rentals water truck

Attachments : Daily report, Photo Log, Air Monitoring Report, Work Location Map

Inspectors Name	Sydney Deck

960 Busti Ave.
Buffalo, New York 14213

Daily Field Report Continued

Date:	Friday, June 10, 2022		
Site Name:	Pillgrim Village - Family Site #C915362		
Location:	1100 Michigan Ave Buffalo NY		
Work Performed Continued			
Imported Material		Loads:	Amount (Tons)
Exported Material	Destination	Loads:	Amount (Tons)
Total Material Hauled - Approx. (Tons)			0

960 Busti Ave.
Buffalo, New York 14213

Photo Log

Date:	Friday, June 10, 2022
Site Name:	Pillgrim Village - Family Site #C915362

Photo 1

No remediation work being done.

960 Busti Ave.
Buffalo, New York 14213

Community Air Monitoring Program Data

Date:		Friday, June 10, 2022			
Site Name:		Pillgrim Village - Family Site #C915362			
Upwind Data		Downwind Data			Delta
Time	PM 10 - 15 min AVG (µg/m³)	Time	PM 10 - 15 min AVG (µg/m³)	VOC	PM 10 - 15m AVG (µg/m³)
6/10/22 8:40 AM	1.9	6/10/22 8:40 AM	4.5	0	2.6
6/10/22 8:50 AM	1.8	6/10/22 8:50 AM	4.5	0	2.7
6/10/22 9:00 AM	2.6	6/10/22 9:00 AM	5.2	0	2.6
6/10/22 9:30 AM	2	6/10/22 9:10 AM	5.6	0	3.6
6/10/22 9:40 AM	1.5	6/10/22 9:20 AM	6.7	0	5.2
6/10/22 9:50 AM	2.3	6/10/22 9:30 AM	5.9	0	3.6
6/10/22 10:00 AM	3.1	6/10/22 9:40 AM	6.1	0	3
6/10/22 10:10 AM	2.3	6/10/22 9:50 AM	8.5	0	6.2
6/10/22 10:20 AM	2.1	6/10/22 10:00 AM	6.4	0	4.3
6/10/22 10:30 AM	2.4	6/10/22 10:10 AM	5.2	0	2.8
6/10/22 10:40 AM	1.9	6/10/22 10:20 AM	9.7	0	7.8
6/10/22 10:50 AM	2.2	6/10/22 10:30 AM	11.1	0	8.9
6/10/22 11:00 AM	3.5	6/10/22 10:40 AM	5.9	0	2.4
6/10/22 11:10 AM	4.6	6/10/22 10:50 AM	3.8	0	-0.8
6/10/22 11:20 AM	3.6	6/10/22 11:00 AM	3.4	0	-0.2
6/10/22 11:30 AM	3.2	6/10/22 11:10 AM	6	0	2.8
6/10/22 11:40 AM	2.4	6/10/22 11:20 AM	4.4	0	2
6/10/22 11:50 AM	2.5	6/10/22 11:30 AM	4.6	0	2.1
6/10/22 12:00 PM	4.8	6/10/22 11:40 AM	3.9	0	-0.9
6/10/22 12:10 PM	6.7	6/10/22 11:50 AM	4.3	0	-2.4
6/10/22 12:20 PM	3.9	6/10/22 12:00 PM	4.7	0	0.8
6/10/22 12:30 PM	2.6	6/10/22 12:10 PM	6.7	0	4.1
6/10/22 12:40 PM	3.2	6/10/22 12:20 PM	4.6	0	1.4
6/10/22 12:50 PM	3.4	6/10/22 12:30 PM	5.4	0	2
6/10/22 1:00 PM	3.5	6/10/22 12:40 PM	5.6	0	2.1
6/10/22 1:10 PM	5.2	6/10/22 12:50 PM	6.1	0	0.9
6/10/22 1:20 PM	4.1	6/10/22 1:00 PM	6.1	0	2
6/10/22 1:30 PM	4.9	6/10/22 1:10 PM	6.2	0	1.3
6/10/22 1:40 PM	3.5	6/10/22 1:20 PM	7.2	0	3.7
6/10/22 1:50 PM	3	6/10/22 1:30 PM	6.1	0	3.1
6/10/22 2:00 PM	5.8	6/10/22 1:40 PM	5	0	-0.8
6/10/22 2:10 PM	4	6/10/22 1:50 PM	5	0	1
		6/10/22 2:00 PM	5.2	0	5.2

*****Particulate Threshold PM 10 15minute average = 100µg/m³ above background***

BRYDGES ENGINEERING
IN ENVIRONMENT AND ENERGY, DPC

960 Busti Ave.
Buffalo, New York 14213

Work Location Map

Date:	Friday, June 10, 2022
Site Name:	Pillgrim Village - Family Site #C915362

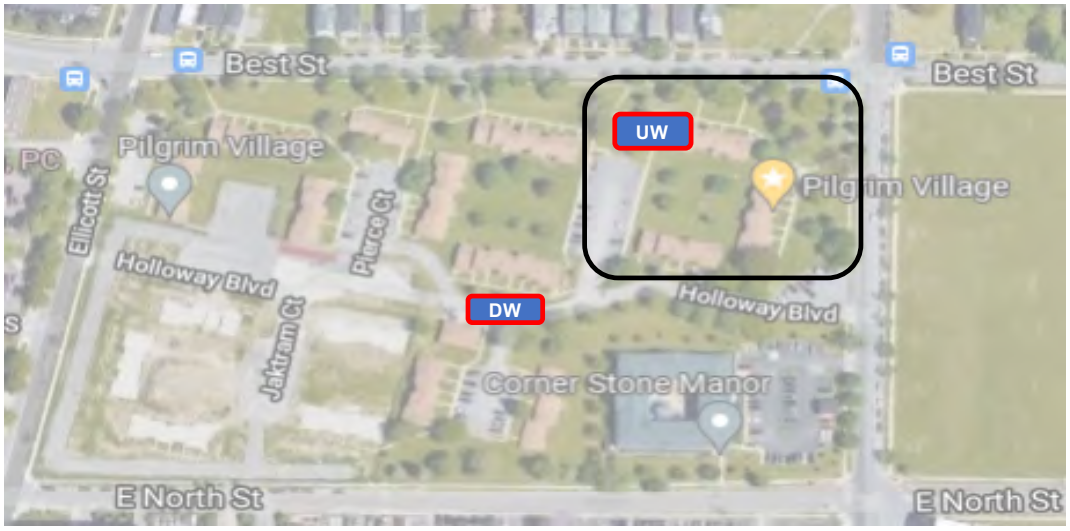

Legend	
UW	Dust monitor location (Upwind)
DW	Dust monitor location (Downwind)
	Work Location

960 Busti Ave.
Buffalo, New York 14213

Daily Field Report

Date:	Monday, June 13, 2022
Site Name:	Pillgrim Village - Family Site #C915362
Location:	1100 Michigan Ave Buffalo NY
Contractor/Sub-Contractor:	Kulbacks
Weather Conditions:	Sunny 72 °F SW 7 mph

Description of Work Performed:

Groundwater monitoring wells being installed on the Northeast corner of site - Corner of Best and Michigan.

Dust monitors were set up and runing throughout the day. Three exceedances, one at 12:10 PM, and two between the hours of 14:40 and 14:50. Dust exceedance was mediated by using the on site water truck to water down the site road to prevent dust pick up.

Problems/Observations	None.
Health and Saftey Concerns:	None.
Contractor Work Force:	Kulbacks - 1 supervisor 2 operators 1 laboroer Niagara P&M - 1 supervisor, 1 engineer, 3 laborers
Contractor Equipment	Kulbacks - 2 excavators 2 dozers, 1 roller 1 skidster United Rentals water truck

Attachments : Daily report, Photo Log, Air Monitoring Report, Work Location Map

Inspectors Name	Sydney Deck

960 Busti Ave.
Buffalo, New York 14213

Daily Field Report Continued

Date:	Monday, June 13, 2022		
Site Name:	Pillgrim Village - Family Site #C915362		
Location:	1100 Michigan Ave Buffalo NY		
Work Performed Continued			
Imported Material		Loads:	Amount (Tons)
Exported Material	Destination	Loads:	Amount (Tons)
Total Material Hauled - Approx. (Tons)			0

960 Busti Ave.
Buffalo, New York 14213

Photo Log

Date:	Monday, June 13, 2022
Site Name:	Pillgrim Village - Family Site #C915362

Photo 1

East wall GW well being installed. Located off of Michigan Ave.

Photo 2

North wall GW well being installed. Located of of Best Street.

960 Busti Ave.
Buffalo, New York 14213

Community Air Monitoring Program Data

Date:		Monday, June 13, 2022			
Site Name:		Pillgrim Village - Family Site #C915362			
Upwind Data		Downwind Data			Delta
Time	PM 10 - 15 min AVG (µg/m³)	Time	PM 10 - 15 min AVG (µg/m³)	VOC	PM 10 - 15m AVG (µg/m³)
6/13/22 8:50 AM	6.9	6/13/22 8:50 AM	25.1	0	18.2
6/13/22 9:00 AM	7.4	6/13/22 9:00 AM	17.3	0	9.9
6/13/22 9:10 AM	6.3	6/13/22 9:10 AM	31.2	0	24.9
6/13/22 9:20 AM	4.4	6/13/22 9:20 AM	30.7	0	26.3
6/13/22 9:30 AM	1.7	6/13/22 9:30 AM	4.6	0	2.9
6/13/22 9:40 AM	2	6/13/22 9:40 AM	9.1	0	7.1
6/13/22 9:50 AM	2.5	6/13/22 9:50 AM	22.5	0	20
6/13/22 10:00 AM	2	6/13/22 10:00 AM	5.4	0	3.4
6/13/22 10:10 AM	2.6	6/13/22 10:10 AM	6.2	0	3.6
6/13/22 10:20 AM	3.3	6/13/22 10:20 AM	22.9	0	19.6
6/13/22 10:30 AM	2.6	6/13/22 10:30 AM	9.4	0	6.8
6/13/22 10:40 AM	1.8	6/13/22 10:40 AM	17.5	0	15.7
6/13/22 10:50 AM	1.8	6/13/22 10:50 AM	12.1	0	10.3
6/13/22 11:00 AM	1.4	6/13/22 11:00 AM	4.7	0	3.3
6/13/22 11:10 AM	2	6/13/22 11:10 AM	19.6	0	17.6
6/13/22 11:20 AM	3.7	6/13/22 11:20 AM	28.9	0	25.2
6/13/22 11:30 AM	5.4	6/13/22 11:30 AM	32.8	0	27.4
6/13/22 11:40 AM	7.4	6/13/22 11:40 AM	46.9	0	39.5
6/13/22 11:50 AM	4.4	6/13/22 11:50 AM	25.2	0	20.8
6/13/22 12:00 PM	1.5	6/13/22 12:00 PM	75.8	0	74.3
6/13/22 12:10 PM	1.6	6/13/22 12:10 PM	143.2	0	141.6
6/13/22 12:20 PM	2.7	6/13/22 12:20 PM	11.1	0	8.4
6/13/22 12:30 PM	2.6	6/13/22 12:30 PM	10.7	0	8.1
6/13/22 12:40 PM	2.7	6/13/22 12:40 PM	52.7	0	50
6/13/22 12:50 PM	2.5	6/13/22 12:50 PM	4.5	0	2
6/13/22 1:00 PM	5.9	6/13/22 1:00 PM	6.4	0	0.5
6/13/22 1:10 PM	4.2	6/13/22 1:10 PM	6.5	0	2.3
6/13/22 1:20 PM	3	6/13/22 1:20 PM	5.1	0	2.1
6/13/22 1:30 PM	2	6/13/22 1:30 PM	18.3	0	16.3
6/13/22 1:40 PM	4.9	6/13/22 1:40 PM	30.8	0	25.9
6/13/22 1:50 PM	3.3	6/13/22 1:50 PM	6.5	0	3.2
6/13/22 2:00 PM	3.6	6/13/22 2:00 PM	6.2	0	2.6
6/13/22 2:10 PM	1.6	6/13/22 2:10 PM	5.9	0	4.3
6/13/22 2:20 PM	2.1	6/13/22 2:20 PM	4.1	0	2
6/13/22 2:30 PM	1.7	6/13/22 2:30 PM	4.3	0	2.6
6/13/22 2:40 PM	3.5	6/13/22 2:40 PM	28.5	0	25
6/13/22 2:50 PM	4.5	6/13/22 2:50 PM	150.3	0	145.8
6/13/22 3:00 PM	3.8	6/13/22 3:00 PM	152.6	0	148.8
6/13/22 3:10 PM	9.8	6/13/22 3:10 PM	12.8	0	3

*****Particulate Threshold PM 10 15minute average = 100µg/m³ above background***

960 Busti Ave.
Buffalo, New York 14213

Work Location Map

Date:	Monday, June 13, 2022
Site Name:	Pillgrim Village - Family Site #C915362

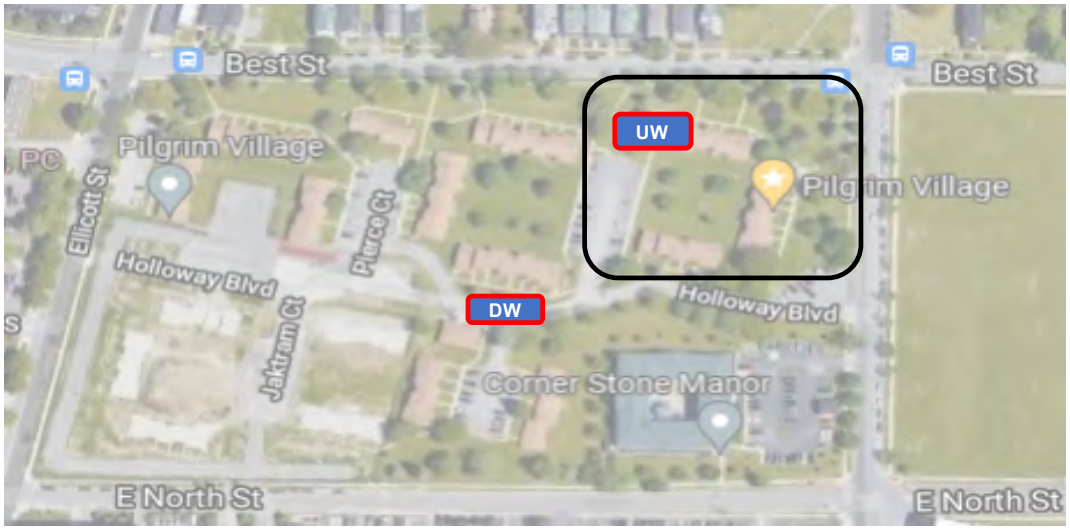

Legend	
UW	Dust monitor location (Upwind)
DW	Dust monitor location (Downwind)
	Work Location

960 Busti Ave.
Buffalo, New York 14213

BRYDGES ENGINEERING
IN ENVIRONMENT AND ENERGY, DPC

Daily Field Report

Date:	Tuesday, June 14, 2022
Site Name:	Pillgrim Village - Family Site #C915362
Location:	1100 Michigan Ave Buffalo NY
Contractor/Sub-Contractor:	Kulbacks
Weather Conditions:	Overcast 64 °F SE 5 mph

Description of Work Performed:

GW well decomissioned by SJB Empire along the Southeastern edge of site.

Dust monitors were set up and runing throughout the day. One exceedance at 12:30 PM. Dust exceedance was mediated by using the on site water truck to water down the site road to prevent dust pick up.

Problems/Observations	None.
Health and Saftey Concerns:	None.
Contractor Work Force:	Kulbacks - 1 supervisor 2 operators 1 laboroer Niagara P&M - 1 supervisor, 1 engineer, 3 laborers
Contractor Equipment	Kulbacks - 2 excavators 2 dozers, 1 roller 1 skidster United Rentals water truck

Attachments : Daily report, Photo Log, Air Monitoring Report, Work Location Map

Inspectors Name	Sydney Deck

960 Busti Ave.
Buffalo, New York 14213

Daily Field Report Continued

Date:	Tuesday, June 14, 2022		
Site Name:	Pillgrim Village - Family Site #C915362		
Location:	1100 Michigan Ave Buffalo NY		
Work Performed Continued			
Imported Material		Loads:	Amount (Tons)
Exported Material	Destination	Loads:	Amount (Tons)
Total Material Hauled - Approx. (Tons)			0

960 Busti Ave.
Buffalo, New York 14213

Photo Log

Date:	Tuesday, June 14, 2022
Site Name:	Pillgrim Village - Family Site #C915362

Photo 1

Decomissioned well prior to removal.

Photo 2

Location of decomissioned well prior to its decomission. Found off of Michigan Ave.close to the road at the southeast corner of site.

960 Busti Ave.
Buffalo, New York 14213

Community Air Monitoring Program Data

Date:	Tuesday, June 14, 2022				
Site Name:	Pillgrim Village - Family Site #C915362				
Upwind Data		Downwind Data			Delta
Time	PM 10 - 15 min AVG (µg/m³)	Time	PM 10 - 15 min AVG (µg/m³)	VOC	PM 10 - 15m AVG (µg/m³)
6/14/22 8:50 AM	7.6	6/14/22 8:50 AM	18.9	0	11.3
6/14/22 9:00 AM	6.4	6/14/22 9:00 AM	4.4	0	-2
6/14/22 9:10 AM	6.3	6/14/22 9:10 AM	4.5	0	-1.8
6/14/22 9:20 AM	19.5	6/14/22 9:20 AM	3.7	0	-15.8
6/14/22 9:30 AM	25.2	6/14/22 9:30 AM	8.4	0	-16.8
6/14/22 9:40 AM	12.4	6/14/22 9:40 AM	22	0	9.6
6/14/22 9:50 AM	21.6	6/14/22 9:50 AM	48.8	0	27.2
6/14/22 10:00 AM	8.8	6/14/22 10:00 AM	10.4	0	1.6
6/14/22 10:10 AM	8.7	6/14/22 10:10 AM	13.7	0	5
6/14/22 10:20 AM	21	6/14/22 10:20 AM	17	0	-4
6/14/22 10:30 AM	9.3	6/14/22 10:30 AM	6.8	0	-2.5
6/14/22 10:40 AM	20	6/14/22 10:40 AM	9.5	0	-10.5
6/14/22 10:50 AM	21.2	6/14/22 10:50 AM	8.5	0	-12.7
6/14/22 11:00 AM	9.8	6/14/22 11:00 AM	32.6	0	22.8
6/14/22 11:10 AM	8.2	6/14/22 11:10 AM	79.1	0	70.9
6/14/22 11:20 AM	43.5	6/14/22 11:20 AM	52.6	0	9.1
6/14/22 11:30 AM	42	6/14/22 11:30 AM	15.8	0	-26.2
6/14/22 11:40 AM	6.3	6/14/22 11:40 AM	4.2	0	-2.1
6/14/22 11:50 AM	18.8	6/14/22 11:50 AM	5.3	0	-13.5
6/14/22 12:00 PM	8	6/14/22 12:00 PM	31	0	23
6/14/22 12:10 PM	7.4	6/14/22 12:10 PM	36	0	28.6
6/14/22 12:20 PM	7.6	6/14/22 12:20 PM	36.4	0	28.8
6/14/22 12:30 PM	9	6/14/22 12:30 PM	123	0	114
6/14/22 12:40 PM	9.8	6/14/22 12:40 PM	11.3	0	1.5
6/14/22 12:50 PM	7.7	6/14/22 12:50 PM	5.9	0	-1.8
6/14/22 1:00 PM	17.8	6/14/22 1:00 PM	14.7	0	-3.1
6/14/22 1:10 PM	12.9	6/14/22 1:10 PM	18.3	0	5.4
6/14/22 1:20 PM	7.2	6/14/22 1:20 PM	43.4	0	36.2
6/14/22 1:30 PM	8.7	6/14/22 1:30 PM	35.8	0	27.1
6/14/22 1:40 PM	7.8	6/14/22 1:40 PM	38.8	0	31
6/14/22 1:50 PM	7.1	6/14/22 1:50 PM	50.1	0	43
6/14/22 2:00 PM	9	6/14/22 2:00 PM	44.9	0	35.9
6/14/22 2:10 PM	8.9	6/14/22 2:10 PM	5.3	0	-3.6
6/14/22 2:20 PM	69.3	6/14/22 2:20 PM	6.2	0	-63.1
6/14/22 2:30 PM	13.4	6/14/22 2:30 PM	13.9	0	0.5
6/14/22 2:40 PM	9.3	6/14/22 2:40 PM	24.4	0	15.1
6/14/22 2:50 PM	9	6/14/22 2:50 PM	74.9	0	65.9
6/14/22 3:00 PM	9.3	6/14/22 3:00 PM	97.8	0	88.5
6/14/22 3:10 PM	12.6	6/13/22 3:10 PM	12.8	0	0.2

*****Particulate Threshold PM 10 15minute average = 100µg/m³ above background***

960 Busti Ave.
Buffalo, New York 14213

Work Location Map

Date:	Tuesday, June 14, 2022
Site Name:	Pillgrim Village - Family Site #C915362

Legend	
UW	Dust monitor location (Upwind)
DW	Dust monitor location (Downwind)
	Work Location

960 Busti Ave.
Buffalo, New York 14213

Daily Field Report

Date:	Wednesday, June 15, 2022
Site Name:	Pillgrim Village - Family Site #C915362
Location:	1100 Michigan Ave Buffalo NY
Contractor/Sub-Contractor:	Kulbacks
Weather Conditions:	Sunny 91 °F SE 10 mph

Description of Work Performed:

No remediation work being done today.

Due to unforseen circumstances with air monitors, both were down for the day. With this issue being noted, the BE3 ensured proper precautions were being taken to reduce dust pick up. Kulback's water truck was operational for the full day as well as discussing entry and exit speed with the truckers.

Problems/Observations	None.
Health and Saftey Concerns:	None.
Contractor Work Force:	Kulbacks - 1 supervisor 2 operators 1 laboroer Niagara P&M - 1 supervisor, 1 engineer, 3 laborers
Contractor Equipment	Kulbacks - 2 excavators 2 dozers, 1 roller 1 skidster United Rentals water truck

Attachments : Daily report, Photo Log, Air Monitoring Report, Work Location Map

Inspectors Name	Sydney Deck

960 Busti Ave.
Buffalo, New York 14213

Daily Field Report Continued

Date:	Wednesday, June 15, 2022		
Site Name:	Pillgrim Village - Family Site #C915362		
Location:	1100 Michigan Ave Buffalo NY		
Work Performed Continued			
Imported Material		Loads:	Amount (Tons)
Exported Material	Destination	Loads:	Amount (Tons)
Total Material Hauled - Approx. (Tons)			0

960 Busti Ave.
Buffalo, New York 14213

Photo Log

Date:	Wednesday, June 15, 2022
Site Name:	Pillgrim Village - Family Site #C915362

Photo 1

No remediation work being done today.

BRYDGES ENGINEERING IN ENVIRONMENT AND ENERGY, DPC

960 Busti Ave.
Buffalo, New York 14213

Community Air Monitoring Program Data

Date:	Wednesday, June 15, 2022
Site Name:	Pillgrim Village - Family Site #C915362

Upwind Data		Downwind Data			Delta
Time	PM 10 - 15 min AVG (µg/m³)	Time	PM 10 - 15 min AVG (µg/m³)	VOC	PM 10 - 15m AVG (µg/m³)
				0	0
				0	0
				0	0
				0	0
				0	0
				0	0
				0	0
				0	0
				0	0
				0	0
				0	0
				0	0
				0	0
				0	0
				0	0
				0	0
				0	0
				0	0
				0	0
				0	0
				0	0
				0	0
				0	0
				0	0
				0	0
				0	0
				0	0
				0	0
				0	0
				0	0
				0	0
				0	0
				0	0
				0	0
				0	0
				0	0
				0	0
				0	0
				0	0

***Particulate Threshold PM 10 15minute average = 100µg/m³ above background**

960 Busti Ave.
Buffalo, New York 14213

Work Location Map

Date:	Wednesday, June 15, 2022
Site Name:	Pillgrim Village - Family Site #C915362

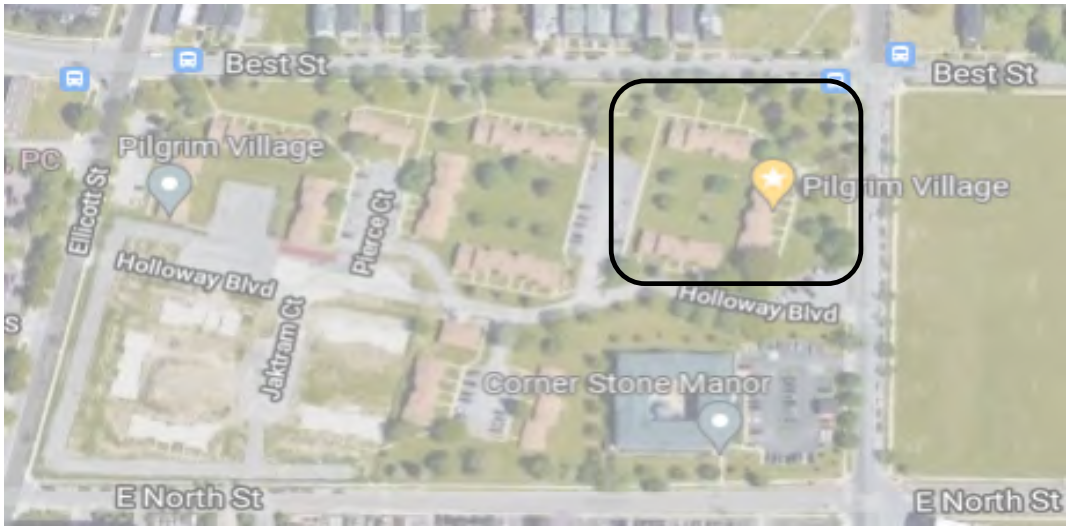

Legend	
UW	Dust monitor location (Upwind)
DW	Dust monitor location (Downwind)
	Work Location

960 Busti Ave.
Buffalo, New York 14213

Daily Field Report

Date:	Friday, June 17, 2022
Site Name:	Pillgrim Village - Family Site #C915362
Location:	1100 Michigan Ave Buffalo NY
Contractor/Sub-Contractor:	Kulbacks
Weather Conditions:	Sunny 63 °F NW 18 mph
Description of Work Performed: No remediation work being done on site. Dust monitors were set up and runing throughout the day. No exceedances recorded.	
Problems/Observations	None.
Health and Saftey Concerns:	None.
Contractor Work Force:	Kulbacks - 1 supervisor 2 operators 1 laboroer Niagara P&M - 1 supervisor, 1 engineer, 3 laborers
Contractor Equipment	Kulbacks - 2 excavators 2 dozers, 1 roller 1 skidster United Rentals water truck
Attachments : Daily report, Photo Log, Air Monitoring Report, Work Location Map	
Inspectors Name	Sydney Deck

960 Busti Ave.
Buffalo, New York 14213

Daily Field Report Continued

Date:	Friday, June 17, 2022		
Site Name:	Pillgrim Village - Family Site #C915362		
Location:	1100 Michigan Ave Buffalo NY		
Work Performed Continued			
Imported Material		Loads:	Amount (Tons)
Exported Material	Destination	Loads:	Amount (Tons)
Total Material Hauled - Approx. (Tons)			0

960 Busti Ave.
Buffalo, New York 14213

Photo Log

Date:	Friday, June 17, 2022
Site Name:	Pillgrim Village - Family Site #C915362

Photo 1

No remediation work being done at this time.

960 Busti Ave.
Buffalo, New York 14213

Community Air Monitoring Program Data

Date:		Friday, June 17, 2022			
Site Name:		Pillgrim Village - Family Site #C915362			
Upwind Data		Downwind Data			Delta
Time	PM 10 - 15 min AVG (µg/m³)	Time	PM 10 - 15 min AVG (µg/m³)	VOC	PM 10 - 15m AVG (µg/m³)
6/17/22 8:20 AM	34.6			0	-34.6
6/17/22 8:30 AM	38	6/17/22 8:30 AM	16.7	0	-21.3
6/17/22 8:40 AM	9.1	6/17/22 8:40 AM	98.8	0	89.7
6/17/22 8:50 AM	18.1	6/17/22 8:50 AM	32.4	0	14.3
6/17/22 9:00 AM	24.9	6/17/22 9:00 AM	15.8	0	-9.1
6/17/22 9:10 AM	30.4	6/17/22 9:10 AM	24.9	0	-5.5
6/17/22 9:20 AM	7.9	6/17/22 9:20 AM	34.2	0	26.3
6/17/22 9:30 AM	7	6/17/22 9:30 AM	25.4	0	18.4
6/17/22 9:40 AM	22.9	6/17/22 9:40 AM	24.8	0	1.9
6/17/22 9:50 AM	27	6/17/22 9:50 AM	20	0	-7
6/17/22 10:00 AM	10.4	6/17/22 10:00 AM	20.4	0	10
6/17/22 10:10 AM	12	6/17/22 10:10 AM	32.1	0	20.1
6/17/22 10:20 AM	14.5	6/17/22 10:20 AM	13.7	0	-0.8
6/17/22 10:30 AM	19.4	6/17/22 10:30 AM	18.1	0	-1.3
6/17/22 10:40 AM	16	6/17/22 10:40 AM	20.2	0	4.2
6/17/22 10:50 AM	12	6/17/22 10:50 AM	29.5	0	17.5
6/17/22 11:00 AM	12.1	6/17/22 11:00 AM	35.1	0	23
6/17/22 11:10 AM	9.8	6/17/22 11:10 AM	23.7	0	13.9
6/17/22 11:20 AM	11.5	6/17/22 11:20 AM	22.6	0	11.1
6/17/22 11:30 AM	9.2	6/17/22 11:30 AM	40.3	0	31.1
6/17/22 11:40 AM	9.5	6/17/22 11:40 AM	47.7	0	38.2
6/17/22 11:50 AM	7.7	6/17/22 11:50 AM	43.5	0	35.8
6/17/22 12:00 PM	5.3	6/17/22 12:00 PM	22.6	0	17.3
6/17/22 12:10 PM	9.5	6/17/22 12:10 PM	59.9	0	50.4
6/17/22 12:20 PM	13.8	6/17/22 12:20 PM	60	0	46.2
6/17/22 12:30 PM	19.7	6/17/22 12:30 PM	46.2	0	26.5
6/17/22 12:40 PM	11.1	6/17/22 12:40 PM	33.2	0	22.1
6/17/22 12:50 PM	21.6	6/17/22 12:50 PM	49.7	0	28.1
6/17/22 1:00 PM	58.8	6/17/22 1:00 PM	66.3	0	7.5
6/17/22 1:10 PM	54.7	6/17/22 1:10 PM	117.2	0	62.5
6/17/22 1:20 PM	24.3	6/17/22 1:20 PM	57.2	0	32.9
6/17/22 1:30 PM	50	6/17/22 1:30 PM	44	0	-6
6/17/22 1:40 PM	23	6/17/22 1:40 PM	91.9	0	68.9
6/17/22 1:50 PM	16.1	6/17/22 1:50 PM	83	0	66.9

*****Particulate Threshold PM 10 15minute average = 100µg/m³ above background***

960 Busti Ave.
Buffalo, New York 14213

Work Location Map

Date:	Friday, June 17, 2022
Site Name:	Pillgrim Village - Family Site #C915362

Legend	
UW	Dust monitor location (Upwind)
DW	Dust monitor location (Downwind)
	Work Location

960 Busti Ave.
Buffalo, New York 14213

Daily Field Report

Date:	Monday, June 20, 2022
Site Name:	Pillgrim Village - Family Site #C915362
Location:	1100 Michigan Ave Buffalo NY
Contractor/Sub-Contractor:	Kulbacks
Weather Conditions:	Mostly Cloudy 77 ˚F SW 7 mph

Description of Work Performed:

No remediation work being done on site.

Dust monitors were set up and running throughout the day. Three exceedances were recorded at 11AM, 1:40 PM and 1:50PM. Issue immediately mediated by discussing entrance and exit sped with truckers as well as deploying the water truck to wet the area affected most.

Problems/Observations	None.
Health and Saftey Concerns:	None.
Contractor Work Force:	Kulbacks - 1 supervisor 2 operators 1 laboroer Niagara P&M - 1 supervisor, 1 engineer, 3 laborers
Contractor Equipment	Kulbacks - 2 excavators 2 dozers, 1 roller 1 skidster United Rentals water truck

Attachments : Daily report, Photo Log, Air Monitoring Report, Work Location Map

Inspectors Name	Sydney Deck

960 Busti Ave.
Buffalo, New York 14213

Daily Field Report Continued

Date:	Monday, June 20, 2022		
Site Name:	Pillgrim Village - Family Site #C915362		
Location:	1100 Michigan Ave Buffalo NY		
Work Performed Continued			
Imported Material		Loads:	Amount (Tons)
Exported Material	Destination	Loads:	Amount (Tons)
Total Material Hauled - Approx. (Tons)			0

960 Busti Ave.
Buffalo, New York 14213

Photo Log

Date:	Monday, June 20, 2022
Site Name:	Pillgrim Village - Family Site #C915362

Photo 1

No remediation work being done at this time.

960 Busti Ave.
Buffalo, New York 14213

Community Air Monitoring Program Data

Date:	Monday, June 20, 2022				
Site Name:	Pillgrim Village - Family Site #C915362				
Upwind Data		Downwind Data			Delta
Time	PM 10 - 15 min AVG (µg/m³)	Time	PM 10 - 15 min AVG (µg/m³)	VOC	PM 10 - 15m AVG (µg/m³)
		6/20/22 7:30 AM	7.5	0	7.5
6/20/22 7:40 AM	7	6/20/22 7:40 AM	7.8	0	0.8
6/20/22 7:50 AM	4.6	6/20/22 7:50 AM	7.2	0	2.6
6/20/22 8:00 AM	1.9	6/20/22 8:00 AM	4.2	0	2.3
6/20/22 8:10 AM	2.6	6/20/22 8:10 AM	4	0	1.4
6/20/22 8:20 AM	2.3	6/20/22 8:20 AM	4.9	0	2.6
6/20/22 8:30 AM	7.9	6/20/22 8:30 AM	4.3	0	-3.6
6/20/22 8:40 AM	9.1	6/20/22 8:40 AM	4.5	0	-4.6
6/20/22 8:50 AM	3	6/20/22 8:50 AM	5.1	0	2.1
6/20/22 9:00 AM	13.5	6/20/22 9:00 AM	4.3	0	-9.2
6/20/22 9:10 AM	24.5	6/20/22 9:10 AM	4.5	0	-20
6/20/22 9:20 AM	25.6	6/20/22 9:20 AM	4.8	0	-20.8
6/20/22 9:30 AM	3.4	6/20/22 9:30 AM	5.6	0	2.2
6/20/22 9:40 AM	1.6	6/20/22 9:40 AM	2.8	0	1.2
6/20/22 9:50 AM	15.5	6/20/22 9:50 AM	6.5	0	-9
6/20/22 10:00 AM	16.5	6/20/22 10:00 AM	6	0	-10.5
6/20/22 10:10 AM	2.8	6/20/22 10:10 AM	13	0	10.2
6/20/22 10:20 AM	32.7	6/20/22 10:20 AM	25.3	0	-7.4
6/20/22 10:30 AM	42.9	6/20/22 10:30 AM	12.2	0	-30.7
6/20/22 10:40 AM	34.4	6/20/22 10:40 AM	7.8	0	-26.6
6/20/22 10:50 AM	2.3	6/20/22 10:50 AM	83.3	0	81
6/20/22 11:00 AM	2.1	6/20/22 11:00 AM	171.9	0	169.8
6/20/22 11:10 AM	1.9	6/20/22 11:10 AM	12.4	0	10.5
6/20/22 11:20 AM	3.4	6/20/22 11:20 AM	13.7	0	10.3
6/20/22 11:30 AM	121.3	6/20/22 11:30 AM	24.9	0	-96.4
6/20/22 11:40 AM	39.7	6/20/22 11:40 AM	31.4	0	-8.3
6/20/22 11:50 AM	12.1	6/20/22 11:50 AM	47.4	0	35.3
6/20/22 12:00 PM	27	6/20/22 12:00 PM	22.7	0	-4.3
6/20/22 12:10 PM	26.7	6/20/22 12:10 PM	8.5	0	-18.2
6/20/22 12:20 PM	2	6/20/22 12:20 PM	48.7	0	46.7
6/20/22 12:30 PM	16.3	6/20/22 12:30 PM	9.9	0	-6.4
6/20/22 12:40 PM	18.6	6/20/22 12:40 PM	25.4	0	6.8
6/20/22 12:50 PM	1.3	6/20/22 12:50 PM	22.9	0	21.6
6/20/22 1:00 PM	1.7	6/20/22 1:00 PM	11.1	0	9.4
6/20/22 1:10 PM	4.8	6/20/22 1:10 PM	24.6	0	19.8
6/20/22 1:20 PM	49.7	6/20/22 1:20 PM	68.6	0	18.9
6/20/22 1:30 PM	31.6	6/20/22 1:30 PM	70.9	0	39.3
6/20/22 1:40 PM	12.1	6/20/22 1:40 PM	132.4	0	120.3
6/20/22 1:50 PM	3.1	6/20/22 1:50 PM	180.6	0	177.5
6/20/22 2:00 PM	2.5	6/20/22 2:00 PM	68.3	0	65.8
6/20/22 2:10 PM	3.6	6/20/22 2:10 PM	59	0	55.4
6/20/22 2:20 PM	3.6	6/20/22 2:20 PM	50.7	0	47.1
6/20/22 2:30 PM	2.8	6/20/22 2:30 PM	102.1	0	99.3
6/20/22 2:40 PM	3.1	6/20/22 2:40 PM	78.6	0	75.5
6/20/22 2:50 PM	3.6	6/20/22 2:50 PM	29.1	0	25.5
6/20/22 3:00 PM	3.5	6/20/22 3:00 PM	21.5	0	18
6/20/22 3:10 PM	3.1	6/20/22 3:10 PM	15.4	0	12.3
6/20/22 3:20 PM	2.4	6/20/22 3:20 PM	40.7	0	38.3
6/20/22 3:20 PM	40.7			0	-40.7

*****Particulate Threshold PM 10 15minute average = 100µg/m³ above background***

960 Busti Ave.
Buffalo, New York 14213

Work Location Map

Date:	Monday, June 20, 2022
Site Name:	Pillgrim Village - Family Site #C915362

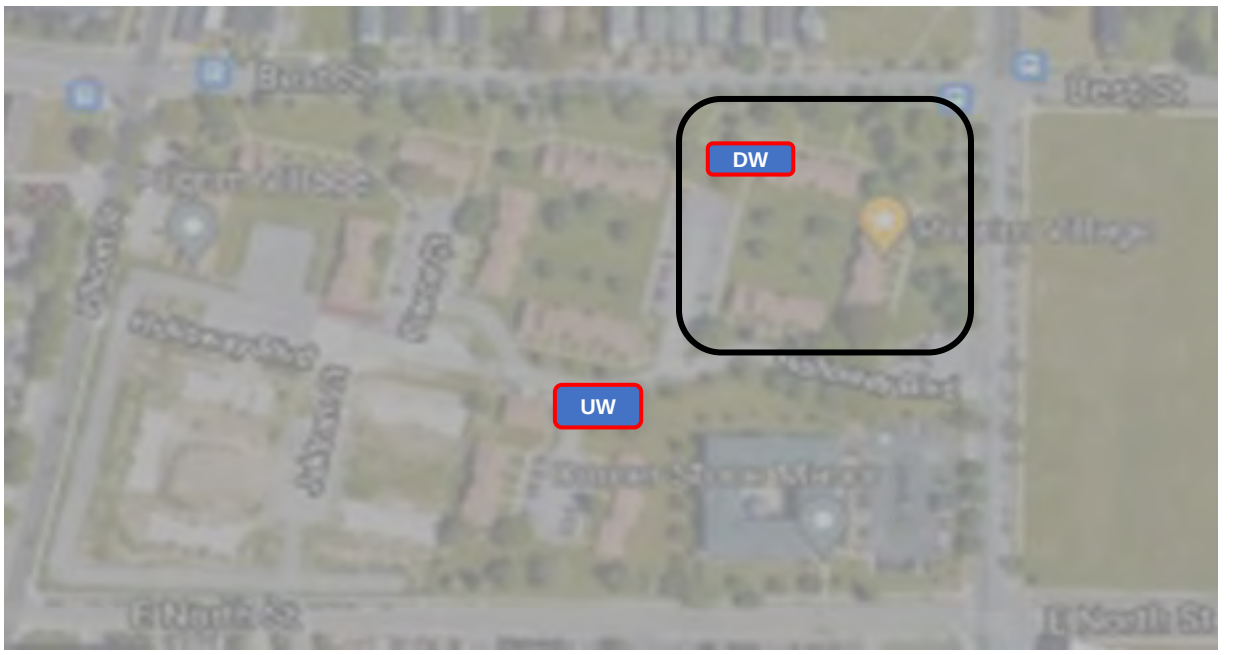

Legend	
UW	Dust monitor location (Upwind)
DW	Dust monitor location (Downwind)
	Work Location

960 Busti Ave.
Buffalo, New York 14213

Daily Field Report

Date:	Tuesday, June 21, 2022
Site Name:	Pillgrim Village - Family Site #C915362
Location:	1100 Michigan Ave Buffalo NY
Contractor/Sub-Contractor:	Kulbacks
Weather Conditions:	Partially Cloudy 75 ˚F SW 16 mph

Description of Work Performed:

No remediation work being done on site.

Dust monitors were set up and running throughout the day. No exceedances recorded.

Problems/Observations	None.
Health and Saftey Concerns:	None.
Contractor Work Force:	Kulbacks - 1 supervisor 2 operators 1 laboroer Niagara P&M - 1 supervisor, 1 engineer, 3 laborers
Contractor Equipment	Kulbacks - 2 excavators 2 dozers, 1 roller 1 skidster United Rentals water truck

Attachments : Daily report, Photo Log, Air Monitoring Report, Work Location Map

Inspectors Name	Sydney Deck

960 Busti Ave.
Buffalo, New York 14213

Daily Field Report Continued

Date:	Tuesday, June 21, 2022		
Site Name:	Pillgrim Village - Family Site #C915362		
Location:	1100 Michigan Ave Buffalo NY		
Work Performed Continued			
Imported Material		Loads:	Amount (Tons)
Exported Material	Destination	Loads:	Amount (Tons)
Total Material Hauled - Approx. (Tons)			0

960 Busti Ave.
Buffalo, New York 14213

Photo Log

Date:	Tuesday, June 21, 2022
Site Name:	Pillgrim Village - Family Site #C915362

Photo 1

No remediation work being done at this time.

960 Busti Ave.
Buffalo, New York 14213

Community Air Monitoring Program Data

Date:	Tuesday, June 21, 2022				
Site Name:	Pillgrim Village - Family Site #C915362				
Upwind Data		Downwind Data			Delta
Time	PM 10 - 15 min AVG (µg/m³)	Time	PM 10 - 15 min AVG (µg/m³)	VOC	PM 10 - 15m AVG (µg/m³)
		6/21/22 7:20 AM	0	0	0
6/21/22 7:30 AM	4.5	6/21/22 7:30 AM	1.2	0	-3.3
6/21/22 7:40 AM	4.8	6/21/22 7:40 AM	4.3	0	-0.5
6/21/22 7:50 AM	4.6	6/21/22 7:50 AM	6.4	0	1.8
6/21/22 8:00 AM	4.6	6/21/22 8:00 AM	6.6	0	2
6/21/22 8:10 AM	5.2	6/21/22 8:10 AM	6.4	0	1.2
6/21/22 8:20 AM	4.2	6/21/22 8:20 AM	6.6	0	2.4
6/21/22 8:30 AM	4.3	6/21/22 8:30 AM	6.7	0	2.4
6/21/22 8:40 AM	4.2	6/21/22 8:40 AM	6.4	0	2.2
6/21/22 8:50 AM	3.3	6/21/22 8:50 AM	6.3	0	3
6/21/22 9:00 AM	3.9	6/21/22 9:00 AM	5.8	0	1.9
6/21/22 9:10 AM	3.4	6/21/22 9:10 AM	6	0	2.6
6/21/22 9:20 AM	3.4	6/21/22 9:20 AM	6	0	2.6
6/21/22 9:30 AM	3.7	6/21/22 9:30 AM	6.3	0	2.6
6/21/22 9:40 AM	3.8	6/21/22 9:40 AM	6	0	2.2
6/21/22 9:50 AM	4	6/21/22 9:50 AM	6.4	0	2.4
6/21/22 10:00 AM	3.9	6/21/22 10:00 AM	6.5	0	2.6
6/21/22 10:10 AM	4.2	6/21/22 10:10 AM	7	0	2.8
6/21/22 10:20 AM	3.9	6/21/22 10:20 AM	7.6	0	3.7
6/21/22 10:30 AM	3.8	6/21/22 10:30 AM	6.8	0	3
6/21/22 10:40 AM	4.3	6/21/22 10:40 AM	17	0	12.7
6/21/22 10:50 AM	4.2	6/21/22 10:50 AM	16.9	0	12.7
6/21/22 11:00 AM	3.9	6/21/22 11:00 AM	6.2	0	2.3
6/21/22 11:10 AM	5.4	6/21/22 11:10 AM	7.9	0	2.5
6/21/22 11:20 AM	5.4	6/21/22 11:20 AM	95.9	0	90.5
6/21/22 11:30 AM	3	6/21/22 11:30 AM	41.8	0	38.8
6/21/22 11:40 AM	3.6	6/21/22 11:40 AM	29.3	0	25.7
6/21/22 11:50 AM	3	6/21/22 11:50 AM	21.6	0	18.6
6/21/22 12:00 PM	3.1	6/21/22 12:00 PM	24.9	0	21.8
6/21/22 12:10 PM	4.4	6/21/22 12:10 PM	16.8	0	12.4
6/21/22 12:20 PM	8.2	6/21/22 12:20 PM	14.4	0	6.2
6/21/22 12:30 PM	5.2	6/21/22 12:30 PM	13	0	7.8
6/21/22 12:40 PM	4.9	6/21/22 12:40 PM	22	0	17.1
6/21/22 12:50 PM	4.6	6/21/22 12:50 PM	29.1	0	24.5
6/21/22 1:00 PM	4.7	6/21/22 1:00 PM	18.3	0	13.6
6/21/22 1:10 PM	5.1	6/21/22 1:10 PM	30.8	0	25.7
6/21/22 1:20 PM	5.3	6/21/22 1:20 PM	26.9	0	21.6
6/21/22 1:30 PM	4.9	6/21/22 1:30 PM	14	0	9.1
6/21/22 1:40 PM	3.6	6/21/22 1:40 PM	7.7	0	4.1
6/21/22 1:50 PM	5.2	6/21/22 1:50 PM	10.5	0	5.3
6/21/22 2:00 PM	4.9	6/21/22 2:00 PM	12.7	0	7.8
6/21/22 2:10 PM	5.6	6/21/22 2:10 PM	17.5	0	11.9
6/21/22 2:20 PM	4.4	6/21/22 2:20 PM	10.7	0	6.3
6/21/22 2:30 PM	5.4	6/21/22 2:30 PM	10.4	0	5
6/21/22 2:40 PM	5.2	6/21/22 2:40 PM	23.6	0	18.4
6/21/22 2:50 PM	5	6/21/22 2:50 PM	13	0	8
6/21/22 3:00 PM	4.9	6/21/22 3:00 PM	15.5	0	10.6
6/21/22 3:10 PM	5.3	6/21/22 3:10 PM	16.7	0	11.4
6/21/22 3:20 PM	4.5	6/21/22 3:20 PM	13.7	0	9.2
*****Particulate Threshold PM 10 15minute average = 100µg/m³ above background***					

960 Busti Ave.
Buffalo, New York 14213

Work Location Map

Date:	Tuesday, June 21, 2022
Site Name:	Pillgrim Village - Family Site #C915362

Legend	
UW	Dust monitor location (Upwind)
DW	Dust monitor location (Downwind)
	Work Location

960 Busti Ave.
Buffalo, New York 14213

Daily Field Report

Date:	Wednesday, June 22, 2022
Site Name:	Pillgrim Village - Family Site #C915362
Location:	1100 Michigan Ave Buffalo NY
Contractor/Sub-Contractor:	Kulbacks
Weather Conditions:	Mostly cloudy 75 ˚F SW 16 mph

Description of Work Performed:

No remediation work being done on site.

Dust monitors were set up and running throughout the day. No exceedances recorded.

Problems/Observations	None.
Health and Saftey Concerns:	None.
Contractor Work Force:	Kulbacks - 1 supervisor 2 operators 1 laboroer Niagara P&M - 1 supervisor, 1 engineer, 3 laborers
Contractor Equipment	Kulbacks - 2 excavators 2 dozers, 1 roller 1 skidster United Rentals water truck

Attachments : Daily report, Photo Log, Air Monitoring Report, Work Location Map

Inspectors Name	Sydney Deck

960 Busti Ave.
Buffalo, New York 14213

Daily Field Report Continued

Date:	Wednesday, June 22, 2022
Site Name:	Pillgrim Village - Family Site #C915362
Location:	1100 Michigan Ave Buffalo NY
Work Performed Continued	

Imported Material	Loads:	Amount (Tons)

Exported Material	Destination	Loads:	Amount (Tons)

Total Material Hauled - Approx. (Tons)	0

960 Busti Ave.
Buffalo, New York 14213

Photo Log

Date:	Wednesday, June 22, 2022
Site Name:	Pillgrim Village - Family Site #C915362

Photo 1

No remediation work being done at this time.

960 Busti Ave.
Buffalo, New York 14213

Community Air Monitoring Program Data

Date:	Wednesday, June 22, 2022				
Site Name:	Pillgrim Village - Family Site #C915362				
Upwind Data		Downwind Data			Delta
Time	PM 10 - 15 min AVG (µg/m³)	Time	PM 10 - 15 min AVG (µg/m³)	VOC	PM 10 - 15m AVG (µg/m³)
6/22/22 9:10 AM	6.1	6/22/22 9:10 AM	25.7	0	19.6
6/22/22 9:20 AM	15.2	6/22/22 9:20 AM	17.3	0	2.1
6/22/22 9:30 AM	12.4	6/22/22 9:30 AM	18.8	0	6.4
6/22/22 9:40 AM	7.3	6/22/22 9:40 AM	22.5	0	15.2
6/22/22 9:50 AM	5.1	6/22/22 9:50 AM	13.9	0	8.8
6/22/22 10:00 AM	7.2	6/22/22 10:00 AM	18.5	0	11.3
6/22/22 10:10 AM	7.2	6/22/22 10:10 AM	30.8	0	23.6
6/22/22 10:20 AM	6.7	6/22/22 10:20 AM	29.4	0	22.7
6/22/22 10:30 AM	15.2	6/22/22 10:30 AM	15.8	0	0.6
6/22/22 10:40 AM	7.3	6/22/22 10:40 AM	10.5	0	3.2
6/22/22 10:50 AM	5.1	6/22/22 10:50 AM	9.7	0	4.6
6/22/22 11:00 AM	4.8	6/22/22 11:00 AM	15.1	0	10.3
6/22/22 11:10 AM	5.6	6/22/22 11:10 AM	12.1	0	6.5
6/22/22 11:20 AM	5.9	6/22/22 11:20 AM	16.5	0	10.6
6/22/22 11:30 AM	6.5	6/22/22 11:30 AM	16.1	0	9.6
6/22/22 11:40 AM	18.6	6/22/22 11:40 AM	11	0	-7.6
6/22/22 11:50 AM	23.8	6/22/22 11:50 AM	12.2	0	-11.6
6/22/22 12:00 PM	6.2	6/22/22 12:00 PM	10.5	0	4.3
6/22/22 12:10 PM	13.4	6/22/22 12:10 PM	19.5	0	6.1
6/22/22 12:20 PM	6.7	6/22/22 12:20 PM	25.5	0	18.8
6/22/22 12:30 PM	6.8	6/22/22 12:30 PM	20.1	0	13.3
6/22/22 12:40 PM	8.6	6/22/22 12:40 PM	21.9	0	13.3
6/22/22 12:50 PM	6.3	6/22/22 12:50 PM	48.8	0	42.5
6/22/22 1:00 PM	7.2	6/22/22 1:00 PM	53.3	0	46.1
6/22/22 1:10 PM	7.5	6/22/22 1:10 PM	24.7	0	17.2
6/22/22 1:20 PM	7.1	6/22/22 1:20 PM	18.2	0	11.1
6/22/22 1:30 PM	6.6	6/22/22 1:30 PM	12.5	0	5.9
6/22/22 1:40 PM	7	6/22/22 1:40 PM	18.4	0	11.4
6/22/22 1:50 PM	6.5	6/22/22 1:50 PM	35	0	28.5
6/22/22 2:00 PM	6.7	6/22/22 2:00 PM	26.6	0	19.9
6/22/22 2:10 PM	6.9	6/22/22 2:10 PM	20.2	0	13.3
		6/22/22 2:20 PM	26.4	0	26.4
*****Particulate Threshold PM 10 15minute average = 100µg/m³ above background***					

BRYDGES ENGINEERING
IN ENVIRONMENT AND ENERGY, DPC

960 Busti Ave.
Buffalo, New York 14213

Work Location Map

Date:	Wednesday, June 22, 2022
Site Name:	Pillgrim Village - Family Site #C915362

Legend	
UW	Dust monitor location (Upwind)
DW	Dust monitor location (Downwind)
	Work Location

960 Busti Ave.
Buffalo, New York 14213

Daily Field Report

Date:	Thursday, June 23, 2022
Site Name:	Pillgrim Village - Family Site #C915362
Location:	1100 Michigan Ave Buffalo NY
Contractor/Sub-Contractor:	Kulbacks
Weather Conditions:	Partial Clouds 72 ˚F W 8 mph

Description of Work Performed:

No remediation work being done on site.

Dust monitors were set up and running throughout the day. No exceedances recorded.

Problems/Observations	None.
Health and Saftey Concerns:	None.
Contractor Work Force:	Kulbacks - 1 supervisor 2 operators 1 laboroer Niagara P&M - 1 supervisor, 1 engineer, 3 laborers
Contractor Equipment	Kulbacks - 2 excavators 2 dozers, 1 roller 1 skidster United Rentals water truck

Attachments : Daily report, Photo Log, Air Monitoring Report, Work Location Map

Inspectors Name	Sydney Deck

960 Busti Ave.
Buffalo, New York 14213

Daily Field Report Continued

Date:	Thursday, June 23, 2022		
Site Name:	Pillgrim Village - Family Site #C915362		
Location:	1100 Michigan Ave Buffalo NY		
Work Performed Continued			
Imported Material		Loads:	Amount (Tons)
Exported Material	Destination	Loads:	Amount (Tons)
Total Material Hauled - Approx. (Tons)			0

960 Busti Ave.
Buffalo, New York 14213

Photo Log

Date:	Thursday, June 23, 2022
Site Name:	Pillgrim Village - Family Site #C915362

Photo 1

No remediation work being done at this time.

960 Busti Ave.
Buffalo, New York 14213

Community Air Monitoring Program Data

Date:	Thursday, June 23, 2022				
Site Name:	Pillgrim Village - Family Site #C915362				
Upwind Data		Downwind Data			Delta
Time	PM 10 - 15 min AVG (µg/m³)	Time	PM 10 - 15 min AVG (µg/m³)	VOC	PM 10 - 15m AVG (µg/m³)
6/23/22 8:30 AM	0			0	0
6/23/22 8:40 AM	0	6/23/22 8:40 AM	0	0	0
6/23/22 8:50 AM	0	6/23/22 8:50 AM	0	0	0
6/23/22 9:00 AM	0	6/23/22 9:00 AM	0	0	0
6/23/22 9:10 AM	0	6/23/22 9:10 AM	0	0	0
6/23/22 9:20 AM	0	6/23/22 9:20 AM	0	0	0
6/23/22 9:30 AM	0	6/23/22 9:30 AM	0.2	0	0.2
6/23/22 9:40 AM	0	6/23/22 9:40 AM	0.1	0	0.1
6/23/22 9:50 AM	0.1	6/23/22 9:50 AM	1.9	0	1.8
6/23/22 10:00 AM	0.2	6/23/22 10:00 AM	0.5	0	0.3
6/23/22 10:10 AM	0.8	6/23/22 10:10 AM	0.4	0	-0.4
6/23/22 10:20 AM	0.7	6/23/22 10:20 AM	0.5	0	-0.2
6/23/22 10:30 AM	5.5	6/23/22 10:30 AM	0.4	0	-5.1
6/23/22 10:40 AM	9.1	6/23/22 10:40 AM	1.3	0	-7.8
6/23/22 10:50 AM	3.5	6/23/22 10:50 AM	1.6	0	-1.9
6/23/22 11:00 AM	5.2	6/23/22 11:00 AM	1.4	0	-3.8
6/23/22 11:10 AM	5.3	6/23/22 11:10 AM	0.6	0	-4.7
6/23/22 11:20 AM	4.8	6/23/22 11:20 AM	1.2	0	-3.6
6/23/22 11:30 AM	9.4	6/23/22 11:30 AM	1.5	0	-7.9
6/23/22 11:40 AM	9.2	6/23/22 11:40 AM	1.9	0	-7.3
6/23/22 11:50 AM	11.1	6/23/22 11:50 AM	1.3	0	-9.8
6/23/22 12:00 PM	3.3	6/23/22 12:00 PM	1.1	0	-2.2
6/23/22 12:10 PM	6.7	6/23/22 12:10 PM	1	0	-5.7
6/23/22 12:20 PM	7.8	6/23/22 12:20 PM	3.6	0	-4.2
6/23/22 12:30 PM	11.2	6/23/22 12:30 PM	3.5	0	-7.7
6/23/22 12:40 PM	10.1	6/23/22 12:40 PM	10.7	0	0.6
6/23/22 12:50 PM	6.5	6/23/22 12:50 PM	33.8	0	27.3
6/23/22 1:00 PM	4.2	6/23/22 1:00 PM	4.6	0	0.4
6/23/22 1:10 PM	5.9	6/23/22 1:10 PM	5.9	0	0
6/23/22 1:20 PM	22.6	6/23/22 1:20 PM	10.1	0	-12.5
6/23/22 1:30 PM	19.8	6/23/22 1:30 PM	10.7	0	-9.1
6/23/22 1:40 PM	24.8	6/23/22 1:40 PM	2.2	0	-22.6
6/23/22 1:50 PM	20.2	6/23/22 1:50 PM	3.4	0	-16.8
6/23/22 2:00 PM	5.1	6/23/22 2:00 PM	5.1	0	0
6/23/22 2:10 PM	6.5	6/23/22 2:10 PM	6.2	0	-0.3
6/23/22 2:20 PM	5.9	6/23/22 2:20 PM	4.1	0	-1.8
6/23/22 2:30 PM	4.4	6/23/22 2:30 PM	16.1	0	11.7
6/23/22 2:40 PM	4	6/23/22 2:40 PM	6	0	2
6/23/22 2:50 PM	16.4	6/23/22 2:50 PM	2.7	0	-13.7

*****Particulate Threshold PM 10 15minute average = 100µg/m³ above background***

960 Busti Ave.
Buffalo, New York 14213

Work Location Map

Date:	Thursday, June 23, 2022
Site Name:	Pillgrim Village - Family Site #C915362

Legend	
UW	Dust monitor location (Upwind)
DW	Dust monitor location (Downwind)
	Work Location

960 Busti Ave.
Buffalo, New York 14213

Daily Field Report

Date:	Friday, June 24, 2022
Site Name:	Pillgrim Village - Family Site #C915362
Location:	1100 Michigan Ave Buffalo NY
Contractor/Sub-Contractor:	Kulbacks
Weather Conditions:	Some clouds 75 ˚F SW 8 mph

Description of Work Performed:

No remediation work being done on site.

Dust monitors were set up and running throughout the day. No exceedances recorded.

Problems/Observations	None.
Health and Saftey Concerns:	None.
Contractor Work Force:	Kulbacks - 1 supervisor 2 operators 1 laboroer Niagara P&M - 1 supervisor, 1 engineer, 3 laborers
Contractor Equipment	Kulbacks - 2 excavators 2 dozers, 1 roller 1 skidster United Rentals water truck

Attachments : Daily report, Photo Log, Air Monitoring Report, Work Location Map

Inspectors Name	Sydney Deck

960 Busti Ave.
Buffalo, New York 14213

Daily Field Report Continued

Date:	Friday, June 24, 2022		
Site Name:	Pillgrim Village - Family Site #C915362		
Location:	1100 Michigan Ave Buffalo NY		
Work Performed Continued			
Imported Material		Loads:	Amount (Tons)
Exported Material	Destination	Loads:	Amount (Tons)
Total Material Hauled - Approx. (Tons)			0

960 Busti Ave.
Buffalo, New York 14213

Photo Log

Date:	Friday, June 24, 2022
Site Name:	Pillgrim Village - Family Site #C915362

Photo 1

No remediation work being done at this time.

960 Busti Ave.
Buffalo, New York 14213

Community Air Monitoring Program Data

Date:	Friday, June 24, 2022				
Site Name:	Pillgrim Village - Family Site #C915362				
Upwind Data		Downwind Data			Delta
Time	PM 10 - 15 min AVG (µg/m³)	Time	PM 10 - 15 min AVG (µg/m³)	VOC	PM 10 - 15m AVG (µg/m³)
		6/24/22 8:20 AM	5.1	0	5.1
6/24/22 8:30 AM	39.2	6/24/22 8:30 AM	4.4	0	-34.8
6/24/22 8:40 AM	33.9	6/24/22 8:40 AM	3.8	0	-30.1
6/24/22 8:50 AM	31.5	6/24/22 8:50 AM	3.4	0	-28.1
6/24/22 9:00 AM	1	6/24/22 9:00 AM	3.5	0	2.5
6/24/22 9:10 AM	2.8	6/24/22 9:10 AM	3	0	0.2
6/24/22 9:20 AM	1.8	6/24/22 9:20 AM	3.8	0	2
6/24/22 9:30 AM	2	6/24/22 9:30 AM	4.6	0	2.6
6/24/22 9:40 AM	25.3	6/24/22 9:40 AM	3.8	0	-21.5
6/24/22 9:50 AM	4.1	6/24/22 9:50 AM	3.9	0	-0.2
6/24/22 10:00 AM	3.7	6/24/22 10:00 AM	5.1	0	1.4
6/24/22 10:10 AM	16.8	6/24/22 10:10 AM	7.4	0	-9.4
6/24/22 10:20 AM	2.5	6/24/22 10:20 AM	6	0	3.5
6/24/22 10:30 AM	23	6/24/22 10:30 AM	7.5	0	-15.5
6/24/22 10:40 AM	24.8	6/24/22 10:40 AM	6.7	0	-18.1
6/24/22 10:50 AM	3.3	6/24/22 10:50 AM	6.3	0	3
6/24/22 11:00 AM	2	6/24/22 11:00 AM	5.4	0	3.4
6/24/22 11:10 AM	2.3	6/24/22 11:10 AM	6.3	0	4
6/24/22 11:20 AM	2	6/24/22 11:20 AM	10	0	8
6/24/22 11:30 AM	1.9	6/24/22 11:30 AM	12.7	0	10.8
6/24/22 11:40 AM	1.6	6/24/22 11:40 AM	15.3	0	13.7
6/24/22 11:50 AM	2.4	6/24/22 11:50 AM	14	0	11.6
6/24/22 12:00 PM	2.2	6/24/22 12:00 PM	9.6	0	7.4
6/24/22 12:10 PM	21.1	6/24/22 12:10 PM	6.6	0	-14.5
6/24/22 12:20 PM	1.5	6/24/22 12:20 PM	13.1	0	11.6
6/24/22 12:30 PM	3	6/24/22 12:30 PM	12.4	0	9.4
6/24/22 12:40 PM	3.1	6/24/22 12:40 PM	4.7	0	1.6
6/24/22 12:50 PM	2.2	6/24/22 12:50 PM	6.4	0	4.2
6/24/22 1:00 PM	8	6/24/22 1:00 PM	13.6	0	5.6
6/24/22 1:10 PM	6.2	6/24/22 1:10 PM	16.1	0	9.9
6/24/22 1:20 PM	5.4	6/24/22 1:20 PM	12.7	0	7.3
6/24/22 1:30 PM	6.5	6/24/22 1:30 PM	14.3	0	7.8
6/24/22 1:40 PM	2.9	6/24/22 1:40 PM	14.5	0	11.6
6/24/22 1:50 PM	21.4	6/24/22 1:50 PM	7.7	0	-13.7
6/24/22 2:00 PM	3.1	6/24/22 2:00 PM	10.6	0	7.5
6/24/22 2:10 PM	2.9	6/24/22 2:10 PM	9.3	0	6.4
6/24/22 2:20 PM	3	6/24/22 2:20 PM	25.9	0	22.9
6/24/22 2:30 PM	2.6	6/24/22 2:30 PM	29	0	26.4
6/24/22 2:40 PM	3.8	6/24/22 2:40 PM	18.1	0	14.3
6/24/22 2:50 PM	1.5	6/24/22 2:50 PM	19.9	0	18.4
6/24/22 3:00 PM	6.6	6/24/22 3:00 PM	11.1	0	4.5
6/24/22 3:10 PM	15.9	6/24/22 3:10 PM	12.9	0	-3
6/24/22 3:20 PM	12.2	6/24/22 3:20 PM	11.8	0	-0.4
6/24/22 3:30 PM	1.2	6/24/22 3:30 PM	4.8	0	3.6
6/24/22 3:40 PM	3.4	6/24/22 3:40 PM	29.5	0	26.1
6/24/22 3:50 PM	2.2	6/24/22 3:50 PM	10.6	0	8.4
6/24/22 4:00 PM	1.6	6/24/22 4:00 PM	4	0	2.4
6/24/22 4:10 PM	2	6/24/22 4:10 PM	5.4	0	3.4
6/24/22 4:20 PM	1.9	6/24/22 4:20 PM	4	0	2.1
6/24/22 4:30 PM	2	6/24/22 4:30 PM	3.9	0	1.9
6/24/22 4:40 PM	3.7	6/24/22 4:40 PM	3.6	0	-0.1
6/24/22 4:50 PM	1.8	6/24/22 4:50 PM	2.6	0	0.8
6/24/22 5:00 PM	5.7	6/24/22 5:00 PM	2.7	0	-3
6/24/22 5:10 PM	6.1	6/24/22 5:10 PM	3.1	0	-3
6/24/22 5:20 PM	1.1	6/24/22 5:20 PM	3.3	0	2.2
6/24/22 5:30 PM	2	6/24/22 5:30 PM	2.5	0	0.5
6/24/22 5:40 PM	2.3	6/24/22 5:40 PM	3.8	0	1.5
6/24/22 5:50 PM	3.2	6/24/22 5:50 PM	3.8	0	0.6
*****Particulate Threshold PM 10 15minute average = 100µg/m³ above background***					

960 Busti Ave.
Buffalo, New York 14213

Work Location Map

Date:	Friday, June 24, 2022
Site Name:	Pillgrim Village - Family Site #C915362

Legend	
UW	Dust monitor location (Upwind)
DW	Dust monitor location (Downwind)
	Work Location

BRYDGES ENGINEERING
IN ENVIRONMENT AND ENERGY, DPC

960 Busti Ave.
Buffalo, New York 14213

DAILY FIELD REPORT

Date:	Monday, June 27, 2022
Site Name:	Pilgrim Village-Family Site (915362)
Location:	1100 Michigan Ave., Buffalo
Contractor-Subcontrators:	Kulbacks - Empire Building Diagnostics (EBD)
Weather Conditions:	cloudy 70 Deg F Wind: W 9mph

Description of Work Performed:

Crew removing contaminated soil from the southeast corner of the site.

A total of trucks hauled the material to the landfill.

Dust monitors were set up. No indication of dust.

(Use attached sheet for additional work description)

Problems/Observations Noted:

Health and Safety Monitoring:
None

Contractor Work Force:	Kulbacks: 1 Superintendant 3 operators
Contractor Equipment:	Kulbacks: 2 excavators, 2 dozers, 1 skidsteer, 2 rollers
Attachments:	Daily Photolog, Air Monitoring Report, Work Location Map
Inspector's Name:	Jesse Zientek

BRYDGES ENGINEERING
IN ENVIRONMENT AND ENERGY, DPC

960 Busti Ave.
Buffalo, New York 14213

DAILY FIELD REPORT

Date:	Monday, June 27, 2022
Site Name:	Pilgrim Village-Family Site (915362)
Location:	1100 Michigan Ave., Buffalo

Description of Work Performed (cont):

Materials Import/Export

Imported Material:

Material			Loads		Amount (Tons)
			Total Stone Delivered (Tons)		0

Exported Material:

Material	Destination	Loads
Contaminated Soil	Tonawanda Landfill	36
	Total Material Hauled - Approx. (Tons)	**720**
	Total Material Hauled - Approx. (Tons)	**0**

Photo Log

Site: **Pilgrim Village-Family Site (915362)** **Date:** **Monday, June 27, 2022**

Excavating urban fill from southeast corner of Family Site

Excavating urban fill from southeast corner of Family Site

BRYDGES ENGINEERING
IN ENVIRONMENT AND ENERGY, DPC

Date: Monday, June 27, 2022

Site Name: Pilgrim Village-Family Site (915362)

Upwind Data		Downwind Data			Delta
Time	PM10 15min Average (µg/m³)	Time	PM10 15min Average (µg/m³)	VOC 15min Average (ppm)	PM10 15min Average (µg/m³)
6/27/2022 9:50		6/27/2022 8:00		0.0	0
6/27/2022 10:00	7.4	6/27/2022 8:10		0.0	-7.4
6/27/2022 10:10	9.9	6/27/2022 8:20	3.3	0.0	-6.6
6/27/2022 10:20	10.8	6/27/2022 8:30	13.5	0.0	2.7
6/27/2022 10:30	7.6	6/27/2022 8:40	14.1	0.0	6.5
6/27/2022 10:40	11.1	6/27/2022 8:50	4.6	0.0	-6.5
6/27/2022 10:50	10.5	6/27/2022 9:00	4.6	0.0	-5.9
6/27/2022 11:00	11	6/27/2022 9:10	4.3	0.0	-6.7
6/27/2022 11:10	22.7	6/27/2022 9:20	3.6	0.0	-19.1
6/27/2022 11:20	15.5	6/27/2022 9:30	3.3	0.0	-12.2
6/27/2022 11:30	49.4	6/27/2022 9:40	10.6	0.0	-38.8
6/27/2022 11:40	53.9	6/27/2022 9:50	14	0.0	-39.9
6/27/2022 11:50	36.4	6/27/2022 10:00	6.6	0.0	-29.8
6/27/2022 12:00	42.9	6/27/2022 10:10	5.7	0.0	-37.2
6/27/2022 12:10	35	6/27/2022 10:20	6.2	0.0	-28.8
6/27/2022 12:20	33.9	6/27/2022 10:30	4.6	0.0	-29.3
6/27/2022 12:30	43	6/27/2022 10:40	7.2	0.0	-35.8
6/27/2022 12:40	65.7	6/27/2022 10:50	6.8	0.0	-58.9
6/27/2022 12:50	48.6	6/27/2022 11:00	2.4	0.0	-46.2
6/27/2022 13:00	56.3	6/27/2022 11:10	6.1	0.0	-50.2
6/27/2022 13:10	43.6	6/27/2022 11:20	6.5	0.0	-37.1
6/27/2022 13:20	17.9	6/27/2022 11:30	5.8	0.0	-12.1
6/27/2022 13:30	31.7	6/27/2022 11:40	6.5	0.0	-25.2
6/27/2022 13:40	8.2	6/27/2022 11:50	4.9	0.0	-3.3
6/27/2022 13:50	10.3	6/27/2022 12:00	3.9	0.0	-6.4
6/27/2022 14:00	31	6/27/2022 12:10	14.7	0.0	-16.3
6/27/2022 14:10	15.6	6/27/2022 12:20	15.5	0.0	-0.1
6/27/2022 14:20	16.6	6/27/2022 12:30	2.7	0.0	-13.9
6/27/2022 14:30	17	6/27/2022 12:40	8.5	0.0	-8.5
6/27/2022 14:40	17.7	6/27/2022 12:50	3.6	0.0	-14.1
6/27/2022 14:50	15.1	6/27/2022 13:00	14.2	0.0	-0.9
6/28/2022 12:30	11.7	6/27/2022 13:10	12.5	0.0	0.8
6/28/2022 12:40	20	6/27/2022 13:20	6.9	0.0	-13.1
6/28/2022 12:50	17.7	6/27/2022 13:30	8.1	0.0	-9.6
6/28/2022 13:00	26.1	6/27/2022 13:40	14.2	0.0	-11.9
6/28/2022 13:10	32.8	6/27/2022 13:50	7.5	0.0	-25.3
6/28/2022 13:20	34	6/27/2022 14:00	8.7	0.0	-25.3
6/28/2022 13:30	26.7	6/27/2022 14:10	5.4	0.0	-21.3
6/28/2022 13:40	29.8	6/27/2022 14:20	6.4	0.0	-23.4
6/28/2022 13:50	68	6/27/2022 14:30	10.4	0.0	-57.6
6/28/2022 14:00	23.6	6/27/2022 14:40	5.7	0.0	-17.9
6/28/2022 14:10	19.5	6/27/2022 14:50	10.8	0.0	-8.7
6/28/2022 14:20	16.1	6/28/2022 14:20	10.4	0.0	-5.7
6/28/2022 14:30	20.9	6/28/2022 14:30	4.7	0.0	-16.2
6/28/2022 14:40	25.4	6/28/2022 14:40	3.6	0.0	-21.8
6/28/2022 14:50	38.7	6/28/2022 14:50			-38.7
					0

*****Particulate Threshold PM 10 15minute average = 100µg/m³ above background***

BRYDGES ENGINEERING
IN ENVIRONMENT AND ENERGY, DPC

Site Name: Pilgrim Village-Family Site (915362) **Date:** Monday, June 27, 2022

Work Location/Dust Monitor Location Map

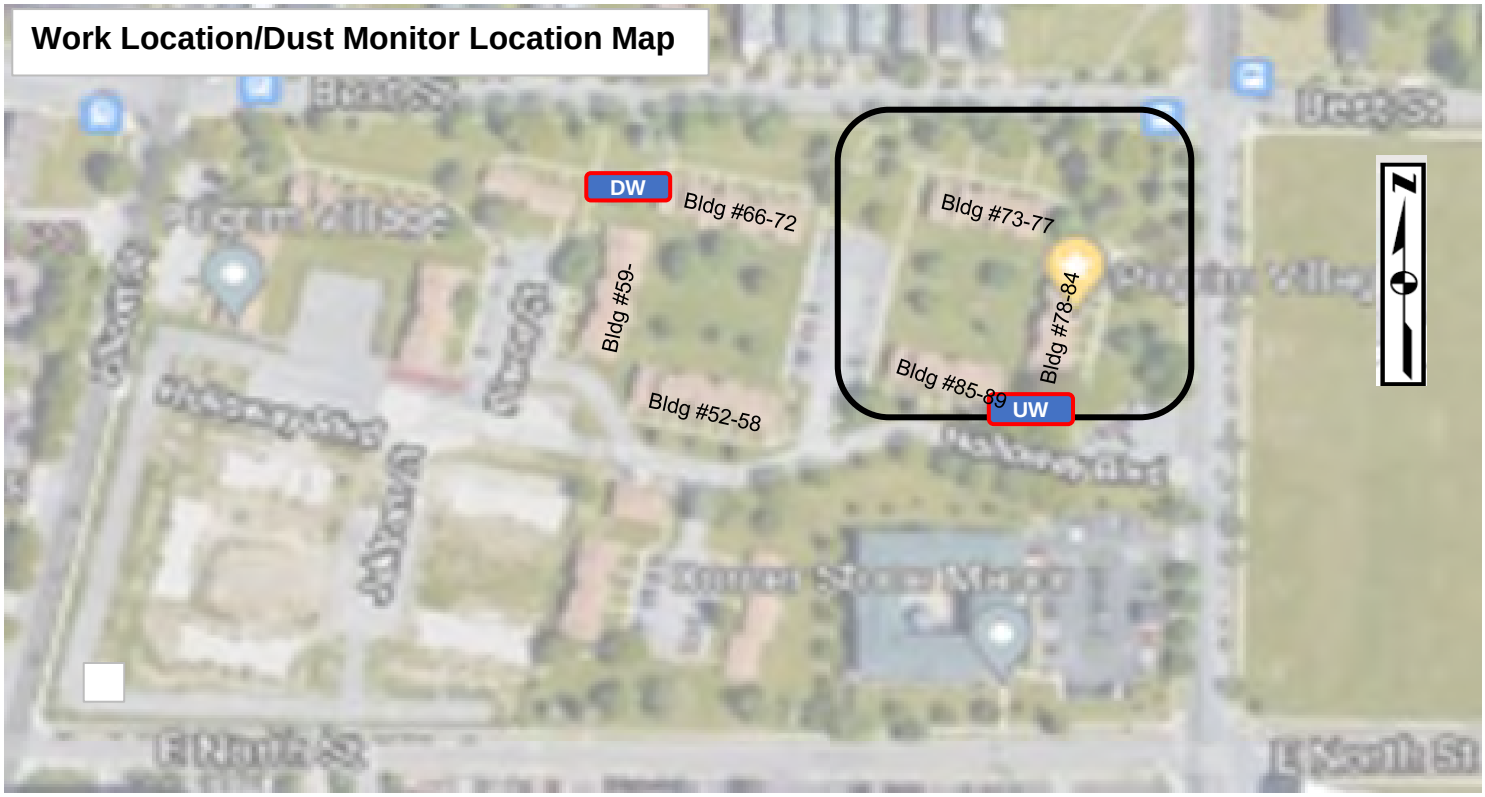

LEGEND

- UW — Dust Monitor Location (Upwind)
- DW — Dust Monitor Location (Downwind)
- Work Location

BRYDGES ENGINEERING
IN ENVIRONMENT AND ENERGY, DPC

960 Busti Ave.
Buffalo, New York 14213

DAILY FIELD REPORT

Date:	Tuesday, June 28, 2022
Site Name:	Pilgrim Village-Family Site (915362)
Location:	1100 Michigan Ave., Buffalo
Contractor-Subcontrators:	Kulbacks - Empire Building Diagnostics (EBD)
Weather Conditions:	cloudy 70 Deg F Wind: W 7mph

Description of Work Performed:

Crew removing contaminated soil from the southeast corner of the site.

A total of 40 trucks hauled the material to the landfill.

Samples B5-B8 were taken and sent to the lab.

Dust monitors were set up. No indication of dust.

(Use attached sheet for additional work description)

Problems/Observations Noted:

Health and Safety Monitoring:
None

Contractor Work Force:	Kulbacks: 1 Superintendant 3 operators
Contractor Equipment:	Kulbacks: 2 excavators, 2 dozers, 1 skidsteer, 2 rollers
Attachments:	Daily Photolog, Air Monitoring Report, Work Location Map
Inspector's Name:	Jesse Zientek

960 Busti Ave.
Buffalo, New York 14213

DAILY FIELD REPORT

Date:	Tuesday, June 28, 2022
Site Name:	Pilgrim Village-Family Site (915362)
Location:	1100 Michigan Ave., Buffalo

Description of Work Performed (cont):

Materials Import/Export

Imported Material:

Material			Loads		Amount (Tons)
			Total Stone Delivered (Tons)		0

Exported Material:

Material	Destination	Loads
Contaminated Soil	Tonawanda Landfill	**40**
	Total Material Hauled - Approx. (Tons)	**720**
	Total Material Hauled - Approx. (Tons)	**0**

Photo Log

Site: Pilgrim Village-Family Site (915362) **Date:** Tuesday, June 28, 2022

Material rolled with smooth drum after placing

urban fill being removed from family site

BRYDGES ENGINEERING
IN ENVIRONMENT AND ENERGY, DPC

Date: Tuesday, June 28, 2022

Site Name: Pilgrim Village-Family Site (915362)

Upwind Data		Downwind Data			Delta
Time	PM10 15min Average (µg/m³)	Time	PM10 15min Average (µg/m³)	VOC 15min Average (ppm)	PM10 15min Average (µg/m³)
6/27/2022 15:00	24	6/27/2022 15:00	13.9	0.0	-10.1
6/27/2022 15:10	25.9	6/27/2022 15:10	5.4	0.0	-20.5
6/27/2022 15:20	28.3	6/27/2022 15:20	12.5	0.0	-15.8
6/28/2022 7:50		6/28/2022 7:50		0.0	0
6/28/2022 8:00	17.5	6/28/2022 8:00	2.2	0.0	-15.3
6/28/2022 8:10	9.1	6/28/2022 8:10	2.3	0.0	-6.8
6/28/2022 8:20	10.9	6/28/2022 8:20	2	0.0	-8.9
6/28/2022 8:30	21	6/28/2022 8:30	2	0.0	-19
6/28/2022 8:40	69.2	6/28/2022 8:40	1.8	0.0	-67.4
6/28/2022 8:50	20.6	6/28/2022 8:50	6.8	0.0	-13.8
6/28/2022 9:00	19.5	6/28/2022 9:00	3.9	0.0	-15.6
6/28/2022 9:10	29.8	6/28/2022 9:10	2.3	0.0	-27.5
6/28/2022 9:20	7.9	6/28/2022 9:20	1.4	0.0	-6.5
6/28/2022 9:30	14.5	6/28/2022 9:30	4.1	0.0	-10.4
6/28/2022 9:40	14.3	6/28/2022 9:40	2.7	0.0	-11.6
6/28/2022 9:50	16.7	6/28/2022 9:50	2.3	0.0	-14.4
6/28/2022 10:00	19	6/28/2022 10:00	1.9	0.0	-17.1
6/28/2022 10:10	11	6/28/2022 10:10	2.6	0.0	-8.4
6/28/2022 10:20	13.7	6/28/2022 10:20	2.8	0.0	-10.9
6/28/2022 10:30	6	6/28/2022 10:30	3.2	0.0	-2.8
6/28/2022 10:40	6.5	6/28/2022 10:40	2.4	0.0	-4.1
6/28/2022 10:50	6.4	6/28/2022 10:50	2.4	0.0	-4
6/28/2022 11:00	16.4	6/28/2022 11:00	2.6	0.0	-13.8
6/28/2022 11:10	64.7	6/28/2022 11:10	2.5	0.0	-62.2
6/28/2022 11:20	41.8	6/28/2022 11:20	2.9	0.0	-38.9
6/28/2022 11:30	17.5	6/28/2022 11:30	2.7	0.0	-14.8
6/28/2022 11:40	29.8	6/28/2022 11:40	3.1	0.0	-26.7
6/28/2022 11:50	24.4	6/28/2022 11:50	3	0.0	-21.4
6/28/2022 12:00	31.9	6/28/2022 12:00	2.3	0.0	-29.6
6/28/2022 12:10	18.5	6/28/2022 12:10	6.8	0.0	-11.7
6/28/2022 12:20	13.9	6/28/2022 12:20	10.8	0.0	-3.1
6/28/2022 12:30	11.7	6/28/2022 12:30	5.5	0.0	-6.2
6/28/2022 12:40	20	6/28/2022 12:40	9.1	0.0	-10.9
6/28/2022 12:50	17.7	6/28/2022 12:50	9.5	0.0	-8.2
6/28/2022 13:00	26.1	6/28/2022 13:00	4.2	0.0	-21.9
6/28/2022 13:10	32.8	6/28/2022 13:10	4.6	0.0	-28.2
6/28/2022 13:20	34	6/28/2022 13:20	14.2	0.0	-19.8
6/28/2022 13:30	26.7	6/28/2022 13:30	6.9	0.0	-19.8
6/28/2022 13:40	29.8	6/28/2022 13:40	7.1	0.0	-22.7
6/28/2022 13:50	68	6/28/2022 13:50	7.1	0.0	-60.9
6/28/2022 14:00	23.6	6/28/2022 14:00	13.2	0.0	-10.4
6/28/2022 14:10	19.5	6/28/2022 14:10	11.5	0.0	-8
6/28/2022 14:20	16.1	6/28/2022 14:20	10.4	0.0	-5.7
6/28/2022 14:30	20.9	6/28/2022 14:30	4.7	0.0	-16.2
6/28/2022 14:40	25.4	6/28/2022 14:40	3.6	0.0	-21.8
6/28/2022 14:50	38.7	6/28/2022 14:50			-38.7
					0

*****Particulate Threshold PM 10 15minute average = 100µg/m³ above background***

BRYDGES ENGINEERING
IN ENVIRONMENT AND ENERGY, DPC

Site Name: Pilgrim Village-Family Site (915362) **Date:** Tuesday, June 28, 2022

LEGEND

- UW — Dust Monitor Location (Upwind)
- DW — Dust Monitor Location (Downwind)
- Work Location

960 Busti Ave.
Buffalo, New York 14213

Daily Field Report

Date:	Wednesday, June 29, 2022
Site Name:	Pillgrim Village - Family Site #C915362
Location:	1100 Michigan Ave Buffalo NY
Contractor/Sub-Contractor:	Kulbacks
Weather Conditions:	Sunny 70 ˚F S 9 mph
Description of Work Performed: No remediation work being done on site. Dust monitors were set up and runing throughout the day. No exceedances recorded.	
Problems/Observations	None.
Health and Saftey Concerns:	None.
Contractor Work Force:	Kulbacks - 1 supervisor 2 operators 1 laboroer Niagara P&M - 1 supervisor, 1 engineer, 3 laborers
Contractor Equipment	Kulbacks - 2 excavators 2 dozers, 1 roller 1 skidster United Rentals water truck
Attachments : Daily report, Photo Log, Air Monitoring Report, Work Location Map	
Inspectors Name	Sydney Deck

960 Busti Ave.
Buffalo, New York 14213

Daily Field Report Continued

Date:	Wednesday, June 29, 2022		
Site Name:	Pillgrim Village - Family Site #C915362		
Location:	1100 Michigan Ave Buffalo NY		
Work Performed Continued			
Imported Material		Loads:	Amount (Tons)
Exported Material	Destination	Loads:	Amount (Tons)
Total Material Hauled - Approx. (Tons)			0

BRYDGES ENGINEERING
IN ENVIRONMENT AND ENERGY, DPC

Date: Wednesday, June 29, 2022

Site Name: Pilgrim Village-Senior Site (915362)

Upwind Data		Downwind Data			Delta
Time	PM10 15min Average (µg/m³)	Time	PM10 15min Average (µg/m³)	VOC 15min Average (ppm)	PM10 15min Average (µg/m³)
6/29/2022 8:30		6/29/2022 8:30		0.0	0
6/29/2022 8:40	10	6/29/2022 8:40	3.5	0.0	-6.5
6/29/2022 8:50	5.5	6/29/2022 8:50	19	0.0	13.5
6/29/2022 9:00	8.3	6/29/2022 9:00	20.7	0.0	12.4
6/29/2022 9:10	12.1	6/29/2022 9:10	2.1	0.0	-10
6/29/2022 9:20	12.2	6/29/2022 9:20	17.6	0.0	5.4
6/29/2022 9:30	35.3	6/29/2022 9:30	3	0.0	-32.3
6/29/2022 9:40	28.3	6/29/2022 9:40	2	0.0	-26.3
6/29/2022 9:50	9.6	6/29/2022 9:50	43.4	0.0	33.8
6/29/2022 10:00	19.5	6/29/2022 10:00	31.2	0.0	11.7
6/29/2022 10:10	26.3	6/29/2022 10:10	10	0.0	-16.3
6/29/2022 10:20	18.5	6/29/2022 10:20	62.1	0.0	43.6
6/29/2022 10:30	7.3	6/29/2022 10:30	70.7	0.0	63.4
6/29/2022 10:40	4.1	6/29/2022 10:40	2.1	0.0	-2
6/29/2022 10:50	3.9	6/29/2022 10:50	1.5	0.0	-2.4
6/29/2022 11:00	11.8	6/29/2022 11:00	1.6	0.0	-10.2
6/29/2022 11:10	42.2	6/29/2022 11:10	2.1	0.0	-40.1
6/29/2022 11:20	21.3	6/29/2022 11:20	2.5	0.0	-18.8
6/29/2022 11:30	30.7	6/29/2022 11:30	2.5	0.0	-28.2
6/29/2022 11:40	32.1	6/29/2022 11:40	3	0.0	-29.1
6/29/2022 11:50	35.4	6/29/2022 11:50	13.7	0.0	-21.7
6/29/2022 12:00	66.7	6/29/2022 12:00	17.2	0.0	-49.5
6/29/2022 12:10	89.4	6/29/2022 12:10	5	0.0	-84.4
6/29/2022 12:20	55.9	6/29/2022 12:20	13.7	0.0	-42.2
6/29/2022 12:30	65.2	6/29/2022 12:30	22.8	0.0	-42.4
6/29/2022 12:40	41.6	6/29/2022 12:40	38.3	0.0	-3.3
6/29/2022 12:50	50.6	6/29/2022 12:50	7.9	0.0	-42.7
6/29/2022 13:00	17.3	6/29/2022 13:00	8.8	0.0	-8.5
6/29/2022 13:10	10.3	6/29/2022 13:10	4.8	0.0	-5.5
6/29/2022 13:20	5.6	6/29/2022 13:20	3.1	0.0	-2.5
6/29/2022 13:30	6.2	6/29/2022 13:30	3.5	0.0	-2.7
6/29/2022 13:40	5.4	6/29/2022 13:40	3.3	0.0	-2.1
6/29/2022 13:50	14.8	6/29/2022 13:50	2.9	0.0	-11.9
6/29/2022 14:00	27.7	6/29/2022 14:00	3.3	0.0	-24.4
6/29/2022 14:10	33.5	6/29/2022 14:10	41.4	0.0	7.9
6/29/2022 14:20	23.2	6/29/2022 14:20	52	0.0	28.8
6/29/2022 14:30	11.8	6/29/2022 14:30	1.9	0.0	-9.9
					0
					0
					0
					0
					0
					0
					0
					0
					0
					0

Particulate Threshold PM 10 15minute average = 100µg/m³ above background

960 Busti Ave.
Buffalo, New York 14213

Photo Log

Date:	Wednesday, June 29, 2022
Site Name:	Pillgrim Village - Family Site #C915362

Photo 1

No remediation work being done at this time.

960 Busti Ave.
Buffalo, New York 14213

Work Location Map

Date:	Wednesday, June 29, 2022
Site Name:	Pillgrim Village - Family Site #C915362

Legend	
UW	Dust monitor location (Upwind)
DW	Dust monitor location (Downwind)
	Work Location

960 Busti Ave.
Buffalo, New York 14213

Daily Field Report

Date:	Thursday, June 30, 2022
Site Name:	Pillgrim Village - Family Site #C915362
Location:	1100 Michigan Ave Buffalo NY
Contractor/Sub-Contractor:	Kulbacks
Weather Conditions:	Sunny 75 ˚F S 5 mph
Description of Work Performed: No remediation work being done on site. Dust monitors were set up and runing throughout the day. No exceedances recorded.	
Problems/Observations	None.
Health and Saftey Concerns:	None.
Contractor Work Force:	Kulbacks - 1 supervisor 2 operators 1 laboroer Niagara P&M - 1 supervisor, 1 engineer, 3 laborers
Contractor Equipment	Kulbacks - 2 excavators 2 dozers, 1 roller 1 skidster United Rentals water truck
Attachments : Daily report, Photo Log, Air Monitoring Report, Work Location Map	
Inspectors Name	Jesse Zientek

960 Busti Ave.
Buffalo, New York 14213

Daily Field Report Continued

Date:	Thursday, June 30, 2022		
Site Name:	Pillgrim Village - Family Site #C915362		
Location:	1100 Michigan Ave Buffalo NY		
Work Performed Continued			
Imported Material		Loads:	Amount (Tons)
Exported Material	Destination	Loads:	Amount (Tons)
Total Material Hauled - Approx. (Tons)			0

BRYDGES ENGINEERING
IN ENVIRONMENT AND ENERGY, DPC

Date: Thursday, June 30, 2022

Site Name: Pilgrim Village-Senior Site (915362)

Upwind Data		Downwind Data			Delta
Time	PM10 15min Average (µg/m³)	Time	PM10 15min Average (µg/m³)	VOC 15min Average (ppm)	PM10 15min Average (µg/m³)
6/30/2022 8:30		6/30/2022 8:40		0.0	0
6/30/2022 8:40	14.3	6/30/2022 8:50		0.0	-14.3
6/30/2022 8:50		6/30/2022 9:00	3.9	0.0	3.9
6/30/2022 9:00	40.5	6/30/2022 9:10	7.9	0.0	-32.6
6/30/2022 9:10	39.5	6/30/2022 9:20	4.4	0.0	-35.1
6/30/2022 9:20	18.7	6/30/2022 9:30	5	0.0	-13.7
6/30/2022 9:30	34.3	6/30/2022 9:40	6	0.0	-28.3
6/30/2022 9:40	40.2	6/30/2022 9:50	5.8	0.0	-34.4
6/30/2022 9:50	34.1	6/30/2022 10:00	4.6	0.0	-29.5
6/30/2022 10:00	17.1	6/30/2022 10:10	3.7	0.0	-13.4
6/30/2022 10:10	10.3	6/30/2022 10:20	3.1	0.0	-7.2
6/30/2022 10:20	7.5	6/30/2022 10:30	4.2	0.0	-3.3
6/30/2022 10:30	14.7	6/30/2022 10:40	3.6	0.0	-11.1
6/30/2022 10:40	24.5	6/30/2022 10:50	4	0.0	-20.5
6/30/2022 10:50	18.8	6/30/2022 11:00	3.2	0.0	-15.6
6/30/2022 11:00	24.1	6/30/2022 11:10	3.2	0.0	-20.9
6/30/2022 11:10	55.4	6/30/2022 11:20	6.1	0.0	-49.3
6/30/2022 11:20	157.7	6/30/2022 11:30	17.5	0.0	-140.2
6/30/2022 11:30	102.7	6/30/2022 11:40	13.7	0.0	-89
6/30/2022 11:40	14.5	6/30/2022 11:50	62.7	0.0	48.2
6/30/2022 11:50	39.8	6/30/2022 12:00	77.2	0.0	37.4
6/30/2022 12:00	51.3	6/30/2022 12:10	27	0.0	-24.3
6/30/2022 12:10	27.3	6/30/2022 12:20	20.7	0.0	-6.6
6/30/2022 12:20	14.4	6/30/2022 12:30	27.8	0.0	13.4
6/30/2022 12:30	18.5	6/30/2022 12:40	10.7	0.0	-7.8
6/30/2022 12:40	22.2	6/30/2022 12:50	2.7	0.0	-19.5
6/30/2022 12:50	37.7	6/30/2022 13:00	27.7	0.0	-10
6/30/2022 13:00	41.5	6/30/2022 13:10	18.6	0.0	-22.9
6/30/2022 13:10	19.8	6/30/2022 13:20	8.1	0.0	-11.7
6/30/2022 13:20	43.7	6/30/2022 13:30	3.5	0.0	-40.2
6/30/2022 13:30	36	6/30/2022 13:40	5.4	0.0	-30.6
6/30/2022 13:40	39.3	6/30/2022 13:50	5.8	0.0	-33.5
6/30/2022 13:50	36.4	6/30/2022 14:00	6.1	0.0	-30.3
6/30/2022 14:00	19.9	6/30/2022 14:10	9.4	0.0	-10.5
					0
					0
					0
					0
					0
					0
					0
					0
					0
					0
					0
					0
					0

Particulate Threshold PM 10 15minute average = 100µg/m³ above background

960 Busti Ave.
Buffalo, New York 14213

Photo Log

Date:	Thursday, June 30, 2022
Site Name:	Pillgrim Village - Family Site #C915362

Photo 1

No remediation work being done at this time.

BRYDGES ENGINEERING
IN ENVIRONMENT AND ENERGY, DPC

960 Busti Ave.
Buffalo, New York 14213

Work Location Map

Date:	Thursday, June 30, 2022
Site Name:	Pillgrim Village - Family Site #C915362

Legend	
UW	Dust monitor location (Upwind)
DW	Dust monitor location (Downwind)
	Work Location

960 Busti Ave.
Buffalo, New York 14213

Daily Field Report

Date:	Friday, July 1, 2022
Site Name:	Pillgrim Village - Family Site #C915362
Location:	1100 Michigan Ave Buffalo NY
Contractor/Sub-Contractor:	Kulbacks
Weather Conditions:	Sunny 75 ˚F S 10 mph

Description of Work Performed:

No remediation work being done on site.

Dust monitors were set up and runing throughout the day. No exceedances recorded.

Problems/Observations	None.
Health and Saftey Concerns:	None.
Contractor Work Force:	Kulbacks - 1 supervisor 2 operators 1 laboroer Niagara P&M - 1 supervisor, 1 engineer, 3 laborers
Contractor Equipment	Kulbacks - 2 excavators 2 dozers, 1 roller 1 skidster United Rentals water truck

Attachments : Daily report, Photo Log, Air Monitoring Report, Work Location Map

Inspectors Name	Jesse Zientek

960 Busti Ave.
Buffalo, New York 14213

Daily Field Report Continued

Date:	Friday, July 1, 2022		
Site Name:	Pillgrim Village - Family Site #C915362		
Location:	1100 Michigan Ave Buffalo NY		
Work Performed Continued			
Imported Material		Loads:	Amount (Tons)
Exported Material	Destination	Loads:	Amount (Tons)
Total Material Hauled - Approx. (Tons)			0

BRYDGES ENGINEERING
IN ENVIRONMENT AND ENERGY, DPC

Date: Friday, July 1, 2022

Site Name: Pilgrim Village-Senior Site (915362)

Upwind Data		Downwind Data			Delta
Time	PM10 15min Average (µg/m³)	Time	PM10 15min Average (µg/m³)	VOC 15min Average (ppm)	PM10 15min Average (µg/m³)
7/1/2022 8:00		7/1/2022 8:00		0.0	0
7/1/2022 8:10		7/1/2022 8:10		0.0	0
7/1/2022 8:20	8	7/1/2022 8:20	2.8	0.0	-5.2
7/1/2022 8:30	11.5	7/1/2022 8:30	3.3	0.0	-8.2
7/1/2022 8:40	14	7/1/2022 8:40	43.5	0.0	29.5
7/1/2022 8:50	11.2	7/1/2022 8:50	63.7	0.0	52.5
7/1/2022 9:00	15	7/1/2022 9:00	10.3	0.0	-4.7
7/1/2022 9:10	25.1	7/1/2022 9:10	74.7	0.0	49.6
7/1/2022 9:20	19.2	7/1/2022 9:20	16.6	0.0	-2.6
7/1/2022 9:30	18.4	7/1/2022 9:30	37.2	0.0	18.8
7/1/2022 9:40	23.2	7/1/2022 9:40	48.9	0.0	25.7
7/1/2022 9:50	23.5	7/1/2022 9:50	4.5	0.0	-19
7/1/2022 10:00	24.1	7/1/2022 10:00	4.1	0.0	-20
7/1/2022 10:10	22.1	7/1/2022 10:10	28	0.0	5.9
7/1/2022 10:20	15.2	7/1/2022 10:20	4.2	0.0	-11
7/1/2022 10:30	10.2	7/1/2022 10:30	3.8	0.0	-6.4
7/1/2022 10:40	7.6	7/1/2022 10:40	5.8	0.0	-1.8
7/1/2022 10:50	16.7	7/1/2022 10:50	8.6	0.0	-8.1
7/1/2022 11:00	25.2	7/1/2022 11:00	11.9	0.0	-13.3
7/1/2022 11:10	38.1	7/1/2022 11:10	7.7	0.0	-30.4
7/1/2022 11:20	29	7/1/2022 11:20	5.7	0.0	-23.3
7/1/2022 11:30	57.6	7/1/2022 11:30	10.3	0.0	-47.3
7/1/2022 11:40	39	7/1/2022 11:40	6	0.0	-33
7/1/2022 11:50	39	7/1/2022 11:50	8	0.0	-31
7/1/2022 12:00	34.7	7/1/2022 12:00	10.7	0.0	-24

Particulate Threshold PM 10 15minute average = 100µg/m³ above background

960 Busti Ave.
Buffalo, New York 14213

Photo Log

Date:	Friday, July 1, 2022
Site Name:	Pillgrim Village - Family Site #C915362

Photo 1

No remediation work being done at this time.

960 Busti Ave.
Buffalo, New York 14213

Work Location Map

Date:	Friday, July 1, 2022
Site Name:	Pillgrim Village - Family Site #C915362

Legend	
UW	Dust monitor location (Upwind)
DW	Dust monitor location (Downwind)
	Work Location

960 Busti Ave.
Buffalo, New York 14213

Daily Field Report

Date:	Thursday, July 7, 2022
Site Name:	Pillgrim Village - Family Site #C915363
Location:	1100 Michigan Ave Buffalo NY
Contractor/Sub-Contractor:	Kulbacks
Weather Conditions:	Cloudy 78 ˚F E 7 mph

Description of Work Performed:

Crew is working on backfilling the southeast corner of the family site with imported fill. Fill is being placed in lifts and compacted with a smooth drum roller.

Dust monitors were set up and runing throughout the day. One exceedance was record, see Air Data.

Problems/Observations	None.
Health and Saftey Concerns:	None.
Contractor Work Force:	Kulbacks - 1 supervisor 2 operators 1 laboroer Niagara P&M - 1 supervisor, 1 engineer, 3 laborers
Contractor Equipment	Kulbacks - 2 excavators 2 dozers, 1 roller 1 skidster United Rentals water truck

Attachments : Daily report, Photo Log, Air Monitoring Report, Work Location Map

Inspectors Name	Jesse Zientek

960 Busti Ave.
Buffalo, New York 14213

Daily Field Report Continued

Date:	Thursday, July 7, 2022		
Site Name:	Pillgrim Village - Family Site #C915363		
Location:	1100 Michigan Ave Buffalo NY		
Work Performed Continued			
Imported Material		Loads:	Amount (Tons)
Exported Material	Destination	Loads:	Amount (Tons)
Total Material Hauled - Approx. (Tons)			0

960 Busti Ave.
Buffalo, New York 14213

Photo Log

Date:	Thursday, July 7, 2022
Site Name:	Pillgrim Village - Family Site #C915363

Photos

Addressing dust control, work area after water truck went through

BRYDGES ENGINEERING
IN ENVIRONMENT AND ENERGY, DPC

Date: Thursday July 7, 2022

Site Name: Pilgrim Village

Upwind Data		Downwind Data			Delta
Time	PM10 15min Average (µg/m³)	Time	PM10 15min Average (µg/m³)	VOC 15min Average (ppm)	PM10 15min Average (µg/m³)
7/7/2022 8:10		7/7/2022 8:20	107.5		
7/7/2022 8:20	16.3	7/7/2022 8:30	98	0.0	81.7
7/7/2022 8:30	29.6	7/7/2022 8:40	13	0.0	-16.6
7/7/2022 8:40	22.5	7/7/2022 8:50	26.7	0.0	4.2
7/7/2022 8:50	11.7	7/7/2022 9:00	14.1	0.0	2.4
7/7/2022 9:00	10.1	7/7/2022 9:10	29.7	0.0	19.6
7/7/2022 9:10	11.5	7/7/2022 9:20	18.7	0.0	7.2
7/7/2022 9:20	11.9	7/7/2022 9:30	5.6	0.0	-6.3
7/7/2022 9:30	11.9	7/7/2022 9:40	5.1	0.0	-6.8
7/7/2022 9:40	14.1	7/7/2022 9:50	21	0.0	6.9
7/7/2022 9:50	14.9	7/7/2022 10:00	7.1	0.0	-7.8
7/7/2022 10:00	11.8	7/7/2022 10:10	24.5	0.0	12.7
7/7/2022 10:10	13.3	7/7/2022 10:20	9.5	0.0	-3.8
7/7/2022 10:20	14.8	7/7/2022 10:30	47.7	0.0	32.9
7/7/2022 10:30	9.7	7/7/2022 10:40	40.4	0.0	30.7
7/7/2022 10:40	7.1	7/7/2022 10:50	12.3	0.0	5.2
7/7/2022 10:50	8.2	7/7/2022 11:00	18.7	0.0	10.5
7/7/2022 11:00	7.1	7/7/2022 11:10	19.6	0.0	12.5
7/7/2022 11:10	7.8	7/7/2022 11:20	3.2	0.0	-4.6
7/7/2022 11:20	11.1	7/7/2022 11:30	14.8	0.0	3.7
7/7/2022 11:30	10.9	7/7/2022 11:40	7.5	0.0	-3.4
7/7/2022 11:40	37	7/7/2022 11:50	8.2	0.0	-28.8
7/7/2022 11:50	38.3	7/7/2022 12:00	7.9	0.0	-30.4
7/7/2022 12:00	90.6	7/7/2022 12:10	10.1	0.0	-80.5
7/7/2022 12:10	57.6	7/7/2022 12:20	3.7	0.0	-53.9
7/7/2022 12:20	24.4	7/7/2022 12:30	5.4	0.0	-19
7/7/2022 12:30	21.8	7/7/2022 12:40	2.9	0.0	-18.9
7/7/2022 12:40	9.4	7/7/2022 12:50	2.3	0.0	-7.1
7/7/2022 12:50	12.1	7/7/2022 13:00	2	0.0	-10.1
7/7/2022 13:00	13	7/7/2022 13:10	8.4	0.0	-4.6
7/7/2022 13:10	9.8	7/7/2022 13:20	2.4	0.0	-7.4
7/7/2022 13:20	9.5	7/7/2022 13:30	1.5	0.0	-8
7/7/2022 13:30	24.3	7/7/2022 13:40	18.3	0.0	-6
7/7/2022 13:40	12.5	7/7/2022 13:50	8.1	0.0	-4.4
7/7/2022 13:50	16.9	7/7/2022 14:00	1.6	0.0	-15.3
7/7/2022 14:00	44.6	7/7/2022 14:10	1.2	0.0	-43.4
7/7/2022 14:10	70.2	7/7/2022 14:20	8.7	0.0	-61.5
7/7/2022 14:20	65.2	7/7/2022 14:30	2.6	0.0	-62.6
7/7/2022 14:30	56	7/7/2022 14:40	1.6	0.0	-54.4
7/7/2022 14:40	12.7	7/6/2022 14:40	15.2		
7/7/2022 14:50	18.7				

*****Particulate Threshold PM 10 15minute average = 100µg/m³ above background***

960 Busti Ave.
Buffalo, New York 14213

Work Location Map

Date:	Thursday, July 7, 2022
Site Name:	Pillgrim Village - Family Site #C915363

Legend	
UW	Dust monitor location (Upwind)
DW	Dust monitor location (Downwind)
	Work Location

960 Busti Ave.
Buffalo, New York 14213

Daily Field Report

Date:	Thursday, July 7, 2022
Site Name:	Pillgrim Village - Family Site #C915363
Location:	1100 Michigan Ave Buffalo NY
Contractor/Sub-Contractor:	Kulbacks
Weather Conditions:	Cloudy 78 ˚F E 7 mph

Description of Work Performed:

Crew is working on backfilling the southeast corner of the family site with imported fill. Fill is being placed in lifts and compacted with a smooth drum roller.

Dust monitors were set up and runing throughout the day. No exceedances recorded.

Problems/Observations	None.
Health and Saftey Concerns:	None.
Contractor Work Force:	Kulbacks - 1 supervisor 2 operators 1 laboroer Niagara P&M - 1 supervisor, 1 engineer, 3 laborers
Contractor Equipment	Kulbacks - 2 excavators 2 dozers, 1 roller 1 skidster United Rentals water truck

Attachments : Daily report, Photo Log, Air Monitoring Report, Work Location Map

Inspectors Name	Jesse Zientek

960 Busti Ave.
Buffalo, New York 14213

Daily Field Report Continued

Date:	Thursday, July 7, 2022
Site Name:	Pillgrim Village - Family Site #C915363
Location:	1100 Michigan Ave Buffalo NY

Work Performed Continued

Imported Material		Loads:	Amount (Tons)
screening		30	634.89
Exported Material	Destination	Loads:	Amount (Tons)
Total Material Hauled - Approx. (Tons)			0

960 Busti Ave.
Buffalo, New York 14213

Photo Log

Date:	Thursday, July 7, 2022
Site Name:	Pillgrim Village - Family Site #C915363

Photos

Family southeast corner, clean fill in lifts

hauling clean fill to family site, southeast corner

BRYDGES ENGINEERING
IN ENVIRONMENT AND ENERGY, DPC

Date: Friday July 8, 2022

Site Name: Pilgrim Village

Upwind Data		Downwind Data			Delta
Time	PM10 15min Average (µg/m³)	Time	PM10 15min Average (µg/m³)	VOC 15min Average (ppm)	PM10 15min Average (µg/m³)
7/8/2022 8:10		7/8/2022 8:20	87.6		
7/8/2022 8:20	21.7	7/8/2022 8:30	68	0.0	46.3
7/8/2022 8:30	30.5	7/8/2022 8:40	12	0.0	-18.5
7/8/2022 8:40	18.4	7/8/2022 8:50	26.7	0.0	8.3
7/8/2022 8:50	11.7	7/8/2022 9:00	14.1	0.0	2.4
7/8/2022 9:00	16.4	7/8/2022 9:10	29.7	0.0	13.3
7/8/2022 9:10	14.7	7/8/2022 9:20	18.7	0.0	4
7/8/2022 9:20	6	7/8/2022 9:30	5.6	0.0	-0.4
7/8/2022 9:30	24.2	7/8/2022 9:40	5.1	0.0	-19.1
7/8/2022 9:40	33.6	7/8/2022 9:50	21	0.0	-12.6
7/8/2022 9:50	34.5	7/8/2022 10:00	7.1	0.0	-27.4
7/8/2022 10:00	38.7	7/8/2022 10:10	24.5	0.0	-14.2
7/8/2022 10:10	16.8	7/8/2022 10:20	9.5	0.0	-7.3
7/8/2022 10:20	15.7	7/8/2022 10:30	47.7	0.0	32
7/8/2022 10:30	18.4	7/8/2022 10:40	40.4	0.0	22
7/8/2022 10:40	6	7/8/2022 10:50	12.3	0.0	6.3
7/8/2022 10:50	6.6	7/8/2022 11:00	18.7	0.0	12.1
7/8/2022 11:00	10.8	7/8/2022 11:10	19.6	0.0	8.8
7/8/2022 11:10	21.1	7/8/2022 11:20	3.2	0.0	-17.9
7/8/2022 11:20	16.6	7/8/2022 11:30	14.8	0.0	-1.8
7/8/2022 11:30	29	7/8/2022 11:40	7.5	0.0	-21.5
7/8/2022 11:40	63.3	7/8/2022 11:50	8.2	0.0	-55.1
7/8/2022 11:50	93.2	7/8/2022 12:00	7.9	0.0	-85.3
7/8/2022 12:00	71.1	7/8/2022 12:10	10.1	0.0	-61
7/8/2022 12:10	38.7	7/8/2022 12:20	3.7	0.0	-35
7/8/2022 12:20	40.6	7/8/2022 12:30	5.4	0.0	-35.2
7/8/2022 12:30	20	7/8/2022 12:40	2.9	0.0	-17.1
7/8/2022 12:40	14.8	7/8/2022 12:50	2.3	0.0	-12.5
7/8/2022 12:50	81.7	7/8/2022 13:00	2	0.0	-79.7
7/8/2022 13:00	44.5	7/8/2022 13:10	8.4	0.0	-36.1
7/8/2022 13:10	49	7/8/2022 13:20	2.4	0.0	-46.6
7/8/2022 13:20	13.1	7/8/2022 13:30	1.5	0.0	-11.6
7/8/2022 13:30	17.4	7/8/2022 13:40	18.3	0.0	0.9
7/8/2022 13:40	55.8	7/8/2022 13:50	8.1	0.0	-47.7
7/8/2022 13:50	29.5	7/8/2022 14:00	1.6	0.0	-27.9
7/8/2022 14:00	38.7	7/8/2022 14:10	1.2	0.0	-37.5
7/8/2022 14:10	87.3	7/8/2022 14:20	8.7	0.0	-78.6
7/8/2022 14:20	65.2	7/8/2022 14:30	2.6	0.0	-62.6
7/8/2022 14:30	56	7/8/2022 14:40	1.6	0.0	-54.4
7/8/2022 14:40	12.7	7/8/2022 14:50	15.2		
7/8/2022 14:50	18.7				

*****Particulate Threshold PM 10 15minute average = 100µg/m³ above background***

960 Busti Ave.
Buffalo, New York 14213

Work Location Map

Date:	Thursday, July 7, 2022
Site Name:	Pillgrim Village - Family Site #C915363

Legend	
UW	Dust monitor location (Upwind)
DW	Dust monitor location (Downwind)
	Work Location

960 Busti Ave.
Buffalo, New York 14213

Daily Field Report

Date:	Monday, July 11, 2022
Site Name:	Pillgrim Village - Family Site #C915363
Location:	1100 Michigan Ave Buffalo NY
Contractor/Sub-Contractor:	Kulbacks
Weather Conditions:	Cloudy 65 ˚F S 7 mph

Description of Work Performed:

Crew is working on backfilling the southeast corner of the family site with imported fill. Fill is being placed in lifts and compacted with a smooth drum roller.

Dust monitors were set up and runing throughout the day. No exceedances recorded.

Problems/Observations	None.
Health and Saftey Concerns:	None.
Contractor Work Force:	Kulbacks - 1 supervisor 2 operators 1 laboroer Niagara P&M - 1 supervisor, 1 engineer, 3 laborers
Contractor Equipment	Kulbacks - 2 excavators 2 dozers, 1 roller 1 skidster United Rentals water truck

Attachments : Daily report, Photo Log, Air Monitoring Report, Work Location Map

Inspectors Name	Jesse Zientek

960 Busti Ave.
Buffalo, New York 14213

Daily Field Report Continued

Date:	Monday, July 11, 2022		
Site Name:	Pillgrim Village - Family Site #C915363		
Location:	1100 Michigan Ave Buffalo NY		
Work Performed Continued			
Imported Material		Loads:	Amount (Tons)
Exported Material	Destination	Loads:	Amount (Tons)
Total Material Hauled - Approx. (Tons)			0

960 Busti Ave.
Buffalo, New York 14213

Photo Log

Date:	Monday, July 11, 2022
Site Name:	Pillgrim Village - Family Site #C915363

Photos

Clean fill being placed in lifts, southeast corner

Compacting clean fill on southeast corner

BRYDGES ENGINEERING
IN ENVIRONMENT AND ENERGY, DPC

Date: Monday July 11, 2022

Site Name: Pilgrim Village

Upwind Data		Downwind Data			Delta
Time	PM10 15min Average (µg/m³)	Time	PM10 15min Average (µg/m³)	VOC 15min Average (ppm)	PM10 15min Average (µg/m³)
7/11/2022 8:10		7/11/2022 8:20	16.8		
7/11/2022 8:20	23.2	7/11/2022 8:30	32.1	0.0	8.9
7/11/2022 8:30	28.9	7/11/2022 8:40	12	0.0	-16.9
7/11/2022 8:40	18.2	7/11/2022 8:50	26.6	0.0	8.4
7/11/2022 8:50	21.1	7/11/2022 9:00	3.4	0.0	-17.7
7/11/2022 9:00	42.7	7/11/2022 9:10	3.4	0.0	-39.3
7/11/2022 9:10	64.2	7/11/2022 9:20	28.4	0.0	-35.8
7/11/2022 9:20	34.5	7/11/2022 9:30	38.9	0.0	4.4
7/11/2022 9:30	33.5	7/11/2022 9:40	22.4	0.0	-11.1
7/11/2022 9:40	33.4	7/11/2022 9:50	10.2	0.0	-23.2
7/11/2022 9:50	31.4	7/11/2022 10:00	24.7	0.0	-6.7
7/11/2022 10:00	53.6	7/11/2022 10:10	24.3	0.0	-29.3
7/11/2022 10:10	53.5	7/11/2022 10:20	13.3	0.0	-40.2
7/11/2022 10:20	38.1	7/11/2022 10:30	16.2	0.0	-21.9
7/11/2022 10:30	26.2	7/11/2022 10:40	22.8	0.0	-3.4
7/11/2022 10:40	14.2	7/11/2022 10:50	11.3	0.0	-2.9
7/11/2022 10:50	54.5	7/11/2022 11:00	7.6	0.0	-46.9
7/11/2022 11:00	59.9	7/11/2022 11:10	10.7	0.0	-49.2
7/11/2022 11:10	65.5	7/11/2022 11:20	11.3	0.0	-54.2
7/11/2022 11:20	22.8	7/11/2022 11:30	17	0.0	-5.8
7/11/2022 11:30	57.6	7/11/2022 11:40	15.7	0.0	-41.9
7/11/2022 11:40	67.1	7/11/2022 11:50	21	0.0	-46.1
7/11/2022 11:50	53.3	7/11/2022 12:00	47.5	0.0	-5.8
7/11/2022 12:00	17.9	7/11/2022 12:10	31.8	0.0	13.9
7/11/2022 12:10	17.6	7/11/2022 12:20	24.9	0.0	7.3
7/11/2022 12:20	56.9	7/11/2022 12:30	7.8	0.0	-49.1
7/11/2022 12:30	37.2	7/11/2022 12:40	7.7	0.0	-29.5
7/11/2022 12:40	53.4	7/11/2022 12:50	5.8	0.0	-47.6
7/11/2022 12:50	60.1	7/11/2022 13:00	38	0.0	-22.1
7/11/2022 13:00	73.4	7/11/2022 13:10	34.6	0.0	-38.8
7/11/2022 13:10	65.7	7/11/2022 13:20	41.4	0.0	-24.3
7/11/2022 13:20	34.4	7/11/2022 13:30	26.9	0.0	-7.5
7/11/2022 13:30	40.4	7/11/2022 13:40	40.5	0.0	0.1
7/11/2022 13:40	35.8	7/11/2022 13:50	34.1	0.0	-1.7
7/11/2022 13:50	43.5	7/11/2022 14:00	11.5	0.0	-32
7/11/2022 14:00	71.1	7/11/2022 14:10	4.5	0.0	-66.6
7/11/2022 14:10	32.4	7/11/2022 14:20	8.6	0.0	-23.8
7/11/2022 14:20	67.8	7/11/2022 14:30	7.9	0.0	-59.9
7/11/2022 14:30	75.5	7/11/2022 14:40	3.3	0.0	-72.2
7/11/2022 14:40	68.9	7/11/2022 14:50	2.8		

*****Particulate Threshold PM 10 15minute average = 100µg/m³ above background***

BRYDGES ENGINEERING
IN ENVIRONMENT AND ENERGY, DPC

960 Busti Ave.
Buffalo, New York 14213

Work Location Map

Date:	Monday, July 11, 2022
Site Name:	Pillgrim Village - Family Site #C915363

Legend	
UW	Dust monitor location (Upwind)
DW	Dust monitor location (Downwind)
	Work Location

960 Busti Ave.
Buffalo, New York 14213

Daily Field Report

Date:	Tuesday, July 12, 2022
Site Name:	Pillgrim Village - Family Site #C915362
Location:	1100 Michigan Ave Buffalo NY
Contractor/Sub-Contractor:	Kulbacks
Weather Conditions:	Sunny 81 ˚F NE 13 mph
Description of Work Performed: No remediation work being done on site. Dust monitors were set up and runing throughout the day. No exceedances recorded.	
Problems/Observations	None.
Health and Saftey Concerns:	None.
Contractor Work Force:	Kulbacks - 1 supervisor 2 operators 1 laboroer Niagara P&M - 1 supervisor, 1 engineer, 3 laborers
Contractor Equipment	Kulbacks - 2 excavators 2 dozers, 1 roller 1 skidster United Rentals water truck
Attachments : Daily report, Photo Log, Air Monitoring Report, Work Location Map	
Inspectors Name	Sydney Deck

960 Busti Ave.
Buffalo, New York 14213

Daily Field Report Continued

Date:	Tuesday, July 12, 2022		
Site Name:	Pillgrim Village - Family Site #C915362		
Location:	1100 Michigan Ave Buffalo NY		
Work Performed Continued			
Imported Material		Loads:	Amount (Tons)
Exported Material	Destination	Loads:	Amount (Tons)
Total Material Hauled - Approx. (Tons)			0

960 Busti Ave.
Buffalo, New York 14213

Photo Log

Date:	Tuesday, July 12, 2022
Site Name:	Pillgrim Village - Family Site #C915362

Photo 1

No remediation work being done at this time.

960 Busti Ave.
Buffalo, New York 14213

Community Air Monitoring Program Data

Date:	Tuesday, July 12, 2022				
Site Name:	Pillgrim Village - Family Site #C915362				
Upwind Data		Downwind Data			Delta
Time	PM 10 - 15 min AVG (µg/m³)	Time	PM 10 - 15 min AVG (µg/m³)	VOC	PM 10 - 15m AVG (µg/m³)
6/17/22 8:20 AM	34.6			0	-34.6
6/17/22 8:30 AM	38	6/17/22 8:30 AM	16.7	0	-21.3
6/17/22 8:40 AM	9.1	6/17/22 8:40 AM	98.8	0	89.7
6/17/22 8:50 AM	18.1	6/17/22 8:50 AM	32.4	0	14.3
6/17/22 9:00 AM	24.9	6/17/22 9:00 AM	15.8	0	-9.1
6/17/22 9:10 AM	30.4	6/17/22 9:10 AM	24.9	0	-5.5
6/17/22 9:20 AM	7.9	6/17/22 9:20 AM	34.2	0	26.3
6/17/22 9:30 AM	7	6/17/22 9:30 AM	25.4	0	18.4
6/17/22 9:40 AM	22.9	6/17/22 9:40 AM	24.8	0	1.9
6/17/22 9:50 AM	27	6/17/22 9:50 AM	20	0	-7
6/17/22 10:00 AM	10.4	6/17/22 10:00 AM	20.4	0	10
6/17/22 10:10 AM	12	6/17/22 10:10 AM	32.1	0	20.1
6/17/22 10:20 AM	14.5	6/17/22 10:20 AM	13.7	0	-0.8
6/17/22 10:30 AM	19.4	6/17/22 10:30 AM	18.1	0	-1.3
6/17/22 10:40 AM	16	6/17/22 10:40 AM	20.2	0	4.2
6/17/22 10:50 AM	12	6/17/22 10:50 AM	29.5	0	17.5
6/17/22 11:00 AM	12.1	6/17/22 11:00 AM	35.1	0	23
6/17/22 11:10 AM	9.8	6/17/22 11:10 AM	23.7	0	13.9
6/17/22 11:20 AM	11.5	6/17/22 11:20 AM	22.6	0	11.1
6/17/22 11:30 AM	9.2	6/17/22 11:30 AM	40.3	0	31.1
6/17/22 11:40 AM	9.5	6/17/22 11:40 AM	47.7	0	38.2
6/17/22 11:50 AM	7.7	6/17/22 11:50 AM	43.5	0	35.8
6/17/22 12:00 PM	5.3	6/17/22 12:00 PM	22.6	0	17.3
6/17/22 12:10 PM	9.5	6/17/22 12:10 PM	59.9	0	50.4
6/17/22 12:20 PM	13.8	6/17/22 12:20 PM	60	0	46.2
6/17/22 12:30 PM	19.7	6/17/22 12:30 PM	46.2	0	26.5
6/17/22 12:40 PM	11.1	6/17/22 12:40 PM	33.2	0	22.1
6/17/22 12:50 PM	21.6	6/17/22 12:50 PM	49.7	0	28.1
6/17/22 1:00 PM	58.8	6/17/22 1:00 PM	66.3	0	7.5
6/17/22 1:10 PM	54.7	6/17/22 1:10 PM	117.2	0	62.5
6/17/22 1:20 PM	24.3	6/17/22 1:20 PM	57.2	0	32.9
6/17/22 1:30 PM	50	6/17/22 1:30 PM	44	0	-6
6/17/22 1:40 PM	23	6/17/22 1:40 PM	91.9	0	68.9
6/17/22 1:50 PM	16.1	6/17/22 1:50 PM	83	0	66.9

*****Particulate Threshold PM 10 15minute average = 100µg/m³ above background***

BRYDGES ENGINEERING
IN ENVIRONMENT AND ENERGY, DPC

960 Busti Ave.
Buffalo, New York 14213

Work Location Map

Date:	Tuesday, July 12, 2022
Site Name:	Pillgrim Village - Family Site #C915362

Legend	
UW	Dust monitor location (Upwind)
DW	Dust monitor location (Downwind)
	Work Location

960 Busti Ave.
Buffalo, New York 14213

Daily Field Report

Date:	Monday, July 18, 2022
Site Name:	Pillgrim Village - Family Site #C915362
Location:	1100 Michigan Ave Buffalo NY
Contractor/Sub-Contractor:	Kulbacks
Weather Conditions:	Rain 75 ˚F SW 12 mph

Description of Work Performed:

No remediation work being done on site.

Dust monitors were set up and running throughout the day. No exceedances were detected throughout the day.

Problems/Observations	None.
Health and Saftey Concerns:	Kulbacks deployed water truck to help with dust.
Contractor Work Force:	Kulbacks - 1 supervisor 2 operators 1 laboroer Niagara P&M - 1 supervisor, 1 engineer, 3 laborers
Contractor Equipment	Kulbacks - 2 excavators 2 dozers, 1 roller 1 skidster United Rentals water truck

Attachments : Daily report, Photo Log, Air Monitoring Report, Work Location Map

Inspectors Name	Sydney Deck

960 Busti Ave.
Buffalo, New York 14213

Daily Field Report Continued

Date:	Monday, July 18, 2022		
Site Name:	Pillgrim Village - Family Site #C915362		
Location:	1100 Michigan Ave Buffalo NY		
Work Performed Continued			
Imported Material		Loads:	Amount (Tons)
Exported Material	Destination	Loads:	Amount (Tons)
Total Material Hauled - Approx. (Tons)			0

960 Busti Ave.
Buffalo, New York 14213

Photo Log

Date:	Monday, July 18, 2022
Site Name:	Pillgrim Village - Family Site #C915362

Photo 1

No remediation work being done at this time.

960 Busti Ave.
Buffalo, New York 14213

Community Air Monitoring Program Data

Date:	Monday, July 18, 2022
Site Name:	Pillgrim Village - Family Site #C915362

Upwind Data		Downwind Data			Delta
Time	PM 10 - 15 min AVG (µg/m³)	Time	PM 10 - 15 min AVG (µg/m³)	VOC	PM 10 - 15m AVG (µg/m³)
7/18/22 8:30 AM	0.2	7/18/22 8:30 AM	7.5	0	7.3
7/18/22 8:40 AM	3	7/18/22 8:40 AM	5.8	0	2.8
7/18/22 8:50 AM	7	7/18/22 8:50 AM	2.2	0	-4.8
7/18/22 9:00 AM	6.6	7/18/22 9:00 AM	1.2	0	-5.4
7/18/22 9:10 AM	6.2	7/18/22 9:10 AM	0.6	0	-5.6
7/18/22 9:20 AM	6.5	7/18/22 9:20 AM	0.4	0	-6.1
7/18/22 9:30 AM	6.2	7/18/22 9:30 AM	0.2	0	-6
7/18/22 9:40 AM	6.7	7/18/22 9:40 AM	0	0	-6.7
7/18/22 9:50 AM	7.4	7/18/22 9:50 AM	0.1	0	-7.3
7/18/22 10:00 AM	7.1	7/18/22 10:00 AM	0.1	0	-7
7/18/22 10:10 AM	6.8	7/18/22 10:10 AM	0.4	0	-6.4
7/18/22 10:20 AM	5.8	7/18/22 10:20 AM	39.6	0	33.8
7/18/22 10:30 AM	5.5	7/18/22 10:30 AM	50.5	0	45
7/18/22 10:40 AM	5.1	7/18/22 10:40 AM	0	0	-5.1
7/18/22 10:50 AM	5	7/18/22 10:50 AM	0	0	-5
7/18/22 11:00 AM	5.4	7/18/22 11:00 AM	0	0	-5.4
7/18/22 11:10 AM	5.2	7/18/22 11:10 AM	0	0	-5.2
7/18/22 11:20 AM	4.9	7/18/22 11:20 AM	0	0	-4.9
7/18/22 11:30 AM	5.6	7/18/22 11:30 AM	0	0	-5.6
7/18/22 11:40 AM	5.6	7/18/22 11:40 AM	0.1	0	-5.5
7/18/22 11:50 AM	5.7	7/18/22 11:50 AM	0.1	0	-5.6
7/18/22 12:00 PM	5.8	7/18/22 12:00 PM	0	0	-5.8
7/18/22 12:10 PM	5	7/18/22 12:10 PM	0	0	-5
7/18/22 12:20 PM	4.3	7/18/22 12:20 PM	4	0	-0.3
7/18/22 12:30 PM	4			0	-4
				0	0
				0	0
				0	0
				0	0
				0	0
				0	0
				0	0
				0	0
				0	0
				0	0
				0	0
				0	0
				0	0
				0	0
				0	0
				0	0
				0	0
				0	0
				0	0
				0	0
				0	0

*****Particulate Threshold PM 10 15minute average = 100µg/m³ above background***

BRYDGES ENGINEERING
IN ENVIRONMENT AND ENERGY, DPC

960 Busti Ave.
Buffalo, New York 14213

Work Location Map

Date:	Monday, July 18, 2022.
Site Name:	Pillgrim Village Family Site #C915362

Legend	
UW	Dust monitor location (Upwind)
DW	Dust monitor location (Downwind)
	Work Location

960 Busti Ave.
Buffalo, New York 14213

Daily Field Report

Date:	Tuesday, July 19, 2022
Site Name:	Pillgrim Village - Family Site #C915362
Location:	1100 Michigan Ave Buffalo NY
Contractor/Sub-Contractor:	Kulbacks
Weather Conditions:	Mostly Cloudy 82 ˚F SW 17 mph

Description of Work Performed:

No remediation work being done on site.

Dust monitors were set up and runing throughout the day. Exceedances recorded from 10AM to 11AM.

Problems/Observations	None.
Health and Saftey Concerns:	PM exceedances occurred due to change in construction location. Contractors moved location of concrete pour closer to the monitor location resulting in high PM.
Contractor Work Force:	Kulbacks - 1 supervisor 2 operators 1 laboroer Niagara P&M - 1 supervisor, 1 engineer, 3 laborers
Contractor Equipment	Kulbacks - 2 excavators 2 dozers, 1 roller 1 skidster United Rentals water truck

Attachments : Daily report, Photo Log, Air Monitoring Report, Work Location Map

Inspectors Name	Sydney Deck

960 Busti Ave.
Buffalo, New York 14213

Daily Field Report Continued

Date:	Tuesday, July 19, 2022		
Site Name:	Pillgrim Village - Family Site #C915362		
Location:	1100 Michigan Ave Buffalo NY		
Work Performed Continued			
Imported Material		Loads:	Amount (Tons)
Exported Material	Destination	Loads:	Amount (Tons)
Total Material Hauled - Approx. (Tons)			0

960 Busti Ave.
Buffalo, New York 14213

Photo Log

Date:	Tuesday, July 19, 2022
Site Name:	Pillgrim Village - Family Site #C915362

Photo 1

No remediation work being done at this time.

960 Busti Ave.
Buffalo, New York 14213

Community Air Monitoring Program Data

Date:	Tuesday, July 19, 2022				
Site Name:	Pillgrim Village - Family Site #C915362				
Upwind Data		Downwind Data			Delta
Time	PM 10 - 15 min AVG (µg/m³)	Time	PM 10 - 15 min AVG (µg/m³)	VOC	PM 10 - 15m AVG (µg/m³)
7/19/22 8:00 AM	8.9	7/19/22 8:00 AM	9.1	0	0.2
7/19/22 8:10 AM	9	7/19/22 8:10 AM	33.7	0	24.7
7/19/22 8:20 AM	8	7/19/22 8:20 AM	4.8	0	-3.2
7/19/22 8:30 AM	7.3	7/19/22 8:30 AM	0	0	-7.3
7/19/22 8:40 AM	7.2	7/19/22 8:40 AM	13.4	0	6.2
7/19/22 8:50 AM	6.4	7/19/22 8:50 AM	0.3	0	-6.1
7/19/22 9:00 AM	10.7	7/19/22 9:00 AM	0	0	-10.7
7/19/22 9:10 AM	11.1	7/19/22 9:10 AM	0	0	-11.1
7/19/22 9:20 AM	8	7/19/22 9:20 AM	0	0	-8
7/19/22 9:30 AM	11.7	7/19/22 9:30 AM	0	0	-11.7
7/19/22 9:40 AM	12.8	7/19/22 9:40 AM	0	0	-12.8
7/19/22 9:50 AM	12.4	7/19/22 9:50 AM	0	0	-12.4
7/19/22 10:00 AM	8.4	7/19/22 10:00 AM	2155.5	0	2147.1
7/19/22 10:10 AM	10	7/19/22 10:10 AM	5593.5	0	5583.5
7/19/22 10:20 AM	8.5	7/19/22 10:20 AM	5188.7	0	5180.2
7/19/22 10:30 AM	9.2	7/19/22 10:30 AM	3611.5	0	3602.3
7/19/22 10:40 AM	9.4	7/19/22 10:40 AM	1926.6	0	1917.2
7/19/22 10:50 AM	7.2	7/19/22 10:50 AM	148.8	0	141.6
7/19/22 11:00 AM	8.5	7/19/22 11:00 AM	6.2	0	-2.3
7/19/22 11:10 AM	12.3	7/19/22 11:10 AM	4.7	0	-7.6
7/19/22 11:20 AM	10.6	7/19/22 11:20 AM	0.4	0	-10.2
7/19/22 11:30 AM	10.2	7/19/22 11:30 AM	0.7	0	-9.5
7/19/22 11:40 AM	10.4	7/19/22 11:40 AM	0.2	0	-10.2
7/19/22 11:50 AM	10.8	7/19/22 11:50 AM	0.4	0	-10.4
7/19/22 12:00 PM	13	7/19/22 12:00 PM	0.3	0	-12.7
7/19/22 12:10 PM	12.5	7/19/22 12:10 PM	0.3	0	-12.2
7/19/22 12:20 PM	9.3	7/19/22 12:20 PM	0.3	0	-9
7/19/22 12:30 PM	22	7/19/22 12:30 PM	0.1	0	-21.9
7/19/22 12:40 PM	18.3	7/19/22 12:40 PM	0.1	0	-18.2
7/19/22 12:50 PM	17.4	7/19/22 12:50 PM	0.4	0	-17
7/19/22 1:00 PM	15.3	7/19/22 1:00 PM	0.6	0	-14.7
7/19/22 1:10 PM	19.9	7/19/22 1:10 PM	0.6	0	-19.3
7/19/22 1:20 PM	18.9	7/19/22 1:20 PM	0	0	-18.9
7/19/22 1:30 PM	20.3	7/19/22 1:30 PM	0	0	-20.3
7/19/22 1:40 PM	19.3	7/19/22 1:40 PM	0.2	0	-19.1
7/19/22 1:50 PM	14.5	7/19/22 1:50 PM	0	0	-14.5
7/19/22 2:00 PM	13.9	7/19/22 2:00 PM	0.1	0	-13.8
7/19/22 2:10 PM	20	7/19/22 2:10 PM	0	0	-20
7/19/22 2:20 PM	14.8	7/19/22 2:20 PM	0	0	-14.8
7/19/22 2:30 PM	14.7	7/19/22 2:30 PM	0.2	0	-14.5
7/19/22 2:40 PM	17.3	7/19/22 2:40 PM	0.1	0	-17.2
7/19/22 2:50 PM	18.3			0	-18.3
7/19/22 3:00 PM	20.8			0	-20.8
7/19/22 3:10 PM	21.4			0	-21.4
7/19/22 3:20 PM	14.9			0	-14.9
7/19/22 3:30 PM	10.8			0	-10.8
7/19/22 3:40 PM	13.9			0	-13.9
				0	0
				0	0

*****Particulate Threshold PM 10 15minute average = 100µg/m³ above background***

BRYDGES ENGINEERING
IN ENVIRONMENT AND ENERGY, DPC

960 Busti Ave.
Buffalo, New York 14213

Work Location Map

Date:	Tuesday, July 19, 2022.
Site Name:	Pilgrim Village Family Site #C915362.

Legend	
UW	Dust monitor location (Upwind)
DW	Dust monitor location (Downwind)
	Work Location

960 Busti Ave.
Buffalo, New York 14213

Daily Field Report

Date:	Wednesday, July 20, 2022
Site Name:	Pillgrim Village - Family Site #C915363
Location:	1100 Michigan Ave Buffalo NY
Contractor/Sub-Contractor:	Kulbacks
Weather Conditions:	sunny 85 ˚F SW 14 mph

Description of Work Performed:

Crew is working on backfilling the southeast corner of the family site with imported fill. Fill is being placed in lifts and compacted with a smooth drum roller.

Dust monitors were set up and runing throughout the day. No exceedances recorded.

Problems/Observations	None.
Health and Saftey Concerns:	None.
Contractor Work Force:	Kulbacks - 1 supervisor 2 operators 1 laboroer Niagara P&M - 1 supervisor, 1 engineer, 3 laborers
Contractor Equipment	Kulbacks - 2 excavators 2 dozers, 1 roller 1 skidster United Rentals water truck

Attachments : Daily report, Photo Log, Air Monitoring Report, Work Location Map

Inspectors Name	Jesse Zientek

960 Busti Ave.
Buffalo, New York 14213

Daily Field Report Continued

Date:	Wednesday, July 20, 2022		
Site Name:	Pillgrim Village - Family Site #C915363		
Location:	1100 Michigan Ave Buffalo NY		
Work Performed Continued			
Imported Material		Loads:	Amount (Tons)
Exported Material	Destination	Loads:	Amount (Tons)
Total Material Hauled - Approx. (Tons)			0

960 Busti Ave.
Buffalo, New York 14213

Photo Log

Date:	Wednesday, July 20, 2022
Site Name:	Pillgrim Village - Family Site #C915363

Photo 1

Clean fill placed on southern boundary

Dozer moving clean fill on southern boundary

BRYDGES ENGINEERING
IN ENVIRONMENT AND ENERGY, DPC

Date: wednesday July 20, 2022

Site Name: Pilgrim Village

Upwind Data		Downwind Data			Delta
Time	PM10 15min Average (µg/m³)	Time	PM10 15min Average (µg/m³)	VOC 15min Average (ppm)	PM10 15min Average (µg/m³)
7/20/2022 8:40		7/20/2022 8:40			
7/20/2022 8:50		7/20/2022 8:50	32.2	0.0	32.2
7/20/2022 9:00	0.8	7/20/2022 9:00	21.5	0.0	20.7
7/20/2022 9:10	0	7/20/2022 9:10	24.6	0.0	24.6
7/20/2022 9:20	0.1	7/20/2022 9:20	21.9	0.0	21.8
7/20/2022 9:30	0.6	7/20/2022 9:30	17	0.0	16.4
7/20/2022 9:40	1.9	7/20/2022 9:40	26.2	0.0	24.3
7/20/2022 9:50	2.3	7/20/2022 9:50	22.5	0.0	20.2
7/20/2022 10:00	0.8	7/20/2022 10:00	21.3	0.0	20.5
7/20/2022 10:10	0.2	7/20/2022 10:10	30.7	0.0	30.5
7/20/2022 10:20	0.4	7/20/2022 10:20	33.9	0.0	33.5
7/20/2022 10:30	0.2	7/20/2022 10:30	19.6	0.0	19.4
7/20/2022 10:40	0.3	7/20/2022 10:40	17.8	0.0	17.5
7/20/2022 10:50	0.5	7/20/2022 10:50	13.6	0.0	13.1
7/20/2022 11:00	0.2	7/20/2022 11:00	22.7	0.0	22.5
7/20/2022 11:10	0.2	7/20/2022 11:10	25	0.0	24.8
7/20/2022 11:20	0.2	7/20/2022 11:20	30.8	0.0	30.6
7/20/2022 11:30	0.5	7/20/2022 11:30	20.6	0.0	20.1
7/20/2022 11:40	0.9	7/20/2022 11:40	13.1	0.0	12.2
7/20/2022 11:50	0.1	7/20/2022 11:50	14.2	0.0	14.1
7/20/2022 12:00	1.2	7/20/2022 12:00	20.4	0.0	19.2
7/20/2022 12:10	0.2	7/20/2022 12:10	32.9	0.0	32.7
7/20/2022 12:20	0.1	7/20/2022 12:20	15.9	0.0	15.8
7/20/2022 12:30	0.1	7/20/2022 12:30	18.7	0.0	18.6
7/20/2022 12:40	0.1	7/20/2022 12:40	14	0.0	13.9
7/20/2022 12:50	0.2	7/20/2022 12:50	12.4	0.0	12.2
7/20/2022 13:00	0.2	7/20/2022 13:00	10.1	0.0	9.9
7/20/2022 13:10	0.2	7/20/2022 13:10	21.6	0.0	21.4
7/20/2022 13:20	0.3	7/20/2022 13:20	17	0.0	16.7
7/20/2022 13:30	0	7/20/2022 13:30	18.2	0.0	18.2
7/20/2022 13:40	0	7/20/2022 13:40	11.5	0.0	11.5
7/11/2022 13:20	34.4	7/11/2022 13:30	26.9	0.0	-7.5
7/11/2022 13:30	40.4	7/11/2022 13:40	40.5	0.0	0.1
7/11/2022 13:40	35.8	7/11/2022 13:50	34.1	0.0	-1.7
7/11/2022 13:50	43.5	7/11/2022 14:00	11.5	0.0	-32
7/11/2022 14:00	71.1	7/11/2022 14:10	4.5	0.0	-66.6
7/11/2022 14:10	32.4	7/11/2022 14:20	8.6	0.0	-23.8
7/11/2022 14:20	67.8	7/11/2022 14:30	7.9	0.0	-59.9
7/11/2022 14:30	75.5	7/11/2022 14:40	3.3	0.0	-72.2
7/11/2022 14:40	68.9	7/11/2022 14:50	2.8		

*****Particulate Threshold PM 10 15minute average = 100µg/m³ above background***

960 Busti Ave.

Buffalo, New York 14213

Work Location Map

Date:	Wednesday, July 20, 2022
Site Name:	Pillgrim Village - Family Site #C915363

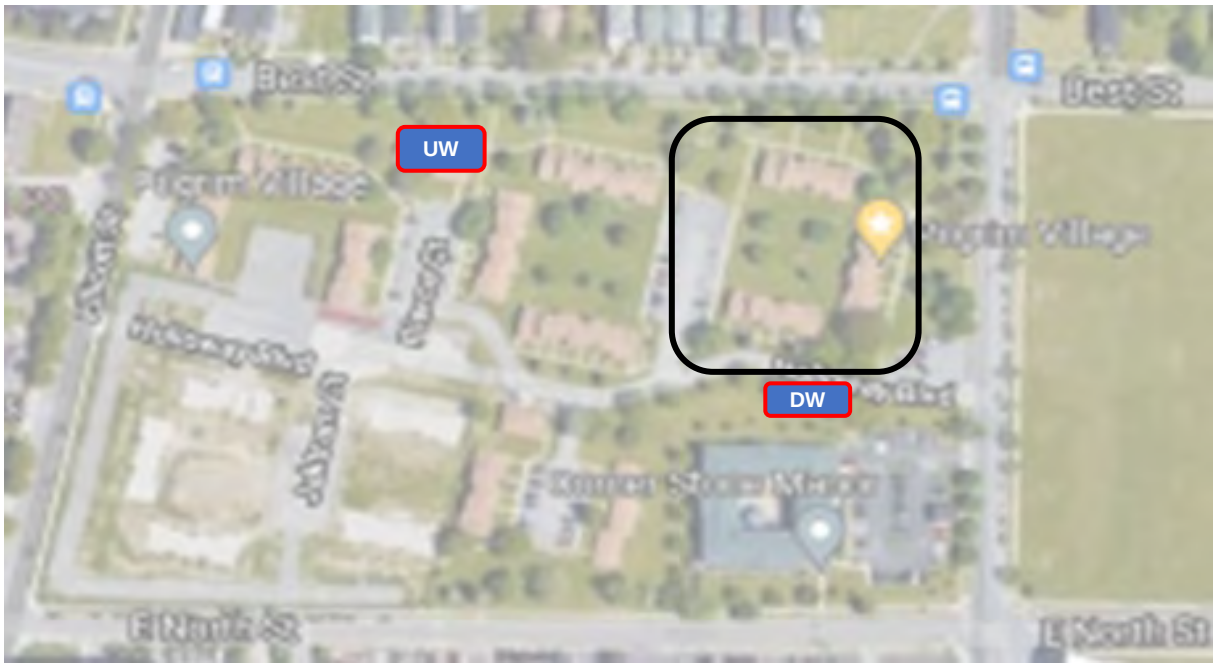

Legend	
UW	Dust monitor location (Upwind)
DW	Dust monitor location (Downwind)
	Work Location

960 Busti Ave.
Buffalo, New York 14213

Daily Field Report

Date:	Thursday, July 21, 2022
Site Name:	Pillgrim Village - Family Site #C915363
Location:	1100 Michigan Ave Buffalo NY
Contractor/Sub-Contractor:	Kulbacks
Weather Conditions:	sunny 75 ˚F SW 20 mph
Description of Work Performed: No remediation work being performed Dust monitors were set up and runing throughout the day. No exceedances recorded.	
Problems/Observations	None.
Health and Saftey Concerns:	None.
Contractor Work Force:	Kulbacks - 1 supervisor 2 operators 1 laboroer Niagara P&M - 1 supervisor, 1 engineer, 3 laborers
Contractor Equipment	Kulbacks - 2 excavators 2 dozers, 1 roller 1 skidster United Rentals water truck
Attachments : Daily report, Photo Log, Air Monitoring Report, Work Location Map	
Inspectors Name	Jesse Zientek

960 Busti Ave.
Buffalo, New York 14213

Daily Field Report Continued

Date:	Thursday, July 21, 2022		
Site Name:	Pillgrim Village - Family Site #C915363		
Location:	1100 Michigan Ave Buffalo NY		
Work Performed Continued			
Imported Material		Loads:	Amount (Tons)
Exported Material	Destination	Loads:	Amount (Tons)
Total Material Hauled - Approx. (Tons)			0

960 Busti Ave.
Buffalo, New York 14213

Photo Log

Date:	Thursday, July 21, 2022
Site Name:	Pillgrim Village - Family Site #C915363

Photo 1

BRYDGES ENGINEERING
IN ENVIRONMENT AND ENERGY, DPC

Date: Thursday July 21, 2022

Site Name: Pilgrim Village

Upwind Data		Downwind Data			Delta
Time	PM10 15min Average (µg/m³)	Time	PM10 15min Average (µg/m³)	VOC 15min Average (ppm)	PM10 15min Average (µg/m³)
7/21/2022 8:20		7/21/2022 8:30			
7/21/2022 8:30		7/21/2022 8:40	0	0.0	0
7/21/2022 8:40	3.4	7/21/2022 8:50	0	0.0	-3.4
7/21/2022 8:50	9.2	7/21/2022 9:00	0	0.0	-9.2
7/21/2022 9:00	12.9	7/21/2022 9:10	0	0.0	-12.9
7/21/2022 9:10	11.5	7/21/2022 9:20	0	0.0	-11.5
7/21/2022 9:20	12.9	7/21/2022 9:30	0	0.0	-12.9
7/21/2022 9:30	13.2	7/21/2022 9:40	0	0.0	-13.2
7/21/2022 9:40	13.4	7/21/2022 9:50	0	0.0	-13.4
7/21/2022 9:50	13.2	7/21/2022 10:00	0	0.0	-13.2
7/21/2022 10:00	14.2	7/21/2022 10:10	0	0.0	-14.2
7/21/2022 10:10	15.2	7/21/2022 10:20	0	0.0	-15.2
7/21/2022 10:20	14.4	7/21/2022 10:30	0	0.0	-14.4
7/21/2022 10:30	14.6	7/21/2022 10:40	0	0.0	-14.6
7/21/2022 10:40	12.6	7/21/2022 10:50	0.1	0.0	-12.5
7/21/2022 10:50	12.1	7/21/2022 11:00	0.1	0.0	-12
7/21/2022 11:00	12.2	7/21/2022 11:10	0	0.0	-12.2
7/21/2022 11:10	12	7/21/2022 11:20	0	0.0	-12
7/21/2022 11:20	62.3	7/21/2022 11:30	0	0.0	-62.3
7/21/2022 11:30	38.2	7/21/2022 11:40	0.7	0.0	-37.5
7/21/2022 11:40	36.3	7/21/2022 11:50	0.3	0.0	-36
7/21/2022 11:50	25.7	7/21/2022 12:00	0.4	0.0	-25.3
7/21/2022 12:00	24.7	7/21/2022 12:10	0.1	0.0	-24.6
7/21/2022 12:10	17.4	7/21/2022 12:20	0.1	0.0	-17.3
7/21/2022 12:20	14.1	7/21/2022 12:30	0	0.0	-14.1
7/21/2022 12:30	12.1	7/21/2022 12:40	0	0.0	-12.1
7/21/2022 12:40	34.9	7/21/2022 12:50	0.1	0.0	-34.8
7/21/2022 12:50	41.9	7/21/2022 13:00	0.2	0.0	-41.7
7/21/2022 13:00	62.8	7/21/2022 13:10	0	0.0	-62.8
7/21/2022 13:10	74.3	7/21/2022 13:20	0.1	0.0	-74.2
7/21/2022 13:20	79.1	7/21/2022 13:30	0	0.0	-79.1
7/21/2022 13:30	62.9	7/21/2022 13:40	0.2	0.0	-62.7
7/21/2022 13:40	62.4	7/21/2022 13:50	0.1	0.0	-62.3
7/21/2022 13:50	43.8	7/21/2022 14:00	0.6	0.0	-43.2
7/21/2022 14:00	91.6	7/21/2022 14:10	0.4	0.0	-91.2
7/21/2022 14:10	50.7	7/21/2022 14:20	0.3	0.0	-50.4
7/21/2022 14:20	49.2	7/21/2022 14:30	1.2	0.0	-48
7/21/2022 14:30	63.5	7/21/2022 14:40	1.3	0.0	-62.2
7/21/2022 14:40	74.3	7/21/2022 14:50	0.8	0.0	-73.5
7/21/2022 14:50	32.2	7/11/2022 14:50	2.8		

*****Particulate Threshold PM 10 15minute average = 100µg/m³ above background***

960 Busti Ave.

Buffalo, New York 14213

Work Location Map

Date:	Thursday, July 21, 2022
Site Name:	Pillgrim Village - Family Site #C915363

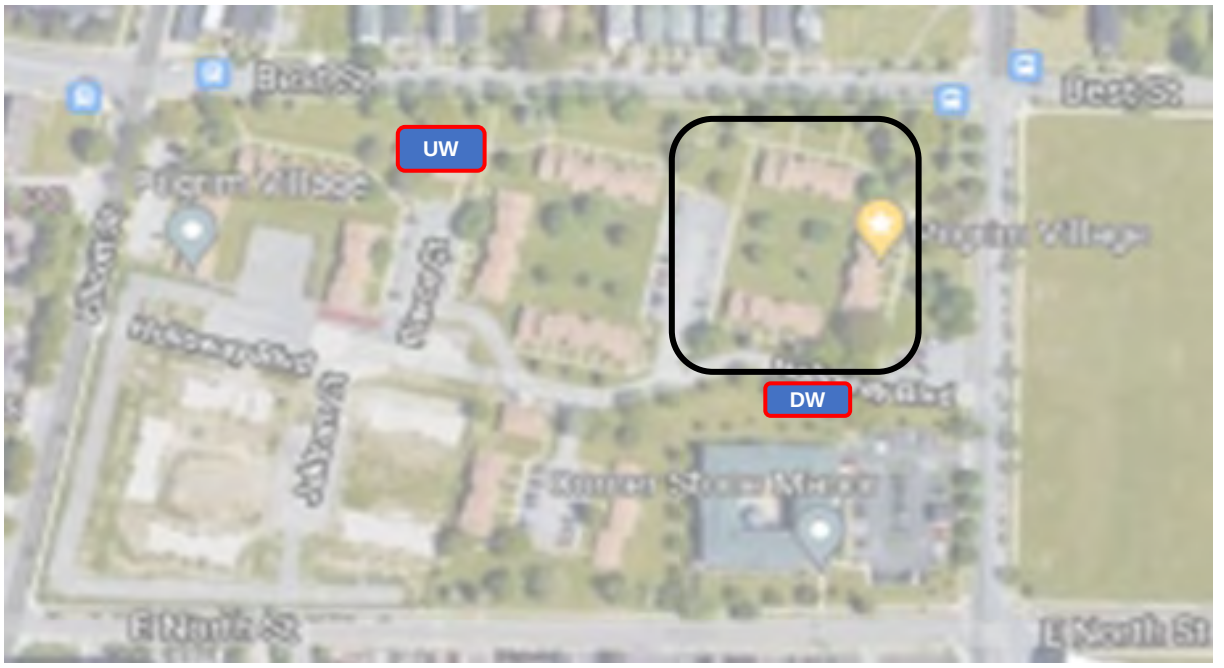

Legend	
UW	Dust monitor location (Upwind)
DW	Dust monitor location (Downwind)
	Work Location

960 Busti Ave.
Buffalo, New York 14213

Daily Field Report

Date:	Friday, July 22, 2022
Site Name:	Pillgrim Village - Family Site #C915362
Location:	1100 Michigan Ave Buffalo NY
Contractor/Sub-Contractor:	Kulbacks
Weather Conditions:	Mostly Cloudy 81 ˚F SW 13 mph

Description of Work Performed:

Hauling contaiminated soil off site to the Tonowanda Landfill.

Dust monitors were set up and runing throughout the day. No exceedances recorded.

Problems/Observations	None.
Health and Saftey Concerns:	PM exceedances occurred due to change in construction location. Contractors moved location of concrete pour closer to the monitor location resulting in high PM.
Contractor Work Force:	Kulbacks - 1 supervisor 2 operators 1 laboroer Niagara P&M - 1 supervisor, 1 engineer, 3 laborers
Contractor Equipment	Kulbacks - 2 excavators 2 dozers, 1 roller 1 skidster United Rentals water truck

Attachments : Daily report, Photo Log, Air Monitoring Report, Work Location Map

Inspectors Name	Sydney Deck

960 Busti Ave.
Buffalo, New York 14213

Daily Field Report Continued

Date:	Friday, July 22, 2022		
Site Name:	Pillgrim Village - Family Site #C915362		
Location:	1100 Michigan Ave Buffalo NY		
Work Performed Continued			
Imported Material		Loads:	Amount (Tons)
Exported Material	Destination	Loads:	Amount (Tons)
Contaiminated Soil	Tonawanda Landfill	42	844.2
Total Material Hauled - Approx. (Tons)			844.2

960 Busti Ave.
Buffalo, New York 14213

Photo Log

Date:	Friday, July 22, 2022
Site Name:	Pillgrim Village - Family Site #C915362

Photo 1

Site access road - facing east. Showing location of contaiminated soil excavation. Stock pile can be seen to left of photo.

960 Busti Ave.
Buffalo, New York 14213

Community Air Monitoring Program Data

Date:	Friday, July 22, 2022
Site Name:	Pillgrim Village - Family Site #C915362

Upwind Data		Downwind Data			Delta
Time	PM 10 - 15 min AVG (µg/m³)	Time	PM 10 - 15 min AVG (µg/m³)	VOC	PM 10 - 15m AVG (µg/m³)
7/22/22 8:40 AM	0	7/22/22 8:40 AM	28.6	0	28.6
7/22/22 8:50 AM	0	7/22/22 8:50 AM	18.4	0	18.4
7/22/22 9:00 AM	0	7/22/22 9:00 AM	14	0	14
7/22/22 9:10 AM	0	7/22/22 9:10 AM	21.2	0	21.2
7/22/22 9:20 AM	0	7/22/22 9:20 AM	23.5	0	23.5
7/22/22 9:30 AM	0	7/22/22 9:30 AM	19.7	0	19.7
7/22/22 9:40 AM	0	7/22/22 9:40 AM	25.4	0	25.4
7/22/22 9:50 AM	0	7/22/22 9:50 AM	16.4	0	16.4
7/22/22 10:00 AM	0	7/22/22 10:00 AM	15.3	0	15.3
7/22/22 10:10 AM	0	7/22/22 10:10 AM	15.1	0	15.1
7/22/22 10:20 AM	0	7/22/22 10:20 AM	17.5	0	17.5
7/22/22 10:30 AM	0	7/22/22 10:30 AM	21.2	0	21.2
7/22/22 10:40 AM	0	7/22/22 10:40 AM	28.1	0	28.1
7/22/22 10:50 AM	0	7/22/22 10:50 AM	31.5	0	31.5
7/22/22 11:00 AM	0	7/22/22 11:00 AM	53.1	0	53.1
7/22/22 11:10 AM	0	7/22/22 11:10 AM	47.8	0	47.8
7/22/22 11:20 AM	0	7/22/22 11:20 AM	38.6	0	38.6
7/22/22 11:30 AM	0	7/22/22 11:30 AM	19.5	0	19.5
7/22/22 11:40 AM	0	7/22/22 11:40 AM	31.5	0	31.5
7/22/22 11:50 AM	0	7/22/22 11:50 AM	43.5	0	43.5
7/22/22 12:00 PM	0	7/22/22 12:00 PM	55.5	0	55.5
7/22/22 12:10 PM	0	7/22/22 12:10 PM	67.5	0	67.5
7/22/22 12:20 PM	0	7/22/22 12:20 PM	79.5	0	79.5
7/22/22 12:30 PM	0.4	7/22/22 12:30 PM	91.5	0	91.1
7/22/22 12:40 PM	0.5	7/22/22 12:40 PM	28.1	0	27.6
7/22/22 12:50 PM	0.2	7/22/22 12:50 PM	31.5	0	31.3
7/22/22 1:00 PM	0.3	7/22/22 1:00 PM	34.9	0	34.6
7/22/22 1:10 PM	0.2	7/22/22 1:10 PM	38.3	0	38.1
7/22/22 1:20 PM	0.2	7/22/22 1:20 PM	41.7	0	41.5
7/22/22 1:30 PM	0	7/22/22 1:30 PM	45.1	0	45.1
7/22/22 1:40 PM	0	7/22/22 1:40 PM	48.5	0	48.5
7/22/22 1:50 PM	0	7/22/22 1:50 PM	15.1	0	15.1
7/22/22 2:00 PM	0	7/22/22 2:00 PM	17.5	0	17.5
7/22/22 2:10 PM	0	7/22/22 2:10 PM	19.9	0	19.9
7/22/22 2:20 PM	0	7/22/22 2:20 PM	22.3	0	22.3
7/22/22 2:30 PM	0.3	7/22/22 2:30 PM	24.7	0	24.4
7/22/22 2:40 PM	0.3	7/22/22 2:40 PM	27.1	0	26.8

*****Particulate Threshold PM 10 15minute average = 100µg/m³ above background***

BRYDGES ENGINEERING
IN ENVIRONMENT AND ENERGY, DPC

960 Busti Ave.
Buffalo, New York 14213

Work Location Map

Date:	Friday, July 22, 2022
Site Name:	Pillgrim Village - Family Site #C915362

Legend	
UW	Dust monitor location (Upwind)
DW	Dust monitor location (Downwind)
	Work Location

960 Busti Ave.
Buffalo, New York 14213

Daily Field Report

Date:	Monday, July 25, 2022
Site Name:	Pillgrim Village Family #C915362
Location:	1100 Michigan Ave Buffalo NY
Contractor/Sub-Contractor:	Kulbacks
Weather Conditions:	Mostly Cloudy 75 °F W 9 mph
Description of Work Performed: No remediation work being done today. Air monitors were up and running. Did not detect any exceedance.	
Problems/Observations	None.
Health and Saftey Concerns:	None.
Contractor Work Force:	Kulbacks - 1 supervisor 2 operators 1 laboroer Niagara P&M - 1 supervisor, 1 engineer, 3 laborers
Contractor Equipment	Kulbacks - 2 excavators 2 dozers, 1 roller 1 skidster United Rentals water truck
Attachments : Daily report, Photo Log, Air Monitoring Report, Work Location Map	
Inspectors Name	Sydney Deck

960 Busti Ave.
Buffalo, New York 14213

Daily Field Report Continued

Date:	Monday, July 25, 2022
Site Name:	Pillgrim Village Family #C915362
Location:	1100 Michigan Ave Buffalo NY
Work Performed Continued	

Imported Material		Loads:	Amount (Tons)
LaFarge/Holcim Stone		22	477.03
Exported Material	Destination	Loads:	Amount (Tons)
Contaminated soil	Tonawanda Landfill	38	893.56
Total Material Hauled - Approx. (Tons)			893.56

960 Busti Ave.
Buffalo, New York 14213

Photo Log	
Date:	Monday, July 25, 2022
Site Name:	Pillgrim Village Family #C915362
Photo 1	
No remediation work being done at this time.	

960 Busti Ave.
Buffalo, New York 14213

Community Air Monitoring Program Data

Date:		Monday, July 25, 2022			
Site Name:		Pillgrim Village Family #C915362			
Upwind Data		Downwind Data			Delta
Time	PM 10 - 15 min AVG (µg/m³)	Time	PM 10 - 15 min AVG (µg/m³)	VOC	PM 10 - 15m AVG (µg/m³)
7/25/22 10:40 AM	0.3	7/25/22 10:40 AM	69.8	0	69.5
7/25/22 10:50 AM	0.6	7/25/22 10:50 AM	52.2	0	51.6
7/25/22 11:00 AM	0.3	7/25/22 11:00 AM	50.9	0	50.6
7/25/22 11:10 AM	0.8	7/25/22 11:10 AM	55	0	54.2
7/25/22 11:20 AM	0.9	7/25/22 11:20 AM	36.5	0	35.6
7/25/22 11:30 AM	0.2	7/25/22 11:30 AM	29.9	0	29.7
7/25/22 11:40 AM	0.2	7/25/22 11:40 AM	57.5	0	57.3
7/25/22 11:50 AM	0.5	7/25/22 11:50 AM	71.5	0	71
7/25/22 12:00 PM	0.6	7/25/22 12:00 PM	29.3	0	28.7
7/25/22 12:10 PM	1.4	7/25/22 12:10 PM	44.1	0	42.7
7/25/22 12:20 PM	0.4	7/25/22 12:20 PM	69.2	0	68.8
7/25/22 12:30 PM	0.3	7/25/22 12:30 PM	29.2	0	28.9
7/25/22 12:40 PM	0.1	7/25/22 12:40 PM	11.5	0	11.4
7/25/22 12:50 PM	0.3	7/25/22 12:50 PM	24.3	0	24
7/25/22 1:00 PM	0.9	7/25/22 1:00 PM	35	0	34.1
7/25/22 1:10 PM	1.4	7/25/22 1:10 PM	33.2	0	31.8
7/25/22 1:20 PM	0.2	7/25/22 1:20 PM	46.7	0	46.5
7/25/22 1:30 PM	0.1	7/25/22 1:30 PM	42.8	0	42.7
7/25/22 1:40 PM	2.1	7/25/22 1:40 PM	25.2	0	23.1
7/25/22 1:50 PM	1.1	7/25/22 1:50 PM	21.7	0	20.6
7/25/22 2:00 PM	0.6	7/25/22 2:00 PM	18.6	0	18
7/25/22 2:10 PM	0.5	7/25/22 2:10 PM	26.4	0	25.9
7/25/22 2:20 PM	0.4	7/25/22 2:20 PM	83.2	0	82.8
7/25/22 2:30 PM	1.5	7/25/22 2:30 PM	89.6	0	88.1
		7/25/22 2:40 PM	95.5	0	95.5
		7/25/22 2:50 PM	48.1	0	48.1

*****Particulate Threshold PM 10 15minute average = 100µg/m³ above background***

BRYDGES ENGINEERING
IN ENVIRONMENT AND ENERGY, DPC

960 Busti Ave.
Buffalo, New York 14213

Work Location Map

Date:	Monday, July 25, 2022
Site Name:	Pillgrim Village Family #C915362

Legend	
UW	Dust monitor location (Upwind)
DW	Dust monitor location (Downwind)
	Work Location

960 Busti Ave.
Buffalo, New York 14213

Daily Field Report

Date:	Tuesday, July 26, 2022
Site Name:	Pillgrim Village - Family Site #C915362
Location:	1100 Michigan Ave Buffalo NY
Contractor/Sub-Contractor:	Kulbacks
Weather Conditions:	Cloudy 65 ˚F S 5 mph
Description of Work Performed: No remediation work being done on site. Dust monitors were set up and runing throughout the day. No exceedances recorded.	
Problems/Observations	None.
Health and Saftey Concerns:	None.
Contractor Work Force:	Kulbacks - 1 supervisor 2 operators 1 laboroer Niagara P&M - 1 supervisor, 1 engineer, 3 laborers
Contractor Equipment	Kulbacks - 2 excavators 2 dozers, 1 roller 1 skidster United Rentals water truck
Attachments : Daily report, Photo Log, Air Monitoring Report, Work Location Map	
Inspectors Name	Jesse Zientek

960 Busti Ave.
Buffalo, New York 14213

Daily Field Report Continued

Date:	Tuesday, July 26, 2022		
Site Name:	Pillgrim Village - Family Site #C915362		
Location:	1100 Michigan Ave Buffalo NY		
Work Performed Continued			
Imported Material		Loads:	Amount (Tons)
Exported Material	Destination	Loads:	Amount (Tons)
Total Material Hauled - Approx. (Tons)			0

BRYDGES ENGINEERING
IN ENVIRONMENT AND ENERGY, DPC

Date: Tuesday July 26, 2022

Site Name: Pilgrim Village

Upwind Data		Downwind Data			Delta
Time	PM10 15min Average (µg/m³)	Time	PM10 15min Average (µg/m³)	VOC 15min Average (ppm)	PM10 15min Average (µg/m³)
7/26/2022 9:00		7/26/2022 9:00		0.0	0
7/26/2022 9:10	2.1	7/26/2022 9:10	69.8	0.0	67.7
7/26/2022 9:20	1.4	7/26/2022 9:20	52.2	0.0	50.8
7/26/2022 9:30	0.7	7/26/2022 9:30	50.9	0.0	50.2
7/26/2022 9:40	0.4	7/26/2022 9:40	55	0.0	54.6
7/26/2022 9:50	0.8	7/26/2022 9:50	36.5	0.0	35.7
7/26/2022 10:00	1.3	7/26/2022 10:00	29.9	0.0	28.6
7/26/2022 10:10	1.4	7/26/2022 10:10	57.5	0.0	56.1
7/26/2022 10:20	0.6	7/26/2022 10:20	71.5	0.0	70.9
7/26/2022 10:30	0.2	7/26/2022 10:30	29.3	0.0	29.1
7/26/2022 10:40	0.4	7/26/2022 10:40	44.1	0.0	43.7
7/26/2022 10:50	0.3	7/26/2022 10:50	69.2	0.0	68.9
7/26/2022 11:00	0.3	7/26/2022 11:00	59	0.0	58.7
7/26/2022 11:10	0.5	7/26/2022 11:10	54.3	0.0	53.8
7/26/2022 11:20	0.5	7/26/2022 11:20	40	0.0	39.5
7/26/2022 11:30	0.4	7/26/2022 11:30	73.2	0.0	72.8
7/26/2022 11:40	1	7/26/2022 11:40	73.8	0.0	72.8
7/26/2022 11:50	0.5	7/26/2022 11:50	54.9	0.0	54.4
7/26/2022 12:00	1	7/26/2022 12:00	71.1	0.0	70.1
7/26/2022 12:10	0.3	7/26/2022 12:10	37.2	0.0	36.9
7/26/2022 12:20	0	7/26/2022 12:20	49.9	0.0	49.9
7/26/2022 12:30	1.7	7/26/2022 12:30	79.2	0.0	77.5
7/26/2022 12:40	0.4	7/26/2022 12:40	52.8	0.0	52.4
7/26/2022 12:50	0.3	7/26/2022 12:50	47.6	0.0	47.3
7/26/2022 13:00	0.4	7/26/2022 13:00	69.3	0.0	68.9
7/26/2022 13:10	0.7	7/26/2022 13:10	46.1	0.0	45.4
7/26/2022 13:20	0.5	7/26/2022 13:20	31.5	0.0	31
7/26/2022 13:30	0.5	7/26/2022 13:30	73.4	0.0	72.9
7/26/2022 13:40	0.6	7/26/2022 13:40	52.3	0.0	51.7
7/26/2022 13:50	0.4	7/26/2022 13:50	77.3	0.0	76.9
7/26/2022 14:00	0.8	7/26/2022 14:00	67.6	0.0	66.8
7/26/2022 14:10	0.4	7/26/2022 14:10	84.5	0.0	84.1
7/26/2022 14:20	0.3	7/26/2022 14:20	84.2	0.0	83.9
7/26/2022 14:30	0.8	7/26/2022 14:30	83.4	0.0	82.6
7/26/2022 14:40	0.9	7/26/2022 14:40	89	0.0	88.1
7/26/2022 14:50	0.4	7/26/2022 14:50	81.8	0.0	81.4

*****Particulate Threshold PM 10 15minute average = 100µg/m³ above background***

960 Busti Ave.
Buffalo, New York 14213

Photo Log

Date:	Tuesday, July 26, 2022
Site Name:	Pillgrim Village - Family Site #C915362

Photo 1

No remediation work being done at this time.

960 Busti Ave.

Buffalo, New York 14213

Work Location Map

Date:	Tuesday, July 26, 2022
Site Name:	Pillgrim Village - Family Site #C915362

Legend	
UW	Dust monitor location (Upwind)
DW	Dust monitor location (Downwind)
	Work Location

960 Busti Ave.
Buffalo, New York 14213

Daily Field Report

Date:	Wednesday, July 27, 2022
Site Name:	Pillgrim Village - Family Site #C915362
Location:	1100 Michigan Ave Buffalo NY
Contractor/Sub-Contractor:	Kulbacks
Weather Conditions:	Cloudy 75 ˚F S 8 mph

Description of Work Performed:

Crew has excavated clean fill materail out of the southeast corner of the lot for ultilty connections.

Crew backfilled with clean fill in 1 foot lifts, compacting each lift.
Dust monitors were set up and runing throughout the day. No exceedances recorded.

Problems/Observations	None.
Health and Saftey Concerns:	None.
Contractor Work Force:	Kulbacks - 1 supervisor 2 operators 1 laboroer Niagara P&M - 1 supervisor, 1 engineer, 3 laborers
Contractor Equipment	Kulbacks - 2 excavators 2 dozers, 1 roller 1 skidster United Rentals water truck

Attachments : Daily report, Photo Log, Air Monitoring Report, Work Location Map

Inspectors Name	Jesse Zientek

960 Busti Ave.
Buffalo, New York 14213

Daily Field Report Continued

Date:	Wednesday, July 27, 2022
Site Name:	Pillgrim Village - Family Site #C915362
Location:	1100 Michigan Ave Buffalo NY

Work Performed Continued

Imported Material		Loads:	Amount (Tons)
screenings		13	276.72
Exported Material	Destination	Loads:	Amount (Tons)
Total Material Hauled - Approx. (Tons)			0

BRYDGES ENGINEERING
IN ENVIRONMENT AND ENERGY, DPC

Date: Wednesday July 27, 2022

Site Name: Pilgrim Village

Upwind Data		Downwind Data			Delta
Time	PM10 15min Average (µg/m³)	Time	PM10 15min Average (µg/m³)	VOC 15min Average (ppm)	PM10 15min Average (µg/m³)
7/27/2022 9:00		7/26/2022 9:00		0.0	0
7/27/2022 9:10	25.9	7/26/2022 9:10	69.8	0.0	43.9
7/27/2022 9:20	39.4	7/26/2022 9:20	52.2	0.0	12.8
7/27/2022 9:30	88.9	7/26/2022 9:30	50.9	0.0	-38
7/27/2022 9:40	675	7/26/2022 9:40	55	0.0	-620
7/27/2022 9:50	26.3	7/26/2022 9:50	36.5	0.0	10.2
7/27/2022 10:00	20.7	7/26/2022 10:00	29.9	0.0	9.2
7/27/2022 10:10	17.3	7/26/2022 10:10	57.5	0.0	40.2
7/27/2022 10:20	82.2	7/26/2022 10:20	71.5	0.0	-10.7
7/27/2022 10:30	67.8	7/26/2022 10:30	29.3	0.0	-38.5
7/27/2022 10:40	25.3	7/26/2022 10:40	44.1	0.0	18.8
7/27/2022 10:50	14	7/26/2022 10:50	69.2	0.0	55.2
7/27/2022 11:00	31.3	7/26/2022 11:00	59	0.0	27.7
7/27/2022 11:10	41	7/26/2022 11:10	54.3	0.0	13.3
7/27/2022 11:20	42.2	7/26/2022 11:20	40	0.0	-2.2
7/27/2022 11:30	23.4	7/26/2022 11:30	73.2	0.0	49.8
7/27/2022 11:40	15.8	7/26/2022 11:40	73.8	0.0	58
7/27/2022 11:50	18.7	7/26/2022 11:50	54.9	0.0	36.2
7/27/2022 12:00	38.7	7/26/2022 12:00	71.1	0.0	32.4
7/27/2022 12:10	40.3	7/26/2022 12:10	37.2	0.0	-3.1
7/27/2022 12:20	15.2	7/26/2022 12:20	49.9	0.0	34.7
7/27/2022 12:30	14.3	7/26/2022 12:30	79.2	0.0	64.9
7/27/2022 12:40	7.9	7/26/2022 12:40	52.8	0.0	44.9
7/27/2022 12:50	9	7/26/2022 12:50	47.6	0.0	38.6
7/27/2022 13:00	24.4	7/26/2022 13:00	69.3	0.0	44.9
7/27/2022 13:10	24.8	7/26/2022 13:10	46.1	0.0	21.3
7/27/2022 13:20	31.2	7/26/2022 13:20	31.5	0.0	0.3
7/27/2022 13:30	53.3	7/26/2022 13:30	73.4	0.0	20.1
7/27/2022 13:40	58.4	7/26/2022 13:40	52.3	0.0	-6.1
7/27/2022 13:50	38.4	7/26/2022 13:50	77.3	0.0	38.9
7/27/2022 14:00	31.7	7/26/2022 14:00	67.6	0.0	35.9
7/27/2022 14:10	16.2	7/26/2022 14:10	84.5	0.0	68.3
7/27/2022 14:20	28.6	7/26/2022 14:20	84.2	0.0	55.6
7/27/2022 14:30	23.7	7/26/2022 14:30	83.4	0.0	59.7
7/26/2022 14:40	0.9	7/26/2022 14:40	89	0.0	88.1
7/26/2022 14:50	0.4	7/26/2022 14:50	81.8	0.0	81.4

*****Particulate Threshold PM 10 15minute average = 100µg/m³ above background***

960 Busti Ave.
Buffalo, New York 14213

Photo Log

Date:	Wednesday, July 27, 2022
Site Name:	Pillgrim Village - Family Site #C915362

Photo 1

Ulility work on Pilgrim Village Family complex

Photo 2



backfilling in lifts in southeast corner

960 Busti Ave.
Buffalo, New York 14213

Work Location Map

Date:	Wednesday, July 27, 2022
Site Name:	Pillgrim Village - Family Site #C915362

Legend	
UW	Dust monitor location (Upwind)
DW	Dust monitor location (Downwind)
	Work Location

960 Busti Ave.
Buffalo, New York 14213

Daily Field Report

Date:	Thursday, July 28, 2022
Site Name:	Pillgrim Village - Family Site #C915362
Location:	1100 Michigan Ave Buffalo NY
Contractor/Sub-Contractor:	Kulbacks
Weather Conditions:	Rainy 70 ˚F SW 12 mph

Description of Work Performed:

Crew is importing clean fill and backfilling the south boundary of family site in lifts. Material is being spread with dozer, then compacted with sheepsfoot roller.

Dust monitors were not set up do to constisent rain throughout the day.

Problems/Observations	None.
Health and Saftey Concerns:	None.
Contractor Work Force:	Kulbacks - 1 supervisor 2 operators 1 laboroer Niagara P&M - 1 supervisor, 1 engineer, 3 laborers
Contractor Equipment	Kulbacks - 2 excavators 2 dozers, 1 roller 1 skidster United Rentals water truck

Attachments : Daily report, Photo Log, Air Monitoring Report, Work Location Map

Inspectors Name	Jesse Zientek

960 Busti Ave.
Buffalo, New York 14213

Daily Field Report Continued

Date:	Thursday, July 28, 2022		
Site Name:	Pillgrim Village - Family Site #C915362		
Location:	1100 Michigan Ave Buffalo NY		
Work Performed Continued			
Imported Material		Loads:	Amount (Tons)
screenings			
Exported Material	Destination	Loads:	Amount (Tons)
Total Material Hauled - Approx. (Tons)			0

BRYDGES ENGINEERING
IN ENVIRONMENT AND ENERGY, DPC

Date: Thursday July 28, 2022

Site Name: Pilgrim Village

Upwind Data		Downwind Data			Delta
Time	PM10 15min Average (µg/m³)	Time	PM10 15min Average (µg/m³)	VOC 15min Average (ppm)	PM10 15min Average (µg/m³)

***Particulate Threshold PM 10 15minute average = 100µg/m³ above background**

960 Busti Ave.
Buffalo, New York 14213

Photo Log

Date:	Thursday, July 28, 2022
Site Name:	Pillgrim Village - Family Site #C915362

Photo 1

Putting in lift on the south side of Family site

Photo 2

BRYDGES ENGINEERING
IN ENVIRONMENT AND ENERGY, DPC

960 Busti Ave.
Buffalo, New York 14213

Work Location Map

Date:	Thursday, July 28, 2022
Site Name:	Pillgrim Village - Family Site #C915362

Legend	
UW	Dust monitor location (Upwind)
DW	Dust monitor location (Downwind)
	Work Location

960 Busti Ave.
Buffalo, New York 14213

Daily Field Report

Date:	Friday, July 29, 2022
Site Name:	Pillgrim Village Family #C915362
Location:	1100 Michigan Ave Buffalo NY
Contractor/Sub-Contractor:	Kulbacks
Weather Conditions:	Partially Cloudy 77 °F SW 9 mph

Description of Work Performed:

No remediation work being done. Single load taken to the Tonawanda Landfill due to further excavation needed. Resampled section of soil that was excavated due to contaminate still being present in soil.

Air monitors were up and running. Did not detect any exceedance.

Problems/Observations	None.
Health and Saftey Concerns:	None.
Contractor Work Force:	Kulbacks - 1 supervisor 2 operators 1 laboroer Niagara P&M - 1 supervisor, 1 engineer, 3 laborers
Contractor Equipment	Kulbacks - 2 excavators 2 dozers, 1 roller 1 skidster United Rentals water truck

Attachments : Daily report, Photo Log, Air Monitoring Report, Work Location Map

Inspectors Name	Sydney Deck

960 Busti Ave.
Buffalo, New York 14213

Daily Field Report Continued

Date:	Friday, July 29, 2022
Site Name:	Pillgrim Village Family #C915362
Location:	1100 Michigan Ave Buffalo NY
Work Performed Continued	

Imported Material		Loads:	Amount (Tons)
LaFarge/Holcim Stone		15	308.54
Exported Material	Destination	Loads:	Amount (Tons)
Contaminated soil	Tonawanda Landfill	1	23.78
Total Material Hauled - Approx. (Tons)			23.78

960 Busti Ave.
Buffalo, New York 14213

Photo Log

Date:	Friday, July 29, 2022
Site Name:	Pillgrim Village Family #C915362

Photo 1

Location of Family resampling section.

960 Busti Ave.
Buffalo, New York 14213

Community Air Monitoring Program Data

Date:	Friday, July 29, 2022				
Site Name:	Pillgrim Village Family #C915362				
Upwind Data		Downwind Data			Delta
Time	PM 10 - 15 min AVG (µg/m³)	Time	PM 10 - 15 min AVG (µg/m³)	VOC	PM 10 - 15m AVG (µg/m³)
7/29/22 8:00 AM	17.2	7/29/22 8:00 AM	17.2	0	0
7/29/22 8:10 AM	9.4	7/29/22 8:10 AM	15.4	0	6
7/29/22 8:20 AM	8.2	7/29/22 8:20 AM	9.4	0	1.2
7/29/22 8:30 AM	5	7/29/22 8:30 AM	8.7	0	3.7
7/29/22 8:40 AM	3.2	7/29/22 8:40 AM	8.4	0	5.2
7/29/22 8:50 AM	3.2	7/29/22 8:50 AM	12.1	0	8.9
7/29/22 9:00 AM	3	7/29/22 9:00 AM	38.8	0	35.8
7/29/22 9:10 AM	2.5	7/29/22 9:10 AM	24.1	0	21.6
7/29/22 9:20 AM	1.6	7/29/22 9:20 AM	14.7	0	13.1
7/29/22 9:30 AM	2.9	7/29/22 9:30 AM	37.5	0	34.6
7/29/22 9:40 AM	2.8	7/29/22 9:40 AM	33.7	0	30.9
7/29/22 9:50 AM	3.8	7/29/22 9:50 AM	35	0	31.2
7/29/22 10:00 AM	4.4	7/29/22 10:00 AM	40.3	0	35.9
7/29/22 10:10 AM	7.6	7/29/22 10:10 AM	36.5	0	28.9
7/29/22 10:20 AM	3.4	7/29/22 10:20 AM	63	0	59.6
7/29/22 10:30 AM	3.5	7/29/22 10:30 AM	86	0	82.5
7/29/22 10:40 AM	3.4	7/29/22 10:40 AM	22.5	0	19.1
7/29/22 10:50 AM	2.9	7/29/22 10:50 AM	16.5	0	13.6
7/29/22 11:00 AM	3.8	7/29/22 11:00 AM	71.4	0	67.6
7/29/22 11:10 AM	2.3	7/29/22 11:10 AM	88.8	0	86.5
7/29/22 11:20 AM	3.3	7/29/22 11:20 AM	84.4	0	81.1
7/29/22 11:30 AM	2.9	7/29/22 11:30 AM	92.6	0	89.7
7/29/22 11:40 AM	2.7	7/29/22 11:40 AM	53.4	0	50.7
7/29/22 11:50 AM	2.9	7/29/22 11:50 AM	59.2	0	56.3
7/29/22 12:00 PM	8.5	7/29/22 12:00 PM	51.7	0	43.2
7/29/22 12:10 PM	5.6	7/29/22 12:10 PM	53.3	0	47.7
7/29/22 12:20 PM	3.2	7/29/22 12:20 PM	58.6	0	55.4
7/29/22 12:30 PM	4.7	7/29/22 12:30 PM	24.1	0	19.4
7/29/22 12:40 PM	11.3	7/29/22 12:40 PM	8.4	0	-2.9
7/29/22 12:50 PM	8.6	7/29/22 12:50 PM	12.1	0	3.5
7/29/22 1:00 PM	0.4	7/29/22 1:00 PM	15.8	0	15.4
7/29/22 1:10 PM	1.3	7/29/22 1:10 PM	19.5	0	18.2
7/29/22 1:20 PM	1.1	7/29/22 1:20 PM	23.2	0	22.1
7/29/22 1:30 PM	8.3	7/29/22 1:30 PM	26.9	0	18.6
7/29/22 1:40 PM	4.1	7/29/22 1:40 PM	30.6	0	26.5
7/29/22 1:50 PM	1.2	7/29/22 1:50 PM	34.3	0	33.1
7/29/22 2:00 PM	0.5	7/29/22 2:00 PM	38	0	37.5
7/29/22 2:10 PM	1.5	7/29/22 2:10 PM	41.7	0	40.2
7/29/22 2:20 PM	3.6	7/29/22 2:20 PM	45.4	0	41.8
7/29/22 2:30 PM	4.9	7/29/22 2:30 PM	49.1	0	44.2
7/29/22 2:40 PM	2.7	7/29/22 2:40 PM	52.8	0	50.1
7/29/22 2:50 PM	3.7	7/29/22 2:50 PM	56.5	0	52.8
7/29/22 3:00 PM	1.2	7/29/22 3:00 PM	60.2	0	59.0

*****Particulate Threshold PM 10 15minute average = 100µg/m³ above background***

960 Busti Ave.
Buffalo, New York 14213

Work Location Map

Date:	Friday, July 29, 2022
Site Name:	Pillgrim Village Family #C915362

Legend	
UW	Dust monitor location (Upwind)
DW	Dust monitor location (Downwind)
	Work Location

960 Busti Ave.
Buffalo, New York 14213

Daily Field Report

Date:	Monday, August 1, 2022
Site Name:	Pillgrim Village Family #C915362
Location:	1100 Michigan Ave Buffalo NY
Contractor/Sub-Contractor:	Kulbacks
Weather Conditions:	Mostly Cloudy 90 ˚F S 9 mph

Description of Work Performed:

No remediation working being done on site today.

Air monitors were up and running. Did not detect any exceedance.

Problems/Observations	None.
Health and Saftey Concerns:	None.
Contractor Work Force:	Kulbacks - 1 supervisor 2 operators 1 laboroer Niagara P&M - 1 supervisor, 1 engineer, 3 laborers
Contractor Equipment	Kulbacks - 2 excavators 2 dozers, 1 roller 1 skidster United Rentals water truck

Attachments : Daily report, Photo Log, Air Monitoring Report, Work Location Map

Inspectors Name	Sydney Deck

960 Busti Ave.
Buffalo, New York 14213

Daily Field Report Continued

Date:	Monday, August 1, 2022		
Site Name:	Pillgrim Village Family #C915362		
Location:	1100 Michigan Ave Buffalo NY		
Work Performed Continued			
Imported Material		Loads:	Amount (Tons)
Exported Material	Destination	Loads:	Amount (Tons)
Total Material Hauled - Approx. (Tons)			0

960 Busti Ave.
Buffalo, New York 14213

Photo Log

Date:	Monday, August 1, 2022
Site Name:	Pillgrim Village Family #C915362

Photo 1

No remediation work being done on site.

960 Busti Ave.
Buffalo, New York 14213

Community Air Monitoring Program Data

Date:	Monday, August 1, 2022				
Site Name:	Pillgrim Village Family #C915362				
Upwind Data		Downwind Data			Delta
Time	PM 10 - 15 min AVG (µg/m³)	Time	PM 10 - 15 min AVG (µg/m³)	VOC	PM 10 - 15m AVG (µg/m³)
8/1/22 7:50 AM	21.9	8/1/22 7:50 AM	26.7	0	4.8
8/1/22 8:00 AM	18.9	8/1/22 8:00 AM	16	0	-2.9
8/1/22 8:10 AM	7.9	8/1/22 8:10 AM	11.9	0	4.0
8/1/22 8:20 AM	49.1	8/1/22 8:20 AM	10.3	0	-38.8
8/1/22 8:30 AM	7.2	8/1/22 8:30 AM	10.2	0	3.0
8/1/22 8:40 AM	5.4	8/1/22 8:40 AM	7.1	0	1.7
8/1/22 8:50 AM	6.7	8/1/22 8:50 AM	8.1	0	1.4
8/1/22 9:00 AM	5	8/1/22 9:00 AM	8.6	0	3.6
8/1/22 9:10 AM	3.4	8/1/22 9:10 AM	19.7	0	16.3
8/1/22 9:20 AM	9.4	8/1/22 9:20 AM	7.8	0	-1.6
8/1/22 9:30 AM	22.1	8/1/22 9:30 AM	27.8	0	5.7
8/1/22 9:40 AM	11.2	8/1/22 9:40 AM	10.7	0	-0.5
8/1/22 9:50 AM	17.4	8/1/22 9:50 AM	7.3	0	-10.1
8/1/22 10:00 AM	10.1	8/1/22 10:00 AM	8.3	0	-1.8
8/1/22 10:10 AM	9.5	8/1/22 10:10 AM	5.6	0	-3.9
8/1/22 10:20 AM	6.7	8/1/22 10:20 AM	4.8	0	-1.9
8/1/22 10:30 AM	9	8/1/22 10:30 AM	4.1	0	-4.9
8/1/22 10:40 AM	9.8	8/1/22 10:40 AM	5.9	0	-3.9
8/1/22 10:50 AM	6.3	8/1/22 10:50 AM	6.4	0	0.1
8/1/22 11:00 AM	4.3	8/1/22 11:00 AM	5.1	0	0.8
8/1/22 11:10 AM	4.8	8/1/22 11:10 AM	4.6	0	-0.2
8/1/22 11:20 AM	4.7	8/1/22 11:20 AM	4.1	0	-0.6
8/1/22 11:30 AM	4.3	8/1/22 11:30 AM	3.2	0	-1.1
8/1/22 11:40 AM	9.3	8/1/22 11:40 AM	2.3	0	-7.0
8/1/22 11:50 AM	7.7	8/1/22 11:50 AM	8.3	0	0.6
8/1/22 12:00 PM	3.8	8/1/22 12:00 PM	5.6	0	1.8
8/1/22 12:10 PM	10	8/1/22 12:10 PM	2.9	0	-7.1
8/1/22 12:20 PM	4.9	8/1/22 12:20 PM	0.2	0	-4.7
8/1/22 12:30 PM	12.7	8/1/22 12:30 PM	22.5	0	9.8
8/1/22 12:40 PM	12.5	8/1/22 12:40 PM	10.7	0	-1.8
8/1/22 12:50 PM	4.8	8/1/22 12:50 PM	8.6	0	3.8
8/1/22 1:00 PM	7.3	8/1/22 1:00 PM	19.7	0	12.4
8/1/22 1:10 PM	0.8	8/1/22 1:10 PM	30.8	0	30.0
8/1/22 1:20 PM	3.4	8/1/22 1:20 PM	57.9	0	54.5
8/1/22 1:30 PM	6.9	8/1/22 1:30 PM	28.4	0	21.5
8/1/22 1:40 PM	4.2	8/1/22 1:40 PM	7.3	0	3.1
8/1/22 1:50 PM	2.2	8/1/22 1:50 PM	40.2	0	38.0
8/1/22 2:00 PM	3.4	8/1/22 2:00 PM	69.7	0	66.3
8/1/22 2:10 PM	2.3	8/1/22 2:10 PM	34.3	0	32.0
8/1/22 2:20 PM	2.9	8/1/22 2:20 PM	46.1	0	43.2
8/1/22 2:30 PM	3.4	8/1/22 2:30 PM	52.0	0	48.6
8/1/22 2:40 PM	2.8	8/1/22 2:40 PM	63.8	0	61.0

*****Particulate Threshold PM 10 15minute average = 100µg/m³ above background***

960 Busti Ave.
Buffalo, New York 14213

Work Location Map

Date:	Monday, August 1, 2022
Site Name:	Pillgrim Village Family #C915362

Legend	
UW	Dust monitor location (Upwind)
DW	Dust monitor location (Downwind)
	Work Location

960 Busti Ave.
Buffalo, New York 14213

Daily Field Report

Date:	Tuesday, August 2, 2022
Site Name:	Pillgrim Village Family #C915362
Location:	1100 Michigan Ave Buffalo NY
Contractor/Sub-Contractor:	Kulbacks
Weather Conditions:	Scattered Rain 88 ˚F S 7 mph

Description of Work Performed:

No remediation work being done.

Air monitors were up and running. Did not detect any exceedance.

Problems/Observations	None.
Health and Saftey Concerns:	None.
Contractor Work Force:	Kulbacks - 1 supervisor 2 operators 1 laboroer Niagara P&M - 1 supervisor, 1 engineer, 3 laborers
Contractor Equipment	Kulbacks - 2 excavators 2 dozers, 1 roller 1 skidster United Rentals water truck

Attachments : Daily report, Photo Log, Air Monitoring Report, Work Location Map

Inspectors Name	Sydney Deck

960 Busti Ave.
Buffalo, New York 14213

Daily Field Report Continued

Date:	Tuesday, August 2, 2022		
Site Name:	Pillgrim Village Family #C915362		
Location:	1100 Michigan Ave Buffalo NY		
Work Performed Continued			
Imported Material		Loads:	Amount (Tons)
Exported Material	Destination	Loads:	Amount (Tons)
Total Material Hauled - Approx. (Tons)			0

960 Busti Ave.
Buffalo, New York 14213

Photo Log

Date:	Tuesday, August 2, 2022
Site Name:	Pillgrim Village Family #C915362

Photo 1

No remediation work being done.

960 Busti Ave.
Buffalo, New York 14213

Community Air Monitoring Program Data

Date:	Tuesday, August 2, 2022				
Site Name:	Pillgrim Village Family #C915362				
Upwind Data		Downwind Data			Delta
Time	PM 10 - 15 min AVG (µg/m³)	Time	PM 10 - 15 min AVG (µg/m³)	VOC	PM 10 - 15m AVG (µg/m³)
8/2/22 8:00 AM	3.6	8/2/22 8:00 AM	49.1	0	45.5
8/2/22 8:10 AM	1.6	8/2/22 8:10 AM	35	0	33.4
8/2/22 8:20 AM	3.4	8/2/22 8:20 AM	40.3	0	36.9
8/2/22 8:30 AM	5.6	8/2/22 8:30 AM	24.1	0	18.5
8/2/22 8:40 AM	2.9	8/2/22 8:40 AM	15.8	0	12.9
8/2/22 8:50 AM	1.5	8/2/22 8:50 AM	34.3	0	32.8
8/2/22 9:00 AM	3.5	8/2/22 9:00 AM	63	0	59.5
8/2/22 9:10 AM	4.4	8/2/22 9:10 AM	86	0	81.6
8/2/22 9:20 AM	4.7	8/2/22 9:20 AM	53.3	0	48.6
8/2/22 9:30 AM	0.4	8/2/22 9:30 AM	15.4	0	15
8/2/22 9:40 AM	0.5	8/2/22 9:40 AM	8.7	0	8.2
8/2/22 9:50 AM	1.1	8/2/22 9:50 AM	17.2	0	16.1
8/2/22 10:00 AM	1.2	8/2/22 10:00 AM	16.5	0	15.3
8/2/22 10:10 AM	1.2	8/2/22 10:10 AM	30.6	0	29.4
8/2/22 10:20 AM	1.3	8/2/22 10:20 AM	37.5	0	36.2
8/2/22 10:30 AM	2.7	8/2/22 10:30 AM	45.4	0	42.7
8/2/22 10:40 AM	2.7	8/2/22 10:40 AM	51.7	0	49
8/2/22 10:50 AM	2.8	8/2/22 10:50 AM	59.2	0	56.4
8/2/22 11:00 AM	2.9	8/2/22 11:00 AM	84.4	0	81.5
8/2/22 11:10 AM	5	8/2/22 11:10 AM	23.2	0	18.2
8/2/22 11:20 AM	11.3	8/2/22 11:20 AM	33.7	0	22.4
8/2/22 11:30 AM	8.3	8/2/22 11:30 AM	36.5	0	28.2
8/2/22 11:40 AM	2.9	8/2/22 11:40 AM	26.9	0	24
8/2/22 11:50 AM	3	8/2/22 11:50 AM	12.1	0	9.1
8/2/22 12:00 PM	3.2	8/2/22 12:00 PM	8.4	0	5.2
8/2/22 12:10 PM	3.2	8/2/22 12:10 PM	8.4	0	5.2
8/2/22 12:20 PM	3.2	8/2/22 12:20 PM	12.1	0	8.9
8/2/22 12:30 PM	3.3	8/2/22 12:30 PM	24.1	0	20.8
8/2/22 12:40 PM	17.2	8/2/22 12:40 PM	36.1	0	18.9
8/2/22 12:50 PM	8.5	8/2/22 12:50 PM	48.1	0	39.6
8/2/22 1:00 PM	2.9	8/2/22 1:00 PM	56.5	0	53.6
8/2/22 1:10 PM	3.8	8/2/22 1:10 PM	60.2	0	56.4
8/2/22 1:20 PM	4.1	8/2/22 1:20 PM	88.8	0	84.7
8/2/22 1:30 PM	8.6	8/2/22 1:30 PM	92.6	0	84
8/2/22 1:40 PM	3.4	8/2/22 1:40 PM	53.4	0	50
8/2/22 1:50 PM	3.7	8/2/22 1:50 PM	9.4	0	5.7
8/2/22 2:00 PM	4.9	8/2/22 2:00 PM	22.5	0	17.6
8/2/22 2:10 PM	3.8	8/2/22 2:10 PM	38.8	0	35.0
8/2/22 2:20 PM	2.3	8/2/22 2:20 PM	14.7	0	12.4
8/2/22 2:30 PM	9.4	8/2/22 2:30 PM	38	0	28.6
8/2/22 2:40 PM	2.5	8/2/22 2:40 PM	58.6	0	56.1
8/2/22 2:50 PM	7.6	8/2/22 2:50 PM	71.4	0	63.8
8/2/22 3:00 PM	8.2	8/2/22 3:00 PM	41.7	0	33.5

*****Particulate Threshold PM 10 15minute average = 100µg/m³ above background***

960 Busti Ave.
Buffalo, New York 14213

Work Location Map

Date:	Tuesday, August 2, 2022
Site Name:	Pillgrim Village Family #C915362

Legend	
UW	Dust monitor location (Upwind)
DW	Dust monitor location (Downwind)
	Work Location

960 Busti Ave.
Buffalo, New York 14213

Daily Field Report

Date:	Monday, August 8, 2022
Site Name:	Pillgrim Village Family #C915362
Location:	1100 Michigan Ave Buffalo NY
Contractor/Sub-Contractor:	Kulbacks
Weather Conditions:	Cloudy 84 ˚F SW 17 mph

Description of Work Performed:

No remediation work being done.

Air monitors were up and running. Did not detect any exceedance.

Problems/Observations	None.
Health and Saftey Concerns:	None.
Contractor Work Force:	Kulbacks - 1 supervisor 2 operators 1 laboroer Niagara P&M - 1 supervisor, 1 engineer, 3 laborers
Contractor Equipment	Kulbacks - 2 excavators 2 dozers, 1 roller 1 skidster United Rentals water truck

Attachments : Daily report, Photo Log, Air Monitoring Report, Work Location Map

Inspectors Name	Sydney Deck

960 Busti Ave.
Buffalo, New York 14213

Daily Field Report Continued

Date:	Monday, August 8, 2022		
Site Name:	Pillgrim Village Family #C915362		
Location:	1100 Michigan Ave Buffalo NY		
Work Performed Continued			
Imported Material		Loads:	Amount (Tons)
Exported Material	Destination	Loads:	Amount (Tons)
Total Material Hauled - Approx. (Tons)			0

960 Busti Ave.
Buffalo, New York 14213

Photo Log

Date:	Monday, August 8, 2022
Site Name:	Pillgrim Village Family #C915362

Photo 1

No remediation work being done.

960 Busti Ave.
Buffalo, New York 14213

Community Air Monitoring Program Data

Date:	Monday, August 8, 2022				
Site Name:	Pillgrim Village Family #C915362				
Upwind Data		Downwind Data			Delta
Time	PM 10 - 15 min AVG (µg/m³)	Time	PM 10 - 15 min AVG (µg/m³)	VOC	PM 10 - 15m AVG (µg/m³)
8/15/22 8:20 AM	5.6	8/15/22 8:30 AM	105.3	0	99.7
8/15/22 8:30 AM	4.3	8/15/22 8:40 AM	101.2	0	96.9
8/15/22 8:40 AM	6.5	8/15/22 8:50 AM	34.4	0	27.9
8/15/22 8:50 AM	5.1	8/15/22 9:00 AM	18.8	0	13.7
8/15/22 9:00 AM	5.6	8/15/22 9:10 AM	16.8	0	11.2
8/15/22 9:10 AM	6.5	8/15/22 9:20 AM	7.4	0	0.9
8/15/22 9:20 AM	3.1	8/15/22 9:30 AM	8.1	0	5
8/15/22 9:30 AM	3.3	8/15/22 9:40 AM	7.4	0	4.1
8/15/22 9:40 AM	3.1	8/15/22 9:50 AM	8.8	0	5.7
8/15/22 9:50 AM	3.9	8/15/22 10:00 AM	3.7	0	-0.2
8/15/22 10:00 AM	7.8	8/15/22 10:10 AM	4.8	0	-3
8/15/22 10:10 AM	2.5	8/15/22 10:20 AM	7.3	0	4.8
8/15/22 10:20 AM	5.4	8/15/22 10:30 AM	8.4	0	3
8/15/22 10:30 AM	8.3	8/15/22 10:40 AM	9.9	0	1.6
8/15/22 10:40 AM	6.6	8/15/22 10:50 AM	12.3	0	5.7
8/15/22 10:50 AM	3.6	8/15/22 11:00 AM	15.8	0	12.2
8/15/22 11:00 AM	2.9	8/15/22 11:10 AM	22.6	0	19.7
8/15/22 11:10 AM	3.3	8/15/22 11:20 AM	11	0	7.7
8/15/22 11:20 AM	4	8/15/22 11:30 AM	9.1	0	5.1
8/15/22 11:30 AM	3	8/15/22 11:40 AM	14.3	0	11.3
8/15/22 11:40 AM	3.3	8/15/22 11:50 AM	41.4	0	38.1
8/15/22 11:50 AM	5.1	8/15/22 12:00 PM	36	0	30.9
8/15/22 12:00 PM	5.9	8/15/22 12:10 PM	29.7	0	23.8
8/15/22 12:10 PM	5.1	8/15/22 12:20 PM	26.5	0	21.4
8/15/22 12:20 PM	5.2	8/15/22 12:30 PM	4.5	0	-0.7
8/15/22 12:30 PM	4.1	8/15/22 12:40 PM	4.4	0	0.3
8/15/22 12:40 PM	4.5	8/15/22 12:50 PM	1.6	0	-2.9
8/15/22 12:50 PM	7.4	8/15/22 1:00 PM	12.4	0	5
8/15/22 1:00 PM	8.8	8/15/22 1:10 PM	23.8	0	15

*****Particulate Threshold PM 10 15minute average = 100µg/m³ above background***

960 Busti Ave.
Buffalo, New York 14213

Work Location Map

Date:	Monday, August 8, 2022
Site Name:	Pillgrim Village Family #C915362

Legend	
UW	Dust monitor location (Upwind)
DW	Dust monitor location (Downwind)
	Work Location

960 Busti Ave.
Buffalo, New York 14213

Daily Field Report

Date:	Tuesday, August 9, 2022
Site Name:	Pillgrim Village Family #C915362
Location:	1100 Michigan Ave Buffalo NY
Contractor/Sub-Contractor:	Kulbacks
Weather Conditions:	Cloudy 72 ˚F NW 5 mph

Description of Work Performed:

No remediation work being done.

Air monitors were up and running. Did not detect any exceedance.

Problems/Observations	None.
Health and Saftey Concerns:	None.
Contractor Work Force:	Kulbacks - 1 supervisor 2 operators 1 laboroer Niagara P&M - 1 supervisor, 1 engineer, 3 laborers
Contractor Equipment	Kulbacks - 2 excavators 2 dozers, 1 roller 1 skidster United Rentals water truck

Attachments : Daily report, Photo Log, Air Monitoring Report, Work Location Map

Inspectors Name	Sydney Deck

960 Busti Ave.
Buffalo, New York 14213

Daily Field Report Continued

Date:	Tuesday, August 9, 2022		
Site Name:	Pillgrim Village Family #C915362		
Location:	1100 Michigan Ave Buffalo NY		
Work Performed Continued			
Imported Material		Loads:	Amount (Tons)
Exported Material	Destination	Loads:	Amount (Tons)
Total Material Hauled - Approx. (Tons)			0

960 Busti Ave.
Buffalo, New York 14213

Photo Log

Date:	Tuesday, August 9, 2022
Site Name:	Pillgrim Village Family #C915362

Photo 1

No remediation work being done.

960 Busti Ave.
Buffalo, New York 14213

Community Air Monitoring Program Data

Date:	Tuesday, August 9, 2022				
Site Name:	Pillgrim Village Family #C915362				
Upwind Data		Downwind Data			Delta
Time	PM 10 - 15 min AVG (µg/m³)	Time	PM 10 - 15 min AVG (µg/m³)	VOC	PM 10 - 15m AVG (µg/m³)
8/9/22 9:30 AM	0	8/9/22 9:30 AM	2.7	0	2.7
8/9/22 9:40 AM	0	8/9/22 9:40 AM	1.8	0	1.8
8/9/22 9:50 AM	0	8/9/22 9:50 AM	2.3	0	2.3
8/9/22 10:00 AM	0	8/9/22 10:00 AM	2.7	0	2.7
8/9/22 10:10 AM	0	8/9/22 10:10 AM	3.4	0	3.4
8/9/22 10:20 AM	0	8/9/22 10:20 AM	2.8	0	2.8
8/9/22 10:30 AM	0	8/9/22 10:30 AM	2.7	0	2.7
8/9/22 10:40 AM	0	8/9/22 10:40 AM	2.5	0	2.5
8/9/22 10:50 AM	0.1	8/9/22 10:50 AM	1.9	0	1.8
8/9/22 11:00 AM	0.2	8/9/22 11:00 AM	3.2	0	3
8/9/22 11:10 AM	0.3	8/9/22 11:10 AM	2.3	0	2
8/9/22 11:20 AM	0.4	8/9/22 11:20 AM	2.7	0	2.3
8/9/22 11:30 AM	0.4	8/9/22 11:30 AM	1.6	0	1.2
8/9/22 11:40 AM	0.5	8/9/22 11:40 AM	0.5	0	0
8/9/22 11:50 AM	0.9	8/9/22 11:50 AM	1.7	0	0.8
8/9/22 12:00 PM	1	8/9/22 12:00 PM	1.8	0	0.8
8/9/22 12:10 PM	1.1	8/9/22 12:10 PM	3.1	0	2
8/9/22 12:20 PM	1.1	8/9/22 12:20 PM	2.5	0	1.4
8/9/22 12:30 PM	1.1	8/9/22 12:30 PM	1.7	0	0.6
8/9/22 12:40 PM	0.9	8/9/22 12:40 PM	1.7	0	0.8
8/9/22 12:50 PM	1	8/9/22 12:50 PM	0.6	0	-0.4
8/9/22 1:00 PM	1.2	8/9/22 1:00 PM	1.5	0	0.3
8/9/22 1:10 PM	1.3	8/9/22 1:10 PM	1.4	0	0.1
8/9/22 1:20 PM	1.5	8/9/22 1:20 PM	2.3	0	0.8
8/9/22 1:30 PM	2.1	8/9/22 1:30 PM	2	0	-0.1
8/9/22 1:40 PM	2.5	8/9/22 1:40 PM	1.4	0	-1.1
8/9/22 1:50 PM	2.4	8/9/22 1:50 PM	1.6	0	-0.8
8/9/22 2:00 PM	2.7	8/9/22 2:00 PM	0.8	0	-1.9
8/9/22 2:10 PM	2.5	8/9/22 2:10 PM	0.9	0	-1.6
8/9/22 2:20 PM	33.2	8/9/22 2:20 PM	0.9	0	-32.3
8/9/22 2:30 PM	43.1	8/9/22 2:30 PM	1	0	-42.1
8/9/22 2:40 PM	9	8/9/22 2:40 PM	1.2	0	-7.8
8/9/22 2:50 PM	11.3	8/9/22 2:50 PM	2.3	0	-9
8/9/22 3:00 PM	7.3	8/9/22 3:00 PM	1.4	0	-5.9

*****Particulate Threshold PM 10 15minute average = 100µg/m³ above background***

BRYDGES ENGINEERING
IN ENVIRONMENT AND ENERGY, DPC

960 Busti Ave.
Buffalo, New York 14213

Work Location Map

Date:	Tuesday, August 9, 2022
Site Name:	Pillgrim Village Family #C915362

Legend	
UW	Dust monitor location (Upwind)
DW	Dust monitor location (Downwind)
	Work Location

960 Busti Ave.
Buffalo, New York 14213

Daily Field Report

Date:	Wednesday, August 10, 2022
Site Name:	Pillgrim Village Family #C915362
Location:	1100 Michigan Ave Buffalo NY
Contractor/Sub-Contractor:	Kulbacks
Weather Conditions:	Sunny 81 ˚F SW 9 mph

Description of Work Performed:

Excavated an additional 6" lift to remove remaining contaminated soil after samples returned from the lab indicating exceedances were found. Immediately sampled prior to the excavation completion.

Air monitors were up and running. Did not detect any exceedance.

Problems/Observations	None.
Health and Saftey Concerns:	None.
Contractor Work Force:	Kulbacks - 1 supervisor 2 operators 1 laboroer Niagara P&M - 1 supervisor, 1 engineer, 3 laborers
Contractor Equipment	Kulbacks - 2 excavators 2 dozers, 1 roller 1 skidster United Rentals water truck

Attachments : Daily report, Photo Log, Air Monitoring Report, Work Location Map

Inspectors Name	Sydney Deck

960 Busti Ave.
Buffalo, New York 14213

Daily Field Report Continued

Date:	Wednesday, August 10, 2022		
Site Name:	Pillgrim Village Family #C915362		
Location:	1100 Michigan Ave Buffalo NY		
Work Performed Continued			
Imported Material		Loads:	Amount (Tons)
Exported Material	Destination	Loads:	Amount (Tons)
Containmnated Soil	Tonawanda Landfill	4	80
Total Material Hauled - Approx. (Tons)			80

960 Busti Ave.
Buffalo, New York 14213

Photo Log

Date:	Wednesday, August 10, 2022
Site Name:	Pillgrim Village Family #C915362

Photo 1

Location of grid space B3 where exceedance was detected. Excavated further to expose clean virgin soil and remove any remaining contaminated soil.

960 Busti Ave.
Buffalo, New York 14213

Community Air Monitoring Program Data

Date:	Wednesday, August 10, 2022
Site Name:	Pillgrim Village Family #C915362

Upwind Data		Downwind Data			Delta
Time	PM 10 - 15 min AVG (µg/m³)	Time	PM 10 - 15 min AVG (µg/m³)	VOC	PM 10 - 15m AVG (µg/m³)
8/10/22 9:30 AM	5.2	8/10/22 9:30 AM	11.3	0	6.1
8/10/22 9:40 AM	3.3	8/10/22 9:40 AM	7.3	0	4
8/10/22 9:50 AM	0.7	8/10/22 9:50 AM	11.7	0	11
8/10/22 10:00 AM	2.1	8/10/22 10:00 AM	19	0	16.9
8/10/22 10:10 AM	1.2	8/10/22 10:10 AM	10.7	0	9.5
8/10/22 10:20 AM	0.7	8/10/22 10:20 AM	10.8	0	10.1
8/10/22 10:30 AM	2.4	8/10/22 10:30 AM	10.5	0	8.1
8/10/22 10:40 AM	2.6	8/10/22 10:40 AM	7.1	0	4.5
8/10/22 10:50 AM	1.6	8/10/22 10:50 AM	4.4	0	2.8
8/10/22 11:00 AM	2.7	8/10/22 11:00 AM	4.2	0	1.5
8/10/22 11:10 AM	3.3	8/10/22 11:10 AM	5.1	0	1.8
8/10/22 11:20 AM	2.9	8/10/22 11:20 AM	3.8	0	0.9
8/10/22 11:30 AM	1.8	8/10/22 11:30 AM	6.1	0	4.3
8/10/22 11:40 AM	1.3	8/10/22 11:40 AM	17.8	0	16.5
8/10/22 11:50 AM	1.7	8/10/22 11:50 AM	19.2	0	17.5
8/10/22 12:00 PM	3.1	8/10/22 12:00 PM	10.4	0	7.3
8/10/22 12:10 PM	2.9	8/10/22 12:10 PM	6.5	0	3.6
8/10/22 12:20 PM	1	8/10/22 12:20 PM	6	0	5
8/10/22 12:30 PM	2.5	8/10/22 12:30 PM	5.1	0	2.6
8/10/22 12:40 PM	3.2	8/10/22 12:40 PM	4.2	0	1
8/10/22 12:50 PM	2.3	8/10/22 12:50 PM	6.9	0	4.6
8/10/22 1:00 PM	1.4	8/10/22 1:00 PM	5.2	0	3.8
8/10/22 1:10 PM	0.8	8/10/22 1:10 PM	5.5	0	4.7
8/10/22 1:20 PM	1	8/10/22 1:20 PM	4.9	0	3.9
8/10/22 1:30 PM	0.1	8/10/22 1:30 PM	5.4	0	5.3
8/10/22 1:40 PM	0.4	8/10/22 1:40 PM	4.8	0	4.4
8/10/22 1:50 PM	0.6	8/10/22 1:50 PM	5.5	0	4.9
8/10/22 2:00 PM	0.3	8/10/22 2:00 PM	5.1	0	4.8
8/10/22 2:10 PM	0.8	8/10/22 2:10 PM	4.3	0	3.5
8/10/22 2:20 PM	0.8	8/10/22 2:20 PM	6.1	0	5.3
8/10/22 2:30 PM	0.5	8/10/22 2:30 PM	5.2	0	4.7
8/10/22 2:40 PM	0.9	8/10/22 2:40 PM	4.7	0	3.8
8/10/22 2:50 PM	0.7	8/10/22 2:50 PM	12.4	0	11.7
8/10/22 3:00 PM	1.4	8/10/22 3:00 PM	14.8	0	13.4

*****Particulate Threshold PM 10 15minute average = 100µg/m³ above background***

BRYDGES ENGINEERING
IN ENVIRONMENT AND ENERGY, DPC

960 Busti Ave.
Buffalo, New York 14213

Work Location Map

Date:	Wednesday, August 10, 2022
Site Name:	Pillgrim Village Family #C915362

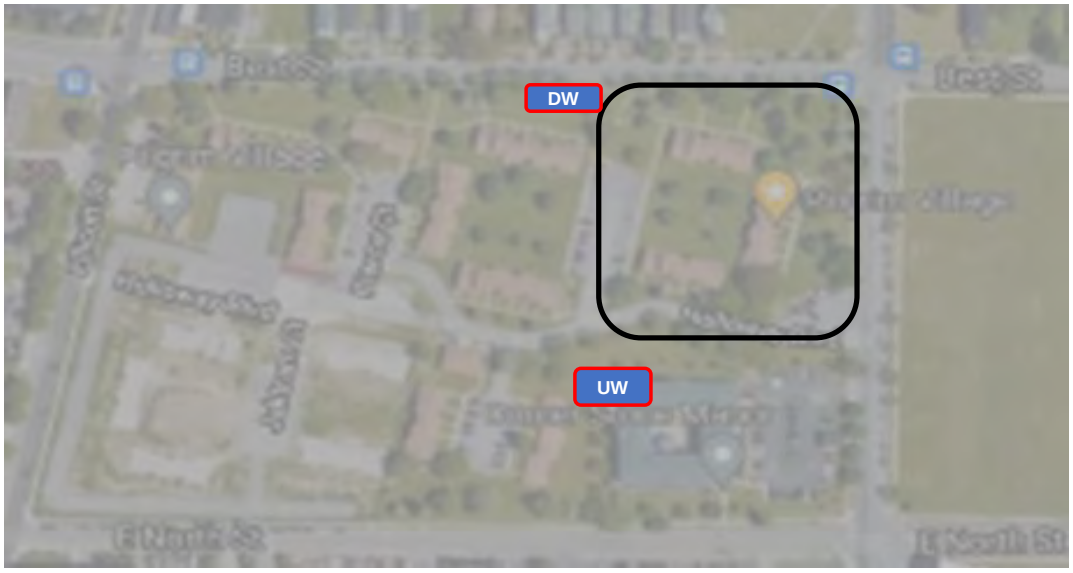

Legend	
UW	Dust monitor location (Upwind)
DW	Dust monitor location (Downwind)
	Work Location

960 Busti Ave.
Buffalo, New York 14213

Daily Field Report

Date:	Thursday, August 11, 2022
Site Name:	Pillgrim Village Family #C915362
Location:	1100 Michigan Ave Buffalo NY
Contractor/Sub-Contractor:	Kulbacks
Weather Conditions:	Partial Clouds 79 ˚F SE 11 mph

Description of Work Performed:

No remediaion work being done today.

Air monitors were up and running. Did not detect any exceedance.

Problems/Observations	None.
Health and Saftey Concerns:	None.
Contractor Work Force:	Kulbacks - 1 supervisor 2 operators 1 laboroer Niagara P&M - 1 supervisor, 1 engineer, 3 laborers
Contractor Equipment	Kulbacks - 2 excavators 2 dozers, 1 roller 1 skidster United Rentals water truck

Attachments : Daily report, Photo Log, Air Monitoring Report, Work Location Map

Inspectors Name	Sydney Deck

960 Busti Ave.
Buffalo, New York 14213

Daily Field Report Continued

Date:	Thursday, August 11, 2022		
Site Name:	Pillgrim Village Family #C915362		
Location:	1100 Michigan Ave Buffalo NY		
Work Performed Continued			
Imported Material		Loads:	Amount (Tons)
Exported Material	Destination	Loads:	Amount (Tons)
Total Material Hauled - Approx. (Tons)			0

960 Busti Ave.
Buffalo, New York 14213

Photo Log

Date:	Thursday, August 11, 2022
Site Name:	Pillgrim Village Family #C915362

Photo 1

No remediation being done.

960 Busti Ave.
Buffalo, New York 14213

Community Air Monitoring Program Data

Date:	Thursday, August 11, 2022				
Site Name:	Pillgrim Village Family #C915362				
Upwind Data		Downwind Data			Delta
Time	PM 10 - 15 min AVG (µg/m³)	Time	PM 10 - 15 min AVG (µg/m³)	VOC	PM 10 - 15m AVG (µg/m³)
8/11/22 9:30 AM	1.6	8/11/22 9:30 AM	0	0	-1.6
8/11/22 9:40 AM	3.4	8/11/22 9:40 AM	0.1	0	-3.3
8/11/22 9:50 AM	5.6	8/11/22 9:50 AM	0.5	0	-5.1
8/11/22 10:00 AM	2.9	8/11/22 10:00 AM	1.1	0	-1.8
8/11/22 10:10 AM	1.5	8/11/22 10:10 AM	1.4	0	-0.1
8/11/22 10:20 AM	3.5	8/11/22 10:20 AM	1.3	0	-2.2
8/11/22 10:30 AM	4.4	8/11/22 10:30 AM	1.2	0	-3.2
8/11/22 10:40 AM	4.7	8/11/22 10:40 AM	1.3	0	-3.4
8/11/22 10:50 AM	0.4	8/11/22 10:50 AM	1.2	0	0.8
8/11/22 11:00 AM	0.5	8/11/22 11:00 AM	1.4	0	0.9
8/11/22 11:10 AM	1.1	8/11/22 11:10 AM	1.3	0	0.2
8/11/22 11:20 AM	1.2	8/11/22 11:20 AM	20.2	0	19
8/11/22 11:30 AM	1.2	8/11/22 11:30 AM	26.7	0	25.5
8/11/22 11:40 AM	1.3	8/11/22 11:40 AM	40.8	0	39.5
8/11/22 11:50 AM	2.7	8/11/22 11:50 AM	19.1	0	16.4
8/11/22 12:00 PM	2.7	8/11/22 12:00 PM	18.9	0	16.2
8/11/22 12:10 PM	2.8	8/11/22 12:10 PM	10.9	0	8.1
8/11/22 12:20 PM	2.9	8/11/22 12:20 PM	6.6	0	3.7
8/11/22 12:30 PM	5	8/11/22 12:30 PM	12.9	0	7.9
8/11/22 12:40 PM	11.3	8/11/22 12:40 PM	24	0	12.7
8/11/22 12:50 PM	8.3	8/11/22 12:50 PM	20.2	0	11.9
8/11/22 1:00 PM	2.9	8/11/22 1:00 PM	23	0	20.1
8/11/22 1:10 PM	3	8/11/22 1:10 PM	28	0	25
8/11/22 1:20 PM	3.2	8/11/22 1:20 PM	35.4	0	32.2
8/11/22 1:30 PM	3.2	8/11/22 1:30 PM	60.5	0	57.3
8/11/22 1:40 PM	3.2	8/11/22 1:40 PM	14.7	0	11.5
8/11/22 1:50 PM	3.3	8/11/22 1:50 PM	62.6	0	59.3
8/11/22 2:00 PM	17.2	8/11/22 2:00 PM	98.9	0	81.7
8/11/22 2:10 PM	8.5	8/11/22 2:10 PM	75.1	0	66.6
8/11/22 2:20 PM	2.9	8/11/22 2:20 PM	20.5	0	17.6
8/11/22 2:30 PM	3.8	8/11/22 2:30 PM	22.7	0	18.9
8/11/22 2:40 PM	4.1	8/11/22 2:40 PM	94.9	0	90.8
8/11/22 2:50 PM	8.6	8/11/22 2:50 PM	49.4	0	40.8
8/11/22 3:00 PM	3.4	8/11/22 3:00 PM	20.8	0	17.4

*****Particulate Threshold PM 10 15minute average = 100µg/m³ above background***

960 Busti Ave.
Buffalo, New York 14213

Work Location Map

Date:	Thursday, August 11, 2022
Site Name:	Pillgrim Village Family #C915362

Legend	
UW	Dust monitor location (Upwind)
DW	Dust monitor location (Downwind)
	Work Location

960 Busti Ave.
Buffalo, New York 14213

Daily Field Report

Date:	Friday, August 12, 2022
Site Name:	Pillgrim Village Family #C915362
Location:	1100 Michigan Ave Buffalo NY
Contractor/Sub-Contractor:	Kulbacks
Weather Conditions:	Partial Clouds 77 ˚F N 5 mph

Description of Work Performed:

No remediaion work being done today.

Air monitors were up and running. Did not detect any exceedance.

Problems/Observations	None.
Health and Saftey Concerns:	None.
Contractor Work Force:	Kulbacks - 1 supervisor 2 operators 1 laboroer Niagara P&M - 1 supervisor, 1 engineer, 3 laborers
Contractor Equipment	Kulbacks - 2 excavators 2 dozers, 1 roller 1 skidster United Rentals water truck

Attachments : Daily report, Photo Log, Air Monitoring Report, Work Location Map

Inspectors Name	Sydney Deck

960 Busti Ave.
Buffalo, New York 14213

Daily Field Report Continued

Date:	Friday, August 12, 2022		
Site Name:	Pillgrim Village Family #C915362		
Location:	1100 Michigan Ave Buffalo NY		
Work Performed Continued			
Imported Material		Loads:	Amount (Tons)
Exported Material	Destination	Loads:	Amount (Tons)
Total Material Hauled - Approx. (Tons)			0

960 Busti Ave.
Buffalo, New York 14213

Photo Log

Date:	Friday, August 12, 2022
Site Name:	Pillgrim Village Family #C915362

Photo 1

No remediation being done.

960 Busti Ave.
Buffalo, New York 14213

Community Air Monitoring Program Data

Date:	Friday, August 12, 2022				
Site Name:	Pillgrim Village Family #C915362				
Upwind Data		Downwind Data			Delta
Time	PM 10 - 15 min AVG (µg/m³)	Time	PM 10 - 15 min AVG (µg/m³)	VOC	PM 10 - 15m AVG (µg/m³)
8/12/22 8:50 AM	6.3	8/12/22 8:50 AM	40.2	0	33.9
8/12/22 9:00 AM	4	8/12/22 9:00 AM	24.5	0	20.5
8/12/22 9:10 AM	2.5	8/12/22 9:10 AM	31.6	0	29.1
8/12/22 9:20 AM	2.8	8/12/22 9:20 AM	21.7	0	18.9
8/12/22 9:30 AM	2.3	8/12/22 9:30 AM	19.5	0	17.2
8/12/22 9:40 AM	3	8/12/22 9:40 AM	23.1	0	20.1
8/12/22 9:50 AM	2.4	8/12/22 9:50 AM	4.4	0	2
8/12/22 10:00 AM	4.3	8/12/22 10:00 AM	7.3	0	3
8/12/22 10:10 AM	5.8	8/12/22 10:10 AM	11.9	0	6.1
8/12/22 10:20 AM	4.5	8/12/22 10:20 AM	6	0	1.5
8/12/22 10:30 AM	3.7	8/12/22 10:30 AM	2.5	0	-1.2
8/12/22 10:40 AM	3	8/12/22 10:40 AM	2.5	0	-0.5
8/12/22 10:50 AM	1.8	8/12/22 10:50 AM	1.6	0	-0.2
8/12/22 11:00 AM	1.9	8/12/22 11:00 AM	2.8	0	0.9
8/12/22 11:10 AM	3.3	8/12/22 11:10 AM	6.4	0	3.1
8/12/22 11:20 AM	9.2	8/12/22 11:20 AM	8.2	0	-1
8/12/22 11:30 AM	7.7	8/12/22 11:30 AM	10.3	0	2.6
8/12/22 11:40 AM	2.7	8/12/22 11:40 AM	9.5	0	6.8
8/12/22 11:50 AM	11.7	8/12/22 11:50 AM	5.1	0	-6.6
8/12/22 12:00 PM	10.3	8/12/22 12:00 PM	3	0	-7.3
8/12/22 12:10 PM	5.8	8/12/22 12:10 PM	1.6	0	-4.2
8/12/22 12:20 PM	19.8	8/12/22 12:20 PM	2.3	0	-17.5
8/12/22 12:30 PM	17.3	8/12/22 12:30 PM	1.2	0	-16.1
8/12/22 12:40 PM	1.8	8/12/22 12:40 PM	2.5	0	0.7
8/12/22 12:50 PM	2.3	8/12/22 12:50 PM	3.4	0	1.1
8/12/22 1:00 PM	3.4	8/12/22 1:00 PM	3.4	0	0
8/12/22 1:10 PM	5	8/12/22 1:10 PM	1.6	0	-3.4
8/12/22 1:20 PM	4	8/12/22 1:20 PM	0.5	0	-3.5
8/12/22 1:30 PM	4.5	8/12/22 1:30 PM	3.6	0	-0.9
8/12/22 1:40 PM	4.9	8/12/22 1:40 PM	4.5	0	-0.4
8/12/22 1:50 PM	2.5	8/12/22 1:50 PM	2.3	0	-0.2
8/12/22 2:00 PM	2.2	8/12/22 2:00 PM	3	0	0.8
8/12/22 2:10 PM	1.9	8/12/22 2:10 PM	2.3	0	0.4
8/12/22 2:20 PM	4.2	8/12/22 2:20 PM	2.1	0	-2.1
8/12/22 2:30 PM	4.4	8/12/22 2:30 PM	3.6	0	-0.8
8/12/22 2:40 PM	4.4	8/12/22 2:40 PM	1.6	0	-2.8
8/12/22 2:50 PM	2.5	8/12/22 2:50 PM	5.7	0	3.2
8/12/22 3:00 PM	2.2	8/12/22 3:00 PM	5	0	2.8
8/12/22 3:10 PM	2.7	8/12/22 3:10 PM	7.5	0	4.8
8/12/22 3:20 PM	2.9	8/12/22 3:20 PM	7.2	0	4.3

*****Particulate Threshold PM 10 15minute average = 100µg/m³ above background***

960 Busti Ave.
Buffalo, New York 14213

Work Location Map

Date:	Friday, August 12, 2022
Site Name:	Pillgrim Village Family #C915362

Legend	
UW	Dust monitor location (Upwind)
DW	Dust monitor location (Downwind)
	Work Location

960 Busti Ave.
Buffalo, New York 14213

Daily Field Report

Date:	Monday, August 15, 2022
Site Name:	Pillgrim Village Family #C915362
Location:	1100 Michigan Ave Buffalo NY
Contractor/Sub-Contractor:	Kulbacks
Weather Conditions:	Mostly Cloudy 80 ˚F NW 11 mph

Description of Work Performed:

Backfill brought in from LaFarge and distributed throughout the site.

Air monitors were up and running. Did not detect any exceedance.

Problems/Observations	None.
Health and Saftey Concerns:	None.
Contractor Work Force:	Kulbacks - 1 supervisor 2 operators 1 laboroer Niagara P&M - 1 supervisor, 1 engineer, 3 laborers
Contractor Equipment	Kulbacks - 2 excavators 2 dozers, 1 roller 1 skidster United Rentals water truck

Attachments : Daily report, Photo Log, Air Monitoring Report, Work Location Map

Inspectors Name	Sydney Deck

960 Busti Ave.
Buffalo, New York 14213

Daily Field Report Continued

Date:	Monday, August 15, 2022
Site Name:	Pillgrim Village Family #C915362
Location:	1100 Michigan Ave Buffalo NY
Work Performed Continued	

Imported Material		Loads:	Amount (Tons)
LaFarge Dry Screening		15	314.74
Exported Material	Destination	Loads:	Amount (Tons)
Total Material Hauled - Approx. (Tons)			0

960 Busti Ave.
Buffalo, New York 14213

Photo Log

Date:	Monday, August 15, 2022
Site Name:	Pillgrim Village Family #C915362

Photo 1

No remediation work being done.

BRYDGES ENGINEERING
IN ENVIRONMENT AND ENERGY, DPC

960 Busti Ave.
Buffalo, New York 14213

Community Air Monitoring Program Data

Date:	Monday, August 15, 2022
Site Name:	Pillgrim Village Family #C915362

Upwind Data		Downwind Data			Delta
Time	PM 10 - 15 min AVG (µg/m³)	Time	PM 10 - 15 min AVG (µg/m³)	VOC	PM 10 - 15m AVG (µg/m³)
8/15/22 8:20 AM	5.6	8/15/22 8:30 AM	105.3	0	99.7
8/15/22 8:30 AM	4.3	8/15/22 8:40 AM	101.2	0	96.9
8/15/22 8:40 AM	6.5	8/15/22 8:50 AM	34.4	0	27.9
8/15/22 8:50 AM	5.1	8/15/22 9:00 AM	18.8	0	13.7
8/15/22 9:00 AM	5.6	8/15/22 9:10 AM	16.8	0	11.2
8/15/22 9:10 AM	6.5	8/15/22 9:20 AM	7.4	0	0.9
8/15/22 9:20 AM	3.1	8/15/22 9:30 AM	8.1	0	5
8/15/22 9:30 AM	3.3	8/15/22 9:40 AM	7.4	0	4.1
8/15/22 9:40 AM	3.1	8/15/22 9:50 AM	8.8	0	5.7
8/15/22 9:50 AM	3.9	8/15/22 10:00 AM	3.7	0	-0.2
8/15/22 10:00 AM	7.8	8/15/22 10:10 AM	4.8	0	-3
8/15/22 10:10 AM	2.5	8/15/22 10:20 AM	7.3	0	4.8
8/15/22 10:20 AM	5.4	8/15/22 10:30 AM	8.4	0	3
8/15/22 10:30 AM	8.3	8/15/22 10:40 AM	9.9	0	1.6
8/15/22 10:40 AM	6.6	8/15/22 10:50 AM	12.3	0	5.7
8/15/22 10:50 AM	3.6	8/15/22 11:00 AM	15.8	0	12.2
8/15/22 11:00 AM	2.9	8/15/22 11:10 AM	22.6	0	19.7
8/15/22 11:10 AM	3.3	8/15/22 11:20 AM	11	0	7.7
8/15/22 11:20 AM	4	8/15/22 11:30 AM	9.1	0	5.1
8/15/22 11:30 AM	3	8/15/22 11:40 AM	14.3	0	11.3
8/15/22 11:40 AM	3.3	8/15/22 11:50 AM	41.4	0	38.1
8/15/22 11:50 AM	5.1	8/15/22 12:00 PM	36	0	30.9
8/15/22 12:00 PM	5.9	8/15/22 12:10 PM	29.7	0	23.8
8/15/22 12:10 PM	5.1	8/15/22 12:20 PM	26.5	0	21.4
8/15/22 12:20 PM	5.2	8/15/22 12:30 PM	4.5	0	-0.7
8/15/22 12:30 PM	4.1	8/15/22 12:40 PM	4.4	0	0.3
8/15/22 12:40 PM	4.5	8/15/22 12:50 PM	1.6	0	-2.9
8/15/22 12:50 PM	7.4	8/15/22 1:00 PM	12.4	0	5
8/15/22 1:00 PM	8.8	8/15/22 1:10 PM	23.8	0	15
8/15/22 1:10 PM	4.5	8/15/22 1:20 PM	34.3	0	29.8
8/15/22 1:20 PM	5.3	8/15/22 1:30 PM	29.9	0	24.6
8/15/22 1:30 PM	4	8/15/22 1:40 PM	22.6	0	18.6
8/15/22 1:40 PM	3.6	8/15/22 1:50 PM	15.1	0	11.5
8/15/22 1:50 PM	4.9	8/15/22 2:00 PM	29.4	0	24.5
8/15/22 2:00 PM	4.6	8/15/22 2:10 PM	48.3	0	43.7
8/15/22 2:10 PM	3.1	8/15/22 2:20 PM	39.2	0	36.1
8/15/22 2:20 PM	2.9	8/15/22 2:30 PM	28.2	0	25.3
8/15/22 2:30 PM	2.9	8/15/22 2:40 PM	12	0	9.1
8/15/22 2:40 PM	1.9	8/15/22 2:50 PM	101	0	99.1
8/15/22 2:50 PM	3.9	8/15/22 3:00 PM	93	0	89.1
8/15/22 3:00 PM	4.9	8/15/22 3:10 PM	19.5	0	14.6
8/15/22 3:10 PM	6.2	8/15/22 3:20 PM	24.4	0	18.2
8/15/22 3:20 PM	6	8/15/22 3:30 PM	31.1	0	25.1
8/15/22 3:30 PM	3.2	8/15/22 3:40 PM	52.7	0	49.5
8/15/22 3:40 PM	2.8	8/15/22 3:40 PM	52.7	0	49.9

*****Particulate Threshold PM 10 15minute average = 100µg/m³ above background***

BRYDGES ENGINEERING
IN ENVIRONMENT AND ENERGY, DPC

960 Busti Ave.
Buffalo, New York 14213

Work Location Map

Date:	Monday, August 15, 2022
Site Name:	Pillgrim Village Family #C915362

Legend	
UW	Dust monitor location (Upwind)
DW	Dust monitor location (Downwind)
	Work Location

960 Busti Ave.
Buffalo, New York 14213

Daily Field Report

Date:	Tuesday, August 16, 2022
Site Name:	Pillgrim Village Family #C915362
Location:	1100 Michigan Ave Buffalo NY
Contractor/Sub-Contractor:	Kulbacks
Weather Conditions:	Thunderstorm 73 ˚F E 7 mph
Description of Work Performed: No remediation work being done. Air monitors were not set up due to excessive rain.	
Problems/Observations	None.
Health and Saftey Concerns:	None.
Contractor Work Force:	Kulbacks - 1 supervisor 2 operators 1 laboroer Niagara P&M - 1 supervisor, 1 engineer, 3 laborers
Contractor Equipment	Kulbacks - 2 excavators 2 dozers, 1 roller 1 skidster United Rentals water truck
Attachments : Daily report, Photo Log, Air Monitoring Report, Work Location Map	
Inspectors Name	Sydney Deck

960 Busti Ave.
Buffalo, New York 14213

Daily Field Report Continued

Date:	Tuesday, August 16, 2022		
Site Name:	Pillgrim Village Family #C915362		
Location:	1100 Michigan Ave Buffalo NY		
Work Performed Continued			
Imported Material		Loads:	Amount (Tons)
Exported Material	Destination	Loads:	Amount (Tons)
Total Material Hauled - Approx. (Tons)			

960 Busti Ave.
Buffalo, New York 14213

Photo Log

Date:	Tuesday, August 16, 2022
Site Name:	Pillgrim Village Family #C915362

Photo 1

No remediation work being done.

BRYDGES ENGINEERING IN ENVIRONMENT AND ENERGY, DPC

960 Busti Ave.
Buffalo, New York 14213

Community Air Monitoring Program Data

Date:		Tuesday, August 16, 2022			
Site Name:		Pillgrim Village Family #C915362			
Upwind Data		Downwind Data			Delta
Time	PM 10 - 15 min AVG (µg/m³)	Time	PM 10 - 15 min AVG (µg/m³)	VOC	PM 10 - 15m AVG (µg/m³)
				0	0
				0	0
				0	0
				0	0
				0	0
				0	0
				0	0
				0	0
				0	0
				0	0
				0	0
				0	0
				0	0
				0	0
				0	0
				0	0
				0	0
***Particulate Threshold PM 10 15minute average = 100µg/m³ above background*					

Monitors were not setup due to excessive rain.

BRYDGES ENGINEERING
IN ENVIRONMENT AND ENERGY, DPC

960 Busti Ave.
Buffalo, New York 14213

Work Location Map

Date:	Tuesday, August 16, 2022
Site Name:	Pillgrim Village Family #C915362

Legend	
UW	Dust monitor location (Upwind)
DW	Dust monitor location (Downwind)
	Work Location

960 Busti Ave.
Buffalo, New York 14213

Daily Field Report

Date:	Wednesday, August 17, 2022
Site Name:	Pillgrim Village Family #C915362
Location:	1100 Michigan Ave Buffalo NY
Contractor/Sub-Contractor:	Kulbacks
Weather Conditions:	Heavy Rain 75 ˚F S 5 mph
Description of Work Performed: No remediation work being done. Air monitors were not set up due to excessive rain.	
Problems/Observations	None.
Health and Saftey Concerns:	None.
Contractor Work Force:	Kulbacks - 1 supervisor 2 operators 1 laboroer Niagara P&M - 1 supervisor, 1 engineer, 3 laborers
Contractor Equipment	Kulbacks - 2 excavators 2 dozers, 1 roller 1 skidster United Rentals water truck
Attachments : Daily report, Photo Log, Air Monitoring Report, Work Location Map	
Inspectors Name	Sydney Deck

960 Busti Ave.
Buffalo, New York 14213

Daily Field Report Continued

Date:	Wednesday, August 17, 2022		
Site Name:	Pillgrim Village Family #C915362		
Location:	1100 Michigan Ave Buffalo NY		
Work Performed Continued			
Imported Material		Loads:	Amount (Tons)
Exported Material	Destination	Loads:	Amount (Tons)
Total Material Hauled - Approx. (Tons)			

960 Busti Ave.
Buffalo, New York 14213

Photo Log

Date:	Wednesday, August 17, 2022
Site Name:	Pillgrim Village Family #C915362

Photo 1

No remediation work being done.

BRYDGES ENGINEERING IN ENVIRONMENT AND ENERGY, DPC

960 Busti Ave.
Buffalo, New York 14213

Community Air Monitoring Program Data

Date:		Wednesday, August 17, 2022			
Site Name:		Pillgrim Village Family #C915362			
Upwind Data		Downwind Data			Delta
Time	PM 10 - 15 min AVG (µg/m³)	Time	PM 10 - 15 min AVG (µg/m³)	VOC	PM 10 - 15m AVG (µg/m³)
				0	0
				0	0
				0	0
				0	0
				0	0
				0	0
				0	0
				0	0
				0	0
				0	0
				0	0
				0	0
				0	0
				0	0
				0	0
				0	0
				0	0

Monitors were not setup due to excessive rain.

*****Particulate Threshold PM 10 15minute average = 100µg/m³ above background***

BRYDGES ENGINEERING
IN ENVIRONMENT AND ENERGY, DPC

960 Busti Ave.
Buffalo, New York 14213

Work Location Map

Date:	Wednesday, August 17, 2022
Site Name:	Pillgrim Village Family #C915362

Legend	
UW	Dust monitor location (Upwind)
DW	Dust monitor location (Downwind)
	Work Location

960 Busti Ave.
Buffalo, New York 14213

Daily Field Report

Date:	Thursday, August 18, 2022
Site Name:	Pillgrim Village Family #C915362
Location:	1100 Michigan Ave Buffalo NY
Contractor/Sub-Contractor:	Kulbacks
Weather Conditions:	Rain 81 ˚F W 10 mph

Description of Work Performed:

No remediation work being done today.

Air monitors were set up and running throughout the day. Dust monitor fell over causing an exceedance at 11:30AM. Issue immediately resolved.

Problems/Observations	None.
Health and Saftey Concerns:	None.
Contractor Work Force:	Kulbacks - 1 supervisor 2 operators 1 laboroer Niagara P&M - 1 supervisor, 1 engineer, 3 laborers
Contractor Equipment	Kulbacks - 2 excavators 2 dozers, 1 roller 1 skidster United Rentals water truck

Attachments : Daily report, Photo Log, Air Monitoring Report, Work Location Map

Inspectors Name	Sydney Deck

960 Busti Ave.
Buffalo, New York 14213

Daily Field Report Continued

Date:	Thursday, August 18, 2022		
Site Name:	Pillgrim Village Family #C915362		
Location:	1100 Michigan Ave Buffalo NY		
Work Performed Continued			
Imported Material		Loads:	Amount (Tons)
Exported Material	Destination	Loads:	Amount (Tons)
Total Material Hauled - Approx. (Tons)			0

960 Busti Ave.
Buffalo, New York 14213

Photo Log

Date:	Thursday, August 18, 2022
Site Name:	Pillgrim Village Family #C915362

Photo 1

No remediation being done.

960 Busti Ave.
Buffalo, New York 14213

Community Air Monitoring Program Data

Date:		Thursday, August 18, 2022			
Site Name:		Pillgrim Village Family #C915362			
Upwind Data		Downwind Data			Delta
Time	PM 10 - 15 min AVG (µg/m³)	Time	PM 10 - 15 min AVG (µg/m³)	VOC	PM 10 - 15m AVG (µg/m³)
8/18/22 9:20 AM	3	8/18/22 9:20 AM	14.1	0	11.1
8/18/22 9:30 AM	3.7	8/18/22 9:30 AM	15.1	0	11.4
8/18/22 9:40 AM	4.8	8/18/22 9:40 AM	18	0	13.2
8/18/22 9:50 AM	5.9	8/18/22 9:50 AM	33.5	0	27.6
8/18/22 10:00 AM	6.9	8/18/22 10:00 AM	56.1	0	49.2
8/18/22 10:10 AM	13	8/18/22 10:10 AM	43.3	0	30.3
8/18/22 10:20 AM	7.1	8/18/22 10:20 AM	31.3	0	24.2
8/18/22 10:30 AM	5.1	8/18/22 10:30 AM	21.3	0	16.2
8/18/22 10:40 AM	5.5	8/18/22 10:40 AM	21.4	0	15.9
8/18/22 10:50 AM	6.7	8/18/22 10:50 AM	31.4	0	24.7
8/18/22 11:00 AM	5.8	8/18/22 11:00 AM	42.3	0	36.5
8/18/22 11:10 AM	5.8	8/18/22 11:10 AM	31.5	0	25.7
8/18/22 11:20 AM	9.5	8/18/22 11:20 AM	22.4	0	12.9
8/18/22 11:30 AM	8.6	8/18/22 11:30 AM	118.7	0	110.1
8/18/22 11:40 AM	11.5	8/18/22 11:40 AM	33.7	0	22.2
8/18/22 11:50 AM	11.8	8/18/22 11:50 AM	30.6	0	18.8
8/18/22 12:00 PM	9.4	8/18/22 12:00 PM	23.4	0	14
8/18/22 12:10 PM	7.6	8/18/22 12:10 PM	13.8	0	6.2
8/18/22 12:20 PM	6.2	8/18/22 12:20 PM	8.9	0	2.7
8/18/22 12:30 PM	4.5	8/18/22 12:30 PM	9.2	0	4.7

*****Particulate Threshold PM 10 15minute average = 100µg/m³ above background***

BRYDGES ENGINEERING
IN ENVIRONMENT AND ENERGY, DPC

960 Busti Ave.
Buffalo, New York 14213

Work Location Map

Date:	Thursday, August 18, 2022
Site Name:	Pillgrim Village Family #C915362

Legend	
UW	Dust monitor location (Upwind)
DW	Dust monitor location (Downwind)
	Work Location

960 Busti Ave.
Buffalo, New York 14213

Daily Field Report

Date:	Friday, August 19, 2022
Site Name:	Pillgrim Village Family #C915362
Location:	1100 Michigan Ave Buffalo NY
Contractor/Sub-Contractor:	Kulbacks
Weather Conditions:	Partial Clouds 82 ˚F S 10 mph

Description of Work Performed:

No remediaion work being done today.

Air monitors were up and running throughout the day - No exceedances detected.

Problems/Observations	None.
Health and Saftey Concerns:	None.
Contractor Work Force:	Kulbacks - 1 supervisor 2 operators 1 laboroer Niagara P&M - 1 supervisor, 1 engineer, 3 laborers
Contractor Equipment	Kulbacks - 2 excavators 2 dozers, 1 roller 1 skidster United Rentals water truck

Attachments : Daily report, Photo Log, Air Monitoring Report, Work Location Map

Inspectors Name	Sydney Deck

960 Busti Ave.
Buffalo, New York 14213

Daily Field Report Continued

Date:	Friday, August 19, 2022		
Site Name:	Pillgrim Village Family #C915362		
Location:	1100 Michigan Ave Buffalo NY		
Work Performed Continued			
Imported Material		Loads:	Amount (Tons)
Exported Material	Destination	Loads:	Amount (Tons)
Total Material Hauled - Approx. (Tons)			0

960 Busti Ave.
Buffalo, New York 14213

Photo Log

Date:	Friday, August 19, 2022
Site Name:	Pillgrim Village Family #C915362

Photo 1

No remediation being done.

960 Busti Ave.
Buffalo, New York 14213

Community Air Monitoring Program Data

Date:		Friday, August 19, 2022			
Site Name:		Pillgrim Village Family #C915362			
Upwind Data		Downwind Data			Delta
Time	PM 10 - 15 min AVG (µg/m³)	Time	PM 10 - 15 min AVG (µg/m³)	VOC	PM 10 - 15m AVG (µg/m³)
		8/19/22 8:20 AM	26.4	0	26.4
8/19/22 8:30 AM	2	8/19/22 8:30 AM	2.2	0	0.23
8/19/22 8:40 AM	2.4	8/19/22 8:40 AM	10.6	0	8.21
8/19/22 8:50 AM	2.8	8/19/22 8:50 AM	16.0	0	13.16
8/19/22 9:00 AM	2.9	8/19/22 9:00 AM	17.3	0	14.39
8/19/22 9:10 AM	2.3	8/19/22 9:10 AM	18.2	0	15.86
8/19/22 9:20 AM	2.4	8/19/22 9:20 AM	18.8	0	16.41
8/19/22 9:30 AM	1.8	8/19/22 9:30 AM	15.5	0	13.71
8/19/22 9:40 AM	2.1	8/19/22 9:40 AM	17.8	0	15.66
8/19/22 9:50 AM	2.1	8/19/22 9:50 AM	18.6	0	16.49
8/19/22 10:00 AM	2.4	8/19/22 10:00 AM	19.4	0	17.04
8/19/22 10:10 AM	2.6	8/19/22 10:10 AM	19.2	0	16.56
8/19/22 10:20 AM	1.8	8/19/22 10:20 AM	17.4	0	15.62
8/19/22 10:30 AM	1.8	8/19/22 10:30 AM	16.9	0	15.11
8/19/22 10:40 AM	2.2	8/19/22 10:40 AM	15.8	0	13.61
8/19/22 10:50 AM	2.3	8/19/22 10:50 AM	18.0	0	15.66
8/19/22 11:00 AM	2.7	8/19/22 11:00 AM	18.1	0	15.38
8/19/22 11:10 AM	2.3	8/19/22 11:10 AM	17.6	0	15.3
8/19/22 11:20 AM	1.7	8/19/22 11:20 AM	20.0	0	18.3
8/19/22 11:30 AM	1.6	8/19/22 11:30 AM	2.0	0	0.38
8/19/22 11:40 AM	2	8/19/22 11:40 AM	22.3	0	20.3
8/19/22 11:50 AM	1.5	8/19/22 11:50 AM	18.2	0	16.67
8/19/22 12:00 PM	1.8	8/19/22 12:00 PM	17.2	0	15.4
8/19/22 12:10 PM	2.3	8/19/22 12:10 PM	17.2	0	14.92
8/19/22 12:20 PM	2	8/19/22 12:20 PM	17.3	0	15.32
8/19/22 12:30 PM	1.8	8/19/22 12:30 PM	17.4	0	15.64
8/19/22 12:40 PM	1.8	8/19/22 12:40 PM	16.6	0	14.78
8/19/22 12:50 PM	2	8/19/22 12:50 PM	18.9	0	16.9
8/19/22 1:00 PM	1.7	8/19/22 1:00 PM	16.6	0	14.9
8/19/22 1:10 PM	1.5	8/19/22 1:10 PM	12.2	0	10.7
8/19/22 1:20 PM	1.8	8/19/22 1:20 PM	15.5	0	13.7
8/19/22 1:30 PM	1.8	8/19/22 1:30 PM	13.6	0	11.8
8/19/22 1:40 PM	1.6	8/19/22 1:40 PM	15.5	0	13.89
8/19/22 1:50 PM	1.7	8/19/22 1:50 PM	14.4	0	12.72
8/19/22 2:00 PM	2.6	8/19/22 2:00 PM	16.5	0	13.86
8/19/22 2:10 PM	2.2	8/19/22 2:10 PM	17.7	0	15.5
8/19/22 2:20 PM	2.2	8/19/22 2:20 PM	17.0	0	14.76

*****Particulate Threshold PM 10 15minute average = 100µg/m³ above background***

BRYDGES ENGINEERING
IN ENVIRONMENT AND ENERGY, DPC

960 Busti Ave.
Buffalo, New York 14213

Work Location Map

Date:	Friday, August 19, 2022
Site Name:	Pillgrim Village Family #C915362

Legend	
UW	Dust monitor location (Upwind)
DW	Dust monitor location (Downwind)
	Work Location

960 Busti Ave.
Buffalo, New York 14213

Daily Field Report

Date:	Friday, September 9, 2022
Site Name:	Pillgrim Village - Family Site #C915362
Location:	1100 Michigan Ave Buffalo NY
Contractor/Sub-Contractor:	SJB
Weather Conditions:	Sunny 75 ˚F SW 6 mph
Description of Work Performed: Drilling and well construction for MW1 & MW4.	
Problems/Observations	None.
Health and Saftey Concerns:	None.
Contractor Work Force:	SJB- 2 laborers
Contractor Equipment	Geoprobe 6620DT
Attachments : Daily report, Photo Log, Work Location Map	
Inspectors Name	Jacob Cox

960 Busti Ave.
Buffalo, New York 14213

Daily Field Report Continued

Date:	Friday, September 9, 2022		
Site Name:	Pillgrim Village - Family Site #C915362		
Location:	1100 Michigan Ave Buffalo NY		
Work Performed Continued			
Imported Material		Loads:	Amount (Tons)
Exported Material	Destination	Loads:	Amount (Tons)
Total Material Hauled - Approx. (Tons)			0

960 Busti Ave.
Buffalo, New York 14213

Photo Log

Date:	Friday, September 9, 2022
Site Name:	Pillgrim Village - Family Site #C915362

Photo 1	Photo 2
Beginning of MW1 Drilling (Facing West)	Location was moved North due to grinding. Re-start MW1 (Facing West)
Photo 2	**Photo 4**
Install casing after drilling MW4 (Facing SW)	Final location on MW4 (Facing SW)

960 Busti Ave.
Buffalo, New York 14213

Work Location Map

Date:	Friday, September 9, 2022
Site Name:	Pillgrim Village - Family Site #C915362

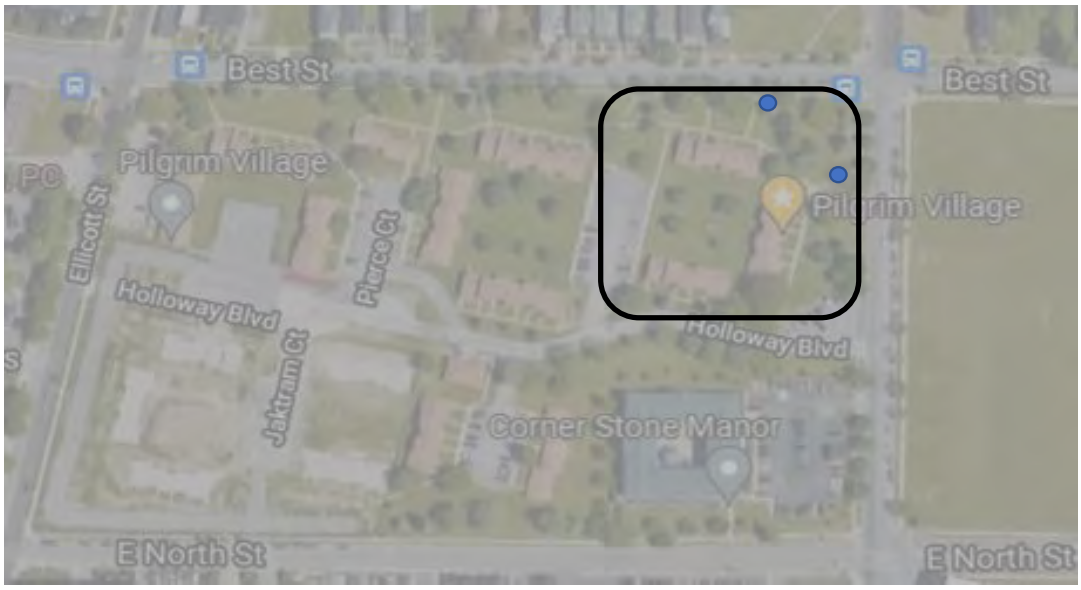

Legend	
	Work Location
	Approximate MW Location

BRYDGES ENGINEERING
IN ENVIRONMENT AND ENERGY, DPC

960 Busti Ave.
Suite B-150
Buffalo, New York 14213

Daily Field Report

Date:	Tuesday, September 20, 2022
Site Name:	Pilgrim Village - Family Site #C915362
Location:	1100 Michigan Ave, Buffalo
Contractor/Sub-Contractor:	N/A
Weather Conditions:	Some Clouds 70 ° F Wind : W 11 MPH

Description of Work Performed:

9:00 - Arrived onsite with Tim Burmeier. Unloaded supplies at MW-R1

9:20 - Began purging well at 150 mL/min.

9:35 - Finished purging well, removed approximately 0.5 gallons before sampling.

9:40 - Sampled well for metals, VOC's and SVOC's. 6 containers total.

10:00 - Finished sampling at MW-R1. Decontaminating supplies and moving to MW-R4 to being purge and sample.

10:30 - Began purging MW-R4 at 150 mL/min.

10:50 - Finished purging well, removed approximately 1.0 gallons.
10:55 - Began sampling well. 6 containers were needed to be filled to test for metals, VOCs and SVOC's.
11:15 - Finished sampling and decontaminated supplies. Left site.

Problems/Observations	None.
Health and Saftey Concerns:	None.
Contractor Work Force:	Tim Burmeier (Private contractor)
Contractor Equipment	Low flow pump (Peristaltic), turbidity meter, flow cell, 2x5-gal buckets, tubing, water level meter

Attachments : Daily report, Photo Log, Air Monitoring Report, Work Location Map

Inspectors Name	Sydney Deck

960 Busti Ave.
Buffalo, New York 14213

Photo Log

Date:	Tuesday, September 20, 2022
Site Name:	Pilgrim Village - Family Site #C915362

Photo 1

Pictured above : flow cell is set up within the 5-gallon bucket to adequately measure parameters (pH, LDO, conductivity, etc) as well as a water lever meter is inserted into the pipe to determine the recharge rate and depth to water. Photo taken at MW-R1

Photo 2

Pictured above : Jacob Cox measuring turbidity of water being purged from well MW-R4. Monitoring parameters and depth to water while purging well.

960 Busti Ave.
Buffalo, New York 14213

Work Location Map

Date:	Tuesday, September 20, 2022
Site Name:	Pilgrim Village - Family Site #C915362

Legend	
UW	Dust monitor location (Upwind)
DW	Dust monitor location (Downwind)
	Work Location
⊗	Well Location

APPENDIX D

CONFIRMATION SOIL SAMPLE LOCATION PLAN & COORDINATES TABLE

BRYDGES ENGINEERING
IN ENVIRONMENT AND ENERGY, DPC

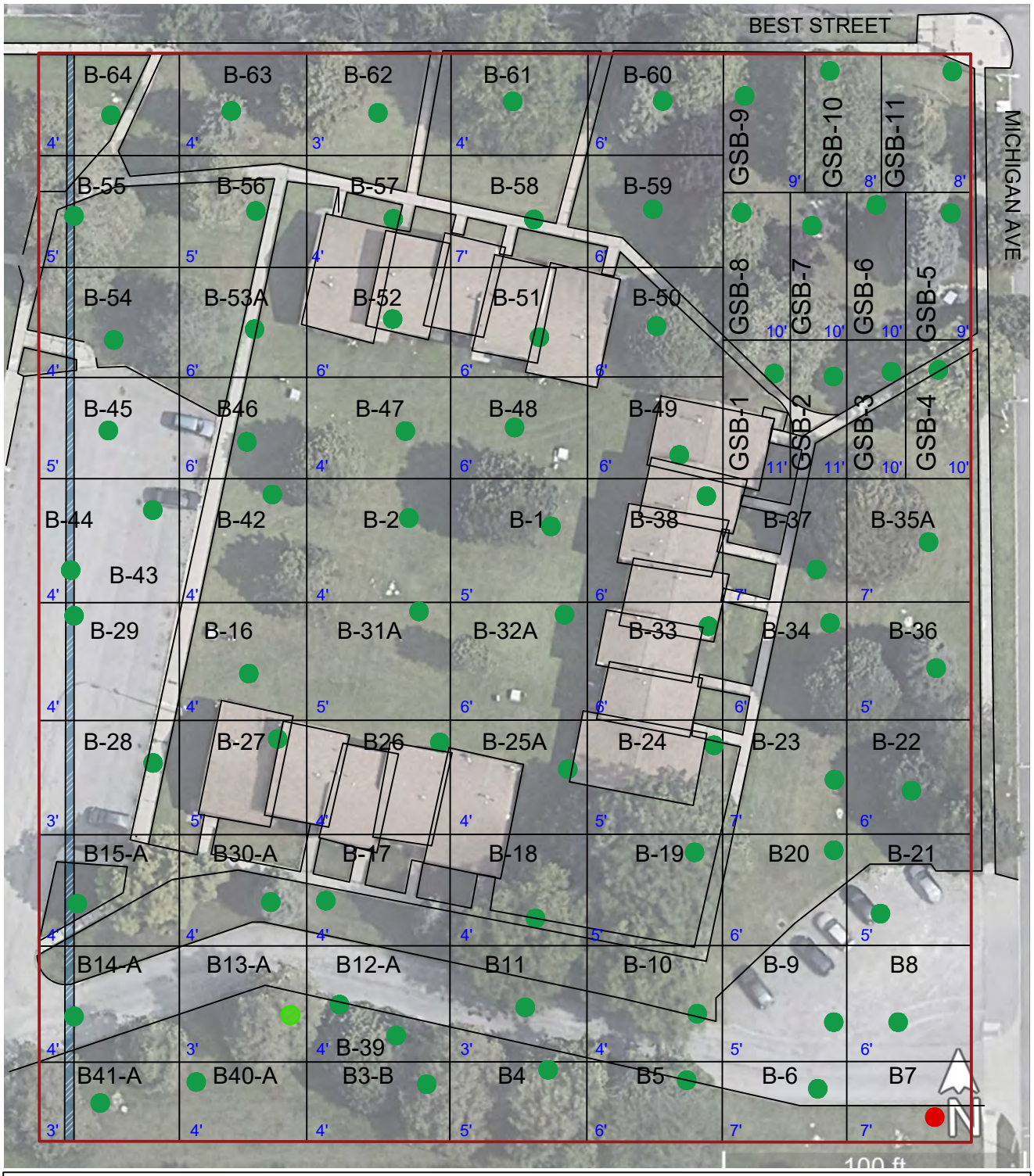

LEGEND

Passing Sample	Failed Sample	B12-A Sample ID	Site Boundary	16" Buried Gas Pipe	6' Approximate Depth of Excavation/Sample

NOTE: See Table R1 for Sample Analytical Results.

JASON BRYDGES P.E.

BRYDGES ENGINEERING IN ENVIRONMENT AND ENERGY, DPC
960 BUSTI AVE, SUITE B-150
BUFFALO, NY 14213

BOTTOM CONFIRMATION SOIL SAMPLE LOCATION MAP

PILGRIM VILLAGE - FAMILY
1100 MICHIGAN AVE
BUFFALO, NY 14209

Scale 1" = 50' | Page 1 of 1 | Dec-22

REVISIONS	
SD	8/22/2022
SD	9/12/2022
SD	10/3/2022
SD	10/4/2022
SD	12/4/2022

N

R1

LEGEND

Passing Sample	Failed Sample	Site Boundary	4'	Approximate Depth of Excavation/Sample	SWSW-2 Sample ID

NOTE: See Table R2 for Sample Analytical Results.

JASON BRYDGES P.E.

BRYDGES ENGINEERING IN ENVIRONMENT AND ENERGY, DPC
960 BUSTI AVE, SUITE B-150
BUFFALO, NY 14213

SIDEWALL CONFIRMATION SOIL SAMPLE LOCATION MAP

PILGRIM VILLAGE - FAMILY
1100 MICHIGAN AVE
BUFFALO, NY 14209

Scale 1" = 50' Page 1 of 1 Dec-22

REVISIONS	
SD	8/22/2022
SD	9/12/2022
SD	10/3/2022
SD	10/4/2022
SD	12/4/2022

N

R2

JASON BRYDGES P.E.

BRYDGES ENGINEERING IN ENVIRONMENT AND ENERGY, DPC
960 BUSTI AVE, SUITE B-150
BUFFALO, NY 14213

UST CONFIRMATION SOIL SAMPLE LOCATIONS

PILGRIM VILLAGE - FAMILY
1100 MICHIGAN AVE
BUFFALO, NY 14209

Scale 1" = 20' Page 1 of 1 Dec-22

REVISIONS	
SD	8/22/2022
SD	9/12/2022
SD	10/3/2022
SD	10/4/2022
SD	12/4/2022

N

R3

TABLE R7

PILGRIM FAMILY SITE

REMEDIATION SAMPLE COORDINATES

Pilgrim Family Bottom Samples															
B1		B2		B3		B4		B5		B6		B7		B8	
42.90342	-78.863275	42.903415	-78.863422	42.90295	-78.86343	42.90294	-78.863383	42.90294	-78.86308	42.90289	-78.86289	42.9029	-78.862775	42.903013	78.86267
B9		B10		B11		B12A		B13A		B14A		B15A		B16	
42.90299	78.86278	42.90298	-78.863087	42.90302	-78.86326	42.90301	-78.86343	42.90302	-78.8636	42.90301	-78.86379	42.90307	-78.86382	42.90311	-78.86363
B17		B18		B19		B20		B21		B22		B23		B24	
42.903099	-78.863487	42.903087	-78.863281	42.903135	-78.863109	42.903086	-78.862765	42.903078	-78.862727	42.90318	-78.86275	42.90319	-78.86288	42.90322	-78.863011
B25A		B26		B27		B28		B29		B30A		B31		B32A	
42.90322	-78.86324	42.90323	-78.86341	42.90322	-78.86361	42.90324	-78.86375	42.90335	-78.86375	42.903096	-78.863641	42.90333	-78.86338	42.90333	-78.86323
B33		B34		B35A		B36		B37		B38		B39		B40A	
42.90331	-78.86305	42.90332	-78.86288	42.90341	-78.862805	42.90331	-78.862775	42.90345	-78.86289	42.90343	-78.86306	42.90293	-78.86351	42.90294	-78.86361
B41A		B42		B43		B44		B45		B46		B47		B48	
42.90293	-78.863882	42.90344	-78.86355	42.90339	-78.86379	42.90344	-78.86370	42.90356	-78.86377	42.90356	-78.86356	42.90354	-78.86344	42.90356	-78.86324
B49		B50		B51		B52		B53		B54		B55		B56	
42.90354	-78.86307	42.90361	-78.86304	42.90361	-78.86321	42.90362	-78.86339	42.90363	-78.86357	42.90365	-78.86377	42.90376	-78.86377	42.90378	-78.86352
B57		B58		B59		B60		B61		B62		B63		B64	
42.90378	-78.86337	42.90378	-78.86322	42.90378	-78.86304	42.90387	-78.86304	42.90387	-78.86328	42.90388	-78.86342	42.90388	-78.86356	42.90389	-78.86373

Gas Station Bottoms											
GSB-1		GSB-2		GSB-3		GSB-4		GSB-5			
42.90363	-78.86298	42.90357	-78.86285	42.90359	-78.86276	42.90356	-78.86268	42.90369	-78.86266		
GSB-6		GSB-7		GSB-8		GSB-9		GSB-10		GSB-11	
42.90374	-78.86278	42.90369	-78.86295	42.90369	-78.86305	42.90387	-78.86302	42.90384	-78.86281	42.90384	-78.86269

GW Wells	
REM-1	
42.5413	-78.5149
REM-2	
42.90385	-78.86289
REM-3	
42.90377	-78.86273
REM-4	
42.5413	-78.5146

Tank Samples			
T1-2N		T3N	
42.903574	-78.862786	42.903574	-78.86276
T1-2S		T3S	
42.903577	-78.862787	42.903577	-78.86270
T1-2E		T3E	
42.903577	-78.862785	42.903579	-78.86272
T1-2W		T3W	
42.903577	-78.862786	42.903578	-78.86267
T1-B		T3B	
42.903580	-78.8627855	42.903598	-78.86272

Sidewall Samples			
SWNW-1		SWNW-2	
42.9039	-78.86285	42.90388	-78.8637
SWEW-1		SWEW-2	
42.9036	-78.86268	42.90303	-78.86272
SWSW-1		SWSW-2	
42.90292	-78.8638	42.90289	-78.86329

APPENDIX E

WASTE CHARACTERIZATION
&
DISPOSAL DOCUMENMTATION

BRYDGES ENGINEERING
IN ENVIRONMENT AND ENERGY, DPC

NEW YORK STATE DEPARTMENT OF ENVIRONMENTAL CONSERVATION

Division of Materials Management, Region 9
270 Michigan Avenue, Buffalo, NY 14203-2915
P: (716) 851-7220 | F: (716) 851-7226
www.dec.ny.gov

January 28, 2022

Mr. Nicholas Morreale
EnSol, Inc.
661 Main Street
Niagara Falls, New York 14301

Dear Mr. Morreale:

Town of Tonawanda Landfill, #15S29
Alternate Grading Material (AGM) Request
Pilgrim Village Phase-1 Family
Waste Approval #22-3344-09T

This is in response to your letter dated January 21, 2022, requesting approval to accept non-hazardous soil generated at the above referenced site located at 1100 Michigan Avenue in Buffalo, New York. The material is proposed for use as AGM at the Town of Tonawanda landfill, and you have estimated that 35,000 tons will be delivered under this profile. This approval expires on July 1, 2023.

Your letter provided analytical data for the material to be removed from this site. I have reviewed the information provided in your letter and the Department hereby approves this material to be accepted at the Town of Tonawanda landfill for use as alternate grading material. Placement and handling of the material must be in accordance with the Operations and Maintenance Manual, revised May 2001, prepared by EnSol, Inc.

Additionally, the Department's approval for the use of the above referenced material as AGM at the Town of Tonawanda landfill does not relieve the Town from having to comply with any other applicable local, state and/or federal requirements.

If you have any questions regarding this matter, please call me at 851-7220.

Sincerely,

Beverly Lewinski

Beverly Lewinski, P.E
Professional Engineer 1

NEW YORK STATE OF OPPORTUNITY | Department of Environmental Conservation

Pilgrim Family Site - Tonawanda Landfill Disposal Quantities				
February 1, 2022 through August 3, 2022				
Daily Tonnage (1)				
505.79				
530.91				
781.97				
725.84				
1336.34				
1418.05				
869.03				
838.41				
934.54				
796.7				
676.7				
445.41				
895.34				
1061				
1183.56				
746.36				
1027.09				
1130.05				
823.11				
1244.32				
1620.81				
1072.62				
963.92				
825.38				
926.18				
671.69				
518.76				
224.31				
196.1				
486.23				
86.99				
501.85				
885.77				
832.98				
562.11				
332.26				
939.44				
859.2				
529.74				
121.94				
345.77				
136.98				
82.21				
31693.76	Total			
(1) - See attached Tonawanda Landfill				
Daily Tonanage Detail Report				

Daily Tonnage Detail Report

Date Range: 1/1/22 - 9/14/22

Tonawanda Landfill

Filtered By Ticket Date Range
Grouped By Ticket Date Then By Project Number.
Sorted By Ticket Date Then By Manifest Number.

Report Date
9/15/2022

START TicketDate: 2/1/2022
Project Number: 22-3344-09T
Customer: SAA/EVI MC Family

ManifestNumber:	Tonnage:
467307	17.25
467308	20.04
467309	17.85
467310	22.37
467311	21.62
467312	21.05
467313	23.46
467314	22.76
467315	22.69
467316	21.66
467317	19.76
467318	24.03
467319	21.96
467320	19.67
467321	22.37
467322	20.9
467323	19.6
467324	19.96
467325	21.64
467326	19.49
467327	20.37
467328	20.3
467329	22.4
467330	22.59

Total Tonnage: 505.79

END TicketDate: 2/1/2022 Total Tonnage: 505.79

START TicketDate: 2/2/2022
Project Number: 22-3344-09T
Customer: SAA/EVI MC Family

ManifestNumber:	Tonnage:
467331	19.7
467332	18.23
467333	21.41
467335	17.18
467336	17.95
467337	16.79
467366	18.65
467367	20.07
467368	19.89
467369	19.39
467370	18.16
467371	24.86
467372	26.67
467373	19.41
467374	21.63
467375	22.59
467398	21.58
467399	20.91
467400	29.46
467401	27.48
467402	26.55
467403	24.33
467404	20.17
467405	17.61
467406	20.24

Total Tonnage: 530.91

END TicketDate: 2/2/2022 Total Tonnage: 530.91

START TicketDate: 2/7/2022
Project Number: 22-3344-09T
Customer: SAA/EVI MC Family

ManifestNumber:	Tonnage:
467338	22.07
467339	22.54
467341	22.04
467342	23.2
467343	21.04
467344	17.93
467345	16.95
467376	22.67
467377	24.36
467378	23.4
467379	22.75
467380	24.94
467381	24.17
467382	25.07
467383	25.83
467384	24.23
467385	23.51
467386	26.2
467387	18.38
467388	25.79
467389	20.26
467390	23.59
467391	14.4
467392	21.65
467393	19.35
467394	25.99
467395	26.26
467396	24.74
467397	25.52
467407	19.73
467408	21.71
467409	20.89
467410	22.53
467411	14.77
467412	23.51

Total Tonnage: 781.97

END TicketDate: 2/7/2022 Total Tonnage: 781.97

START TicketDate: 2/8/2022
Project Number: 22-3344-09T
Customer: SAA/EVI MC Family

ManifestNumber: Tonnage: Total Tonnage: 725.84

467340	20.08
467346	20.81
467347	20.79
467348	21.97
467349	23.99
467350	24.4
467351	20.67
467352	25.53
467353	24.18
467354	19.99
467355	23.04
467356	21.23
467357	20.81
467358	22.65
467359	24.77
467360	23.23
467361	20.19
467362	22.44
467363	19.59
467364	23.09
467365	18.83
467413	17.27
467414	19.78
467415	21.54
467453	23.76
467454	22.19
467455	20.54
467456	22.11
467457	23.9
467458	22.91
467459	23.05
467460	22.37
467461	24.14

END TicketDate: 2/8/2022 Total Tonnage: 725.84

START TicketDate: 2/9/2022

Project Number: 22-3344-09T

Customer: SAA/EVI MC Family

ManifestNumber: Tonnage: Total Tonnage: 1336.34

467416	21.26
467417	21.76
467418	20.03
467419	25.48
467420	24.27
467421	24.45
467422	24.52
467423	18.3
467424	25.97
467425	20.92
467426	20.84
467427	21.01
467428	22.29
467429	23.41
467430	21.36
467431	23.32
467432	24.25
467433	23.89
467434	14.32
467435	19.16
467436	21.48
467437	25.17
467438	24.65
467439	21.41
467440	21.35
467441	22.3
467444	22.03
467445	21.49
467446	23.58
467447	16.86
467448	23.39
467449	23.37
467450	18.46
467451	23.38
467452	21.29
467462	21.9
467463	21.29
467464	21.45
467465	20.44
467515	17.02
467516	23.01
467517	20.27
467518	23.67
467519	22.49
467520	24.34
467521	22.12
467522	23.89
467523	23.18
467524	23.39
467525	23.01
467526	17.39
467527	23
467528	23.52
467529	19.28
467530	20.78
467531	20.75
467532	21.68
467533	18.67
467534	21.92
467535	23.02
467536	23.84

END TicketDate: 2/9/2022 Total Tonnage: 1336.34

START TicketDate: 2/10/2022

Project Number: 22-3344-09T

Customer: SAA/EVI MC Family

ManifestNumber: Tonnage: Total Tonnage: 1418.05

467466	22.66
467467	23.83
467468	23.7
467469	25.13
467470	22.55
467471	25.18
467472	25.75
467473	25.08
467474	24.11
467475	25.63
467476	22.14
467477	22.69
467478	24.11
467483	23.44

467484	22.69
467485	27
467486	24.24
467487	23.07
467488	17.91
467489	24.32
467490	25.78
467491	25.39
467492	23.38
467493	22.78
467494	23.76
467495	22.41
467496	25.06
467497	22.54
467498	22.93
467499	19.67
467500	21.68
467501	22.9
467502	20.33
467503	23.53
467504	21.1
467505	18.43
467506	19.31
467507	24.83
467508	20.8
467509	23.55
467510	20.82
467511	19.76
467512	21.23
467513	23.02
467538	18.79
467539	21.52
467540	18.79
467541	22.33
467542	23.67
467543	21.18
467544	26.11
467545	20.98
467546	19.02
467547	20.35
467548	23.74
467549	21.45
467550	20.23
467551	17.78
467584	19.28
467585	23.89
467586	20.8
467587	23.08
467588	24.84

END TicketDate: 2/10/2022 Total Tonnage: 1418.05

START TicketDate: 2/11/2022

Project Number: 22-3344-09T

Customer: SAA/EVI MC Family

ManifestNumber:	Tonnage:	Total Tonnage: 869.03
467479	20	
467480	21.99	
467481	21.57	
467482	19.33	
467552	16.49	
467553	23.28	
467554	20.76	
467555	23.94	
467556	22.22	
467557	17.17	
467558	22.17	
467559	21.14	
467560	20.92	
467561	23.99	
467562	23.79	
467563	21.7	
467564	22.19	
467565	20.67	
467566	21.38	
467567	22.85	
467568	26.17	
467569	22.34	
467570	23.41	
467571	24.2	
467572	25.85	
467573	25.14	
467578	24.66	
467579	23.69	
467580	24.77	
467581	21.63	
467582	22.13	
467583	21.31	
467589	25.06	
467590	22.29	
467591	21.38	
467592	24.57	
467593	22.58	
467594	18.09	
467595	22.21	

END TicketDate: 2/11/2022 Total Tonnage: 869.03

START TicketDate: 2/16/2022

Project Number: 22-3344-09T

Customer: SAA/EVI MC Family

ManifestNumber:	Tonnage:	Total Tonnage: 838.41
467617	20.26	
467618	25.16	
467619	21.21	
467620	25.74	
467621	26.98	
467622	24.57	
467636	21.39	
467637	17.57	
467638	20.98	
467639	16.43	
467640	20.94	
467641	18.79	
467642	19.59	
467643	16.76	
467644	20.72	
467645	20.08	
467646	17.97	
467647	20.99	
467648	20.9	
467649	19.29	

467650	19.61
467651	23.7
467652	21.1
467653	22.36
467654	22.91
467655	23.15
467656	20.86
467657	25.09
467658	22.21
467659	25.43
467660	23.48
467661	21.8
467662	21
467665	22.33
467666	18.74
467667	23.73
467668	21.17
467669	21.04
467670	22.38

END TicketDate: 2/16/2022 Total Tonnage: 838.41

START TicketDate: 2/17/2022

Project Number: 22-3344-09T

Customer: SAA/EVI MC Family

ManifestNumber:	Tonnage:
467574	21.78
467577	24.18
467596	23.81
467597	22.56
467598	20.27
467599	20.38
467600	21.49
467601	20.57
467602	22.07
467603	23.3
467604	21.19
467605	23.09
467606	20.4
467607	23.74
467608	26.11
467609	24.99
467610	22.59
467611	22.3
467612	24.19
467613	23.32
467614	23.36
467615	24
467616	23.83
467623	21.94
467624	23.21
467625	23.3
467626	23.34
467627	25.14
467628	24.77
467629	25.39
467630	20.84
467663	21.81
467664	21.46
467671	23.77
467672	22.07
467673	21.49
467674	25.04
467675	21.52
467676	22.55
467677	21.83
467678	21.55

Total Tonnage: 934.54

END TicketDate: 2/17/2022 Total Tonnage: 934.54

START TicketDate: 2/21/2022

Project Number: 22-3344-09T

Customer: SAA/EVI MC Family

ManifestNumber:	Tonnage:
467575	21.02
467631	21.95
467632	20.31
467633	21.57
467634	22.78
467635	21.55
467679	22.23
467680	20.9
467681	23.62
467682	20.55
467683	21
467684	20.86
467685	21.28
467686	22.8
467687	20.83
467688	26.31
467689	21.42
467690	23.12
467691	22.64
467692	20.26
467693	23.85
467694	21.09
467695	22.54
467754	18.7
467755	20.21
467756	18.58
467757	22.41
467758	18.82
467759	23.78
467760	23.97
467761	22.96
467762	18.11
467763	17.45
467764	14.87
467765	17.84
467766	16.91
467767	19.27
467768	18.34

Total Tonnage: 796.70

END TicketDate: 2/21/2022 Total Tonnage: 796.70

START TicketDate: 2/22/2022

Project Number: 22-3344-09T

Customer: SAA/EVI MC Family

ManifestNumber:	Tonnage:
467696	20.6
467697	23.25
467698	21.08
467699	23.48

Total Tonnage: 676.70

467700	18.55
467701	21.62
467702	24.28
467703	17.81
467704	18.83
467705	22.4
467706	22.33
467707	19.23
467708	22.91
467709	20.03
467710	21.77
467711	23.41
467712	16.78
467713	24.24
467714	19.93
467715	20.71
467716	16
467717	19.13
467718	24.02
467725	21.47
467726	27.51
467728	17.13
467731	26.89
469855	18.3
469856	18.36
469857	25.14
469858	20.58
469859	18.93

END TicketDate: 2/22/2022 Total Tonnage: 676.70

START TicketDate: 2/23/2022

Project Number: 22-3344-09T

Customer: SAA/EVI MC Family

ManifestNumber: Tonnage: Total Tonnage: 445.41

467719	21.16
467720	21.1
467721	21.5
467722	22.29
467723	22
467724	22.64
467727	20.76
467729	23.2
467730	20
467732	23.71
467733	21.45
467734	20.04
467735	21.72
467736	21.2
469860	22.99
469861	23.77
469862	18.47
469863	19.47
469864	18.07
469865	18.42
469866	21.45

END TicketDate: 2/23/2022 Total Tonnage: 445.41

START TicketDate: 2/24/2022

Project Number: 22-3344-09T

Customer: SAA/EVI MC Family

ManifestNumber: Tonnage: Total Tonnage: 895.34

467576	25.45
467737	20.31
467738	22.16
467739	19.77
467740	19.08
467741	20.43
467742	19.57
467743	21.14
467744	25.41
467745	23.91
467746	24.22
467747	19.9
467748	21.54
467749	22.92
467750	22.25
467751	19.5
467752	23.28
467753	19.7
467769	22.15
467770	19.67
467771	18.22
467772	22.2
467773	20.96
467774	23.35
467775	22.79
467776	23.54
467777	20.4
467778	23.27
467779	16.59
467780	19.02
467781	21.05
467782	22.61
467783	19.94
467784	21.93
469867	20.43
469868	17.26
469869	17.37
469870	20.86
469871	19
469872	21.28
469873	17.22
469874	16
469875	17.69

END TicketDate: 2/24/2022 Total Tonnage: 895.34

START TicketDate: 2/28/2022

Project Number: 22-3344-09T

Customer: SAA/EVI MC Family

ManifestNumber: Tonnage: Total Tonnage: 1061.00

467785	20.63
467786	21.2
467787	19.19
467789	23.64
467790	23.98
467791	23.88
467792	21.35
467793	24.44

467794	19.92
467795	23.34
467796	23.52
467797	24.17
467798	18.32
467799	22.15
467800	23.62
467801	22.32
467802	23.57
467803	24
467804	19.35
467805	22.52
469876	20
469877	20.64
469878	24.19
469879	21.75
469880	18.41
469881	22.35
469882	23.01
469883	22.45
469884	18.13
469885	22.65
469886	24.77
469887	19.58
469888	24.69
469889	24.13
469890	19.08
469891	24.52
469892	23.89
469893	18.4
469894	24.03
469895	23.48
469896	18.97
469897	23.75
469898	24.24
469899	24.19
469950	21.43
469951	22.58
469952	22.9
469953	17.68

END TicketDate: 2/28/2022 Total Tonnage: 1061.00

START TicketDate: 3/1/2022

Project Number: 22-3344-09T

Customer: SAA/EVI MC Family

ManifestNumber:	Tonnage:
467788	23.62
469900	21.44
469901	23.21
469902	20.22
469903	25.92
469904	23.38
469905	25.5
469906	23.92
469907	23.32
469908	22.74
469909	23.75
469910	24.3
469911	27.08
469912	26.95

Total Tonnage: 1183.56

469913	24.44
469914	24.91
469915	25.39
469916	24.94
469917	21.77
469918	21.52
469919	25.36
469920	25.43
469921	20.03
469922	19.59
469923	22.73
469924	22.15
469925	24.75
469926	24.96
469927	22.28
469928	19.44
469929	19.18
469930	24.7
469931	22.97
469932	21.27
469933	24.48
469934	21.27
469935	27.38
469936	22.43
469937	19.71
469938	22.65
469939	20.77
469940	22.1
469941	20.74
469942	22.61
469943	23.69
469944	24.12
469945	22.58
469946	23.04
469947	23.52
469948	23.51
469949	25.8

END TicketDate: 3/1/2022 Total Tonnage: 1183.56

START TicketDate: 3/2/2022

Project Number: 22-3344-09T

Customer: SAA/EVI MC Family

ManifestNumber:	Tonnage:
467806	19.2
468678	21.58
468679	18.03
468680	23.05
468681	22.11
468683	21.21
468684	23.14
468685	22.94
468686	21.29
468687	23.66
468688	23.53
468689	23.87
468690	23.39
468691	20.9
469954	24.22
469955	22.58
469956	23.97

Total Tonnage: 746.36

469957	23.26
469958	20.38
469959	24.54
469960	25.56
469961	24.07
469962	21.98
469963	20.93
469964	20.46
469965	19.95
469966	26.24
469967	22.76
469968	26.77
469969	24.45
469970	26.04
469971	20.83
469972	19.47

END TicketDate: 3/2/2022 Total Tonnage: 746.36

START TicketDate: 3/3/2022

Project Number: 22-3344-09T

Customer: SAA/EVI MC Family

ManifestNumber:	Tonnage:
468695	25.24
468696	22.5
468697	21.92
468698	22.08
468699	22.45
468700	20.94
468702	23.88
468703	24.95
468704	21.83
468705	22.71
468706	22.62
468707	23.08
468708	22.24
468709	21.75
468710	24.57
468711	22.62
468712	24.14
468713	19.6
468714	20.98
468715	20.35
468716	21.97
468717	23.77
468718	24.16
468719	21.98
468720	22.9
468721	22.03
468722	23.12
468723	22.08
468724	23.25
468725	20.95
468726	20.62
468727	22.88
468729	19.79
468730	21.45
468731	25.39
468738	22.24
468739	21.75
468740	24.89
468741	20.17
468742	21.63
468743	20
468745	22.73
468746	21.33
468747	22.5
468748	22.52
468749	20.54

Total Tonnage: 1027.09

END TicketDate: 3/3/2022 Total Tonnage: 1027.09

START TicketDate: 3/4/2022

Project Number: 22-3344-09T

Customer: SAA/EVI MC Family

ManifestNumber:	Tonnage:
468728	22.31
468732	25.84
468733	27.04
468734	26.35
468735	23.57
468736	20.58
468737	21.42
468744	21.99
468750	20.28
468751	21.55
468752	19.29
468753	22.94
468754	19.26
468755	23.61
468756	23.55
468757	25.85
468758	30.87
468768	24.57
468769	22.34
468770	24.66
468771	25.28
468772	20.51
468773	24.92
468774	21.17
468775	21.15
468776	21.56
468777	19.59
468778	20.07
468779	21.68
468780	21.78
468781	22.77
468782	19.37
468783	21.81
468784	21.86
468785	22.1
468786	21.04
468787	20.98
468788	18.94
468789	22.55
468790	25.15
468791	23.23
468792	20.96
468793	22.95
468794	25.53
468795	21.11
468796	20.02

Total Tonnage: 1130.05

468797	20.63
468798	18.14
468799	15.3
468800	19.7
468801	20.33

END TicketDate: 3/4/2022 Total Tonnage: 1130.05

START TicketDate: 3/7/2022

Project Number: 22-3344-09T

Customer: SAA/EVI MC Family

ManifestNumber:	Tonnage:
468759	21.63
468760	21.32
468761	25.52
468762	22.59
468763	22.74
468764	22.06
468765	21.13
468766	22.17
468767	22.03
468802	24.64
468803	24.45
468804	21.4
468805	22.73
468806	24.91
468807	22.15
468808	23.67
468809	23.79
468810	24.95
468811	25.45
468812	24.58
468813	23.12
468814	22.27
468815	21.1
468816	23.27
468817	24.5
468818	24.31
468819	23.14
468820	22.95
468821	24.05
468822	21.67
468823	19.69
468824	20.06
468825	22.88
468826	22.42
468827	22.67
468829	21.1

Total Tonnage: 823.11

END TicketDate: 3/7/2022 Total Tonnage: 823.11

START TicketDate: 3/8/2022

Project Number: 22-3344-09T

Customer: SAA/EVI MC Family

ManifestNumber:	Tonnage:
468830	21.67
468831	19.55
468832	20.72
468833	24.49
468834	21.57
468835	20.71
468836	19.53
468837	22.14
468838	22.25
468839	24.07
468840	21.04
468841	19.07
468842	19.17
468843	22.39
468844	17.02
468845	22.15
468846	24.23
468847	24.01
468848	22.29
468849	21.01
468850	24.55
468851	20.19
468852	21.8
468853	23.82
468854	22.26
468855	21.83
468856	22.07
468857	23.53
468858	22.3
468859	23.97
468860	22.44
468861	22.38
468862	23.08
468863	21.56
468864	19.15
468865	24.27
468866	20.2
468867	21.51
468882	22.52
468883	20.41
468884	22.23
468885	20.56
468886	18.92
468887	23.46
468888	19.52
468889	21.16
468890	20.91
468891	24.69
468892	22.67
468893	25.09
468894	22.54
468895	21.16
468896	23.27
468897	20.29
468898	20.39
468899	21.73
468900	22.81

Total Tonnage: 1244.32

END TicketDate: 3/8/2022 Total Tonnage: 1244.32

START TicketDate: 3/9/2022

Project Number: 22-3344-09T

Customer: SAA/EVI MC Family

ManifestNumber:	Tonnage:
468901	23.5
468902	21.83
468903	20.55
468904	22.09

Total Tonnage: 1620.81

468905	25.53
468906	21.02
468907	22.7
468908	23.14
468909	22.85
468910	25.04
468911	28.35
468912	22.57
468913	22.94
468914	21.95
468915	25.32
468916	22.51
468917	23.91
468918	23.84
468919	26.43
468920	22.8
468921	22.9
468922	25.74
468923	23.57
468924	20.32
468925	26.41
468926	17.02
468927	25.65
468928	25.63
468929	24.12
468930	22.76
468931	24.03
468932	25.47
468933	22.88
468934	21.64
468935	24.21
468936	24.14
468937	26.83
468938	27
468939	20.24
468940	22.89
468941	22.32
468942	20.91
468943	23.96
468944	28.68
468945	22.39
468946	22.47
468947	22.42
468948	20.99
468949	21.14
468950	20.35
468951	25.26
468961	24.75
468962	21.44
468963	27.32
468964	22.5
468965	27.28
468966	22.22
468967	23.01
468968	22.44
468969	22.58
468970	23.4
468971	24.77
468972	24
468973	23.72
468974	23.52
468975	23.62
468976	25.1
468977	25.05
468978	20.88

END TicketDate: 3/9/2022 Total Tonnage: 1620.81

START TicketDate: 3/10/2022

Project Number: 22-3344-09T

Customer: SAA/EVI MC Family

ManifestNumber:	Tonnage:
468952	24.2
468953	21.45
468954	22.64
468955	25.15
468956	22.72
468957	21.98
468958	20.99
468959	27.56
468960	27.36
468979	23.94
468980	27.17
468981	26.87
468982	21.5
468983	22.5
468984	21.14
468985	24.67
468986	20.95
468987	23.08
468988	26.19
468989	26.03
469006	21.98
469007	27.86
469008	20.95
469009	24.78
469010	21.12
469011	21.84
469012	24.54
469013	23.52
469014	21.19
469015	21.66
469016	26.04
469017	26.22
469018	26.44
469019	23.28
469020	21.99
469328	26.14
469329	27.35
469330	24.8
469331	23.33
469332	23.07
469333	23.98
469334	24.58
469335	19.94
469336	26.9
469337	21.03

Total Tonnage: 1072.62

END TicketDate: 3/10/2022 Total Tonnage: 1072.62

START TicketDate: 3/11/2022

Project Number: 22-3344-09T
Customer: SAA/EVI MC Family

ManifestNumber:	Tonnage:
468990	21.94
468991	28.81
468992	20.14
468993	26.49
468994	21.48
468995	22.94
468996	22.86
468997	19.38
468998	20.43
468999	23.08
469000	25.5
469001	25.64
469002	22.89
469003	18.26
469004	20.79
469005	22.28
469021	27.1
469022	22.71
469023	21.47
469024	21.77
469025	25.05
469026	28.81
469027	21.38
469028	21.55
469029	20.67
469030	26.69
469031	26.84
469032	23.16
469033	22.51
469034	23.35
469035	29.2
469036	24.76
469037	23.19
469038	24.51
469039	22.3
469338	19.84
469339	19.06
469340	18.62
469341	18.13
469342	21.84
469343	25.21
469344	21.29

Total Tonnage: 963.92

END TicketDate: 3/11/2022 Total Tonnage: 963.92

START TicketDate: 3/14/2022

Project Number: 22-3344-09T
Customer: SAA/EVI MC Family

ManifestNumber:	Tonnage:
469040	22.42
469041	23.11
469042	23.43
469043	23.92
469044	23.5
469045	23
469046	20.26
469047	20.11
469048	24.33
469049	22.28
469050	20.64
469053	21.42
469055	22.04
469056	21.8
469057	22.59
469058	24.39
469059	26.33
469060	24.19
469061	20.24
469062	21.14
469063	20.41
469064	25.01
469065	20.32
469345	22.49
469346	23.66
469347	24.09
469348	20.36
469349	21.79
469350	23.97
469351	25.25
469399	25.72
469400	24.26
469401	21.26
469402	24.9
469403	26.08
469404	24.67

Total Tonnage: 825.38

END TicketDate: 3/14/2022 Total Tonnage: 825.38

START TicketDate: 3/15/2022

Project Number: 22-3344-09T
Customer: SAA/EVI MC Family

ManifestNumber:	Tonnage:
468868	24.84
468869	30.55
468870	23.86
468871	20.12
468872	20.46
468873	25.91
468874	23.2
468875	20.69
468876	23.44
468877	24.3
468878	25.52
468879	24.43
468880	21.3
468881	23.73
469052	22.97
469066	18.3
469067	18.79
469068	25.32
469069	16.54
469070	25.41
469071	23.54
469072	24.59
469073	20.15
469074	24.72
469075	22.21
469352	21.81
469353	20.44

Total Tonnage: 926.18

469354	21.34
469355	28.49
469356	23.99
469357	21.41
469358	27.03
469360	28.04
469362	22.57
469405	16.74
469406	19.67
469407	21.98
469408	20.74
469409	15.75
469410	22.26
469411	19.03

END TicketDate: 3/15/2022 Total Tonnage: 926.18

START TicketDate: 3/17/2022

Project Number: 22-3344-09T

Customer: SAA/EVI MC Family LLC

ManifestNumber:	Tonnage:
469412	17.37
469413	20.46
469414	24.23
469415	14.79
469416	17.3
469417	19.42
469418	21.66
469419	19.69
469420	26.7
469421	19.54
469443	22.02
469444	24.87
469445	21.27
469446	23.8
469447	21.81
469448	21.04
469449	21.59
469450	21.09
469451	20.06
469452	25.94
469453	22.48
469454	21.34
469455	23.62
469456	22.34
469457	24.26
469458	24.7
469459	22.35
469460	18.87
469461	22.24
469462	22.52
469463	22.32

Total Tonnage: 671.69

END TicketDate: 3/17/2022 Total Tonnage: 671.69

START TicketDate: 3/23/2022

Project Number: 22-3344-09T

Customer: SAA/EVI MC Family LLC

ManifestNumber:	Tonnage:
469423	20.5
469424	20.85
469425	25.35
469426	23.69
469427	21.62
469435	23.96
469436	17.12
469437	17.02
469438	19.66
469439	18.98
469440	23.78
469441	19.59
469442	21.6
469464	26.67
469465	19.72
469466	19.53
469467	27.48
469468	20.49
469469	25.97
469470	22.18
469471	23.93
469472	20.27
469473	18.51
469474	20.29

Total Tonnage: 518.76

END TicketDate: 3/23/2022 Total Tonnage: 518.76

START TicketDate: 3/24/2022

Project Number: 22-3344-09T

Customer: SAA/EVI MC Family LLC

ManifestNumber:	Tonnage:
469429	26.6
469430	26.8
469431	24.39
469432	26.46
469434	24.15
469475	25.09
469491	24.34
469492	24.01
469493	22.47

Total Tonnage: 224.31

END TicketDate: 3/24/2022 Total Tonnage: 224.31

START TicketDate: 4/1/2022

Project Number: 22-3344-09T

Customer: SAA/EVI MC Family LLC

ManifestNumber:	Tonnage:
469370	21.1
469371	25.49
469372	24.02
469373	19.91
469374	20.34
469375	22.3
469376	22.66
469377	19.18
469378	21.1

Total Tonnage: 196.10

END TicketDate: 4/1/2022 Total Tonnage: 196.10

START TicketDate: 4/4/2022

Project Number: 22-3344-09T

Customer: SAA/EVI MC Family LLC

ManifestNumber:	Tonnage:
469363	21.89
469364	23.91
469365	18.95

Total Tonnage: 486.23

469366	23.24
469367	24.97
469368	27.24
469369	23.58
469379	17.7
469380	19.55
469381	17.42
469382	24.04
469383	23.74
469384	14.91
469385	20.66
469386	17.29
469387	17.6
469388	18.62
469389	20.4
469390	19.35
469391	14.18
469392	17.25
469393	21.14
469394	16.35
469398	22.25

END TicketDate: 4/4/2022 Total Tonnage: 486.23

START TicketDate: 4/5/2022

Project Number: 22-3344-09T

Customer: SAA/EVI MC Family LLC

ManifestNumber:	Tonnage:	Total Tonnage: 86.99
469494	17.99	
469497	24.65	
469498	21.96	
469499	22.39	

END TicketDate: 4/5/2022 Total Tonnage: 86.99

START TicketDate: 4/12/2022

Project Number: 22-3344-09T

Customer: SAA/EVI MC Family LLC

ManifestNumber:	Tonnage:	Total Tonnage: 501.85
469500	20.27	
469501	21	
469502	23.53	
469503	22.51	
469504	24.5	
469505	22.53	
469506	18.76	
469507	20.17	
469508	24.02	
469509	22.28	
469510	23.41	
469511	23.31	
469512	21.49	
469513	23.63	
469514	17.31	
469515	23.99	
469516	17.31	
469517	19.8	
469518	26.5	
469519	21.27	
469520	21.61	
469521	20.81	
469522	21.84	

END TicketDate: 4/12/2022 Total Tonnage: 501.85

START TicketDate: 5/10/2022

Project Number: 22-3344-09T

Customer: SAA/EVI MC Family LLC

ManifestNumber:	Tonnage:	Total Tonnage: 885.77
469532	21.77	
469533	21.99	
469534	25.85	
469535	25.19	
469536	24.88	
469537	28.87	
469538	22.8	
469539	23.4	
469540	20.71	
469541	24.78	
469542	20.86	
469543	23.29	
469544	19.91	
469545	20.46	
469546	26.65	
469547	18.3	
469548	26.34	
469549	18.91	
469550	19.06	
469551	22.25	
469552	18.29	
469553	25.11	
469554	21.25	
469555	25.59	
469556	18.69	
469557	20.55	
469558	21.58	
469559	17.83	
469560	20.16	
469561	12.42	
469562	27.08	
469563	24.13	
469564	17.34	
469565	20.14	
469566	22.49	
469567	20.35	
469568	27.62	
469569	21.66	
469570	28.33	
469571	18.89	

END TicketDate: 5/10/2022 Total Tonnage: 885.77

START TicketDate: 5/11/2022

Project Number: 22-3344-09T

Customer: SAA/EVI MC Family LLC

ManifestNumber:	Tonnage:	Total Tonnage: 832.98
469572	20.7	
469573	23	
469574	21.81	
469575	23.99	
469576	26.62	
469577	24.59	
469578	26.71	
469579	22.86	

469611	24.5
469612	22.23
469613	21.48
469614	21.81
469615	23.2
469616	23.5
469617	21.62
469618	23.33
469619	23.25
469620	22.68
469621	21.9
469622	22.97
469623	25.53
469624	22.63
469625	20.02
469626	21.79
469627	20.64
469628	21.63
469629	25.15
469630	22.42
469631	24.06
469632	28.47
469633	22.58
469634	24.67
469635	21.57
469636	23.24
469637	23.58
469638	22.25

END TicketDate: 5/11/2022 Total Tonnage: 832.98

START TicketDate: 5/18/2022

Project Number: 22-3344-09T

Customer: SAA/EVI MC Family LLC

ManifestNumber:	Tonnage:
469476	24.81
469477	24.23
469478	22.85
469479	25
469480	26.37
469481	20.71
469482	22.36
469483	23.54
469485	16.75
469486	22.27
469487	22.06
469488	21.57
469489	24.81
469490	23.79
469639	24.47
469640	24.54
469641	24.82
469642	21.54
469643	25.14
469645	22.68
469647	16.13
469649	13.99
469651	22.46
469652	22.66
469653	22.56

Total Tonnage: 562.11

END TicketDate: 5/18/2022 Total Tonnage: 562.11

START TicketDate: 5/19/2022

Project Number: 22-3344-09T

Customer: SAA/EVI MC Family LLC

ManifestNumber:	Tonnage:
469644	21.27
469646	24.37
469654	21.37
469655	20.8
469656	23.57
469657	22.47
469658	20.64
469678	21.14
469679	23.86
469680	22.35
469681	21.92
469682	21.56
469683	24
469687	20.55
469688	22.39

Total Tonnage: 332.26

END TicketDate: 5/19/2022 Total Tonnage: 332.26

START TicketDate: 6/27/2022

Project Number: 22-3344-09T

Customer: SAA/EVI MC Family LLC

ManifestNumber:	Tonnage:
469659	22.68
469660	27.08
469661	24.6
469662	23.69
469663	20.78
469664	23.22
469665	24.4
469666	24.53
469667	22.69
469668	23.85
469669	22.42
469670	29.97
469671	21.08
469672	23.62
469673	20.88
469674	22.25
469675	26.18
469676	22.96
469677	26.36
469689	22.96
469690	22.15
469691	23.01
469692	22.68
469693	21.55
469694	22.68
469695	24.67
469696	23.27
469697	22.84
469698	25.37
469699	22.62
469700	24.05
469701	23.36
469702	20.94
469703	20.46

Total Tonnage: 939.44

469704	21.81
469705	25.02
469706	23.26
469707	24.48
469708	25.27
469710	23.75

END TicketDate: 6/27/2022 Total Tonnage: 939.44

START TicketDate: 6/28/2022

Project Number: 22-3344-09T

Customer: SAA/EVI MC Family LLC

ManifestNumber:	Tonnage:
469709	19.81
469711	21.66
469712	25.6
469713	21.15
469714	22.84
469715	21.18
469716	19.96
469717	23
469718	20.68
469719	22.12
469720	20.36
469721	16.04
469722	15.67
469723	18.35
469725	21.22
469730	17.55
469731	18.82
469732	21.58
469733	16.51
469734	19.47
469735	21.4
469736	20.02
469737	22.04
469738	20.76
469739	18.55
469740	23.32
469741	20.6
469742	19.33
469743	23.3
469744	23.99
469745	20.78
469746	22.79
469747	20.96
469748	22.4
469749	21.87
469750	22.16
469751	19.79
469752	20.75
469753	25.24
469754	24.95
469755	20.63

Total Tonnage: 859.20

END TicketDate: 6/28/2022 Total Tonnage: 859.20

START TicketDate: 7/21/2022

Project Number: 22-3344-09T

Customer: SAA/EVI MC Family LLC

ManifestNumber:	Tonnage:
469726	19.29
469727	20.62
469728	18.65
469729	17.73
469756	20.8
469757	18.1
469758	20.86
469759	19.33
469760	16.58
469761	19.55
469762	25.07
469763	19.37
469764	20.17
469765	19.61
469767	22.64
469768	19.4
469769	24.41
469770	24.68
469771	20.8
469772	22.2
469773	21.13
469774	21.95
469790	17.65
469791	20.3
469792	19.51
469793	19.34

Total Tonnage: 529.74

END TicketDate: 7/21/2022 Total Tonnage: 529.74

START TicketDate: 7/27/2022

Project Number: 22-3344-09T

Customer: SAA/EVI MC Family LLC

ManifestNumber:	Tonnage:
469782	23.09
469783	20.11
469786	21.2
469788	27.76
469789	29.78

Total Tonnage: 121.94

END TicketDate: 7/27/2022 Total Tonnage: 121.94

START TicketDate: 7/28/2022

Project Number: 22-3344-09T

Customer: SAA/EVI MC Family LLC

ManifestNumber:	Tonnage:
469724	23.22
469775	21.6
469776	24.33
469777	21.55
469778	22.47
469779	22.87
469780	23.55
469781	22.69
469784	23.33
469785	23.14
469787	23.69
469794	23.99
469795	21.41
469796	25.22
469797	22.71

Total Tonnage: 345.77

END TicketDate: 7/28/2022 Total Tonnage: 345.77

START TicketDate: 8/3/2022

Project Number: 22-3344-09T
Customer: SAA/EVI MC Family LLC

ManifestNumber:	Tonnage:	Total Tonnage: 136.98
469800	22.02	
469801	23.41	
469802	21.81	
469803	21.76	
469804	23.06	
469805	24.92	

END TicketDate: 8/3/2022 Total Tonnage: 136.98

START TicketDate: 8/10/2022

Project Number: 22-3344-09T
Customer: SAA/EVI MC Family LLC

ManifestNumber:	Tonnage:	Total Tonnage: 82.21
469806	20.46	
469807	21.54	
469808	20.96	
469809	19.25	

END TicketDate: 8/10/2022 Total Tonnage: 82.21

Total Tonnage - 31,693.76 tons

Fwd: Swift River

Libby Broderick <lbroderick@be3corp.com>
Tue 10/11/2022 6:03 AM
To: John Berry <jberry@be3corp.com>

This is Jaspal's response to our request to haul to swift river.

Get Outlook for Android

From: Libby Broderick <lbroderick@be3corp.com>
Sent: Monday, February 14, 2022 9:38:13 AM
To: Walia, Jaspal (DEC) <jaspal.walia@dec.ny.gov>
Cc: Jason Brydges <jbrydges@be3corp.com>
Subject: RE: Swift River

Thanks

Libby Broderick
Field Technician

BRYDGES ENGINEERING
IN ENVIRONMENT AND ENERGY, DPC
960 Busti Avenue, Suite B-150
Buffalo, New York, 14213

Office: 716.249.6880
Cell: 716.545.2143
be3corp.com

From: Walia, Jaspal (DEC)
Sent: Monday, February 14, 2022 9:37 AM
To: Libby Broderick
Cc: Jason Brydges
Subject: RE: Swift River

CAUTION: This email originated from outside of the organization.

If Swift River wants to accept concrete from the Former Pilgrim Village sites, it is O.K. with us. Thanks.

From: Libby Broderick <lbroderick@be3corp.com>
Sent: Monday, February 14, 2022 9:18 AM
To: Walia, Jaspal (DEC) <jaspal.walia@dec.ny.gov>
Cc: Jason Brydges <jbrydges@be3corp.com>
Subject: Swift River

ATTENTION: This email came from an external source. Do not open attachments or click on links from unknown senders or unexpected emails.

Jaspal

I know Jason sent you some documentation for Swift River. Are we approved to haul the concrete there?

Thanks,

Libby Broderick
Field Technician

960 Busti Avenue, Suite B-150
Buffalo, New York, 14213

Office: 716.249.6880
Cell: 716.545.2143
be3corp.com

New York State Department of Environmental Conservation
Division of Solid & Hazardous Materials, Region 9
270 Michigan Avenue, Buffalo, New York, 14203-2915
Phone: (716) 851-7220 • **FAX:** (716) 851-7226
Website: www.dec.ny.gov

Alexander B. Grannis
Commissioner

February 25, 2009

Mr. Kenneth H. Rawe, Jr., P.E.
Swift River Associates, Inc.
4051 River Road
Tonawanda, New York 14150

Dear Mr.Rawe:

Registered Facility #15W01
Adding BUD Corian material to process

Enclosed is a validated copy of your registration form submitted to the New York State Department of Environmental Conservation pursuant to 6 NYCRR Part 360, effective October 9, 1993. Previously, this facility has been registered to process only recognizable uncontaminated concrete, asphalt pavement, brick, soil or rock and to process uncontaminated unadulterated wood..

With the newly submitted registration form, the facility may also process source separated, nonputrescible solid waste recyclables. Included in "recyclables" is the waste Corian countertop composite material produced by E.I. DuPont de Nemours & Co. approved for use in the Department's Beneficial Use Determination (BUD) # 924-9-15, dated February 10, 2009.

This letter only acknowledges receipt of your registration form and does not, in any way, verify that the information which you provided on the form is true or correct.

You are reminded that 6 NYCRR Part 360 contains various requirements that must be followed to warrant your facility's continued status as a registered facility. This information was provided to you in the registration package.

TE DEPARTMENT OF ENVIRONMENTAL CONSERVATION
SOLID & HAZARDOUS MATERIALS

REGISTRATION FORM FOR A SOLID WASTE MANAGEMENT FACILITY

ease read and follow all instructions before
ompleting this registration form

PLEASE TYPE OR PRINT CLEARLY **THIS IS NOT A UPA PERMIT**

DEPARTMENT USE ONLY

DEC REGISTRATION # 15w07

DEC ADMINISTRATION #

DATE RECEIVED 2/18/09

1. FACILITY NAME AND LOCATION
Swift River Associates, Inc.

Street
4051 River Road

City/Village

Town
Tonawanda

County
Erie

Telephone Number (716) 875-0902

2. FACILITY OWNER'S NAME
Swift River Associates, Inc.

Mailing Address
4051 River Road

City/Town/Village
Tonawanda

State/Zip Code
New York 14150

Telephone Number (716) 875-0902

3. FACILITY OPERATOR'S NAME (if different)
SAME

Mailing Address

City/Town/Village

State/Zip Code

Telephone Number ( )

4. SITE OWNER'S NAME (if different)
Carmen M. Parise, Inc.

Mailing Address
3649 River Road

City/Town/Village
Tonawanda

State/Zip Code
New York 14150

Telephone Number (716) 875-6158

5. TYPE OF FACILITY REGISTRATION (check all applicable)

- ☐ Energy Recovery Incinerators or Pyrolysis Units [360-3.1(c)]
- ☐ Land Clearing Debris Landfills three acres or less [360-7.2(a)]
- ☐ Transfer Stations (municipally owned/operated/contracted) receiving less than 50,000 cubic yards or 12,500 tons of household solid waste annually [360-11.1(b)(1)]
- ☐ Transfer Stations (municipally owned/operated/contracted) receiving less than 50,000 cubic yards or 12,500 tons of containerized solid waste annually [360-11.1(b)(2)]
- ☒ Source Separated, Nonputrescible Solid Waste Recyclables Handling and Recovery Facilities [360-12.1(d)]
- ☐ Waste Tire Retreaders [360-13.1(d)(1)(i)]
- ☐ Waste Tire Stored for On-site Energy Recovery [360-13.1(d)(1)(ii)]
- ☐ Tire Dealers Selling Waste Tires [360-13.1(d)(1)(iii)]
- ☐ Tire Manufacturing Facilities [360-13.1(d)(1)(iv)]
- ☐ Processing Facilities Receiving Only Recognizable Uncontaminated Concrete, Asphalt Pavement, Brick, Soil or Rock [360-16.1(d)(1)(i)]
- ☒ Uncontaminated Unadulterated Wood Processing Facilities [360-16.1(d)(1)(ii)]
- ☒ Other Facilities not specifically described above, specify type Recyclables handling (360-12.1(d))

6. SOLID WASTE HANDLED

a. List wastes and/or materials to be accepted
Uncontaminated concrete, asphalt pavement, brick, soil, or rock, uncontaminated wood, carpet

b. Quantity (specify Units - see instructions)
design capacity 200 tons per day
storage on site 40,000 tons

7. OPERATIONS SCHEDULE - Normal schedule of operation
Monday - Saturday 7:00 AM - 5:00 PM

8. NAME(S) OF ALL MUNICIPALITIES SERVED City of N. Tonawanda, Tonawanda, Town of Tonawanda, Buffalo, Erie and Niagara County

9. CERTIFICATION: I hereby affirm under penalty of perjury that information provided on this form and attached statements and exhibits was prepared by me or under my supervision and direction and is true to the best of my knowledge and belief, and that I have the authority as managing partner (title) of Swift River (Entity) to sign this registration form pursuant to 6 NYCRR Part 360. By signing this registration form, I affirm that I have read the applicable regulations and will abide by all conditions of the registration requirements. I am aware that any false statement made herein is punishable as a Class A misdemeanor pursuant to Section 210.45 of the Penal Law.

Printed/Typed Name	Signature	Mo.	Day	Year
Kenneth H. Rawe, Jr.	Kenneth H. Rawe	2	16	09

DISTRIBUTION: White - Regional Office Copy; Yellow - Central Office Copy; Pink - Registrant's Validated Copy (to be returned by DEC); Green - Registration Facility Copy

New York State Department of Environmental Conservation
270 Michigan Avenue, Buffalo, New York 14203-2999
(716) 851-7220

Michael D. Zagata
Commissioner

July 1, 1996

Mr. Anthony Pariso
Swift River Associates
4051 River Road
Tonawanda, New York 14150

Frey Site

Dear Mr. Pariso:

Enclosed is a validated copy of your registration form submitted to the New York State Department of Environmental Conservation pursuant to 6 NYCRR Part 360, effective October 9, 1993.

This letter only acknowledges receipt of your registration form and does not, in any way, verify that the information which you provided on the form is true or correct.

You are reminded that 6 NYCRR Part 360 contains various requirements that must be followed to warrant your facility's continued status as a registered facility. This information was provided in the registration package.

Finally, please be advised that local (County, Town, etc.) approvals may also be required before you can start your operation.

If you have any questions regarding this matter, please contact me at 716/851-7220.

Sincerely,

Mark J. Hans

Mark J. Hans, P.E.
Regional Solid Materials Engineer

Enclosure

(b:cwform)

STATE DEPARTMENT OF ENVIRONMENTAL CONSERVATION
DIVISION OF SOLID WASTE

REGISTRATION FORM FOR A SOLID WASTE MANAGEMENT FACILITY

Please read and follow all instructions before completing this registration form

Please Type or Print clearly THIS IS NOT A UPA PERMIT

DEPARTMENT USE ONLY	
DEC REGISTRATION #	1 5 W 1 2
DEC ADMINISTRATION #	
DATE RECEIVED	7/1/96

1. FACILITY NAME AND LOCATION	2. FACILITY OWNER'S NAME
Swift River Associates, Inc.	Swift River Associates, Inc.
Street: 5601 Pavement Rd.	Mailing Address: 4051 River Rd.
City/Village: Lancaster	City/Town/Village: Tonawanda
Town: Lancaster County: Erie	State/Zip Code: New York 14150
Telephone Number: (716) 875-0902	Telephone Number: (716) 875-0902
3. FACILITY OPERATOR'S NAME (if different)	**4. SITE OWNER'S NAME (if different)**
	Frey Concrete
Mailing Address:	Mailing Address: 5601 Pavement Rd.
City/Town/Village:	City/Town/Village: Lancaster
State/Zip Code:	State/Zip Code: New York 14086
Telephone Number: ( )	Telephone Number: (716) 683-1432

5. TYPE OF FACILITY REGISTRATION (check all applicable boxes)

- ☐ Energy Recovery Incinerators or Pyrolysis Units [360-3.1(c)]
- ☐ Land Application and Sludge Storage Facilities [360-4.1(c)]
- ☐ Composting and Other Distribution and Marketing Facilities [360-5.3(b)]
- ☐ Land Clearing Debris Landfills three acres or less [360-7.2(a)]
- ☐ Transfer Stations (municipally owned/operated/contracted) receiving less than 50,000 cubic yards or 12,500 tons of household solid waste annually [360-11.1(b)(1)]
- ☐ Transfer Stations (municipally owned/operated/contracted) receiving less than 50,000 cubic yards or 12,500 tons of containerized solid waste annually [360-11.1(b)(2)]
- ☐ Source Separated, Nonputrescible Solid Waste Recyclables Handling and Recovery Facilities [360-12.1(d)]
- ☐ Waste Tire Retreaders [360-13.1(d)(1)(i)]
- ☐ Waste Tires Stored for On-site Energy Recovery [360-13.1(d)(1)(ii)]
- ☐ Tire Dealers Selling Waste Tires [360-13.1(d)(1)(iii)]
- ☐ Tire Manufacturing Facilities [360-13.1(d)(1)(iv)]
- ☒ Processing Facilities Receiving Only Recognizable Uncontaminated Concrete, Asphalt Pavement, Brick, Soil or Rock [360-16.1(d)(1)(i)]
- ☒ Uncontaminated Unadulterated Wood Processing Facilities [360-16.1(d)(1)(ii)]
- ☐ Other Facilities not specifically described above, Specify Type _____

6. SOLID WASTE HANDLED

a. List wastes and/or materials to be accepted: Brick, uncontaminated concrete, asphalt pavement, rock, uncontaminated soil, unadulterated wood

b. Quantity (Specify Units - see instructions)
design capacity: 800 TON per DAY
storage on site: 20,000 TON

7. OPERATIONS SCHEDULE - Normal schedule of operation: Monday - Friday 7AM - 5PM

8. NAME(S) OF ALL MUNICIPALITIES SERVED: Amherst, Clarence, Lancaster, Depew, W. Seneca, Buffalo, Erie + Genesee County

9. CERTIFICATION:
I hereby affirm under penalty of perjury that information provided on this form and attached statements and exhibits was prepared by me or under my supervision and direction and is true to the best of my knowledge and belief, and that I have the authority as Secretary / Treasurer (title) of SWIFT RIVER ASSOC. INC (Entity) to sign this registration form pursuant to 6 NYCRR Part 360. By signing this registration form, I affirm that I have read the applicable regulations and will abide by all conditions of the registration requirements. I am aware that any false statement made herein is punishable as a Class A misdemeanor pursuant to Section 210.45 of the Penal Law.

Printed/Typed Name	Signature	Mo.	Day	Year
Anthony B. PARISO	Anthony B. Pariso	06	28	96

REGISTRANT'S VALIDATED COPY - COPY #3
(To Be Returned by Dec.)

New York State Department of Environmental Conservation
Division of Solid and Hazardous Materials, Region 9
270 Michigan Avenue, Buffalo, New York, 14203-2915
Phone: (716) 851-7220 • **FAX:** (716) 851-7226
Website: www.dec.ny.gov

Alexander B. Grannis
Commissioner

April 7, 2010

Mr. Kenneth Rawe, Jr.
Swift River Associates, Inc.
4051 River Road
Tonawanda, New York 14150

Dear Mr. Rawe:

47th Street Facility
Facility #32W12

Enclosed is a validated copy of your registration form submitted to the New York State Department of Environmental Conservation pursuant to 6 NYCRR Part 360. The newly registered facility located at 47th Street, Niagara Falls, New York, may process only recognizable uncontaminated concrete, asphalt pavement, brick, soil or rock and uncontaminated, unadulterated wood.

This letter only acknowledges receipt of your registration form and does not, in any way, verify that the information which you provided on the form is true or correct.

You are reminded that 6 NYCRR Part 360 contains various requirements that must be followed to warrant your facility's continued status as a registered facility. This information is enclosed with this letter.

Please be advised that this registration does not relieve you from the responsibility of complying with other Federal, State, and/or local laws, permits, rules and regulations. Should you have any questions, please call Ms. Nancy Loster at (716) 851-7220.

Sincerely,

Mark J. Hans

Mark J. Hans, P.E.
Regional Solid Materials Engineer

MJH:sz

Enclosures

cc: Ms. Nancy Loster - NYSDEC, Division of Solid & Hazardous Materials
Mr. Scott Menrath - NYSDEC, Division of Solid & Hazardous Materials, Albany

7-14-020 (04/00)
NEW YORK STATE DEPARTMENT OF ENVIRONMENTAL CONSERVATION
DIVISION OF SOLID & HAZARDOUS MATERIALS

REGISTRATION FORM FOR A SOLID WASTE MANAGEMENT FACILITY

Please read and follow all instructions before completing this registration form

DEPARTMENT USE ONLY

DEC REGISTRATION # 32W12

DEC ADMINISTRATION #

DATE RECEIVED 2/16/10

PLEASE TYPE OR PRINT CLEARLY

THIS IS NOT AN UPA PERMIT

1. **FACILITY NAME AND LOCATION** SWIFT RIVER ASSOCIATES, INC.	2. **FACILITY OWNER'S NAME** SWIFT RIVER ASSOCIATES, INC.
Street 47 TH STREET	Mailing Address 4051 RIVER ROAD
City/Village NIAGARA FALLS	City/Town/Village TONAWANDA
Town County NIAGARA	State/Zip Code NEW YORK 14150
Telephone Number (716) 875-0902	Telephone Number (716) 875-0902
3. **FACILITY OPERATOR'S NAME (if different)** SAME	4. **SITE OWNER'S NAME (if different)** NIAGARA METALS
Mailing Address	Mailing Address 4861 PACKARD ROAD
City/Town/Village	City/Town/Village NIAGARA FALLS
State/Zip Code	State/Zip Code NEW YORK 14304
Telephone Number	Telephone Number (716) 282-6200

5. **TYPE OF FACILITY REGISTRATION** (check all applicable)

- ☐ Energy Recovery Incinerators or Pyrolysis Units [360-3.1(c)]
- ☐ Land Clearing Debris Landfills three acres or less [360-7.2(a)]
- ☐ Transfer Stations (municipally owned/operated/contracted) receiving less than 50,000 cubic yards or 12,500 tons of household solid waste annually [360-11.1(b)(i)]
- ☐ Transfer Stations (municipally owned/operated/contracted) receiving less than 50,000 cubic yards or 12,500 tons of containerized solid waste annually [360-11.1(b)(2)]
- ☐ Source Separated, Nonputrescible Solid Waste Recyclables Handling and Recovery Facilities [360-12.1(d)]
- ☐ Waste Tire Retreaders [360-13.1(d)(1)(i)]
- ☐ Waste Tire Stored for On-site Energy Recovery [360-13.1(d)(1)(ii)]
- ☐ Tire Dealers Selling Waste Tires [360-13.1(d)(1)(iii)]
- ☐ Tire Manufacturing Facilities [360-13.1(d)(1)(iv)]
- ☑ Processing Facilities Receiving Only Recognizable Uncontaminated Concrete, Asphalt Pavement, Brick, Soil or Rock [360-16.1(d)(1)(i)]
- ☑ Uncontaminated Unadulterated Wood Processing Facilities [360-16.1(d)(1)(ii)]
- ☐ Other Facilities not specifically described above, specify type

6. **SOLID WASTE HANDLED**

a. List wastes and/or materials to be accepted
UNCONTAMINATED CONCRETE, ASPHALT PAVEMENT, BRICK, SOIL OR ROCK, UNCONTAMINATED UNADULTERATED WOOD

b. Quantity (specify Units - see instructions)
design capacity 1200 TON PER DAY
storage on site 20,000 TONS

7. **OPERATIONS SCHEDULE** - Normal schedule of operation
MONDAY - SATURDAY 7:00 AM - 5:00 PM

8. **NAME(S) OF ALL MUNICIPALITIES SERVED**
GRAND ISLAND, NIAGARA FALLS, NIAGARA COUNTY

9. **CERTIFICATION:** I hereby affirm under penalty of perjury that information provided on this form and attached statements and exhibits was prepared by me or under my supervision and direction and is true to the best of my knowledge and belief, and that I have the authority as VICE PRESIDENT (title) of SWIFT RIVER ASSOCIATES, INC. (Entity) to sign this registration form pursuant to 6 NYCRR Part 360. By signing this registration form, I affirm that I have read the applicable regulations and will abide by all conditions of the registration requirements. I am aware that any false statement made herein is punishable as a Class A misdemeanor pursuant to Section 210.45 of the Penal Law.

Printed/Typed Name	Signature	Mo.	Day	Year
KENNETH H. RAWE, JR. P.E.	Kenneth H. Rawe Jr.	2	12	2010

REGIONAL OFFICE COPY - COPY #1

1100 Michigan - Loads of Concrete in to Swift River Associates

Day		# of Loads
1/31/2022		5.00
2/9/2022		5.00
2/11/2022		1.00
2/15/2022		4.00
3/4/2022		16.00
3/7/2022		26.00
3/8/2022		13.00
3/15/2022		12.00
3/22/2022		14.00
3/23/2022		1.00
3/28/2022		6.00
4/7/2022		38.00
4/8/2022		14.00
4/29/2022		8.00
5/24/2022		10.00
5/23/2022		9.00
6/16/2022		4.00
TOTALS LOADS:		186.00

186 loads at 20 ton/ea = 3720 tons
Family - 1860 tons
Senior - 1860 tons

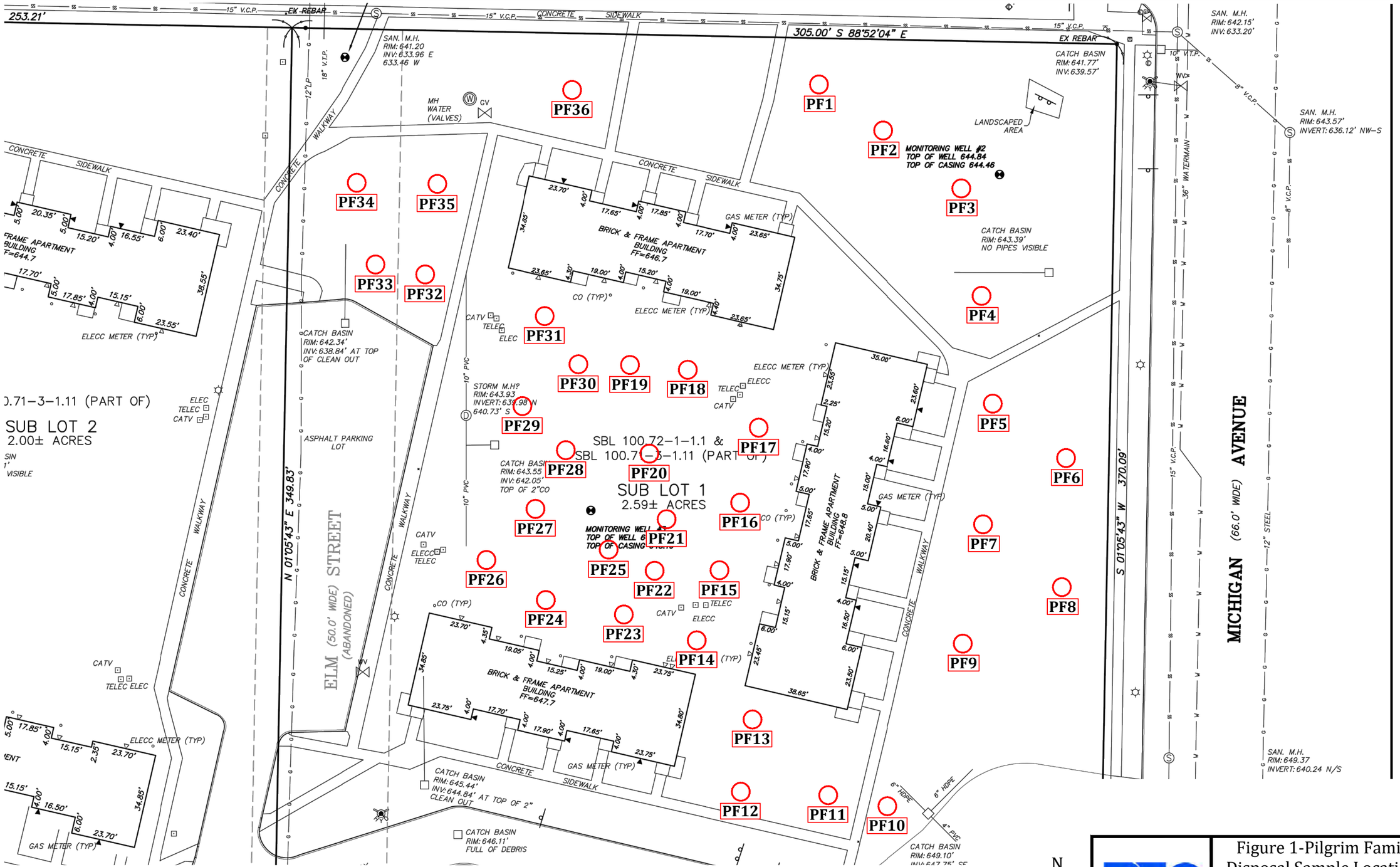

LEGEND

PF10 — APPROXIMATE LOCATION OF COMPOSITE SOIL SAMPLE PF10 FOR SOIL DISPOSAL

BRYDGES ENGINEERING IN ENVIRONMENT AND ENERGY, DPC

Figure 1-Pilgrim Family Disposal Sample Locations

Former Pilgrim Village
Family Apartments
Site # C915362
Buffalo, New York 14209

Revisions

January 2022	SCALE: N/A	SHEET 1 OF 1

eurofins | Environment Testing America

ANALYTICAL REPORT

Eurofins Buffalo
10 Hazelwood Drive
Amherst, NY 14228-2298
Tel: (716)691-2600

Laboratory Job ID: 480-193838-1
Client Project/Site: Pilgrim Village Family

For:
Brydges Engineering in Environment & Energy DPC
960 Busti Ave
Suite B-150
Buffalo, New York 14213

Attn: Jake Tracy

Authorized for release by:
1/13/2022 12:12:36 PM
Rebecca Jones, Project Management Assistant I
Rebecca.Jones@Eurofinset.com

Designee for

Joe Giacomazza, Project Manager I
(716)691-2600
joe.giacomazza@testamericainc.com

LINKS

Review your project results through TotalAccess

Have a Question? Ask The Expert

Visit us at: www.eurofinsus.com/Env

The test results in this report meet all 2003 NELAC, 2009 TNI, and 2016 TNI requirements for accredited parameters, exceptions are noted in this report. This report may not be reproduced except in full, and with written approval from the laboratory. For questions please contact the Project Manager at the e-mail address or telephone number listed on this page.

This report has been electronically signed and authorized by the signatory. Electronic signature is intended to be the legally binding equivalent of a traditionally handwritten signature.

Results relate only to the items tested and the sample(s) as received by the laboratory.

Table of Contents

Cover Page 1
Table of Contents 2
Definitions/Glossary 3
Case Narrative 5
Detection Summary 8
Client Sample Results 16
Surrogate Summary 103
QC Sample Results 113
QC Association Summary 148
Lab Chronicle 179
Certification Summary 213
Method Summary 214
Sample Summary 215
Chain of Custody 216
Receipt Checklists 220

Qualifiers

GC/MS VOA

Qualifier	Qualifier Description
U	Indicates the analyte was analyzed for but not detected.

GC/MS Semi VOA

Qualifier	Qualifier Description
U	Indicates the analyte was analyzed for but not detected.

GC VOA

Qualifier	Qualifier Description
B	Compound was found in the blank and sample.
J	Result is less than the RL but greater than or equal to the MDL and the concentration is an approximate value.
U	Indicates the analyte was analyzed for but not detected.

GC Semi VOA

Qualifier	Qualifier Description
*+	LCS and/or LCSD is outside acceptance limits, high biased.
J	Result is less than the RL but greater than or equal to the MDL and the concentration is an approximate value.
S1-	Surrogate recovery exceeds control limits, low biased.
S1+	Surrogate recovery exceeds control limits, high biased.
U	Indicates the analyte was analyzed for but not detected.

Metals

Qualifier	Qualifier Description
B	Compound was found in the blank and sample.
F1	MS and/or MSD recovery exceeds control limits.
J	Result is less than the RL but greater than or equal to the MDL and the concentration is an approximate value.
U	Indicates the analyte was analyzed for but not detected.

General Chemistry

Qualifier	Qualifier Description
HF	Field parameter with a holding time of 15 minutes. Test performed by laboratory at client's request.
U	Indicates the analyte was analyzed for but not detected.

Glossary

Abbreviation	These commonly used abbreviations may or may not be present in this report.
¤	Listed under the "D" column to designate that the result is reported on a dry weight basis
%R	Percent Recovery
CFL	Contains Free Liquid
CFU	Colony Forming Unit
CNF	Contains No Free Liquid
DER	Duplicate Error Ratio (normalized absolute difference)
Dil Fac	Dilution Factor
DL	Detection Limit (DoD/DOE)
DL, RA, RE, IN	Indicates a Dilution, Re-analysis, Re-extraction, or additional Initial metals/anion analysis of the sample
DLC	Decision Level Concentration (Radiochemistry)
EDL	Estimated Detection Limit (Dioxin)
LOD	Limit of Detection (DoD/DOE)
LOQ	Limit of Quantitation (DoD/DOE)
MCL	EPA recommended "Maximum Contaminant Level"
MDA	Minimum Detectable Activity (Radiochemistry)
MDC	Minimum Detectable Concentration (Radiochemistry)
MDL	Method Detection Limit
ML	Minimum Level (Dioxin)
MPN	Most Probable Number
MQL	Method Quantitation Limit
NC	Not Calculated
ND	Not Detected at the reporting limit (or MDL or EDL if shown)

Glossary (Continued)

Abbreviation	These commonly used abbreviations may or may not be present in this report.
NEG	Negative / Absent
POS	Positive / Present
PQL	Practical Quantitation Limit
PRES	Presumptive
QC	Quality Control
RER	Relative Error Ratio (Radiochemistry)
RL	Reporting Limit or Requested Limit (Radiochemistry)
RPD	Relative Percent Difference, a measure of the relative difference between two points
TEF	Toxicity Equivalent Factor (Dioxin)
TEQ	Toxicity Equivalent Quotient (Dioxin)
TNTC	Too Numerous To Count

Job ID: 480-193838-1

Laboratory: Eurofins Buffalo

Narrative

Job Narrative
480-193838-1

Comments
No additional comments.

Receipt
The samples were received on 12/29/2021 11:25 AM. The samples arrived in good condition. The temperatures of the 5 coolers at receipt time were 13.2º C, 14.1º C, 16.0º C, 16.8º C and 18.1º C.

GC/MS VOA
Method 8260C: The following samples were diluted due to the TCLP nature of the sample matrix: PF1 (480-193838-1), PF2 (480-193838-2), PF3 (480-193838-3), PF4 (480-193838-4), PF5 (480-193838-5) and (LB 480-610787/1-A). Elevated reporting limits (RLs) are provided.

Method 8260C: The following samples were diluted due to the nature of the TCLP matrix: PF6 (480-193838-6), PF7 (480-193838-7), PF8 (480-193838-8), PF9 (480-193838-9), PF10 (480-193838-10), PF11 (480-193838-11), PF12 (480-193838-12), PF13 (480-193838-13), PF14 (480-193838-14) and (LB 480-610945/1-A). Elevated reporting limits (RLs) are provided.

Method 8260C: The following samples were diluted due to the nature of the TCLP sample matrix: PF15 (480-193838-15), PF16 (480-193838-16), PF17 (480-193838-17), PF18 (480-193838-18), PF19 (480-193838-19), PF20 (480-193838-20), PF21 (480-193838-21) and PF22 (480-193838-22). Elevated reporting limits (RLs) are provided.

Method 8260C: The following samples were diluted due to the nature of the TCLP matrix: PF23 (480-193838-23), PF24 (480-193838-24), PF25 (480-193838-25), PF26 (480-193838-26), PF27 (480-193838-27), PF28 (480-193838-28), PF29 (480-193838-29), PF30 (480-193838-30), PF31 (480-193838-31), PF32 (480-193838-32), PF33 (480-193838-33), PF34 (480-193838-34), PF35 (480-193838-35), PF36 (480-193838-36) and (LB 480-611186/1-A). Elevated reporting limits (RLs) are provided.

No additional analytical or quality issues were noted, other than those described above or in the Definitions/Glossary page.

GC/MS Semi VOA
No analytical or quality issues were noted, other than those described in the Definitions/Glossary page.

GC VOA
Method 8015D: Reported analyte concentrations in the following samples are below 200 ug/kg and may be biased low due to the samples not being collected according to 5035-L/5035A-L low-level specifications: PF1 (480-193838-1), PF2 (480-193838-2), PF3 (480-193838-3), PF4 (480-193838-4), PF5 (480-193838-5), PF6 (480-193838-6), PF7 (480-193838-7), PF8 (480-193838-8), PF9 (480-193838-9), PF10 (480-193838-10), PF11 (480-193838-11), PF12 (480-193838-12), PF13 (480-193838-13), PF14 (480-193838-14), PF15 (480-193838-15), PF16 (480-193838-16) and PF17 (480-193838-17).

Method 8015D: Reported analyte concentrations in the following samples are below 200 ug/kg and may be biased low due to the samples not being collected according to 5035-L/5035A-L low-level specifications: PF18 (480-193838-18), PF19 (480-193838-19), PF20 (480-193838-20), PF21 (480-193838-21), PF22 (480-193838-22), PF23 (480-193838-23), PF24 (480-193838-24), PF25 (480-193838-25), PF26 (480-193838-26), PF27 (480-193838-27), PF28 (480-193838-28), PF29 (480-193838-29), PF30 (480-193838-30), PF31 (480-193838-31), PF32 (480-193838-32), PF33 (480-193838-33), PF34 (480-193838-34), PF35 (480-193838-35) and PF36 (480-193838-36).

No additional analytical or quality issues were noted, other than those described above or in the Definitions/Glossary page.

GC Semi VOA
Method 8081B: The laboratory control sample (LCS) and / or laboratory control sample duplicate (LCSD) for preparation batch 480-610766, 480-610864 and 480-610864 and analytical batch 480-610920 recovered outside control limits for the following analytes: gamma-BHC (Lindane), Heptachlor and Heptachlor epoxide. These analytes were biased high in the LCS and were not detected in the associated samples; therefore, the data have been reported.

Job ID: 480-193838-1 (Continued)

Laboratory: Eurofins Buffalo (Continued)

Method 8081B: The laboratory control sample duplicate (LCSD) for preparation batch 480-610905 and 480-611078 and analytical batch 480-611164 recovered outside control limits for the following analytes: Heptachlor epoxide. These analytes were biased high in the LCSD and were not detected in the associated samples; therefore, the data have been reported.

Method 8081B: Surrogate recovery for the following samples were outside the upper control limit: PF25 (480-193838-25), PF26 (480-193838-26), PF27 (480-193838-27), PF29 (480-193838-29), PF31 (480-193838-31), PF32 (480-193838-32), PF33 (480-193838-33), PF34 (480-193838-34), PF35 (480-193838-35), PF36 (480-193838-36) and (LB 480-610936/1-E). This sample did not contain any target analytes; therefore, re-extraction and/or re-analysis was not performed.

Method 8081B: The laboratory control sample (LCS) and / or laboratory control sample duplicate (LCSD) for preparation batch 480-610936 and 480-611409 and analytical batch 480-611440 recovered outside control limits for the following analytes: Heptachlor epoxide. These analytes were biased high in the LCS and were not detected in the associated samples; therefore, the data have been reported.

Method 8082A: The following samples are associated with a continuing calibration verification (CCV 480-610755/55) that had recoveries for the surrogate Decachlorobiphenyl that were above acceptance limits: PF4 (480-193838-4), PF5 (480-193838-5), PF6 (480-193838-6), PF7 (480-193838-7), PF8 (480-193838-8), PF9 (480-193838-9), PF10 (480-193838-10) and PF11 (480-193838-11). The secondary surrogate Tetrachloro-m-xylene is within limits. Therefore, the data has been reported.

Method 8151A: Surrogate recovery for the following samples were outside control limits: PF1 (480-193838-1), PF2 (480-193838-2), PF3 (480-193838-3), PF4 (480-193838-4), PF5 (480-193838-5) and (LB 480-610766/1-F). This is routine for TCLP herbicides, due to the pH effects created during the leaching process, inhibiting the herbicide derivatization of the free acid components.

Method 8151A: The laboratory control sample duplicate (LCSD) for preparation batch 480-610943 and analytical batch 480-611060 recovered outside control limits for the following analytes: 2,4-Dichlorophenylacetic acid. This is most likely due to the surrogate accidentally being added twice; therefore, the data have been reported.

Method 8151A: Surrogate recovery for the following samples were outside control limits: PF6 (480-193838-6), PF7 (480-193838-7), PF8 (480-193838-8), PF9 (480-193838-9), PF10 (480-193838-10), PF11 (480-193838-11), PF12 (480-193838-12), PF13 (480-193838-13), PF14 (480-193838-14), PF15 (480-193838-15), PF16 (480-193838-16), PF17 (480-193838-17), PF18 (480-193838-18), PF19 (480-193838-19), PF20 (480-193838-20), PF21 (480-193838-21), PF22 (480-193838-22) and (LB 480-610905/1-D). This is routine for TCLP herbicides, due to the pH effects created during the leaching process, inhibiting the herbicide derivatization of the free acid components.

Method 8151A: Surrogate recovery for the following samples were outside control limits: PF23 (480-193838-23), PF24 (480-193838-24), PF25 (480-193838-25), PF26 (480-193838-26), PF27 (480-193838-27), PF28 (480-193838-28), PF29 (480-193838-29), PF30 (480-193838-30), PF31 (480-193838-31), PF32 (480-193838-32), PF33 (480-193838-33), PF34 (480-193838-34), PF35 (480-193838-35), PF36 (480-193838-36) and (LB 480-610936/1-C). This is routine for TCLP herbicides, due to the pH effects created during the leaching process, inhibiting the herbicide derivatization of the free acid components.

No additional analytical or quality issues were noted, other than those described above or in the Definitions/Glossary page.

Metals
No analytical or quality issues were noted, other than those described in the Definitions/Glossary page.

General Chemistry
Method 9045C: This analysis is normally performed in the field and has a method-defined holding time of 15 minutes. The following samples has been qualified with the "HF" flag to indicate analysis was performed in the laboratory outside the 15 minute timeframe: PF17 (480-193838-17), PF18 (480-193838-18), PF19 (480-193838-19), PF20 (480-193838-20), PF21 (480-193838-21), PF22 (480-193838-22), PF23 (480-193838-23), PF24 (480-193838-24) and PF25 (480-193838-25).

Methods 9045C, 9045D: This analysis is normally performed in the field and has a method-defined holding time of 15 minutes. The following samples has been qualified with the "HF" flag to indicate analysis was performed in the laboratory outside the 15 minute timeframe: PF26 (480-193838-26), PF27 (480-193838-27), PF28 (480-193838-28), PF29 (480-193838-29), PF30 (480-193838-30), PF31 (480-193838-31), PF32 (480-193838-32), PF33 (480-193838-33), PF34 (480-193838-34), PF35 (480-193838-35) and PF36 (480-193838-36).

Job ID: 480-193838-1 (Continued)

Laboratory: Eurofins Buffalo (Continued)

No additional analytical or quality issues were noted, other than those described above or in the Definitions/Glossary page.

Organic Prep
Method 3510C: Insufficient sample volume was available to perform a matrix spike/matrix spike duplicate/sample duplicate (MS/MSD/DUP) associated with preparation batch 480-610766, 480-610864 and 480-610864.

Method 3510C: Insufficient sample volume was available to perform a matrix spike/matrix spike duplicate/sample duplicate (MS/MSD/DUP) associated with preparation batch 480-610905 and 480-611078.

Method 3510C: Insufficient sample volume was available to perform a matrix spike/matrix spike duplicate/sample duplicate (MS/MSD/DUP) associated with preparation batch 480-610936 and 480-611461.

Method 8151A: Insufficient sample volume was available to perform a matrix spike/matrix spike duplicate/sample duplicate (MS/MSD/DUP) associated with preparation batch 480-610766 and 480-610943.

Method 8151A: Insufficient sample volume was available to perform a matrix spike/matrix spike duplicate/sample duplicate (MS/MSD/DUP) associated with preparation batch 480-610905 and 480-611079.

Method 8151A: Insufficient sample volume was available to perform a matrix spike/matrix spike duplicate/sample duplicate (MS/MSD/DUP) associated with preparation batch 480-610936 and 480-611340.

No additional analytical or quality issues were noted, other than those described above or in the Definitions/Glossary page.

Detection Summary

Client: Brydges Engineering in Environment & Energy DPC
Project/Site: Pilgrim Village Family

Job ID: 480-193838-1

Client Sample ID: PF1 — Lab Sample ID: 480-193838-1

Analyte	Result	Qualifier	RL	MDL	Unit	Dil Fac	D	Method	Prep Type
Barium	0.48	J	1.0	0.10	mg/L	1		6010C	TCLP
Cadmium	0.0018	J	0.0020	0.00050	mg/L	1		6010C	TCLP
Lead	0.0053	J B	0.020	0.0030	mg/L	1		6010C	TCLP
Flashpoint	>175		50.0	50.0	Degrees F	1		1010A	Total/NA
pH	7.0	HF	0.1	0.1	SU	1		9045C	Total/NA
Temperature	19.0	HF	0.001	0.001	Degrees C	1		9045C	Total/NA

Client Sample ID: PF2 — Lab Sample ID: 480-193838-2

Analyte	Result	Qualifier	RL	MDL	Unit	Dil Fac	D	Method	Prep Type
Diesel Range Organics [C10-C28]	55		19	5.8	mg/Kg	1	☼	8015D	Total/NA
Arsenic	0.010	J	0.015	0.0056	mg/L	1		6010C	TCLP
Barium	0.60	J	1.0	0.10	mg/L	1		6010C	TCLP
Cadmium	0.0064		0.0020	0.00050	mg/L	1		6010C	TCLP
Lead	0.041	B	0.020	0.0030	mg/L	1		6010C	TCLP
Flashpoint	>180		50.0	50.0	Degrees F	1		1010A	Total/NA
pH	7.6	HF	0.1	0.1	SU	1		9045C	Total/NA
Temperature	18.4	HF	0.001	0.001	Degrees C	1		9045C	Total/NA

Client Sample ID: PF3 — Lab Sample ID: 480-193838-3

Analyte	Result	Qualifier	RL	MDL	Unit	Dil Fac	D	Method	Prep Type
Gasoline Range Organics [C6 - C10]	1.2	J B	1.5	0.39	mg/Kg	1	☼	8015D	Total/NA
Diesel Range Organics [C10-C28]	24		20	6.0	mg/Kg	1	☼	8015D	Total/NA
Arsenic	0.0062	J	0.015	0.0056	mg/L	1		6010C	TCLP
Barium	0.51	J	1.0	0.10	mg/L	1		6010C	TCLP
Cadmium	0.0049		0.0020	0.00050	mg/L	1		6010C	TCLP
Lead	0.066	B	0.020	0.0030	mg/L	1		6010C	TCLP
Flashpoint	>180		50.0	50.0	Degrees F	1		1010A	Total/NA
pH	7.8	HF	0.1	0.1	SU	1		9045C	Total/NA
Temperature	18.6	HF	0.001	0.001	Degrees C	1		9045C	Total/NA

Client Sample ID: PF4 — Lab Sample ID: 480-193838-4

Analyte	Result	Qualifier	RL	MDL	Unit	Dil Fac	D	Method	Prep Type
Gasoline Range Organics [C6 - C10]	1.3	J B	1.5	0.40	mg/Kg	1	☼	8015D	Total/NA
Barium	0.58	J	1.0	0.10	mg/L	1		6010C	TCLP
Cadmium	0.0013	J	0.0020	0.00050	mg/L	1		6010C	TCLP
Lead	0.024	B	0.020	0.0030	mg/L	1		6010C	TCLP
Flashpoint	>175		50.0	50.0	Degrees F	1		1010A	Total/NA
pH	7.9	HF	0.1	0.1	SU	1		9045C	Total/NA
Temperature	18.5	HF	0.001	0.001	Degrees C	1		9045C	Total/NA

Client Sample ID: PF5 — Lab Sample ID: 480-193838-5

Analyte	Result	Qualifier	RL	MDL	Unit	Dil Fac	D	Method	Prep Type
Barium	0.16	J	1.0	0.10	mg/L	1		6010C	TCLP
Cadmium	0.0030		0.0020	0.00050	mg/L	1		6010C	TCLP
Lead	0.022	B	0.020	0.0030	mg/L	1		6010C	TCLP
Flashpoint	>180		50.0	50.0	Degrees F	1		1010A	Total/NA
pH	7.0	HF	0.1	0.1	SU	1		9045C	Total/NA
Temperature	19.2	HF	0.001	0.001	Degrees C	1		9045C	Total/NA

This Detection Summary does not include radiochemical test results.

Eurofins Buffalo

Detection Summary

Client: Brydges Engineering in Environment & Energy DPC
Project/Site: Pilgrim Village Family

Job ID: 480-193838-1

Client Sample ID: PF6 — Lab Sample ID: 480-193838-6

Analyte	Result	Qualifier	RL	MDL	Unit	Dil Fac	D	Method	Prep Type
Gasoline Range Organics [C6 - C10]	1.2	J B	1.5	0.39	mg/Kg	1	☼	8015D	Total/NA
Arsenic	0.012	J	0.015	0.0056	mg/L	1		6010C	TCLP
Barium	0.16	J	1.0	0.10	mg/L	1		6010C	TCLP
Cadmium	0.0034		0.0020	0.00050	mg/L	1		6010C	TCLP
Lead	0.013	J	0.020	0.0030	mg/L	1		6010C	TCLP
Flashpoint	>175		50.0	50.0	Degrees F	1		1010A	Total/NA
pH	7.4	HF	0.1	0.1	SU	1		9045C	Total/NA
Temperature	19.0	HF	0.001	0.001	Degrees C	1		9045C	Total/NA

Client Sample ID: PF7 — Lab Sample ID: 480-193838-7

Analyte	Result	Qualifier	RL	MDL	Unit	Dil Fac	D	Method	Prep Type
Gasoline Range Organics [C6 - C10]	1.2	J B	1.4	0.37	mg/Kg	1	☼	8015D	Total/NA
Barium	0.24	J	1.0	0.10	mg/L	1		6010C	TCLP
Cadmium	0.0015	J	0.0020	0.00050	mg/L	1		6010C	TCLP
Lead	0.0035	J	0.020	0.0030	mg/L	1		6010C	TCLP
Flashpoint	>180		50.0	50.0	Degrees F	1		1010A	Total/NA
pH	7.7	HF	0.1	0.1	SU	1		9045C	Total/NA
Temperature	18.7	HF	0.001	0.001	Degrees C	1		9045C	Total/NA

Client Sample ID: PF8 — Lab Sample ID: 480-193838-8

Analyte	Result	Qualifier	RL	MDL	Unit	Dil Fac	D	Method	Prep Type
Gasoline Range Organics [C6 - C10]	1.3	J B	1.5	0.40	mg/Kg	1	☼	8015D	Total/NA
Arsenic	0.0057	J	0.015	0.0056	mg/L	1		6010C	TCLP
Barium	0.47	J	1.0	0.10	mg/L	1		6010C	TCLP
Cadmium	0.0014	J	0.0020	0.00050	mg/L	1		6010C	TCLP
Lead	0.0080	J	0.020	0.0030	mg/L	1		6010C	TCLP
Flashpoint	>175		50.0	50.0	Degrees F	1		1010A	Total/NA
pH	7.7	HF	0.1	0.1	SU	1		9045C	Total/NA
Temperature	18.8	HF	0.001	0.001	Degrees C	1		9045C	Total/NA

Client Sample ID: PF9 — Lab Sample ID: 480-193838-9

Analyte	Result	Qualifier	RL	MDL	Unit	Dil Fac	D	Method	Prep Type
Diesel Range Organics [C10-C28]	7.6	J	20	6.0	mg/Kg	1	☼	8015D	Total/NA
Barium	0.49	J	1.0	0.10	mg/L	1		6010C	TCLP
Cadmium	0.0021		0.0020	0.00050	mg/L	1		6010C	TCLP
Lead	0.0055	J	0.020	0.0030	mg/L	1		6010C	TCLP
Flashpoint	>180		50.0	50.0	Degrees F	1		1010A	Total/NA
pH	6.8	HF	0.1	0.1	SU	1		9045C	Total/NA
Temperature	18.7	HF	0.001	0.001	Degrees C	1		9045C	Total/NA

Client Sample ID: PF10 — Lab Sample ID: 480-193838-10

Analyte	Result	Qualifier	RL	MDL	Unit	Dil Fac	D	Method	Prep Type
Gasoline Range Organics [C6 - C10]	1.1	J B	1.4	0.36	mg/Kg	1	☼	8015D	Total/NA
Barium	0.59	J	1.0	0.10	mg/L	1		6010C	TCLP
Cadmium	0.0021		0.0020	0.00050	mg/L	1		6010C	TCLP
Lead	0.010	J	0.020	0.0030	mg/L	1		6010C	TCLP
Flashpoint	>175		50.0	50.0	Degrees F	1		1010A	Total/NA
pH	7.7	HF	0.1	0.1	SU	1		9045C	Total/NA
Temperature	18.8	HF	0.001	0.001	Degrees C	1		9045C	Total/NA

This Detection Summary does not include radiochemical test results.

Eurofins Buffalo

Detection Summary

Client: Brydges Engineering in Environment & Energy DPC
Project/Site: Pilgrim Village Family

Job ID: 480-193838-1

Client Sample ID: PF11 — Lab Sample ID: 480-193838-11

Analyte	Result	Qualifier	RL	MDL	Unit	Dil Fac	D	Method	Prep Type
Gasoline Range Organics [C6 - C10]	1.2	J B	1.4	0.37	mg/Kg	1	☼	8015D	Total/NA
Barium	0.54	J	1.0	0.10	mg/L	1		6010C	TCLP
Cadmium	0.0020		0.0020	0.00050	mg/L	1		6010C	TCLP
Lead	0.016	J	0.020	0.0030	mg/L	1		6010C	TCLP
Flashpoint	>180		50.0	50.0	Degrees F	1		1010A	Total/NA
pH	7.8	HF	0.1	0.1	SU	1		9045C	Total/NA
Temperature	18.7	HF	0.001	0.001	Degrees C	1		9045C	Total/NA

Client Sample ID: PF12 — Lab Sample ID: 480-193838-12

Analyte	Result	Qualifier	RL	MDL	Unit	Dil Fac	D	Method	Prep Type
Gasoline Range Organics [C6 - C10]	1.1	J B	1.4	0.36	mg/Kg	1	☼	8015D	Total/NA
Barium	0.58	J	1.0	0.10	mg/L	1		6010C	TCLP
Cadmium	0.0034		0.0020	0.00050	mg/L	1		6010C	TCLP
Lead	0.066		0.020	0.0030	mg/L	1		6010C	TCLP
Flashpoint	>180		50.0	50.0	Degrees F	1		1010A	Total/NA
pH	7.9	HF	0.1	0.1	SU	1		9045C	Total/NA
Temperature	18.7	HF	0.001	0.001	Degrees C	1		9045C	Total/NA

Client Sample ID: PF13 — Lab Sample ID: 480-193838-13

Analyte	Result	Qualifier	RL	MDL	Unit	Dil Fac	D	Method	Prep Type
Barium	0.51	J	1.0	0.10	mg/L	1		6010C	TCLP
Cadmium	0.0034		0.0020	0.00050	mg/L	1		6010C	TCLP
Lead	0.055		0.020	0.0030	mg/L	1		6010C	TCLP
Flashpoint	>180		50.0	50.0	Degrees F	1		1010A	Total/NA
pH	7.9	HF	0.1	0.1	SU	1		9045C	Total/NA
Temperature	18.9	HF	0.001	0.001	Degrees C	1		9045C	Total/NA

Client Sample ID: PF14 — Lab Sample ID: 480-193838-14

Analyte	Result	Qualifier	RL	MDL	Unit	Dil Fac	D	Method	Prep Type
Gasoline Range Organics [C6 - C10]	1.2	J B	1.4	0.37	mg/Kg	1	☼	8015D	Total/NA
Barium	0.20	J	1.0	0.10	mg/L	1		6010C	TCLP
Cadmium	0.0016	J	0.0020	0.00050	mg/L	1		6010C	TCLP
Lead	0.0034	J	0.020	0.0030	mg/L	1		6010C	TCLP
Flashpoint	>180		50.0	50.0	Degrees F	1		1010A	Total/NA
pH	8.1	HF	0.1	0.1	SU	1		9045C	Total/NA
Temperature	18.6	HF	0.001	0.001	Degrees C	1		9045C	Total/NA

Client Sample ID: PF15 — Lab Sample ID: 480-193838-15

Analyte	Result	Qualifier	RL	MDL	Unit	Dil Fac	D	Method	Prep Type
Gasoline Range Organics [C6 - C10]	1.2	J B	1.4	0.36	mg/Kg	1	☼	8015D	Total/NA
Diesel Range Organics [C10-C28]	6.6	J	19	5.8	mg/Kg	1	☼	8015D	Total/NA
Barium	0.37	J	1.0	0.10	mg/L	1		6010C	TCLP
Cadmium	0.0029		0.0020	0.00050	mg/L	1		6010C	TCLP
Lead	0.13		0.020	0.0030	mg/L	1		6010C	TCLP
Flashpoint	>180		50.0	50.0	Degrees F	1		1010A	Total/NA
pH	7.8	HF	0.1	0.1	SU	1		9045C	Total/NA
Temperature	18.8	HF	0.001	0.001	Degrees C	1		9045C	Total/NA

This Detection Summary does not include radiochemical test results.

Detection Summary

Client: Brydges Engineering in Environment & Energy DPC
Project/Site: Pilgrim Village Family

Job ID: 480-193838-1

Client Sample ID: PF16 — Lab Sample ID: 480-193838-16

Analyte	Result	Qualifier	RL	MDL	Unit	Dil Fac	D	Method	Prep Type
Gasoline Range Organics [C6 - C10]	1.1	J B	1.3	0.34	mg/Kg	1	☼	8015D	Total/NA
Diesel Range Organics [C10-C28]	8.7	J	19	5.6	mg/Kg	1	☼	8015D	Total/NA
Barium	0.82	J	1.0	0.10	mg/L	1		6010C	TCLP
Cadmium	0.0022		0.0020	0.00050	mg/L	1		6010C	TCLP
Lead	0.037		0.020	0.0030	mg/L	1		6010C	TCLP
Flashpoint	>175		50.0	50.0	Degrees F	1		1010A	Total/NA
pH	7.8	HF	0.1	0.1	SU	1		9045C	Total/NA
Temperature	19.1	HF	0.001	0.001	Degrees C	1		9045C	Total/NA

Client Sample ID: PF17 — Lab Sample ID: 480-193838-17

Analyte	Result	Qualifier	RL	MDL	Unit	Dil Fac	D	Method	Prep Type
Diesel Range Organics [C10-C28]	8.1	J	20	5.9	mg/Kg	1	☼	8015D	Total/NA
PCB-1260	0.13	J	0.24	0.11	mg/Kg	1	☼	8082A	Total/NA
Barium	0.78	J	1.0	0.10	mg/L	1		6010C	TCLP
Cadmium	0.0028		0.0020	0.00050	mg/L	1		6010C	TCLP
Lead	0.038		0.020	0.0030	mg/L	1		6010C	TCLP
Flashpoint	>180		50.0	50.0	Degrees F	1		1010A	Total/NA
pH	8.1	HF	0.1	0.1	SU	1		9045C	Total/NA
Temperature	20.2	HF	0.001	0.001	Degrees C	1		9045C	Total/NA

Client Sample ID: PF18 — Lab Sample ID: 480-193838-18

Analyte	Result	Qualifier	RL	MDL	Unit	Dil Fac	D	Method	Prep Type
Barium	0.33	J	1.0	0.10	mg/L	1		6010C	TCLP
Cadmium	0.0023		0.0020	0.00050	mg/L	1		6010C	TCLP
Flashpoint	>175		50.0	50.0	Degrees F	1		1010A	Total/NA
pH	8.4	HF	0.1	0.1	SU	1		9045C	Total/NA
Temperature	19.5	HF	0.001	0.001	Degrees C	1		9045C	Total/NA

Client Sample ID: PF19 — Lab Sample ID: 480-193838-19

Analyte	Result	Qualifier	RL	MDL	Unit	Dil Fac	D	Method	Prep Type
Gasoline Range Organics [C6 - C10]	1.2	J	1.4	0.38	mg/Kg	1	☼	8015D	Total/NA
Barium	0.28	J	1.0	0.10	mg/L	1		6010C	TCLP
Cadmium	0.0021		0.0020	0.00050	mg/L	1		6010C	TCLP
Flashpoint	>180		50.0	50.0	Degrees F	1		1010A	Total/NA
pH	8.3	HF	0.1	0.1	SU	1		9045C	Total/NA
Temperature	19.6	HF	0.001	0.001	Degrees C	1		9045C	Total/NA

Client Sample ID: PF20 — Lab Sample ID: 480-193838-20

Analyte	Result	Qualifier	RL	MDL	Unit	Dil Fac	D	Method	Prep Type
Gasoline Range Organics [C6 - C10]	1.5		1.4	0.37	mg/Kg	1	☼	8015D	Total/NA
Diesel Range Organics [C10-C28]	9.4	J	20	6.0	mg/Kg	1	☼	8015D	Total/NA
Barium	0.71	J	1.0	0.10	mg/L	1		6010C	TCLP
Cadmium	0.0026		0.0020	0.00050	mg/L	1		6010C	TCLP
Lead	0.18		0.020	0.0030	mg/L	1		6010C	TCLP
Mercury	0.00010	J	0.00020	0.000043	mg/L	1		7470A	TCLP
Flashpoint	>180		50.0	50.0	Degrees F	1		1010A	Total/NA
pH	7.6	HF	0.1	0.1	SU	1		9045C	Total/NA
Temperature	19.5	HF	0.001	0.001	Degrees C	1		9045C	Total/NA

This Detection Summary does not include radiochemical test results.

Detection Summary

Client: Brydges Engineering in Environment & Energy DPC
Project/Site: Pilgrim Village Family

Job ID: 480-193838-1

Client Sample ID: PF21 — Lab Sample ID: 480-193838-21

Analyte	Result	Qualifier	RL	MDL	Unit	Dil Fac	D	Method	Prep Type
Gasoline Range Organics [C6 - C10]	1.2	J	1.4	0.37	mg/Kg	1	☼	8015D	Total/NA
Barium	0.43	J	1.0	0.10	mg/L	1		6010C	TCLP
Cadmium	0.0016	J	0.0020	0.00050	mg/L	1		6010C	TCLP
Lead	0.0087	J	0.020	0.0030	mg/L	1		6010C	TCLP
Flashpoint	>175		50.0	50.0	Degrees F	1		1010A	Total/NA
pH	7.7	HF	0.1	0.1	SU	1		9045C	Total/NA
Temperature	19.5	HF	0.001	0.001	Degrees C	1		9045C	Total/NA

Client Sample ID: PF22 — Lab Sample ID: 480-193838-22

Analyte	Result	Qualifier	RL	MDL	Unit	Dil Fac	D	Method	Prep Type
Gasoline Range Organics [C6 - C10]	1.2	J	1.4	0.38	mg/Kg	1	☼	8015D	Total/NA
Barium	0.66	J	1.0	0.10	mg/L	1		6010C	TCLP
Cadmium	0.0032		0.0020	0.00050	mg/L	1		6010C	TCLP
Lead	0.37		0.020	0.0030	mg/L	1		6010C	TCLP
Flashpoint	>180		50.0	50.0	Degrees F	1		1010A	Total/NA
pH	7.9	HF	0.1	0.1	SU	1		9045C	Total/NA
Temperature	19.4	HF	0.001	0.001	Degrees C	1		9045C	Total/NA

Client Sample ID: PF23 — Lab Sample ID: 480-193838-23

Analyte	Result	Qualifier	RL	MDL	Unit	Dil Fac	D	Method	Prep Type
Gasoline Range Organics [C6 - C10]	1.1	J	1.4	0.36	mg/Kg	1	☼	8015D	Total/NA
Barium	0.85	J	1.0	0.10	mg/L	1		6010C	TCLP
Cadmium	0.0034		0.0020	0.00050	mg/L	1		6010C	TCLP
Lead	0.46		0.020	0.0030	mg/L	1		6010C	TCLP
Flashpoint	>180		50.0	50.0	Degrees F	1		1010A	Total/NA
pH	8.0	HF	0.1	0.1	SU	1		9045C	Total/NA
Temperature	19.7	HF	0.001	0.001	Degrees C	1		9045C	Total/NA

Client Sample ID: PF24 — Lab Sample ID: 480-193838-24

Analyte	Result	Qualifier	RL	MDL	Unit	Dil Fac	D	Method	Prep Type
Diesel Range Organics [C10-C28]	40		19	5.8	mg/Kg	1	☼	8015D	Total/NA
PCB-1260	0.24		0.23	0.11	mg/Kg	1	☼	8082A	Total/NA
Barium	0.73	J	1.0	0.10	mg/L	1		6010C	TCLP
Cadmium	0.0017	J	0.0020	0.00050	mg/L	1		6010C	TCLP
Lead	0.013	J	0.020	0.0030	mg/L	1		6010C	TCLP
Flashpoint	>180		50.0	50.0	Degrees F	1		1010A	Total/NA
pH	7.8	HF	0.1	0.1	SU	1		9045C	Total/NA
Temperature	20.0	HF	0.001	0.001	Degrees C	1		9045C	Total/NA

Client Sample ID: PF25 — Lab Sample ID: 480-193838-25

Analyte	Result	Qualifier	RL	MDL	Unit	Dil Fac	D	Method	Prep Type
Gasoline Range Organics [C6 - C10]	1.1	J	1.3	0.33	mg/Kg	1	☼	8015D	Total/NA
Diesel Range Organics [C10-C28]	15	J	19	5.8	mg/Kg	1	☼	8015D	Total/NA
PCB-1260	2.1		0.28	0.13	mg/Kg	1	☼	8082A	Total/NA
Barium	0.66	J	1.0	0.10	mg/L	1		6010C	TCLP
Cadmium	0.0021		0.0020	0.00050	mg/L	1		6010C	TCLP
Lead	0.020		0.020	0.0030	mg/L	1		6010C	TCLP
Flashpoint	>180		50.0	50.0	Degrees F	1		1010A	Total/NA
pH	8.0	HF	0.1	0.1	SU	1		9045C	Total/NA

This Detection Summary does not include radiochemical test results.

Client Sample ID: PF25 (Continued) — Lab Sample ID: 480-193838-25

Analyte	Result	Qualifier	RL	RL	Unit	Dil Fac	D	Method	Prep Type
Temperature	20.0	HF	0.001	0.001	Degrees C	1		9045C	Total/NA

Client Sample ID: PF26 — Lab Sample ID: 480-193838-26

Analyte	Result	Qualifier	RL	MDL	Unit	Dil Fac	D	Method	Prep Type
Gasoline Range Organics [C6 - C10]	1.0	J	1.2	0.32	mg/Kg	1	☼	8015D	Total/NA
Diesel Range Organics [C10-C28]	9.0	J	18	5.5	mg/Kg	1	☼	8015D	Total/NA
PCB-1260	0.12	J	0.24	0.11	mg/Kg	1	☼	8082A	Total/NA
Barium	0.69	J	1.0	0.10	mg/L	1		6010C	TCLP
Cadmium	0.0014	J	0.0020	0.00050	mg/L	1		6010C	TCLP
Lead	0.013	J	0.020	0.0030	mg/L	1		6010C	TCLP
Flashpoint	>180		50.0	50.0	Degrees F	1		1010A	Total/NA
pH	8.7	HF	0.1	0.1	SU	1		9045C	Total/NA
Temperature	21.6	HF	0.001	0.001	Degrees C	1		9045C	Total/NA

Client Sample ID: PF27 — Lab Sample ID: 480-193838-27

Analyte	Result	Qualifier	RL	MDL	Unit	Dil Fac	D	Method	Prep Type
Gasoline Range Organics [C6 - C10]	1.1	J	1.3	0.35	mg/Kg	1	☼	8015D	Total/NA
Diesel Range Organics [C10-C28]	10	J	19	5.7	mg/Kg	1	☼	8015D	Total/NA
PCB-1260	0.14	J	0.25	0.12	mg/Kg	1	☼	8082A	Total/NA
Barium	0.70	J	1.0	0.10	mg/L	1		6010C	TCLP
Cadmium	0.0023		0.0020	0.00050	mg/L	1		6010C	TCLP
Lead	0.037		0.020	0.0030	mg/L	1		6010C	TCLP
Flashpoint	>175		50.0	50.0	Degrees F	1		1010A	Total/NA
pH	8.8	HF	0.1	0.1	SU	1		9045C	Total/NA
Temperature	21.6	HF	0.001	0.001	Degrees C	1		9045C	Total/NA

Client Sample ID: PF28 — Lab Sample ID: 480-193838-28

Analyte	Result	Qualifier	RL	MDL	Unit	Dil Fac	D	Method	Prep Type
Gasoline Range Organics [C6 - C10]	1.1	J	1.4	0.36	mg/Kg	1	☼	8015D	Total/NA
PCB-1260	0.19	J	0.28	0.13	mg/Kg	1	☼	8082A	Total/NA
Barium	0.58	J	1.0	0.10	mg/L	1		6010C	TCLP
Cadmium	0.0018	J	0.0020	0.00050	mg/L	1		6010C	TCLP
Lead	0.011	J	0.020	0.0030	mg/L	1		6010C	TCLP
Flashpoint	>180		50.0	50.0	Degrees F	1		1010A	Total/NA
pH	8.6	HF	0.1	0.1	SU	1		9045C	Total/NA
Temperature	21.6	HF	0.001	0.001	Degrees C	1		9045C	Total/NA

Client Sample ID: PF29 — Lab Sample ID: 480-193838-29

Analyte	Result	Qualifier	RL	MDL	Unit	Dil Fac	D	Method	Prep Type
Gasoline Range Organics [C6 - C10]	1.3	J	1.5	0.40	mg/Kg	1	☼	8015D	Total/NA
PCB-1260	0.19	J	0.28	0.13	mg/Kg	1	☼	8082A	Total/NA
Barium	0.60	J	1.0	0.10	mg/L	1		6010C	TCLP
Cadmium	0.00094	J	0.0020	0.00050	mg/L	1		6010C	TCLP
Lead	0.0044	J	0.020	0.0030	mg/L	1		6010C	TCLP
Flashpoint	>180		50.0	50.0	Degrees F	1		1010A	Total/NA
pH	8.5	HF	0.1	0.1	SU	1		9045C	Total/NA
Temperature	21.6	HF	0.001	0.001	Degrees C	1		9045C	Total/NA

This Detection Summary does not include radiochemical test results.

Detection Summary

Client: Brydges Engineering in Environment & Energy DPC
Job ID: 480-193838-1
Project/Site: Pilgrim Village Family

Client Sample ID: PF30 — Lab Sample ID: 480-193838-30

Analyte	Result	Qualifier	RL	MDL	Unit	Dil Fac	D	Method	Prep Type
Gasoline Range Organics [C6 - C10]	1.1	J	1.4	0.36	mg/Kg	1	☼	8015D	Total/NA
Diesel Range Organics [C10-C28]	14	J	19	5.8	mg/Kg	1	☼	8015D	Total/NA
Barium	0.59	J	1.0	0.10	mg/L	1		6010C	TCLP
Cadmium	0.0024		0.0020	0.00050	mg/L	1		6010C	TCLP
Lead	0.013	J	0.020	0.0030	mg/L	1		6010C	TCLP
Flashpoint	>175		50.0	50.0	Degrees F	1		1010A	Total/NA
pH	8.4	HF	0.1	0.1	SU	1		9045C	Total/NA
Temperature	21.3	HF	0.001	0.001	Degrees C	1		9045C	Total/NA

Client Sample ID: PF31 — Lab Sample ID: 480-193838-31

Analyte	Result	Qualifier	RL	MDL	Unit	Dil Fac	D	Method	Prep Type
Diesel Range Organics [C10-C28]	12	J	18	5.5	mg/Kg	1	☼	8015D	Total/NA
Barium	0.92	J	1.0	0.10	mg/L	1		6010C	TCLP
Cadmium	0.0028		0.0020	0.00050	mg/L	1		6010C	TCLP
Lead	0.052		0.020	0.0030	mg/L	1		6010C	TCLP
Flashpoint	>175		50.0	50.0	Degrees F	1		1010A	Total/NA
pH	8.7	HF	0.1	0.1	SU	1		9045C	Total/NA
Temperature	21.2	HF	0.001	0.001	Degrees C	1		9045C	Total/NA

Client Sample ID: PF32 — Lab Sample ID: 480-193838-32

Analyte	Result	Qualifier	RL	MDL	Unit	Dil Fac	D	Method	Prep Type
Gasoline Range Organics [C6 - C10]	1.1	J	1.3	0.34	mg/Kg	1	☼	8015D	Total/NA
Diesel Range Organics [C10-C28]	8.7	J	19	5.6	mg/Kg	1	☼	8015D	Total/NA
Barium	0.65	J	1.0	0.10	mg/L	1		6010C	TCLP
Cadmium	0.0018	J	0.0020	0.00050	mg/L	1		6010C	TCLP
Lead	0.015	J	0.020	0.0030	mg/L	1		6010C	TCLP
Flashpoint	>180		50.0	50.0	Degrees F	1		1010A	Total/NA
pH	8.5	HF	0.1	0.1	SU	1		9045C	Total/NA
Temperature	21.2	HF	0.001	0.001	Degrees C	1		9045C	Total/NA

Client Sample ID: PF33 — Lab Sample ID: 480-193838-33

Analyte	Result	Qualifier	RL	MDL	Unit	Dil Fac	D	Method	Prep Type
Gasoline Range Organics [C6 - C10]	1.0	J	1.2	0.33	mg/Kg	1	☼	8015D	Total/NA
Diesel Range Organics [C10-C28]	9.1	J	19	5.6	mg/Kg	1	☼	8015D	Total/NA
Barium	0.54	J	1.0	0.10	mg/L	1		6010C	TCLP
Cadmium	0.0020		0.0020	0.00050	mg/L	1		6010C	TCLP
Lead	0.032		0.020	0.0030	mg/L	1		6010C	TCLP
Flashpoint	>175		50.0	50.0	Degrees F	1		1010A	Total/NA
pH	8.5	HF	0.1	0.1	SU	1		9045C	Total/NA
Temperature	21.2	HF	0.001	0.001	Degrees C	1		9045C	Total/NA

Client Sample ID: PF34 — Lab Sample ID: 480-193838-34

Analyte	Result	Qualifier	RL	MDL	Unit	Dil Fac	D	Method	Prep Type
Gasoline Range Organics [C6 - C10]	1.1	J	1.4	0.36	mg/Kg	1	☼	8015D	Total/NA
Diesel Range Organics [C10-C28]	12	J	19	5.6	mg/Kg	1	☼	8015D	Total/NA
Barium	0.70	J	1.0	0.10	mg/L	1		6010C	TCLP
Cadmium	0.0025		0.0020	0.00050	mg/L	1		6010C	TCLP
Lead	0.059		0.020	0.0030	mg/L	1		6010C	TCLP
Flashpoint	>180		50.0	50.0	Degrees F	1		1010A	Total/NA

This Detection Summary does not include radiochemical test results.

Client Sample ID: PF34 (Continued) — Lab Sample ID: 480-193838-34

Analyte	Result	Qualifier	RL	RL	Unit	Dil Fac	D	Method	Prep Type
pH	8.5	HF	0.1	0.1	SU	1		9045C	Total/NA
Temperature	22.7	HF	0.001	0.001	Degrees C	1		9045C	Total/NA

Client Sample ID: PF35 — Lab Sample ID: 480-193838-35

Analyte	Result	Qualifier	RL	MDL	Unit	Dil Fac	D	Method	Prep Type
Gasoline Range Organics [C6 - C10]	1.1	J	1.4	0.36	mg/Kg	1	☼	8015D	Total/NA
Diesel Range Organics [C10-C28]	6.2	J	19	5.7	mg/Kg	1	☼	8015D	Total/NA
Barium	0.62	J	1.0	0.10	mg/L	1		6010C	TCLP
Cadmium	0.0026		0.0020	0.00050	mg/L	1		6010C	TCLP
Lead	0.10		0.020	0.0030	mg/L	1		6010C	TCLP
Flashpoint	>175		50.0	50.0	Degrees F	1		1010A	Total/NA
pH	8.5	HF	0.1	0.1	SU	1		9045C	Total/NA
Temperature	21.3	HF	0.001	0.001	Degrees C	1		9045C	Total/NA

Client Sample ID: PF36 — Lab Sample ID: 480-193838-36

Analyte	Result	Qualifier	RL	MDL	Unit	Dil Fac	D	Method	Prep Type
Gasoline Range Organics [C6 - C10]	1.2	J	1.4	0.37	mg/Kg	1	☼	8015D	Total/NA
Diesel Range Organics [C10-C28]	7.0	J	19	5.7	mg/Kg	1	☼	8015D	Total/NA
Barium	0.72	J	1.0	0.10	mg/L	1		6010C	TCLP
Cadmium	0.0027		0.0020	0.00050	mg/L	1		6010C	TCLP
Lead	0.21		0.020	0.0030	mg/L	1		6010C	TCLP
Flashpoint	>175		50.0	50.0	Degrees F	1		1010A	Total/NA
pH	8.8	HF	0.1	0.1	SU	1		9045C	Total/NA
Temperature	21.1	HF	0.001	0.001	Degrees C	1		9045C	Total/NA

This Detection Summary does not include radiochemical test results.

Client Sample Results

Client: Brydges Engineering in Environment & Energy DPC
Project/Site: Pilgrim Village Family

Job ID: 480-193838-1

Client Sample ID: PF1

Date Collected: 12/28/21 09:06
Date Received: 12/29/21 11:25

Lab Sample ID: 480-193838-1

Matrix: Solid

Method: 8260C - TCLP Volatiles - TCLP

Analyte	Result	Qualifier	RL	MDL	Unit	D	Prepared	Analyzed	Dil Fac
1,1-Dichloroethene	0.010	U	0.010	0.0029	mg/L			01/06/22 16:50	10
1,2-Dichloroethane	0.010	U	0.010	0.0021	mg/L			01/06/22 16:50	10
2-Butanone (MEK)	0.050	U	0.050	0.013	mg/L			01/06/22 16:50	10
Benzene	0.010	U	0.010	0.0041	mg/L			01/06/22 16:50	10
Carbon tetrachloride	0.010	U	0.010	0.0027	mg/L			01/06/22 16:50	10
Chlorobenzene	0.010	U	0.010	0.0075	mg/L			01/06/22 16:50	10
Chloroform	0.010	U	0.010	0.0034	mg/L			01/06/22 16:50	10
Tetrachloroethene	0.010	U	0.010	0.0036	mg/L			01/06/22 16:50	10
Trichloroethene	0.010	U	0.010	0.0046	mg/L			01/06/22 16:50	10
Vinyl chloride	0.010	U	0.010	0.0090	mg/L			01/06/22 16:50	10

Surrogate	*%Recovery*	*Qualifier*	*Limits*	*Prepared*	*Analyzed*	*Dil Fac*
1,2-Dichloroethane-d4 (Surr)	*95*		*77 - 120*		*01/06/22 16:50*	*10*
4-Bromofluorobenzene (Surr)	*94*		*73 - 120*		*01/06/22 16:50*	*10*
Dibromofluoromethane (Surr)	*95*		*75 - 123*		*01/06/22 16:50*	*10*
Toluene-d8 (Surr)	*93*		*80 - 120*		*01/06/22 16:50*	*10*

Method: 8270D - Semivolatile Organic Compounds (GC/MS) - TCLP

Analyte	Result	Qualifier	RL	MDL	Unit	D	Prepared	Analyzed	Dil Fac
1,4-Dichlorobenzene	0.040	U	0.040	0.0018	mg/L		01/05/22 14:39	01/06/22 19:06	1
2,4,5-Trichlorophenol	0.020	U	0.020	0.0019	mg/L		01/05/22 14:39	01/06/22 19:06	1
2,4,6-Trichlorophenol	0.020	U	0.020	0.0024	mg/L		01/05/22 14:39	01/06/22 19:06	1
2,4-Dinitrotoluene	0.020	U	0.020	0.0017	mg/L		01/05/22 14:39	01/06/22 19:06	1
2-Methylphenol	0.020	U	0.020	0.0016	mg/L		01/05/22 14:39	01/06/22 19:06	1
3-Methylphenol	0.040	U	0.040	0.0016	mg/L		01/05/22 14:39	01/06/22 19:06	1
4-Methylphenol	0.040	U	0.040	0.0014	mg/L		01/05/22 14:39	01/06/22 19:06	1
Hexachlorobenzene	0.020	U	0.020	0.0020	mg/L		01/05/22 14:39	01/06/22 19:06	1
Hexachlorobutadiene	0.020	U	0.020	0.0027	mg/L		01/05/22 14:39	01/06/22 19:06	1
Hexachloroethane	0.020	U	0.020	0.0023	mg/L		01/05/22 14:39	01/06/22 19:06	1
Nitrobenzene	0.020	U	0.020	0.0011	mg/L		01/05/22 14:39	01/06/22 19:06	1
Pentachlorophenol	0.040	U	0.040	0.0088	mg/L		01/05/22 14:39	01/06/22 19:06	1
Pyridine	0.10	U	0.10	0.0016	mg/L		01/05/22 14:39	01/06/22 19:06	1

Surrogate	*%Recovery*	*Qualifier*	*Limits*	*Prepared*	*Analyzed*	*Dil Fac*
2,4,6-Tribromophenol (Surr)	*100*		*41 - 120*	*01/05/22 14:39*	*01/06/22 19:06*	*1*
2-Fluorobiphenyl (Surr)	*99*		*48 - 120*	*01/05/22 14:39*	*01/06/22 19:06*	*1*
2-Fluorophenol (Surr)	*48*		*35 - 120*	*01/05/22 14:39*	*01/06/22 19:06*	*1*
Nitrobenzene-d5 (Surr)	*83*		*46 - 120*	*01/05/22 14:39*	*01/06/22 19:06*	*1*
Phenol-d5 (Surr)	*32*		*22 - 120*	*01/05/22 14:39*	*01/06/22 19:06*	*1*
p-Terphenyl-d14 (Surr)	*104*		*60 - 148*	*01/05/22 14:39*	*01/06/22 19:06*	*1*

Method: 8081B - Organochlorine Pesticides (GC) - TCLP

Analyte	Result	Qualifier	RL	MDL	Unit	D	Prepared	Analyzed	Dil Fac
gamma-BHC (Lindane)	0.00020	U *+	0.00020	0.0000060	mg/L		01/05/22 11:24	01/06/22 17:10	1
Chlordane (technical)	0.0020	U	0.0020	0.000029	mg/L		01/05/22 11:24	01/06/22 17:10	1
Endrin	0.00020	U	0.00020	0.000014	mg/L		01/05/22 11:24	01/06/22 17:10	1
Heptachlor	0.00020	U *+	0.00020	0.0000085	mg/L		01/05/22 11:24	01/06/22 17:10	1
Heptachlor epoxide	0.00020	U *+	0.00020	0.0000053	mg/L		01/05/22 11:24	01/06/22 17:10	1
Methoxychlor	0.00020	U	0.00020	0.000014	mg/L		01/05/22 11:24	01/06/22 17:10	1
Toxaphene	0.0020	U	0.0020	0.00012	mg/L		01/05/22 11:24	01/06/22 17:10	1

Client Sample ID: PF1
Date Collected: 12/28/21 09:06
Date Received: 12/29/21 11:25

Lab Sample ID: 480-193838-1
Matrix: Solid

Surrogate	*%Recovery*	*Qualifier*	*Limits*	*Prepared*	*Analyzed*	*Dil Fac*
DCB Decachlorobiphenyl	*77*		*20 - 120*	*01/05/22 11:24*	*01/06/22 17:10*	*1*
Tetrachloro-m-xylene	*89*		*44 - 120*	*01/05/22 11:24*	*01/06/22 17:10*	*1*

Method: 8151 - TCLP Herbicides - TCLP

Analyte	Result	Qualifier	RL	MDL	Unit	D	Prepared	Analyzed	Dil Fac
2,4-D	0.0020	U	0.0020	0.00040	mg/L		01/06/22 09:01	01/07/22 20:52	1
Silvex (2,4,5-TP)	0.0020	U	0.0020	0.00036	mg/L		01/06/22 09:01	01/07/22 20:52	1

Surrogate	*%Recovery*	*Qualifier*	*Limits*	*Prepared*	*Analyzed*	*Dil Fac*
2,4-Dichlorophenylacetic acid	*12*	*S1-*	*48 - 132*	*01/06/22 09:01*	*01/07/22 20:52*	*1*

Method: 6010C - Metals (ICP) - TCLP

Analyte	Result	Qualifier	RL	MDL	Unit	D	Prepared	Analyzed	Dil Fac
Arsenic	0.015	U	0.015	0.0056	mg/L		01/06/22 08:15	01/06/22 15:14	1
Barium	**0.48**	**J**	1.0	0.10	mg/L		01/06/22 08:15	01/06/22 15:14	1
Cadmium	**0.0018**	**J**	0.0020	0.00050	mg/L		01/06/22 08:15	01/06/22 15:14	1
Chromium	0.020	U	0.020	0.010	mg/L		01/06/22 08:15	01/06/22 15:14	1
Lead	**0.0053**	**J B**	0.020	0.0030	mg/L		01/06/22 08:15	01/06/22 15:14	1
Selenium	0.025	U	0.025	0.0087	mg/L		01/06/22 08:15	01/06/22 15:14	1
Silver	0.0060	U	0.0060	0.0017	mg/L		01/06/22 08:15	01/06/22 15:14	1

Method: 7470A - TCLP Mercury - TCLP

Analyte	Result	Qualifier	RL	MDL	Unit	D	Prepared	Analyzed	Dil Fac
Mercury	0.00020	U	0.00020	0.000043	mg/L		01/12/22 13:35	01/12/22 16:36	1

General Chemistry

Analyte	Result	Qualifier	RL	MDL	Unit	D	Prepared	Analyzed	Dil Fac
Cyanide, Reactive	9.9	U	9.9	9.9	mg/Kg		01/05/22 08:30	01/06/22 10:00	1
Sulfide, Reactive	9.9	U	9.9	9.9	mg/Kg		01/05/22 08:30	01/05/22 13:30	1

Analyte	Result	Qualifier	RL	RL	Unit	D	Prepared	Analyzed	Dil Fac
Flashpoint	**>175**		50.0	50.0	Degrees F			01/11/22 15:45	1
pH	**7.0**	**HF**	0.1	0.1	SU			01/05/22 13:00	1
Temperature	**19.0**	**HF**	0.001	0.001	Degrees C			01/05/22 13:00	1

Client Sample ID: PF1
Date Collected: 12/28/21 09:06
Date Received: 12/29/21 11:25

Lab Sample ID: 480-193838-1
Matrix: Solid
Percent Solids: 81.8

Method: 8015D - Gasoline Range Organics (GRO) (GC)

Analyte	Result	Qualifier	RL	MDL	Unit	D	Prepared	Analyzed	Dil Fac
Gasoline Range Organics [C6 - C10]	1.5	U	1.5	0.39	mg/Kg	☼	01/04/22 07:52	01/04/22 15:09	1

Surrogate	*%Recovery*	*Qualifier*	*Limits*	*Prepared*	*Analyzed*	*Dil Fac*
a,a,a-Trifluorotoluene	*88*		*46 - 156*	*01/04/22 07:52*	*01/04/22 15:09*	*1*

Method: 8015D - Diesel Range Organics (DRO) (GC)

Analyte	Result	Qualifier	RL	MDL	Unit	D	Prepared	Analyzed	Dil Fac
Diesel Range Organics [C10-C28]	20	U	20	6.1	mg/Kg	☼	01/03/22 08:28	01/04/22 09:32	1

Surrogate	*%Recovery*	*Qualifier*	*Limits*	*Prepared*	*Analyzed*	*Dil Fac*
o-Terphenyl	*87*		*48 - 125*	*01/03/22 08:28*	*01/04/22 09:32*	*1*

Client Sample Results

Client: Brydges Engineering in Environment & Energy DPC
Project/Site: Pilgrim Village Family

Job ID: 480-193838-1

Client Sample ID: PF1

Lab Sample ID: 480-193838-1
Date Collected: 12/28/21 09:06
Matrix: Solid
Date Received: 12/29/21 11:25
Percent Solids: 81.8

Method: 8082A - Polychlorinated Biphenyls (PCBs) by Gas Chromatography

Analyte	Result	Qualifier	RL	MDL	Unit	D	Prepared	Analyzed	Dil Fac
PCB-1016	0.28	U	0.28	0.054	mg/Kg	☼	01/03/22 09:57	01/04/22 23:38	1
PCB-1221	0.28	U	0.28	0.054	mg/Kg	☼	01/03/22 09:57	01/04/22 23:38	1
PCB-1232	0.28	U	0.28	0.054	mg/Kg	☼	01/03/22 09:57	01/04/22 23:38	1
PCB-1242	0.28	U	0.28	0.054	mg/Kg	☼	01/03/22 09:57	01/04/22 23:38	1
PCB-1248	0.28	U	0.28	0.054	mg/Kg	☼	01/03/22 09:57	01/04/22 23:38	1
PCB-1254	0.28	U	0.28	0.13	mg/Kg	☼	01/03/22 09:57	01/04/22 23:38	1
PCB-1260	0.28	U	0.28	0.13	mg/Kg	☼	01/03/22 09:57	01/04/22 23:38	1
PCB-1262	0.28	U	0.28	0.13	mg/Kg	☼	01/03/22 09:57	01/04/22 23:38	1
PCB-1268	0.28	U	0.28	0.13	mg/Kg	☼	01/03/22 09:57	01/04/22 23:38	1

Surrogate	*%Recovery*	*Qualifier*	*Limits*	*Prepared*	*Analyzed*	*Dil Fac*
DCB Decachlorobiphenyl	*160*		*65 - 174*	*01/03/22 09:57*	*01/04/22 23:38*	*1*
Tetrachloro-m-xylene	*139*		*60 - 154*	*01/03/22 09:57*	*01/04/22 23:38*	*1*

Client Sample ID: PF2

Lab Sample ID: 480-193838-2
Date Collected: 12/28/21 09:12
Matrix: Solid
Date Received: 12/29/21 11:25

Method: 8260C - TCLP Volatiles - TCLP

Analyte	Result	Qualifier	RL	MDL	Unit	D	Prepared	Analyzed	Dil Fac
1,1-Dichloroethene	0.010	U	0.010	0.0029	mg/L			01/06/22 17:13	10
1,2-Dichloroethane	0.010	U	0.010	0.0021	mg/L			01/06/22 17:13	10
2-Butanone (MEK)	0.050	U	0.050	0.013	mg/L			01/06/22 17:13	10
Benzene	0.010	U	0.010	0.0041	mg/L			01/06/22 17:13	10
Carbon tetrachloride	0.010	U	0.010	0.0027	mg/L			01/06/22 17:13	10
Chlorobenzene	0.010	U	0.010	0.0075	mg/L			01/06/22 17:13	10
Chloroform	0.010	U	0.010	0.0034	mg/L			01/06/22 17:13	10
Tetrachloroethene	0.010	U	0.010	0.0036	mg/L			01/06/22 17:13	10
Trichloroethene	0.010	U	0.010	0.0046	mg/L			01/06/22 17:13	10
Vinyl chloride	0.010	U	0.010	0.0090	mg/L			01/06/22 17:13	10

Surrogate	*%Recovery*	*Qualifier*	*Limits*	*Prepared*	*Analyzed*	*Dil Fac*
1,2-Dichloroethane-d4 (Surr)	*94*		*77 - 120*		*01/06/22 17:13*	*10*
4-Bromofluorobenzene (Surr)	*97*		*73 - 120*		*01/06/22 17:13*	*10*
Dibromofluoromethane (Surr)	*91*		*75 - 123*		*01/06/22 17:13*	*10*
Toluene-d8 (Surr)	*94*		*80 - 120*		*01/06/22 17:13*	*10*

Method: 8270D - Semivolatile Organic Compounds (GC/MS) - TCLP

Analyte	Result	Qualifier	RL	MDL	Unit	D	Prepared	Analyzed	Dil Fac
1,4-Dichlorobenzene	0.040	U	0.040	0.0018	mg/L		01/05/22 14:39	01/06/22 19:31	1
2,4,5-Trichlorophenol	0.020	U	0.020	0.0019	mg/L		01/05/22 14:39	01/06/22 19:31	1
2,4,6-Trichlorophenol	0.020	U	0.020	0.0024	mg/L		01/05/22 14:39	01/06/22 19:31	1
2,4-Dinitrotoluene	0.020	U	0.020	0.0017	mg/L		01/05/22 14:39	01/06/22 19:31	1
2-Methylphenol	0.020	U	0.020	0.0016	mg/L		01/05/22 14:39	01/06/22 19:31	1
3-Methylphenol	0.040	U	0.040	0.0016	mg/L		01/05/22 14:39	01/06/22 19:31	1
4-Methylphenol	0.040	U	0.040	0.0014	mg/L		01/05/22 14:39	01/06/22 19:31	1
Hexachlorobenzene	0.020	U	0.020	0.0020	mg/L		01/05/22 14:39	01/06/22 19:31	1
Hexachlorobutadiene	0.020	U	0.020	0.0027	mg/L		01/05/22 14:39	01/06/22 19:31	1
Hexachloroethane	0.020	U	0.020	0.0023	mg/L		01/05/22 14:39	01/06/22 19:31	1
Nitrobenzene	0.020	U	0.020	0.0011	mg/L		01/05/22 14:39	01/06/22 19:31	1
Pentachlorophenol	0.040	U	0.040	0.0088	mg/L		01/05/22 14:39	01/06/22 19:31	1

Client Sample ID: PF2

Date Collected: 12/28/21 09:12
Date Received: 12/29/21 11:25

Lab Sample ID: 480-193838-2

Matrix: Solid

Method: 8270D - Semivolatile Organic Compounds (GC/MS) - TCLP (Continued)

Analyte	Result	Qualifier	RL	MDL	Unit	D	Prepared	Analyzed	Dil Fac
Pyridine	0.10	U	0.10	0.0016	mg/L		01/05/22 14:39	01/06/22 19:31	1

Surrogate	*%Recovery*	*Qualifier*	*Limits*	*Prepared*	*Analyzed*	*Dil Fac*
2,4,6-Tribromophenol (Surr)	*97*		*41 - 120*	*01/05/22 14:39*	*01/06/22 19:31*	*1*
2-Fluorobiphenyl (Surr)	*98*		*48 - 120*	*01/05/22 14:39*	*01/06/22 19:31*	*1*
2-Fluorophenol (Surr)	*48*		*35 - 120*	*01/05/22 14:39*	*01/06/22 19:31*	*1*
Nitrobenzene-d5 (Surr)	*84*		*46 - 120*	*01/05/22 14:39*	*01/06/22 19:31*	*1*
Phenol-d5 (Surr)	*32*		*22 - 120*	*01/05/22 14:39*	*01/06/22 19:31*	*1*
p-Terphenyl-d14 (Surr)	*108*		*60 - 148*	*01/05/22 14:39*	*01/06/22 19:31*	*1*

Method: 8081B - Organochlorine Pesticides (GC) - TCLP

Analyte	Result	Qualifier	RL	MDL	Unit	D	Prepared	Analyzed	Dil Fac
gamma-BHC (Lindane)	0.00020	U *+	0.00020	0.0000060	mg/L		01/05/22 11:24	01/06/22 17:29	1
Chlordane (technical)	0.0020	U	0.0020	0.000029	mg/L		01/05/22 11:24	01/06/22 17:29	1
Endrin	0.00020	U	0.00020	0.000014	mg/L		01/05/22 11:24	01/06/22 17:29	1
Heptachlor	0.00020	U *+	0.00020	0.0000085	mg/L		01/05/22 11:24	01/06/22 17:29	1
Heptachlor epoxide	0.00020	U *+	0.00020	0.0000053	mg/L		01/05/22 11:24	01/06/22 17:29	1
Methoxychlor	0.00020	U	0.00020	0.000014	mg/L		01/05/22 11:24	01/06/22 17:29	1
Toxaphene	0.0020	U	0.0020	0.00012	mg/L		01/05/22 11:24	01/06/22 17:29	1

Surrogate	*%Recovery*	*Qualifier*	*Limits*	*Prepared*	*Analyzed*	*Dil Fac*
DCB Decachlorobiphenyl	*75*		*20 - 120*	*01/05/22 11:24*	*01/06/22 17:29*	*1*
Tetrachloro-m-xylene	*90*		*44 - 120*	*01/05/22 11:24*	*01/06/22 17:29*	*1*

Method: 8151 - TCLP Herbicides - TCLP

Analyte	Result	Qualifier	RL	MDL	Unit	D	Prepared	Analyzed	Dil Fac
2,4-D	0.0020	U	0.0020	0.00040	mg/L		01/06/22 09:01	01/07/22 21:21	1
Silvex (2,4,5-TP)	0.0020	U	0.0020	0.00036	mg/L		01/06/22 09:01	01/07/22 21:21	1

Surrogate	*%Recovery*	*Qualifier*	*Limits*	*Prepared*	*Analyzed*	*Dil Fac*
2,4-Dichlorophenylacetic acid	*14*	*S1-*	*48 - 132*	*01/06/22 09:01*	*01/07/22 21:21*	*1*

Method: 6010C - Metals (ICP) - TCLP

Analyte	Result	Qualifier	RL	MDL	Unit	D	Prepared	Analyzed	Dil Fac
Arsenic	**0.010**	**J**	0.015	0.0056	mg/L		01/06/22 08:15	01/06/22 15:44	1
Barium	**0.60**	**J**	1.0	0.10	mg/L		01/06/22 08:15	01/06/22 15:44	1
Cadmium	**0.0064**		0.0020	0.00050	mg/L		01/06/22 08:15	01/06/22 15:44	1
Chromium	0.020	U	0.020	0.010	mg/L		01/06/22 08:15	01/06/22 15:44	1
Lead	**0.041**	**B**	0.020	0.0030	mg/L		01/06/22 08:15	01/06/22 15:44	1
Selenium	0.025	U	0.025	0.0087	mg/L		01/06/22 08:15	01/06/22 15:44	1
Silver	0.0060	U	0.0060	0.0017	mg/L		01/06/22 08:15	01/06/22 15:44	1

Method: 7470A - TCLP Mercury - TCLP

Analyte	Result	Qualifier	RL	MDL	Unit	D	Prepared	Analyzed	Dil Fac
Mercury	0.00020	U	0.00020	0.000043	mg/L		01/12/22 13:35	01/12/22 16:37	1

General Chemistry

Analyte	Result	Qualifier	RL	MDL	Unit	D	Prepared	Analyzed	Dil Fac
Cyanide, Reactive	9.9	U	9.9	9.9	mg/Kg		01/05/22 08:30	01/06/22 10:01	1
Sulfide, Reactive	9.9	U	9.9	9.9	mg/Kg		01/05/22 08:30	01/05/22 13:30	1

Client Sample Results

Client: Brydges Engineering in Environment & Energy DPC
Project/Site: Pilgrim Village Family

Job ID: 480-193838-1

Client Sample ID: PF2

Lab Sample ID: 480-193838-2
Date Collected: 12/28/21 09:12
Matrix: Solid
Date Received: 12/29/21 11:25

Analyte	Result	Qualifier	RL	RL	Unit	D	Prepared	Analyzed	Dil Fac
Flashpoint	>180		50.0	50.0	Degrees F			01/11/22 15:34	1
pH	7.6	HF	0.1	0.1	SU			01/05/22 13:00	1
Temperature	18.4	HF	0.001	0.001	Degrees C			01/05/22 13:00	1

Client Sample ID: PF2

Lab Sample ID: 480-193838-2
Date Collected: 12/28/21 09:12
Matrix: Solid
Date Received: 12/29/21 11:25
Percent Solids: 86.2

Method: 8015D - Gasoline Range Organics (GRO) (GC)

Analyte	Result	Qualifier	RL	MDL	Unit	D	Prepared	Analyzed	Dil Fac
Gasoline Range Organics [C6 - C10]	1.4	U	1.4	0.38	mg/Kg	☼	01/04/22 07:52	01/04/22 15:45	1

Surrogate	*%Recovery*	*Qualifier*	*Limits*	*Prepared*	*Analyzed*	*Dil Fac*
a,a,a-Trifluorotoluene	*91*		*46 - 156*	*01/04/22 07:52*	*01/04/22 15:45*	*1*

Method: 8015D - Diesel Range Organics (DRO) (GC)

Analyte	Result	Qualifier	RL	MDL	Unit	D	Prepared	Analyzed	Dil Fac
Diesel Range Organics [C10-C28]	55		19	5.8	mg/Kg	☼	01/03/22 08:28	01/04/22 10:08	1

Surrogate	*%Recovery*	*Qualifier*	*Limits*	*Prepared*	*Analyzed*	*Dil Fac*
o-Terphenyl	*83*		*48 - 125*	*01/03/22 08:28*	*01/04/22 10:08*	*1*

Method: 8082A - Polychlorinated Biphenyls (PCBs) by Gas Chromatography

Analyte	Result	Qualifier	RL	MDL	Unit	D	Prepared	Analyzed	Dil Fac
PCB-1016	0.25	U	0.25	0.050	mg/Kg	☼	01/03/22 09:57	01/04/22 23:51	1
PCB-1221	0.25	U	0.25	0.050	mg/Kg	☼	01/03/22 09:57	01/04/22 23:51	1
PCB-1232	0.25	U	0.25	0.050	mg/Kg	☼	01/03/22 09:57	01/04/22 23:51	1
PCB-1242	0.25	U	0.25	0.050	mg/Kg	☼	01/03/22 09:57	01/04/22 23:51	1
PCB-1248	0.25	U	0.25	0.050	mg/Kg	☼	01/03/22 09:57	01/04/22 23:51	1
PCB-1254	0.25	U	0.25	0.12	mg/Kg	☼	01/03/22 09:57	01/04/22 23:51	1
PCB-1260	0.25	U	0.25	0.12	mg/Kg	☼	01/03/22 09:57	01/04/22 23:51	1
PCB-1262	0.25	U	0.25	0.12	mg/Kg	☼	01/03/22 09:57	01/04/22 23:51	1
PCB-1268	0.25	U	0.25	0.12	mg/Kg	☼	01/03/22 09:57	01/04/22 23:51	1

Surrogate	*%Recovery*	*Qualifier*	*Limits*	*Prepared*	*Analyzed*	*Dil Fac*
DCB Decachlorobiphenyl	*148*		*65 - 174*	*01/03/22 09:57*	*01/04/22 23:51*	*1*
Tetrachloro-m-xylene	*132*		*60 - 154*	*01/03/22 09:57*	*01/04/22 23:51*	*1*

Client Sample ID: PF3

Lab Sample ID: 480-193838-3
Date Collected: 12/28/21 09:18
Matrix: Solid
Date Received: 12/29/21 11:25

Method: 8260C - TCLP Volatiles - TCLP

Analyte	Result	Qualifier	RL	MDL	Unit	D	Prepared	Analyzed	Dil Fac
1,1-Dichloroethene	0.010	U	0.010	0.0029	mg/L			01/06/22 17:36	10
1,2-Dichloroethane	0.010	U	0.010	0.0021	mg/L			01/06/22 17:36	10
2-Butanone (MEK)	0.050	U	0.050	0.013	mg/L			01/06/22 17:36	10
Benzene	0.010	U	0.010	0.0041	mg/L			01/06/22 17:36	10
Carbon tetrachloride	0.010	U	0.010	0.0027	mg/L			01/06/22 17:36	10
Chlorobenzene	0.010	U	0.010	0.0075	mg/L			01/06/22 17:36	10
Chloroform	0.010	U	0.010	0.0034	mg/L			01/06/22 17:36	10
Tetrachloroethene	0.010	U	0.010	0.0036	mg/L			01/06/22 17:36	10
Trichloroethene	0.010	U	0.010	0.0046	mg/L			01/06/22 17:36	10

Client Sample ID: PF3

Date Collected: 12/28/21 09:18
Date Received: 12/29/21 11:25

Lab Sample ID: 480-193838-3

Matrix: Solid

Method: 8260C - TCLP Volatiles - TCLP (Continued)

Analyte	Result	Qualifier	RL	MDL	Unit	D	Prepared	Analyzed	Dil Fac
Vinyl chloride	0.010	U	0.010	0.0090	mg/L			01/06/22 17:36	10

Surrogate	*%Recovery*	*Qualifier*	*Limits*	*Prepared*	*Analyzed*	*Dil Fac*
1,2-Dichloroethane-d4 (Surr)	*97*		*77 - 120*		*01/06/22 17:36*	*10*
4-Bromofluorobenzene (Surr)	*98*		*73 - 120*		*01/06/22 17:36*	*10*
Dibromofluoromethane (Surr)	*90*		*75 - 123*		*01/06/22 17:36*	*10*
Toluene-d8 (Surr)	*94*		*80 - 120*		*01/06/22 17:36*	*10*

Method: 8270D - Semivolatile Organic Compounds (GC/MS) - TCLP

Analyte	Result	Qualifier	RL	MDL	Unit	D	Prepared	Analyzed	Dil Fac
1,4-Dichlorobenzene	0.040	U	0.040	0.0018	mg/L		01/05/22 14:39	01/06/22 19:55	1
2,4,5-Trichlorophenol	0.020	U	0.020	0.0019	mg/L		01/05/22 14:39	01/06/22 19:55	1
2,4,6-Trichlorophenol	0.020	U	0.020	0.0024	mg/L		01/05/22 14:39	01/06/22 19:55	1
2,4-Dinitrotoluene	0.020	U	0.020	0.0017	mg/L		01/05/22 14:39	01/06/22 19:55	1
2-Methylphenol	0.020	U	0.020	0.0016	mg/L		01/05/22 14:39	01/06/22 19:55	1
3-Methylphenol	0.040	U	0.040	0.0016	mg/L		01/05/22 14:39	01/06/22 19:55	1
4-Methylphenol	0.040	U	0.040	0.0014	mg/L		01/05/22 14:39	01/06/22 19:55	1
Hexachlorobenzene	0.020	U	0.020	0.0020	mg/L		01/05/22 14:39	01/06/22 19:55	1
Hexachlorobutadiene	0.020	U	0.020	0.0027	mg/L		01/05/22 14:39	01/06/22 19:55	1
Hexachloroethane	0.020	U	0.020	0.0023	mg/L		01/05/22 14:39	01/06/22 19:55	1
Nitrobenzene	0.020	U	0.020	0.0011	mg/L		01/05/22 14:39	01/06/22 19:55	1
Pentachlorophenol	0.040	U	0.040	0.0088	mg/L		01/05/22 14:39	01/06/22 19:55	1
Pyridine	0.10	U	0.10	0.0016	mg/L		01/05/22 14:39	01/06/22 19:55	1

Surrogate	*%Recovery*	*Qualifier*	*Limits*	*Prepared*	*Analyzed*	*Dil Fac*
2,4,6-Tribromophenol (Surr)	*93*		*41 - 120*	*01/05/22 14:39*	*01/06/22 19:55*	*1*
2-Fluorobiphenyl (Surr)	*86*		*48 - 120*	*01/05/22 14:39*	*01/06/22 19:55*	*1*
2-Fluorophenol (Surr)	*42*		*35 - 120*	*01/05/22 14:39*	*01/06/22 19:55*	*1*
Nitrobenzene-d5 (Surr)	*74*		*46 - 120*	*01/05/22 14:39*	*01/06/22 19:55*	*1*
Phenol-d5 (Surr)	*30*		*22 - 120*	*01/05/22 14:39*	*01/06/22 19:55*	*1*
p-Terphenyl-d14 (Surr)	*102*		*60 - 148*	*01/05/22 14:39*	*01/06/22 19:55*	*1*

Method: 8081B - Organochlorine Pesticides (GC) - TCLP

Analyte	Result	Qualifier	RL	MDL	Unit	D	Prepared	Analyzed	Dil Fac
gamma-BHC (Lindane)	0.00020	U *+	0.00020	0.0000060	mg/L		01/05/22 11:24	01/06/22 17:49	1
Chlordane (technical)	0.0020	U	0.0020	0.000029	mg/L		01/05/22 11:24	01/06/22 17:49	1
Endrin	0.00020	U	0.00020	0.000014	mg/L		01/05/22 11:24	01/06/22 17:49	1
Heptachlor	0.00020	U *+	0.00020	0.0000085	mg/L		01/05/22 11:24	01/06/22 17:49	1
Heptachlor epoxide	0.00020	U *+	0.00020	0.0000053	mg/L		01/05/22 11:24	01/06/22 17:49	1
Methoxychlor	0.00020	U	0.00020	0.000014	mg/L		01/05/22 11:24	01/06/22 17:49	1
Toxaphene	0.0020	U	0.0020	0.00012	mg/L		01/05/22 11:24	01/06/22 17:49	1

Surrogate	*%Recovery*	*Qualifier*	*Limits*	*Prepared*	*Analyzed*	*Dil Fac*
DCB Decachlorobiphenyl	*68*		*20 - 120*	*01/05/22 11:24*	*01/06/22 17:49*	*1*
Tetrachloro-m-xylene	*77*		*44 - 120*	*01/05/22 11:24*	*01/06/22 17:49*	*1*

Method: 8151 - TCLP Herbicides - TCLP

Analyte	Result	Qualifier	RL	MDL	Unit	D	Prepared	Analyzed	Dil Fac
2,4-D	0.0020	U	0.0020	0.00040	mg/L		01/06/22 09:01	01/07/22 21:51	1
Silvex (2,4,5-TP)	0.0020	U	0.0020	0.00036	mg/L		01/06/22 09:01	01/07/22 21:51	1

Client Sample ID: PF3

Lab Sample ID: 480-193838-3

Date Collected: 12/28/21 09:18
Matrix: Solid
Date Received: 12/29/21 11:25

Surrogate	%Recovery	Qualifier	Limits	Prepared	Analyzed	Dil Fac
2,4-Dichlorophenylacetic acid	10	S1-	48 - 132	01/06/22 09:01	01/07/22 21:51	1

Method: 6010C - Metals (ICP) - TCLP

Analyte	Result	Qualifier	RL	MDL	Unit	D	Prepared	Analyzed	Dil Fac
Arsenic	**0.0062**	**J**	0.015	0.0056	mg/L		01/06/22 08:15	01/06/22 15:48	1
Barium	**0.51**	**J**	1.0	0.10	mg/L		01/06/22 08:15	01/06/22 15:48	1
Cadmium	**0.0049**		0.0020	0.00050	mg/L		01/06/22 08:15	01/06/22 15:48	1
Chromium	0.020	U	0.020	0.010	mg/L		01/06/22 08:15	01/06/22 15:48	1
Lead	**0.066**	**B**	0.020	0.0030	mg/L		01/06/22 08:15	01/06/22 15:48	1
Selenium	0.025	U	0.025	0.0087	mg/L		01/06/22 08:15	01/06/22 15:48	1
Silver	0.0060	U	0.0060	0.0017	mg/L		01/06/22 08:15	01/06/22 15:48	1

Method: 7470A - TCLP Mercury - TCLP

Analyte	Result	Qualifier	RL	MDL	Unit	D	Prepared	Analyzed	Dil Fac
Mercury	0.00020	U	0.00020	0.000043	mg/L		01/12/22 13:35	01/12/22 16:38	1

General Chemistry

Analyte	Result	Qualifier	RL	MDL	Unit	D	Prepared	Analyzed	Dil Fac
Cyanide, Reactive	10	U	10	10	mg/Kg		01/05/22 08:30	01/06/22 10:03	1
Sulfide, Reactive	10	U	10	10	mg/Kg		01/05/22 08:30	01/05/22 13:30	1

Analyte	Result	Qualifier	RL	RL	Unit	D	Prepared	Analyzed	Dil Fac
Flashpoint	**>180**		50.0	50.0	Degrees F			01/11/22 15:34	1
pH	**7.8**	**HF**	0.1	0.1	SU			01/05/22 13:00	1
Temperature	**18.6**	**HF**	0.001	0.001	Degrees C			01/05/22 13:00	1

Client Sample ID: PF3

Lab Sample ID: 480-193838-3

Date Collected: 12/28/21 09:18
Matrix: Solid
Date Received: 12/29/21 11:25
Percent Solids: 81.8

Method: 8015D - Gasoline Range Organics (GRO) (GC)

Analyte	Result	Qualifier	RL	MDL	Unit	D	Prepared	Analyzed	Dil Fac
Gasoline Range Organics [C6 - C10]	**1.2**	**J B**	1.5	0.39	mg/Kg	☼	01/04/22 07:52	01/04/22 16:21	1

Surrogate	%Recovery	Qualifier	Limits	Prepared	Analyzed	Dil Fac
a,a,a-Trifluorotoluene	93		46 - 156	01/04/22 07:52	01/04/22 16:21	1

Method: 8015D - Diesel Range Organics (DRO) (GC)

Analyte	Result	Qualifier	RL	MDL	Unit	D	Prepared	Analyzed	Dil Fac
Diesel Range Organics [C10-C28]	**24**		20	6.0	mg/Kg	☼	01/03/22 08:28	01/04/22 10:43	1

Surrogate	%Recovery	Qualifier	Limits	Prepared	Analyzed	Dil Fac
o-Terphenyl	78		48 - 125	01/03/22 08:28	01/04/22 10:43	1

Method: 8082A - Polychlorinated Biphenyls (PCBs) by Gas Chromatography

Analyte	Result	Qualifier	RL	MDL	Unit	D	Prepared	Analyzed	Dil Fac
PCB-1016	0.30	U	0.30	0.058	mg/Kg	☼	01/03/22 09:57	01/05/22 00:03	1
PCB-1221	0.30	U	0.30	0.058	mg/Kg	☼	01/03/22 09:57	01/05/22 00:03	1
PCB-1232	0.30	U	0.30	0.058	mg/Kg	☼	01/03/22 09:57	01/05/22 00:03	1
PCB-1242	0.30	U	0.30	0.058	mg/Kg	☼	01/03/22 09:57	01/05/22 00:03	1
PCB-1248	0.30	U	0.30	0.058	mg/Kg	☼	01/03/22 09:57	01/05/22 00:03	1
PCB-1254	0.30	U	0.30	0.14	mg/Kg	☼	01/03/22 09:57	01/05/22 00:03	1

Client Sample ID: PF3

Lab Sample ID: 480-193838-3
Date Collected: 12/28/21 09:18
Matrix: Solid
Date Received: 12/29/21 11:25
Percent Solids: 81.8

Method: 8082A - Polychlorinated Biphenyls (PCBs) by Gas Chromatography (Continued)

Analyte	Result	Qualifier	RL	MDL	Unit	D	Prepared	Analyzed	Dil Fac
PCB-1260	0.30	U	0.30	0.14	mg/Kg	☼	01/03/22 09:57	01/05/22 00:03	1
PCB-1262	0.30	U	0.30	0.14	mg/Kg	☼	01/03/22 09:57	01/05/22 00:03	1
PCB-1268	0.30	U	0.30	0.14	mg/Kg	☼	01/03/22 09:57	01/05/22 00:03	1

Surrogate	*%Recovery*	*Qualifier*	*Limits*	*Prepared*	*Analyzed*	*Dil Fac*
DCB Decachlorobiphenyl	*138*		*65 - 174*	*01/03/22 09:57*	*01/05/22 00:03*	*1*
Tetrachloro-m-xylene	*123*		*60 - 154*	*01/03/22 09:57*	*01/05/22 00:03*	*1*

Client Sample ID: PF4

Lab Sample ID: 480-193838-4
Date Collected: 12/28/21 09:22
Matrix: Solid
Date Received: 12/29/21 11:25

Method: 8260C - TCLP Volatiles - TCLP

Analyte	Result	Qualifier	RL	MDL	Unit	D	Prepared	Analyzed	Dil Fac
1,1-Dichloroethene	0.010	U	0.010	0.0029	mg/L			01/06/22 17:59	10
1,2-Dichloroethane	0.010	U	0.010	0.0021	mg/L			01/06/22 17:59	10
2-Butanone (MEK)	0.050	U	0.050	0.013	mg/L			01/06/22 17:59	10
Benzene	0.010	U	0.010	0.0041	mg/L			01/06/22 17:59	10
Carbon tetrachloride	0.010	U	0.010	0.0027	mg/L			01/06/22 17:59	10
Chlorobenzene	0.010	U	0.010	0.0075	mg/L			01/06/22 17:59	10
Chloroform	0.010	U	0.010	0.0034	mg/L			01/06/22 17:59	10
Tetrachloroethene	0.010	U	0.010	0.0036	mg/L			01/06/22 17:59	10
Trichloroethene	0.010	U	0.010	0.0046	mg/L			01/06/22 17:59	10
Vinyl chloride	0.010	U	0.010	0.0090	mg/L			01/06/22 17:59	10

Surrogate	*%Recovery*	*Qualifier*	*Limits*	*Prepared*	*Analyzed*	*Dil Fac*
1,2-Dichloroethane-d4 (Surr)	*98*		*77 - 120*		*01/06/22 17:59*	*10*
4-Bromofluorobenzene (Surr)	*94*		*73 - 120*		*01/06/22 17:59*	*10*
Dibromofluoromethane (Surr)	*96*		*75 - 123*		*01/06/22 17:59*	*10*
Toluene-d8 (Surr)	*96*		*80 - 120*		*01/06/22 17:59*	*10*

Method: 8270D - Semivolatile Organic Compounds (GC/MS) - TCLP

Analyte	Result	Qualifier	RL	MDL	Unit	D	Prepared	Analyzed	Dil Fac
1,4-Dichlorobenzene	0.040	U	0.040	0.0018	mg/L		01/05/22 14:39	01/06/22 20:20	1
2,4,5-Trichlorophenol	0.020	U	0.020	0.0019	mg/L		01/05/22 14:39	01/06/22 20:20	1
2,4,6-Trichlorophenol	0.020	U	0.020	0.0024	mg/L		01/05/22 14:39	01/06/22 20:20	1
2,4-Dinitrotoluene	0.020	U	0.020	0.0017	mg/L		01/05/22 14:39	01/06/22 20:20	1
2-Methylphenol	0.020	U	0.020	0.0016	mg/L		01/05/22 14:39	01/06/22 20:20	1
3-Methylphenol	0.040	U	0.040	0.0016	mg/L		01/05/22 14:39	01/06/22 20:20	1
4-Methylphenol	0.040	U	0.040	0.0014	mg/L		01/05/22 14:39	01/06/22 20:20	1
Hexachlorobenzene	0.020	U	0.020	0.0020	mg/L		01/05/22 14:39	01/06/22 20:20	1
Hexachlorobutadiene	0.020	U	0.020	0.0027	mg/L		01/05/22 14:39	01/06/22 20:20	1
Hexachloroethane	0.020	U	0.020	0.0023	mg/L		01/05/22 14:39	01/06/22 20:20	1
Nitrobenzene	0.020	U	0.020	0.0011	mg/L		01/05/22 14:39	01/06/22 20:20	1
Pentachlorophenol	0.040	U	0.040	0.0088	mg/L		01/05/22 14:39	01/06/22 20:20	1
Pyridine	0.10	U	0.10	0.0016	mg/L		01/05/22 14:39	01/06/22 20:20	1

Surrogate	*%Recovery*	*Qualifier*	*Limits*	*Prepared*	*Analyzed*	*Dil Fac*
2,4,6-Tribromophenol (Surr)	*101*		*41 - 120*	*01/05/22 14:39*	*01/06/22 20:20*	*1*
2-Fluorobiphenyl (Surr)	*91*		*48 - 120*	*01/05/22 14:39*	*01/06/22 20:20*	*1*
2-Fluorophenol (Surr)	*43*		*35 - 120*	*01/05/22 14:39*	*01/06/22 20:20*	*1*

Client Sample ID: PF4

Date Collected: 12/28/21 09:22
Date Received: 12/29/21 11:25

Lab Sample ID: 480-193838-4

Matrix: Solid

Method: 8270D - Semivolatile Organic Compounds (GC/MS) - TCLP (Continued)

Surrogate	*%Recovery*	*Qualifier*	*Limits*	*Prepared*	*Analyzed*	*Dil Fac*
Nitrobenzene-d5 (Surr)	*77*		*46 - 120*	*01/05/22 14:39*	*01/06/22 20:20*	*1*
Phenol-d5 (Surr)	*30*		*22 - 120*	*01/05/22 14:39*	*01/06/22 20:20*	*1*
p-Terphenyl-d14 (Surr)	*113*		*60 - 148*	*01/05/22 14:39*	*01/06/22 20:20*	*1*

Method: 8081B - Organochlorine Pesticides (GC) - TCLP

Analyte	Result	Qualifier	RL	MDL	Unit	D	Prepared	Analyzed	Dil Fac
gamma-BHC (Lindane)	0.00020	U *+	0.00020	0.0000060	mg/L		01/05/22 11:24	01/06/22 18:08	1
Chlordane (technical)	0.0020	U	0.0020	0.000029	mg/L		01/05/22 11:24	01/06/22 18:08	1
Endrin	0.00020	U	0.00020	0.000014	mg/L		01/05/22 11:24	01/06/22 18:08	1
Heptachlor	0.00020	U *+	0.00020	0.0000085	mg/L		01/05/22 11:24	01/06/22 18:08	1
Heptachlor epoxide	0.00020	U *+	0.00020	0.0000053	mg/L		01/05/22 11:24	01/06/22 18:08	1
Methoxychlor	0.00020	U	0.00020	0.000014	mg/L		01/05/22 11:24	01/06/22 18:08	1
Toxaphene	0.0020	U	0.0020	0.00012	mg/L		01/05/22 11:24	01/06/22 18:08	1

Surrogate	*%Recovery*	*Qualifier*	*Limits*	*Prepared*	*Analyzed*	*Dil Fac*
DCB Decachlorobiphenyl	*66*		*20 - 120*	*01/05/22 11:24*	*01/06/22 18:08*	*1*
Tetrachloro-m-xylene	*79*		*44 - 120*	*01/05/22 11:24*	*01/06/22 18:08*	*1*

Method: 8151 - TCLP Herbicides - TCLP

Analyte	Result	Qualifier	RL	MDL	Unit	D	Prepared	Analyzed	Dil Fac
2,4-D	0.0020	U	0.0020	0.00040	mg/L		01/06/22 09:01	01/07/22 22:21	1
Silvex (2,4,5-TP)	0.0020	U	0.0020	0.00036	mg/L		01/06/22 09:01	01/07/22 22:21	1

Surrogate	*%Recovery*	*Qualifier*	*Limits*	*Prepared*	*Analyzed*	*Dil Fac*
2,4-Dichlorophenylacetic acid	*13*	*S1-*	*48 - 132*	*01/06/22 09:01*	*01/07/22 22:21*	*1*

Method: 6010C - Metals (ICP) - TCLP

Analyte	Result	Qualifier	RL	MDL	Unit	D	Prepared	Analyzed	Dil Fac
Arsenic	0.015	U	0.015	0.0056	mg/L		01/06/22 08:15	01/06/22 15:52	1
Barium	**0.58**	**J**	1.0	0.10	mg/L		01/06/22 08:15	01/06/22 15:52	1
Cadmium	**0.0013**	**J**	0.0020	0.00050	mg/L		01/06/22 08:15	01/06/22 15:52	1
Chromium	0.020	U	0.020	0.010	mg/L		01/06/22 08:15	01/06/22 15:52	1
Lead	**0.024**	**B**	0.020	0.0030	mg/L		01/06/22 08:15	01/06/22 15:52	1
Selenium	0.025	U	0.025	0.0087	mg/L		01/06/22 08:15	01/06/22 15:52	1
Silver	0.0060	U	0.0060	0.0017	mg/L		01/06/22 08:15	01/06/22 15:52	1

Method: 7470A - TCLP Mercury - TCLP

Analyte	Result	Qualifier	RL	MDL	Unit	D	Prepared	Analyzed	Dil Fac
Mercury	0.00020	U	0.00020	0.000043	mg/L		01/12/22 13:35	01/12/22 16:39	1

General Chemistry

Analyte	Result	Qualifier	RL	MDL	Unit	D	Prepared	Analyzed	Dil Fac
Cyanide, Reactive	10	U	10	10	mg/Kg		01/05/22 08:30	01/06/22 10:04	1
Sulfide, Reactive	10	U	10	10	mg/Kg		01/05/22 08:30	01/05/22 13:30	1

Analyte	Result	Qualifier	RL	RL	Unit	D	Prepared	Analyzed	Dil Fac
Flashpoint	**>175**		50.0	50.0	Degrees F			01/11/22 15:45	1
pH	**7.9**	**HF**	0.1	0.1	SU			01/05/22 13:00	1
Temperature	**18.5**	**HF**	0.001	0.001	Degrees C			01/05/22 13:00	1

Client Sample ID: PF4

Lab Sample ID: 480-193838-4

Date Collected: 12/28/21 09:22
Date Received: 12/29/21 11:25

Matrix: Solid
Percent Solids: 82.7

Method: 8015D - Gasoline Range Organics (GRO) (GC)

Analyte	Result	Qualifier	RL	MDL	Unit	D	Prepared	Analyzed	Dil Fac
Gasoline Range Organics [C6 - C10]	1.3	J B	1.5	0.40	mg/Kg	☼	01/04/22 07:52	01/04/22 16:57	1

Surrogate	*%Recovery*	*Qualifier*	*Limits*	*Prepared*	*Analyzed*	*Dil Fac*
a,a,a-Trifluorotoluene	*92*		*46 - 156*	*01/04/22 07:52*	*01/04/22 16:57*	*1*

Method: 8015D - Diesel Range Organics (DRO) (GC)

Analyte	Result	Qualifier	RL	MDL	Unit	D	Prepared	Analyzed	Dil Fac
Diesel Range Organics [C10-C28]	20	U	20	5.9	mg/Kg	☼	01/03/22 08:28	01/04/22 11:19	1

Surrogate	*%Recovery*	*Qualifier*	*Limits*	*Prepared*	*Analyzed*	*Dil Fac*
o-Terphenyl	*79*		*48 - 125*	*01/03/22 08:28*	*01/04/22 11:19*	*1*

Method: 8082A - Polychlorinated Biphenyls (PCBs) by Gas Chromatography

Analyte	Result	Qualifier	RL	MDL	Unit	D	Prepared	Analyzed	Dil Fac
PCB-1016	0.28	U	0.28	0.055	mg/Kg	☼	01/03/22 09:57	01/05/22 00:42	1
PCB-1221	0.28	U	0.28	0.055	mg/Kg	☼	01/03/22 09:57	01/05/22 00:42	1
PCB-1232	0.28	U	0.28	0.055	mg/Kg	☼	01/03/22 09:57	01/05/22 00:42	1
PCB-1242	0.28	U	0.28	0.055	mg/Kg	☼	01/03/22 09:57	01/05/22 00:42	1
PCB-1248	0.28	U	0.28	0.055	mg/Kg	☼	01/03/22 09:57	01/05/22 00:42	1
PCB-1254	0.28	U	0.28	0.13	mg/Kg	☼	01/03/22 09:57	01/05/22 00:42	1
PCB-1260	0.28	U	0.28	0.13	mg/Kg	☼	01/03/22 09:57	01/05/22 00:42	1
PCB-1262	0.28	U	0.28	0.13	mg/Kg	☼	01/03/22 09:57	01/05/22 00:42	1
PCB-1268	0.28	U	0.28	0.13	mg/Kg	☼	01/03/22 09:57	01/05/22 00:42	1

Surrogate	*%Recovery*	*Qualifier*	*Limits*	*Prepared*	*Analyzed*	*Dil Fac*
DCB Decachlorobiphenyl	*152*		*65 - 174*	*01/03/22 09:57*	*01/05/22 00:42*	*1*
Tetrachloro-m-xylene	*130*		*60 - 154*	*01/03/22 09:57*	*01/05/22 00:42*	*1*

Client Sample ID: PF5

Lab Sample ID: 480-193838-5

Date Collected: 12/28/21 09:30
Date Received: 12/29/21 11:25

Matrix: Solid

Method: 8260C - TCLP Volatiles - TCLP

Analyte	Result	Qualifier	RL	MDL	Unit	D	Prepared	Analyzed	Dil Fac
1,1-Dichloroethene	0.010	U	0.010	0.0029	mg/L			01/06/22 18:22	10
1,2-Dichloroethane	0.010	U	0.010	0.0021	mg/L			01/06/22 18:22	10
2-Butanone (MEK)	0.050	U	0.050	0.013	mg/L			01/06/22 18:22	10
Benzene	0.010	U	0.010	0.0041	mg/L			01/06/22 18:22	10
Carbon tetrachloride	0.010	U	0.010	0.0027	mg/L			01/06/22 18:22	10
Chlorobenzene	0.010	U	0.010	0.0075	mg/L			01/06/22 18:22	10
Chloroform	0.010	U	0.010	0.0034	mg/L			01/06/22 18:22	10
Tetrachloroethene	0.010	U	0.010	0.0036	mg/L			01/06/22 18:22	10
Trichloroethene	0.010	U	0.010	0.0046	mg/L			01/06/22 18:22	10
Vinyl chloride	0.010	U	0.010	0.0090	mg/L			01/06/22 18:22	10

Surrogate	*%Recovery*	*Qualifier*	*Limits*	*Prepared*	*Analyzed*	*Dil Fac*
1,2-Dichloroethane-d4 (Surr)	*102*		*77 - 120*		*01/06/22 18:22*	*10*
4-Bromofluorobenzene (Surr)	*108*		*73 - 120*		*01/06/22 18:22*	*10*
Dibromofluoromethane (Surr)	*109*		*75 - 123*		*01/06/22 18:22*	*10*
Toluene-d8 (Surr)	*94*		*80 - 120*		*01/06/22 18:22*	*10*

Client Sample Results

Client: Brydges Engineering in Environment & Energy DPC
Project/Site: Pilgrim Village Family

Job ID: 480-193838-1

Client Sample ID: PF5

Date Collected: 12/28/21 09:30
Date Received: 12/29/21 11:25

Lab Sample ID: 480-193838-5

Matrix: Solid

Method: 8270D - Semivolatile Organic Compounds (GC/MS) - TCLP

Analyte	Result	Qualifier	RL	MDL	Unit	D	Prepared	Analyzed	Dil Fac
1,4-Dichlorobenzene	0.040	U	0.040	0.0018	mg/L		01/05/22 14:39	01/06/22 20:44	1
2,4,5-Trichlorophenol	0.020	U	0.020	0.0019	mg/L		01/05/22 14:39	01/06/22 20:44	1
2,4,6-Trichlorophenol	0.020	U	0.020	0.0024	mg/L		01/05/22 14:39	01/06/22 20:44	1
2,4-Dinitrotoluene	0.020	U	0.020	0.0017	mg/L		01/05/22 14:39	01/06/22 20:44	1
2-Methylphenol	0.020	U	0.020	0.0016	mg/L		01/05/22 14:39	01/06/22 20:44	1
3-Methylphenol	0.040	U	0.040	0.0016	mg/L		01/05/22 14:39	01/06/22 20:44	1
4-Methylphenol	0.040	U	0.040	0.0014	mg/L		01/05/22 14:39	01/06/22 20:44	1
Hexachlorobenzene	0.020	U	0.020	0.0020	mg/L		01/05/22 14:39	01/06/22 20:44	1
Hexachlorobutadiene	0.020	U	0.020	0.0027	mg/L		01/05/22 14:39	01/06/22 20:44	1
Hexachloroethane	0.020	U	0.020	0.0023	mg/L		01/05/22 14:39	01/06/22 20:44	1
Nitrobenzene	0.020	U	0.020	0.0011	mg/L		01/05/22 14:39	01/06/22 20:44	1
Pentachlorophenol	0.040	U	0.040	0.0088	mg/L		01/05/22 14:39	01/06/22 20:44	1
Pyridine	0.10	U	0.10	0.0016	mg/L		01/05/22 14:39	01/06/22 20:44	1

Surrogate	*%Recovery*	*Qualifier*	*Limits*	*Prepared*	*Analyzed*	*Dil Fac*
2,4,6-Tribromophenol (Surr)	*92*		*41 - 120*	*01/05/22 14:39*	*01/06/22 20:44*	*1*
2-Fluorobiphenyl (Surr)	*97*		*48 - 120*	*01/05/22 14:39*	*01/06/22 20:44*	*1*
2-Fluorophenol (Surr)	*47*		*35 - 120*	*01/05/22 14:39*	*01/06/22 20:44*	*1*
Nitrobenzene-d5 (Surr)	*80*		*46 - 120*	*01/05/22 14:39*	*01/06/22 20:44*	*1*
Phenol-d5 (Surr)	*32*		*22 - 120*	*01/05/22 14:39*	*01/06/22 20:44*	*1*
p-Terphenyl-d14 (Surr)	*104*		*60 - 148*	*01/05/22 14:39*	*01/06/22 20:44*	*1*

Method: 8081B - Organochlorine Pesticides (GC) - TCLP

Analyte	Result	Qualifier	RL	MDL	Unit	D	Prepared	Analyzed	Dil Fac
gamma-BHC (Lindane)	0.00020	U *+	0.00020	0.0000060	mg/L		01/05/22 11:24	01/06/22 18:48	1
Chlordane (technical)	0.0020	U	0.0020	0.000029	mg/L		01/05/22 11:24	01/06/22 18:48	1
Endrin	0.00020	U	0.00020	0.000014	mg/L		01/05/22 11:24	01/06/22 18:48	1
Heptachlor	0.00020	U *+	0.00020	0.0000085	mg/L		01/05/22 11:24	01/06/22 18:48	1
Heptachlor epoxide	0.00020	U *+	0.00020	0.0000053	mg/L		01/05/22 11:24	01/06/22 18:48	1
Methoxychlor	0.00020	U	0.00020	0.000014	mg/L		01/05/22 11:24	01/06/22 18:48	1
Toxaphene	0.0020	U	0.0020	0.00012	mg/L		01/05/22 11:24	01/06/22 18:48	1

Surrogate	*%Recovery*	*Qualifier*	*Limits*	*Prepared*	*Analyzed*	*Dil Fac*
DCB Decachlorobiphenyl	*89*		*20 - 120*	*01/05/22 11:24*	*01/06/22 18:48*	*1*
Tetrachloro-m-xylene	*107*		*44 - 120*	*01/05/22 11:24*	*01/06/22 18:48*	*1*

Method: 8151 - TCLP Herbicides - TCLP

Analyte	Result	Qualifier	RL	MDL	Unit	D	Prepared	Analyzed	Dil Fac
2,4-D	0.0020	U	0.0020	0.00040	mg/L		01/06/22 09:01	01/07/22 22:50	1
Silvex (2,4,5-TP)	0.0020	U	0.0020	0.00036	mg/L		01/06/22 09:01	01/07/22 22:50	1

Surrogate	*%Recovery*	*Qualifier*	*Limits*	*Prepared*	*Analyzed*	*Dil Fac*
2,4-Dichlorophenylacetic acid	*20*	*S1-*	*48 - 132*	*01/06/22 09:01*	*01/07/22 22:50*	*1*

Method: 6010C - Metals (ICP) - TCLP

Analyte	Result	Qualifier	RL	MDL	Unit	D	Prepared	Analyzed	Dil Fac
Arsenic	0.015	U	0.015	0.0056	mg/L		01/06/22 08:15	01/06/22 15:56	1
Barium	**0.16**	**J**	1.0	0.10	mg/L		01/06/22 08:15	01/06/22 15:56	1
Cadmium	**0.0030**		0.0020	0.00050	mg/L		01/06/22 08:15	01/06/22 15:56	1
Chromium	0.020	U	0.020	0.010	mg/L		01/06/22 08:15	01/06/22 15:56	1
Lead	**0.022**	**B**	0.020	0.0030	mg/L		01/06/22 08:15	01/06/22 15:56	1

Client Sample ID: PF5

Lab Sample ID: 480-193838-5
Date Collected: 12/28/21 09:30
Matrix: Solid
Date Received: 12/29/21 11:25

Method: 6010C - Metals (ICP) - TCLP (Continued)

Analyte	Result	Qualifier	RL	MDL	Unit	D	Prepared	Analyzed	Dil Fac
Selenium	0.025	U	0.025	0.0087	mg/L		01/06/22 08:15	01/06/22 15:56	1
Silver	0.0060	U	0.0060	0.0017	mg/L		01/06/22 08:15	01/06/22 15:56	1

Method: 7470A - TCLP Mercury - TCLP

Analyte	Result	Qualifier	RL	MDL	Unit	D	Prepared	Analyzed	Dil Fac
Mercury	0.00020	U	0.00020	0.000043	mg/L		01/12/22 13:35	01/12/22 16:41	1

General Chemistry

Analyte	Result	Qualifier	RL	MDL	Unit	D	Prepared	Analyzed	Dil Fac
Cyanide, Reactive	10	U	10	10	mg/Kg		01/05/22 08:30	01/06/22 10:06	1
Sulfide, Reactive	10	U	10	10	mg/Kg		01/05/22 08:30	01/05/22 13:30	1

Analyte	Result	Qualifier	RL	RL	Unit	D	Prepared	Analyzed	Dil Fac
Flashpoint	**>180**		50.0	50.0	Degrees F			01/11/22 15:34	1
pH	**7.0**	**HF**	0.1	0.1	SU			01/05/22 13:00	1
Temperature	**19.2**	**HF**	0.001	0.001	Degrees C			01/05/22 13:00	1

Client Sample ID: PF5

Lab Sample ID: 480-193838-5
Date Collected: 12/28/21 09:30
Matrix: Solid
Date Received: 12/29/21 11:25
Percent Solids: 86.1

Method: 8015D - Gasoline Range Organics (GRO) (GC)

Analyte	Result	Qualifier	RL	MDL	Unit	D	Prepared	Analyzed	Dil Fac
Gasoline Range Organics [C6 - C10]	1.4	U	1.4	0.37	mg/Kg	☼	01/04/22 07:52	01/04/22 17:34	1

Surrogate	*%Recovery*	*Qualifier*	*Limits*	*Prepared*	*Analyzed*	*Dil Fac*
a,a,a-Trifluorotoluene	*88*		*46 - 156*	*01/04/22 07:52*	*01/04/22 17:34*	*1*

Method: 8015D - Diesel Range Organics (DRO) (GC)

Analyte	Result	Qualifier	RL	MDL	Unit	D	Prepared	Analyzed	Dil Fac
Diesel Range Organics [C10-C28]	19	U	19	5.7	mg/Kg	☼	01/03/22 08:28	01/04/22 11:55	1

Surrogate	*%Recovery*	*Qualifier*	*Limits*	*Prepared*	*Analyzed*	*Dil Fac*
o-Terphenyl	*80*		*48 - 125*	*01/03/22 08:28*	*01/04/22 11:55*	*1*

Method: 8082A - Polychlorinated Biphenyls (PCBs) by Gas Chromatography

Analyte	Result	Qualifier	RL	MDL	Unit	D	Prepared	Analyzed	Dil Fac
PCB-1016	0.28	U	0.28	0.055	mg/Kg	☼	01/03/22 09:57	01/05/22 00:55	1
PCB-1221	0.28	U	0.28	0.055	mg/Kg	☼	01/03/22 09:57	01/05/22 00:55	1
PCB-1232	0.28	U	0.28	0.055	mg/Kg	☼	01/03/22 09:57	01/05/22 00:55	1
PCB-1242	0.28	U	0.28	0.055	mg/Kg	☼	01/03/22 09:57	01/05/22 00:55	1
PCB-1248	0.28	U	0.28	0.055	mg/Kg	☼	01/03/22 09:57	01/05/22 00:55	1
PCB-1254	0.28	U	0.28	0.13	mg/Kg	☼	01/03/22 09:57	01/05/22 00:55	1
PCB-1260	0.28	U	0.28	0.13	mg/Kg	☼	01/03/22 09:57	01/05/22 00:55	1
PCB-1262	0.28	U	0.28	0.13	mg/Kg	☼	01/03/22 09:57	01/05/22 00:55	1
PCB-1268	0.28	U	0.28	0.13	mg/Kg	☼	01/03/22 09:57	01/05/22 00:55	1

Surrogate	*%Recovery*	*Qualifier*	*Limits*	*Prepared*	*Analyzed*	*Dil Fac*
DCB Decachlorobiphenyl	*158*		*65 - 174*	*01/03/22 09:57*	*01/05/22 00:55*	*1*
Tetrachloro-m-xylene	*133*		*60 - 154*	*01/03/22 09:57*	*01/05/22 00:55*	*1*

Client Sample Results

Client: Brydges Engineering in Environment & Energy DPC
Project/Site: Pilgrim Village Family

Job ID: 480-193838-1

Client Sample ID: PF6

Date Collected: 12/28/21 09:36
Date Received: 12/29/21 11:25

Lab Sample ID: 480-193838-6

Matrix: Solid

Method: 8260C - TCLP Volatiles - TCLP

Analyte	Result	Qualifier	RL	MDL	Unit	D	Prepared	Analyzed	Dil Fac
1,1-Dichloroethene	0.010	U	0.010	0.0029	mg/L			01/10/22 12:41	10
1,2-Dichloroethane	0.010	U	0.010	0.0021	mg/L			01/10/22 12:41	10
2-Butanone (MEK)	0.050	U	0.050	0.013	mg/L			01/10/22 12:41	10
Benzene	0.010	U	0.010	0.0041	mg/L			01/10/22 12:41	10
Carbon tetrachloride	0.010	U	0.010	0.0027	mg/L			01/10/22 12:41	10
Chlorobenzene	0.010	U	0.010	0.0075	mg/L			01/10/22 12:41	10
Chloroform	0.010	U	0.010	0.0034	mg/L			01/10/22 12:41	10
Tetrachloroethene	0.010	U	0.010	0.0036	mg/L			01/10/22 12:41	10
Trichloroethene	0.010	U	0.010	0.0046	mg/L			01/10/22 12:41	10
Vinyl chloride	0.010	U	0.010	0.0090	mg/L			01/10/22 12:41	10

Surrogate	*%Recovery*	*Qualifier*	*Limits*	*Prepared*	*Analyzed*	*Dil Fac*
1,2-Dichloroethane-d4 (Surr)	*99*		*77 - 120*		*01/10/22 12:41*	*10*
4-Bromofluorobenzene (Surr)	*103*		*73 - 120*		*01/10/22 12:41*	*10*
Dibromofluoromethane (Surr)	*96*		*75 - 123*		*01/10/22 12:41*	*10*
Toluene-d8 (Surr)	*101*		*80 - 120*		*01/10/22 12:41*	*10*

Method: 8270D - Semivolatile Organic Compounds (GC/MS) - TCLP

Analyte	Result	Qualifier	RL	MDL	Unit	D	Prepared	Analyzed	Dil Fac
1,4-Dichlorobenzene	0.040	U	0.040	0.0018	mg/L		01/07/22 14:55	01/10/22 15:42	1
2,4,5-Trichlorophenol	0.020	U	0.020	0.0019	mg/L		01/07/22 14:55	01/10/22 15:42	1
2,4,6-Trichlorophenol	0.020	U	0.020	0.0024	mg/L		01/07/22 14:55	01/10/22 15:42	1
2,4-Dinitrotoluene	0.020	U	0.020	0.0017	mg/L		01/07/22 14:55	01/10/22 15:42	1
2-Methylphenol	0.020	U	0.020	0.0016	mg/L		01/07/22 14:55	01/10/22 15:42	1
3-Methylphenol	0.040	U	0.040	0.0016	mg/L		01/07/22 14:55	01/10/22 15:42	1
4-Methylphenol	0.040	U	0.040	0.0014	mg/L		01/07/22 14:55	01/10/22 15:42	1
Hexachlorobenzene	0.020	U	0.020	0.0020	mg/L		01/07/22 14:55	01/10/22 15:42	1
Hexachlorobutadiene	0.020	U	0.020	0.0027	mg/L		01/07/22 14:55	01/10/22 15:42	1
Hexachloroethane	0.020	U	0.020	0.0023	mg/L		01/07/22 14:55	01/10/22 15:42	1
Nitrobenzene	0.020	U	0.020	0.0011	mg/L		01/07/22 14:55	01/10/22 15:42	1
Pentachlorophenol	0.040	U	0.040	0.0088	mg/L		01/07/22 14:55	01/10/22 15:42	1
Pyridine	0.10	U	0.10	0.0016	mg/L		01/07/22 14:55	01/10/22 15:42	1

Surrogate	*%Recovery*	*Qualifier*	*Limits*	*Prepared*	*Analyzed*	*Dil Fac*
2,4,6-Tribromophenol (Surr)	*91*		*41 - 120*	*01/07/22 14:55*	*01/10/22 15:42*	*1*
2-Fluorobiphenyl (Surr)	*97*		*48 - 120*	*01/07/22 14:55*	*01/10/22 15:42*	*1*
2-Fluorophenol (Surr)	*48*		*35 - 120*	*01/07/22 14:55*	*01/10/22 15:42*	*1*
Nitrobenzene-d5 (Surr)	*88*		*46 - 120*	*01/07/22 14:55*	*01/10/22 15:42*	*1*
Phenol-d5 (Surr)	*33*		*22 - 120*	*01/07/22 14:55*	*01/10/22 15:42*	*1*
p-Terphenyl-d14 (Surr)	*109*		*60 - 148*	*01/07/22 14:55*	*01/10/22 15:42*	*1*

Method: 8081B - Organochlorine Pesticides (GC) - TCLP

Analyte	Result	Qualifier	RL	MDL	Unit	D	Prepared	Analyzed	Dil Fac
gamma-BHC (Lindane)	0.00020	U	0.00020	0.0000060	mg/L		01/07/22 11:05	01/10/22 10:11	1
Chlordane (technical)	0.0020	U	0.0020	0.000029	mg/L		01/07/22 11:05	01/10/22 10:11	1
Endrin	0.00020	U	0.00020	0.000014	mg/L		01/07/22 11:05	01/10/22 10:11	1
Heptachlor	0.00020	U	0.00020	0.0000085	mg/L		01/07/22 11:05	01/10/22 10:11	1
Heptachlor epoxide	0.00020	U *+	0.00020	0.0000053	mg/L		01/07/22 11:05	01/10/22 10:11	1
Methoxychlor	0.00020	U	0.00020	0.000014	mg/L		01/07/22 11:05	01/10/22 10:11	1
Toxaphene	0.0020	U	0.0020	0.00012	mg/L		01/07/22 11:05	01/10/22 10:11	1

Client Sample ID: PF6

Lab Sample ID: 480-193838-6

Date Collected: 12/28/21 09:36

Matrix: Solid

Date Received: 12/29/21 11:25

Surrogate	*%Recovery*	*Qualifier*	*Limits*	*Prepared*	*Analyzed*	*Dil Fac*
DCB Decachlorobiphenyl	*84*		*20 - 120*	*01/07/22 11:05*	*01/10/22 10:11*	*1*
Tetrachloro-m-xylene	*81*		*44 - 120*	*01/07/22 11:05*	*01/10/22 10:11*	*1*

Method: 8151 - TCLP Herbicides - TCLP

Analyte	Result	Qualifier	RL	MDL	Unit	D	Prepared	Analyzed	Dil Fac
2,4-D	0.0020	U	0.0020	0.00040	mg/L		01/07/22 11:11	01/10/22 14:45	1
Silvex (2,4,5-TP)	0.0020	U	0.0020	0.00036	mg/L		01/07/22 11:11	01/10/22 14:45	1

Surrogate	*%Recovery*	*Qualifier*	*Limits*	*Prepared*	*Analyzed*	*Dil Fac*
2,4-Dichlorophenylacetic acid	*12*	*S1-*	*48 - 132*	*01/07/22 11:11*	*01/10/22 14:45*	*1*

Method: 6010C - Metals (ICP) - TCLP

Analyte	Result	Qualifier	RL	MDL	Unit	D	Prepared	Analyzed	Dil Fac
Arsenic	**0.012**	**J**	0.015	0.0056	mg/L		01/07/22 11:22	01/07/22 22:24	1
Barium	**0.16**	**J**	1.0	0.10	mg/L		01/07/22 11:22	01/07/22 22:24	1
Cadmium	**0.0034**		0.0020	0.00050	mg/L		01/07/22 11:22	01/07/22 22:24	1
Chromium	0.020	U	0.020	0.010	mg/L		01/07/22 11:22	01/07/22 22:24	1
Lead	**0.013**	**J**	0.020	0.0030	mg/L		01/07/22 11:22	01/07/22 22:24	1
Selenium	0.025	U	0.025	0.0087	mg/L		01/07/22 11:22	01/07/22 22:24	1
Silver	0.0060	U	0.0060	0.0017	mg/L		01/07/22 11:22	01/07/22 22:24	1

Method: 7470A - TCLP Mercury - TCLP

Analyte	Result	Qualifier	RL	MDL	Unit	D	Prepared	Analyzed	Dil Fac
Mercury	0.00020	U	0.00020	0.000043	mg/L		01/07/22 12:47	01/07/22 16:35	1

General Chemistry

Analyte	Result	Qualifier	RL	MDL	Unit	D	Prepared	Analyzed	Dil Fac
Cyanide, Reactive	9.9	U	9.9	9.9	mg/Kg		01/05/22 08:30	01/06/22 10:10	1
Sulfide, Reactive	9.9	U	9.9	9.9	mg/Kg		01/05/22 08:30	01/05/22 13:30	1

Analyte	Result	Qualifier	RL	RL	Unit	D	Prepared	Analyzed	Dil Fac
Flashpoint	**>175**		50.0	50.0	Degrees F			01/11/22 15:45	1
pH	**7.4**	**HF**	0.1	0.1	SU			01/05/22 13:00	1
Temperature	**19.0**	**HF**	0.001	0.001	Degrees C			01/05/22 13:00	1

Client Sample ID: PF6

Lab Sample ID: 480-193838-6

Date Collected: 12/28/21 09:36

Matrix: Solid

Date Received: 12/29/21 11:25

Percent Solids: 83.2

Method: 8015D - Gasoline Range Organics (GRO) (GC)

Analyte	Result	Qualifier	RL	MDL	Unit	D	Prepared	Analyzed	Dil Fac
Gasoline Range Organics [C6 - C10]	**1.2**	**J B**	1.5	0.39	mg/Kg	☼	01/04/22 07:52	01/04/22 18:10	1

Surrogate	*%Recovery*	*Qualifier*	*Limits*	*Prepared*	*Analyzed*	*Dil Fac*
a,a,a-Trifluorotoluene	*86*		*46 - 156*	*01/04/22 07:52*	*01/04/22 18:10*	*1*

Method: 8015D - Diesel Range Organics (DRO) (GC)

Analyte	Result	Qualifier	RL	MDL	Unit	D	Prepared	Analyzed	Dil Fac
Diesel Range Organics [C10-C28]	19	U	19	5.8	mg/Kg	☼	01/03/22 08:28	01/04/22 12:31	1

Surrogate	*%Recovery*	*Qualifier*	*Limits*	*Prepared*	*Analyzed*	*Dil Fac*
o-Terphenyl	*81*		*48 - 125*	*01/03/22 08:28*	*01/04/22 12:31*	*1*

Client Sample ID: PF6

Lab Sample ID: 480-193838-6
Date Collected: 12/28/21 09:36
Matrix: Solid
Date Received: 12/29/21 11:25
Percent Solids: 83.2

Method: 8082A - Polychlorinated Biphenyls (PCBs) by Gas Chromatography

Analyte	Result	Qualifier	RL	MDL	Unit	D	Prepared	Analyzed	Dil Fac
PCB-1016	0.28	U	0.28	0.054	mg/Kg	☼	01/03/22 09:57	01/05/22 01:08	1
PCB-1221	0.28	U	0.28	0.054	mg/Kg	☼	01/03/22 09:57	01/05/22 01:08	1
PCB-1232	0.28	U	0.28	0.054	mg/Kg	☼	01/03/22 09:57	01/05/22 01:08	1
PCB-1242	0.28	U	0.28	0.054	mg/Kg	☼	01/03/22 09:57	01/05/22 01:08	1
PCB-1248	0.28	U	0.28	0.054	mg/Kg	☼	01/03/22 09:57	01/05/22 01:08	1
PCB-1254	0.28	U	0.28	0.13	mg/Kg	☼	01/03/22 09:57	01/05/22 01:08	1
PCB-1260	0.28	U	0.28	0.13	mg/Kg	☼	01/03/22 09:57	01/05/22 01:08	1
PCB-1262	0.28	U	0.28	0.13	mg/Kg	☼	01/03/22 09:57	01/05/22 01:08	1
PCB-1268	0.28	U	0.28	0.13	mg/Kg	☼	01/03/22 09:57	01/05/22 01:08	1

Surrogate	*%Recovery*	*Qualifier*	*Limits*	*Prepared*	*Analyzed*	*Dil Fac*
DCB Decachlorobiphenyl	*158*		*65 - 174*	*01/03/22 09:57*	*01/05/22 01:08*	*1*
Tetrachloro-m-xylene	*134*		*60 - 154*	*01/03/22 09:57*	*01/05/22 01:08*	*1*

Client Sample ID: PF7

Lab Sample ID: 480-193838-7
Date Collected: 12/28/21 09:42
Matrix: Solid
Date Received: 12/29/21 11:25

Method: 8260C - TCLP Volatiles - TCLP

Analyte	Result	Qualifier	RL	MDL	Unit	D	Prepared	Analyzed	Dil Fac
1,1-Dichloroethene	0.010	U	0.010	0.0029	mg/L			01/10/22 13:04	10
1,2-Dichloroethane	0.010	U	0.010	0.0021	mg/L			01/10/22 13:04	10
2-Butanone (MEK)	0.050	U	0.050	0.013	mg/L			01/10/22 13:04	10
Benzene	0.010	U	0.010	0.0041	mg/L			01/10/22 13:04	10
Carbon tetrachloride	0.010	U	0.010	0.0027	mg/L			01/10/22 13:04	10
Chlorobenzene	0.010	U	0.010	0.0075	mg/L			01/10/22 13:04	10
Chloroform	0.010	U	0.010	0.0034	mg/L			01/10/22 13:04	10
Tetrachloroethene	0.010	U	0.010	0.0036	mg/L			01/10/22 13:04	10
Trichloroethene	0.010	U	0.010	0.0046	mg/L			01/10/22 13:04	10
Vinyl chloride	0.010	U	0.010	0.0090	mg/L			01/10/22 13:04	10

Surrogate	*%Recovery*	*Qualifier*	*Limits*	*Prepared*	*Analyzed*	*Dil Fac*
1,2-Dichloroethane-d4 (Surr)	*104*		*77 - 120*		*01/10/22 13:04*	*10*
4-Bromofluorobenzene (Surr)	*104*		*73 - 120*		*01/10/22 13:04*	*10*
Dibromofluoromethane (Surr)	*98*		*75 - 123*		*01/10/22 13:04*	*10*
Toluene-d8 (Surr)	*101*		*80 - 120*		*01/10/22 13:04*	*10*

Method: 8270D - Semivolatile Organic Compounds (GC/MS) - TCLP

Analyte	Result	Qualifier	RL	MDL	Unit	D	Prepared	Analyzed	Dil Fac
1,4-Dichlorobenzene	0.040	U	0.040	0.0018	mg/L		01/07/22 14:55	01/10/22 16:05	1
2,4,5-Trichlorophenol	0.020	U	0.020	0.0019	mg/L		01/07/22 14:55	01/10/22 16:05	1
2,4,6-Trichlorophenol	0.020	U	0.020	0.0024	mg/L		01/07/22 14:55	01/10/22 16:05	1
2,4-Dinitrotoluene	0.020	U	0.020	0.0017	mg/L		01/07/22 14:55	01/10/22 16:05	1
2-Methylphenol	0.020	U	0.020	0.0016	mg/L		01/07/22 14:55	01/10/22 16:05	1
3-Methylphenol	0.040	U	0.040	0.0016	mg/L		01/07/22 14:55	01/10/22 16:05	1
4-Methylphenol	0.040	U	0.040	0.0014	mg/L		01/07/22 14:55	01/10/22 16:05	1
Hexachlorobenzene	0.020	U	0.020	0.0020	mg/L		01/07/22 14:55	01/10/22 16:05	1
Hexachlorobutadiene	0.020	U	0.020	0.0027	mg/L		01/07/22 14:55	01/10/22 16:05	1
Hexachloroethane	0.020	U	0.020	0.0023	mg/L		01/07/22 14:55	01/10/22 16:05	1
Nitrobenzene	0.020	U	0.020	0.0011	mg/L		01/07/22 14:55	01/10/22 16:05	1
Pentachlorophenol	0.040	U	0.040	0.0088	mg/L		01/07/22 14:55	01/10/22 16:05	1

Client Sample Results

Client: Brydges Engineering in Environment & Energy DPC
Project/Site: Pilgrim Village Family

Job ID: 480-193838-1

Client Sample ID: PF7

Date Collected: 12/28/21 09:42
Date Received: 12/29/21 11:25

Lab Sample ID: 480-193838-7

Matrix: Solid

Method: 8270D - Semivolatile Organic Compounds (GC/MS) - TCLP (Continued)

Analyte	Result	Qualifier	RL	MDL	Unit	D	Prepared	Analyzed	Dil Fac
Pyridine	0.10	U	0.10	0.0016	mg/L		01/07/22 14:55	01/10/22 16:05	1

Surrogate	*%Recovery*	*Qualifier*	*Limits*	*Prepared*	*Analyzed*	*Dil Fac*
2,4,6-Tribromophenol (Surr)	*87*		*41 - 120*	*01/07/22 14:55*	*01/10/22 16:05*	*1*
2-Fluorobiphenyl (Surr)	*89*		*48 - 120*	*01/07/22 14:55*	*01/10/22 16:05*	*1*
2-Fluorophenol (Surr)	*43*		*35 - 120*	*01/07/22 14:55*	*01/10/22 16:05*	*1*
Nitrobenzene-d5 (Surr)	*83*		*46 - 120*	*01/07/22 14:55*	*01/10/22 16:05*	*1*
Phenol-d5 (Surr)	*31*		*22 - 120*	*01/07/22 14:55*	*01/10/22 16:05*	*1*
p-Terphenyl-d14 (Surr)	*101*		*60 - 148*	*01/07/22 14:55*	*01/10/22 16:05*	*1*

Method: 8081B - Organochlorine Pesticides (GC) - TCLP

Analyte	Result	Qualifier	RL	MDL	Unit	D	Prepared	Analyzed	Dil Fac
gamma-BHC (Lindane)	0.00020	U	0.00020	0.0000060	mg/L		01/07/22 11:05	01/10/22 10:30	1
Chlordane (technical)	0.0020	U	0.0020	0.000029	mg/L		01/07/22 11:05	01/10/22 10:30	1
Endrin	0.00020	U	0.00020	0.000014	mg/L		01/07/22 11:05	01/10/22 10:30	1
Heptachlor	0.00020	U	0.00020	0.0000085	mg/L		01/07/22 11:05	01/10/22 10:30	1
Heptachlor epoxide	0.00020	U *+	0.00020	0.0000053	mg/L		01/07/22 11:05	01/10/22 10:30	1
Methoxychlor	0.00020	U	0.00020	0.000014	mg/L		01/07/22 11:05	01/10/22 10:30	1
Toxaphene	0.0020	U	0.0020	0.00012	mg/L		01/07/22 11:05	01/10/22 10:30	1

Surrogate	*%Recovery*	*Qualifier*	*Limits*	*Prepared*	*Analyzed*	*Dil Fac*
DCB Decachlorobiphenyl	*75*		*20 - 120*	*01/07/22 11:05*	*01/10/22 10:30*	*1*
Tetrachloro-m-xylene	*86*		*44 - 120*	*01/07/22 11:05*	*01/10/22 10:30*	*1*

Method: 8151 - TCLP Herbicides - TCLP

Analyte	Result	Qualifier	RL	MDL	Unit	D	Prepared	Analyzed	Dil Fac
2,4-D	0.0020	U	0.0020	0.00040	mg/L		01/07/22 11:11	01/10/22 15:14	1
Silvex (2,4,5-TP)	0.0020	U	0.0020	0.00036	mg/L		01/07/22 11:11	01/10/22 15:14	1

Surrogate	*%Recovery*	*Qualifier*	*Limits*	*Prepared*	*Analyzed*	*Dil Fac*
2,4-Dichlorophenylacetic acid	*12*	*S1-*	*48 - 132*	*01/07/22 11:11*	*01/10/22 15:14*	*1*

Method: 6010C - Metals (ICP) - TCLP

Analyte	Result	Qualifier	RL	MDL	Unit	D	Prepared	Analyzed	Dil Fac
Arsenic	0.015	U	0.015	0.0056	mg/L		01/07/22 11:22	01/07/22 22:27	1
Barium	**0.24**	**J**	1.0	0.10	mg/L		01/07/22 11:22	01/07/22 22:27	1
Cadmium	**0.0015**	**J**	0.0020	0.00050	mg/L		01/07/22 11:22	01/07/22 22:27	1
Chromium	0.020	U	0.020	0.010	mg/L		01/07/22 11:22	01/07/22 22:27	1
Lead	**0.0035**	**J**	0.020	0.0030	mg/L		01/07/22 11:22	01/07/22 22:27	1
Selenium	0.025	U	0.025	0.0087	mg/L		01/07/22 11:22	01/07/22 22:27	1
Silver	0.0060	U	0.0060	0.0017	mg/L		01/07/22 11:22	01/07/22 22:27	1

Method: 7470A - TCLP Mercury - TCLP

Analyte	Result	Qualifier	RL	MDL	Unit	D	Prepared	Analyzed	Dil Fac
Mercury	0.00020	U	0.00020	0.000043	mg/L		01/07/22 12:47	01/07/22 16:37	1

General Chemistry

Analyte	Result	Qualifier	RL	MDL	Unit	D	Prepared	Analyzed	Dil Fac
Cyanide, Reactive	9.9	U	9.9	9.9	mg/Kg		01/05/22 08:30	01/06/22 10:11	1
Sulfide, Reactive	9.9	U	9.9	9.9	mg/Kg		01/05/22 08:30	01/05/22 13:30	1

Client Sample ID: PF7
Lab Sample ID: 480-193838-7

Date Collected: 12/28/21 09:42
Matrix: Solid
Date Received: 12/29/21 11:25

Analyte	Result	Qualifier	RL	RL	Unit	D	Prepared	Analyzed	Dil Fac
Flashpoint	>180		50.0	50.0	Degrees F			01/11/22 15:34	1
pH	7.7	HF	0.1	0.1	SU			01/05/22 13:00	1
Temperature	18.7	HF	0.001	0.001	Degrees C			01/05/22 13:00	1

Client Sample ID: PF7
Lab Sample ID: 480-193838-7

Date Collected: 12/28/21 09:42
Matrix: Solid
Date Received: 12/29/21 11:25
Percent Solids: 84.0

Method: 8015D - Gasoline Range Organics (GRO) (GC)

Analyte	Result	Qualifier	RL	MDL	Unit	D	Prepared	Analyzed	Dil Fac
Gasoline Range Organics [C6 - C10]	1.2	J B	1.4	0.37	mg/Kg	☼	01/04/22 07:52	01/04/22 18:46	1

Surrogate	*%Recovery*	*Qualifier*	*Limits*	*Prepared*	*Analyzed*	*Dil Fac*
a,a,a-Trifluorotoluene	*87*		*46 - 156*	*01/04/22 07:52*	*01/04/22 18:46*	*1*

Method: 8015D - Diesel Range Organics (DRO) (GC)

Analyte	Result	Qualifier	RL	MDL	Unit	D	Prepared	Analyzed	Dil Fac
Diesel Range Organics [C10-C28]	19	U	19	5.8	mg/Kg	☼	01/03/22 08:28	01/04/22 13:06	1

Surrogate	*%Recovery*	*Qualifier*	*Limits*	*Prepared*	*Analyzed*	*Dil Fac*
o-Terphenyl	*84*		*48 - 125*	*01/03/22 08:28*	*01/04/22 13:06*	*1*

Method: 8082A - Polychlorinated Biphenyls (PCBs) by Gas Chromatography

Analyte	Result	Qualifier	RL	MDL	Unit	D	Prepared	Analyzed	Dil Fac
PCB-1016	0.26	U	0.26	0.052	mg/Kg	☼	01/03/22 09:57	01/05/22 01:21	1
PCB-1221	0.26	U	0.26	0.052	mg/Kg	☼	01/03/22 09:57	01/05/22 01:21	1
PCB-1232	0.26	U	0.26	0.052	mg/Kg	☼	01/03/22 09:57	01/05/22 01:21	1
PCB-1242	0.26	U	0.26	0.052	mg/Kg	☼	01/03/22 09:57	01/05/22 01:21	1
PCB-1248	0.26	U	0.26	0.052	mg/Kg	☼	01/03/22 09:57	01/05/22 01:21	1
PCB-1254	0.26	U	0.26	0.12	mg/Kg	☼	01/03/22 09:57	01/05/22 01:21	1
PCB-1260	0.26	U	0.26	0.12	mg/Kg	☼	01/03/22 09:57	01/05/22 01:21	1
PCB-1262	0.26	U	0.26	0.12	mg/Kg	☼	01/03/22 09:57	01/05/22 01:21	1
PCB-1268	0.26	U	0.26	0.12	mg/Kg	☼	01/03/22 09:57	01/05/22 01:21	1

Surrogate	*%Recovery*	*Qualifier*	*Limits*	*Prepared*	*Analyzed*	*Dil Fac*
DCB Decachlorobiphenyl	*153*		*65 - 174*	*01/03/22 09:57*	*01/05/22 01:21*	*1*
Tetrachloro-m-xylene	*133*		*60 - 154*	*01/03/22 09:57*	*01/05/22 01:21*	*1*

Client Sample ID: PF8
Lab Sample ID: 480-193838-8

Date Collected: 12/28/21 09:48
Matrix: Solid
Date Received: 12/29/21 11:25

Method: 8260C - TCLP Volatiles - TCLP

Analyte	Result	Qualifier	RL	MDL	Unit	D	Prepared	Analyzed	Dil Fac
1,1-Dichloroethene	0.010	U	0.010	0.0029	mg/L			01/10/22 13:27	10
1,2-Dichloroethane	0.010	U	0.010	0.0021	mg/L			01/10/22 13:27	10
2-Butanone (MEK)	0.050	U	0.050	0.013	mg/L			01/10/22 13:27	10
Benzene	0.010	U	0.010	0.0041	mg/L			01/10/22 13:27	10
Carbon tetrachloride	0.010	U	0.010	0.0027	mg/L			01/10/22 13:27	10
Chlorobenzene	0.010	U	0.010	0.0075	mg/L			01/10/22 13:27	10
Chloroform	0.010	U	0.010	0.0034	mg/L			01/10/22 13:27	10
Tetrachloroethene	0.010	U	0.010	0.0036	mg/L			01/10/22 13:27	10

Client Sample ID: PF8

Date Collected: 12/28/21 09:48
Date Received: 12/29/21 11:25

Lab Sample ID: 480-193838-8

Matrix: Solid

Method: 8260C - TCLP Volatiles - TCLP (Continued)

Analyte	Result	Qualifier	RL	MDL	Unit	D	Prepared	Analyzed	Dil Fac
Trichloroethene	0.010	U	0.010	0.0046	mg/L			01/10/22 13:27	10
Vinyl chloride	0.010	U	0.010	0.0090	mg/L			01/10/22 13:27	10

Surrogate	*%Recovery*	*Qualifier*	*Limits*	*Prepared*	*Analyzed*	*Dil Fac*
1,2-Dichloroethane-d4 (Surr)	*100*		*77 - 120*		*01/10/22 13:27*	*10*
4-Bromofluorobenzene (Surr)	*102*		*73 - 120*		*01/10/22 13:27*	*10*
Dibromofluoromethane (Surr)	*97*		*75 - 123*		*01/10/22 13:27*	*10*
Toluene-d8 (Surr)	*101*		*80 - 120*		*01/10/22 13:27*	*10*

Method: 8270D - Semivolatile Organic Compounds (GC/MS) - TCLP

Analyte	Result	Qualifier	RL	MDL	Unit	D	Prepared	Analyzed	Dil Fac
1,4-Dichlorobenzene	0.040	U	0.040	0.0018	mg/L		01/07/22 14:55	01/10/22 16:29	1
2,4,5-Trichlorophenol	0.020	U	0.020	0.0019	mg/L		01/07/22 14:55	01/10/22 16:29	1
2,4,6-Trichlorophenol	0.020	U	0.020	0.0024	mg/L		01/07/22 14:55	01/10/22 16:29	1
2,4-Dinitrotoluene	0.020	U	0.020	0.0017	mg/L		01/07/22 14:55	01/10/22 16:29	1
2-Methylphenol	0.020	U	0.020	0.0016	mg/L		01/07/22 14:55	01/10/22 16:29	1
3-Methylphenol	0.040	U	0.040	0.0016	mg/L		01/07/22 14:55	01/10/22 16:29	1
4-Methylphenol	0.040	U	0.040	0.0014	mg/L		01/07/22 14:55	01/10/22 16:29	1
Hexachlorobenzene	0.020	U	0.020	0.0020	mg/L		01/07/22 14:55	01/10/22 16:29	1
Hexachlorobutadiene	0.020	U	0.020	0.0027	mg/L		01/07/22 14:55	01/10/22 16:29	1
Hexachloroethane	0.020	U	0.020	0.0023	mg/L		01/07/22 14:55	01/10/22 16:29	1
Nitrobenzene	0.020	U	0.020	0.0011	mg/L		01/07/22 14:55	01/10/22 16:29	1
Pentachlorophenol	0.040	U	0.040	0.0088	mg/L		01/07/22 14:55	01/10/22 16:29	1
Pyridine	0.10	U	0.10	0.0016	mg/L		01/07/22 14:55	01/10/22 16:29	1

Surrogate	*%Recovery*	*Qualifier*	*Limits*	*Prepared*	*Analyzed*	*Dil Fac*
2,4,6-Tribromophenol (Surr)	*85*		*41 - 120*	*01/07/22 14:55*	*01/10/22 16:29*	*1*
2-Fluorobiphenyl (Surr)	*83*		*48 - 120*	*01/07/22 14:55*	*01/10/22 16:29*	*1*
2-Fluorophenol (Surr)	*40*		*35 - 120*	*01/07/22 14:55*	*01/10/22 16:29*	*1*
Nitrobenzene-d5 (Surr)	*75*		*46 - 120*	*01/07/22 14:55*	*01/10/22 16:29*	*1*
Phenol-d5 (Surr)	*27*		*22 - 120*	*01/07/22 14:55*	*01/10/22 16:29*	*1*
p-Terphenyl-d14 (Surr)	*103*		*60 - 148*	*01/07/22 14:55*	*01/10/22 16:29*	*1*

Method: 8081B - Organochlorine Pesticides (GC) - TCLP

Analyte	Result	Qualifier	RL	MDL	Unit	D	Prepared	Analyzed	Dil Fac
gamma-BHC (Lindane)	0.00020	U	0.00020	0.0000060	mg/L		01/07/22 11:05	01/10/22 10:50	1
Chlordane (technical)	0.0020	U	0.0020	0.000029	mg/L		01/07/22 11:05	01/10/22 10:50	1
Endrin	0.00020	U	0.00020	0.000014	mg/L		01/07/22 11:05	01/10/22 10:50	1
Heptachlor	0.00020	U	0.00020	0.0000085	mg/L		01/07/22 11:05	01/10/22 10:50	1
Heptachlor epoxide	0.00020	U *+	0.00020	0.0000053	mg/L		01/07/22 11:05	01/10/22 10:50	1
Methoxychlor	0.00020	U	0.00020	0.000014	mg/L		01/07/22 11:05	01/10/22 10:50	1
Toxaphene	0.0020	U	0.0020	0.00012	mg/L		01/07/22 11:05	01/10/22 10:50	1

Surrogate	*%Recovery*	*Qualifier*	*Limits*	*Prepared*	*Analyzed*	*Dil Fac*
DCB Decachlorobiphenyl	*76*		*20 - 120*	*01/07/22 11:05*	*01/10/22 10:50*	*1*
Tetrachloro-m-xylene	*86*		*44 - 120*	*01/07/22 11:05*	*01/10/22 10:50*	*1*

Method: 8151 - TCLP Herbicides - TCLP

Analyte	Result	Qualifier	RL	MDL	Unit	D	Prepared	Analyzed	Dil Fac
2,4-D	0.0020	U	0.0020	0.00040	mg/L		01/07/22 11:11	01/10/22 15:44	1
Silvex (2,4,5-TP)	0.0020	U	0.0020	0.00036	mg/L		01/07/22 11:11	01/10/22 15:44	1

Client Sample ID: PF8

Lab Sample ID: 480-193838-8

Date Collected: 12/28/21 09:48
Matrix: Solid
Date Received: 12/29/21 11:25

Surrogate	%Recovery	Qualifier	Limits	Prepared	Analyzed	Dil Fac
2,4-Dichlorophenylacetic acid	*10*	*S1-*	*48 - 132*	*01/07/22 11:11*	*01/10/22 15:44*	*1*

Method: 6010C - Metals (ICP) - TCLP

Analyte	Result	Qualifier	RL	MDL	Unit	D	Prepared	Analyzed	Dil Fac
Arsenic	**0.0057**	**J**	0.015	0.0056	mg/L		01/07/22 11:22	01/07/22 22:31	1
Barium	**0.47**	**J**	1.0	0.10	mg/L		01/07/22 11:22	01/07/22 22:31	1
Cadmium	**0.0014**	**J**	0.0020	0.00050	mg/L		01/07/22 11:22	01/07/22 22:31	1
Chromium	0.020	U	0.020	0.010	mg/L		01/07/22 11:22	01/07/22 22:31	1
Lead	**0.0080**	**J**	0.020	0.0030	mg/L		01/07/22 11:22	01/07/22 22:31	1
Selenium	0.025	U	0.025	0.0087	mg/L		01/07/22 11:22	01/07/22 22:31	1
Silver	0.0060	U	0.0060	0.0017	mg/L		01/07/22 11:22	01/07/22 22:31	1

Method: 7470A - TCLP Mercury - TCLP

Analyte	Result	Qualifier	RL	MDL	Unit	D	Prepared	Analyzed	Dil Fac
Mercury	0.00020	U	0.00020	0.000043	mg/L		01/07/22 12:47	01/07/22 16:38	1

General Chemistry

Analyte	Result	Qualifier	RL	MDL	Unit	D	Prepared	Analyzed	Dil Fac
Cyanide, Reactive	9.9	U	9.9	9.9	mg/Kg		01/05/22 08:30	01/06/22 10:13	1
Sulfide, Reactive	9.9	U	9.9	9.9	mg/Kg		01/05/22 08:30	01/05/22 13:30	1

Analyte	Result	Qualifier	RL	RL	Unit	D	Prepared	Analyzed	Dil Fac
Flashpoint	**>175**		50.0	50.0	Degrees F			01/11/22 15:45	1
pH	**7.7**	**HF**	0.1	0.1	SU			01/05/22 13:00	1
Temperature	**18.8**	**HF**	0.001	0.001	Degrees C			01/05/22 13:00	1

Client Sample ID: PF8

Lab Sample ID: 480-193838-8

Date Collected: 12/28/21 09:48
Matrix: Solid
Date Received: 12/29/21 11:25
Percent Solids: 82.1

Method: 8015D - Gasoline Range Organics (GRO) (GC)

Analyte	Result	Qualifier	RL	MDL	Unit	D	Prepared	Analyzed	Dil Fac
Gasoline Range Organics [C6 - C10]	**1.3**	**J B**	1.5	0.40	mg/Kg	☼	01/04/22 07:52	01/04/22 19:22	1

Surrogate	%Recovery	Qualifier	Limits	Prepared	Analyzed	Dil Fac
a,a,a-Trifluorotoluene	*93*		*46 - 156*	*01/04/22 07:52*	*01/04/22 19:22*	*1*

Method: 8015D - Diesel Range Organics (DRO) (GC)

Analyte	Result	Qualifier	RL	MDL	Unit	D	Prepared	Analyzed	Dil Fac
Diesel Range Organics [C10-C28]	20	U	20	6.0	mg/Kg	☼	01/03/22 08:28	01/04/22 13:42	1

Surrogate	%Recovery	Qualifier	Limits	Prepared	Analyzed	Dil Fac
o-Terphenyl	*83*		*48 - 125*	*01/03/22 08:28*	*01/04/22 13:42*	*1*

Method: 8082A - Polychlorinated Biphenyls (PCBs) by Gas Chromatography

Analyte	Result	Qualifier	RL	MDL	Unit	D	Prepared	Analyzed	Dil Fac
PCB-1016	0.27	U	0.27	0.052	mg/Kg	☼	01/03/22 09:57	01/05/22 01:34	1
PCB-1221	0.27	U	0.27	0.052	mg/Kg	☼	01/03/22 09:57	01/05/22 01:34	1
PCB-1232	0.27	U	0.27	0.052	mg/Kg	☼	01/03/22 09:57	01/05/22 01:34	1
PCB-1242	0.27	U	0.27	0.052	mg/Kg	☼	01/03/22 09:57	01/05/22 01:34	1
PCB-1248	0.27	U	0.27	0.052	mg/Kg	☼	01/03/22 09:57	01/05/22 01:34	1
PCB-1254	0.27	U	0.27	0.12	mg/Kg	☼	01/03/22 09:57	01/05/22 01:34	1

Client Sample ID: PF8

Lab Sample ID: 480-193838-8
Date Collected: 12/28/21 09:48
Matrix: Solid
Date Received: 12/29/21 11:25
Percent Solids: 82.1

Method: 8082A - Polychlorinated Biphenyls (PCBs) by Gas Chromatography (Continued)

Analyte	Result	Qualifier	RL	MDL	Unit	D	Prepared	Analyzed	Dil Fac
PCB-1260	0.27	U	0.27	0.12	mg/Kg	☼	01/03/22 09:57	01/05/22 01:34	1
PCB-1262	0.27	U	0.27	0.12	mg/Kg	☼	01/03/22 09:57	01/05/22 01:34	1
PCB-1268	0.27	U	0.27	0.12	mg/Kg	☼	01/03/22 09:57	01/05/22 01:34	1

Surrogate	*%Recovery*	*Qualifier*	*Limits*	*Prepared*	*Analyzed*	*Dil Fac*
DCB Decachlorobiphenyl	*158*		*65 - 174*	*01/03/22 09:57*	*01/05/22 01:34*	*1*
Tetrachloro-m-xylene	*135*		*60 - 154*	*01/03/22 09:57*	*01/05/22 01:34*	*1*

Client Sample ID: PF9

Lab Sample ID: 480-193838-9
Date Collected: 12/28/21 09:54
Matrix: Solid
Date Received: 12/29/21 11:25

Method: 8260C - TCLP Volatiles - TCLP

Analyte	Result	Qualifier	RL	MDL	Unit	D	Prepared	Analyzed	Dil Fac
1,1-Dichloroethene	0.010	U	0.010	0.0029	mg/L			01/10/22 13:50	10
1,2-Dichloroethane	0.010	U	0.010	0.0021	mg/L			01/10/22 13:50	10
2-Butanone (MEK)	0.050	U	0.050	0.013	mg/L			01/10/22 13:50	10
Benzene	0.010	U	0.010	0.0041	mg/L			01/10/22 13:50	10
Carbon tetrachloride	0.010	U	0.010	0.0027	mg/L			01/10/22 13:50	10
Chlorobenzene	0.010	U	0.010	0.0075	mg/L			01/10/22 13:50	10
Chloroform	0.010	U	0.010	0.0034	mg/L			01/10/22 13:50	10
Tetrachloroethene	0.010	U	0.010	0.0036	mg/L			01/10/22 13:50	10
Trichloroethene	0.010	U	0.010	0.0046	mg/L			01/10/22 13:50	10
Vinyl chloride	0.010	U	0.010	0.0090	mg/L			01/10/22 13:50	10

Surrogate	*%Recovery*	*Qualifier*	*Limits*	*Prepared*	*Analyzed*	*Dil Fac*
1,2-Dichloroethane-d4 (Surr)	*106*		*77 - 120*		*01/10/22 13:50*	*10*
4-Bromofluorobenzene (Surr)	*104*		*73 - 120*		*01/10/22 13:50*	*10*
Dibromofluoromethane (Surr)	*103*		*75 - 123*		*01/10/22 13:50*	*10*
Toluene-d8 (Surr)	*100*		*80 - 120*		*01/10/22 13:50*	*10*

Method: 8270D - Semivolatile Organic Compounds (GC/MS) - TCLP

Analyte	Result	Qualifier	RL	MDL	Unit	D	Prepared	Analyzed	Dil Fac
1,4-Dichlorobenzene	0.040	U	0.040	0.0018	mg/L		01/07/22 14:55	01/10/22 16:53	1
2,4,5-Trichlorophenol	0.020	U	0.020	0.0019	mg/L		01/07/22 14:55	01/10/22 16:53	1
2,4,6-Trichlorophenol	0.020	U	0.020	0.0024	mg/L		01/07/22 14:55	01/10/22 16:53	1
2,4-Dinitrotoluene	0.020	U	0.020	0.0017	mg/L		01/07/22 14:55	01/10/22 16:53	1
2-Methylphenol	0.020	U	0.020	0.0016	mg/L		01/07/22 14:55	01/10/22 16:53	1
3-Methylphenol	0.040	U	0.040	0.0016	mg/L		01/07/22 14:55	01/10/22 16:53	1
4-Methylphenol	0.040	U	0.040	0.0014	mg/L		01/07/22 14:55	01/10/22 16:53	1
Hexachlorobenzene	0.020	U	0.020	0.0020	mg/L		01/07/22 14:55	01/10/22 16:53	1
Hexachlorobutadiene	0.020	U	0.020	0.0027	mg/L		01/07/22 14:55	01/10/22 16:53	1
Hexachloroethane	0.020	U	0.020	0.0023	mg/L		01/07/22 14:55	01/10/22 16:53	1
Nitrobenzene	0.020	U	0.020	0.0011	mg/L		01/07/22 14:55	01/10/22 16:53	1
Pentachlorophenol	0.040	U	0.040	0.0088	mg/L		01/07/22 14:55	01/10/22 16:53	1
Pyridine	0.10	U	0.10	0.0016	mg/L		01/07/22 14:55	01/10/22 16:53	1

Surrogate	*%Recovery*	*Qualifier*	*Limits*	*Prepared*	*Analyzed*	*Dil Fac*
2,4,6-Tribromophenol (Surr)	*83*		*41 - 120*	*01/07/22 14:55*	*01/10/22 16:53*	*1*
2-Fluorobiphenyl (Surr)	*80*		*48 - 120*	*01/07/22 14:55*	*01/10/22 16:53*	*1*
2-Fluorophenol (Surr)	*39*		*35 - 120*	*01/07/22 14:55*	*01/10/22 16:53*	*1*

Client Sample ID: PF9

Date Collected: 12/28/21 09:54
Date Received: 12/29/21 11:25

Lab Sample ID: 480-193838-9

Matrix: Solid

Method: 8270D - Semivolatile Organic Compounds (GC/MS) - TCLP (Continued)

Surrogate	*%Recovery*	*Qualifier*	*Limits*	*Prepared*	*Analyzed*	*Dil Fac*
Nitrobenzene-d5 (Surr)	*77*		*46 - 120*	*01/07/22 14:55*	*01/10/22 16:53*	*1*
Phenol-d5 (Surr)	*28*		*22 - 120*	*01/07/22 14:55*	*01/10/22 16:53*	*1*
p-Terphenyl-d14 (Surr)	*95*		*60 - 148*	*01/07/22 14:55*	*01/10/22 16:53*	*1*

Method: 8081B - Organochlorine Pesticides (GC) - TCLP

Analyte	Result	Qualifier	RL	MDL	Unit	D	Prepared	Analyzed	Dil Fac
gamma-BHC (Lindane)	0.00020	U	0.00020	0.0000060	mg/L		01/07/22 11:05	01/10/22 11:10	1
Chlordane (technical)	0.0020	U	0.0020	0.000029	mg/L		01/07/22 11:05	01/10/22 11:10	1
Endrin	0.00020	U	0.00020	0.000014	mg/L		01/07/22 11:05	01/10/22 11:10	1
Heptachlor	0.00020	U	0.00020	0.0000085	mg/L		01/07/22 11:05	01/10/22 11:10	1
Heptachlor epoxide	0.00020	U *+	0.00020	0.0000053	mg/L		01/07/22 11:05	01/10/22 11:10	1
Methoxychlor	0.00020	U	0.00020	0.000014	mg/L		01/07/22 11:05	01/10/22 11:10	1
Toxaphene	0.0020	U	0.0020	0.00012	mg/L		01/07/22 11:05	01/10/22 11:10	1

Surrogate	*%Recovery*	*Qualifier*	*Limits*	*Prepared*	*Analyzed*	*Dil Fac*
DCB Decachlorobiphenyl	*91*		*20 - 120*	*01/07/22 11:05*	*01/10/22 11:10*	*1*
Tetrachloro-m-xylene	*83*		*44 - 120*	*01/07/22 11:05*	*01/10/22 11:10*	*1*

Method: 8151 - TCLP Herbicides - TCLP

Analyte	Result	Qualifier	RL	MDL	Unit	D	Prepared	Analyzed	Dil Fac
2,4-D	0.0020	U	0.0020	0.00040	mg/L		01/07/22 11:11	01/10/22 16:14	1
Silvex (2,4,5-TP)	0.0020	U	0.0020	0.00036	mg/L		01/07/22 11:11	01/10/22 16:14	1

Surrogate	*%Recovery*	*Qualifier*	*Limits*	*Prepared*	*Analyzed*	*Dil Fac*
2,4-Dichlorophenylacetic acid	*10*	*S1-*	*48 - 132*	*01/07/22 11:11*	*01/10/22 16:14*	*1*

Method: 6010C - Metals (ICP) - TCLP

Analyte	Result	Qualifier	RL	MDL	Unit	D	Prepared	Analyzed	Dil Fac
Arsenic	0.015	U	0.015	0.0056	mg/L		01/07/22 11:22	01/07/22 22:46	1
Barium	**0.49**	**J**	1.0	0.10	mg/L		01/07/22 11:22	01/07/22 22:46	1
Cadmium	**0.0021**		0.0020	0.00050	mg/L		01/07/22 11:22	01/07/22 22:46	1
Chromium	0.020	U	0.020	0.010	mg/L		01/07/22 11:22	01/07/22 22:46	1
Lead	**0.0055**	**J**	0.020	0.0030	mg/L		01/07/22 11:22	01/07/22 22:46	1
Selenium	0.025	U	0.025	0.0087	mg/L		01/07/22 11:22	01/07/22 22:46	1
Silver	0.0060	U	0.0060	0.0017	mg/L		01/07/22 11:22	01/07/22 22:46	1

Method: 7470A - TCLP Mercury - TCLP

Analyte	Result	Qualifier	RL	MDL	Unit	D	Prepared	Analyzed	Dil Fac
Mercury	0.00020	U	0.00020	0.000043	mg/L		01/07/22 12:47	01/07/22 16:39	1

General Chemistry

Analyte	Result	Qualifier	RL	MDL	Unit	D	Prepared	Analyzed	Dil Fac
Cyanide, Reactive	9.9	U	9.9	9.9	mg/Kg		01/05/22 08:30	01/06/22 10:14	1
Sulfide, Reactive	9.9	U	9.9	9.9	mg/Kg		01/05/22 08:30	01/05/22 13:30	1

Analyte	Result	Qualifier	RL	RL	Unit	D	Prepared	Analyzed	Dil Fac
Flashpoint	**>180**		50.0	50.0	Degrees F			01/11/22 15:34	1
pH	**6.8**	**HF**	0.1	0.1	SU			01/05/22 13:00	1
Temperature	**18.7**	**HF**	0.001	0.001	Degrees C			01/05/22 13:00	1

Client Sample ID: PF9

Lab Sample ID: 480-193838-9
Date Collected: 12/28/21 09:54
Matrix: Solid
Date Received: 12/29/21 11:25
Percent Solids: 83.2

Method: 8015D - Gasoline Range Organics (GRO) (GC)

Analyte	Result	Qualifier	RL	MDL	Unit	D	Prepared	Analyzed	Dil Fac
Gasoline Range Organics [C6 - C10]	1.4	U	1.4	0.37	mg/Kg	☼	01/04/22 07:52	01/04/22 20:34	1

Surrogate	*%Recovery*	*Qualifier*	*Limits*	*Prepared*	*Analyzed*	*Dil Fac*
a,a,a-Trifluorotoluene	*91*		*46 - 156*	*01/04/22 07:52*	*01/04/22 20:34*	*1*

Method: 8015D - Diesel Range Organics (DRO) (GC)

Analyte	Result	Qualifier	RL	MDL	Unit	D	Prepared	Analyzed	Dil Fac
Diesel Range Organics [C10-C28]	**7.6**	**J**	20	6.0	mg/Kg	☼	01/03/22 08:28	01/04/22 14:54	1

Surrogate	*%Recovery*	*Qualifier*	*Limits*	*Prepared*	*Analyzed*	*Dil Fac*
o-Terphenyl	*83*		*48 - 125*	*01/03/22 08:28*	*01/04/22 14:54*	*1*

Method: 8082A - Polychlorinated Biphenyls (PCBs) by Gas Chromatography

Analyte	Result	Qualifier	RL	MDL	Unit	D	Prepared	Analyzed	Dil Fac
PCB-1016	0.26	U	0.26	0.051	mg/Kg	☼	01/03/22 09:57	01/05/22 01:46	1
PCB-1221	0.26	U	0.26	0.051	mg/Kg	☼	01/03/22 09:57	01/05/22 01:46	1
PCB-1232	0.26	U	0.26	0.051	mg/Kg	☼	01/03/22 09:57	01/05/22 01:46	1
PCB-1242	0.26	U	0.26	0.051	mg/Kg	☼	01/03/22 09:57	01/05/22 01:46	1
PCB-1248	0.26	U	0.26	0.051	mg/Kg	☼	01/03/22 09:57	01/05/22 01:46	1
PCB-1254	0.26	U	0.26	0.12	mg/Kg	☼	01/03/22 09:57	01/05/22 01:46	1
PCB-1260	0.26	U	0.26	0.12	mg/Kg	☼	01/03/22 09:57	01/05/22 01:46	1
PCB-1262	0.26	U	0.26	0.12	mg/Kg	☼	01/03/22 09:57	01/05/22 01:46	1
PCB-1268	0.26	U	0.26	0.12	mg/Kg	☼	01/03/22 09:57	01/05/22 01:46	1

Surrogate	*%Recovery*	*Qualifier*	*Limits*	*Prepared*	*Analyzed*	*Dil Fac*
DCB Decachlorobiphenyl	*151*		*65 - 174*	*01/03/22 09:57*	*01/05/22 01:46*	*1*
Tetrachloro-m-xylene	*132*		*60 - 154*	*01/03/22 09:57*	*01/05/22 01:46*	*1*

Client Sample ID: PF10

Lab Sample ID: 480-193838-10
Date Collected: 12/28/21 10:00
Matrix: Solid
Date Received: 12/29/21 11:25

Method: 8260C - TCLP Volatiles - TCLP

Analyte	Result	Qualifier	RL	MDL	Unit	D	Prepared	Analyzed	Dil Fac
1,1-Dichloroethene	0.010	U	0.010	0.0029	mg/L			01/10/22 14:13	10
1,2-Dichloroethane	0.010	U	0.010	0.0021	mg/L			01/10/22 14:13	10
2-Butanone (MEK)	0.050	U	0.050	0.013	mg/L			01/10/22 14:13	10
Benzene	0.010	U	0.010	0.0041	mg/L			01/10/22 14:13	10
Carbon tetrachloride	0.010	U	0.010	0.0027	mg/L			01/10/22 14:13	10
Chlorobenzene	0.010	U	0.010	0.0075	mg/L			01/10/22 14:13	10
Chloroform	0.010	U	0.010	0.0034	mg/L			01/10/22 14:13	10
Tetrachloroethene	0.010	U	0.010	0.0036	mg/L			01/10/22 14:13	10
Trichloroethene	0.010	U	0.010	0.0046	mg/L			01/10/22 14:13	10
Vinyl chloride	0.010	U	0.010	0.0090	mg/L			01/10/22 14:13	10

Surrogate	*%Recovery*	*Qualifier*	*Limits*	*Prepared*	*Analyzed*	*Dil Fac*
1,2-Dichloroethane-d4 (Surr)	*100*		*77 - 120*		*01/10/22 14:13*	*10*
4-Bromofluorobenzene (Surr)	*101*		*73 - 120*		*01/10/22 14:13*	*10*
Dibromofluoromethane (Surr)	*102*		*75 - 123*		*01/10/22 14:13*	*10*
Toluene-d8 (Surr)	*99*		*80 - 120*		*01/10/22 14:13*	*10*

Client Sample Results

Client: Brydges Engineering in Environment & Energy DPC
Project/Site: Pilgrim Village Family

Job ID: 480-193838-1

Client Sample ID: PF10

Date Collected: 12/28/21 10:00
Date Received: 12/29/21 11:25

Lab Sample ID: 480-193838-10

Matrix: Solid

Method: 8270D - Semivolatile Organic Compounds (GC/MS) - TCLP

Analyte	Result	Qualifier	RL	MDL	Unit	D	Prepared	Analyzed	Dil Fac
1,4-Dichlorobenzene	0.040	U	0.040	0.0018	mg/L		01/07/22 14:55	01/10/22 17:17	1
2,4,5-Trichlorophenol	0.020	U	0.020	0.0019	mg/L		01/07/22 14:55	01/10/22 17:17	1
2,4,6-Trichlorophenol	0.020	U	0.020	0.0024	mg/L		01/07/22 14:55	01/10/22 17:17	1
2,4-Dinitrotoluene	0.020	U	0.020	0.0017	mg/L		01/07/22 14:55	01/10/22 17:17	1
2-Methylphenol	0.020	U	0.020	0.0016	mg/L		01/07/22 14:55	01/10/22 17:17	1
3-Methylphenol	0.040	U	0.040	0.0016	mg/L		01/07/22 14:55	01/10/22 17:17	1
4-Methylphenol	0.040	U	0.040	0.0014	mg/L		01/07/22 14:55	01/10/22 17:17	1
Hexachlorobenzene	0.020	U	0.020	0.0020	mg/L		01/07/22 14:55	01/10/22 17:17	1
Hexachlorobutadiene	0.020	U	0.020	0.0027	mg/L		01/07/22 14:55	01/10/22 17:17	1
Hexachloroethane	0.020	U	0.020	0.0023	mg/L		01/07/22 14:55	01/10/22 17:17	1
Nitrobenzene	0.020	U	0.020	0.0011	mg/L		01/07/22 14:55	01/10/22 17:17	1
Pentachlorophenol	0.040	U	0.040	0.0088	mg/L		01/07/22 14:55	01/10/22 17:17	1
Pyridine	0.10	U	0.10	0.0016	mg/L		01/07/22 14:55	01/10/22 17:17	1

Surrogate	*%Recovery*	*Qualifier*	*Limits*	*Prepared*	*Analyzed*	*Dil Fac*
2,4,6-Tribromophenol (Surr)	*79*		*41 - 120*	*01/07/22 14:55*	*01/10/22 17:17*	*1*
2-Fluorobiphenyl (Surr)	*91*		*48 - 120*	*01/07/22 14:55*	*01/10/22 17:17*	*1*
2-Fluorophenol (Surr)	*43*		*35 - 120*	*01/07/22 14:55*	*01/10/22 17:17*	*1*
Nitrobenzene-d5 (Surr)	*83*		*46 - 120*	*01/07/22 14:55*	*01/10/22 17:17*	*1*
Phenol-d5 (Surr)	*30*		*22 - 120*	*01/07/22 14:55*	*01/10/22 17:17*	*1*
p-Terphenyl-d14 (Surr)	*102*		*60 - 148*	*01/07/22 14:55*	*01/10/22 17:17*	*1*

Method: 8081B - Organochlorine Pesticides (GC) - TCLP

Analyte	Result	Qualifier	RL	MDL	Unit	D	Prepared	Analyzed	Dil Fac
gamma-BHC (Lindane)	0.00020	U	0.00020	0.0000060	mg/L		01/07/22 11:05	01/10/22 11:29	1
Chlordane (technical)	0.0020	U	0.0020	0.000029	mg/L		01/07/22 11:05	01/10/22 11:29	1
Endrin	0.00020	U	0.00020	0.000014	mg/L		01/07/22 11:05	01/10/22 11:29	1
Heptachlor	0.00020	U	0.00020	0.0000085	mg/L		01/07/22 11:05	01/10/22 11:29	1
Heptachlor epoxide	0.00020	U *+	0.00020	0.0000053	mg/L		01/07/22 11:05	01/10/22 11:29	1
Methoxychlor	0.00020	U	0.00020	0.000014	mg/L		01/07/22 11:05	01/10/22 11:29	1
Toxaphene	0.0020	U	0.0020	0.00012	mg/L		01/07/22 11:05	01/10/22 11:29	1

Surrogate	*%Recovery*	*Qualifier*	*Limits*	*Prepared*	*Analyzed*	*Dil Fac*
DCB Decachlorobiphenyl	*87*		*20 - 120*	*01/07/22 11:05*	*01/10/22 11:29*	*1*
Tetrachloro-m-xylene	*81*		*44 - 120*	*01/07/22 11:05*	*01/10/22 11:29*	*1*

Method: 8151 - TCLP Herbicides - TCLP

Analyte	Result	Qualifier	RL	MDL	Unit	D	Prepared	Analyzed	Dil Fac
2,4-D	0.0020	U	0.0020	0.00040	mg/L		01/07/22 11:11	01/10/22 16:43	1
Silvex (2,4,5-TP)	0.0020	U	0.0020	0.00036	mg/L		01/07/22 11:11	01/10/22 16:43	1

Surrogate	*%Recovery*	*Qualifier*	*Limits*	*Prepared*	*Analyzed*	*Dil Fac*
2,4-Dichlorophenylacetic acid	*6*	*S1-*	*48 - 132*	*01/07/22 11:11*	*01/10/22 16:43*	*1*

Method: 6010C - Metals (ICP) - TCLP

Analyte	Result	Qualifier	RL	MDL	Unit	D	Prepared	Analyzed	Dil Fac
Arsenic	0.015	U	0.015	0.0056	mg/L		01/07/22 11:22	01/07/22 22:50	1
Barium	**0.59**	**J**	1.0	0.10	mg/L		01/07/22 11:22	01/07/22 22:50	1
Cadmium	**0.0021**		0.0020	0.00050	mg/L		01/07/22 11:22	01/07/22 22:50	1
Chromium	0.020	U	0.020	0.010	mg/L		01/07/22 11:22	01/07/22 22:50	1
Lead	**0.010**	**J**	0.020	0.0030	mg/L		01/07/22 11:22	01/07/22 22:50	1

Client Sample ID: PF10

Lab Sample ID: 480-193838-10

Date Collected: 12/28/21 10:00
Matrix: Solid
Date Received: 12/29/21 11:25

Method: 6010C - Metals (ICP) - TCLP (Continued)

Analyte	Result	Qualifier	RL	MDL	Unit	D	Prepared	Analyzed	Dil Fac
Selenium	0.025	U	0.025	0.0087	mg/L		01/07/22 11:22	01/07/22 22:50	1
Silver	0.0060	U	0.0060	0.0017	mg/L		01/07/22 11:22	01/07/22 22:50	1

Method: 7470A - TCLP Mercury - TCLP

Analyte	Result	Qualifier	RL	MDL	Unit	D	Prepared	Analyzed	Dil Fac
Mercury	0.00020	U	0.00020	0.000043	mg/L		01/07/22 12:47	01/07/22 16:40	1

General Chemistry

Analyte	Result	Qualifier	RL	MDL	Unit	D	Prepared	Analyzed	Dil Fac
Cyanide, Reactive	9.9	U	9.9	9.9	mg/Kg		01/06/22 12:52	01/06/22 13:29	1
Sulfide, Reactive	9.9	U	9.9	9.9	mg/Kg		01/06/22 12:52	01/06/22 13:00	1

Analyte	Result	Qualifier	RL	RL	Unit	D	Prepared	Analyzed	Dil Fac
Flashpoint	**>175**		50.0	50.0	Degrees F			01/11/22 15:45	1
pH	**7.7**	**HF**	0.1	0.1	SU			01/05/22 13:00	1
Temperature	**18.8**	**HF**	0.001	0.001	Degrees C			01/05/22 13:00	1

Client Sample ID: PF10

Lab Sample ID: 480-193838-10

Date Collected: 12/28/21 10:00
Matrix: Solid
Date Received: 12/29/21 11:25
Percent Solids: 82.2

Method: 8015D - Gasoline Range Organics (GRO) (GC)

Analyte	Result	Qualifier	RL	MDL	Unit	D	Prepared	Analyzed	Dil Fac
Gasoline Range Organics [C6 - C10]	**1.1**	**J B**	1.4	0.36	mg/Kg	☼	01/04/22 07:52	01/04/22 21:11	1

Surrogate	*%Recovery*	*Qualifier*	*Limits*	*Prepared*	*Analyzed*	*Dil Fac*
a,a,a-Trifluorotoluene	*97*		*46 - 156*	*01/04/22 07:52*	*01/04/22 21:11*	*1*

Method: 8015D - Diesel Range Organics (DRO) (GC)

Analyte	Result	Qualifier	RL	MDL	Unit	D	Prepared	Analyzed	Dil Fac
Diesel Range Organics [C10-C28]	20	U	20	6.0	mg/Kg	☼	01/03/22 08:28	01/04/22 15:30	1

Surrogate	*%Recovery*	*Qualifier*	*Limits*	*Prepared*	*Analyzed*	*Dil Fac*
o-Terphenyl	*81*		*48 - 125*	*01/03/22 08:28*	*01/04/22 15:30*	*1*

Method: 8082A - Polychlorinated Biphenyls (PCBs) by Gas Chromatography

Analyte	Result	Qualifier	RL	MDL	Unit	D	Prepared	Analyzed	Dil Fac
PCB-1016	0.29	U	0.29	0.057	mg/Kg	☼	01/03/22 09:57	01/05/22 01:59	1
PCB-1221	0.29	U	0.29	0.057	mg/Kg	☼	01/03/22 09:57	01/05/22 01:59	1
PCB-1232	0.29	U	0.29	0.057	mg/Kg	☼	01/03/22 09:57	01/05/22 01:59	1
PCB-1242	0.29	U	0.29	0.057	mg/Kg	☼	01/03/22 09:57	01/05/22 01:59	1
PCB-1248	0.29	U	0.29	0.057	mg/Kg	☼	01/03/22 09:57	01/05/22 01:59	1
PCB-1254	0.29	U	0.29	0.14	mg/Kg	☼	01/03/22 09:57	01/05/22 01:59	1
PCB-1260	0.29	U	0.29	0.14	mg/Kg	☼	01/03/22 09:57	01/05/22 01:59	1
PCB-1262	0.29	U	0.29	0.14	mg/Kg	☼	01/03/22 09:57	01/05/22 01:59	1
PCB-1268	0.29	U	0.29	0.14	mg/Kg	☼	01/03/22 09:57	01/05/22 01:59	1

Surrogate	*%Recovery*	*Qualifier*	*Limits*	*Prepared*	*Analyzed*	*Dil Fac*
DCB Decachlorobiphenyl	*167*		*65 - 174*	*01/03/22 09:57*	*01/05/22 01:59*	*1*
Tetrachloro-m-xylene	*141*		*60 - 154*	*01/03/22 09:57*	*01/05/22 01:59*	*1*

Client Sample Results

Client: Brydges Engineering in Environment & Energy DPC
Project/Site: Pilgrim Village Family

Job ID: 480-193838-1

Client Sample ID: PF11

Date Collected: 12/28/21 10:06
Date Received: 12/29/21 11:25

Lab Sample ID: 480-193838-11

Matrix: Solid

Method: 8260C - TCLP Volatiles - TCLP

Analyte	Result	Qualifier	RL	MDL	Unit	D	Prepared	Analyzed	Dil Fac
1,1-Dichloroethene	0.010	U	0.010	0.0029	mg/L			01/10/22 14:37	10
1,2-Dichloroethane	0.010	U	0.010	0.0021	mg/L			01/10/22 14:37	10
2-Butanone (MEK)	0.050	U	0.050	0.013	mg/L			01/10/22 14:37	10
Benzene	0.010	U	0.010	0.0041	mg/L			01/10/22 14:37	10
Carbon tetrachloride	0.010	U	0.010	0.0027	mg/L			01/10/22 14:37	10
Chlorobenzene	0.010	U	0.010	0.0075	mg/L			01/10/22 14:37	10
Chloroform	0.010	U	0.010	0.0034	mg/L			01/10/22 14:37	10
Tetrachloroethene	0.010	U	0.010	0.0036	mg/L			01/10/22 14:37	10
Trichloroethene	0.010	U	0.010	0.0046	mg/L			01/10/22 14:37	10
Vinyl chloride	0.010	U	0.010	0.0090	mg/L			01/10/22 14:37	10

Surrogate	*%Recovery*	*Qualifier*	*Limits*	*Prepared*	*Analyzed*	*Dil Fac*
1,2-Dichloroethane-d4 (Surr)	*105*		*77 - 120*		*01/10/22 14:37*	*10*
4-Bromofluorobenzene (Surr)	*103*		*73 - 120*		*01/10/22 14:37*	*10*
Dibromofluoromethane (Surr)	*106*		*75 - 123*		*01/10/22 14:37*	*10*
Toluene-d8 (Surr)	*101*		*80 - 120*		*01/10/22 14:37*	*10*

Method: 8270D - Semivolatile Organic Compounds (GC/MS) - TCLP

Analyte	Result	Qualifier	RL	MDL	Unit	D	Prepared	Analyzed	Dil Fac
1,4-Dichlorobenzene	0.040	U	0.040	0.0018	mg/L		01/07/22 14:55	01/10/22 17:41	1
2,4,5-Trichlorophenol	0.020	U	0.020	0.0019	mg/L		01/07/22 14:55	01/10/22 17:41	1
2,4,6-Trichlorophenol	0.020	U	0.020	0.0024	mg/L		01/07/22 14:55	01/10/22 17:41	1
2,4-Dinitrotoluene	0.020	U	0.020	0.0017	mg/L		01/07/22 14:55	01/10/22 17:41	1
2-Methylphenol	0.020	U	0.020	0.0016	mg/L		01/07/22 14:55	01/10/22 17:41	1
3-Methylphenol	0.040	U	0.040	0.0016	mg/L		01/07/22 14:55	01/10/22 17:41	1
4-Methylphenol	0.040	U	0.040	0.0014	mg/L		01/07/22 14:55	01/10/22 17:41	1
Hexachlorobenzene	0.020	U	0.020	0.0020	mg/L		01/07/22 14:55	01/10/22 17:41	1
Hexachlorobutadiene	0.020	U	0.020	0.0027	mg/L		01/07/22 14:55	01/10/22 17:41	1
Hexachloroethane	0.020	U	0.020	0.0023	mg/L		01/07/22 14:55	01/10/22 17:41	1
Nitrobenzene	0.020	U	0.020	0.0011	mg/L		01/07/22 14:55	01/10/22 17:41	1
Pentachlorophenol	0.040	U	0.040	0.0088	mg/L		01/07/22 14:55	01/10/22 17:41	1
Pyridine	0.10	U	0.10	0.0016	mg/L		01/07/22 14:55	01/10/22 17:41	1

Surrogate	*%Recovery*	*Qualifier*	*Limits*	*Prepared*	*Analyzed*	*Dil Fac*
2,4,6-Tribromophenol (Surr)	*94*		*41 - 120*	*01/07/22 14:55*	*01/10/22 17:41*	*1*
2-Fluorobiphenyl (Surr)	*100*		*48 - 120*	*01/07/22 14:55*	*01/10/22 17:41*	*1*
2-Fluorophenol (Surr)	*47*		*35 - 120*	*01/07/22 14:55*	*01/10/22 17:41*	*1*
Nitrobenzene-d5 (Surr)	*92*		*46 - 120*	*01/07/22 14:55*	*01/10/22 17:41*	*1*
Phenol-d5 (Surr)	*33*		*22 - 120*	*01/07/22 14:55*	*01/10/22 17:41*	*1*
p-Terphenyl-d14 (Surr)	*116*		*60 - 148*	*01/07/22 14:55*	*01/10/22 17:41*	*1*

Method: 8081B - Organochlorine Pesticides (GC) - TCLP

Analyte	Result	Qualifier	RL	MDL	Unit	D	Prepared	Analyzed	Dil Fac
gamma-BHC (Lindane)	0.00020	U	0.00020	0.0000060	mg/L		01/07/22 11:05	01/10/22 11:49	1
Chlordane (technical)	0.0020	U	0.0020	0.000029	mg/L		01/07/22 11:05	01/10/22 11:49	1
Endrin	0.00020	U	0.00020	0.000014	mg/L		01/07/22 11:05	01/10/22 11:49	1
Heptachlor	0.00020	U	0.00020	0.0000085	mg/L		01/07/22 11:05	01/10/22 11:49	1
Heptachlor epoxide	0.00020	U *+	0.00020	0.0000053	mg/L		01/07/22 11:05	01/10/22 11:49	1
Methoxychlor	0.00020	U	0.00020	0.000014	mg/L		01/07/22 11:05	01/10/22 11:49	1
Toxaphene	0.0020	U	0.0020	0.00012	mg/L		01/07/22 11:05	01/10/22 11:49	1

Client Sample ID: PF11
Lab Sample ID: 480-193838-11

Date Collected: 12/28/21 10:06
Matrix: Solid
Date Received: 12/29/21 11:25

Surrogate	*%Recovery*	*Qualifier*	*Limits*	*Prepared*	*Analyzed*	*Dil Fac*
DCB Decachlorobiphenyl	*79*		*20 - 120*	*01/07/22 11:05*	*01/10/22 11:49*	*1*
Tetrachloro-m-xylene	*80*		*44 - 120*	*01/07/22 11:05*	*01/10/22 11:49*	*1*

Method: 8151 - TCLP Herbicides - TCLP

Analyte	Result	Qualifier	RL	MDL	Unit	D	Prepared	Analyzed	Dil Fac
2,4-D	0.0020	U	0.0020	0.00040	mg/L		01/07/22 11:11	01/10/22 17:13	1
Silvex (2,4,5-TP)	0.0020	U	0.0020	0.00036	mg/L		01/07/22 11:11	01/10/22 17:13	1

Surrogate	*%Recovery*	*Qualifier*	*Limits*	*Prepared*	*Analyzed*	*Dil Fac*
2,4-Dichlorophenylacetic acid	*12*	*S1-*	*48 - 132*	*01/07/22 11:11*	*01/10/22 17:13*	*1*

Method: 6010C - Metals (ICP) - TCLP

Analyte	Result	Qualifier	RL	MDL	Unit	D	Prepared	Analyzed	Dil Fac
Arsenic	0.015	U	0.015	0.0056	mg/L		01/07/22 11:22	01/07/22 22:54	1
Barium	**0.54**	**J**	1.0	0.10	mg/L		01/07/22 11:22	01/07/22 22:54	1
Cadmium	**0.0020**		0.0020	0.00050	mg/L		01/07/22 11:22	01/07/22 22:54	1
Chromium	0.020	U	0.020	0.010	mg/L		01/07/22 11:22	01/07/22 22:54	1
Lead	**0.016**	**J**	0.020	0.0030	mg/L		01/07/22 11:22	01/07/22 22:54	1
Selenium	0.025	U	0.025	0.0087	mg/L		01/07/22 11:22	01/07/22 22:54	1
Silver	0.0060	U	0.0060	0.0017	mg/L		01/07/22 11:22	01/07/22 22:54	1

Method: 7470A - TCLP Mercury - TCLP

Analyte	Result	Qualifier	RL	MDL	Unit	D	Prepared	Analyzed	Dil Fac
Mercury	0.00020	U	0.00020	0.000043	mg/L		01/07/22 12:47	01/07/22 16:42	1

General Chemistry

Analyte	Result	Qualifier	RL	MDL	Unit	D	Prepared	Analyzed	Dil Fac
Cyanide, Reactive	10	U	10	10	mg/Kg		01/06/22 12:52	01/06/22 13:31	1
Sulfide, Reactive	10	U	10	10	mg/Kg		01/06/22 12:52	01/06/22 13:00	1

Analyte	Result	Qualifier	RL	RL	Unit	D	Prepared	Analyzed	Dil Fac
Flashpoint	**>180**		50.0	50.0	Degrees F			01/11/22 15:34	1
pH	**7.8**	**HF**	0.1	0.1	SU			01/05/22 13:00	1
Temperature	**18.7**	**HF**	0.001	0.001	Degrees C			01/05/22 13:00	1

Client Sample ID: PF11
Lab Sample ID: 480-193838-11

Date Collected: 12/28/21 10:06
Matrix: Solid
Date Received: 12/29/21 11:25
Percent Solids: 84.0

Method: 8015D - Gasoline Range Organics (GRO) (GC)

Analyte	Result	Qualifier	RL	MDL	Unit	D	Prepared	Analyzed	Dil Fac
Gasoline Range Organics [C6 - C10]	**1.2**	**J B**	1.4	0.37	mg/Kg	☼	01/04/22 07:52	01/04/22 21:47	1

Surrogate	*%Recovery*	*Qualifier*	*Limits*	*Prepared*	*Analyzed*	*Dil Fac*
a,a,a-Trifluorotoluene	*91*		*46 - 156*	*01/04/22 07:52*	*01/04/22 21:47*	*1*

Method: 8015D - Diesel Range Organics (DRO) (GC)

Analyte	Result	Qualifier	RL	MDL	Unit	D	Prepared	Analyzed	Dil Fac
Diesel Range Organics [C10-C28]	20	U	20	5.9	mg/Kg	☼	01/03/22 08:28	01/04/22 16:06	1

Surrogate	*%Recovery*	*Qualifier*	*Limits*	*Prepared*	*Analyzed*	*Dil Fac*
o-Terphenyl	*85*		*48 - 125*	*01/03/22 08:28*	*01/04/22 16:06*	*1*

Client Sample ID: PF11

Lab Sample ID: 480-193838-11

Date Collected: 12/28/21 10:06
Date Received: 12/29/21 11:25

Matrix: Solid
Percent Solids: 84.0

Method: 8082A - Polychlorinated Biphenyls (PCBs) by Gas Chromatography

Analyte	Result	Qualifier	RL	MDL	Unit	D	Prepared	Analyzed	Dil Fac
PCB-1016	0.26	U	0.26	0.051	mg/Kg	☼	01/03/22 09:57	01/05/22 02:12	1
PCB-1221	0.26	U	0.26	0.051	mg/Kg	☼	01/03/22 09:57	01/05/22 02:12	1
PCB-1232	0.26	U	0.26	0.051	mg/Kg	☼	01/03/22 09:57	01/05/22 02:12	1
PCB-1242	0.26	U	0.26	0.051	mg/Kg	☼	01/03/22 09:57	01/05/22 02:12	1
PCB-1248	0.26	U	0.26	0.051	mg/Kg	☼	01/03/22 09:57	01/05/22 02:12	1
PCB-1254	0.26	U	0.26	0.12	mg/Kg	☼	01/03/22 09:57	01/05/22 02:12	1
PCB-1260	0.26	U	0.26	0.12	mg/Kg	☼	01/03/22 09:57	01/05/22 02:12	1
PCB-1262	0.26	U	0.26	0.12	mg/Kg	☼	01/03/22 09:57	01/05/22 02:12	1
PCB-1268	0.26	U	0.26	0.12	mg/Kg	☼	01/03/22 09:57	01/05/22 02:12	1

Surrogate	*%Recovery*	*Qualifier*	*Limits*	*Prepared*	*Analyzed*	*Dil Fac*
DCB Decachlorobiphenyl	*159*		*65 - 174*	*01/03/22 09:57*	*01/05/22 02:12*	*1*
Tetrachloro-m-xylene	*138*		*60 - 154*	*01/03/22 09:57*	*01/05/22 02:12*	*1*

Client Sample ID: PF12

Lab Sample ID: 480-193838-12

Date Collected: 12/28/21 10:12
Date Received: 12/29/21 11:25

Matrix: Solid

Method: 8260C - TCLP Volatiles - TCLP

Analyte	Result	Qualifier	RL	MDL	Unit	D	Prepared	Analyzed	Dil Fac
1,1-Dichloroethene	0.010	U	0.010	0.0029	mg/L			01/10/22 14:59	10
1,2-Dichloroethane	0.010	U	0.010	0.0021	mg/L			01/10/22 14:59	10
2-Butanone (MEK)	0.050	U	0.050	0.013	mg/L			01/10/22 14:59	10
Benzene	0.010	U	0.010	0.0041	mg/L			01/10/22 14:59	10
Carbon tetrachloride	0.010	U	0.010	0.0027	mg/L			01/10/22 14:59	10
Chlorobenzene	0.010	U	0.010	0.0075	mg/L			01/10/22 14:59	10
Chloroform	0.010	U	0.010	0.0034	mg/L			01/10/22 14:59	10
Tetrachloroethene	0.010	U	0.010	0.0036	mg/L			01/10/22 14:59	10
Trichloroethene	0.010	U	0.010	0.0046	mg/L			01/10/22 14:59	10
Vinyl chloride	0.010	U	0.010	0.0090	mg/L			01/10/22 14:59	10

Surrogate	*%Recovery*	*Qualifier*	*Limits*	*Prepared*	*Analyzed*	*Dil Fac*
1,2-Dichloroethane-d4 (Surr)	*103*		*77 - 120*		*01/10/22 14:59*	*10*
4-Bromofluorobenzene (Surr)	*104*		*73 - 120*		*01/10/22 14:59*	*10*
Dibromofluoromethane (Surr)	*103*		*75 - 123*		*01/10/22 14:59*	*10*
Toluene-d8 (Surr)	*100*		*80 - 120*		*01/10/22 14:59*	*10*

Method: 8270D - Semivolatile Organic Compounds (GC/MS) - TCLP

Analyte	Result	Qualifier	RL	MDL	Unit	D	Prepared	Analyzed	Dil Fac
1,4-Dichlorobenzene	0.040	U	0.040	0.0018	mg/L		01/07/22 14:55	01/10/22 18:04	1
2,4,5-Trichlorophenol	0.020	U	0.020	0.0019	mg/L		01/07/22 14:55	01/10/22 18:04	1
2,4,6-Trichlorophenol	0.020	U	0.020	0.0024	mg/L		01/07/22 14:55	01/10/22 18:04	1
2,4-Dinitrotoluene	0.020	U	0.020	0.0017	mg/L		01/07/22 14:55	01/10/22 18:04	1
2-Methylphenol	0.020	U	0.020	0.0016	mg/L		01/07/22 14:55	01/10/22 18:04	1
3-Methylphenol	0.040	U	0.040	0.0016	mg/L		01/07/22 14:55	01/10/22 18:04	1
4-Methylphenol	0.040	U	0.040	0.0014	mg/L		01/07/22 14:55	01/10/22 18:04	1
Hexachlorobenzene	0.020	U	0.020	0.0020	mg/L		01/07/22 14:55	01/10/22 18:04	1
Hexachlorobutadiene	0.020	U	0.020	0.0027	mg/L		01/07/22 14:55	01/10/22 18:04	1
Hexachloroethane	0.020	U	0.020	0.0023	mg/L		01/07/22 14:55	01/10/22 18:04	1
Nitrobenzene	0.020	U	0.020	0.0011	mg/L		01/07/22 14:55	01/10/22 18:04	1
Pentachlorophenol	0.040	U	0.040	0.0088	mg/L		01/07/22 14:55	01/10/22 18:04	1

Client Sample ID: PF12

Date Collected: 12/28/21 10:12
Date Received: 12/29/21 11:25

Lab Sample ID: 480-193838-12

Matrix: Solid

Method: 8270D - Semivolatile Organic Compounds (GC/MS) - TCLP (Continued)

Analyte	Result	Qualifier	RL	MDL	Unit	D	Prepared	Analyzed	Dil Fac
Pyridine	0.10	U	0.10	0.0016	mg/L		01/07/22 14:55	01/10/22 18:04	1

Surrogate	*%Recovery*	*Qualifier*	*Limits*	*Prepared*	*Analyzed*	*Dil Fac*
2,4,6-Tribromophenol (Surr)	*97*		*41 - 120*	*01/07/22 14:55*	*01/10/22 18:04*	*1*
2-Fluorobiphenyl (Surr)	*103*		*48 - 120*	*01/07/22 14:55*	*01/10/22 18:04*	*1*
2-Fluorophenol (Surr)	*52*		*35 - 120*	*01/07/22 14:55*	*01/10/22 18:04*	*1*
Nitrobenzene-d5 (Surr)	*96*		*46 - 120*	*01/07/22 14:55*	*01/10/22 18:04*	*1*
Phenol-d5 (Surr)	*36*		*22 - 120*	*01/07/22 14:55*	*01/10/22 18:04*	*1*
p-Terphenyl-d14 (Surr)	*114*		*60 - 148*	*01/07/22 14:55*	*01/10/22 18:04*	*1*

Method: 8081B - Organochlorine Pesticides (GC) - TCLP

Analyte	Result	Qualifier	RL	MDL	Unit	D	Prepared	Analyzed	Dil Fac
gamma-BHC (Lindane)	0.00020	U	0.00020	0.0000060	mg/L		01/07/22 11:05	01/10/22 12:08	1
Chlordane (technical)	0.0020	U	0.0020	0.000029	mg/L		01/07/22 11:05	01/10/22 12:08	1
Endrin	0.00020	U	0.00020	0.000014	mg/L		01/07/22 11:05	01/10/22 12:08	1
Heptachlor	0.00020	U	0.00020	0.0000085	mg/L		01/07/22 11:05	01/10/22 12:08	1
Heptachlor epoxide	0.00020	U *+	0.00020	0.0000053	mg/L		01/07/22 11:05	01/10/22 12:08	1
Methoxychlor	0.00020	U	0.00020	0.000014	mg/L		01/07/22 11:05	01/10/22 12:08	1
Toxaphene	0.0020	U	0.0020	0.00012	mg/L		01/07/22 11:05	01/10/22 12:08	1

Surrogate	*%Recovery*	*Qualifier*	*Limits*	*Prepared*	*Analyzed*	*Dil Fac*
DCB Decachlorobiphenyl	*74*		*20 - 120*	*01/07/22 11:05*	*01/10/22 12:08*	*1*
Tetrachloro-m-xylene	*75*		*44 - 120*	*01/07/22 11:05*	*01/10/22 12:08*	*1*

Method: 8151 - TCLP Herbicides - TCLP

Analyte	Result	Qualifier	RL	MDL	Unit	D	Prepared	Analyzed	Dil Fac
2,4-D	0.0020	U	0.0020	0.00040	mg/L		01/07/22 11:11	01/10/22 18:12	1
Silvex (2,4,5-TP)	0.0020	U	0.0020	0.00036	mg/L		01/07/22 11:11	01/10/22 18:12	1

Surrogate	*%Recovery*	*Qualifier*	*Limits*	*Prepared*	*Analyzed*	*Dil Fac*
2,4-Dichlorophenylacetic acid	*15*	*S1-*	*48 - 132*	*01/07/22 11:11*	*01/10/22 18:12*	*1*

Method: 6010C - Metals (ICP) - TCLP

Analyte	Result	Qualifier	RL	MDL	Unit	D	Prepared	Analyzed	Dil Fac
Arsenic	0.015	U	0.015	0.0056	mg/L		01/07/22 11:22	01/07/22 22:58	1
Barium	**0.58**	**J**	1.0	0.10	mg/L		01/07/22 11:22	01/07/22 22:58	1
Cadmium	**0.0034**		0.0020	0.00050	mg/L		01/07/22 11:22	01/07/22 22:58	1
Chromium	0.020	U	0.020	0.010	mg/L		01/07/22 11:22	01/07/22 22:58	1
Lead	**0.066**		0.020	0.0030	mg/L		01/07/22 11:22	01/07/22 22:58	1
Selenium	0.025	U	0.025	0.0087	mg/L		01/07/22 11:22	01/07/22 22:58	1
Silver	0.0060	U	0.0060	0.0017	mg/L		01/07/22 11:22	01/07/22 22:58	1

Method: 7470A - TCLP Mercury - TCLP

Analyte	Result	Qualifier	RL	MDL	Unit	D	Prepared	Analyzed	Dil Fac
Mercury	0.00020	U	0.00020	0.000043	mg/L		01/07/22 12:47	01/07/22 16:43	1

General Chemistry

Analyte	Result	Qualifier	RL	MDL	Unit	D	Prepared	Analyzed	Dil Fac
Cyanide, Reactive	9.9	U	9.9	9.9	mg/Kg		01/06/22 12:52	01/06/22 13:32	1
Sulfide, Reactive	9.9	U	9.9	9.9	mg/Kg		01/06/22 12:52	01/06/22 13:00	1

Client Sample ID: PF12
Lab Sample ID: 480-193838-12

Date Collected: 12/28/21 10:12
Matrix: Solid
Date Received: 12/29/21 11:25

Analyte	Result	Qualifier	RL	RL	Unit	D	Prepared	Analyzed	Dil Fac
Flashpoint	>180		50.0	50.0	Degrees F			01/12/22 14:11	1
pH	7.9	HF	0.1	0.1	SU			01/05/22 13:00	1
Temperature	18.7	HF	0.001	0.001	Degrees C			01/05/22 13:00	1

Client Sample ID: PF12
Lab Sample ID: 480-193838-12

Date Collected: 12/28/21 10:12
Matrix: Solid
Date Received: 12/29/21 11:25
Percent Solids: 85.9

Method: 8015D - Gasoline Range Organics (GRO) (GC)

Analyte	Result	Qualifier	RL	MDL	Unit	D	Prepared	Analyzed	Dil Fac
Gasoline Range Organics [C6 - C10]	1.1	J B	1.4	0.36	mg/Kg	☼	01/04/22 07:52	01/04/22 22:23	1

Surrogate	*%Recovery*	*Qualifier*	*Limits*	*Prepared*	*Analyzed*	*Dil Fac*
a,a,a-Trifluorotoluene	*86*		*46 - 156*	*01/04/22 07:52*	*01/04/22 22:23*	*1*

Method: 8015D - Diesel Range Organics (DRO) (GC)

Analyte	Result	Qualifier	RL	MDL	Unit	D	Prepared	Analyzed	Dil Fac
Diesel Range Organics [C10-C28]	19	U	19	5.8	mg/Kg	☼	01/03/22 08:28	01/04/22 16:42	1

Surrogate	*%Recovery*	*Qualifier*	*Limits*	*Prepared*	*Analyzed*	*Dil Fac*
o-Terphenyl	*87*		*48 - 125*	*01/03/22 08:28*	*01/04/22 16:42*	*1*

Method: 8082A - Polychlorinated Biphenyls (PCBs) by Gas Chromatography

Analyte	Result	Qualifier	RL	MDL	Unit	D	Prepared	Analyzed	Dil Fac
PCB-1016	0.29	U	0.29	0.056	mg/Kg	☼	01/03/22 08:48	01/04/22 16:34	1
PCB-1221	0.29	U	0.29	0.056	mg/Kg	☼	01/03/22 08:48	01/04/22 16:34	1
PCB-1232	0.29	U	0.29	0.056	mg/Kg	☼	01/03/22 08:48	01/04/22 16:34	1
PCB-1242	0.29	U	0.29	0.056	mg/Kg	☼	01/03/22 08:48	01/04/22 16:34	1
PCB-1248	0.29	U	0.29	0.056	mg/Kg	☼	01/03/22 08:48	01/04/22 16:34	1
PCB-1254	0.29	U	0.29	0.13	mg/Kg	☼	01/03/22 08:48	01/04/22 16:34	1
PCB-1260	0.29	U	0.29	0.13	mg/Kg	☼	01/03/22 08:48	01/04/22 16:34	1
PCB-1262	0.29	U	0.29	0.13	mg/Kg	☼	01/03/22 08:48	01/04/22 16:34	1
PCB-1268	0.29	U	0.29	0.13	mg/Kg	☼	01/03/22 08:48	01/04/22 16:34	1

Surrogate	*%Recovery*	*Qualifier*	*Limits*	*Prepared*	*Analyzed*	*Dil Fac*
DCB Decachlorobiphenyl	*126*		*65 - 174*	*01/03/22 08:48*	*01/04/22 16:34*	*1*
Tetrachloro-m-xylene	*117*		*60 - 154*	*01/03/22 08:48*	*01/04/22 16:34*	*1*

Client Sample ID: PF13
Lab Sample ID: 480-193838-13

Date Collected: 12/28/21 10:18
Matrix: Solid
Date Received: 12/29/21 11:25

Method: 8260C - TCLP Volatiles - TCLP

Analyte	Result	Qualifier	RL	MDL	Unit	D	Prepared	Analyzed	Dil Fac
1,1-Dichloroethene	0.010	U	0.010	0.0029	mg/L			01/10/22 15:23	10
1,2-Dichloroethane	0.010	U	0.010	0.0021	mg/L			01/10/22 15:23	10
2-Butanone (MEK)	0.050	U	0.050	0.013	mg/L			01/10/22 15:23	10
Benzene	0.010	U	0.010	0.0041	mg/L			01/10/22 15:23	10
Carbon tetrachloride	0.010	U	0.010	0.0027	mg/L			01/10/22 15:23	10
Chlorobenzene	0.010	U	0.010	0.0075	mg/L			01/10/22 15:23	10
Chloroform	0.010	U	0.010	0.0034	mg/L			01/10/22 15:23	10
Tetrachloroethene	0.010	U	0.010	0.0036	mg/L			01/10/22 15:23	10

Client Sample ID: PF13

Date Collected: 12/28/21 10:18
Date Received: 12/29/21 11:25

Lab Sample ID: 480-193838-13

Matrix: Solid

Method: 8260C - TCLP Volatiles - TCLP (Continued)

Analyte	Result	Qualifier	RL	MDL	Unit	D	Prepared	Analyzed	Dil Fac
Trichloroethene	0.010	U	0.010	0.0046	mg/L			01/10/22 15:23	10
Vinyl chloride	0.010	U	0.010	0.0090	mg/L			01/10/22 15:23	10

Surrogate	*%Recovery*	*Qualifier*	*Limits*	*Prepared*	*Analyzed*	*Dil Fac*
1,2-Dichloroethane-d4 (Surr)	*99*		*77 - 120*		*01/10/22 15:23*	*10*
4-Bromofluorobenzene (Surr)	*100*		*73 - 120*		*01/10/22 15:23*	*10*
Dibromofluoromethane (Surr)	*98*		*75 - 123*		*01/10/22 15:23*	*10*
Toluene-d8 (Surr)	*98*		*80 - 120*		*01/10/22 15:23*	*10*

Method: 8270D - Semivolatile Organic Compounds (GC/MS) - TCLP

Analyte	Result	Qualifier	RL	MDL	Unit	D	Prepared	Analyzed	Dil Fac
1,4-Dichlorobenzene	0.040	U	0.040	0.0018	mg/L		01/07/22 14:55	01/10/22 18:28	1
2,4,5-Trichlorophenol	0.020	U	0.020	0.0019	mg/L		01/07/22 14:55	01/10/22 18:28	1
2,4,6-Trichlorophenol	0.020	U	0.020	0.0024	mg/L		01/07/22 14:55	01/10/22 18:28	1
2,4-Dinitrotoluene	0.020	U	0.020	0.0017	mg/L		01/07/22 14:55	01/10/22 18:28	1
2-Methylphenol	0.020	U	0.020	0.0016	mg/L		01/07/22 14:55	01/10/22 18:28	1
3-Methylphenol	0.040	U	0.040	0.0016	mg/L		01/07/22 14:55	01/10/22 18:28	1
4-Methylphenol	0.040	U	0.040	0.0014	mg/L		01/07/22 14:55	01/10/22 18:28	1
Hexachlorobenzene	0.020	U	0.020	0.0020	mg/L		01/07/22 14:55	01/10/22 18:28	1
Hexachlorobutadiene	0.020	U	0.020	0.0027	mg/L		01/07/22 14:55	01/10/22 18:28	1
Hexachloroethane	0.020	U	0.020	0.0023	mg/L		01/07/22 14:55	01/10/22 18:28	1
Nitrobenzene	0.020	U	0.020	0.0011	mg/L		01/07/22 14:55	01/10/22 18:28	1
Pentachlorophenol	0.040	U	0.040	0.0088	mg/L		01/07/22 14:55	01/10/22 18:28	1
Pyridine	0.10	U	0.10	0.0016	mg/L		01/07/22 14:55	01/10/22 18:28	1

Surrogate	*%Recovery*	*Qualifier*	*Limits*	*Prepared*	*Analyzed*	*Dil Fac*
2,4,6-Tribromophenol (Surr)	*93*		*41 - 120*	*01/07/22 14:55*	*01/10/22 18:28*	*1*
2-Fluorobiphenyl (Surr)	*100*		*48 - 120*	*01/07/22 14:55*	*01/10/22 18:28*	*1*
2-Fluorophenol (Surr)	*52*		*35 - 120*	*01/07/22 14:55*	*01/10/22 18:28*	*1*
Nitrobenzene-d5 (Surr)	*94*		*46 - 120*	*01/07/22 14:55*	*01/10/22 18:28*	*1*
Phenol-d5 (Surr)	*35*		*22 - 120*	*01/07/22 14:55*	*01/10/22 18:28*	*1*
p-Terphenyl-d14 (Surr)	*111*		*60 - 148*	*01/07/22 14:55*	*01/10/22 18:28*	*1*

Method: 8081B - Organochlorine Pesticides (GC) - TCLP

Analyte	Result	Qualifier	RL	MDL	Unit	D	Prepared	Analyzed	Dil Fac
gamma-BHC (Lindane)	0.00020	U	0.00020	0.0000060	mg/L		01/07/22 11:05	01/10/22 12:28	1
Chlordane (technical)	0.0020	U	0.0020	0.000029	mg/L		01/07/22 11:05	01/10/22 12:28	1
Endrin	0.00020	U	0.00020	0.000014	mg/L		01/07/22 11:05	01/10/22 12:28	1
Heptachlor	0.00020	U	0.00020	0.0000085	mg/L		01/07/22 11:05	01/10/22 12:28	1
Heptachlor epoxide	0.00020	U *+	0.00020	0.0000053	mg/L		01/07/22 11:05	01/10/22 12:28	1
Methoxychlor	0.00020	U	0.00020	0.000014	mg/L		01/07/22 11:05	01/10/22 12:28	1
Toxaphene	0.0020	U	0.0020	0.00012	mg/L		01/07/22 11:05	01/10/22 12:28	1

Surrogate	*%Recovery*	*Qualifier*	*Limits*	*Prepared*	*Analyzed*	*Dil Fac*
DCB Decachlorobiphenyl	*87*		*20 - 120*	*01/07/22 11:05*	*01/10/22 12:28*	*1*
Tetrachloro-m-xylene	*83*		*44 - 120*	*01/07/22 11:05*	*01/10/22 12:28*	*1*

Method: 8151 - TCLP Herbicides - TCLP

Analyte	Result	Qualifier	RL	MDL	Unit	D	Prepared	Analyzed	Dil Fac
2,4-D	0.0020	U	0.0020	0.00040	mg/L		01/07/22 11:11	01/10/22 18:42	1
Silvex (2,4,5-TP)	0.0020	U	0.0020	0.00036	mg/L		01/07/22 11:11	01/10/22 18:42	1

Client Sample ID: PF13
Lab Sample ID: 480-193838-13

Date Collected: 12/28/21 10:18
Matrix: Solid
Date Received: 12/29/21 11:25

Surrogate	*%Recovery*	*Qualifier*	*Limits*	*Prepared*	*Analyzed*	*Dil Fac*
2,4-Dichlorophenylacetic acid	*11*	*S1-*	*48 - 132*	*01/07/22 11:11*	*01/10/22 18:42*	*1*

Method: 6010C - Metals (ICP) - TCLP

Analyte	Result	Qualifier	RL	MDL	Unit	D	Prepared	Analyzed	Dil Fac
Arsenic	0.015	U	0.015	0.0056	mg/L		01/07/22 11:22	01/07/22 23:02	1
Barium	**0.51**	**J**	1.0	0.10	mg/L		01/07/22 11:22	01/07/22 23:02	1
Cadmium	**0.0034**		0.0020	0.00050	mg/L		01/07/22 11:22	01/07/22 23:02	1
Chromium	0.020	U	0.020	0.010	mg/L		01/07/22 11:22	01/07/22 23:02	1
Lead	**0.055**		0.020	0.0030	mg/L		01/07/22 11:22	01/07/22 23:02	1
Selenium	0.025	U	0.025	0.0087	mg/L		01/07/22 11:22	01/07/22 23:02	1
Silver	0.0060	U	0.0060	0.0017	mg/L		01/07/22 11:22	01/07/22 23:02	1

Method: 7470A - TCLP Mercury - TCLP

Analyte	Result	Qualifier	RL	MDL	Unit	D	Prepared	Analyzed	Dil Fac
Mercury	0.00020	U	0.00020	0.000043	mg/L		01/07/22 12:47	01/07/22 16:47	1

General Chemistry

Analyte	Result	Qualifier	RL	MDL	Unit	D	Prepared	Analyzed	Dil Fac
Cyanide, Reactive	9.9	U	9.9	9.9	mg/Kg		01/06/22 12:52	01/06/22 13:34	1
Sulfide, Reactive	9.9	U	9.9	9.9	mg/Kg		01/06/22 12:52	01/06/22 13:00	1

Analyte	Result	Qualifier	RL	RL	Unit	D	Prepared	Analyzed	Dil Fac
Flashpoint	**>180**		50.0	50.0	Degrees F			01/12/22 14:11	1
pH	**7.9**	**HF**	0.1	0.1	SU			01/05/22 13:00	1
Temperature	**18.9**	**HF**	0.001	0.001	Degrees C			01/05/22 13:00	1

Client Sample ID: PF13
Lab Sample ID: 480-193838-13

Date Collected: 12/28/21 10:18
Matrix: Solid
Date Received: 12/29/21 11:25
Percent Solids: 86.3

Method: 8015D - Gasoline Range Organics (GRO) (GC)

Analyte	Result	Qualifier	RL	MDL	Unit	D	Prepared	Analyzed	Dil Fac
Gasoline Range Organics [C6 - C10]	1.3	U	1.3	0.33	mg/Kg	☼	01/04/22 07:52	01/04/22 22:58	1

Surrogate	*%Recovery*	*Qualifier*	*Limits*	*Prepared*	*Analyzed*	*Dil Fac*
a,a,a-Trifluorotoluene	*82*		*46 - 156*	*01/04/22 07:52*	*01/04/22 22:58*	*1*

Method: 8015D - Diesel Range Organics (DRO) (GC)

Analyte	Result	Qualifier	RL	MDL	Unit	D	Prepared	Analyzed	Dil Fac
Diesel Range Organics [C10-C28]	19	U	19	5.7	mg/Kg	☼	01/03/22 14:39	01/05/22 15:24	1

Surrogate	*%Recovery*	*Qualifier*	*Limits*	*Prepared*	*Analyzed*	*Dil Fac*
o-Terphenyl	*71*		*48 - 125*	*01/03/22 14:39*	*01/05/22 15:24*	*1*

Method: 8082A - Polychlorinated Biphenyls (PCBs) by Gas Chromatography

Analyte	Result	Qualifier	RL	MDL	Unit	D	Prepared	Analyzed	Dil Fac
PCB-1016	0.24	U	0.24	0.047	mg/Kg	☼	01/03/22 08:48	01/04/22 16:46	1
PCB-1221	0.24	U	0.24	0.047	mg/Kg	☼	01/03/22 08:48	01/04/22 16:46	1
PCB-1232	0.24	U	0.24	0.047	mg/Kg	☼	01/03/22 08:48	01/04/22 16:46	1
PCB-1242	0.24	U	0.24	0.047	mg/Kg	☼	01/03/22 08:48	01/04/22 16:46	1
PCB-1248	0.24	U	0.24	0.047	mg/Kg	☼	01/03/22 08:48	01/04/22 16:46	1
PCB-1254	0.24	U	0.24	0.11	mg/Kg	☼	01/03/22 08:48	01/04/22 16:46	1
PCB-1260	0.24	U	0.24	0.11	mg/Kg	☼	01/03/22 08:48	01/04/22 16:46	1

Client Sample ID: PF13

Date Collected: 12/28/21 10:18
Date Received: 12/29/21 11:25

Lab Sample ID: 480-193838-13
Matrix: Solid
Percent Solids: 86.3

Method: 8082A - Polychlorinated Biphenyls (PCBs) by Gas Chromatography (Continued)

Analyte	Result	Qualifier	RL	MDL	Unit	D	Prepared	Analyzed	Dil Fac
PCB-1262	0.24	U	0.24	0.11	mg/Kg	☼	01/03/22 08:48	01/04/22 16:46	1
PCB-1268	0.24	U	0.24	0.11	mg/Kg	☼	01/03/22 08:48	01/04/22 16:46	1

Surrogate	*%Recovery*	*Qualifier*	*Limits*	*Prepared*	*Analyzed*	*Dil Fac*
DCB Decachlorobiphenyl	*126*		*65 - 174*	*01/03/22 08:48*	*01/04/22 16:46*	*1*
Tetrachloro-m-xylene	*125*		*60 - 154*	*01/03/22 08:48*	*01/04/22 16:46*	*1*

Client Sample ID: PF14

Date Collected: 12/28/21 10:24
Date Received: 12/29/21 11:25

Lab Sample ID: 480-193838-14
Matrix: Solid

Method: 8260C - TCLP Volatiles - TCLP

Analyte	Result	Qualifier	RL	MDL	Unit	D	Prepared	Analyzed	Dil Fac
1,1-Dichloroethene	0.010	U	0.010	0.0029	mg/L			01/10/22 15:46	10
1,2-Dichloroethane	0.010	U	0.010	0.0021	mg/L			01/10/22 15:46	10
2-Butanone (MEK)	0.050	U	0.050	0.013	mg/L			01/10/22 15:46	10
Benzene	0.010	U	0.010	0.0041	mg/L			01/10/22 15:46	10
Carbon tetrachloride	0.010	U	0.010	0.0027	mg/L			01/10/22 15:46	10
Chlorobenzene	0.010	U	0.010	0.0075	mg/L			01/10/22 15:46	10
Chloroform	0.010	U	0.010	0.0034	mg/L			01/10/22 15:46	10
Tetrachloroethene	0.010	U	0.010	0.0036	mg/L			01/10/22 15:46	10
Trichloroethene	0.010	U	0.010	0.0046	mg/L			01/10/22 15:46	10
Vinyl chloride	0.010	U	0.010	0.0090	mg/L			01/10/22 15:46	10

Surrogate	*%Recovery*	*Qualifier*	*Limits*	*Prepared*	*Analyzed*	*Dil Fac*
1,2-Dichloroethane-d4 (Surr)	*104*		*77 - 120*		*01/10/22 15:46*	*10*
4-Bromofluorobenzene (Surr)	*99*		*73 - 120*		*01/10/22 15:46*	*10*
Dibromofluoromethane (Surr)	*105*		*75 - 123*		*01/10/22 15:46*	*10*
Toluene-d8 (Surr)	*100*		*80 - 120*		*01/10/22 15:46*	*10*

Method: 8270D - Semivolatile Organic Compounds (GC/MS) - TCLP

Analyte	Result	Qualifier	RL	MDL	Unit	D	Prepared	Analyzed	Dil Fac
1,4-Dichlorobenzene	0.040	U	0.040	0.0018	mg/L		01/07/22 14:55	01/10/22 18:52	1
2,4,5-Trichlorophenol	0.020	U	0.020	0.0019	mg/L		01/07/22 14:55	01/10/22 18:52	1
2,4,6-Trichlorophenol	0.020	U	0.020	0.0024	mg/L		01/07/22 14:55	01/10/22 18:52	1
2,4-Dinitrotoluene	0.020	U	0.020	0.0017	mg/L		01/07/22 14:55	01/10/22 18:52	1
2-Methylphenol	0.020	U	0.020	0.0016	mg/L		01/07/22 14:55	01/10/22 18:52	1
3-Methylphenol	0.040	U	0.040	0.0016	mg/L		01/07/22 14:55	01/10/22 18:52	1
4-Methylphenol	0.040	U	0.040	0.0014	mg/L		01/07/22 14:55	01/10/22 18:52	1
Hexachlorobenzene	0.020	U	0.020	0.0020	mg/L		01/07/22 14:55	01/10/22 18:52	1
Hexachlorobutadiene	0.020	U	0.020	0.0027	mg/L		01/07/22 14:55	01/10/22 18:52	1
Hexachloroethane	0.020	U	0.020	0.0023	mg/L		01/07/22 14:55	01/10/22 18:52	1
Nitrobenzene	0.020	U	0.020	0.0011	mg/L		01/07/22 14:55	01/10/22 18:52	1
Pentachlorophenol	0.040	U	0.040	0.0088	mg/L		01/07/22 14:55	01/10/22 18:52	1
Pyridine	0.10	U	0.10	0.0016	mg/L		01/07/22 14:55	01/10/22 18:52	1

Surrogate	*%Recovery*	*Qualifier*	*Limits*	*Prepared*	*Analyzed*	*Dil Fac*
2,4,6-Tribromophenol (Surr)	*100*		*41 - 120*	*01/07/22 14:55*	*01/10/22 18:52*	*1*
2-Fluorobiphenyl (Surr)	*103*		*48 - 120*	*01/07/22 14:55*	*01/10/22 18:52*	*1*
2-Fluorophenol (Surr)	*54*		*35 - 120*	*01/07/22 14:55*	*01/10/22 18:52*	*1*
Nitrobenzene-d5 (Surr)	*99*		*46 - 120*	*01/07/22 14:55*	*01/10/22 18:52*	*1*

Client Sample ID: PF14
Lab Sample ID: 480-193838-14

Date Collected: 12/28/21 10:24
Matrix: Solid
Date Received: 12/29/21 11:25

Method: 8270D - Semivolatile Organic Compounds (GC/MS) - TCLP (Continued)

Surrogate	*%Recovery*	*Qualifier*	*Limits*	*Prepared*	*Analyzed*	*Dil Fac*
Phenol-d5 (Surr)	*36*		*22 - 120*	*01/07/22 14:55*	*01/10/22 18:52*	*1*
p-Terphenyl-d14 (Surr)	*116*		*60 - 148*	*01/07/22 14:55*	*01/10/22 18:52*	*1*

Method: 8081B - Organochlorine Pesticides (GC) - TCLP

Analyte	Result	Qualifier	RL	MDL	Unit	D	Prepared	Analyzed	Dil Fac
gamma-BHC (Lindane)	0.00020	U	0.00020	0.0000060	mg/L		01/07/22 11:05	01/10/22 12:48	1
Chlordane (technical)	0.0020	U	0.0020	0.000029	mg/L		01/07/22 11:05	01/10/22 12:48	1
Endrin	0.00020	U	0.00020	0.000014	mg/L		01/07/22 11:05	01/10/22 12:48	1
Heptachlor	0.00020	U	0.00020	0.0000085	mg/L		01/07/22 11:05	01/10/22 12:48	1
Heptachlor epoxide	0.00020	U *+	0.00020	0.0000053	mg/L		01/07/22 11:05	01/10/22 12:48	1
Methoxychlor	0.00020	U	0.00020	0.000014	mg/L		01/07/22 11:05	01/10/22 12:48	1
Toxaphene	0.0020	U	0.0020	0.00012	mg/L		01/07/22 11:05	01/10/22 12:48	1

Surrogate	*%Recovery*	*Qualifier*	*Limits*	*Prepared*	*Analyzed*	*Dil Fac*
DCB Decachlorobiphenyl	*73*		*20 - 120*	*01/07/22 11:05*	*01/10/22 12:48*	*1*
Tetrachloro-m-xylene	*88*		*44 - 120*	*01/07/22 11:05*	*01/10/22 12:48*	*1*

Method: 8151 - TCLP Herbicides - TCLP

Analyte	Result	Qualifier	RL	MDL	Unit	D	Prepared	Analyzed	Dil Fac
2,4-D	0.0020	U	0.0020	0.00040	mg/L		01/07/22 11:11	01/10/22 19:12	1
Silvex (2,4,5-TP)	0.0020	U	0.0020	0.00036	mg/L		01/07/22 11:11	01/10/22 19:12	1

Surrogate	*%Recovery*	*Qualifier*	*Limits*	*Prepared*	*Analyzed*	*Dil Fac*
2,4-Dichlorophenylacetic acid	*7*	*S1-*	*48 - 132*	*01/07/22 11:11*	*01/10/22 19:12*	*1*

Method: 6010C - Metals (ICP) - TCLP

Analyte	Result	Qualifier	RL	MDL	Unit	D	Prepared	Analyzed	Dil Fac
Arsenic	0.015	U	0.015	0.0056	mg/L		01/07/22 11:22	01/07/22 23:06	1
Barium	**0.20**	**J**	1.0	0.10	mg/L		01/07/22 11:22	01/07/22 23:06	1
Cadmium	**0.0016**	**J**	0.0020	0.00050	mg/L		01/07/22 11:22	01/07/22 23:06	1
Chromium	0.020	U	0.020	0.010	mg/L		01/07/22 11:22	01/07/22 23:06	1
Lead	**0.0034**	**J**	0.020	0.0030	mg/L		01/07/22 11:22	01/07/22 23:06	1
Selenium	0.025	U	0.025	0.0087	mg/L		01/07/22 11:22	01/07/22 23:06	1
Silver	0.0060	U	0.0060	0.0017	mg/L		01/07/22 11:22	01/07/22 23:06	1

Method: 7470A - TCLP Mercury - TCLP

Analyte	Result	Qualifier	RL	MDL	Unit	D	Prepared	Analyzed	Dil Fac
Mercury	0.00020	U	0.00020	0.000043	mg/L		01/07/22 12:47	01/07/22 16:48	1

General Chemistry

Analyte	Result	Qualifier	RL	MDL	Unit	D	Prepared	Analyzed	Dil Fac
Cyanide, Reactive	9.9	U	9.9	9.9	mg/Kg		01/06/22 12:52	01/06/22 13:35	1
Sulfide, Reactive	9.9	U	9.9	9.9	mg/Kg		01/06/22 12:52	01/06/22 13:00	1

Analyte	Result	Qualifier	RL	RL	Unit	D	Prepared	Analyzed	Dil Fac
Flashpoint	**>180**		50.0	50.0	Degrees F			01/12/22 14:11	1
pH	**8.1**	**HF**	0.1	0.1	SU			01/05/22 13:00	1
Temperature	**18.6**	**HF**	0.001	0.001	Degrees C			01/05/22 13:00	1

Client Sample ID: PF14

Lab Sample ID: 480-193838-14

Date Collected: 12/28/21 10:24
Date Received: 12/29/21 11:25

Matrix: Solid
Percent Solids: 86.1

Method: 8015D - Gasoline Range Organics (GRO) (GC)

Analyte	Result	Qualifier	RL	MDL	Unit	D	Prepared	Analyzed	Dil Fac
Gasoline Range Organics [C6 - C10]	1.2	J B	1.4	0.37	mg/Kg	☼	01/04/22 07:52	01/04/22 23:34	1

Surrogate	*%Recovery*	*Qualifier*	*Limits*	*Prepared*	*Analyzed*	*Dil Fac*
a,a,a-Trifluorotoluene	*79*		*46 - 156*	*01/04/22 07:52*	*01/04/22 23:34*	*1*

Method: 8015D - Diesel Range Organics (DRO) (GC)

Analyte	Result	Qualifier	RL	MDL	Unit	D	Prepared	Analyzed	Dil Fac
Diesel Range Organics [C10-C28]	19	U	19	5.7	mg/Kg	☼	01/03/22 14:39	01/05/22 16:00	1

Surrogate	*%Recovery*	*Qualifier*	*Limits*	*Prepared*	*Analyzed*	*Dil Fac*
o-Terphenyl	*79*		*48 - 125*	*01/03/22 14:39*	*01/05/22 16:00*	*1*

Method: 8082A - Polychlorinated Biphenyls (PCBs) by Gas Chromatography

Analyte	Result	Qualifier	RL	MDL	Unit	D	Prepared	Analyzed	Dil Fac
PCB-1016	0.21	U	0.21	0.041	mg/Kg	☼	01/03/22 08:48	01/04/22 16:59	1
PCB-1221	0.21	U	0.21	0.041	mg/Kg	☼	01/03/22 08:48	01/04/22 16:59	1
PCB-1232	0.21	U	0.21	0.041	mg/Kg	☼	01/03/22 08:48	01/04/22 16:59	1
PCB-1242	0.21	U	0.21	0.041	mg/Kg	☼	01/03/22 08:48	01/04/22 16:59	1
PCB-1248	0.21	U	0.21	0.041	mg/Kg	☼	01/03/22 08:48	01/04/22 16:59	1
PCB-1254	0.21	U	0.21	0.099	mg/Kg	☼	01/03/22 08:48	01/04/22 16:59	1
PCB-1260	0.21	U	0.21	0.099	mg/Kg	☼	01/03/22 08:48	01/04/22 16:59	1
PCB-1262	0.21	U	0.21	0.099	mg/Kg	☼	01/03/22 08:48	01/04/22 16:59	1
PCB-1268	0.21	U	0.21	0.099	mg/Kg	☼	01/03/22 08:48	01/04/22 16:59	1

Surrogate	*%Recovery*	*Qualifier*	*Limits*	*Prepared*	*Analyzed*	*Dil Fac*
DCB Decachlorobiphenyl	*132*		*65 - 174*	*01/03/22 08:48*	*01/04/22 16:59*	*1*
Tetrachloro-m-xylene	*125*		*60 - 154*	*01/03/22 08:48*	*01/04/22 16:59*	*1*

Client Sample ID: PF15

Lab Sample ID: 480-193838-15

Date Collected: 12/28/21 10:30
Date Received: 12/29/21 11:25

Matrix: Solid

Method: 8260C - TCLP Volatiles - TCLP

Analyte	Result	Qualifier	RL	MDL	Unit	D	Prepared	Analyzed	Dil Fac
1,1-Dichloroethene	0.010	U	0.010	0.0029	mg/L			01/11/22 11:17	10
1,2-Dichloroethane	0.010	U	0.010	0.0021	mg/L			01/11/22 11:17	10
2-Butanone (MEK)	0.050	U	0.050	0.013	mg/L			01/11/22 11:17	10
Benzene	0.010	U	0.010	0.0041	mg/L			01/11/22 11:17	10
Carbon tetrachloride	0.010	U	0.010	0.0027	mg/L			01/11/22 11:17	10
Chlorobenzene	0.010	U	0.010	0.0075	mg/L			01/11/22 11:17	10
Chloroform	0.010	U	0.010	0.0034	mg/L			01/11/22 11:17	10
Tetrachloroethene	0.010	U	0.010	0.0036	mg/L			01/11/22 11:17	10
Trichloroethene	0.010	U	0.010	0.0046	mg/L			01/11/22 11:17	10
Vinyl chloride	0.010	U	0.010	0.0090	mg/L			01/11/22 11:17	10

Surrogate	*%Recovery*	*Qualifier*	*Limits*	*Prepared*	*Analyzed*	*Dil Fac*
1,2-Dichloroethane-d4 (Surr)	*102*		*77 - 120*		*01/11/22 11:17*	*10*
4-Bromofluorobenzene (Surr)	*112*		*73 - 120*		*01/11/22 11:17*	*10*
Dibromofluoromethane (Surr)	*104*		*75 - 123*		*01/11/22 11:17*	*10*
Toluene-d8 (Surr)	*99*		*80 - 120*		*01/11/22 11:17*	*10*

Client Sample Results

Client: Brydges Engineering in Environment & Energy DPC
Project/Site: Pilgrim Village Family

Job ID: 480-193838-1

Client Sample ID: PF15

Date Collected: 12/28/21 10:30
Date Received: 12/29/21 11:25

Lab Sample ID: 480-193838-15

Matrix: Solid

Method: 8270D - Semivolatile Organic Compounds (GC/MS) - TCLP

Analyte	Result	Qualifier	RL	MDL	Unit	D	Prepared	Analyzed	Dil Fac
1,4-Dichlorobenzene	0.040	U	0.040	0.0018	mg/L		01/07/22 14:55	01/10/22 19:15	1
2,4,5-Trichlorophenol	0.020	U	0.020	0.0019	mg/L		01/07/22 14:55	01/10/22 19:15	1
2,4,6-Trichlorophenol	0.020	U	0.020	0.0024	mg/L		01/07/22 14:55	01/10/22 19:15	1
2,4-Dinitrotoluene	0.020	U	0.020	0.0017	mg/L		01/07/22 14:55	01/10/22 19:15	1
2-Methylphenol	0.020	U	0.020	0.0016	mg/L		01/07/22 14:55	01/10/22 19:15	1
3-Methylphenol	0.040	U	0.040	0.0016	mg/L		01/07/22 14:55	01/10/22 19:15	1
4-Methylphenol	0.040	U	0.040	0.0014	mg/L		01/07/22 14:55	01/10/22 19:15	1
Hexachlorobenzene	0.020	U	0.020	0.0020	mg/L		01/07/22 14:55	01/10/22 19:15	1
Hexachlorobutadiene	0.020	U	0.020	0.0027	mg/L		01/07/22 14:55	01/10/22 19:15	1
Hexachloroethane	0.020	U	0.020	0.0023	mg/L		01/07/22 14:55	01/10/22 19:15	1
Nitrobenzene	0.020	U	0.020	0.0011	mg/L		01/07/22 14:55	01/10/22 19:15	1
Pentachlorophenol	0.040	U	0.040	0.0088	mg/L		01/07/22 14:55	01/10/22 19:15	1
Pyridine	0.10	U	0.10	0.0016	mg/L		01/07/22 14:55	01/10/22 19:15	1

Surrogate	*%Recovery*	*Qualifier*	*Limits*	*Prepared*	*Analyzed*	*Dil Fac*
2,4,6-Tribromophenol (Surr)	*101*		*41 - 120*	*01/07/22 14:55*	*01/10/22 19:15*	*1*
2-Fluorobiphenyl (Surr)	*105*		*48 - 120*	*01/07/22 14:55*	*01/10/22 19:15*	*1*
2-Fluorophenol (Surr)	*52*		*35 - 120*	*01/07/22 14:55*	*01/10/22 19:15*	*1*
Nitrobenzene-d5 (Surr)	*100*		*46 - 120*	*01/07/22 14:55*	*01/10/22 19:15*	*1*
Phenol-d5 (Surr)	*38*		*22 - 120*	*01/07/22 14:55*	*01/10/22 19:15*	*1*
p-Terphenyl-d14 (Surr)	*119*		*60 - 148*	*01/07/22 14:55*	*01/10/22 19:15*	*1*

Method: 8081B - Organochlorine Pesticides (GC) - TCLP

Analyte	Result	Qualifier	RL	MDL	Unit	D	Prepared	Analyzed	Dil Fac
gamma-BHC (Lindane)	0.00020	U	0.00020	0.0000060	mg/L		01/07/22 11:05	01/10/22 13:07	1
Chlordane (technical)	0.0020	U	0.0020	0.000029	mg/L		01/07/22 11:05	01/10/22 13:07	1
Endrin	0.00020	U	0.00020	0.000014	mg/L		01/07/22 11:05	01/10/22 13:07	1
Heptachlor	0.00020	U	0.00020	0.0000085	mg/L		01/07/22 11:05	01/10/22 13:07	1
Heptachlor epoxide	0.00020	U *+	0.00020	0.0000053	mg/L		01/07/22 11:05	01/10/22 13:07	1
Methoxychlor	0.00020	U	0.00020	0.000014	mg/L		01/07/22 11:05	01/10/22 13:07	1
Toxaphene	0.0020	U	0.0020	0.00012	mg/L		01/07/22 11:05	01/10/22 13:07	1

Surrogate	*%Recovery*	*Qualifier*	*Limits*	*Prepared*	*Analyzed*	*Dil Fac*
DCB Decachlorobiphenyl	*88*		*20 - 120*	*01/07/22 11:05*	*01/10/22 13:07*	*1*
Tetrachloro-m-xylene	*90*		*44 - 120*	*01/07/22 11:05*	*01/10/22 13:07*	*1*

Method: 8151 - TCLP Herbicides - TCLP

Analyte	Result	Qualifier	RL	MDL	Unit	D	Prepared	Analyzed	Dil Fac
2,4-D	0.0020	U	0.0020	0.00040	mg/L		01/07/22 11:11	01/10/22 19:41	1
Silvex (2,4,5-TP)	0.0020	U	0.0020	0.00036	mg/L		01/07/22 11:11	01/10/22 19:41	1

Surrogate	*%Recovery*	*Qualifier*	*Limits*	*Prepared*	*Analyzed*	*Dil Fac*
2,4-Dichlorophenylacetic acid	*8*	*S1-*	*48 - 132*	*01/07/22 11:11*	*01/10/22 19:41*	*1*

Method: 6010C - Metals (ICP) - TCLP

Analyte	Result	Qualifier	RL	MDL	Unit	D	Prepared	Analyzed	Dil Fac
Arsenic	0.015	U	0.015	0.0056	mg/L		01/07/22 11:22	01/07/22 23:10	1
Barium	**0.37**	**J**	1.0	0.10	mg/L		01/07/22 11:22	01/07/22 23:10	1
Cadmium	**0.0029**		0.0020	0.00050	mg/L		01/07/22 11:22	01/07/22 23:10	1
Chromium	0.020	U	0.020	0.010	mg/L		01/07/22 11:22	01/07/22 23:10	1
Lead	**0.13**		0.020	0.0030	mg/L		01/07/22 11:22	01/07/22 23:10	1

Client Sample ID: PF15

Lab Sample ID: 480-193838-15

Date Collected: 12/28/21 10:30
Matrix: Solid
Date Received: 12/29/21 11:25

Method: 6010C - Metals (ICP) - TCLP (Continued)

Analyte	Result	Qualifier	RL	MDL	Unit	D	Prepared	Analyzed	Dil Fac
Selenium	0.025	U	0.025	0.0087	mg/L		01/07/22 11:22	01/07/22 23:10	1
Silver	0.0060	U	0.0060	0.0017	mg/L		01/07/22 11:22	01/07/22 23:10	1

Method: 7470A - TCLP Mercury - TCLP

Analyte	Result	Qualifier	RL	MDL	Unit	D	Prepared	Analyzed	Dil Fac
Mercury	0.00020	U	0.00020	0.000043	mg/L		01/07/22 12:47	01/07/22 16:50	1

General Chemistry

Analyte	Result	Qualifier	RL	MDL	Unit	D	Prepared	Analyzed	Dil Fac
Cyanide, Reactive	10	U	10	10	mg/Kg		01/06/22 12:52	01/06/22 13:39	1
Sulfide, Reactive	10	U	10	10	mg/Kg		01/06/22 12:52	01/06/22 13:00	1

Analyte	Result	Qualifier	RL	RL	Unit	D	Prepared	Analyzed	Dil Fac
Flashpoint	**>180**		50.0	50.0	Degrees F			01/12/22 14:11	1
pH	**7.8**	**HF**	0.1	0.1	SU			01/05/22 13:00	1
Temperature	**18.8**	**HF**	0.001	0.001	Degrees C			01/05/22 13:00	1

Client Sample ID: PF15

Lab Sample ID: 480-193838-15

Date Collected: 12/28/21 10:30
Matrix: Solid
Date Received: 12/29/21 11:25
Percent Solids: 86.2

Method: 8015D - Gasoline Range Organics (GRO) (GC)

Analyte	Result	Qualifier	RL	MDL	Unit	D	Prepared	Analyzed	Dil Fac
Gasoline Range Organics [C6 - C10]	**1.2**	**J B**	1.4	0.36	mg/Kg	☼	01/04/22 07:52	01/05/22 00:10	1

Surrogate	*%Recovery*	*Qualifier*	*Limits*	*Prepared*	*Analyzed*	*Dil Fac*
a,a,a-Trifluorotoluene	*84*		*46 - 156*	*01/04/22 07:52*	*01/05/22 00:10*	*1*

Method: 8015D - Diesel Range Organics (DRO) (GC)

Analyte	Result	Qualifier	RL	MDL	Unit	D	Prepared	Analyzed	Dil Fac
Diesel Range Organics [C10-C28]	**6.6**	**J**	19	5.8	mg/Kg	☼	01/03/22 14:39	01/05/22 14:48	1

Surrogate	*%Recovery*	*Qualifier*	*Limits*	*Prepared*	*Analyzed*	*Dil Fac*
o-Terphenyl	*88*		*48 - 125*	*01/03/22 14:39*	*01/05/22 14:48*	*1*

Method: 8082A - Polychlorinated Biphenyls (PCBs) by Gas Chromatography

Analyte	Result	Qualifier	RL	MDL	Unit	D	Prepared	Analyzed	Dil Fac
PCB-1016	0.27	U	0.27	0.053	mg/Kg	☼	01/03/22 08:48	01/04/22 16:21	1
PCB-1221	0.27	U	0.27	0.053	mg/Kg	☼	01/03/22 08:48	01/04/22 16:21	1
PCB-1232	0.27	U	0.27	0.053	mg/Kg	☼	01/03/22 08:48	01/04/22 16:21	1
PCB-1242	0.27	U	0.27	0.053	mg/Kg	☼	01/03/22 08:48	01/04/22 16:21	1
PCB-1248	0.27	U	0.27	0.053	mg/Kg	☼	01/03/22 08:48	01/04/22 16:21	1
PCB-1254	0.27	U	0.27	0.13	mg/Kg	☼	01/03/22 08:48	01/04/22 16:21	1
PCB-1260	0.27	U	0.27	0.13	mg/Kg	☼	01/03/22 08:48	01/04/22 16:21	1
PCB-1262	0.27	U	0.27	0.13	mg/Kg	☼	01/03/22 08:48	01/04/22 16:21	1
PCB-1268	0.27	U	0.27	0.13	mg/Kg	☼	01/03/22 08:48	01/04/22 16:21	1

Surrogate	*%Recovery*	*Qualifier*	*Limits*	*Prepared*	*Analyzed*	*Dil Fac*
DCB Decachlorobiphenyl	*103*		*65 - 174*	*01/03/22 08:48*	*01/04/22 16:21*	*1*
Tetrachloro-m-xylene	*98*		*60 - 154*	*01/03/22 08:48*	*01/04/22 16:21*	*1*

Client Sample Results

Client: Brydges Engineering in Environment & Energy DPC
Project/Site: Pilgrim Village Family

Job ID: 480-193838-1

Client Sample ID: PF16

Date Collected: 12/28/21 10:36
Date Received: 12/29/21 11:25

Lab Sample ID: 480-193838-16

Matrix: Solid

Method: 8260C - TCLP Volatiles - TCLP

Analyte	Result	Qualifier	RL	MDL	Unit	D	Prepared	Analyzed	Dil Fac
1,1-Dichloroethene	0.010	U	0.010	0.0029	mg/L			01/11/22 11:39	10
1,2-Dichloroethane	0.010	U	0.010	0.0021	mg/L			01/11/22 11:39	10
2-Butanone (MEK)	0.050	U	0.050	0.013	mg/L			01/11/22 11:39	10
Benzene	0.010	U	0.010	0.0041	mg/L			01/11/22 11:39	10
Carbon tetrachloride	0.010	U	0.010	0.0027	mg/L			01/11/22 11:39	10
Chlorobenzene	0.010	U	0.010	0.0075	mg/L			01/11/22 11:39	10
Chloroform	0.010	U	0.010	0.0034	mg/L			01/11/22 11:39	10
Tetrachloroethene	0.010	U	0.010	0.0036	mg/L			01/11/22 11:39	10
Trichloroethene	0.010	U	0.010	0.0046	mg/L			01/11/22 11:39	10
Vinyl chloride	0.010	U	0.010	0.0090	mg/L			01/11/22 11:39	10

Surrogate	*%Recovery*	*Qualifier*	*Limits*	*Prepared*	*Analyzed*	*Dil Fac*
1,2-Dichloroethane-d4 (Surr)	*104*		*77 - 120*		*01/11/22 11:39*	*10*
4-Bromofluorobenzene (Surr)	*109*		*73 - 120*		*01/11/22 11:39*	*10*
Dibromofluoromethane (Surr)	*107*		*75 - 123*		*01/11/22 11:39*	*10*
Toluene-d8 (Surr)	*100*		*80 - 120*		*01/11/22 11:39*	*10*

Method: 8270D - Semivolatile Organic Compounds (GC/MS) - TCLP

Analyte	Result	Qualifier	RL	MDL	Unit	D	Prepared	Analyzed	Dil Fac
1,4-Dichlorobenzene	0.040	U	0.040	0.0018	mg/L		01/07/22 14:55	01/10/22 19:39	1
2,4,5-Trichlorophenol	0.020	U	0.020	0.0019	mg/L		01/07/22 14:55	01/10/22 19:39	1
2,4,6-Trichlorophenol	0.020	U	0.020	0.0024	mg/L		01/07/22 14:55	01/10/22 19:39	1
2,4-Dinitrotoluene	0.020	U	0.020	0.0017	mg/L		01/07/22 14:55	01/10/22 19:39	1
2-Methylphenol	0.020	U	0.020	0.0016	mg/L		01/07/22 14:55	01/10/22 19:39	1
3-Methylphenol	0.040	U	0.040	0.0016	mg/L		01/07/22 14:55	01/10/22 19:39	1
4-Methylphenol	0.040	U	0.040	0.0014	mg/L		01/07/22 14:55	01/10/22 19:39	1
Hexachlorobenzene	0.020	U	0.020	0.0020	mg/L		01/07/22 14:55	01/10/22 19:39	1
Hexachlorobutadiene	0.020	U	0.020	0.0027	mg/L		01/07/22 14:55	01/10/22 19:39	1
Hexachloroethane	0.020	U	0.020	0.0023	mg/L		01/07/22 14:55	01/10/22 19:39	1
Nitrobenzene	0.020	U	0.020	0.0011	mg/L		01/07/22 14:55	01/10/22 19:39	1
Pentachlorophenol	0.040	U	0.040	0.0088	mg/L		01/07/22 14:55	01/10/22 19:39	1
Pyridine	0.10	U	0.10	0.0016	mg/L		01/07/22 14:55	01/10/22 19:39	1

Surrogate	*%Recovery*	*Qualifier*	*Limits*	*Prepared*	*Analyzed*	*Dil Fac*
2,4,6-Tribromophenol (Surr)	*103*		*41 - 120*	*01/07/22 14:55*	*01/10/22 19:39*	*1*
2-Fluorobiphenyl (Surr)	*90*		*48 - 120*	*01/07/22 14:55*	*01/10/22 19:39*	*1*
2-Fluorophenol (Surr)	*49*		*35 - 120*	*01/07/22 14:55*	*01/10/22 19:39*	*1*
Nitrobenzene-d5 (Surr)	*86*		*46 - 120*	*01/07/22 14:55*	*01/10/22 19:39*	*1*
Phenol-d5 (Surr)	*35*		*22 - 120*	*01/07/22 14:55*	*01/10/22 19:39*	*1*
p-Terphenyl-d14 (Surr)	*115*		*60 - 148*	*01/07/22 14:55*	*01/10/22 19:39*	*1*

Method: 8081B - Organochlorine Pesticides (GC) - TCLP

Analyte	Result	Qualifier	RL	MDL	Unit	D	Prepared	Analyzed	Dil Fac
gamma-BHC (Lindane)	0.00020	U	0.00020	0.0000060	mg/L		01/07/22 11:05	01/10/22 13:27	1
Chlordane (technical)	0.0020	U	0.0020	0.000029	mg/L		01/07/22 11:05	01/10/22 13:27	1
Endrin	0.00020	U	0.00020	0.000014	mg/L		01/07/22 11:05	01/10/22 13:27	1
Heptachlor	0.00020	U	0.00020	0.0000085	mg/L		01/07/22 11:05	01/10/22 13:27	1
Heptachlor epoxide	0.00020	U *+	0.00020	0.0000053	mg/L		01/07/22 11:05	01/10/22 13:27	1
Methoxychlor	0.00020	U	0.00020	0.000014	mg/L		01/07/22 11:05	01/10/22 13:27	1
Toxaphene	0.0020	U	0.0020	0.00012	mg/L		01/07/22 11:05	01/10/22 13:27	1

Client Sample ID: PF16
Date Collected: 12/28/21 10:36
Date Received: 12/29/21 11:25

Lab Sample ID: 480-193838-16
Matrix: Solid

Surrogate	%Recovery	Qualifier	Limits	Prepared	Analyzed	Dil Fac
DCB Decachlorobiphenyl	75		20 - 120	01/07/22 11:05	01/10/22 13:27	1
Tetrachloro-m-xylene	85		44 - 120	01/07/22 11:05	01/10/22 13:27	1

Method: 8151 - TCLP Herbicides - TCLP

Analyte	Result	Qualifier	RL	MDL	Unit	D	Prepared	Analyzed	Dil Fac
2,4-D	0.0020	U	0.0020	0.00040	mg/L		01/07/22 11:11	01/10/22 20:11	1
Silvex (2,4,5-TP)	0.0020	U	0.0020	0.00036	mg/L		01/07/22 11:11	01/10/22 20:11	1

Surrogate	%Recovery	Qualifier	Limits	Prepared	Analyzed	Dil Fac
2,4-Dichlorophenylacetic acid	5	S1-	48 - 132	01/07/22 11:11	01/10/22 20:11	1

Method: 6010C - Metals (ICP) - TCLP

Analyte	Result	Qualifier	RL	MDL	Unit	D	Prepared	Analyzed	Dil Fac
Arsenic	0.015	U	0.015	0.0056	mg/L		01/07/22 11:22	01/07/22 23:13	1
Barium	**0.82**	**J**	1.0	0.10	mg/L		01/07/22 11:22	01/07/22 23:13	1
Cadmium	**0.0022**		0.0020	0.00050	mg/L		01/07/22 11:22	01/07/22 23:13	1
Chromium	0.020	U	0.020	0.010	mg/L		01/07/22 11:22	01/07/22 23:13	1
Lead	**0.037**		0.020	0.0030	mg/L		01/07/22 11:22	01/07/22 23:13	1
Selenium	0.025	U	0.025	0.0087	mg/L		01/07/22 11:22	01/07/22 23:13	1
Silver	0.0060	U	0.0060	0.0017	mg/L		01/07/22 11:22	01/07/22 23:13	1

Method: 7470A - TCLP Mercury - TCLP

Analyte	Result	Qualifier	RL	MDL	Unit	D	Prepared	Analyzed	Dil Fac
Mercury	0.00020	U	0.00020	0.000043	mg/L		01/07/22 12:47	01/07/22 16:51	1

General Chemistry

Analyte	Result	Qualifier	RL	MDL	Unit	D	Prepared	Analyzed	Dil Fac
Cyanide, Reactive	10	U	10	10	mg/Kg		01/06/22 12:52	01/06/22 13:41	1
Sulfide, Reactive	10	U	10	10	mg/Kg		01/06/22 12:52	01/06/22 13:00	1

Analyte	Result	Qualifier	RL	RL	Unit	D	Prepared	Analyzed	Dil Fac
Flashpoint	**>175**		50.0	50.0	Degrees F			01/12/22 20:45	1
pH	**7.8**	**HF**	0.1	0.1	SU			01/05/22 13:00	1
Temperature	**19.1**	**HF**	0.001	0.001	Degrees C			01/05/22 13:00	1

Client Sample ID: PF16
Date Collected: 12/28/21 10:36
Date Received: 12/29/21 11:25

Lab Sample ID: 480-193838-16
Matrix: Solid
Percent Solids: 86.5

Method: 8015D - Gasoline Range Organics (GRO) (GC)

Analyte	Result	Qualifier	RL	MDL	Unit	D	Prepared	Analyzed	Dil Fac
Gasoline Range Organics [C6 - C10]	**1.1**	**J B**	1.3	0.34	mg/Kg	☼	01/04/22 07:52	01/05/22 00:46	1

Surrogate	%Recovery	Qualifier	Limits	Prepared	Analyzed	Dil Fac
a,a,a-Trifluorotoluene	85		46 - 156	01/04/22 07:52	01/05/22 00:46	1

Method: 8015D - Diesel Range Organics (DRO) (GC)

Analyte	Result	Qualifier	RL	MDL	Unit	D	Prepared	Analyzed	Dil Fac
Diesel Range Organics [C10-C28]	**8.7**	**J**	19	5.6	mg/Kg	☼	01/03/22 14:39	01/05/22 16:35	1

Surrogate	%Recovery	Qualifier	Limits	Prepared	Analyzed	Dil Fac
o-Terphenyl	80		48 - 125	01/03/22 14:39	01/05/22 16:35	1

Client Sample ID: PF16

Lab Sample ID: 480-193838-16

Date Collected: 12/28/21 10:36
Matrix: Solid
Date Received: 12/29/21 11:25
Percent Solids: 86.5

Method: 8082A - Polychlorinated Biphenyls (PCBs) by Gas Chromatography

Analyte	Result	Qualifier	RL	MDL	Unit	D	Prepared	Analyzed	Dil Fac
PCB-1016	0.21	U	0.21	0.041	mg/Kg	☼	01/03/22 08:48	01/04/22 17:12	1
PCB-1221	0.21	U	0.21	0.041	mg/Kg	☼	01/03/22 08:48	01/04/22 17:12	1
PCB-1232	0.21	U	0.21	0.041	mg/Kg	☼	01/03/22 08:48	01/04/22 17:12	1
PCB-1242	0.21	U	0.21	0.041	mg/Kg	☼	01/03/22 08:48	01/04/22 17:12	1
PCB-1248	0.21	U	0.21	0.041	mg/Kg	☼	01/03/22 08:48	01/04/22 17:12	1
PCB-1254	0.21	U	0.21	0.098	mg/Kg	☼	01/03/22 08:48	01/04/22 17:12	1
PCB-1260	0.21	U	0.21	0.098	mg/Kg	☼	01/03/22 08:48	01/04/22 17:12	1
PCB-1262	0.21	U	0.21	0.098	mg/Kg	☼	01/03/22 08:48	01/04/22 17:12	1
PCB-1268	0.21	U	0.21	0.098	mg/Kg	☼	01/03/22 08:48	01/04/22 17:12	1

Surrogate	*%Recovery*	*Qualifier*	*Limits*	*Prepared*	*Analyzed*	*Dil Fac*
DCB Decachlorobiphenyl	*133*		*65 - 174*	*01/03/22 08:48*	*01/04/22 17:12*	*1*
Tetrachloro-m-xylene	*124*		*60 - 154*	*01/03/22 08:48*	*01/04/22 17:12*	*1*

Client Sample ID: PF17

Lab Sample ID: 480-193838-17

Date Collected: 12/28/21 10:42
Matrix: Solid
Date Received: 12/29/21 11:25

Method: 8260C - TCLP Volatiles - TCLP

Analyte	Result	Qualifier	RL	MDL	Unit	D	Prepared	Analyzed	Dil Fac
1,1-Dichloroethene	0.010	U	0.010	0.0029	mg/L			01/11/22 12:01	10
1,2-Dichloroethane	0.010	U	0.010	0.0021	mg/L			01/11/22 12:01	10
2-Butanone (MEK)	0.050	U	0.050	0.013	mg/L			01/11/22 12:01	10
Benzene	0.010	U	0.010	0.0041	mg/L			01/11/22 12:01	10
Carbon tetrachloride	0.010	U	0.010	0.0027	mg/L			01/11/22 12:01	10
Chlorobenzene	0.010	U	0.010	0.0075	mg/L			01/11/22 12:01	10
Chloroform	0.010	U	0.010	0.0034	mg/L			01/11/22 12:01	10
Tetrachloroethene	0.010	U	0.010	0.0036	mg/L			01/11/22 12:01	10
Trichloroethene	0.010	U	0.010	0.0046	mg/L			01/11/22 12:01	10
Vinyl chloride	0.010	U	0.010	0.0090	mg/L			01/11/22 12:01	10

Surrogate	*%Recovery*	*Qualifier*	*Limits*	*Prepared*	*Analyzed*	*Dil Fac*
1,2-Dichloroethane-d4 (Surr)	*103*		*77 - 120*		*01/11/22 12:01*	*10*
4-Bromofluorobenzene (Surr)	*109*		*73 - 120*		*01/11/22 12:01*	*10*
Dibromofluoromethane (Surr)	*107*		*75 - 123*		*01/11/22 12:01*	*10*
Toluene-d8 (Surr)	*102*		*80 - 120*		*01/11/22 12:01*	*10*

Method: 8270D - Semivolatile Organic Compounds (GC/MS) - TCLP

Analyte	Result	Qualifier	RL	MDL	Unit	D	Prepared	Analyzed	Dil Fac
1,4-Dichlorobenzene	0.040	U	0.040	0.0018	mg/L		01/07/22 14:55	01/10/22 20:03	1
2,4,5-Trichlorophenol	0.020	U	0.020	0.0019	mg/L		01/07/22 14:55	01/10/22 20:03	1
2,4,6-Trichlorophenol	0.020	U	0.020	0.0024	mg/L		01/07/22 14:55	01/10/22 20:03	1
2,4-Dinitrotoluene	0.020	U	0.020	0.0017	mg/L		01/07/22 14:55	01/10/22 20:03	1
2-Methylphenol	0.020	U	0.020	0.0016	mg/L		01/07/22 14:55	01/10/22 20:03	1
3-Methylphenol	0.040	U	0.040	0.0016	mg/L		01/07/22 14:55	01/10/22 20:03	1
4-Methylphenol	0.040	U	0.040	0.0014	mg/L		01/07/22 14:55	01/10/22 20:03	1
Hexachlorobenzene	0.020	U	0.020	0.0020	mg/L		01/07/22 14:55	01/10/22 20:03	1
Hexachlorobutadiene	0.020	U	0.020	0.0027	mg/L		01/07/22 14:55	01/10/22 20:03	1
Hexachloroethane	0.020	U	0.020	0.0023	mg/L		01/07/22 14:55	01/10/22 20:03	1
Nitrobenzene	0.020	U	0.020	0.0011	mg/L		01/07/22 14:55	01/10/22 20:03	1
Pentachlorophenol	0.040	U	0.040	0.0088	mg/L		01/07/22 14:55	01/10/22 20:03	1

Client Sample Results

Client: Brydges Engineering in Environment & Energy DPC
Project/Site: Pilgrim Village Family

Job ID: 480-193838-1

Client Sample ID: PF17

Date Collected: 12/28/21 10:42
Date Received: 12/29/21 11:25

Lab Sample ID: 480-193838-17

Matrix: Solid

Method: 8270D - Semivolatile Organic Compounds (GC/MS) - TCLP (Continued)

Analyte	Result	Qualifier	RL	MDL	Unit	D	Prepared	Analyzed	Dil Fac
Pyridine	0.10	U	0.10	0.0016	mg/L		01/07/22 14:55	01/10/22 20:03	1

Surrogate	*%Recovery*	*Qualifier*	*Limits*	*Prepared*	*Analyzed*	*Dil Fac*
2,4,6-Tribromophenol (Surr)	*90*		*41 - 120*	*01/07/22 14:55*	*01/10/22 20:03*	*1*
2-Fluorobiphenyl (Surr)	*95*		*48 - 120*	*01/07/22 14:55*	*01/10/22 20:03*	*1*
2-Fluorophenol (Surr)	*51*		*35 - 120*	*01/07/22 14:55*	*01/10/22 20:03*	*1*
Nitrobenzene-d5 (Surr)	*90*		*46 - 120*	*01/07/22 14:55*	*01/10/22 20:03*	*1*
Phenol-d5 (Surr)	*35*		*22 - 120*	*01/07/22 14:55*	*01/10/22 20:03*	*1*
p-Terphenyl-d14 (Surr)	*103*		*60 - 148*	*01/07/22 14:55*	*01/10/22 20:03*	*1*

Method: 8081B - Organochlorine Pesticides (GC) - TCLP

Analyte	Result	Qualifier	RL	MDL	Unit	D	Prepared	Analyzed	Dil Fac
gamma-BHC (Lindane)	0.00020	U	0.00020	0.0000060	mg/L		01/07/22 11:05	01/10/22 13:46	1
Chlordane (technical)	0.0020	U	0.0020	0.000029	mg/L		01/07/22 11:05	01/10/22 13:46	1
Endrin	0.00020	U	0.00020	0.000014	mg/L		01/07/22 11:05	01/10/22 13:46	1
Heptachlor	0.00020	U	0.00020	0.0000085	mg/L		01/07/22 11:05	01/10/22 13:46	1
Heptachlor epoxide	0.00020	U *+	0.00020	0.0000053	mg/L		01/07/22 11:05	01/10/22 13:46	1
Methoxychlor	0.00020	U	0.00020	0.000014	mg/L		01/07/22 11:05	01/10/22 13:46	1
Toxaphene	0.0020	U	0.0020	0.00012	mg/L		01/07/22 11:05	01/10/22 13:46	1

Surrogate	*%Recovery*	*Qualifier*	*Limits*	*Prepared*	*Analyzed*	*Dil Fac*
DCB Decachlorobiphenyl	*78*		*20 - 120*	*01/07/22 11:05*	*01/10/22 13:46*	*1*
Tetrachloro-m-xylene	*86*		*44 - 120*	*01/07/22 11:05*	*01/10/22 13:46*	*1*

Method: 8151 - TCLP Herbicides - TCLP

Analyte	Result	Qualifier	RL	MDL	Unit	D	Prepared	Analyzed	Dil Fac
2,4-D	0.0020	U	0.0020	0.00040	mg/L		01/07/22 11:11	01/10/22 20:40	1
Silvex (2,4,5-TP)	0.0020	U	0.0020	0.00036	mg/L		01/07/22 11:11	01/10/22 20:40	1

Surrogate	*%Recovery*	*Qualifier*	*Limits*	*Prepared*	*Analyzed*	*Dil Fac*
2,4-Dichlorophenylacetic acid	*14*	*S1-*	*48 - 132*	*01/07/22 11:11*	*01/10/22 20:40*	*1*

Method: 6010C - Metals (ICP) - TCLP

Analyte	Result	Qualifier	RL	MDL	Unit	D	Prepared	Analyzed	Dil Fac
Arsenic	0.015	U	0.015	0.0056	mg/L		01/07/22 11:22	01/07/22 23:18	1
Barium	**0.78**	**J**	1.0	0.10	mg/L		01/07/22 11:22	01/07/22 23:18	1
Cadmium	**0.0028**		0.0020	0.00050	mg/L		01/07/22 11:22	01/07/22 23:18	1
Chromium	0.020	U	0.020	0.010	mg/L		01/07/22 11:22	01/07/22 23:18	1
Lead	**0.038**		0.020	0.0030	mg/L		01/07/22 11:22	01/07/22 23:18	1
Selenium	0.025	U	0.025	0.0087	mg/L		01/07/22 11:22	01/07/22 23:18	1
Silver	0.0060	U	0.0060	0.0017	mg/L		01/07/22 11:22	01/07/22 23:18	1

Method: 7470A - TCLP Mercury - TCLP

Analyte	Result	Qualifier	RL	MDL	Unit	D	Prepared	Analyzed	Dil Fac
Mercury	0.00020	U	0.00020	0.000043	mg/L		01/07/22 12:47	01/07/22 16:52	1

General Chemistry

Analyte	Result	Qualifier	RL	MDL	Unit	D	Prepared	Analyzed	Dil Fac
Cyanide, Reactive	9.9	U	9.9	9.9	mg/Kg		01/06/22 12:52	01/06/22 13:42	1
Sulfide, Reactive	9.9	U	9.9	9.9	mg/Kg		01/06/22 12:52	01/06/22 13:00	1

Client Sample ID: PF17
Date Collected: 12/28/21 10:42
Date Received: 12/29/21 11:25

Lab Sample ID: 480-193838-17
Matrix: Solid

Analyte	Result	Qualifier	RL	RL	Unit	D	Prepared	Analyzed	Dil Fac
Flashpoint	**>180**		50.0	50.0	Degrees F			01/12/22 20:39	1
pH	**8.1**	**HF**	0.1	0.1	SU			01/06/22 10:45	1
Temperature	**20.2**	**HF**	0.001	0.001	Degrees C			01/06/22 10:45	1

Client Sample ID: PF17
Date Collected: 12/28/21 10:42
Date Received: 12/29/21 11:25

Lab Sample ID: 480-193838-17
Matrix: Solid
Percent Solids: 84.6

Method: 8015D - Gasoline Range Organics (GRO) (GC)

Analyte	Result	Qualifier	RL	MDL	Unit	D	Prepared	Analyzed	Dil Fac
Gasoline Range Organics [C6 - C10]	1.5	U	1.5	0.39	mg/Kg	☼	01/04/22 07:52	01/05/22 01:22	1

Surrogate	*%Recovery*	*Qualifier*	*Limits*	*Prepared*	*Analyzed*	*Dil Fac*
a,a,a-Trifluorotoluene	*83*		*46 - 156*	*01/04/22 07:52*	*01/05/22 01:22*	*1*

Method: 8015D - Diesel Range Organics (DRO) (GC)

Analyte	Result	Qualifier	RL	MDL	Unit	D	Prepared	Analyzed	Dil Fac
Diesel Range Organics [C10-C28]	**8.1**	**J**	20	5.9	mg/Kg	☼	01/03/22 14:39	01/05/22 17:11	1

Surrogate	*%Recovery*	*Qualifier*	*Limits*	*Prepared*	*Analyzed*	*Dil Fac*
o-Terphenyl	*79*		*48 - 125*	*01/03/22 14:39*	*01/05/22 17:11*	*1*

Method: 8082A - Polychlorinated Biphenyls (PCBs) by Gas Chromatography

Analyte	Result	Qualifier	RL	MDL	Unit	D	Prepared	Analyzed	Dil Fac
PCB-1016	0.24	U	0.24	0.046	mg/Kg	☼	01/03/22 08:48	01/04/22 17:25	1
PCB-1221	0.24	U	0.24	0.046	mg/Kg	☼	01/03/22 08:48	01/04/22 17:25	1
PCB-1232	0.24	U	0.24	0.046	mg/Kg	☼	01/03/22 08:48	01/04/22 17:25	1
PCB-1242	0.24	U	0.24	0.046	mg/Kg	☼	01/03/22 08:48	01/04/22 17:25	1
PCB-1248	0.24	U	0.24	0.046	mg/Kg	☼	01/03/22 08:48	01/04/22 17:25	1
PCB-1254	0.24	U	0.24	0.11	mg/Kg	☼	01/03/22 08:48	01/04/22 17:25	1
PCB-1260	**0.13**	**J**	0.24	0.11	mg/Kg	☼	01/03/22 08:48	01/04/22 17:25	1
PCB-1262	0.24	U	0.24	0.11	mg/Kg	☼	01/03/22 08:48	01/04/22 17:25	1
PCB-1268	0.24	U	0.24	0.11	mg/Kg	☼	01/03/22 08:48	01/04/22 17:25	1

Surrogate	*%Recovery*	*Qualifier*	*Limits*	*Prepared*	*Analyzed*	*Dil Fac*
DCB Decachlorobiphenyl	*138*		*65 - 174*	*01/03/22 08:48*	*01/04/22 17:25*	*1*
Tetrachloro-m-xylene	*130*		*60 - 154*	*01/03/22 08:48*	*01/04/22 17:25*	*1*

Client Sample ID: PF18
Date Collected: 12/28/21 10:48
Date Received: 12/29/21 11:25

Lab Sample ID: 480-193838-18
Matrix: Solid

Method: 8260C - TCLP Volatiles - TCLP

Analyte	Result	Qualifier	RL	MDL	Unit	D	Prepared	Analyzed	Dil Fac
1,1-Dichloroethene	0.010	U	0.010	0.0029	mg/L			01/11/22 12:23	10
1,2-Dichloroethane	0.010	U	0.010	0.0021	mg/L			01/11/22 12:23	10
2-Butanone (MEK)	0.050	U	0.050	0.013	mg/L			01/11/22 12:23	10
Benzene	0.010	U	0.010	0.0041	mg/L			01/11/22 12:23	10
Carbon tetrachloride	0.010	U	0.010	0.0027	mg/L			01/11/22 12:23	10
Chlorobenzene	0.010	U	0.010	0.0075	mg/L			01/11/22 12:23	10
Chloroform	0.010	U	0.010	0.0034	mg/L			01/11/22 12:23	10
Tetrachloroethene	0.010	U	0.010	0.0036	mg/L			01/11/22 12:23	10
Trichloroethene	0.010	U	0.010	0.0046	mg/L			01/11/22 12:23	10

Client Sample ID: PF18
Lab Sample ID: 480-193838-18

Date Collected: 12/28/21 10:48
Matrix: Solid
Date Received: 12/29/21 11:25

Method: 8260C - TCLP Volatiles - TCLP (Continued)

Analyte	Result	Qualifier	RL	MDL	Unit	D	Prepared	Analyzed	Dil Fac
Vinyl chloride	0.010	U	0.010	0.0090	mg/L			01/11/22 12:23	10

Surrogate	*%Recovery*	*Qualifier*	*Limits*	*Prepared*	*Analyzed*	*Dil Fac*
1,2-Dichloroethane-d4 (Surr)	*104*		*77 - 120*		*01/11/22 12:23*	*10*
4-Bromofluorobenzene (Surr)	*107*		*73 - 120*		*01/11/22 12:23*	*10*
Dibromofluoromethane (Surr)	*108*		*75 - 123*		*01/11/22 12:23*	*10*
Toluene-d8 (Surr)	*102*		*80 - 120*		*01/11/22 12:23*	*10*

Method: 8270D - Semivolatile Organic Compounds (GC/MS) - TCLP

Analyte	Result	Qualifier	RL	MDL	Unit	D	Prepared	Analyzed	Dil Fac
1,4-Dichlorobenzene	0.040	U	0.040	0.0018	mg/L		01/07/22 14:55	01/10/22 20:26	1
2,4,5-Trichlorophenol	0.020	U	0.020	0.0019	mg/L		01/07/22 14:55	01/10/22 20:26	1
2,4,6-Trichlorophenol	0.020	U	0.020	0.0024	mg/L		01/07/22 14:55	01/10/22 20:26	1
2,4-Dinitrotoluene	0.020	U	0.020	0.0017	mg/L		01/07/22 14:55	01/10/22 20:26	1
2-Methylphenol	0.020	U	0.020	0.0016	mg/L		01/07/22 14:55	01/10/22 20:26	1
3-Methylphenol	0.040	U	0.040	0.0016	mg/L		01/07/22 14:55	01/10/22 20:26	1
4-Methylphenol	0.040	U	0.040	0.0014	mg/L		01/07/22 14:55	01/10/22 20:26	1
Hexachlorobenzene	0.020	U	0.020	0.0020	mg/L		01/07/22 14:55	01/10/22 20:26	1
Hexachlorobutadiene	0.020	U	0.020	0.0027	mg/L		01/07/22 14:55	01/10/22 20:26	1
Hexachloroethane	0.020	U	0.020	0.0023	mg/L		01/07/22 14:55	01/10/22 20:26	1
Nitrobenzene	0.020	U	0.020	0.0011	mg/L		01/07/22 14:55	01/10/22 20:26	1
Pentachlorophenol	0.040	U	0.040	0.0088	mg/L		01/07/22 14:55	01/10/22 20:26	1
Pyridine	0.10	U	0.10	0.0016	mg/L		01/07/22 14:55	01/10/22 20:26	1

Surrogate	*%Recovery*	*Qualifier*	*Limits*	*Prepared*	*Analyzed*	*Dil Fac*
2,4,6-Tribromophenol (Surr)	*93*		*41 - 120*	*01/07/22 14:55*	*01/10/22 20:26*	*1*
2-Fluorobiphenyl (Surr)	*99*		*48 - 120*	*01/07/22 14:55*	*01/10/22 20:26*	*1*
2-Fluorophenol (Surr)	*51*		*35 - 120*	*01/07/22 14:55*	*01/10/22 20:26*	*1*
Nitrobenzene-d5 (Surr)	*95*		*46 - 120*	*01/07/22 14:55*	*01/10/22 20:26*	*1*
Phenol-d5 (Surr)	*35*		*22 - 120*	*01/07/22 14:55*	*01/10/22 20:26*	*1*
p-Terphenyl-d14 (Surr)	*111*		*60 - 148*	*01/07/22 14:55*	*01/10/22 20:26*	*1*

Method: 8081B - Organochlorine Pesticides (GC) - TCLP

Analyte	Result	Qualifier	RL	MDL	Unit	D	Prepared	Analyzed	Dil Fac
gamma-BHC (Lindane)	0.00020	U	0.00020	0.0000060	mg/L		01/07/22 11:05	01/10/22 14:06	1
Chlordane (technical)	0.0020	U	0.0020	0.000029	mg/L		01/07/22 11:05	01/10/22 14:06	1
Endrin	0.00020	U	0.00020	0.000014	mg/L		01/07/22 11:05	01/10/22 14:06	1
Heptachlor	0.00020	U	0.00020	0.0000085	mg/L		01/07/22 11:05	01/10/22 14:06	1
Heptachlor epoxide	0.00020	U *+	0.00020	0.0000053	mg/L		01/07/22 11:05	01/10/22 14:06	1
Methoxychlor	0.00020	U	0.00020	0.000014	mg/L		01/07/22 11:05	01/10/22 14:06	1
Toxaphene	0.0020	U	0.0020	0.00012	mg/L		01/07/22 11:05	01/10/22 14:06	1

Surrogate	*%Recovery*	*Qualifier*	*Limits*	*Prepared*	*Analyzed*	*Dil Fac*
DCB Decachlorobiphenyl	*80*		*20 - 120*	*01/07/22 11:05*	*01/10/22 14:06*	*1*
Tetrachloro-m-xylene	*90*		*44 - 120*	*01/07/22 11:05*	*01/10/22 14:06*	*1*

Method: 8151 - TCLP Herbicides - TCLP

Analyte	Result	Qualifier	RL	MDL	Unit	D	Prepared	Analyzed	Dil Fac
2,4-D	0.0020	U	0.0020	0.00040	mg/L		01/07/22 11:11	01/10/22 21:10	1
Silvex (2,4,5-TP)	0.0020	U	0.0020	0.00036	mg/L		01/07/22 11:11	01/10/22 21:10	1

Client Sample ID: PF18

Lab Sample ID: 480-193838-18

Date Collected: 12/28/21 10:48
Matrix: Solid
Date Received: 12/29/21 11:25

Surrogate	*%Recovery*	*Qualifier*	*Limits*	*Prepared*	*Analyzed*	*Dil Fac*
2,4-Dichlorophenylacetic acid	*14*	*S1-*	*48 - 132*	*01/07/22 11:11*	*01/10/22 21:10*	*1*

Method: 6010C - Metals (ICP) - TCLP

Analyte	Result	Qualifier	RL	MDL	Unit	D	Prepared	Analyzed	Dil Fac
Arsenic	0.015	U	0.015	0.0056	mg/L		01/07/22 11:22	01/07/22 23:33	1
Barium	**0.33**	**J**	1.0	0.10	mg/L		01/07/22 11:22	01/07/22 23:33	1
Cadmium	**0.0023**		0.0020	0.00050	mg/L		01/07/22 11:22	01/07/22 23:33	1
Chromium	0.020	U	0.020	0.010	mg/L		01/07/22 11:22	01/07/22 23:33	1
Lead	0.020	U	0.020	0.0030	mg/L		01/07/22 11:22	01/07/22 23:33	1
Selenium	0.025	U	0.025	0.0087	mg/L		01/07/22 11:22	01/07/22 23:33	1
Silver	0.0060	U	0.0060	0.0017	mg/L		01/07/22 11:22	01/07/22 23:33	1

Method: 7470A - TCLP Mercury - TCLP

Analyte	Result	Qualifier	RL	MDL	Unit	D	Prepared	Analyzed	Dil Fac
Mercury	0.00020	U F1	0.00020	0.000043	mg/L		01/07/22 12:47	01/07/22 16:54	1

General Chemistry

Analyte	Result	Qualifier	RL	MDL	Unit	D	Prepared	Analyzed	Dil Fac
Cyanide, Reactive	10	U	10	10	mg/Kg		01/06/22 12:52	01/06/22 13:44	1
Sulfide, Reactive	10	U	10	10	mg/Kg		01/06/22 12:52	01/06/22 13:00	1

Analyte	Result	Qualifier	RL	RL	Unit	D	Prepared	Analyzed	Dil Fac
Flashpoint	**>175**		50.0	50.0	Degrees F			01/12/22 20:45	1
pH	**8.4**	**HF**	0.1	0.1	SU			01/06/22 10:45	1
Temperature	**19.5**	**HF**	0.001	0.001	Degrees C			01/06/22 10:45	1

Client Sample ID: PF18

Lab Sample ID: 480-193838-18

Date Collected: 12/28/21 10:48
Matrix: Solid
Date Received: 12/29/21 11:25
Percent Solids: 86.9

Method: 8015D - Gasoline Range Organics (GRO) (GC)

Analyte	Result	Qualifier	RL	MDL	Unit	D	Prepared	Analyzed	Dil Fac
Gasoline Range Organics [C6 - C10]	1.3	U	1.3	0.34	mg/Kg	☼	01/06/22 07:10	01/06/22 11:01	1

Surrogate	*%Recovery*	*Qualifier*	*Limits*	*Prepared*	*Analyzed*	*Dil Fac*
a,a,a-Trifluorotoluene	*93*		*46 - 156*	*01/06/22 07:10*	*01/06/22 11:01*	*1*

Method: 8015D - Diesel Range Organics (DRO) (GC)

Analyte	Result	Qualifier	RL	MDL	Unit	D	Prepared	Analyzed	Dil Fac
Diesel Range Organics [C10-C28]	19	U	19	5.7	mg/Kg	☼	01/03/22 14:39	01/05/22 17:47	1

Surrogate	*%Recovery*	*Qualifier*	*Limits*	*Prepared*	*Analyzed*	*Dil Fac*
o-Terphenyl	*64*		*48 - 125*	*01/03/22 14:39*	*01/05/22 17:47*	*1*

Method: 8082A - Polychlorinated Biphenyls (PCBs) by Gas Chromatography

Analyte	Result	Qualifier	RL	MDL	Unit	D	Prepared	Analyzed	Dil Fac
PCB-1016	0.22	U	0.22	0.043	mg/Kg	☼	01/03/22 08:48	01/04/22 17:37	1
PCB-1221	0.22	U	0.22	0.043	mg/Kg	☼	01/03/22 08:48	01/04/22 17:37	1
PCB-1232	0.22	U	0.22	0.043	mg/Kg	☼	01/03/22 08:48	01/04/22 17:37	1
PCB-1242	0.22	U	0.22	0.043	mg/Kg	☼	01/03/22 08:48	01/04/22 17:37	1
PCB-1248	0.22	U	0.22	0.043	mg/Kg	☼	01/03/22 08:48	01/04/22 17:37	1
PCB-1254	0.22	U	0.22	0.10	mg/Kg	☼	01/03/22 08:48	01/04/22 17:37	1
PCB-1260	0.22	U	0.22	0.10	mg/Kg	☼	01/03/22 08:48	01/04/22 17:37	1

Client Sample ID: PF18

Lab Sample ID: 480-193838-18

Date Collected: 12/28/21 10:48
Matrix: Solid
Date Received: 12/29/21 11:25
Percent Solids: 86.9

Method: 8082A - Polychlorinated Biphenyls (PCBs) by Gas Chromatography (Continued)

Analyte	Result	Qualifier	RL	MDL	Unit	D	Prepared	Analyzed	Dil Fac
PCB-1262	0.22	U	0.22	0.10	mg/Kg	☼	01/03/22 08:48	01/04/22 17:37	1
PCB-1268	0.22	U	0.22	0.10	mg/Kg	☼	01/03/22 08:48	01/04/22 17:37	1

Surrogate	*%Recovery*	*Qualifier*	*Limits*	*Prepared*	*Analyzed*	*Dil Fac*
DCB Decachlorobiphenyl	*115*		*65 - 174*	*01/03/22 08:48*	*01/04/22 17:37*	*1*
Tetrachloro-m-xylene	*111*		*60 - 154*	*01/03/22 08:48*	*01/04/22 17:37*	*1*

Client Sample ID: PF19

Lab Sample ID: 480-193838-19

Date Collected: 12/28/21 10:54
Matrix: Solid
Date Received: 12/29/21 11:25

Method: 8260C - TCLP Volatiles - TCLP

Analyte	Result	Qualifier	RL	MDL	Unit	D	Prepared	Analyzed	Dil Fac
1,1-Dichloroethene	0.010	U	0.010	0.0029	mg/L			01/11/22 12:45	10
1,2-Dichloroethane	0.010	U	0.010	0.0021	mg/L			01/11/22 12:45	10
2-Butanone (MEK)	0.050	U	0.050	0.013	mg/L			01/11/22 12:45	10
Benzene	0.010	U	0.010	0.0041	mg/L			01/11/22 12:45	10
Carbon tetrachloride	0.010	U	0.010	0.0027	mg/L			01/11/22 12:45	10
Chlorobenzene	0.010	U	0.010	0.0075	mg/L			01/11/22 12:45	10
Chloroform	0.010	U	0.010	0.0034	mg/L			01/11/22 12:45	10
Tetrachloroethene	0.010	U	0.010	0.0036	mg/L			01/11/22 12:45	10
Trichloroethene	0.010	U	0.010	0.0046	mg/L			01/11/22 12:45	10
Vinyl chloride	0.010	U	0.010	0.0090	mg/L			01/11/22 12:45	10

Surrogate	*%Recovery*	*Qualifier*	*Limits*	*Prepared*	*Analyzed*	*Dil Fac*
1,2-Dichloroethane-d4 (Surr)	*102*		*77 - 120*		*01/11/22 12:45*	*10*
4-Bromofluorobenzene (Surr)	*111*		*73 - 120*		*01/11/22 12:45*	*10*
Dibromofluoromethane (Surr)	*104*		*75 - 123*		*01/11/22 12:45*	*10*
Toluene-d8 (Surr)	*98*		*80 - 120*		*01/11/22 12:45*	*10*

Method: 8270D - Semivolatile Organic Compounds (GC/MS) - TCLP

Analyte	Result	Qualifier	RL	MDL	Unit	D	Prepared	Analyzed	Dil Fac
1,4-Dichlorobenzene	0.040	U	0.040	0.0018	mg/L		01/07/22 14:55	01/10/22 20:50	1
2,4,5-Trichlorophenol	0.020	U	0.020	0.0019	mg/L		01/07/22 14:55	01/10/22 20:50	1
2,4,6-Trichlorophenol	0.020	U	0.020	0.0024	mg/L		01/07/22 14:55	01/10/22 20:50	1
2,4-Dinitrotoluene	0.020	U	0.020	0.0017	mg/L		01/07/22 14:55	01/10/22 20:50	1
2-Methylphenol	0.020	U	0.020	0.0016	mg/L		01/07/22 14:55	01/10/22 20:50	1
3-Methylphenol	0.040	U	0.040	0.0016	mg/L		01/07/22 14:55	01/10/22 20:50	1
4-Methylphenol	0.040	U	0.040	0.0014	mg/L		01/07/22 14:55	01/10/22 20:50	1
Hexachlorobenzene	0.020	U	0.020	0.0020	mg/L		01/07/22 14:55	01/10/22 20:50	1
Hexachlorobutadiene	0.020	U	0.020	0.0027	mg/L		01/07/22 14:55	01/10/22 20:50	1
Hexachloroethane	0.020	U	0.020	0.0023	mg/L		01/07/22 14:55	01/10/22 20:50	1
Nitrobenzene	0.020	U	0.020	0.0011	mg/L		01/07/22 14:55	01/10/22 20:50	1
Pentachlorophenol	0.040	U	0.040	0.0088	mg/L		01/07/22 14:55	01/10/22 20:50	1
Pyridine	0.10	U	0.10	0.0016	mg/L		01/07/22 14:55	01/10/22 20:50	1

Surrogate	*%Recovery*	*Qualifier*	*Limits*	*Prepared*	*Analyzed*	*Dil Fac*
2,4,6-Tribromophenol (Surr)	*87*		*41 - 120*	*01/07/22 14:55*	*01/10/22 20:50*	*1*
2-Fluorobiphenyl (Surr)	*85*		*48 - 120*	*01/07/22 14:55*	*01/10/22 20:50*	*1*
2-Fluorophenol (Surr)	*44*		*35 - 120*	*01/07/22 14:55*	*01/10/22 20:50*	*1*
Nitrobenzene-d5 (Surr)	*78*		*46 - 120*	*01/07/22 14:55*	*01/10/22 20:50*	*1*

Client Sample ID: PF19
Lab Sample ID: 480-193838-19

Date Collected: 12/28/21 10:54
Matrix: Solid
Date Received: 12/29/21 11:25

Method: 8270D - Semivolatile Organic Compounds (GC/MS) - TCLP (Continued)

Surrogate	*%Recovery*	*Qualifier*	*Limits*	*Prepared*	*Analyzed*	*Dil Fac*
Phenol-d5 (Surr)	*32*		*22 - 120*	*01/07/22 14:55*	*01/10/22 20:50*	*1*
p-Terphenyl-d14 (Surr)	*103*		*60 - 148*	*01/07/22 14:55*	*01/10/22 20:50*	*1*

Method: 8081B - Organochlorine Pesticides (GC) - TCLP

Analyte	Result	Qualifier	RL	MDL	Unit	D	Prepared	Analyzed	Dil Fac
gamma-BHC (Lindane)	0.00020	U	0.00020	0.0000060	mg/L		01/07/22 11:05	01/10/22 14:25	1
Chlordane (technical)	0.0020	U	0.0020	0.000029	mg/L		01/07/22 11:05	01/10/22 14:25	1
Endrin	0.00020	U	0.00020	0.000014	mg/L		01/07/22 11:05	01/10/22 14:25	1
Heptachlor	0.00020	U	0.00020	0.0000085	mg/L		01/07/22 11:05	01/10/22 14:25	1
Heptachlor epoxide	0.00020	U *+	0.00020	0.0000053	mg/L		01/07/22 11:05	01/10/22 14:25	1
Methoxychlor	0.00020	U	0.00020	0.000014	mg/L		01/07/22 11:05	01/10/22 14:25	1
Toxaphene	0.0020	U	0.0020	0.00012	mg/L		01/07/22 11:05	01/10/22 14:25	1

Surrogate	*%Recovery*	*Qualifier*	*Limits*	*Prepared*	*Analyzed*	*Dil Fac*
DCB Decachlorobiphenyl	*83*		*20 - 120*	*01/07/22 11:05*	*01/10/22 14:25*	*1*
Tetrachloro-m-xylene	*86*		*44 - 120*	*01/07/22 11:05*	*01/10/22 14:25*	*1*

Method: 8151 - TCLP Herbicides - TCLP

Analyte	Result	Qualifier	RL	MDL	Unit	D	Prepared	Analyzed	Dil Fac
2,4-D	0.0020	U	0.0020	0.00040	mg/L		01/07/22 11:11	01/10/22 21:40	1
Silvex (2,4,5-TP)	0.0020	U	0.0020	0.00036	mg/L		01/07/22 11:11	01/10/22 21:40	1

Surrogate	*%Recovery*	*Qualifier*	*Limits*	*Prepared*	*Analyzed*	*Dil Fac*
2,4-Dichlorophenylacetic acid	*14*	*S1-*	*48 - 132*	*01/07/22 11:11*	*01/10/22 21:40*	*1*

Method: 6010C - Metals (ICP) - TCLP

Analyte	Result	Qualifier	RL	MDL	Unit	D	Prepared	Analyzed	Dil Fac
Arsenic	0.015	U	0.015	0.0056	mg/L		01/07/22 11:22	01/07/22 23:52	1
Barium	**0.28**	**J**	1.0	0.10	mg/L		01/07/22 11:22	01/07/22 23:52	1
Cadmium	**0.0021**		0.0020	0.00050	mg/L		01/07/22 11:22	01/07/22 23:52	1
Chromium	0.020	U	0.020	0.010	mg/L		01/07/22 11:22	01/07/22 23:52	1
Lead	0.020	U	0.020	0.0030	mg/L		01/07/22 11:22	01/07/22 23:52	1
Selenium	0.025	U	0.025	0.0087	mg/L		01/07/22 11:22	01/07/22 23:52	1
Silver	0.0060	U	0.0060	0.0017	mg/L		01/07/22 11:22	01/07/22 23:52	1

Method: 7470A - TCLP Mercury - TCLP

Analyte	Result	Qualifier	RL	MDL	Unit	D	Prepared	Analyzed	Dil Fac
Mercury	0.00020	U	0.00020	0.000043	mg/L		01/07/22 12:47	01/07/22 16:59	1

General Chemistry

Analyte	Result	Qualifier	RL	MDL	Unit	D	Prepared	Analyzed	Dil Fac
Cyanide, Reactive	10	U	10	10	mg/Kg		01/07/22 08:30	01/07/22 16:23	1
Sulfide, Reactive	10	U	10	10	mg/Kg		01/07/22 08:30	01/07/22 14:00	1

Analyte	Result	Qualifier	RL	RL	Unit	D	Prepared	Analyzed	Dil Fac
Flashpoint	**>180**		50.0	50.0	Degrees F			01/12/22 20:39	1
pH	**8.3**	**HF**	0.1	0.1	SU			01/06/22 10:45	1
Temperature	**19.6**	**HF**	0.001	0.001	Degrees C			01/06/22 10:45	1

Client Sample ID: PF19

Lab Sample ID: 480-193838-19

Date Collected: 12/28/21 10:54
Date Received: 12/29/21 11:25

Matrix: Solid
Percent Solids: 87.0

Method: 8015D - Gasoline Range Organics (GRO) (GC)

Analyte	Result	Qualifier	RL	MDL	Unit	D	Prepared	Analyzed	Dil Fac
Gasoline Range Organics [C6 - C10]	1.2	J	1.4	0.38	mg/Kg	☼	01/06/22 07:10	01/06/22 11:37	1

Surrogate	*%Recovery*	*Qualifier*	*Limits*	*Prepared*	*Analyzed*	*Dil Fac*
a,a,a-Trifluorotoluene	*97*		*46 - 156*	*01/06/22 07:10*	*01/06/22 11:37*	*1*

Method: 8015D - Diesel Range Organics (DRO) (GC)

Analyte	Result	Qualifier	RL	MDL	Unit	D	Prepared	Analyzed	Dil Fac
Diesel Range Organics [C10-C28]	19	U	19	5.6	mg/Kg	☼	01/03/22 14:39	01/05/22 09:26	1

Surrogate	*%Recovery*	*Qualifier*	*Limits*	*Prepared*	*Analyzed*	*Dil Fac*
o-Terphenyl	*80*		*48 - 125*	*01/03/22 14:39*	*01/05/22 09:26*	*1*

Method: 8082A - Polychlorinated Biphenyls (PCBs) by Gas Chromatography

Analyte	Result	Qualifier	RL	MDL	Unit	D	Prepared	Analyzed	Dil Fac
PCB-1016	0.24	U	0.24	0.046	mg/Kg	☼	01/03/22 08:48	01/04/22 17:50	1
PCB-1221	0.24	U	0.24	0.046	mg/Kg	☼	01/03/22 08:48	01/04/22 17:50	1
PCB-1232	0.24	U	0.24	0.046	mg/Kg	☼	01/03/22 08:48	01/04/22 17:50	1
PCB-1242	0.24	U	0.24	0.046	mg/Kg	☼	01/03/22 08:48	01/04/22 17:50	1
PCB-1248	0.24	U	0.24	0.046	mg/Kg	☼	01/03/22 08:48	01/04/22 17:50	1
PCB-1254	0.24	U	0.24	0.11	mg/Kg	☼	01/03/22 08:48	01/04/22 17:50	1
PCB-1260	0.24	U	0.24	0.11	mg/Kg	☼	01/03/22 08:48	01/04/22 17:50	1
PCB-1262	0.24	U	0.24	0.11	mg/Kg	☼	01/03/22 08:48	01/04/22 17:50	1
PCB-1268	0.24	U	0.24	0.11	mg/Kg	☼	01/03/22 08:48	01/04/22 17:50	1

Surrogate	*%Recovery*	*Qualifier*	*Limits*	*Prepared*	*Analyzed*	*Dil Fac*
DCB Decachlorobiphenyl	*109*		*65 - 174*	*01/03/22 08:48*	*01/04/22 17:50*	*1*
Tetrachloro-m-xylene	*107*		*60 - 154*	*01/03/22 08:48*	*01/04/22 17:50*	*1*

Client Sample ID: PF20

Lab Sample ID: 480-193838-20

Date Collected: 12/28/21 11:00
Date Received: 12/29/21 11:25

Matrix: Solid

Method: 8260C - TCLP Volatiles - TCLP

Analyte	Result	Qualifier	RL	MDL	Unit	D	Prepared	Analyzed	Dil Fac
1,1-Dichloroethene	0.010	U	0.010	0.0029	mg/L			01/11/22 13:07	10
1,2-Dichloroethane	0.010	U	0.010	0.0021	mg/L			01/11/22 13:07	10
2-Butanone (MEK)	0.050	U	0.050	0.013	mg/L			01/11/22 13:07	10
Benzene	0.010	U	0.010	0.0041	mg/L			01/11/22 13:07	10
Carbon tetrachloride	0.010	U	0.010	0.0027	mg/L			01/11/22 13:07	10
Chlorobenzene	0.010	U	0.010	0.0075	mg/L			01/11/22 13:07	10
Chloroform	0.010	U	0.010	0.0034	mg/L			01/11/22 13:07	10
Tetrachloroethene	0.010	U	0.010	0.0036	mg/L			01/11/22 13:07	10
Trichloroethene	0.010	U	0.010	0.0046	mg/L			01/11/22 13:07	10
Vinyl chloride	0.010	U	0.010	0.0090	mg/L			01/11/22 13:07	10

Surrogate	*%Recovery*	*Qualifier*	*Limits*	*Prepared*	*Analyzed*	*Dil Fac*
1,2-Dichloroethane-d4 (Surr)	*103*		*77 - 120*		*01/11/22 13:07*	*10*
4-Bromofluorobenzene (Surr)	*109*		*73 - 120*		*01/11/22 13:07*	*10*
Dibromofluoromethane (Surr)	*107*		*75 - 123*		*01/11/22 13:07*	*10*
Toluene-d8 (Surr)	*101*		*80 - 120*		*01/11/22 13:07*	*10*

Client Sample Results

Client: Brydges Engineering in Environment & Energy DPC
Project/Site: Pilgrim Village Family

Job ID: 480-193838-1

Client Sample ID: PF20

Date Collected: 12/28/21 11:00
Date Received: 12/29/21 11:25

Lab Sample ID: 480-193838-20

Matrix: Solid

Method: 8270D - Semivolatile Organic Compounds (GC/MS) - TCLP

Analyte	Result	Qualifier	RL	MDL	Unit	D	Prepared	Analyzed	Dil Fac
1,4-Dichlorobenzene	0.040	U	0.040	0.0018	mg/L		01/07/22 14:55	01/10/22 21:14	1
2,4,5-Trichlorophenol	0.020	U	0.020	0.0019	mg/L		01/07/22 14:55	01/10/22 21:14	1
2,4,6-Trichlorophenol	0.020	U	0.020	0.0024	mg/L		01/07/22 14:55	01/10/22 21:14	1
2,4-Dinitrotoluene	0.020	U	0.020	0.0017	mg/L		01/07/22 14:55	01/10/22 21:14	1
2-Methylphenol	0.020	U	0.020	0.0016	mg/L		01/07/22 14:55	01/10/22 21:14	1
3-Methylphenol	0.040	U	0.040	0.0016	mg/L		01/07/22 14:55	01/10/22 21:14	1
4-Methylphenol	0.040	U	0.040	0.0014	mg/L		01/07/22 14:55	01/10/22 21:14	1
Hexachlorobenzene	0.020	U	0.020	0.0020	mg/L		01/07/22 14:55	01/10/22 21:14	1
Hexachlorobutadiene	0.020	U	0.020	0.0027	mg/L		01/07/22 14:55	01/10/22 21:14	1
Hexachloroethane	0.020	U	0.020	0.0023	mg/L		01/07/22 14:55	01/10/22 21:14	1
Nitrobenzene	0.020	U	0.020	0.0011	mg/L		01/07/22 14:55	01/10/22 21:14	1
Pentachlorophenol	0.040	U	0.040	0.0088	mg/L		01/07/22 14:55	01/10/22 21:14	1
Pyridine	0.10	U	0.10	0.0016	mg/L		01/07/22 14:55	01/10/22 21:14	1

Surrogate	*%Recovery*	*Qualifier*	*Limits*	*Prepared*	*Analyzed*	*Dil Fac*
2,4,6-Tribromophenol (Surr)	*90*		*41 - 120*	*01/07/22 14:55*	*01/10/22 21:14*	*1*
2-Fluorobiphenyl (Surr)	*88*		*48 - 120*	*01/07/22 14:55*	*01/10/22 21:14*	*1*
2-Fluorophenol (Surr)	*43*		*35 - 120*	*01/07/22 14:55*	*01/10/22 21:14*	*1*
Nitrobenzene-d5 (Surr)	*80*		*46 - 120*	*01/07/22 14:55*	*01/10/22 21:14*	*1*
Phenol-d5 (Surr)	*29*		*22 - 120*	*01/07/22 14:55*	*01/10/22 21:14*	*1*
p-Terphenyl-d14 (Surr)	*104*		*60 - 148*	*01/07/22 14:55*	*01/10/22 21:14*	*1*

Method: 8081B - Organochlorine Pesticides (GC) - TCLP

Analyte	Result	Qualifier	RL	MDL	Unit	D	Prepared	Analyzed	Dil Fac
gamma-BHC (Lindane)	0.00020	U	0.00020	0.0000060	mg/L		01/07/22 11:05	01/10/22 14:45	1
Chlordane (technical)	0.0020	U	0.0020	0.000029	mg/L		01/07/22 11:05	01/10/22 14:45	1
Endrin	0.00020	U	0.00020	0.000014	mg/L		01/07/22 11:05	01/10/22 14:45	1
Heptachlor	0.00020	U	0.00020	0.0000085	mg/L		01/07/22 11:05	01/10/22 14:45	1
Heptachlor epoxide	0.00020	U *+	0.00020	0.0000053	mg/L		01/07/22 11:05	01/10/22 14:45	1
Methoxychlor	0.00020	U	0.00020	0.000014	mg/L		01/07/22 11:05	01/10/22 14:45	1
Toxaphene	0.0020	U	0.0020	0.00012	mg/L		01/07/22 11:05	01/10/22 14:45	1

Surrogate	*%Recovery*	*Qualifier*	*Limits*	*Prepared*	*Analyzed*	*Dil Fac*
DCB Decachlorobiphenyl	*73*		*20 - 120*	*01/07/22 11:05*	*01/10/22 14:45*	*1*
Tetrachloro-m-xylene	*88*		*44 - 120*	*01/07/22 11:05*	*01/10/22 14:45*	*1*

Method: 8151 - TCLP Herbicides - TCLP

Analyte	Result	Qualifier	RL	MDL	Unit	D	Prepared	Analyzed	Dil Fac
2,4-D	0.0020	U	0.0020	0.00040	mg/L		01/07/22 11:11	01/10/22 22:09	1
Silvex (2,4,5-TP)	0.0020	U	0.0020	0.00036	mg/L		01/07/22 11:11	01/10/22 22:09	1

Surrogate	*%Recovery*	*Qualifier*	*Limits*	*Prepared*	*Analyzed*	*Dil Fac*
2,4-Dichlorophenylacetic acid	*5*	*S1-*	*48 - 132*	*01/07/22 11:11*	*01/10/22 22:09*	*1*

Method: 6010C - Metals (ICP) - TCLP

Analyte	Result	Qualifier	RL	MDL	Unit	D	Prepared	Analyzed	Dil Fac
Arsenic	0.015	U	0.015	0.0056	mg/L		01/07/22 11:22	01/07/22 23:56	1
Barium	**0.71**	**J**	1.0	0.10	mg/L		01/07/22 11:22	01/07/22 23:56	1
Cadmium	**0.0026**		0.0020	0.00050	mg/L		01/07/22 11:22	01/07/22 23:56	1
Chromium	0.020	U	0.020	0.010	mg/L		01/07/22 11:22	01/07/22 23:56	1
Lead	**0.18**		0.020	0.0030	mg/L		01/07/22 11:22	01/07/22 23:56	1

Client Sample ID: PF20

Lab Sample ID: 480-193838-20

Date Collected: 12/28/21 11:00
Matrix: Solid
Date Received: 12/29/21 11:25

Method: 6010C - Metals (ICP) - TCLP (Continued)

Analyte	Result	Qualifier	RL	MDL	Unit	D	Prepared	Analyzed	Dil Fac
Selenium	0.025	U	0.025	0.0087	mg/L		01/07/22 11:22	01/07/22 23:56	1
Silver	0.0060	U	0.0060	0.0017	mg/L		01/07/22 11:22	01/07/22 23:56	1

Method: 7470A - TCLP Mercury - TCLP

Analyte	Result	Qualifier	RL	MDL	Unit	D	Prepared	Analyzed	Dil Fac
Mercury	**0.00010**	**J**	0.00020	0.000043	mg/L		01/07/22 12:47	01/07/22 17:03	1

General Chemistry

Analyte	Result	Qualifier	RL	MDL	Unit	D	Prepared	Analyzed	Dil Fac
Cyanide, Reactive	9.9	U	9.9	9.9	mg/Kg		01/07/22 08:30	01/07/22 16:26	1
Sulfide, Reactive	9.9	U	9.9	9.9	mg/Kg		01/07/22 08:30	01/07/22 14:00	1

Analyte	Result	Qualifier	RL	RL	Unit	D	Prepared	Analyzed	Dil Fac
Flashpoint	**>180**		50.0	50.0	Degrees F			01/12/22 20:39	1
pH	**7.6**	**HF**	0.1	0.1	SU			01/06/22 10:45	1
Temperature	**19.5**	**HF**	0.001	0.001	Degrees C			01/06/22 10:45	1

Client Sample ID: PF20

Lab Sample ID: 480-193838-20

Date Collected: 12/28/21 11:00
Matrix: Solid
Date Received: 12/29/21 11:25
Percent Solids: 82.9

Method: 8015D - Gasoline Range Organics (GRO) (GC)

Analyte	Result	Qualifier	RL	MDL	Unit	D	Prepared	Analyzed	Dil Fac
Gasoline Range Organics [C6 - C10]	**1.5**		1.4	0.37	mg/Kg	☼	01/06/22 07:10	01/06/22 12:13	1

Surrogate	*%Recovery*	*Qualifier*	*Limits*	*Prepared*	*Analyzed*	*Dil Fac*
a,a,a-Trifluorotoluene	*91*		*46 - 156*	*01/06/22 07:10*	*01/06/22 12:13*	*1*

Method: 8015D - Diesel Range Organics (DRO) (GC)

Analyte	Result	Qualifier	RL	MDL	Unit	D	Prepared	Analyzed	Dil Fac
Diesel Range Organics [C10-C28]	**9.4**	**J**	20	6.0	mg/Kg	☼	01/03/22 14:39	01/05/22 10:02	1

Surrogate	*%Recovery*	*Qualifier*	*Limits*	*Prepared*	*Analyzed*	*Dil Fac*
o-Terphenyl	*80*		*48 - 125*	*01/03/22 14:39*	*01/05/22 10:02*	*1*

Method: 8082A - Polychlorinated Biphenyls (PCBs) by Gas Chromatography

Analyte	Result	Qualifier	RL	MDL	Unit	D	Prepared	Analyzed	Dil Fac
PCB-1016	0.28	U	0.28	0.055	mg/Kg	☼	01/03/22 08:48	01/04/22 18:03	1
PCB-1221	0.28	U	0.28	0.055	mg/Kg	☼	01/03/22 08:48	01/04/22 18:03	1
PCB-1232	0.28	U	0.28	0.055	mg/Kg	☼	01/03/22 08:48	01/04/22 18:03	1
PCB-1242	0.28	U	0.28	0.055	mg/Kg	☼	01/03/22 08:48	01/04/22 18:03	1
PCB-1248	0.28	U	0.28	0.055	mg/Kg	☼	01/03/22 08:48	01/04/22 18:03	1
PCB-1254	0.28	U	0.28	0.13	mg/Kg	☼	01/03/22 08:48	01/04/22 18:03	1
PCB-1260	0.28	U	0.28	0.13	mg/Kg	☼	01/03/22 08:48	01/04/22 18:03	1
PCB-1262	0.28	U	0.28	0.13	mg/Kg	☼	01/03/22 08:48	01/04/22 18:03	1
PCB-1268	0.28	U	0.28	0.13	mg/Kg	☼	01/03/22 08:48	01/04/22 18:03	1

Surrogate	*%Recovery*	*Qualifier*	*Limits*	*Prepared*	*Analyzed*	*Dil Fac*
DCB Decachlorobiphenyl	*129*		*65 - 174*	*01/03/22 08:48*	*01/04/22 18:03*	*1*
Tetrachloro-m-xylene	*126*		*60 - 154*	*01/03/22 08:48*	*01/04/22 18:03*	*1*

Client Sample Results

Client: Brydges Engineering in Environment & Energy DPC
Project/Site: Pilgrim Village Family

Job ID: 480-193838-1

Client Sample ID: PF21

Date Collected: 12/28/21 11:06
Date Received: 12/29/21 11:25

Lab Sample ID: 480-193838-21

Matrix: Solid

Method: 8260C - TCLP Volatiles - TCLP

Analyte	Result	Qualifier	RL	MDL	Unit	D	Prepared	Analyzed	Dil Fac
1,1-Dichloroethene	0.010	U	0.010	0.0029	mg/L			01/11/22 13:29	10
1,2-Dichloroethane	0.010	U	0.010	0.0021	mg/L			01/11/22 13:29	10
2-Butanone (MEK)	0.050	U	0.050	0.013	mg/L			01/11/22 13:29	10
Benzene	0.010	U	0.010	0.0041	mg/L			01/11/22 13:29	10
Carbon tetrachloride	0.010	U	0.010	0.0027	mg/L			01/11/22 13:29	10
Chlorobenzene	0.010	U	0.010	0.0075	mg/L			01/11/22 13:29	10
Chloroform	0.010	U	0.010	0.0034	mg/L			01/11/22 13:29	10
Tetrachloroethene	0.010	U	0.010	0.0036	mg/L			01/11/22 13:29	10
Trichloroethene	0.010	U	0.010	0.0046	mg/L			01/11/22 13:29	10
Vinyl chloride	0.010	U	0.010	0.0090	mg/L			01/11/22 13:29	10

Surrogate	*%Recovery*	*Qualifier*	*Limits*	*Prepared*	*Analyzed*	*Dil Fac*
1,2-Dichloroethane-d4 (Surr)	*104*		*77 - 120*		*01/11/22 13:29*	*10*
4-Bromofluorobenzene (Surr)	*108*		*73 - 120*		*01/11/22 13:29*	*10*
Dibromofluoromethane (Surr)	*108*		*75 - 123*		*01/11/22 13:29*	*10*
Toluene-d8 (Surr)	*101*		*80 - 120*		*01/11/22 13:29*	*10*

Method: 8270D - Semivolatile Organic Compounds (GC/MS) - TCLP

Analyte	Result	Qualifier	RL	MDL	Unit	D	Prepared	Analyzed	Dil Fac
1,4-Dichlorobenzene	0.040	U	0.040	0.0018	mg/L		01/07/22 14:55	01/10/22 21:37	1
2,4,5-Trichlorophenol	0.020	U	0.020	0.0019	mg/L		01/07/22 14:55	01/10/22 21:37	1
2,4,6-Trichlorophenol	0.020	U	0.020	0.0024	mg/L		01/07/22 14:55	01/10/22 21:37	1
2,4-Dinitrotoluene	0.020	U	0.020	0.0017	mg/L		01/07/22 14:55	01/10/22 21:37	1
2-Methylphenol	0.020	U	0.020	0.0016	mg/L		01/07/22 14:55	01/10/22 21:37	1
3-Methylphenol	0.040	U	0.040	0.0016	mg/L		01/07/22 14:55	01/10/22 21:37	1
4-Methylphenol	0.040	U	0.040	0.0014	mg/L		01/07/22 14:55	01/10/22 21:37	1
Hexachlorobenzene	0.020	U	0.020	0.0020	mg/L		01/07/22 14:55	01/10/22 21:37	1
Hexachlorobutadiene	0.020	U	0.020	0.0027	mg/L		01/07/22 14:55	01/10/22 21:37	1
Hexachloroethane	0.020	U	0.020	0.0023	mg/L		01/07/22 14:55	01/10/22 21:37	1
Nitrobenzene	0.020	U	0.020	0.0011	mg/L		01/07/22 14:55	01/10/22 21:37	1
Pentachlorophenol	0.040	U	0.040	0.0088	mg/L		01/07/22 14:55	01/10/22 21:37	1
Pyridine	0.10	U	0.10	0.0016	mg/L		01/07/22 14:55	01/10/22 21:37	1

Surrogate	*%Recovery*	*Qualifier*	*Limits*	*Prepared*	*Analyzed*	*Dil Fac*
2,4,6-Tribromophenol (Surr)	*92*		*41 - 120*	*01/07/22 14:55*	*01/10/22 21:37*	*1*
2-Fluorobiphenyl (Surr)	*91*		*48 - 120*	*01/07/22 14:55*	*01/10/22 21:37*	*1*
2-Fluorophenol (Surr)	*47*		*35 - 120*	*01/07/22 14:55*	*01/10/22 21:37*	*1*
Nitrobenzene-d5 (Surr)	*88*		*46 - 120*	*01/07/22 14:55*	*01/10/22 21:37*	*1*
Phenol-d5 (Surr)	*33*		*22 - 120*	*01/07/22 14:55*	*01/10/22 21:37*	*1*
p-Terphenyl-d14 (Surr)	*102*		*60 - 148*	*01/07/22 14:55*	*01/10/22 21:37*	*1*

Method: 8081B - Organochlorine Pesticides (GC) - TCLP

Analyte	Result	Qualifier	RL	MDL	Unit	D	Prepared	Analyzed	Dil Fac
gamma-BHC (Lindane)	0.00020	U	0.00020	0.0000060	mg/L		01/07/22 11:05	01/10/22 15:05	1
Chlordane (technical)	0.0020	U	0.0020	0.000029	mg/L		01/07/22 11:05	01/10/22 15:05	1
Endrin	0.00020	U	0.00020	0.000014	mg/L		01/07/22 11:05	01/10/22 15:05	1
Heptachlor	0.00020	U	0.00020	0.0000085	mg/L		01/07/22 11:05	01/10/22 15:05	1
Heptachlor epoxide	0.00020	U *+	0.00020	0.0000053	mg/L		01/07/22 11:05	01/10/22 15:05	1
Methoxychlor	0.00020	U	0.00020	0.000014	mg/L		01/07/22 11:05	01/10/22 15:05	1
Toxaphene	0.0020	U	0.0020	0.00012	mg/L		01/07/22 11:05	01/10/22 15:05	1

Client Sample ID: PF21
Date Collected: 12/28/21 11:06
Date Received: 12/29/21 11:25

Lab Sample ID: 480-193838-21
Matrix: Solid

Surrogate	*%Recovery*	*Qualifier*	*Limits*	*Prepared*	*Analyzed*	*Dil Fac*
DCB Decachlorobiphenyl	*85*		*20 - 120*	*01/07/22 11:05*	*01/10/22 15:05*	*1*
Tetrachloro-m-xylene	*84*		*44 - 120*	*01/07/22 11:05*	*01/10/22 15:05*	*1*

Method: 8151 - TCLP Herbicides - TCLP

Analyte	Result	Qualifier	RL	MDL	Unit	D	Prepared	Analyzed	Dil Fac
2,4-D	0.0020	U	0.0020	0.00040	mg/L		01/07/22 11:11	01/10/22 22:39	1
Silvex (2,4,5-TP)	0.0020	U	0.0020	0.00036	mg/L		01/07/22 11:11	01/10/22 22:39	1

Surrogate	*%Recovery*	*Qualifier*	*Limits*	*Prepared*	*Analyzed*	*Dil Fac*
2,4-Dichlorophenylacetic acid	*15*	*S1-*	*48 - 132*	*01/07/22 11:11*	*01/10/22 22:39*	*1*

Method: 6010C - Metals (ICP) - TCLP

Analyte	Result	Qualifier	RL	MDL	Unit	D	Prepared	Analyzed	Dil Fac
Arsenic	0.015	U	0.015	0.0056	mg/L		01/07/22 11:22	01/08/22 00:00	1
Barium	**0.43**	**J**	1.0	0.10	mg/L		01/07/22 11:22	01/08/22 00:00	1
Cadmium	**0.0016**	**J**	0.0020	0.00050	mg/L		01/07/22 11:22	01/08/22 00:00	1
Chromium	0.020	U	0.020	0.010	mg/L		01/07/22 11:22	01/08/22 00:00	1
Lead	**0.0087**	**J**	0.020	0.0030	mg/L		01/07/22 11:22	01/08/22 00:00	1
Selenium	0.025	U	0.025	0.0087	mg/L		01/07/22 11:22	01/08/22 00:00	1
Silver	0.0060	U	0.0060	0.0017	mg/L		01/07/22 11:22	01/08/22 00:00	1

Method: 7470A - TCLP Mercury - TCLP

Analyte	Result	Qualifier	RL	MDL	Unit	D	Prepared	Analyzed	Dil Fac
Mercury	0.00020	U	0.00020	0.000043	mg/L		01/07/22 12:47	01/07/22 17:04	1

General Chemistry

Analyte	Result	Qualifier	RL	MDL	Unit	D	Prepared	Analyzed	Dil Fac
Cyanide, Reactive	9.9	U	9.9	9.9	mg/Kg		01/07/22 08:30	01/07/22 16:27	1
Sulfide, Reactive	9.9	U	9.9	9.9	mg/Kg		01/07/22 08:30	01/07/22 14:00	1

Analyte	Result	Qualifier	RL	RL	Unit	D	Prepared	Analyzed	Dil Fac
Flashpoint	**>175**		50.0	50.0	Degrees F			01/11/22 15:45	1
pH	**7.7**	**HF**	0.1	0.1	SU			01/06/22 10:45	1
Temperature	**19.5**	**HF**	0.001	0.001	Degrees C			01/06/22 10:45	1

Client Sample ID: PF21
Date Collected: 12/28/21 11:06
Date Received: 12/29/21 11:25

Lab Sample ID: 480-193838-21
Matrix: Solid
Percent Solids: 82.8

Method: 8015D - Gasoline Range Organics (GRO) (GC)

Analyte	Result	Qualifier	RL	MDL	Unit	D	Prepared	Analyzed	Dil Fac
Gasoline Range Organics [C6 - C10]	**1.2**	**J**	1.4	0.37	mg/Kg	☼	01/06/22 07:10	01/06/22 12:49	1

Surrogate	*%Recovery*	*Qualifier*	*Limits*	*Prepared*	*Analyzed*	*Dil Fac*
a,a,a-Trifluorotoluene	*95*		*46 - 156*	*01/06/22 07:10*	*01/06/22 12:49*	*1*

Method: 8015D - Diesel Range Organics (DRO) (GC)

Analyte	Result	Qualifier	RL	MDL	Unit	D	Prepared	Analyzed	Dil Fac
Diesel Range Organics [C10-C28]	20	U	20	5.9	mg/Kg	☼	01/03/22 14:39	01/05/22 10:38	1

Surrogate	*%Recovery*	*Qualifier*	*Limits*	*Prepared*	*Analyzed*	*Dil Fac*
o-Terphenyl	*81*		*48 - 125*	*01/03/22 14:39*	*01/05/22 10:38*	*1*

Client Sample ID: PF21

Lab Sample ID: 480-193838-21

Date Collected: 12/28/21 11:06
Date Received: 12/29/21 11:25

Matrix: Solid
Percent Solids: 82.8

Method: 8082A - Polychlorinated Biphenyls (PCBs) by Gas Chromatography

Analyte	Result	Qualifier	RL	MDL	Unit	D	Prepared	Analyzed	Dil Fac
PCB-1016	0.28	U	0.28	0.054	mg/Kg	☼	01/03/22 08:48	01/04/22 18:16	1
PCB-1221	0.28	U	0.28	0.054	mg/Kg	☼	01/03/22 08:48	01/04/22 18:16	1
PCB-1232	0.28	U	0.28	0.054	mg/Kg	☼	01/03/22 08:48	01/04/22 18:16	1
PCB-1242	0.28	U	0.28	0.054	mg/Kg	☼	01/03/22 08:48	01/04/22 18:16	1
PCB-1248	0.28	U	0.28	0.054	mg/Kg	☼	01/03/22 08:48	01/04/22 18:16	1
PCB-1254	0.28	U	0.28	0.13	mg/Kg	☼	01/03/22 08:48	01/04/22 18:16	1
PCB-1260	0.28	U	0.28	0.13	mg/Kg	☼	01/03/22 08:48	01/04/22 18:16	1
PCB-1262	0.28	U	0.28	0.13	mg/Kg	☼	01/03/22 08:48	01/04/22 18:16	1
PCB-1268	0.28	U	0.28	0.13	mg/Kg	☼	01/03/22 08:48	01/04/22 18:16	1

Surrogate	*%Recovery*	*Qualifier*	*Limits*	*Prepared*	*Analyzed*	*Dil Fac*
DCB Decachlorobiphenyl	*129*		*65 - 174*	*01/03/22 08:48*	*01/04/22 18:16*	*1*
Tetrachloro-m-xylene	*126*		*60 - 154*	*01/03/22 08:48*	*01/04/22 18:16*	*1*

Client Sample ID: PF22

Lab Sample ID: 480-193838-22

Date Collected: 12/28/21 11:12
Date Received: 12/29/21 11:25

Matrix: Solid

Method: 8260C - TCLP Volatiles - TCLP

Analyte	Result	Qualifier	RL	MDL	Unit	D	Prepared	Analyzed	Dil Fac
1,1-Dichloroethene	0.010	U	0.010	0.0029	mg/L			01/11/22 13:51	10
1,2-Dichloroethane	0.010	U	0.010	0.0021	mg/L			01/11/22 13:51	10
2-Butanone (MEK)	0.050	U	0.050	0.013	mg/L			01/11/22 13:51	10
Benzene	0.010	U	0.010	0.0041	mg/L			01/11/22 13:51	10
Carbon tetrachloride	0.010	U	0.010	0.0027	mg/L			01/11/22 13:51	10
Chlorobenzene	0.010	U	0.010	0.0075	mg/L			01/11/22 13:51	10
Chloroform	0.010	U	0.010	0.0034	mg/L			01/11/22 13:51	10
Tetrachloroethene	0.010	U	0.010	0.0036	mg/L			01/11/22 13:51	10
Trichloroethene	0.010	U	0.010	0.0046	mg/L			01/11/22 13:51	10
Vinyl chloride	0.010	U	0.010	0.0090	mg/L			01/11/22 13:51	10

Surrogate	*%Recovery*	*Qualifier*	*Limits*	*Prepared*	*Analyzed*	*Dil Fac*
1,2-Dichloroethane-d4 (Surr)	*104*		*77 - 120*		*01/11/22 13:51*	*10*
4-Bromofluorobenzene (Surr)	*107*		*73 - 120*		*01/11/22 13:51*	*10*
Dibromofluoromethane (Surr)	*108*		*75 - 123*		*01/11/22 13:51*	*10*
Toluene-d8 (Surr)	*100*		*80 - 120*		*01/11/22 13:51*	*10*

Method: 8270D - Semivolatile Organic Compounds (GC/MS) - TCLP

Analyte	Result	Qualifier	RL	MDL	Unit	D	Prepared	Analyzed	Dil Fac
1,4-Dichlorobenzene	0.040	U	0.040	0.0018	mg/L		01/07/22 14:55	01/10/22 22:01	1
2,4,5-Trichlorophenol	0.020	U	0.020	0.0019	mg/L		01/07/22 14:55	01/10/22 22:01	1
2,4,6-Trichlorophenol	0.020	U	0.020	0.0024	mg/L		01/07/22 14:55	01/10/22 22:01	1
2,4-Dinitrotoluene	0.020	U	0.020	0.0017	mg/L		01/07/22 14:55	01/10/22 22:01	1
2-Methylphenol	0.020	U	0.020	0.0016	mg/L		01/07/22 14:55	01/10/22 22:01	1
3-Methylphenol	0.040	U	0.040	0.0016	mg/L		01/07/22 14:55	01/10/22 22:01	1
4-Methylphenol	0.040	U	0.040	0.0014	mg/L		01/07/22 14:55	01/10/22 22:01	1
Hexachlorobenzene	0.020	U	0.020	0.0020	mg/L		01/07/22 14:55	01/10/22 22:01	1
Hexachlorobutadiene	0.020	U	0.020	0.0027	mg/L		01/07/22 14:55	01/10/22 22:01	1
Hexachloroethane	0.020	U	0.020	0.0023	mg/L		01/07/22 14:55	01/10/22 22:01	1
Nitrobenzene	0.020	U	0.020	0.0011	mg/L		01/07/22 14:55	01/10/22 22:01	1
Pentachlorophenol	0.040	U	0.040	0.0088	mg/L		01/07/22 14:55	01/10/22 22:01	1

Client Sample ID: PF22

Date Collected: 12/28/21 11:12
Date Received: 12/29/21 11:25

Lab Sample ID: 480-193838-22

Matrix: Solid

Method: 8270D - Semivolatile Organic Compounds (GC/MS) - TCLP (Continued)

Analyte	Result	Qualifier	RL	MDL	Unit	D	Prepared	Analyzed	Dil Fac
Pyridine	0.10	U	0.10	0.0016	mg/L		01/07/22 14:55	01/10/22 22:01	1

Surrogate	*%Recovery*	*Qualifier*	*Limits*	*Prepared*	*Analyzed*	*Dil Fac*
2,4,6-Tribromophenol (Surr)	*95*		*41 - 120*	*01/07/22 14:55*	*01/10/22 22:01*	*1*
2-Fluorobiphenyl (Surr)	*95*		*48 - 120*	*01/07/22 14:55*	*01/10/22 22:01*	*1*
2-Fluorophenol (Surr)	*42*		*35 - 120*	*01/07/22 14:55*	*01/10/22 22:01*	*1*
Nitrobenzene-d5 (Surr)	*86*		*46 - 120*	*01/07/22 14:55*	*01/10/22 22:01*	*1*
Phenol-d5 (Surr)	*31*		*22 - 120*	*01/07/22 14:55*	*01/10/22 22:01*	*1*
p-Terphenyl-d14 (Surr)	*106*		*60 - 148*	*01/07/22 14:55*	*01/10/22 22:01*	*1*

Method: 8081B - Organochlorine Pesticides (GC) - TCLP

Analyte	Result	Qualifier	RL	MDL	Unit	D	Prepared	Analyzed	Dil Fac
gamma-BHC (Lindane)	0.00020	U	0.00020	0.0000060	mg/L		01/07/22 11:05	01/10/22 15:44	1
Chlordane (technical)	0.0020	U	0.0020	0.000029	mg/L		01/07/22 11:05	01/10/22 15:44	1
Endrin	0.00020	U	0.00020	0.000014	mg/L		01/07/22 11:05	01/10/22 15:44	1
Heptachlor	0.00020	U	0.00020	0.0000085	mg/L		01/07/22 11:05	01/10/22 15:44	1
Heptachlor epoxide	0.00020	U *+	0.00020	0.0000053	mg/L		01/07/22 11:05	01/10/22 15:44	1
Methoxychlor	0.00020	U	0.00020	0.000014	mg/L		01/07/22 11:05	01/10/22 15:44	1
Toxaphene	0.0020	U	0.0020	0.00012	mg/L		01/07/22 11:05	01/10/22 15:44	1

Surrogate	*%Recovery*	*Qualifier*	*Limits*	*Prepared*	*Analyzed*	*Dil Fac*
DCB Decachlorobiphenyl	*88*		*20 - 120*	*01/07/22 11:05*	*01/10/22 15:44*	*1*
Tetrachloro-m-xylene	*96*		*44 - 120*	*01/07/22 11:05*	*01/10/22 15:44*	*1*

Method: 8151 - TCLP Herbicides - TCLP

Analyte	Result	Qualifier	RL	MDL	Unit	D	Prepared	Analyzed	Dil Fac
2,4-D	0.0020	U	0.0020	0.00040	mg/L		01/07/22 11:11	01/10/22 23:38	1
Silvex (2,4,5-TP)	0.0020	U	0.0020	0.00036	mg/L		01/07/22 11:11	01/10/22 23:38	1

Surrogate	*%Recovery*	*Qualifier*	*Limits*	*Prepared*	*Analyzed*	*Dil Fac*
2,4-Dichlorophenylacetic acid	*8*	*S1-*	*48 - 132*	*01/07/22 11:11*	*01/10/22 23:38*	*1*

Method: 6010C - Metals (ICP) - TCLP

Analyte	Result	Qualifier	RL	MDL	Unit	D	Prepared	Analyzed	Dil Fac
Arsenic	0.015	U	0.015	0.0056	mg/L		01/07/22 11:22	01/08/22 00:04	1
Barium	**0.66**	**J**	1.0	0.10	mg/L		01/07/22 11:22	01/08/22 00:04	1
Cadmium	**0.0032**		0.0020	0.00050	mg/L		01/07/22 11:22	01/08/22 00:04	1
Chromium	0.020	U	0.020	0.010	mg/L		01/07/22 11:22	01/08/22 00:04	1
Lead	**0.37**		0.020	0.0030	mg/L		01/07/22 11:22	01/08/22 00:04	1
Selenium	0.025	U	0.025	0.0087	mg/L		01/07/22 11:22	01/08/22 00:04	1
Silver	0.0060	U	0.0060	0.0017	mg/L		01/07/22 11:22	01/08/22 00:04	1

Method: 7470A - TCLP Mercury - TCLP

Analyte	Result	Qualifier	RL	MDL	Unit	D	Prepared	Analyzed	Dil Fac
Mercury	0.00020	U	0.00020	0.000043	mg/L		01/07/22 12:47	01/07/22 17:05	1

General Chemistry

Analyte	Result	Qualifier	RL	MDL	Unit	D	Prepared	Analyzed	Dil Fac
Cyanide, Reactive	10	U	10	10	mg/Kg		01/07/22 08:30	01/07/22 16:29	1
Sulfide, Reactive	10	U	10	10	mg/Kg		01/07/22 08:30	01/07/22 14:00	1

Client Sample ID: PF22
Lab Sample ID: 480-193838-22

Date Collected: 12/28/21 11:12
Matrix: Solid
Date Received: 12/29/21 11:25

Analyte	Result	Qualifier	RL	RL	Unit	D	Prepared	Analyzed	Dil Fac
Flashpoint	>180		50.0	50.0	Degrees F			01/12/22 20:39	1
pH	7.9	HF	0.1	0.1	SU			01/06/22 10:45	1
Temperature	19.4	HF	0.001	0.001	Degrees C			01/06/22 10:45	1

Client Sample ID: PF22
Lab Sample ID: 480-193838-22

Date Collected: 12/28/21 11:12
Matrix: Solid
Date Received: 12/29/21 11:25
Percent Solids: 81.5

Method: 8015D - Gasoline Range Organics (GRO) (GC)

Analyte	Result	Qualifier	RL	MDL	Unit	D	Prepared	Analyzed	Dil Fac
Gasoline Range Organics [C6 - C10]	1.2	J	1.4	0.38	mg/Kg	☼	01/06/22 07:10	01/06/22 13:25	1

Surrogate	*%Recovery*	*Qualifier*	*Limits*	*Prepared*	*Analyzed*	*Dil Fac*
a,a,a-Trifluorotoluene	*97*		*46 - 156*	*01/06/22 07:10*	*01/06/22 13:25*	*1*

Method: 8015D - Diesel Range Organics (DRO) (GC)

Analyte	Result	Qualifier	RL	MDL	Unit	D	Prepared	Analyzed	Dil Fac
Diesel Range Organics [C10-C28]	20	U	20	6.1	mg/Kg	☼	01/03/22 14:39	01/05/22 11:14	1

Surrogate	*%Recovery*	*Qualifier*	*Limits*	*Prepared*	*Analyzed*	*Dil Fac*
o-Terphenyl	*83*		*48 - 125*	*01/03/22 14:39*	*01/05/22 11:14*	*1*

Method: 8082A - Polychlorinated Biphenyls (PCBs) by Gas Chromatography

Analyte	Result	Qualifier	RL	MDL	Unit	D	Prepared	Analyzed	Dil Fac
PCB-1016	0.24	U	0.24	0.048	mg/Kg	☼	01/03/22 08:48	01/04/22 18:28	1
PCB-1221	0.24	U	0.24	0.048	mg/Kg	☼	01/03/22 08:48	01/04/22 18:28	1
PCB-1232	0.24	U	0.24	0.048	mg/Kg	☼	01/03/22 08:48	01/04/22 18:28	1
PCB-1242	0.24	U	0.24	0.048	mg/Kg	☼	01/03/22 08:48	01/04/22 18:28	1
PCB-1248	0.24	U	0.24	0.048	mg/Kg	☼	01/03/22 08:48	01/04/22 18:28	1
PCB-1254	0.24	U	0.24	0.11	mg/Kg	☼	01/03/22 08:48	01/04/22 18:28	1
PCB-1260	0.24	U	0.24	0.11	mg/Kg	☼	01/03/22 08:48	01/04/22 18:28	1
PCB-1262	0.24	U	0.24	0.11	mg/Kg	☼	01/03/22 08:48	01/04/22 18:28	1
PCB-1268	0.24	U	0.24	0.11	mg/Kg	☼	01/03/22 08:48	01/04/22 18:28	1

Surrogate	*%Recovery*	*Qualifier*	*Limits*	*Prepared*	*Analyzed*	*Dil Fac*
DCB Decachlorobiphenyl	*127*		*65 - 174*	*01/03/22 08:48*	*01/04/22 18:28*	*1*
Tetrachloro-m-xylene	*117*		*60 - 154*	*01/03/22 08:48*	*01/04/22 18:28*	*1*

Client Sample ID: PF23
Lab Sample ID: 480-193838-23

Date Collected: 12/28/21 11:18
Matrix: Solid
Date Received: 12/29/21 11:25

Method: 8260C - TCLP Volatiles - TCLP

Analyte	Result	Qualifier	RL	MDL	Unit	D	Prepared	Analyzed	Dil Fac
1,1-Dichloroethene	0.010	U	0.010	0.0029	mg/L			01/11/22 15:24	10
1,2-Dichloroethane	0.010	U	0.010	0.0021	mg/L			01/11/22 15:24	10
2-Butanone (MEK)	0.050	U	0.050	0.013	mg/L			01/11/22 15:24	10
Benzene	0.010	U	0.010	0.0041	mg/L			01/11/22 15:24	10
Carbon tetrachloride	0.010	U	0.010	0.0027	mg/L			01/11/22 15:24	10
Chlorobenzene	0.010	U	0.010	0.0075	mg/L			01/11/22 15:24	10
Chloroform	0.010	U	0.010	0.0034	mg/L			01/11/22 15:24	10
Tetrachloroethene	0.010	U	0.010	0.0036	mg/L			01/11/22 15:24	10

Client Sample ID: PF23

Date Collected: 12/28/21 11:18
Date Received: 12/29/21 11:25

Lab Sample ID: 480-193838-23

Matrix: Solid

Method: 8260C - TCLP Volatiles - TCLP (Continued)

Analyte	Result	Qualifier	RL	MDL	Unit	D	Prepared	Analyzed	Dil Fac
Trichloroethene	0.010	U	0.010	0.0046	mg/L			01/11/22 15:24	10
Vinyl chloride	0.010	U	0.010	0.0090	mg/L			01/11/22 15:24	10

Surrogate	*%Recovery*	*Qualifier*	*Limits*	*Prepared*	*Analyzed*	*Dil Fac*
1,2-Dichloroethane-d4 (Surr)	*103*		*77 - 120*		*01/11/22 15:24*	*10*
4-Bromofluorobenzene (Surr)	*101*		*73 - 120*		*01/11/22 15:24*	*10*
Dibromofluoromethane (Surr)	*100*		*75 - 123*		*01/11/22 15:24*	*10*
Toluene-d8 (Surr)	*98*		*80 - 120*		*01/11/22 15:24*	*10*

Method: 8270D - Semivolatile Organic Compounds (GC/MS) - TCLP

Analyte	Result	Qualifier	RL	MDL	Unit	D	Prepared	Analyzed	Dil Fac
1,4-Dichlorobenzene	0.040	U	0.040	0.0018	mg/L		01/12/22 09:09	01/12/22 18:25	1
2,4,5-Trichlorophenol	0.020	U	0.020	0.0019	mg/L		01/12/22 09:09	01/12/22 18:25	1
2,4,6-Trichlorophenol	0.020	U	0.020	0.0024	mg/L		01/12/22 09:09	01/12/22 18:25	1
2,4-Dinitrotoluene	0.020	U	0.020	0.0017	mg/L		01/12/22 09:09	01/12/22 18:25	1
2-Methylphenol	0.020	U	0.020	0.0016	mg/L		01/12/22 09:09	01/12/22 18:25	1
3-Methylphenol	0.040	U	0.040	0.0016	mg/L		01/12/22 09:09	01/12/22 18:25	1
4-Methylphenol	0.040	U	0.040	0.0014	mg/L		01/12/22 09:09	01/12/22 18:25	1
Hexachlorobenzene	0.020	U	0.020	0.0020	mg/L		01/12/22 09:09	01/12/22 18:25	1
Hexachlorobutadiene	0.020	U	0.020	0.0027	mg/L		01/12/22 09:09	01/12/22 18:25	1
Hexachloroethane	0.020	U	0.020	0.0023	mg/L		01/12/22 09:09	01/12/22 18:25	1
Nitrobenzene	0.020	U	0.020	0.0011	mg/L		01/12/22 09:09	01/12/22 18:25	1
Pentachlorophenol	0.040	U	0.040	0.0088	mg/L		01/12/22 09:09	01/12/22 18:25	1
Pyridine	0.10	U	0.10	0.0016	mg/L		01/12/22 09:09	01/12/22 18:25	1

Surrogate	*%Recovery*	*Qualifier*	*Limits*	*Prepared*	*Analyzed*	*Dil Fac*
2,4,6-Tribromophenol (Surr)	*107*		*41 - 120*	*01/12/22 09:09*	*01/12/22 18:25*	*1*
2-Fluorobiphenyl (Surr)	*106*		*48 - 120*	*01/12/22 09:09*	*01/12/22 18:25*	*1*
2-Fluorophenol (Surr)	*54*		*35 - 120*	*01/12/22 09:09*	*01/12/22 18:25*	*1*
Nitrobenzene-d5 (Surr)	*104*		*46 - 120*	*01/12/22 09:09*	*01/12/22 18:25*	*1*
Phenol-d5 (Surr)	*37*		*22 - 120*	*01/12/22 09:09*	*01/12/22 18:25*	*1*
p-Terphenyl-d14 (Surr)	*107*		*60 - 148*	*01/12/22 09:09*	*01/12/22 18:25*	*1*

Method: 8081B - Organochlorine Pesticides (GC) - TCLP

Analyte	Result	Qualifier	RL	MDL	Unit	D	Prepared	Analyzed	Dil Fac
gamma-BHC (Lindane)	0.00020	U	0.00020	0.0000060	mg/L		01/11/22 15:23	01/12/22 10:26	1
Chlordane (technical)	0.0020	U	0.0020	0.000029	mg/L		01/11/22 15:23	01/12/22 10:26	1
Endrin	0.00020	U	0.00020	0.000014	mg/L		01/11/22 15:23	01/12/22 10:26	1
Heptachlor	0.00020	U	0.00020	0.0000085	mg/L		01/11/22 15:23	01/12/22 10:26	1
Heptachlor epoxide	0.00020	U *+	0.00020	0.0000053	mg/L		01/11/22 15:23	01/12/22 10:26	1
Methoxychlor	0.00020	U	0.00020	0.000014	mg/L		01/11/22 15:23	01/12/22 10:26	1
Toxaphene	0.0020	U	0.0020	0.00012	mg/L		01/11/22 15:23	01/12/22 10:26	1

Surrogate	*%Recovery*	*Qualifier*	*Limits*	*Prepared*	*Analyzed*	*Dil Fac*
DCB Decachlorobiphenyl	*92*		*20 - 120*	*01/11/22 15:23*	*01/12/22 10:26*	*1*
Tetrachloro-m-xylene	*113*		*44 - 120*	*01/11/22 15:23*	*01/12/22 10:26*	*1*

Method: 8151 - TCLP Herbicides - TCLP

Analyte	Result	Qualifier	RL	MDL	Unit	D	Prepared	Analyzed	Dil Fac
2,4-D	0.0020	U	0.0020	0.00040	mg/L		01/11/22 11:21	01/12/22 16:03	1
Silvex (2,4,5-TP)	0.0020	U	0.0020	0.00036	mg/L		01/11/22 11:21	01/12/22 16:03	1

Client Sample ID: PF23

Lab Sample ID: 480-193838-23

Date Collected: 12/28/21 11:18

Matrix: Solid

Date Received: 12/29/21 11:25

Surrogate	*%Recovery*	*Qualifier*	*Limits*	*Prepared*	*Analyzed*	*Dil Fac*
2,4-Dichlorophenylacetic acid	*16*	*S1-*	*48 - 132*	*01/11/22 11:21*	*01/12/22 16:03*	*1*

Method: 6010C - Metals (ICP) - TCLP

Analyte	Result	Qualifier	RL	MDL	Unit	D	Prepared	Analyzed	Dil Fac
Arsenic	0.015	U	0.015	0.0056	mg/L		01/11/22 11:24	01/11/22 20:56	1
Barium	**0.85**	**J**	1.0	0.10	mg/L		01/11/22 11:24	01/11/22 20:56	1
Cadmium	**0.0034**		0.0020	0.00050	mg/L		01/11/22 11:24	01/11/22 20:56	1
Chromium	0.020	U	0.020	0.010	mg/L		01/11/22 11:24	01/11/22 20:56	1
Lead	**0.46**		0.020	0.0030	mg/L		01/11/22 11:24	01/11/22 20:56	1
Selenium	0.025	U	0.025	0.0087	mg/L		01/11/22 11:24	01/11/22 20:56	1
Silver	0.0060	U	0.0060	0.0017	mg/L		01/11/22 11:24	01/11/22 20:56	1

Method: 7470A - TCLP Mercury - TCLP

Analyte	Result	Qualifier	RL	MDL	Unit	D	Prepared	Analyzed	Dil Fac
Mercury	0.00020	U	0.00020	0.000043	mg/L		01/11/22 12:54	01/11/22 16:07	1

General Chemistry

Analyte	Result	Qualifier	RL	MDL	Unit	D	Prepared	Analyzed	Dil Fac
Cyanide, Reactive	10	U	10	10	mg/Kg		01/07/22 08:30	01/07/22 16:30	1
Sulfide, Reactive	10	U	10	10	mg/Kg		01/07/22 08:30	01/07/22 14:00	1

Analyte	Result	Qualifier	RL	RL	Unit	D	Prepared	Analyzed	Dil Fac
Flashpoint	**>180**		50.0	50.0	Degrees F			01/12/22 20:39	1
pH	**8.0**	**HF**	0.1	0.1	SU			01/06/22 10:45	1
Temperature	**19.7**	**HF**	0.001	0.001	Degrees C			01/06/22 10:45	1

Client Sample ID: PF23

Lab Sample ID: 480-193838-23

Date Collected: 12/28/21 11:18

Matrix: Solid

Date Received: 12/29/21 11:25

Percent Solids: 82.0

Method: 8015D - Gasoline Range Organics (GRO) (GC)

Analyte	Result	Qualifier	RL	MDL	Unit	D	Prepared	Analyzed	Dil Fac
Gasoline Range Organics [C6 - C10]	**1.1**	**J**	1.4	0.36	mg/Kg	☼	01/06/22 07:10	01/06/22 14:01	1

Surrogate	*%Recovery*	*Qualifier*	*Limits*	*Prepared*	*Analyzed*	*Dil Fac*
a,a,a-Trifluorotoluene	*99*		*46 - 156*	*01/06/22 07:10*	*01/06/22 14:01*	*1*

Method: 8015D - Diesel Range Organics (DRO) (GC)

Analyte	Result	Qualifier	RL	MDL	Unit	D	Prepared	Analyzed	Dil Fac
Diesel Range Organics [C10-C28]	20	U	20	6.0	mg/Kg	☼	01/03/22 14:39	01/05/22 11:49	1

Surrogate	*%Recovery*	*Qualifier*	*Limits*	*Prepared*	*Analyzed*	*Dil Fac*
o-Terphenyl	*84*		*48 - 125*	*01/03/22 14:39*	*01/05/22 11:49*	*1*

Method: 8082A - Polychlorinated Biphenyls (PCBs) by Gas Chromatography

Analyte	Result	Qualifier	RL	MDL	Unit	D	Prepared	Analyzed	Dil Fac
PCB-1016	0.21	U	0.21	0.042	mg/Kg	☼	01/03/22 08:48	01/04/22 18:41	1
PCB-1221	0.21	U	0.21	0.042	mg/Kg	☼	01/03/22 08:48	01/04/22 18:41	1
PCB-1232	0.21	U	0.21	0.042	mg/Kg	☼	01/03/22 08:48	01/04/22 18:41	1
PCB-1242	0.21	U	0.21	0.042	mg/Kg	☼	01/03/22 08:48	01/04/22 18:41	1
PCB-1248	0.21	U	0.21	0.042	mg/Kg	☼	01/03/22 08:48	01/04/22 18:41	1
PCB-1254	0.21	U	0.21	0.099	mg/Kg	☼	01/03/22 08:48	01/04/22 18:41	1

Client Sample ID: PF23

Lab Sample ID: 480-193838-23

Date Collected: 12/28/21 11:18
Matrix: Solid
Date Received: 12/29/21 11:25
Percent Solids: 82.0

Method: 8082A - Polychlorinated Biphenyls (PCBs) by Gas Chromatography (Continued)

Analyte	Result	Qualifier	RL	MDL	Unit	D	Prepared	Analyzed	Dil Fac
PCB-1260	0.21	U	0.21	0.099	mg/Kg	☼	01/03/22 08:48	01/04/22 18:41	1
PCB-1262	0.21	U	0.21	0.099	mg/Kg	☼	01/03/22 08:48	01/04/22 18:41	1
PCB-1268	0.21	U	0.21	0.099	mg/Kg	☼	01/03/22 08:48	01/04/22 18:41	1

Surrogate	*%Recovery*	*Qualifier*	*Limits*	*Prepared*	*Analyzed*	*Dil Fac*
DCB Decachlorobiphenyl	*137*		*65 - 174*	*01/03/22 08:48*	*01/04/22 18:41*	*1*
Tetrachloro-m-xylene	*128*		*60 - 154*	*01/03/22 08:48*	*01/04/22 18:41*	*1*

Client Sample ID: PF24

Lab Sample ID: 480-193838-24

Date Collected: 12/28/21 11:24
Matrix: Solid
Date Received: 12/29/21 11:25

Method: 8260C - TCLP Volatiles - TCLP

Analyte	Result	Qualifier	RL	MDL	Unit	D	Prepared	Analyzed	Dil Fac
1,1-Dichloroethene	0.010	U	0.010	0.0029	mg/L			01/11/22 15:47	10
1,2-Dichloroethane	0.010	U	0.010	0.0021	mg/L			01/11/22 15:47	10
2-Butanone (MEK)	0.050	U	0.050	0.013	mg/L			01/11/22 15:47	10
Benzene	0.010	U	0.010	0.0041	mg/L			01/11/22 15:47	10
Carbon tetrachloride	0.010	U	0.010	0.0027	mg/L			01/11/22 15:47	10
Chlorobenzene	0.010	U	0.010	0.0075	mg/L			01/11/22 15:47	10
Chloroform	0.010	U	0.010	0.0034	mg/L			01/11/22 15:47	10
Tetrachloroethene	0.010	U	0.010	0.0036	mg/L			01/11/22 15:47	10
Trichloroethene	0.010	U	0.010	0.0046	mg/L			01/11/22 15:47	10
Vinyl chloride	0.010	U	0.010	0.0090	mg/L			01/11/22 15:47	10

Surrogate	*%Recovery*	*Qualifier*	*Limits*	*Prepared*	*Analyzed*	*Dil Fac*
1,2-Dichloroethane-d4 (Surr)	*104*		*77 - 120*		*01/11/22 15:47*	*10*
4-Bromofluorobenzene (Surr)	*99*		*73 - 120*		*01/11/22 15:47*	*10*
Dibromofluoromethane (Surr)	*102*		*75 - 123*		*01/11/22 15:47*	*10*
Toluene-d8 (Surr)	*95*		*80 - 120*		*01/11/22 15:47*	*10*

Method: 8270D - Semivolatile Organic Compounds (GC/MS) - TCLP

Analyte	Result	Qualifier	RL	MDL	Unit	D	Prepared	Analyzed	Dil Fac
1,4-Dichlorobenzene	0.040	U	0.040	0.0018	mg/L		01/12/22 09:09	01/12/22 18:49	1
2,4,5-Trichlorophenol	0.020	U	0.020	0.0019	mg/L		01/12/22 09:09	01/12/22 18:49	1
2,4,6-Trichlorophenol	0.020	U	0.020	0.0024	mg/L		01/12/22 09:09	01/12/22 18:49	1
2,4-Dinitrotoluene	0.020	U	0.020	0.0017	mg/L		01/12/22 09:09	01/12/22 18:49	1
2-Methylphenol	0.020	U	0.020	0.0016	mg/L		01/12/22 09:09	01/12/22 18:49	1
3-Methylphenol	0.040	U	0.040	0.0016	mg/L		01/12/22 09:09	01/12/22 18:49	1
4-Methylphenol	0.040	U	0.040	0.0014	mg/L		01/12/22 09:09	01/12/22 18:49	1
Hexachlorobenzene	0.020	U	0.020	0.0020	mg/L		01/12/22 09:09	01/12/22 18:49	1
Hexachlorobutadiene	0.020	U	0.020	0.0027	mg/L		01/12/22 09:09	01/12/22 18:49	1
Hexachloroethane	0.020	U	0.020	0.0023	mg/L		01/12/22 09:09	01/12/22 18:49	1
Nitrobenzene	0.020	U	0.020	0.0011	mg/L		01/12/22 09:09	01/12/22 18:49	1
Pentachlorophenol	0.040	U	0.040	0.0088	mg/L		01/12/22 09:09	01/12/22 18:49	1
Pyridine	0.10	U	0.10	0.0016	mg/L		01/12/22 09:09	01/12/22 18:49	1

Surrogate	*%Recovery*	*Qualifier*	*Limits*	*Prepared*	*Analyzed*	*Dil Fac*
2,4,6-Tribromophenol (Surr)	*99*		*41 - 120*	*01/12/22 09:09*	*01/12/22 18:49*	*1*
2-Fluorobiphenyl (Surr)	*101*		*48 - 120*	*01/12/22 09:09*	*01/12/22 18:49*	*1*
2-Fluorophenol (Surr)	*53*		*35 - 120*	*01/12/22 09:09*	*01/12/22 18:49*	*1*

Client Sample ID: PF24

Date Collected: 12/28/21 11:24
Date Received: 12/29/21 11:25

Lab Sample ID: 480-193838-24

Matrix: Solid

Method: 8270D - Semivolatile Organic Compounds (GC/MS) - TCLP (Continued)

Surrogate	*%Recovery*	*Qualifier*	*Limits*	*Prepared*	*Analyzed*	*Dil Fac*
Nitrobenzene-d5 (Surr)	*100*		*46 - 120*	*01/12/22 09:09*	*01/12/22 18:49*	*1*
Phenol-d5 (Surr)	*39*		*22 - 120*	*01/12/22 09:09*	*01/12/22 18:49*	*1*
p-Terphenyl-d14 (Surr)	*107*		*60 - 148*	*01/12/22 09:09*	*01/12/22 18:49*	*1*

Method: 8081B - Organochlorine Pesticides (GC) - TCLP

Analyte	Result	Qualifier	RL	MDL	Unit	D	Prepared	Analyzed	Dil Fac
gamma-BHC (Lindane)	0.00020	U	0.00020	0.0000060	mg/L		01/11/22 15:23	01/12/22 10:46	1
Chlordane (technical)	0.0020	U	0.0020	0.000029	mg/L		01/11/22 15:23	01/12/22 10:46	1
Endrin	0.00020	U	0.00020	0.000014	mg/L		01/11/22 15:23	01/12/22 10:46	1
Heptachlor	0.00020	U	0.00020	0.0000085	mg/L		01/11/22 15:23	01/12/22 10:46	1
Heptachlor epoxide	0.00020	U *+	0.00020	0.0000053	mg/L		01/11/22 15:23	01/12/22 10:46	1
Methoxychlor	0.00020	U	0.00020	0.000014	mg/L		01/11/22 15:23	01/12/22 10:46	1
Toxaphene	0.0020	U	0.0020	0.00012	mg/L		01/11/22 15:23	01/12/22 10:46	1

Surrogate	*%Recovery*	*Qualifier*	*Limits*	*Prepared*	*Analyzed*	*Dil Fac*
DCB Decachlorobiphenyl	*91*		*20 - 120*	*01/11/22 15:23*	*01/12/22 10:46*	*1*
Tetrachloro-m-xylene	*120*		*44 - 120*	*01/11/22 15:23*	*01/12/22 10:46*	*1*

Method: 8151 - TCLP Herbicides - TCLP

Analyte	Result	Qualifier	RL	MDL	Unit	D	Prepared	Analyzed	Dil Fac
2,4-D	0.0020	U	0.0020	0.00040	mg/L		01/11/22 11:21	01/12/22 16:32	1
Silvex (2,4,5-TP)	0.0020	U	0.0020	0.00036	mg/L		01/11/22 11:21	01/12/22 16:32	1

Surrogate	*%Recovery*	*Qualifier*	*Limits*	*Prepared*	*Analyzed*	*Dil Fac*
2,4-Dichlorophenylacetic acid	*9*	*S1-*	*48 - 132*	*01/11/22 11:21*	*01/12/22 16:32*	*1*

Method: 6010C - Metals (ICP) - TCLP

Analyte	Result	Qualifier	RL	MDL	Unit	D	Prepared	Analyzed	Dil Fac
Arsenic	0.015	U	0.015	0.0056	mg/L		01/11/22 11:24	01/11/22 21:00	1
Barium	**0.73**	**J**	1.0	0.10	mg/L		01/11/22 11:24	01/11/22 21:00	1
Cadmium	**0.0017**	**J**	0.0020	0.00050	mg/L		01/11/22 11:24	01/11/22 21:00	1
Chromium	0.020	U	0.020	0.010	mg/L		01/11/22 11:24	01/11/22 21:00	1
Lead	**0.013**	**J**	0.020	0.0030	mg/L		01/11/22 11:24	01/11/22 21:00	1
Selenium	0.025	U	0.025	0.0087	mg/L		01/11/22 11:24	01/11/22 21:00	1
Silver	0.0060	U	0.0060	0.0017	mg/L		01/11/22 11:24	01/11/22 21:00	1

Method: 7470A - TCLP Mercury - TCLP

Analyte	Result	Qualifier	RL	MDL	Unit	D	Prepared	Analyzed	Dil Fac
Mercury	0.00020	U	0.00020	0.000043	mg/L		01/11/22 12:54	01/11/22 16:09	1

General Chemistry

Analyte	Result	Qualifier	RL	MDL	Unit	D	Prepared	Analyzed	Dil Fac
Cyanide, Reactive	9.9	U	9.9	9.9	mg/Kg		01/07/22 08:30	01/07/22 16:32	1
Sulfide, Reactive	9.9	U	9.9	9.9	mg/Kg		01/07/22 08:30	01/07/22 14:00	1

Analyte	Result	Qualifier	RL	RL	Unit	D	Prepared	Analyzed	Dil Fac
Flashpoint	**>180**		50.0	50.0	Degrees F			01/12/22 20:39	1
pH	**7.8**	**HF**	0.1	0.1	SU			01/06/22 10:45	1
Temperature	**20.0**	**HF**	0.001	0.001	Degrees C			01/06/22 10:45	1

Client Sample ID: PF24

Lab Sample ID: 480-193838-24

Date Collected: 12/28/21 11:24
Date Received: 12/29/21 11:25

Matrix: Solid
Percent Solids: 85.8

Method: 8015D - Gasoline Range Organics (GRO) (GC)

Analyte	Result	Qualifier	RL	MDL	Unit	D	Prepared	Analyzed	Dil Fac
Gasoline Range Organics [C6 - C10]	1.4	U	1.4	0.37	mg/Kg	☼	01/06/22 07:10	01/06/22 15:13	1

Surrogate	*%Recovery*	*Qualifier*	*Limits*	*Prepared*	*Analyzed*	*Dil Fac*
a,a,a-Trifluorotoluene	*93*		*46 - 156*	*01/06/22 07:10*	*01/06/22 15:13*	*1*

Method: 8015D - Diesel Range Organics (DRO) (GC)

Analyte	Result	Qualifier	RL	MDL	Unit	D	Prepared	Analyzed	Dil Fac
Diesel Range Organics [C10-C28]	**40**		19	5.8	mg/Kg	☼	01/03/22 14:39	01/05/22 12:25	1

Surrogate	*%Recovery*	*Qualifier*	*Limits*	*Prepared*	*Analyzed*	*Dil Fac*
o-Terphenyl	*83*		*48 - 125*	*01/03/22 14:39*	*01/05/22 12:25*	*1*

Method: 8082A - Polychlorinated Biphenyls (PCBs) by Gas Chromatography

Analyte	Result	Qualifier	RL	MDL	Unit	D	Prepared	Analyzed	Dil Fac
PCB-1016	0.23	U	0.23	0.045	mg/Kg	☼	01/03/22 08:48	01/04/22 18:54	1
PCB-1221	0.23	U	0.23	0.045	mg/Kg	☼	01/03/22 08:48	01/04/22 18:54	1
PCB-1232	0.23	U	0.23	0.045	mg/Kg	☼	01/03/22 08:48	01/04/22 18:54	1
PCB-1242	0.23	U	0.23	0.045	mg/Kg	☼	01/03/22 08:48	01/04/22 18:54	1
PCB-1248	0.23	U	0.23	0.045	mg/Kg	☼	01/03/22 08:48	01/04/22 18:54	1
PCB-1254	0.23	U	0.23	0.11	mg/Kg	☼	01/03/22 08:48	01/04/22 18:54	1
PCB-1260	**0.24**		0.23	0.11	mg/Kg	☼	01/03/22 08:48	01/04/22 18:54	1
PCB-1262	0.23	U	0.23	0.11	mg/Kg	☼	01/03/22 08:48	01/04/22 18:54	1
PCB-1268	0.23	U	0.23	0.11	mg/Kg	☼	01/03/22 08:48	01/04/22 18:54	1

Surrogate	*%Recovery*	*Qualifier*	*Limits*	*Prepared*	*Analyzed*	*Dil Fac*
DCB Decachlorobiphenyl	*129*		*65 - 174*	*01/03/22 08:48*	*01/04/22 18:54*	*1*
Tetrachloro-m-xylene	*123*		*60 - 154*	*01/03/22 08:48*	*01/04/22 18:54*	*1*

Client Sample ID: PF25

Lab Sample ID: 480-193838-25

Date Collected: 12/28/21 11:30
Date Received: 12/29/21 11:25

Matrix: Solid

Method: 8260C - TCLP Volatiles - TCLP

Analyte	Result	Qualifier	RL	MDL	Unit	D	Prepared	Analyzed	Dil Fac
1,1-Dichloroethene	0.010	U	0.010	0.0029	mg/L			01/11/22 16:11	10
1,2-Dichloroethane	0.010	U	0.010	0.0021	mg/L			01/11/22 16:11	10
2-Butanone (MEK)	0.050	U	0.050	0.013	mg/L			01/11/22 16:11	10
Benzene	0.010	U	0.010	0.0041	mg/L			01/11/22 16:11	10
Carbon tetrachloride	0.010	U	0.010	0.0027	mg/L			01/11/22 16:11	10
Chlorobenzene	0.010	U	0.010	0.0075	mg/L			01/11/22 16:11	10
Chloroform	0.010	U	0.010	0.0034	mg/L			01/11/22 16:11	10
Tetrachloroethene	0.010	U	0.010	0.0036	mg/L			01/11/22 16:11	10
Trichloroethene	0.010	U	0.010	0.0046	mg/L			01/11/22 16:11	10
Vinyl chloride	0.010	U	0.010	0.0090	mg/L			01/11/22 16:11	10

Surrogate	*%Recovery*	*Qualifier*	*Limits*	*Prepared*	*Analyzed*	*Dil Fac*
1,2-Dichloroethane-d4 (Surr)	*101*		*77 - 120*		*01/11/22 16:11*	*10*
4-Bromofluorobenzene (Surr)	*98*		*73 - 120*		*01/11/22 16:11*	*10*
Dibromofluoromethane (Surr)	*100*		*75 - 123*		*01/11/22 16:11*	*10*
Toluene-d8 (Surr)	*95*		*80 - 120*		*01/11/22 16:11*	*10*

Client Sample Results

Client: Brydges Engineering in Environment & Energy DPC
Project/Site: Pilgrim Village Family

Job ID: 480-193838-1

Client Sample ID: PF25

Date Collected: 12/28/21 11:30
Date Received: 12/29/21 11:25

Lab Sample ID: 480-193838-25

Matrix: Solid

Method: 8270D - Semivolatile Organic Compounds (GC/MS) - TCLP

Analyte	Result	Qualifier	RL	MDL	Unit	D	Prepared	Analyzed	Dil Fac
1,4-Dichlorobenzene	0.040	U	0.040	0.0018	mg/L		01/12/22 09:09	01/12/22 19:14	1
2,4,5-Trichlorophenol	0.020	U	0.020	0.0019	mg/L		01/12/22 09:09	01/12/22 19:14	1
2,4,6-Trichlorophenol	0.020	U	0.020	0.0024	mg/L		01/12/22 09:09	01/12/22 19:14	1
2,4-Dinitrotoluene	0.020	U	0.020	0.0017	mg/L		01/12/22 09:09	01/12/22 19:14	1
2-Methylphenol	0.020	U	0.020	0.0016	mg/L		01/12/22 09:09	01/12/22 19:14	1
3-Methylphenol	0.040	U	0.040	0.0016	mg/L		01/12/22 09:09	01/12/22 19:14	1
4-Methylphenol	0.040	U	0.040	0.0014	mg/L		01/12/22 09:09	01/12/22 19:14	1
Hexachlorobenzene	0.020	U	0.020	0.0020	mg/L		01/12/22 09:09	01/12/22 19:14	1
Hexachlorobutadiene	0.020	U	0.020	0.0027	mg/L		01/12/22 09:09	01/12/22 19:14	1
Hexachloroethane	0.020	U	0.020	0.0023	mg/L		01/12/22 09:09	01/12/22 19:14	1
Nitrobenzene	0.020	U	0.020	0.0011	mg/L		01/12/22 09:09	01/12/22 19:14	1
Pentachlorophenol	0.040	U	0.040	0.0088	mg/L		01/12/22 09:09	01/12/22 19:14	1
Pyridine	0.10	U	0.10	0.0016	mg/L		01/12/22 09:09	01/12/22 19:14	1

Surrogate	*%Recovery*	*Qualifier*	*Limits*	*Prepared*	*Analyzed*	*Dil Fac*
2,4,6-Tribromophenol (Surr)	*100*		*41 - 120*	*01/12/22 09:09*	*01/12/22 19:14*	*1*
2-Fluorobiphenyl (Surr)	*103*		*48 - 120*	*01/12/22 09:09*	*01/12/22 19:14*	*1*
2-Fluorophenol (Surr)	*54*		*35 - 120*	*01/12/22 09:09*	*01/12/22 19:14*	*1*
Nitrobenzene-d5 (Surr)	*100*		*46 - 120*	*01/12/22 09:09*	*01/12/22 19:14*	*1*
Phenol-d5 (Surr)	*38*		*22 - 120*	*01/12/22 09:09*	*01/12/22 19:14*	*1*
p-Terphenyl-d14 (Surr)	*111*		*60 - 148*	*01/12/22 09:09*	*01/12/22 19:14*	*1*

Method: 8081B - Organochlorine Pesticides (GC) - TCLP

Analyte	Result	Qualifier	RL	MDL	Unit	D	Prepared	Analyzed	Dil Fac
gamma-BHC (Lindane)	0.00020	U	0.00020	0.0000060	mg/L		01/11/22 15:23	01/12/22 11:06	1
Chlordane (technical)	0.0020	U	0.0020	0.000029	mg/L		01/11/22 15:23	01/12/22 11:06	1
Endrin	0.00020	U	0.00020	0.000014	mg/L		01/11/22 15:23	01/12/22 11:06	1
Heptachlor	0.00020	U	0.00020	0.0000085	mg/L		01/11/22 15:23	01/12/22 11:06	1
Heptachlor epoxide	0.00020	U *+	0.00020	0.0000053	mg/L		01/11/22 15:23	01/12/22 11:06	1
Methoxychlor	0.00020	U	0.00020	0.000014	mg/L		01/11/22 15:23	01/12/22 11:06	1
Toxaphene	0.0020	U	0.0020	0.00012	mg/L		01/11/22 15:23	01/12/22 11:06	1

Surrogate	*%Recovery*	*Qualifier*	*Limits*	*Prepared*	*Analyzed*	*Dil Fac*
DCB Decachlorobiphenyl	*105*		*20 - 120*	*01/11/22 15:23*	*01/12/22 11:06*	*1*
Tetrachloro-m-xylene	*132*	*S1+*	*44 - 120*	*01/11/22 15:23*	*01/12/22 11:06*	*1*

Method: 8151 - TCLP Herbicides - TCLP

Analyte	Result	Qualifier	RL	MDL	Unit	D	Prepared	Analyzed	Dil Fac
2,4-D	0.0020	U	0.0020	0.00040	mg/L		01/11/22 11:21	01/12/22 17:02	1
Silvex (2,4,5-TP)	0.0020	U	0.0020	0.00036	mg/L		01/11/22 11:21	01/12/22 17:02	1

Surrogate	*%Recovery*	*Qualifier*	*Limits*	*Prepared*	*Analyzed*	*Dil Fac*
2,4-Dichlorophenylacetic acid	*8*	*S1-*	*48 - 132*	*01/11/22 11:21*	*01/12/22 17:02*	*1*

Method: 6010C - Metals (ICP) - TCLP

Analyte	Result	Qualifier	RL	MDL	Unit	D	Prepared	Analyzed	Dil Fac
Arsenic	0.015	U	0.015	0.0056	mg/L		01/11/22 11:24	01/11/22 21:15	1
Barium	**0.66**	**J**	1.0	0.10	mg/L		01/11/22 11:24	01/11/22 21:15	1
Cadmium	**0.0021**		0.0020	0.00050	mg/L		01/11/22 11:24	01/11/22 21:15	1
Chromium	0.020	U	0.020	0.010	mg/L		01/11/22 11:24	01/11/22 21:15	1
Lead	**0.020**		0.020	0.0030	mg/L		01/11/22 11:24	01/11/22 21:15	1

Client Sample ID: PF25

Lab Sample ID: 480-193838-25

Date Collected: 12/28/21 11:30
Matrix: Solid
Date Received: 12/29/21 11:25

Method: 6010C - Metals (ICP) - TCLP (Continued)

Analyte	Result	Qualifier	RL	MDL	Unit	D	Prepared	Analyzed	Dil Fac
Selenium	0.025	U	0.025	0.0087	mg/L		01/11/22 11:24	01/11/22 21:15	1
Silver	0.0060	U	0.0060	0.0017	mg/L		01/11/22 11:24	01/11/22 21:15	1

Method: 7470A - TCLP Mercury - TCLP

Analyte	Result	Qualifier	RL	MDL	Unit	D	Prepared	Analyzed	Dil Fac
Mercury	0.00020	U	0.00020	0.000043	mg/L		01/11/22 12:54	01/11/22 16:10	1

General Chemistry

Analyte	Result	Qualifier	RL	MDL	Unit	D	Prepared	Analyzed	Dil Fac
Cyanide, Reactive	10	U	10	10	mg/Kg		01/07/22 08:30	01/07/22 16:33	1
Sulfide, Reactive	10	U	10	10	mg/Kg		01/07/22 08:30	01/07/22 14:00	1

Analyte	Result	Qualifier	RL	RL	Unit	D	Prepared	Analyzed	Dil Fac
Flashpoint	**>180**		50.0	50.0	Degrees F			01/12/22 20:39	1
pH	**8.0**	**HF**	0.1	0.1	SU			01/06/22 10:45	1
Temperature	**20.0**	**HF**	0.001	0.001	Degrees C			01/06/22 10:45	1

Client Sample ID: PF25

Lab Sample ID: 480-193838-25

Date Collected: 12/28/21 11:30
Matrix: Solid
Date Received: 12/29/21 11:25
Percent Solids: 86.1

Method: 8015D - Gasoline Range Organics (GRO) (GC)

Analyte	Result	Qualifier	RL	MDL	Unit	D	Prepared	Analyzed	Dil Fac
Gasoline Range Organics [C6 - C10]	**1.1**	**J**	1.3	0.33	mg/Kg	☼	01/06/22 07:10	01/06/22 15:49	1

Surrogate	*%Recovery*	*Qualifier*	*Limits*	*Prepared*	*Analyzed*	*Dil Fac*
a,a,a-Trifluorotoluene	*95*		*46 - 156*	*01/06/22 07:10*	*01/06/22 15:49*	*1*

Method: 8015D - Diesel Range Organics (DRO) (GC)

Analyte	Result	Qualifier	RL	MDL	Unit	D	Prepared	Analyzed	Dil Fac
Diesel Range Organics [C10-C28]	**15**	**J**	19	5.8	mg/Kg	☼	01/04/22 08:14	01/05/22 21:56	1

Surrogate	*%Recovery*	*Qualifier*	*Limits*	*Prepared*	*Analyzed*	*Dil Fac*
o-Terphenyl	*88*		*48 - 125*	*01/04/22 08:14*	*01/05/22 21:56*	*1*

Method: 8082A - Polychlorinated Biphenyls (PCBs) by Gas Chromatography

Analyte	Result	Qualifier	RL	MDL	Unit	D	Prepared	Analyzed	Dil Fac
PCB-1016	0.28	U	0.28	0.055	mg/Kg	☼	01/03/22 08:48	01/04/22 19:07	1
PCB-1221	0.28	U	0.28	0.055	mg/Kg	☼	01/03/22 08:48	01/04/22 19:07	1
PCB-1232	0.28	U	0.28	0.055	mg/Kg	☼	01/03/22 08:48	01/04/22 19:07	1
PCB-1242	0.28	U	0.28	0.055	mg/Kg	☼	01/03/22 08:48	01/04/22 19:07	1
PCB-1248	0.28	U	0.28	0.055	mg/Kg	☼	01/03/22 08:48	01/04/22 19:07	1
PCB-1254	0.28	U	0.28	0.13	mg/Kg	☼	01/03/22 08:48	01/04/22 19:07	1
PCB-1260	**2.1**		0.28	0.13	mg/Kg	☼	01/03/22 08:48	01/04/22 19:07	1
PCB-1262	0.28	U	0.28	0.13	mg/Kg	☼	01/03/22 08:48	01/04/22 19:07	1
PCB-1268	0.28	U	0.28	0.13	mg/Kg	☼	01/03/22 08:48	01/04/22 19:07	1

Surrogate	*%Recovery*	*Qualifier*	*Limits*	*Prepared*	*Analyzed*	*Dil Fac*
DCB Decachlorobiphenyl	*138*		*65 - 174*	*01/03/22 08:48*	*01/04/22 19:07*	*1*
Tetrachloro-m-xylene	*130*		*60 - 154*	*01/03/22 08:48*	*01/04/22 19:07*	*1*

Client Sample Results

Client: Brydges Engineering in Environment & Energy DPC
Project/Site: Pilgrim Village Family

Job ID: 480-193838-1

Client Sample ID: PF26

Date Collected: 12/28/21 11:36
Date Received: 12/29/21 11:25

Lab Sample ID: 480-193838-26

Matrix: Solid

Method: 8260C - TCLP Volatiles - TCLP

Analyte	Result	Qualifier	RL	MDL	Unit	D	Prepared	Analyzed	Dil Fac
1,1-Dichloroethene	0.010	U	0.010	0.0029	mg/L			01/11/22 16:34	10
1,2-Dichloroethane	0.010	U	0.010	0.0021	mg/L			01/11/22 16:34	10
2-Butanone (MEK)	0.050	U	0.050	0.013	mg/L			01/11/22 16:34	10
Benzene	0.010	U	0.010	0.0041	mg/L			01/11/22 16:34	10
Carbon tetrachloride	0.010	U	0.010	0.0027	mg/L			01/11/22 16:34	10
Chlorobenzene	0.010	U	0.010	0.0075	mg/L			01/11/22 16:34	10
Chloroform	0.010	U	0.010	0.0034	mg/L			01/11/22 16:34	10
Tetrachloroethene	0.010	U	0.010	0.0036	mg/L			01/11/22 16:34	10
Trichloroethene	0.010	U	0.010	0.0046	mg/L			01/11/22 16:34	10
Vinyl chloride	0.010	U	0.010	0.0090	mg/L			01/11/22 16:34	10

Surrogate	*%Recovery*	*Qualifier*	*Limits*	*Prepared*	*Analyzed*	*Dil Fac*
1,2-Dichloroethane-d4 (Surr)	*102*		*77 - 120*		*01/11/22 16:34*	*10*
4-Bromofluorobenzene (Surr)	*94*		*73 - 120*		*01/11/22 16:34*	*10*
Dibromofluoromethane (Surr)	*99*		*75 - 123*		*01/11/22 16:34*	*10*
Toluene-d8 (Surr)	*93*		*80 - 120*		*01/11/22 16:34*	*10*

Method: 8270D - Semivolatile Organic Compounds (GC/MS) - TCLP

Analyte	Result	Qualifier	RL	MDL	Unit	D	Prepared	Analyzed	Dil Fac
1,4-Dichlorobenzene	0.040	U	0.040	0.0018	mg/L		01/12/22 09:09	01/12/22 19:37	1
2,4,5-Trichlorophenol	0.020	U	0.020	0.0019	mg/L		01/12/22 09:09	01/12/22 19:37	1
2,4,6-Trichlorophenol	0.020	U	0.020	0.0024	mg/L		01/12/22 09:09	01/12/22 19:37	1
2,4-Dinitrotoluene	0.020	U	0.020	0.0017	mg/L		01/12/22 09:09	01/12/22 19:37	1
2-Methylphenol	0.020	U	0.020	0.0016	mg/L		01/12/22 09:09	01/12/22 19:37	1
3-Methylphenol	0.040	U	0.040	0.0016	mg/L		01/12/22 09:09	01/12/22 19:37	1
4-Methylphenol	0.040	U	0.040	0.0014	mg/L		01/12/22 09:09	01/12/22 19:37	1
Hexachlorobenzene	0.020	U	0.020	0.0020	mg/L		01/12/22 09:09	01/12/22 19:37	1
Hexachlorobutadiene	0.020	U	0.020	0.0027	mg/L		01/12/22 09:09	01/12/22 19:37	1
Hexachloroethane	0.020	U	0.020	0.0023	mg/L		01/12/22 09:09	01/12/22 19:37	1
Nitrobenzene	0.020	U	0.020	0.0011	mg/L		01/12/22 09:09	01/12/22 19:37	1
Pentachlorophenol	0.040	U	0.040	0.0088	mg/L		01/12/22 09:09	01/12/22 19:37	1
Pyridine	0.10	U	0.10	0.0016	mg/L		01/12/22 09:09	01/12/22 19:37	1

Surrogate	*%Recovery*	*Qualifier*	*Limits*	*Prepared*	*Analyzed*	*Dil Fac*
2,4,6-Tribromophenol (Surr)	*92*		*41 - 120*	*01/12/22 09:09*	*01/12/22 19:37*	*1*
2-Fluorobiphenyl (Surr)	*96*		*48 - 120*	*01/12/22 09:09*	*01/12/22 19:37*	*1*
2-Fluorophenol (Surr)	*51*		*35 - 120*	*01/12/22 09:09*	*01/12/22 19:37*	*1*
Nitrobenzene-d5 (Surr)	*94*		*46 - 120*	*01/12/22 09:09*	*01/12/22 19:37*	*1*
Phenol-d5 (Surr)	*33*		*22 - 120*	*01/12/22 09:09*	*01/12/22 19:37*	*1*
p-Terphenyl-d14 (Surr)	*101*		*60 - 148*	*01/12/22 09:09*	*01/12/22 19:37*	*1*

Method: 8081B - Organochlorine Pesticides (GC) - TCLP

Analyte	Result	Qualifier	RL	MDL	Unit	D	Prepared	Analyzed	Dil Fac
gamma-BHC (Lindane)	0.00020	U	0.00020	0.0000060	mg/L		01/11/22 15:23	01/12/22 11:25	1
Chlordane (technical)	0.0020	U	0.0020	0.000029	mg/L		01/11/22 15:23	01/12/22 11:25	1
Endrin	0.00020	U	0.00020	0.000014	mg/L		01/11/22 15:23	01/12/22 11:25	1
Heptachlor	0.00020	U	0.00020	0.0000085	mg/L		01/11/22 15:23	01/12/22 11:25	1
Heptachlor epoxide	0.00020	U *+	0.00020	0.0000053	mg/L		01/11/22 15:23	01/12/22 11:25	1
Methoxychlor	0.00020	U	0.00020	0.000014	mg/L		01/11/22 15:23	01/12/22 11:25	1
Toxaphene	0.0020	U	0.0020	0.00012	mg/L		01/11/22 15:23	01/12/22 11:25	1

Client Sample ID: PF26
Date Collected: 12/28/21 11:36
Date Received: 12/29/21 11:25

Lab Sample ID: 480-193838-26
Matrix: Solid

Surrogate	*%Recovery*	*Qualifier*	*Limits*	*Prepared*	*Analyzed*	*Dil Fac*
DCB Decachlorobiphenyl	*86*		*20 - 120*	*01/11/22 15:23*	*01/12/22 11:25*	*1*
Tetrachloro-m-xylene	*136*	*S1+*	*44 - 120*	*01/11/22 15:23*	*01/12/22 11:25*	*1*

Method: 8151 - TCLP Herbicides - TCLP

Analyte	Result	Qualifier	RL	MDL	Unit	D	Prepared	Analyzed	Dil Fac
2,4-D	0.0020	U	0.0020	0.00040	mg/L		01/11/22 11:21	01/12/22 17:32	1
Silvex (2,4,5-TP)	0.0020	U	0.0020	0.00036	mg/L		01/11/22 11:21	01/12/22 17:32	1

Surrogate	*%Recovery*	*Qualifier*	*Limits*	*Prepared*	*Analyzed*	*Dil Fac*
2,4-Dichlorophenylacetic acid	*11*	*S1-*	*48 - 132*	*01/11/22 11:21*	*01/12/22 17:32*	*1*

Method: 6010C - Metals (ICP) - TCLP

Analyte	Result	Qualifier	RL	MDL	Unit	D	Prepared	Analyzed	Dil Fac
Arsenic	0.015	U	0.015	0.0056	mg/L		01/11/22 11:24	01/11/22 21:19	1
Barium	**0.69**	**J**	1.0	0.10	mg/L		01/11/22 11:24	01/11/22 21:19	1
Cadmium	**0.0014**	**J**	0.0020	0.00050	mg/L		01/11/22 11:24	01/11/22 21:19	1
Chromium	0.020	U	0.020	0.010	mg/L		01/11/22 11:24	01/11/22 21:19	1
Lead	**0.013**	**J**	0.020	0.0030	mg/L		01/11/22 11:24	01/11/22 21:19	1
Selenium	0.025	U	0.025	0.0087	mg/L		01/11/22 11:24	01/11/22 21:19	1
Silver	0.0060	U	0.0060	0.0017	mg/L		01/11/22 11:24	01/11/22 21:19	1

Method: 7470A - TCLP Mercury - TCLP

Analyte	Result	Qualifier	RL	MDL	Unit	D	Prepared	Analyzed	Dil Fac
Mercury	0.00020	U	0.00020	0.000043	mg/L		01/11/22 12:54	01/11/22 16:11	1

General Chemistry

Analyte	Result	Qualifier	RL	MDL	Unit	D	Prepared	Analyzed	Dil Fac
Cyanide, Reactive	9.9	U	9.9	9.9	mg/Kg		01/07/22 08:30	01/07/22 16:37	1
Sulfide, Reactive	9.9	U	9.9	9.9	mg/Kg		01/07/22 08:30	01/07/22 14:00	1

Analyte	Result	Qualifier	RL	RL	Unit	D	Prepared	Analyzed	Dil Fac
Flashpoint	**>180**		50.0	50.0	Degrees F			01/12/22 20:39	1
pH	**8.7**	**HF**	0.1	0.1	SU			01/07/22 14:05	1
Temperature	**21.6**	**HF**	0.001	0.001	Degrees C			01/07/22 14:05	1

Client Sample ID: PF26
Date Collected: 12/28/21 11:36
Date Received: 12/29/21 11:25

Lab Sample ID: 480-193838-26
Matrix: Solid
Percent Solids: 89.8

Method: 8015D - Gasoline Range Organics (GRO) (GC)

Analyte	Result	Qualifier	RL	MDL	Unit	D	Prepared	Analyzed	Dil Fac
Gasoline Range Organics [C6 - C10]	**1.0**	**J**	1.2	0.32	mg/Kg	☼	01/06/22 07:10	01/06/22 16:25	1

Surrogate	*%Recovery*	*Qualifier*	*Limits*	*Prepared*	*Analyzed*	*Dil Fac*
a,a,a-Trifluorotoluene	*101*		*46 - 156*	*01/06/22 07:10*	*01/06/22 16:25*	*1*

Method: 8015D - Diesel Range Organics (DRO) (GC)

Analyte	Result	Qualifier	RL	MDL	Unit	D	Prepared	Analyzed	Dil Fac
Diesel Range Organics [C10-C28]	**9.0**	**J**	18	5.5	mg/Kg	☼	01/04/22 08:14	01/05/22 22:32	1

Surrogate	*%Recovery*	*Qualifier*	*Limits*	*Prepared*	*Analyzed*	*Dil Fac*
o-Terphenyl	*68*		*48 - 125*	*01/04/22 08:14*	*01/05/22 22:32*	*1*

Client Sample ID: PF26

Lab Sample ID: 480-193838-26

Date Collected: 12/28/21 11:36
Date Received: 12/29/21 11:25

Matrix: Solid
Percent Solids: 89.8

Method: 8082A - Polychlorinated Biphenyls (PCBs) by Gas Chromatography

Analyte	Result	Qualifier	RL	MDL	Unit	D	Prepared	Analyzed	Dil Fac
PCB-1016	0.24	U	0.24	0.047	mg/Kg	☼	01/03/22 08:48	01/04/22 19:19	1
PCB-1221	0.24	U	0.24	0.047	mg/Kg	☼	01/03/22 08:48	01/04/22 19:19	1
PCB-1232	0.24	U	0.24	0.047	mg/Kg	☼	01/03/22 08:48	01/04/22 19:19	1
PCB-1242	0.24	U	0.24	0.047	mg/Kg	☼	01/03/22 08:48	01/04/22 19:19	1
PCB-1248	0.24	U	0.24	0.047	mg/Kg	☼	01/03/22 08:48	01/04/22 19:19	1
PCB-1254	0.24	U	0.24	0.11	mg/Kg	☼	01/03/22 08:48	01/04/22 19:19	1
PCB-1260	**0.12**	**J**	0.24	0.11	mg/Kg	☼	01/03/22 08:48	01/04/22 19:19	1
PCB-1262	0.24	U	0.24	0.11	mg/Kg	☼	01/03/22 08:48	01/04/22 19:19	1
PCB-1268	0.24	U	0.24	0.11	mg/Kg	☼	01/03/22 08:48	01/04/22 19:19	1

Surrogate	*%Recovery*	*Qualifier*	*Limits*	*Prepared*	*Analyzed*	*Dil Fac*
DCB Decachlorobiphenyl	*145*		*65 - 174*	*01/03/22 08:48*	*01/04/22 19:19*	*1*
Tetrachloro-m-xylene	*136*		*60 - 154*	*01/03/22 08:48*	*01/04/22 19:19*	*1*

Client Sample ID: PF27

Lab Sample ID: 480-193838-27

Date Collected: 12/28/21 11:42
Date Received: 12/29/21 11:25

Matrix: Solid

Method: 8260C - TCLP Volatiles - TCLP

Analyte	Result	Qualifier	RL	MDL	Unit	D	Prepared	Analyzed	Dil Fac
1,1-Dichloroethene	0.010	U	0.010	0.0029	mg/L			01/11/22 16:58	10
1,2-Dichloroethane	0.010	U	0.010	0.0021	mg/L			01/11/22 16:58	10
2-Butanone (MEK)	0.050	U	0.050	0.013	mg/L			01/11/22 16:58	10
Benzene	0.010	U	0.010	0.0041	mg/L			01/11/22 16:58	10
Carbon tetrachloride	0.010	U	0.010	0.0027	mg/L			01/11/22 16:58	10
Chlorobenzene	0.010	U	0.010	0.0075	mg/L			01/11/22 16:58	10
Chloroform	0.010	U	0.010	0.0034	mg/L			01/11/22 16:58	10
Tetrachloroethene	0.010	U	0.010	0.0036	mg/L			01/11/22 16:58	10
Trichloroethene	0.010	U	0.010	0.0046	mg/L			01/11/22 16:58	10
Vinyl chloride	0.010	U	0.010	0.0090	mg/L			01/11/22 16:58	10

Surrogate	*%Recovery*	*Qualifier*	*Limits*	*Prepared*	*Analyzed*	*Dil Fac*
1,2-Dichloroethane-d4 (Surr)	*103*		*77 - 120*		*01/11/22 16:58*	*10*
4-Bromofluorobenzene (Surr)	*101*		*73 - 120*		*01/11/22 16:58*	*10*
Dibromofluoromethane (Surr)	*103*		*75 - 123*		*01/11/22 16:58*	*10*
Toluene-d8 (Surr)	*99*		*80 - 120*		*01/11/22 16:58*	*10*

Method: 8270D - Semivolatile Organic Compounds (GC/MS) - TCLP

Analyte	Result	Qualifier	RL	MDL	Unit	D	Prepared	Analyzed	Dil Fac
1,4-Dichlorobenzene	0.040	U	0.040	0.0018	mg/L		01/12/22 09:09	01/12/22 20:01	1
2,4,5-Trichlorophenol	0.020	U	0.020	0.0019	mg/L		01/12/22 09:09	01/12/22 20:01	1
2,4,6-Trichlorophenol	0.020	U	0.020	0.0024	mg/L		01/12/22 09:09	01/12/22 20:01	1
2,4-Dinitrotoluene	0.020	U	0.020	0.0017	mg/L		01/12/22 09:09	01/12/22 20:01	1
2-Methylphenol	0.020	U	0.020	0.0016	mg/L		01/12/22 09:09	01/12/22 20:01	1
3-Methylphenol	0.040	U	0.040	0.0016	mg/L		01/12/22 09:09	01/12/22 20:01	1
4-Methylphenol	0.040	U	0.040	0.0014	mg/L		01/12/22 09:09	01/12/22 20:01	1
Hexachlorobenzene	0.020	U	0.020	0.0020	mg/L		01/12/22 09:09	01/12/22 20:01	1
Hexachlorobutadiene	0.020	U	0.020	0.0027	mg/L		01/12/22 09:09	01/12/22 20:01	1
Hexachloroethane	0.020	U	0.020	0.0023	mg/L		01/12/22 09:09	01/12/22 20:01	1
Nitrobenzene	0.020	U	0.020	0.0011	mg/L		01/12/22 09:09	01/12/22 20:01	1
Pentachlorophenol	0.040	U	0.040	0.0088	mg/L		01/12/22 09:09	01/12/22 20:01	1

Client Sample ID: PF27

Date Collected: 12/28/21 11:42
Date Received: 12/29/21 11:25

Lab Sample ID: 480-193838-27

Matrix: Solid

Method: 8270D - Semivolatile Organic Compounds (GC/MS) - TCLP (Continued)

Analyte	Result	Qualifier	RL	MDL	Unit	D	Prepared	Analyzed	Dil Fac
Pyridine	0.10	U	0.10	0.0016	mg/L		01/12/22 09:09	01/12/22 20:01	1

Surrogate	*%Recovery*	*Qualifier*	*Limits*	*Prepared*	*Analyzed*	*Dil Fac*
2,4,6-Tribromophenol (Surr)	*96*		*41 - 120*	*01/12/22 09:09*	*01/12/22 20:01*	*1*
2-Fluorobiphenyl (Surr)	*99*		*48 - 120*	*01/12/22 09:09*	*01/12/22 20:01*	*1*
2-Fluorophenol (Surr)	*55*		*35 - 120*	*01/12/22 09:09*	*01/12/22 20:01*	*1*
Nitrobenzene-d5 (Surr)	*97*		*46 - 120*	*01/12/22 09:09*	*01/12/22 20:01*	*1*
Phenol-d5 (Surr)	*38*		*22 - 120*	*01/12/22 09:09*	*01/12/22 20:01*	*1*
p-Terphenyl-d14 (Surr)	*110*		*60 - 148*	*01/12/22 09:09*	*01/12/22 20:01*	*1*

Method: 8081B - Organochlorine Pesticides (GC) - TCLP

Analyte	Result	Qualifier	RL	MDL	Unit	D	Prepared	Analyzed	Dil Fac
gamma-BHC (Lindane)	0.00020	U	0.00020	0.0000060	mg/L		01/11/22 15:23	01/12/22 11:45	1
Chlordane (technical)	0.0020	U	0.0020	0.000029	mg/L		01/11/22 15:23	01/12/22 11:45	1
Endrin	0.00020	U	0.00020	0.000014	mg/L		01/11/22 15:23	01/12/22 11:45	1
Heptachlor	0.00020	U	0.00020	0.0000085	mg/L		01/11/22 15:23	01/12/22 11:45	1
Heptachlor epoxide	0.00020	U *+	0.00020	0.0000053	mg/L		01/11/22 15:23	01/12/22 11:45	1
Methoxychlor	0.00020	U	0.00020	0.000014	mg/L		01/11/22 15:23	01/12/22 11:45	1
Toxaphene	0.0020	U	0.0020	0.00012	mg/L		01/11/22 15:23	01/12/22 11:45	1

Surrogate	*%Recovery*	*Qualifier*	*Limits*	*Prepared*	*Analyzed*	*Dil Fac*
DCB Decachlorobiphenyl	*94*		*20 - 120*	*01/11/22 15:23*	*01/12/22 11:45*	*1*
Tetrachloro-m-xylene	*138*	*S1+*	*44 - 120*	*01/11/22 15:23*	*01/12/22 11:45*	*1*

Method: 8151 - TCLP Herbicides - TCLP

Analyte	Result	Qualifier	RL	MDL	Unit	D	Prepared	Analyzed	Dil Fac
2,4-D	0.0020	U	0.0020	0.00040	mg/L		01/11/22 11:21	01/12/22 18:31	1
Silvex (2,4,5-TP)	0.0020	U	0.0020	0.00036	mg/L		01/11/22 11:21	01/12/22 18:31	1

Surrogate	*%Recovery*	*Qualifier*	*Limits*	*Prepared*	*Analyzed*	*Dil Fac*
2,4-Dichlorophenylacetic acid	*19*	*S1-*	*48 - 132*	*01/11/22 11:21*	*01/12/22 18:31*	*1*

Method: 6010C - Metals (ICP) - TCLP

Analyte	Result	Qualifier	RL	MDL	Unit	D	Prepared	Analyzed	Dil Fac
Arsenic	0.015	U	0.015	0.0056	mg/L		01/11/22 11:24	01/11/22 21:23	1
Barium	**0.70**	**J**	1.0	0.10	mg/L		01/11/22 11:24	01/11/22 21:23	1
Cadmium	**0.0023**		0.0020	0.00050	mg/L		01/11/22 11:24	01/11/22 21:23	1
Chromium	0.020	U	0.020	0.010	mg/L		01/11/22 11:24	01/11/22 21:23	1
Lead	**0.037**		0.020	0.0030	mg/L		01/11/22 11:24	01/11/22 21:23	1
Selenium	0.025	U	0.025	0.0087	mg/L		01/11/22 11:24	01/11/22 21:23	1
Silver	0.0060	U	0.0060	0.0017	mg/L		01/11/22 11:24	01/11/22 21:23	1

Method: 7470A - TCLP Mercury - TCLP

Analyte	Result	Qualifier	RL	MDL	Unit	D	Prepared	Analyzed	Dil Fac
Mercury	0.00020	U	0.00020	0.000043	mg/L		01/11/22 12:54	01/11/22 16:13	1

General Chemistry

Analyte	Result	Qualifier	RL	MDL	Unit	D	Prepared	Analyzed	Dil Fac
Cyanide, Reactive	10	U	10	10	mg/Kg		01/07/22 08:30	01/07/22 16:39	1
Sulfide, Reactive	10	U	10	10	mg/Kg		01/07/22 08:30	01/07/22 14:00	1

Client Sample ID: PF27
Date Collected: 12/28/21 11:42
Date Received: 12/29/21 11:25

Lab Sample ID: 480-193838-27
Matrix: Solid

Analyte	Result	Qualifier	RL	RL	Unit	D	Prepared	Analyzed	Dil Fac
Flashpoint	**>175**		50.0	50.0	Degrees F			01/12/22 20:45	1
pH	**8.8**	**HF**	0.1	0.1	SU			01/07/22 14:05	1
Temperature	**21.6**	**HF**	0.001	0.001	Degrees C			01/07/22 14:05	1

Client Sample ID: PF27
Date Collected: 12/28/21 11:42
Date Received: 12/29/21 11:25

Lab Sample ID: 480-193838-27
Matrix: Solid
Percent Solids: 87.4

Method: 8015D - Gasoline Range Organics (GRO) (GC)

Analyte	Result	Qualifier	RL	MDL	Unit	D	Prepared	Analyzed	Dil Fac
Gasoline Range Organics [C6 - C10]	**1.1**	**J**	1.3	0.35	mg/Kg	☼	01/06/22 07:10	01/06/22 17:01	1

Surrogate	*%Recovery*	*Qualifier*	*Limits*	*Prepared*	*Analyzed*	*Dil Fac*
a,a,a-Trifluorotoluene	*99*		*46 - 156*	*01/06/22 07:10*	*01/06/22 17:01*	*1*

Method: 8015D - Diesel Range Organics (DRO) (GC)

Analyte	Result	Qualifier	RL	MDL	Unit	D	Prepared	Analyzed	Dil Fac
Diesel Range Organics [C10-C28]	**10**	**J**	19	5.7	mg/Kg	☼	01/04/22 08:14	01/05/22 23:07	1

Surrogate	*%Recovery*	*Qualifier*	*Limits*	*Prepared*	*Analyzed*	*Dil Fac*
o-Terphenyl	*69*		*48 - 125*	*01/04/22 08:14*	*01/05/22 23:07*	*1*

Method: 8082A - Polychlorinated Biphenyls (PCBs) by Gas Chromatography

Analyte	Result	Qualifier	RL	MDL	Unit	D	Prepared	Analyzed	Dil Fac
PCB-1016	0.25	U	0.25	0.049	mg/Kg	☼	01/03/22 08:48	01/04/22 19:57	1
PCB-1221	0.25	U	0.25	0.049	mg/Kg	☼	01/03/22 08:48	01/04/22 19:57	1
PCB-1232	0.25	U	0.25	0.049	mg/Kg	☼	01/03/22 08:48	01/04/22 19:57	1
PCB-1242	0.25	U	0.25	0.049	mg/Kg	☼	01/03/22 08:48	01/04/22 19:57	1
PCB-1248	0.25	U	0.25	0.049	mg/Kg	☼	01/03/22 08:48	01/04/22 19:57	1
PCB-1254	0.25	U	0.25	0.12	mg/Kg	☼	01/03/22 08:48	01/04/22 19:57	1
PCB-1260	**0.14**	**J**	0.25	0.12	mg/Kg	☼	01/03/22 08:48	01/04/22 19:57	1
PCB-1262	0.25	U	0.25	0.12	mg/Kg	☼	01/03/22 08:48	01/04/22 19:57	1
PCB-1268	0.25	U	0.25	0.12	mg/Kg	☼	01/03/22 08:48	01/04/22 19:57	1

Surrogate	*%Recovery*	*Qualifier*	*Limits*	*Prepared*	*Analyzed*	*Dil Fac*
DCB Decachlorobiphenyl	*139*		*65 - 174*	*01/03/22 08:48*	*01/04/22 19:57*	*1*
Tetrachloro-m-xylene	*131*		*60 - 154*	*01/03/22 08:48*	*01/04/22 19:57*	*1*

Client Sample ID: PF28
Date Collected: 12/28/21 11:48
Date Received: 12/29/21 11:25

Lab Sample ID: 480-193838-28
Matrix: Solid

Method: 8260C - TCLP Volatiles - TCLP

Analyte	Result	Qualifier	RL	MDL	Unit	D	Prepared	Analyzed	Dil Fac
1,1-Dichloroethene	0.010	U	0.010	0.0029	mg/L			01/11/22 17:21	10
1,2-Dichloroethane	0.010	U	0.010	0.0021	mg/L			01/11/22 17:21	10
2-Butanone (MEK)	0.050	U	0.050	0.013	mg/L			01/11/22 17:21	10
Benzene	0.010	U	0.010	0.0041	mg/L			01/11/22 17:21	10
Carbon tetrachloride	0.010	U	0.010	0.0027	mg/L			01/11/22 17:21	10
Chlorobenzene	0.010	U	0.010	0.0075	mg/L			01/11/22 17:21	10
Chloroform	0.010	U	0.010	0.0034	mg/L			01/11/22 17:21	10
Tetrachloroethene	0.010	U	0.010	0.0036	mg/L			01/11/22 17:21	10

Client Sample ID: PF28
Lab Sample ID: 480-193838-28

Date Collected: 12/28/21 11:48
Matrix: Solid
Date Received: 12/29/21 11:25

Method: 8260C - TCLP Volatiles - TCLP (Continued)

Analyte	Result	Qualifier	RL	MDL	Unit	D	Prepared	Analyzed	Dil Fac
Trichloroethene	0.010	U	0.010	0.0046	mg/L			01/11/22 17:21	10
Vinyl chloride	0.010	U	0.010	0.0090	mg/L			01/11/22 17:21	10

Surrogate	*%Recovery*	*Qualifier*	*Limits*	*Prepared*	*Analyzed*	*Dil Fac*
1,2-Dichloroethane-d4 (Surr)	*105*		*77 - 120*		*01/11/22 17:21*	*10*
4-Bromofluorobenzene (Surr)	*100*		*73 - 120*		*01/11/22 17:21*	*10*
Dibromofluoromethane (Surr)	*105*		*75 - 123*		*01/11/22 17:21*	*10*
Toluene-d8 (Surr)	*99*		*80 - 120*		*01/11/22 17:21*	*10*

Method: 8270D - Semivolatile Organic Compounds (GC/MS) - TCLP

Analyte	Result	Qualifier	RL	MDL	Unit	D	Prepared	Analyzed	Dil Fac
1,4-Dichlorobenzene	0.040	U	0.040	0.0018	mg/L		01/12/22 09:09	01/12/22 20:25	1
2,4,5-Trichlorophenol	0.020	U	0.020	0.0019	mg/L		01/12/22 09:09	01/12/22 20:25	1
2,4,6-Trichlorophenol	0.020	U	0.020	0.0024	mg/L		01/12/22 09:09	01/12/22 20:25	1
2,4-Dinitrotoluene	0.020	U	0.020	0.0017	mg/L		01/12/22 09:09	01/12/22 20:25	1
2-Methylphenol	0.020	U	0.020	0.0016	mg/L		01/12/22 09:09	01/12/22 20:25	1
3-Methylphenol	0.040	U	0.040	0.0016	mg/L		01/12/22 09:09	01/12/22 20:25	1
4-Methylphenol	0.040	U	0.040	0.0014	mg/L		01/12/22 09:09	01/12/22 20:25	1
Hexachlorobenzene	0.020	U	0.020	0.0020	mg/L		01/12/22 09:09	01/12/22 20:25	1
Hexachlorobutadiene	0.020	U	0.020	0.0027	mg/L		01/12/22 09:09	01/12/22 20:25	1
Hexachloroethane	0.020	U	0.020	0.0023	mg/L		01/12/22 09:09	01/12/22 20:25	1
Nitrobenzene	0.020	U	0.020	0.0011	mg/L		01/12/22 09:09	01/12/22 20:25	1
Pentachlorophenol	0.040	U	0.040	0.0088	mg/L		01/12/22 09:09	01/12/22 20:25	1
Pyridine	0.10	U	0.10	0.0016	mg/L		01/12/22 09:09	01/12/22 20:25	1

Surrogate	*%Recovery*	*Qualifier*	*Limits*	*Prepared*	*Analyzed*	*Dil Fac*
2,4,6-Tribromophenol (Surr)	*98*		*41 - 120*	*01/12/22 09:09*	*01/12/22 20:25*	*1*
2-Fluorobiphenyl (Surr)	*96*		*48 - 120*	*01/12/22 09:09*	*01/12/22 20:25*	*1*
2-Fluorophenol (Surr)	*53*		*35 - 120*	*01/12/22 09:09*	*01/12/22 20:25*	*1*
Nitrobenzene-d5 (Surr)	*97*		*46 - 120*	*01/12/22 09:09*	*01/12/22 20:25*	*1*
Phenol-d5 (Surr)	*36*		*22 - 120*	*01/12/22 09:09*	*01/12/22 20:25*	*1*
p-Terphenyl-d14 (Surr)	*104*		*60 - 148*	*01/12/22 09:09*	*01/12/22 20:25*	*1*

Method: 8081B - Organochlorine Pesticides (GC) - TCLP

Analyte	Result	Qualifier	RL	MDL	Unit	D	Prepared	Analyzed	Dil Fac
gamma-BHC (Lindane)	0.00020	U	0.00020	0.0000060	mg/L		01/11/22 15:23	01/12/22 12:05	1
Chlordane (technical)	0.0020	U	0.0020	0.000029	mg/L		01/11/22 15:23	01/12/22 12:05	1
Endrin	0.00020	U	0.00020	0.000014	mg/L		01/11/22 15:23	01/12/22 12:05	1
Heptachlor	0.00020	U	0.00020	0.0000085	mg/L		01/11/22 15:23	01/12/22 12:05	1
Heptachlor epoxide	0.00020	U *+	0.00020	0.0000053	mg/L		01/11/22 15:23	01/12/22 12:05	1
Methoxychlor	0.00020	U	0.00020	0.000014	mg/L		01/11/22 15:23	01/12/22 12:05	1
Toxaphene	0.0020	U	0.0020	0.00012	mg/L		01/11/22 15:23	01/12/22 12:05	1

Surrogate	*%Recovery*	*Qualifier*	*Limits*	*Prepared*	*Analyzed*	*Dil Fac*
DCB Decachlorobiphenyl	*90*		*20 - 120*	*01/11/22 15:23*	*01/12/22 12:05*	*1*
Tetrachloro-m-xylene	*114*		*44 - 120*	*01/11/22 15:23*	*01/12/22 12:05*	*1*

Method: 8151 - TCLP Herbicides - TCLP

Analyte	Result	Qualifier	RL	MDL	Unit	D	Prepared	Analyzed	Dil Fac
2,4-D	0.0020	U	0.0020	0.00040	mg/L		01/11/22 11:21	01/12/22 19:01	1
Silvex (2,4,5-TP)	0.0020	U	0.0020	0.00036	mg/L		01/11/22 11:21	01/12/22 19:01	1

Client Sample ID: PF28

Lab Sample ID: 480-193838-28

Date Collected: 12/28/21 11:48

Matrix: Solid

Date Received: 12/29/21 11:25

Surrogate	*%Recovery*	*Qualifier*	*Limits*	*Prepared*	*Analyzed*	*Dil Fac*
2,4-Dichlorophenylacetic acid	*6*	*S1-*	*48 - 132*	*01/11/22 11:21*	*01/12/22 19:01*	*1*

Method: 6010C - Metals (ICP) - TCLP

Analyte	Result	Qualifier	RL	MDL	Unit	D	Prepared	Analyzed	Dil Fac
Arsenic	0.015	U	0.015	0.0056	mg/L		01/11/22 11:24	01/11/22 21:27	1
Barium	**0.58**	**J**	1.0	0.10	mg/L		01/11/22 11:24	01/11/22 21:27	1
Cadmium	**0.0018**	**J**	0.0020	0.00050	mg/L		01/11/22 11:24	01/11/22 21:27	1
Chromium	0.020	U	0.020	0.010	mg/L		01/11/22 11:24	01/11/22 21:27	1
Lead	**0.011**	**J**	0.020	0.0030	mg/L		01/11/22 11:24	01/11/22 21:27	1
Selenium	0.025	U	0.025	0.0087	mg/L		01/11/22 11:24	01/11/22 21:27	1
Silver	0.0060	U	0.0060	0.0017	mg/L		01/11/22 11:24	01/11/22 21:27	1

Method: 7470A - TCLP Mercury - TCLP

Analyte	Result	Qualifier	RL	MDL	Unit	D	Prepared	Analyzed	Dil Fac
Mercury	0.00020	U	0.00020	0.000043	mg/L		01/11/22 12:54	01/11/22 16:14	1

General Chemistry

Analyte	Result	Qualifier	RL	MDL	Unit	D	Prepared	Analyzed	Dil Fac
Cyanide, Reactive	10	U	10	10	mg/Kg		01/07/22 08:30	01/07/22 16:40	1
Sulfide, Reactive	10	U	10	10	mg/Kg		01/07/22 08:30	01/07/22 14:00	1

Analyte	Result	Qualifier	RL	RL	Unit	D	Prepared	Analyzed	Dil Fac
Flashpoint	**>180**		50.0	50.0	Degrees F			01/06/22 15:56	1
pH	**8.6**	**HF**	0.1	0.1	SU			01/07/22 14:05	1
Temperature	**21.6**	**HF**	0.001	0.001	Degrees C			01/07/22 14:05	1

Client Sample ID: PF28

Lab Sample ID: 480-193838-28

Date Collected: 12/28/21 11:48

Matrix: Solid

Date Received: 12/29/21 11:25

Percent Solids: 85.2

Method: 8015D - Gasoline Range Organics (GRO) (GC)

Analyte	Result	Qualifier	RL	MDL	Unit	D	Prepared	Analyzed	Dil Fac
Gasoline Range Organics [C6 - C10]	**1.1**	**J**	1.4	0.36	mg/Kg	☼	01/06/22 07:10	01/06/22 17:37	1

Surrogate	*%Recovery*	*Qualifier*	*Limits*	*Prepared*	*Analyzed*	*Dil Fac*
a,a,a-Trifluorotoluene	*98*		*46 - 156*	*01/06/22 07:10*	*01/06/22 17:37*	*1*

Method: 8015D - Diesel Range Organics (DRO) (GC)

Analyte	Result	Qualifier	RL	MDL	Unit	D	Prepared	Analyzed	Dil Fac
Diesel Range Organics [C10-C28]	19	U	19	5.8	mg/Kg	☼	01/04/22 08:14	01/05/22 23:43	1

Surrogate	*%Recovery*	*Qualifier*	*Limits*	*Prepared*	*Analyzed*	*Dil Fac*
o-Terphenyl	*63*		*48 - 125*	*01/04/22 08:14*	*01/05/22 23:43*	*1*

Method: 8082A - Polychlorinated Biphenyls (PCBs) by Gas Chromatography

Analyte	Result	Qualifier	RL	MDL	Unit	D	Prepared	Analyzed	Dil Fac
PCB-1016	0.28	U	0.28	0.054	mg/Kg	☼	01/03/22 08:48	01/04/22 20:10	1
PCB-1221	0.28	U	0.28	0.054	mg/Kg	☼	01/03/22 08:48	01/04/22 20:10	1
PCB-1232	0.28	U	0.28	0.054	mg/Kg	☼	01/03/22 08:48	01/04/22 20:10	1
PCB-1242	0.28	U	0.28	0.054	mg/Kg	☼	01/03/22 08:48	01/04/22 20:10	1
PCB-1248	0.28	U	0.28	0.054	mg/Kg	☼	01/03/22 08:48	01/04/22 20:10	1
PCB-1254	0.28	U	0.28	0.13	mg/Kg	☼	01/03/22 08:48	01/04/22 20:10	1

Client Sample ID: PF28

Lab Sample ID: 480-193838-28

Date Collected: 12/28/21 11:48
Date Received: 12/29/21 11:25

Matrix: Solid
Percent Solids: 85.2

Method: 8082A - Polychlorinated Biphenyls (PCBs) by Gas Chromatography (Continued)

Analyte	Result	Qualifier	RL	MDL	Unit	D	Prepared	Analyzed	Dil Fac
PCB-1260	**0.19**	**J**	0.28	0.13	mg/Kg	☼	01/03/22 08:48	01/04/22 20:10	1
PCB-1262	0.28	U	0.28	0.13	mg/Kg	☼	01/03/22 08:48	01/04/22 20:10	1
PCB-1268	0.28	U	0.28	0.13	mg/Kg	☼	01/03/22 08:48	01/04/22 20:10	1

Surrogate	*%Recovery*	*Qualifier*	*Limits*	*Prepared*	*Analyzed*	*Dil Fac*
DCB Decachlorobiphenyl	*126*		*65 - 174*	*01/03/22 08:48*	*01/04/22 20:10*	*1*
Tetrachloro-m-xylene	*122*		*60 - 154*	*01/03/22 08:48*	*01/04/22 20:10*	*1*

Client Sample ID: PF29

Lab Sample ID: 480-193838-29

Date Collected: 12/28/21 11:54
Date Received: 12/29/21 11:25

Matrix: Solid

Method: 8260C - TCLP Volatiles - TCLP

Analyte	Result	Qualifier	RL	MDL	Unit	D	Prepared	Analyzed	Dil Fac
1,1-Dichloroethene	0.010	U	0.010	0.0029	mg/L			01/11/22 17:44	10
1,2-Dichloroethane	0.010	U	0.010	0.0021	mg/L			01/11/22 17:44	10
2-Butanone (MEK)	0.050	U	0.050	0.013	mg/L			01/11/22 17:44	10
Benzene	0.010	U	0.010	0.0041	mg/L			01/11/22 17:44	10
Carbon tetrachloride	0.010	U	0.010	0.0027	mg/L			01/11/22 17:44	10
Chlorobenzene	0.010	U	0.010	0.0075	mg/L			01/11/22 17:44	10
Chloroform	0.010	U	0.010	0.0034	mg/L			01/11/22 17:44	10
Tetrachloroethene	0.010	U	0.010	0.0036	mg/L			01/11/22 17:44	10
Trichloroethene	0.010	U	0.010	0.0046	mg/L			01/11/22 17:44	10
Vinyl chloride	0.010	U	0.010	0.0090	mg/L			01/11/22 17:44	10

Surrogate	*%Recovery*	*Qualifier*	*Limits*	*Prepared*	*Analyzed*	*Dil Fac*
1,2-Dichloroethane-d4 (Surr)	*102*		*77 - 120*		*01/11/22 17:44*	*10*
4-Bromofluorobenzene (Surr)	*99*		*73 - 120*		*01/11/22 17:44*	*10*
Dibromofluoromethane (Surr)	*100*		*75 - 123*		*01/11/22 17:44*	*10*
Toluene-d8 (Surr)	*99*		*80 - 120*		*01/11/22 17:44*	*10*

Method: 8270D - Semivolatile Organic Compounds (GC/MS) - TCLP

Analyte	Result	Qualifier	RL	MDL	Unit	D	Prepared	Analyzed	Dil Fac
1,4-Dichlorobenzene	0.040	U	0.040	0.0018	mg/L		01/12/22 09:09	01/12/22 20:49	1
2,4,5-Trichlorophenol	0.020	U	0.020	0.0019	mg/L		01/12/22 09:09	01/12/22 20:49	1
2,4,6-Trichlorophenol	0.020	U	0.020	0.0024	mg/L		01/12/22 09:09	01/12/22 20:49	1
2,4-Dinitrotoluene	0.020	U	0.020	0.0017	mg/L		01/12/22 09:09	01/12/22 20:49	1
2-Methylphenol	0.020	U	0.020	0.0016	mg/L		01/12/22 09:09	01/12/22 20:49	1
3-Methylphenol	0.040	U	0.040	0.0016	mg/L		01/12/22 09:09	01/12/22 20:49	1
4-Methylphenol	0.040	U	0.040	0.0014	mg/L		01/12/22 09:09	01/12/22 20:49	1
Hexachlorobenzene	0.020	U	0.020	0.0020	mg/L		01/12/22 09:09	01/12/22 20:49	1
Hexachlorobutadiene	0.020	U	0.020	0.0027	mg/L		01/12/22 09:09	01/12/22 20:49	1
Hexachloroethane	0.020	U	0.020	0.0023	mg/L		01/12/22 09:09	01/12/22 20:49	1
Nitrobenzene	0.020	U	0.020	0.0011	mg/L		01/12/22 09:09	01/12/22 20:49	1
Pentachlorophenol	0.040	U	0.040	0.0088	mg/L		01/12/22 09:09	01/12/22 20:49	1
Pyridine	0.10	U	0.10	0.0016	mg/L		01/12/22 09:09	01/12/22 20:49	1

Surrogate	*%Recovery*	*Qualifier*	*Limits*	*Prepared*	*Analyzed*	*Dil Fac*
2,4,6-Tribromophenol (Surr)	*101*		*41 - 120*	*01/12/22 09:09*	*01/12/22 20:49*	*1*
2-Fluorobiphenyl (Surr)	*102*		*48 - 120*	*01/12/22 09:09*	*01/12/22 20:49*	*1*
2-Fluorophenol (Surr)	*55*		*35 - 120*	*01/12/22 09:09*	*01/12/22 20:49*	*1*

Client Sample ID: PF29

Date Collected: 12/28/21 11:54
Date Received: 12/29/21 11:25

Lab Sample ID: 480-193838-29

Matrix: Solid

Method: 8270D - Semivolatile Organic Compounds (GC/MS) - TCLP (Continued)

Surrogate	*%Recovery*	*Qualifier*	*Limits*	*Prepared*	*Analyzed*	*Dil Fac*
Nitrobenzene-d5 (Surr)	*100*		*46 - 120*	*01/12/22 09:09*	*01/12/22 20:49*	*1*
Phenol-d5 (Surr)	*36*		*22 - 120*	*01/12/22 09:09*	*01/12/22 20:49*	*1*
p-Terphenyl-d14 (Surr)	*100*		*60 - 148*	*01/12/22 09:09*	*01/12/22 20:49*	*1*

Method: 8081B - Organochlorine Pesticides (GC) - TCLP

Analyte	Result	Qualifier	RL	MDL	Unit	D	Prepared	Analyzed	Dil Fac
gamma-BHC (Lindane)	0.00020	U	0.00020	0.0000060	mg/L		01/11/22 15:23	01/12/22 12:24	1
Chlordane (technical)	0.0020	U	0.0020	0.000029	mg/L		01/11/22 15:23	01/12/22 12:24	1
Endrin	0.00020	U	0.00020	0.000014	mg/L		01/11/22 15:23	01/12/22 12:24	1
Heptachlor	0.00020	U	0.00020	0.0000085	mg/L		01/11/22 15:23	01/12/22 12:24	1
Heptachlor epoxide	0.00020	U *+	0.00020	0.0000053	mg/L		01/11/22 15:23	01/12/22 12:24	1
Methoxychlor	0.00020	U	0.00020	0.000014	mg/L		01/11/22 15:23	01/12/22 12:24	1
Toxaphene	0.0020	U	0.0020	0.00012	mg/L		01/11/22 15:23	01/12/22 12:24	1

Surrogate	*%Recovery*	*Qualifier*	*Limits*	*Prepared*	*Analyzed*	*Dil Fac*
DCB Decachlorobiphenyl	*100*		*20 - 120*	*01/11/22 15:23*	*01/12/22 12:24*	*1*
Tetrachloro-m-xylene	*149*	*S1+*	*44 - 120*	*01/11/22 15:23*	*01/12/22 12:24*	*1*

Method: 8151 - TCLP Herbicides - TCLP

Analyte	Result	Qualifier	RL	MDL	Unit	D	Prepared	Analyzed	Dil Fac
2,4-D	0.0020	U	0.0020	0.00040	mg/L		01/11/22 11:21	01/12/22 19:31	1
Silvex (2,4,5-TP)	0.0020	U	0.0020	0.00036	mg/L		01/11/22 11:21	01/12/22 19:31	1

Surrogate	*%Recovery*	*Qualifier*	*Limits*	*Prepared*	*Analyzed*	*Dil Fac*
2,4-Dichlorophenylacetic acid	*4*	*S1-*	*48 - 132*	*01/11/22 11:21*	*01/12/22 19:31*	*1*

Method: 6010C - Metals (ICP) - TCLP

Analyte	Result	Qualifier	RL	MDL	Unit	D	Prepared	Analyzed	Dil Fac
Arsenic	0.015	U	0.015	0.0056	mg/L		01/11/22 11:24	01/11/22 21:31	1
Barium	**0.60**	**J**	1.0	0.10	mg/L		01/11/22 11:24	01/11/22 21:31	1
Cadmium	**0.00094**	**J**	0.0020	0.00050	mg/L		01/11/22 11:24	01/11/22 21:31	1
Chromium	0.020	U	0.020	0.010	mg/L		01/11/22 11:24	01/11/22 21:31	1
Lead	**0.0044**	**J**	0.020	0.0030	mg/L		01/11/22 11:24	01/11/22 21:31	1
Selenium	0.025	U	0.025	0.0087	mg/L		01/11/22 11:24	01/11/22 21:31	1
Silver	0.0060	U	0.0060	0.0017	mg/L		01/11/22 11:24	01/11/22 21:31	1

Method: 7470A - TCLP Mercury - TCLP

Analyte	Result	Qualifier	RL	MDL	Unit	D	Prepared	Analyzed	Dil Fac
Mercury	0.00020	U	0.00020	0.000043	mg/L		01/11/22 12:54	01/11/22 16:18	1

General Chemistry

Analyte	Result	Qualifier	RL	MDL	Unit	D	Prepared	Analyzed	Dil Fac
Cyanide, Reactive	10	U	10	10	mg/Kg		01/07/22 08:30	01/07/22 16:42	1
Sulfide, Reactive	10	U	10	10	mg/Kg		01/07/22 08:30	01/07/22 14:00	1

Analyte	Result	Qualifier	RL	RL	Unit	D	Prepared	Analyzed	Dil Fac
Flashpoint	**>180**		50.0	50.0	Degrees F			01/06/22 15:56	1
pH	**8.5**	**HF**	0.1	0.1	SU			01/07/22 14:05	1
Temperature	**21.6**	**HF**	0.001	0.001	Degrees C			01/07/22 14:05	1

Client Sample ID: PF29

Lab Sample ID: 480-193838-29

Date Collected: 12/28/21 11:54
Matrix: Solid
Date Received: 12/29/21 11:25
Percent Solids: 82.2

Method: 8015D - Gasoline Range Organics (GRO) (GC)

Analyte	Result	Qualifier	RL	MDL	Unit	D	Prepared	Analyzed	Dil Fac
Gasoline Range Organics [C6 - C10]	**1.3**	**J**	1.5	0.40	mg/Kg	☼	01/06/22 07:10	01/06/22 18:13	1

Surrogate	*%Recovery*	*Qualifier*	*Limits*	*Prepared*	*Analyzed*	*Dil Fac*
a,a,a-Trifluorotoluene	*98*		*46 - 156*	*01/06/22 07:10*	*01/06/22 18:13*	*1*

Method: 8015D - Diesel Range Organics (DRO) (GC)

Analyte	Result	Qualifier	RL	MDL	Unit	D	Prepared	Analyzed	Dil Fac
Diesel Range Organics [C10-C28]	20	U	20	6.0	mg/Kg	☼	01/04/22 08:14	01/06/22 00:18	1

Surrogate	*%Recovery*	*Qualifier*	*Limits*	*Prepared*	*Analyzed*	*Dil Fac*
o-Terphenyl	*63*		*48 - 125*	*01/04/22 08:14*	*01/06/22 00:18*	*1*

Method: 8082A - Polychlorinated Biphenyls (PCBs) by Gas Chromatography

Analyte	Result	Qualifier	RL	MDL	Unit	D	Prepared	Analyzed	Dil Fac
PCB-1016	0.28	U	0.28	0.054	mg/Kg	☼	01/03/22 08:48	01/04/22 20:23	1
PCB-1221	0.28	U	0.28	0.054	mg/Kg	☼	01/03/22 08:48	01/04/22 20:23	1
PCB-1232	0.28	U	0.28	0.054	mg/Kg	☼	01/03/22 08:48	01/04/22 20:23	1
PCB-1242	0.28	U	0.28	0.054	mg/Kg	☼	01/03/22 08:48	01/04/22 20:23	1
PCB-1248	0.28	U	0.28	0.054	mg/Kg	☼	01/03/22 08:48	01/04/22 20:23	1
PCB-1254	0.28	U	0.28	0.13	mg/Kg	☼	01/03/22 08:48	01/04/22 20:23	1
PCB-1260	**0.19**	**J**	0.28	0.13	mg/Kg	☼	01/03/22 08:48	01/04/22 20:23	1
PCB-1262	0.28	U	0.28	0.13	mg/Kg	☼	01/03/22 08:48	01/04/22 20:23	1
PCB-1268	0.28	U	0.28	0.13	mg/Kg	☼	01/03/22 08:48	01/04/22 20:23	1

Surrogate	*%Recovery*	*Qualifier*	*Limits*	*Prepared*	*Analyzed*	*Dil Fac*
DCB Decachlorobiphenyl	*141*		*65 - 174*	*01/03/22 08:48*	*01/04/22 20:23*	*1*
Tetrachloro-m-xylene	*130*		*60 - 154*	*01/03/22 08:48*	*01/04/22 20:23*	*1*

Client Sample ID: PF30

Lab Sample ID: 480-193838-30

Date Collected: 12/28/21 12:00
Matrix: Solid
Date Received: 12/29/21 11:25

Method: 8260C - TCLP Volatiles - TCLP

Analyte	Result	Qualifier	RL	MDL	Unit	D	Prepared	Analyzed	Dil Fac
1,1-Dichloroethene	0.010	U	0.010	0.0029	mg/L			01/11/22 18:07	10
1,2-Dichloroethane	0.010	U	0.010	0.0021	mg/L			01/11/22 18:07	10
2-Butanone (MEK)	0.050	U	0.050	0.013	mg/L			01/11/22 18:07	10
Benzene	0.010	U	0.010	0.0041	mg/L			01/11/22 18:07	10
Carbon tetrachloride	0.010	U	0.010	0.0027	mg/L			01/11/22 18:07	10
Chlorobenzene	0.010	U	0.010	0.0075	mg/L			01/11/22 18:07	10
Chloroform	0.010	U	0.010	0.0034	mg/L			01/11/22 18:07	10
Tetrachloroethene	0.010	U	0.010	0.0036	mg/L			01/11/22 18:07	10
Trichloroethene	0.010	U	0.010	0.0046	mg/L			01/11/22 18:07	10
Vinyl chloride	0.010	U	0.010	0.0090	mg/L			01/11/22 18:07	10

Surrogate	*%Recovery*	*Qualifier*	*Limits*	*Prepared*	*Analyzed*	*Dil Fac*
1,2-Dichloroethane-d4 (Surr)	*107*		*77 - 120*		*01/11/22 18:07*	*10*
4-Bromofluorobenzene (Surr)	*101*		*73 - 120*		*01/11/22 18:07*	*10*
Dibromofluoromethane (Surr)	*106*		*75 - 123*		*01/11/22 18:07*	*10*
Toluene-d8 (Surr)	*99*		*80 - 120*		*01/11/22 18:07*	*10*

Client Sample Results

Client: Brydges Engineering in Environment & Energy DPC
Project/Site: Pilgrim Village Family

Job ID: 480-193838-1

Client Sample ID: PF30

Date Collected: 12/28/21 12:00
Date Received: 12/29/21 11:25

Lab Sample ID: 480-193838-30

Matrix: Solid

Method: 8270D - Semivolatile Organic Compounds (GC/MS) - TCLP

Analyte	Result	Qualifier	RL	MDL	Unit	D	Prepared	Analyzed	Dil Fac
1,4-Dichlorobenzene	0.040	U	0.040	0.0018	mg/L		01/12/22 09:09	01/12/22 21:13	1
2,4,5-Trichlorophenol	0.020	U	0.020	0.0019	mg/L		01/12/22 09:09	01/12/22 21:13	1
2,4,6-Trichlorophenol	0.020	U	0.020	0.0024	mg/L		01/12/22 09:09	01/12/22 21:13	1
2,4-Dinitrotoluene	0.020	U	0.020	0.0017	mg/L		01/12/22 09:09	01/12/22 21:13	1
2-Methylphenol	0.020	U	0.020	0.0016	mg/L		01/12/22 09:09	01/12/22 21:13	1
3-Methylphenol	0.040	U	0.040	0.0016	mg/L		01/12/22 09:09	01/12/22 21:13	1
4-Methylphenol	0.040	U	0.040	0.0014	mg/L		01/12/22 09:09	01/12/22 21:13	1
Hexachlorobenzene	0.020	U	0.020	0.0020	mg/L		01/12/22 09:09	01/12/22 21:13	1
Hexachlorobutadiene	0.020	U	0.020	0.0027	mg/L		01/12/22 09:09	01/12/22 21:13	1
Hexachloroethane	0.020	U	0.020	0.0023	mg/L		01/12/22 09:09	01/12/22 21:13	1
Nitrobenzene	0.020	U	0.020	0.0011	mg/L		01/12/22 09:09	01/12/22 21:13	1
Pentachlorophenol	0.040	U	0.040	0.0088	mg/L		01/12/22 09:09	01/12/22 21:13	1
Pyridine	0.10	U	0.10	0.0016	mg/L		01/12/22 09:09	01/12/22 21:13	1

Surrogate	*%Recovery*	*Qualifier*	*Limits*	*Prepared*	*Analyzed*	*Dil Fac*
2,4,6-Tribromophenol (Surr)	*94*		*41 - 120*	*01/12/22 09:09*	*01/12/22 21:13*	*1*
2-Fluorobiphenyl (Surr)	*93*		*48 - 120*	*01/12/22 09:09*	*01/12/22 21:13*	*1*
2-Fluorophenol (Surr)	*51*		*35 - 120*	*01/12/22 09:09*	*01/12/22 21:13*	*1*
Nitrobenzene-d5 (Surr)	*94*		*46 - 120*	*01/12/22 09:09*	*01/12/22 21:13*	*1*
Phenol-d5 (Surr)	*35*		*22 - 120*	*01/12/22 09:09*	*01/12/22 21:13*	*1*
p-Terphenyl-d14 (Surr)	*92*		*60 - 148*	*01/12/22 09:09*	*01/12/22 21:13*	*1*

Method: 8081B - Organochlorine Pesticides (GC) - TCLP

Analyte	Result	Qualifier	RL	MDL	Unit	D	Prepared	Analyzed	Dil Fac
gamma-BHC (Lindane)	0.00020	U	0.00020	0.0000060	mg/L		01/11/22 15:23	01/12/22 12:44	1
Chlordane (technical)	0.0020	U	0.0020	0.000029	mg/L		01/11/22 15:23	01/12/22 12:44	1
Endrin	0.00020	U	0.00020	0.000014	mg/L		01/11/22 15:23	01/12/22 12:44	1
Heptachlor	0.00020	U	0.00020	0.0000085	mg/L		01/11/22 15:23	01/12/22 12:44	1
Heptachlor epoxide	0.00020	U *+	0.00020	0.0000053	mg/L		01/11/22 15:23	01/12/22 12:44	1
Methoxychlor	0.00020	U	0.00020	0.000014	mg/L		01/11/22 15:23	01/12/22 12:44	1
Toxaphene	0.0020	U	0.0020	0.00012	mg/L		01/11/22 15:23	01/12/22 12:44	1

Surrogate	*%Recovery*	*Qualifier*	*Limits*	*Prepared*	*Analyzed*	*Dil Fac*
DCB Decachlorobiphenyl	*99*		*20 - 120*	*01/11/22 15:23*	*01/12/22 12:44*	*1*
Tetrachloro-m-xylene	*110*		*44 - 120*	*01/11/22 15:23*	*01/12/22 12:44*	*1*

Method: 8151 - TCLP Herbicides - TCLP

Analyte	Result	Qualifier	RL	MDL	Unit	D	Prepared	Analyzed	Dil Fac
2,4-D	0.0020	U	0.0020	0.00040	mg/L		01/11/22 11:21	01/12/22 20:00	1
Silvex (2,4,5-TP)	0.0020	U	0.0020	0.00036	mg/L		01/11/22 11:21	01/12/22 20:00	1

Surrogate	*%Recovery*	*Qualifier*	*Limits*	*Prepared*	*Analyzed*	*Dil Fac*
2,4-Dichlorophenylacetic acid	*16*	*S1-*	*48 - 132*	*01/11/22 11:21*	*01/12/22 20:00*	*1*

Method: 6010C - Metals (ICP) - TCLP

Analyte	Result	Qualifier	RL	MDL	Unit	D	Prepared	Analyzed	Dil Fac
Arsenic	0.015	U	0.015	0.0056	mg/L		01/11/22 11:24	01/11/22 21:35	1
Barium	**0.59**	**J**	1.0	0.10	mg/L		01/11/22 11:24	01/11/22 21:35	1
Cadmium	**0.0024**		0.0020	0.00050	mg/L		01/11/22 11:24	01/11/22 21:35	1
Chromium	0.020	U	0.020	0.010	mg/L		01/11/22 11:24	01/11/22 21:35	1
Lead	**0.013**	**J**	0.020	0.0030	mg/L		01/11/22 11:24	01/11/22 21:35	1

Client Sample ID: PF30

Lab Sample ID: 480-193838-30

Date Collected: 12/28/21 12:00
Matrix: Solid
Date Received: 12/29/21 11:25

Method: 6010C - Metals (ICP) - TCLP (Continued)

Analyte	Result	Qualifier	RL	MDL	Unit	D	Prepared	Analyzed	Dil Fac
Selenium	0.025	U	0.025	0.0087	mg/L		01/11/22 11:24	01/11/22 21:35	1
Silver	0.0060	U	0.0060	0.0017	mg/L		01/11/22 11:24	01/11/22 21:35	1

Method: 7470A - TCLP Mercury - TCLP

Analyte	Result	Qualifier	RL	MDL	Unit	D	Prepared	Analyzed	Dil Fac
Mercury	0.00020	U	0.00020	0.000043	mg/L		01/11/22 12:54	01/11/22 16:19	1

General Chemistry

Analyte	Result	Qualifier	RL	MDL	Unit	D	Prepared	Analyzed	Dil Fac
Cyanide, Reactive	10	U	10	10	mg/Kg		01/10/22 09:00	01/11/22 11:52	1
Sulfide, Reactive	10	U	10	10	mg/Kg		01/10/22 09:00	01/10/22 15:18	1

Analyte	Result	Qualifier	RL	RL	Unit	D	Prepared	Analyzed	Dil Fac
Flashpoint	**>175**		50.0	50.0	Degrees F			01/06/22 16:07	1
pH	**8.4**	**HF**	0.1	0.1	SU			01/07/22 14:05	1
Temperature	**21.3**	**HF**	0.001	0.001	Degrees C			01/07/22 14:05	1

Client Sample ID: PF30

Lab Sample ID: 480-193838-30

Date Collected: 12/28/21 12:00
Matrix: Solid
Date Received: 12/29/21 11:25
Percent Solids: 84.2

Method: 8015D - Gasoline Range Organics (GRO) (GC)

Analyte	Result	Qualifier	RL	MDL	Unit	D	Prepared	Analyzed	Dil Fac
Gasoline Range Organics [C6 - C10]	**1.1**	**J**	1.4	0.36	mg/Kg	☼	01/06/22 07:10	01/06/22 18:49	1

Surrogate	*%Recovery*	*Qualifier*	*Limits*	*Prepared*	*Analyzed*	*Dil Fac*
a,a,a-Trifluorotoluene	*95*		*46 - 156*	*01/06/22 07:10*	*01/06/22 18:49*	*1*

Method: 8015D - Diesel Range Organics (DRO) (GC)

Analyte	Result	Qualifier	RL	MDL	Unit	D	Prepared	Analyzed	Dil Fac
Diesel Range Organics [C10-C28]	**14**	**J**	19	5.8	mg/Kg	☼	01/04/22 08:14	01/06/22 00:54	1

Surrogate	*%Recovery*	*Qualifier*	*Limits*	*Prepared*	*Analyzed*	*Dil Fac*
o-Terphenyl	*88*		*48 - 125*	*01/04/22 08:14*	*01/06/22 00:54*	*1*

Method: 8082A - Polychlorinated Biphenyls (PCBs) by Gas Chromatography

Analyte	Result	Qualifier	RL	MDL	Unit	D	Prepared	Analyzed	Dil Fac
PCB-1016	0.29	U	0.29	0.056	mg/Kg	☼	01/03/22 08:48	01/04/22 20:36	1
PCB-1221	0.29	U	0.29	0.056	mg/Kg	☼	01/03/22 08:48	01/04/22 20:36	1
PCB-1232	0.29	U	0.29	0.056	mg/Kg	☼	01/03/22 08:48	01/04/22 20:36	1
PCB-1242	0.29	U	0.29	0.056	mg/Kg	☼	01/03/22 08:48	01/04/22 20:36	1
PCB-1248	0.29	U	0.29	0.056	mg/Kg	☼	01/03/22 08:48	01/04/22 20:36	1
PCB-1254	0.29	U	0.29	0.13	mg/Kg	☼	01/03/22 08:48	01/04/22 20:36	1
PCB-1260	0.29	U	0.29	0.13	mg/Kg	☼	01/03/22 08:48	01/04/22 20:36	1
PCB-1262	0.29	U	0.29	0.13	mg/Kg	☼	01/03/22 08:48	01/04/22 20:36	1
PCB-1268	0.29	U	0.29	0.13	mg/Kg	☼	01/03/22 08:48	01/04/22 20:36	1

Surrogate	*%Recovery*	*Qualifier*	*Limits*	*Prepared*	*Analyzed*	*Dil Fac*
DCB Decachlorobiphenyl	*140*		*65 - 174*	*01/03/22 08:48*	*01/04/22 20:36*	*1*
Tetrachloro-m-xylene	*129*		*60 - 154*	*01/03/22 08:48*	*01/04/22 20:36*	*1*

Client Sample Results

Client: Brydges Engineering in Environment & Energy DPC
Project/Site: Pilgrim Village Family

Job ID: 480-193838-1

Client Sample ID: PF31

Date Collected: 12/28/21 12:36
Date Received: 12/29/21 11:25

Lab Sample ID: 480-193838-31

Matrix: Solid

Method: 8260C - TCLP Volatiles - TCLP

Analyte	Result	Qualifier	RL	MDL	Unit	D	Prepared	Analyzed	Dil Fac
1,1-Dichloroethene	0.010	U	0.010	0.0029	mg/L			01/11/22 18:30	10
1,2-Dichloroethane	0.010	U	0.010	0.0021	mg/L			01/11/22 18:30	10
2-Butanone (MEK)	0.050	U	0.050	0.013	mg/L			01/11/22 18:30	10
Benzene	0.010	U	0.010	0.0041	mg/L			01/11/22 18:30	10
Carbon tetrachloride	0.010	U	0.010	0.0027	mg/L			01/11/22 18:30	10
Chlorobenzene	0.010	U	0.010	0.0075	mg/L			01/11/22 18:30	10
Chloroform	0.010	U	0.010	0.0034	mg/L			01/11/22 18:30	10
Tetrachloroethene	0.010	U	0.010	0.0036	mg/L			01/11/22 18:30	10
Trichloroethene	0.010	U	0.010	0.0046	mg/L			01/11/22 18:30	10
Vinyl chloride	0.010	U	0.010	0.0090	mg/L			01/11/22 18:30	10

Surrogate	*%Recovery*	*Qualifier*	*Limits*	*Prepared*	*Analyzed*	*Dil Fac*
1,2-Dichloroethane-d4 (Surr)	*104*		*77 - 120*		*01/11/22 18:30*	*10*
4-Bromofluorobenzene (Surr)	*99*		*73 - 120*		*01/11/22 18:30*	*10*
Dibromofluoromethane (Surr)	*107*		*75 - 123*		*01/11/22 18:30*	*10*
Toluene-d8 (Surr)	*97*		*80 - 120*		*01/11/22 18:30*	*10*

Method: 8270D - Semivolatile Organic Compounds (GC/MS) - TCLP

Analyte	Result	Qualifier	RL	MDL	Unit	D	Prepared	Analyzed	Dil Fac
1,4-Dichlorobenzene	0.040	U	0.040	0.0018	mg/L		01/12/22 09:09	01/12/22 21:37	1
2,4,5-Trichlorophenol	0.020	U	0.020	0.0019	mg/L		01/12/22 09:09	01/12/22 21:37	1
2,4,6-Trichlorophenol	0.020	U	0.020	0.0024	mg/L		01/12/22 09:09	01/12/22 21:37	1
2,4-Dinitrotoluene	0.020	U	0.020	0.0017	mg/L		01/12/22 09:09	01/12/22 21:37	1
2-Methylphenol	0.020	U	0.020	0.0016	mg/L		01/12/22 09:09	01/12/22 21:37	1
3-Methylphenol	0.040	U	0.040	0.0016	mg/L		01/12/22 09:09	01/12/22 21:37	1
4-Methylphenol	0.040	U	0.040	0.0014	mg/L		01/12/22 09:09	01/12/22 21:37	1
Hexachlorobenzene	0.020	U	0.020	0.0020	mg/L		01/12/22 09:09	01/12/22 21:37	1
Hexachlorobutadiene	0.020	U	0.020	0.0027	mg/L		01/12/22 09:09	01/12/22 21:37	1
Hexachloroethane	0.020	U	0.020	0.0023	mg/L		01/12/22 09:09	01/12/22 21:37	1
Nitrobenzene	0.020	U	0.020	0.0011	mg/L		01/12/22 09:09	01/12/22 21:37	1
Pentachlorophenol	0.040	U	0.040	0.0088	mg/L		01/12/22 09:09	01/12/22 21:37	1
Pyridine	0.10	U	0.10	0.0016	mg/L		01/12/22 09:09	01/12/22 21:37	1

Surrogate	*%Recovery*	*Qualifier*	*Limits*	*Prepared*	*Analyzed*	*Dil Fac*
2,4,6-Tribromophenol (Surr)	*89*		*41 - 120*	*01/12/22 09:09*	*01/12/22 21:37*	*1*
2-Fluorobiphenyl (Surr)	*97*		*48 - 120*	*01/12/22 09:09*	*01/12/22 21:37*	*1*
2-Fluorophenol (Surr)	*51*		*35 - 120*	*01/12/22 09:09*	*01/12/22 21:37*	*1*
Nitrobenzene-d5 (Surr)	*94*		*46 - 120*	*01/12/22 09:09*	*01/12/22 21:37*	*1*
Phenol-d5 (Surr)	*37*		*22 - 120*	*01/12/22 09:09*	*01/12/22 21:37*	*1*
p-Terphenyl-d14 (Surr)	*98*		*60 - 148*	*01/12/22 09:09*	*01/12/22 21:37*	*1*

Method: 8081B - Organochlorine Pesticides (GC) - TCLP

Analyte	Result	Qualifier	RL	MDL	Unit	D	Prepared	Analyzed	Dil Fac
gamma-BHC (Lindane)	0.00020	U	0.00020	0.0000060	mg/L		01/11/22 15:23	01/12/22 13:04	1
Chlordane (technical)	0.0020	U	0.0020	0.000029	mg/L		01/11/22 15:23	01/12/22 13:04	1
Endrin	0.00020	U	0.00020	0.000014	mg/L		01/11/22 15:23	01/12/22 13:04	1
Heptachlor	0.00020	U	0.00020	0.0000085	mg/L		01/11/22 15:23	01/12/22 13:04	1
Heptachlor epoxide	0.00020	U *+	0.00020	0.0000053	mg/L		01/11/22 15:23	01/12/22 13:04	1
Methoxychlor	0.00020	U	0.00020	0.000014	mg/L		01/11/22 15:23	01/12/22 13:04	1
Toxaphene	0.0020	U	0.0020	0.00012	mg/L		01/11/22 15:23	01/12/22 13:04	1

Client Sample ID: PF31
Date Collected: 12/28/21 12:36
Date Received: 12/29/21 11:25

Lab Sample ID: 480-193838-31
Matrix: Solid

Surrogate	%Recovery	Qualifier	Limits	Prepared	Analyzed	Dil Fac
DCB Decachlorobiphenyl	104		20 - 120	01/11/22 15:23	01/12/22 13:04	1
Tetrachloro-m-xylene	134	S1+	44 - 120	01/11/22 15:23	01/12/22 13:04	1

Method: 8151 - TCLP Herbicides - TCLP

Analyte	Result	Qualifier	RL	MDL	Unit	D	Prepared	Analyzed	Dil Fac
2,4-D	0.0020	U	0.0020	0.00040	mg/L		01/11/22 11:21	01/12/22 20:30	1
Silvex (2,4,5-TP)	0.0020	U	0.0020	0.00036	mg/L		01/11/22 11:21	01/12/22 20:30	1

Surrogate	%Recovery	Qualifier	Limits	Prepared	Analyzed	Dil Fac
2,4-Dichlorophenylacetic acid	6	S1-	48 - 132	01/11/22 11:21	01/12/22 20:30	1

Method: 6010C - Metals (ICP) - TCLP

Analyte	Result	Qualifier	RL	MDL	Unit	D	Prepared	Analyzed	Dil Fac
Arsenic	0.015	U	0.015	0.0056	mg/L		01/11/22 11:24	01/11/22 21:39	1
Barium	**0.92**	**J**	1.0	0.10	mg/L		01/11/22 11:24	01/11/22 21:39	1
Cadmium	**0.0028**		0.0020	0.00050	mg/L		01/11/22 11:24	01/11/22 21:39	1
Chromium	0.020	U	0.020	0.010	mg/L		01/11/22 11:24	01/11/22 21:39	1
Lead	**0.052**		0.020	0.0030	mg/L		01/11/22 11:24	01/11/22 21:39	1
Selenium	0.025	U	0.025	0.0087	mg/L		01/11/22 11:24	01/11/22 21:39	1
Silver	0.0060	U	0.0060	0.0017	mg/L		01/11/22 11:24	01/11/22 21:39	1

Method: 7470A - TCLP Mercury - TCLP

Analyte	Result	Qualifier	RL	MDL	Unit	D	Prepared	Analyzed	Dil Fac
Mercury	0.00020	U	0.00020	0.000043	mg/L		01/11/22 12:54	01/11/22 16:20	1

General Chemistry

Analyte	Result	Qualifier	RL	MDL	Unit	D	Prepared	Analyzed	Dil Fac
Cyanide, Reactive	10	U	10	10	mg/Kg		01/10/22 09:00	01/11/22 11:54	1
Sulfide, Reactive	10	U	10	10	mg/Kg		01/10/22 09:00	01/10/22 15:18	1

Analyte	Result	Qualifier	RL	RL	Unit	D	Prepared	Analyzed	Dil Fac
Flashpoint	**>175**		50.0	50.0	Degrees F			01/06/22 16:07	1
pH	**8.7**	**HF**	0.1	0.1	SU			01/07/22 14:05	1
Temperature	**21.2**	**HF**	0.001	0.001	Degrees C			01/07/22 14:05	1

Client Sample ID: PF31
Date Collected: 12/28/21 12:36
Date Received: 12/29/21 11:25

Lab Sample ID: 480-193838-31
Matrix: Solid
Percent Solids: 89.1

Method: 8015D - Gasoline Range Organics (GRO) (GC)

Analyte	Result	Qualifier	RL	MDL	Unit	D	Prepared	Analyzed	Dil Fac
Gasoline Range Organics [C6 - C10]	1.3	U	1.3	0.35	mg/Kg	☼	01/06/22 07:10	01/06/22 20:01	1

Surrogate	%Recovery	Qualifier	Limits	Prepared	Analyzed	Dil Fac
a,a,a-Trifluorotoluene	92		46 - 156	01/06/22 07:10	01/06/22 20:01	1

Method: 8015D - Diesel Range Organics (DRO) (GC)

Analyte	Result	Qualifier	RL	MDL	Unit	D	Prepared	Analyzed	Dil Fac
Diesel Range Organics [C10-C28]	**12**	**J**	18	5.5	mg/Kg	☼	01/04/22 08:14	01/06/22 02:05	1

Surrogate	%Recovery	Qualifier	Limits	Prepared	Analyzed	Dil Fac
o-Terphenyl	81		48 - 125	01/04/22 08:14	01/06/22 02:05	1

Client Sample ID: PF31

Date Collected: 12/28/21 12:36
Date Received: 12/29/21 11:25

Lab Sample ID: 480-193838-31
Matrix: Solid
Percent Solids: 89.1

Method: 8082A - Polychlorinated Biphenyls (PCBs) by Gas Chromatography

Analyte	Result	Qualifier	RL	MDL	Unit	D	Prepared	Analyzed	Dil Fac
PCB-1016	0.24	U	0.24	0.047	mg/Kg	☼	01/03/22 08:48	01/04/22 20:48	1
PCB-1221	0.24	U	0.24	0.047	mg/Kg	☼	01/03/22 08:48	01/04/22 20:48	1
PCB-1232	0.24	U	0.24	0.047	mg/Kg	☼	01/03/22 08:48	01/04/22 20:48	1
PCB-1242	0.24	U	0.24	0.047	mg/Kg	☼	01/03/22 08:48	01/04/22 20:48	1
PCB-1248	0.24	U	0.24	0.047	mg/Kg	☼	01/03/22 08:48	01/04/22 20:48	1
PCB-1254	0.24	U	0.24	0.11	mg/Kg	☼	01/03/22 08:48	01/04/22 20:48	1
PCB-1260	0.24	U	0.24	0.11	mg/Kg	☼	01/03/22 08:48	01/04/22 20:48	1
PCB-1262	0.24	U	0.24	0.11	mg/Kg	☼	01/03/22 08:48	01/04/22 20:48	1
PCB-1268	0.24	U	0.24	0.11	mg/Kg	☼	01/03/22 08:48	01/04/22 20:48	1

Surrogate	*%Recovery*	*Qualifier*	*Limits*	*Prepared*	*Analyzed*	*Dil Fac*
DCB Decachlorobiphenyl	*145*		*65 - 174*	*01/03/22 08:48*	*01/04/22 20:48*	*1*
Tetrachloro-m-xylene	*137*		*60 - 154*	*01/03/22 08:48*	*01/04/22 20:48*	*1*

Client Sample ID: PF32

Date Collected: 12/28/21 12:42
Date Received: 12/29/21 11:25

Lab Sample ID: 480-193838-32
Matrix: Solid

Method: 8260C - TCLP Volatiles - TCLP

Analyte	Result	Qualifier	RL	MDL	Unit	D	Prepared	Analyzed	Dil Fac
1,1-Dichloroethene	0.010	U	0.010	0.0029	mg/L			01/11/22 18:53	10
1,2-Dichloroethane	0.010	U	0.010	0.0021	mg/L			01/11/22 18:53	10
2-Butanone (MEK)	0.050	U	0.050	0.013	mg/L			01/11/22 18:53	10
Benzene	0.010	U	0.010	0.0041	mg/L			01/11/22 18:53	10
Carbon tetrachloride	0.010	U	0.010	0.0027	mg/L			01/11/22 18:53	10
Chlorobenzene	0.010	U	0.010	0.0075	mg/L			01/11/22 18:53	10
Chloroform	0.010	U	0.010	0.0034	mg/L			01/11/22 18:53	10
Tetrachloroethene	0.010	U	0.010	0.0036	mg/L			01/11/22 18:53	10
Trichloroethene	0.010	U	0.010	0.0046	mg/L			01/11/22 18:53	10
Vinyl chloride	0.010	U	0.010	0.0090	mg/L			01/11/22 18:53	10

Surrogate	*%Recovery*	*Qualifier*	*Limits*	*Prepared*	*Analyzed*	*Dil Fac*
1,2-Dichloroethane-d4 (Surr)	*105*		*77 - 120*		*01/11/22 18:53*	*10*
4-Bromofluorobenzene (Surr)	*103*		*73 - 120*		*01/11/22 18:53*	*10*
Dibromofluoromethane (Surr)	*103*		*75 - 123*		*01/11/22 18:53*	*10*
Toluene-d8 (Surr)	*100*		*80 - 120*		*01/11/22 18:53*	*10*

Method: 8270D - Semivolatile Organic Compounds (GC/MS) - TCLP

Analyte	Result	Qualifier	RL	MDL	Unit	D	Prepared	Analyzed	Dil Fac
1,4-Dichlorobenzene	0.040	U	0.040	0.0018	mg/L		01/12/22 09:09	01/12/22 22:01	1
2,4,5-Trichlorophenol	0.020	U	0.020	0.0019	mg/L		01/12/22 09:09	01/12/22 22:01	1
2,4,6-Trichlorophenol	0.020	U	0.020	0.0024	mg/L		01/12/22 09:09	01/12/22 22:01	1
2,4-Dinitrotoluene	0.020	U	0.020	0.0017	mg/L		01/12/22 09:09	01/12/22 22:01	1
2-Methylphenol	0.020	U	0.020	0.0016	mg/L		01/12/22 09:09	01/12/22 22:01	1
3-Methylphenol	0.040	U	0.040	0.0016	mg/L		01/12/22 09:09	01/12/22 22:01	1
4-Methylphenol	0.040	U	0.040	0.0014	mg/L		01/12/22 09:09	01/12/22 22:01	1
Hexachlorobenzene	0.020	U	0.020	0.0020	mg/L		01/12/22 09:09	01/12/22 22:01	1
Hexachlorobutadiene	0.020	U	0.020	0.0027	mg/L		01/12/22 09:09	01/12/22 22:01	1
Hexachloroethane	0.020	U	0.020	0.0023	mg/L		01/12/22 09:09	01/12/22 22:01	1
Nitrobenzene	0.020	U	0.020	0.0011	mg/L		01/12/22 09:09	01/12/22 22:01	1
Pentachlorophenol	0.040	U	0.040	0.0088	mg/L		01/12/22 09:09	01/12/22 22:01	1

Client Sample ID: PF32

Date Collected: 12/28/21 12:42
Date Received: 12/29/21 11:25

Lab Sample ID: 480-193838-32

Matrix: Solid

Method: 8270D - Semivolatile Organic Compounds (GC/MS) - TCLP (Continued)

Analyte	Result	Qualifier	RL	MDL	Unit	D	Prepared	Analyzed	Dil Fac
Pyridine	0.10	U	0.10	0.0016	mg/L		01/12/22 09:09	01/12/22 22:01	1

Surrogate	*%Recovery*	*Qualifier*	*Limits*	*Prepared*	*Analyzed*	*Dil Fac*
2,4,6-Tribromophenol (Surr)	*98*		*41 - 120*	*01/12/22 09:09*	*01/12/22 22:01*	*1*
2-Fluorobiphenyl (Surr)	*104*		*48 - 120*	*01/12/22 09:09*	*01/12/22 22:01*	*1*
2-Fluorophenol (Surr)	*55*		*35 - 120*	*01/12/22 09:09*	*01/12/22 22:01*	*1*
Nitrobenzene-d5 (Surr)	*98*		*46 - 120*	*01/12/22 09:09*	*01/12/22 22:01*	*1*
Phenol-d5 (Surr)	*37*		*22 - 120*	*01/12/22 09:09*	*01/12/22 22:01*	*1*
p-Terphenyl-d14 (Surr)	*106*		*60 - 148*	*01/12/22 09:09*	*01/12/22 22:01*	*1*

Method: 8081B - Organochlorine Pesticides (GC) - TCLP

Analyte	Result	Qualifier	RL	MDL	Unit	D	Prepared	Analyzed	Dil Fac
gamma-BHC (Lindane)	0.00020	U	0.00020	0.0000060	mg/L		01/11/22 15:23	01/12/22 13:23	1
Chlordane (technical)	0.0020	U	0.0020	0.000029	mg/L		01/11/22 15:23	01/12/22 13:23	1
Endrin	0.00020	U	0.00020	0.000014	mg/L		01/11/22 15:23	01/12/22 13:23	1
Heptachlor	0.00020	U	0.00020	0.0000085	mg/L		01/11/22 15:23	01/12/22 13:23	1
Heptachlor epoxide	0.00020	U *+	0.00020	0.0000053	mg/L		01/11/22 15:23	01/12/22 13:23	1
Methoxychlor	0.00020	U	0.00020	0.000014	mg/L		01/11/22 15:23	01/12/22 13:23	1
Toxaphene	0.0020	U	0.0020	0.00012	mg/L		01/11/22 15:23	01/12/22 13:23	1

Surrogate	*%Recovery*	*Qualifier*	*Limits*	*Prepared*	*Analyzed*	*Dil Fac*
DCB Decachlorobiphenyl	*115*		*20 - 120*	*01/11/22 15:23*	*01/12/22 13:23*	*1*
Tetrachloro-m-xylene	*170*	*S1+*	*44 - 120*	*01/11/22 15:23*	*01/12/22 13:23*	*1*

Method: 8151 - TCLP Herbicides - TCLP

Analyte	Result	Qualifier	RL	MDL	Unit	D	Prepared	Analyzed	Dil Fac
2,4-D	0.0020	U	0.0020	0.00040	mg/L		01/11/22 11:21	01/12/22 21:00	1
Silvex (2,4,5-TP)	0.0020	U	0.0020	0.00036	mg/L		01/11/22 11:21	01/12/22 21:00	1

Surrogate	*%Recovery*	*Qualifier*	*Limits*	*Prepared*	*Analyzed*	*Dil Fac*
2,4-Dichlorophenylacetic acid	*11*	*S1-*	*48 - 132*	*01/11/22 11:21*	*01/12/22 21:00*	*1*

Method: 6010C - Metals (ICP) - TCLP

Analyte	Result	Qualifier	RL	MDL	Unit	D	Prepared	Analyzed	Dil Fac
Arsenic	0.015	U	0.015	0.0056	mg/L		01/11/22 11:24	01/11/22 21:43	1
Barium	**0.65**	**J**	1.0	0.10	mg/L		01/11/22 11:24	01/11/22 21:43	1
Cadmium	**0.0018**	**J**	0.0020	0.00050	mg/L		01/11/22 11:24	01/11/22 21:43	1
Chromium	0.020	U	0.020	0.010	mg/L		01/11/22 11:24	01/11/22 21:43	1
Lead	**0.015**	**J**	0.020	0.0030	mg/L		01/11/22 11:24	01/11/22 21:43	1
Selenium	0.025	U	0.025	0.0087	mg/L		01/11/22 11:24	01/11/22 21:43	1
Silver	0.0060	U	0.0060	0.0017	mg/L		01/11/22 11:24	01/11/22 21:43	1

Method: 7470A - TCLP Mercury - TCLP

Analyte	Result	Qualifier	RL	MDL	Unit	D	Prepared	Analyzed	Dil Fac
Mercury	0.00020	U	0.00020	0.000043	mg/L		01/11/22 12:54	01/11/22 16:22	1

General Chemistry

Analyte	Result	Qualifier	RL	MDL	Unit	D	Prepared	Analyzed	Dil Fac
Cyanide, Reactive	10	U	10	10	mg/Kg		01/10/22 09:00	01/11/22 11:55	1
Sulfide, Reactive	10	U	10	10	mg/Kg		01/10/22 09:00	01/10/22 15:18	1

Client Sample ID: PF32
Lab Sample ID: 480-193838-32

Date Collected: 12/28/21 12:42
Matrix: Solid
Date Received: 12/29/21 11:25

Analyte	Result	Qualifier	RL	RL	Unit	D	Prepared	Analyzed	Dil Fac
Flashpoint	>180		50.0	50.0	Degrees F			01/06/22 15:56	1
pH	8.5	HF	0.1	0.1	SU			01/07/22 14:05	1
Temperature	21.2	HF	0.001	0.001	Degrees C			01/07/22 14:05	1

Client Sample ID: PF32
Lab Sample ID: 480-193838-32

Date Collected: 12/28/21 12:42
Matrix: Solid
Date Received: 12/29/21 11:25
Percent Solids: 89.5

Method: 8015D - Gasoline Range Organics (GRO) (GC)

Analyte	Result	Qualifier	RL	MDL	Unit	D	Prepared	Analyzed	Dil Fac
Gasoline Range Organics [C6 - C10]	1.1	J	1.3	0.34	mg/Kg	☼	01/06/22 07:10	01/06/22 20:37	1

Surrogate	*%Recovery*	*Qualifier*	*Limits*	*Prepared*	*Analyzed*	*Dil Fac*
a,a,a-Trifluorotoluene	*99*		*46 - 156*	*01/06/22 07:10*	*01/06/22 20:37*	*1*

Method: 8015D - Diesel Range Organics (DRO) (GC)

Analyte	Result	Qualifier	RL	MDL	Unit	D	Prepared	Analyzed	Dil Fac
Diesel Range Organics [C10-C28]	8.7	J	19	5.6	mg/Kg	☼	01/04/22 08:14	01/06/22 02:40	1

Surrogate	*%Recovery*	*Qualifier*	*Limits*	*Prepared*	*Analyzed*	*Dil Fac*
o-Terphenyl	*83*		*48 - 125*	*01/04/22 08:14*	*01/06/22 02:40*	*1*

Method: 8082A - Polychlorinated Biphenyls (PCBs) by Gas Chromatography

Analyte	Result	Qualifier	RL	MDL	Unit	D	Prepared	Analyzed	Dil Fac
PCB-1016	0.22	U	0.22	0.043	mg/Kg	☼	01/04/22 07:12	01/05/22 16:25	1
PCB-1221	0.22	U	0.22	0.043	mg/Kg	☼	01/04/22 07:12	01/05/22 16:25	1
PCB-1232	0.22	U	0.22	0.043	mg/Kg	☼	01/04/22 07:12	01/05/22 16:25	1
PCB-1242	0.22	U	0.22	0.043	mg/Kg	☼	01/04/22 07:12	01/05/22 16:25	1
PCB-1248	0.22	U	0.22	0.043	mg/Kg	☼	01/04/22 07:12	01/05/22 16:25	1
PCB-1254	0.22	U	0.22	0.10	mg/Kg	☼	01/04/22 07:12	01/05/22 16:25	1
PCB-1260	0.22	U	0.22	0.10	mg/Kg	☼	01/04/22 07:12	01/05/22 16:25	1
PCB-1262	0.22	U	0.22	0.10	mg/Kg	☼	01/04/22 07:12	01/05/22 16:25	1
PCB-1268	0.22	U	0.22	0.10	mg/Kg	☼	01/04/22 07:12	01/05/22 16:25	1

Surrogate	*%Recovery*	*Qualifier*	*Limits*	*Prepared*	*Analyzed*	*Dil Fac*
DCB Decachlorobiphenyl	*110*		*65 - 174*	*01/04/22 07:12*	*01/05/22 16:25*	*1*
Tetrachloro-m-xylene	*105*		*60 - 154*	*01/04/22 07:12*	*01/05/22 16:25*	*1*

Client Sample ID: PF33
Lab Sample ID: 480-193838-33

Date Collected: 12/28/21 12:48
Matrix: Solid
Date Received: 12/29/21 11:25

Method: 8260C - TCLP Volatiles - TCLP

Analyte	Result	Qualifier	RL	MDL	Unit	D	Prepared	Analyzed	Dil Fac
1,1-Dichloroethene	0.010	U	0.010	0.0029	mg/L			01/11/22 19:16	10
1,2-Dichloroethane	0.010	U	0.010	0.0021	mg/L			01/11/22 19:16	10
2-Butanone (MEK)	0.050	U	0.050	0.013	mg/L			01/11/22 19:16	10
Benzene	0.010	U	0.010	0.0041	mg/L			01/11/22 19:16	10
Carbon tetrachloride	0.010	U	0.010	0.0027	mg/L			01/11/22 19:16	10
Chlorobenzene	0.010	U	0.010	0.0075	mg/L			01/11/22 19:16	10
Chloroform	0.010	U	0.010	0.0034	mg/L			01/11/22 19:16	10
Tetrachloroethene	0.010	U	0.010	0.0036	mg/L			01/11/22 19:16	10

Client Sample ID: PF33

Date Collected: 12/28/21 12:48
Date Received: 12/29/21 11:25

Lab Sample ID: 480-193838-33

Matrix: Solid

Method: 8260C - TCLP Volatiles - TCLP (Continued)

Analyte	Result	Qualifier	RL	MDL	Unit	D	Prepared	Analyzed	Dil Fac
Trichloroethene	0.010	U	0.010	0.0046	mg/L			01/11/22 19:16	10
Vinyl chloride	0.010	U	0.010	0.0090	mg/L			01/11/22 19:16	10

Surrogate	*%Recovery*	*Qualifier*	*Limits*	*Prepared*	*Analyzed*	*Dil Fac*
1,2-Dichloroethane-d4 (Surr)	*107*		*77 - 120*		*01/11/22 19:16*	*10*
4-Bromofluorobenzene (Surr)	*97*		*73 - 120*		*01/11/22 19:16*	*10*
Dibromofluoromethane (Surr)	*102*		*75 - 123*		*01/11/22 19:16*	*10*
Toluene-d8 (Surr)	*95*		*80 - 120*		*01/11/22 19:16*	*10*

Method: 8270D - Semivolatile Organic Compounds (GC/MS) - TCLP

Analyte	Result	Qualifier	RL	MDL	Unit	D	Prepared	Analyzed	Dil Fac
1,4-Dichlorobenzene	0.040	U	0.040	0.0018	mg/L		01/12/22 09:09	01/12/22 22:25	1
2,4,5-Trichlorophenol	0.020	U	0.020	0.0019	mg/L		01/12/22 09:09	01/12/22 22:25	1
2,4,6-Trichlorophenol	0.020	U	0.020	0.0024	mg/L		01/12/22 09:09	01/12/22 22:25	1
2,4-Dinitrotoluene	0.020	U	0.020	0.0017	mg/L		01/12/22 09:09	01/12/22 22:25	1
2-Methylphenol	0.020	U	0.020	0.0016	mg/L		01/12/22 09:09	01/12/22 22:25	1
3-Methylphenol	0.040	U	0.040	0.0016	mg/L		01/12/22 09:09	01/12/22 22:25	1
4-Methylphenol	0.040	U	0.040	0.0014	mg/L		01/12/22 09:09	01/12/22 22:25	1
Hexachlorobenzene	0.020	U	0.020	0.0020	mg/L		01/12/22 09:09	01/12/22 22:25	1
Hexachlorobutadiene	0.020	U	0.020	0.0027	mg/L		01/12/22 09:09	01/12/22 22:25	1
Hexachloroethane	0.020	U	0.020	0.0023	mg/L		01/12/22 09:09	01/12/22 22:25	1
Nitrobenzene	0.020	U	0.020	0.0011	mg/L		01/12/22 09:09	01/12/22 22:25	1
Pentachlorophenol	0.040	U	0.040	0.0088	mg/L		01/12/22 09:09	01/12/22 22:25	1
Pyridine	0.10	U	0.10	0.0016	mg/L		01/12/22 09:09	01/12/22 22:25	1

Surrogate	*%Recovery*	*Qualifier*	*Limits*	*Prepared*	*Analyzed*	*Dil Fac*
2,4,6-Tribromophenol (Surr)	*93*		*41 - 120*	*01/12/22 09:09*	*01/12/22 22:25*	*1*
2-Fluorobiphenyl (Surr)	*95*		*48 - 120*	*01/12/22 09:09*	*01/12/22 22:25*	*1*
2-Fluorophenol (Surr)	*50*		*35 - 120*	*01/12/22 09:09*	*01/12/22 22:25*	*1*
Nitrobenzene-d5 (Surr)	*94*		*46 - 120*	*01/12/22 09:09*	*01/12/22 22:25*	*1*
Phenol-d5 (Surr)	*35*		*22 - 120*	*01/12/22 09:09*	*01/12/22 22:25*	*1*
p-Terphenyl-d14 (Surr)	*97*		*60 - 148*	*01/12/22 09:09*	*01/12/22 22:25*	*1*

Method: 8081B - Organochlorine Pesticides (GC) - TCLP

Analyte	Result	Qualifier	RL	MDL	Unit	D	Prepared	Analyzed	Dil Fac
gamma-BHC (Lindane)	0.00020	U	0.00020	0.0000060	mg/L		01/11/22 15:23	01/12/22 13:43	1
Chlordane (technical)	0.0020	U	0.0020	0.000029	mg/L		01/11/22 15:23	01/12/22 13:43	1
Endrin	0.00020	U	0.00020	0.000014	mg/L		01/11/22 15:23	01/12/22 13:43	1
Heptachlor	0.00020	U	0.00020	0.0000085	mg/L		01/11/22 15:23	01/12/22 13:43	1
Heptachlor epoxide	0.00020	U *+	0.00020	0.0000053	mg/L		01/11/22 15:23	01/12/22 13:43	1
Methoxychlor	0.00020	U	0.00020	0.000014	mg/L		01/11/22 15:23	01/12/22 13:43	1
Toxaphene	0.0020	U	0.0020	0.00012	mg/L		01/11/22 15:23	01/12/22 13:43	1

Surrogate	*%Recovery*	*Qualifier*	*Limits*	*Prepared*	*Analyzed*	*Dil Fac*
DCB Decachlorobiphenyl	*118*		*20 - 120*	*01/11/22 15:23*	*01/12/22 13:43*	*1*
Tetrachloro-m-xylene	*141*	*S1+*	*44 - 120*	*01/11/22 15:23*	*01/12/22 13:43*	*1*

Method: 8151 - TCLP Herbicides - TCLP

Analyte	Result	Qualifier	RL	MDL	Unit	D	Prepared	Analyzed	Dil Fac
2,4-D	0.0020	U	0.0020	0.00040	mg/L		01/11/22 11:21	01/12/22 21:29	1
Silvex (2,4,5-TP)	0.0020	U	0.0020	0.00036	mg/L		01/11/22 11:21	01/12/22 21:29	1

Client Sample ID: PF33

Lab Sample ID: 480-193838-33

Date Collected: 12/28/21 12:48

Matrix: Solid

Date Received: 12/29/21 11:25

Surrogate	*%Recovery*	*Qualifier*	*Limits*	*Prepared*	*Analyzed*	*Dil Fac*
2,4-Dichlorophenylacetic acid	*12*	*S1-*	*48 - 132*	*01/11/22 11:21*	*01/12/22 21:29*	*1*

Method: 6010C - Metals (ICP) - TCLP

Analyte	Result	Qualifier	RL	MDL	Unit	D	Prepared	Analyzed	Dil Fac
Arsenic	0.015	U	0.015	0.0056	mg/L		01/11/22 11:24	01/11/22 21:47	1
Barium	**0.54**	**J**	1.0	0.10	mg/L		01/11/22 11:24	01/11/22 21:47	1
Cadmium	**0.0020**		0.0020	0.00050	mg/L		01/11/22 11:24	01/11/22 21:47	1
Chromium	0.020	U	0.020	0.010	mg/L		01/11/22 11:24	01/11/22 21:47	1
Lead	**0.032**		0.020	0.0030	mg/L		01/11/22 11:24	01/11/22 21:47	1
Selenium	0.025	U	0.025	0.0087	mg/L		01/11/22 11:24	01/11/22 21:47	1
Silver	0.0060	U	0.0060	0.0017	mg/L		01/11/22 11:24	01/11/22 21:47	1

Method: 7470A - TCLP Mercury - TCLP

Analyte	Result	Qualifier	RL	MDL	Unit	D	Prepared	Analyzed	Dil Fac
Mercury	0.00020	U	0.00020	0.000043	mg/L		01/11/22 12:54	01/11/22 16:23	1

General Chemistry

Analyte	Result	Qualifier	RL	MDL	Unit	D	Prepared	Analyzed	Dil Fac
Cyanide, Reactive	10	U	10	10	mg/Kg		01/10/22 09:00	01/11/22 11:56	1
Sulfide, Reactive	10	U	10	10	mg/Kg		01/10/22 09:00	01/10/22 15:18	1

Analyte	Result	Qualifier	RL	RL	Unit	D	Prepared	Analyzed	Dil Fac
Flashpoint	**>175**		50.0	50.0	Degrees F			01/06/22 16:07	1
pH	**8.5**	**HF**	0.1	0.1	SU			01/07/22 14:05	1
Temperature	**21.2**	**HF**	0.001	0.001	Degrees C			01/07/22 14:05	1

Client Sample ID: PF33

Lab Sample ID: 480-193838-33

Date Collected: 12/28/21 12:48

Matrix: Solid

Date Received: 12/29/21 11:25

Percent Solids: 89.1

Method: 8015D - Gasoline Range Organics (GRO) (GC)

Analyte	Result	Qualifier	RL	MDL	Unit	D	Prepared	Analyzed	Dil Fac
Gasoline Range Organics [C6 - C10]	**1.0**	**J**	1.2	0.33	mg/Kg	☼	01/06/22 07:10	01/06/22 21:13	1

Surrogate	*%Recovery*	*Qualifier*	*Limits*	*Prepared*	*Analyzed*	*Dil Fac*
a,a,a-Trifluorotoluene	*96*		*46 - 156*	*01/06/22 07:10*	*01/06/22 21:13*	*1*

Method: 8015D - Diesel Range Organics (DRO) (GC)

Analyte	Result	Qualifier	RL	MDL	Unit	D	Prepared	Analyzed	Dil Fac
Diesel Range Organics [C10-C28]	**9.1**	**J**	19	5.6	mg/Kg	☼	01/04/22 08:14	01/06/22 03:16	1

Surrogate	*%Recovery*	*Qualifier*	*Limits*	*Prepared*	*Analyzed*	*Dil Fac*
o-Terphenyl	*81*		*48 - 125*	*01/04/22 08:14*	*01/06/22 03:16*	*1*

Method: 8082A - Polychlorinated Biphenyls (PCBs) by Gas Chromatography

Analyte	Result	Qualifier	RL	MDL	Unit	D	Prepared	Analyzed	Dil Fac
PCB-1016	0.24	U	0.24	0.046	mg/Kg	☼	01/04/22 07:12	01/05/22 16:38	1
PCB-1221	0.24	U	0.24	0.046	mg/Kg	☼	01/04/22 07:12	01/05/22 16:38	1
PCB-1232	0.24	U	0.24	0.046	mg/Kg	☼	01/04/22 07:12	01/05/22 16:38	1
PCB-1242	0.24	U	0.24	0.046	mg/Kg	☼	01/04/22 07:12	01/05/22 16:38	1
PCB-1248	0.24	U	0.24	0.046	mg/Kg	☼	01/04/22 07:12	01/05/22 16:38	1
PCB-1254	0.24	U	0.24	0.11	mg/Kg	☼	01/04/22 07:12	01/05/22 16:38	1

Client Sample ID: PF33

Lab Sample ID: 480-193838-33

Date Collected: 12/28/21 12:48
Matrix: Solid
Date Received: 12/29/21 11:25
Percent Solids: 89.1

Method: 8082A - Polychlorinated Biphenyls (PCBs) by Gas Chromatography (Continued)

Analyte	Result	Qualifier	RL	MDL	Unit	D	Prepared	Analyzed	Dil Fac
PCB-1260	0.24	U	0.24	0.11	mg/Kg	☼	01/04/22 07:12	01/05/22 16:38	1
PCB-1262	0.24	U	0.24	0.11	mg/Kg	☼	01/04/22 07:12	01/05/22 16:38	1
PCB-1268	0.24	U	0.24	0.11	mg/Kg	☼	01/04/22 07:12	01/05/22 16:38	1

Surrogate	*%Recovery*	*Qualifier*	*Limits*	*Prepared*	*Analyzed*	*Dil Fac*
DCB Decachlorobiphenyl	*110*		*65 - 174*	*01/04/22 07:12*	*01/05/22 16:38*	*1*
Tetrachloro-m-xylene	*100*		*60 - 154*	*01/04/22 07:12*	*01/05/22 16:38*	*1*

Client Sample ID: PF34

Lab Sample ID: 480-193838-34

Date Collected: 12/28/21 12:54
Matrix: Solid
Date Received: 12/29/21 11:25

Method: 8260C - TCLP Volatiles - TCLP

Analyte	Result	Qualifier	RL	MDL	Unit	D	Prepared	Analyzed	Dil Fac
1,1-Dichloroethene	0.010	U	0.010	0.0029	mg/L			01/11/22 19:39	10
1,2-Dichloroethane	0.010	U	0.010	0.0021	mg/L			01/11/22 19:39	10
2-Butanone (MEK)	0.050	U	0.050	0.013	mg/L			01/11/22 19:39	10
Benzene	0.010	U	0.010	0.0041	mg/L			01/11/22 19:39	10
Carbon tetrachloride	0.010	U	0.010	0.0027	mg/L			01/11/22 19:39	10
Chlorobenzene	0.010	U	0.010	0.0075	mg/L			01/11/22 19:39	10
Chloroform	0.010	U	0.010	0.0034	mg/L			01/11/22 19:39	10
Tetrachloroethene	0.010	U	0.010	0.0036	mg/L			01/11/22 19:39	10
Trichloroethene	0.010	U	0.010	0.0046	mg/L			01/11/22 19:39	10
Vinyl chloride	0.010	U	0.010	0.0090	mg/L			01/11/22 19:39	10

Surrogate	*%Recovery*	*Qualifier*	*Limits*	*Prepared*	*Analyzed*	*Dil Fac*
1,2-Dichloroethane-d4 (Surr)	*102*		*77 - 120*		*01/11/22 19:39*	*10*
4-Bromofluorobenzene (Surr)	*99*		*73 - 120*		*01/11/22 19:39*	*10*
Dibromofluoromethane (Surr)	*102*		*75 - 123*		*01/11/22 19:39*	*10*
Toluene-d8 (Surr)	*96*		*80 - 120*		*01/11/22 19:39*	*10*

Method: 8270D - Semivolatile Organic Compounds (GC/MS) - TCLP

Analyte	Result	Qualifier	RL	MDL	Unit	D	Prepared	Analyzed	Dil Fac
1,4-Dichlorobenzene	0.040	U	0.040	0.0018	mg/L		01/12/22 09:09	01/12/22 22:49	1
2,4,5-Trichlorophenol	0.020	U	0.020	0.0019	mg/L		01/12/22 09:09	01/12/22 22:49	1
2,4,6-Trichlorophenol	0.020	U	0.020	0.0024	mg/L		01/12/22 09:09	01/12/22 22:49	1
2,4-Dinitrotoluene	0.020	U	0.020	0.0017	mg/L		01/12/22 09:09	01/12/22 22:49	1
2-Methylphenol	0.020	U	0.020	0.0016	mg/L		01/12/22 09:09	01/12/22 22:49	1
3-Methylphenol	0.040	U	0.040	0.0016	mg/L		01/12/22 09:09	01/12/22 22:49	1
4-Methylphenol	0.040	U	0.040	0.0014	mg/L		01/12/22 09:09	01/12/22 22:49	1
Hexachlorobenzene	0.020	U	0.020	0.0020	mg/L		01/12/22 09:09	01/12/22 22:49	1
Hexachlorobutadiene	0.020	U	0.020	0.0027	mg/L		01/12/22 09:09	01/12/22 22:49	1
Hexachloroethane	0.020	U	0.020	0.0023	mg/L		01/12/22 09:09	01/12/22 22:49	1
Nitrobenzene	0.020	U	0.020	0.0011	mg/L		01/12/22 09:09	01/12/22 22:49	1
Pentachlorophenol	0.040	U	0.040	0.0088	mg/L		01/12/22 09:09	01/12/22 22:49	1
Pyridine	0.10	U	0.10	0.0016	mg/L		01/12/22 09:09	01/12/22 22:49	1

Surrogate	*%Recovery*	*Qualifier*	*Limits*	*Prepared*	*Analyzed*	*Dil Fac*
2,4,6-Tribromophenol (Surr)	*96*		*41 - 120*	*01/12/22 09:09*	*01/12/22 22:49*	*1*
2-Fluorobiphenyl (Surr)	*101*		*48 - 120*	*01/12/22 09:09*	*01/12/22 22:49*	*1*
2-Fluorophenol (Surr)	*53*		*35 - 120*	*01/12/22 09:09*	*01/12/22 22:49*	*1*

Client Sample ID: PF34

Date Collected: 12/28/21 12:54
Date Received: 12/29/21 11:25

Lab Sample ID: 480-193838-34

Matrix: Solid

Method: 8270D - Semivolatile Organic Compounds (GC/MS) - TCLP (Continued)

Surrogate	*%Recovery*	*Qualifier*	*Limits*	*Prepared*	*Analyzed*	*Dil Fac*
Nitrobenzene-d5 (Surr)	*99*		*46 - 120*	*01/12/22 09:09*	*01/12/22 22:49*	*1*
Phenol-d5 (Surr)	*37*		*22 - 120*	*01/12/22 09:09*	*01/12/22 22:49*	*1*
p-Terphenyl-d14 (Surr)	*109*		*60 - 148*	*01/12/22 09:09*	*01/12/22 22:49*	*1*

Method: 8081B - Organochlorine Pesticides (GC) - TCLP

Analyte	Result	Qualifier	RL	MDL	Unit	D	Prepared	Analyzed	Dil Fac
gamma-BHC (Lindane)	0.00020	U	0.00020	0.0000060	mg/L		01/11/22 15:23	01/12/22 14:03	1
Chlordane (technical)	0.0020	U	0.0020	0.000029	mg/L		01/11/22 15:23	01/12/22 14:03	1
Endrin	0.00020	U	0.00020	0.000014	mg/L		01/11/22 15:23	01/12/22 14:03	1
Heptachlor	0.00020	U	0.00020	0.0000085	mg/L		01/11/22 15:23	01/12/22 14:03	1
Heptachlor epoxide	0.00020	U *+	0.00020	0.0000053	mg/L		01/11/22 15:23	01/12/22 14:03	1
Methoxychlor	0.00020	U	0.00020	0.000014	mg/L		01/11/22 15:23	01/12/22 14:03	1
Toxaphene	0.0020	U	0.0020	0.00012	mg/L		01/11/22 15:23	01/12/22 14:03	1

Surrogate	*%Recovery*	*Qualifier*	*Limits*	*Prepared*	*Analyzed*	*Dil Fac*
DCB Decachlorobiphenyl	*112*		*20 - 120*	*01/11/22 15:23*	*01/12/22 14:03*	*1*
Tetrachloro-m-xylene	*126*	*S1+*	*44 - 120*	*01/11/22 15:23*	*01/12/22 14:03*	*1*

Method: 8151 - TCLP Herbicides - TCLP

Analyte	Result	Qualifier	RL	MDL	Unit	D	Prepared	Analyzed	Dil Fac
2,4-D	0.0020	U	0.0020	0.00040	mg/L		01/11/22 11:21	01/12/22 21:59	1
Silvex (2,4,5-TP)	0.0020	U	0.0020	0.00036	mg/L		01/11/22 11:21	01/12/22 21:59	1

Surrogate	*%Recovery*	*Qualifier*	*Limits*	*Prepared*	*Analyzed*	*Dil Fac*
2,4-Dichlorophenylacetic acid	*10*	*S1-*	*48 - 132*	*01/11/22 11:21*	*01/12/22 21:59*	*1*

Method: 6010C - Metals (ICP) - TCLP

Analyte	Result	Qualifier	RL	MDL	Unit	D	Prepared	Analyzed	Dil Fac
Arsenic	0.015	U	0.015	0.0056	mg/L		01/11/22 11:24	01/11/22 22:02	1
Barium	**0.70**	**J**	1.0	0.10	mg/L		01/11/22 11:24	01/11/22 22:02	1
Cadmium	**0.0025**		0.0020	0.00050	mg/L		01/11/22 11:24	01/11/22 22:02	1
Chromium	0.020	U	0.020	0.010	mg/L		01/11/22 11:24	01/11/22 22:02	1
Lead	**0.059**		0.020	0.0030	mg/L		01/11/22 11:24	01/11/22 22:02	1
Selenium	0.025	U	0.025	0.0087	mg/L		01/11/22 11:24	01/11/22 22:02	1
Silver	0.0060	U	0.0060	0.0017	mg/L		01/11/22 11:24	01/11/22 22:02	1

Method: 7470A - TCLP Mercury - TCLP

Analyte	Result	Qualifier	RL	MDL	Unit	D	Prepared	Analyzed	Dil Fac
Mercury	0.00020	U	0.00020	0.000043	mg/L		01/11/22 12:54	01/11/22 16:25	1

General Chemistry

Analyte	Result	Qualifier	RL	MDL	Unit	D	Prepared	Analyzed	Dil Fac
Cyanide, Reactive	10	U	10	10	mg/Kg		01/10/22 09:00	01/11/22 12:01	1
Sulfide, Reactive	10	U	10	10	mg/Kg		01/10/22 09:00	01/10/22 15:18	1

Analyte	Result	Qualifier	RL	RL	Unit	D	Prepared	Analyzed	Dil Fac
Flashpoint	**>180**		50.0	50.0	Degrees F			01/07/22 16:27	1
pH	**8.5**	**HF**	0.1	0.1	SU			01/07/22 14:05	1
Temperature	**22.7**	**HF**	0.001	0.001	Degrees C			01/07/22 14:05	1

Client Sample ID: PF34

Lab Sample ID: 480-193838-34

Date Collected: 12/28/21 12:54
Date Received: 12/29/21 11:25

Matrix: Solid
Percent Solids: 88.2

Method: 8015D - Gasoline Range Organics (GRO) (GC)

Analyte	Result	Qualifier	RL	MDL	Unit	D	Prepared	Analyzed	Dil Fac
Gasoline Range Organics [C6 - C10]	1.1	J	1.4	0.36	mg/Kg	☼	01/06/22 07:10	01/06/22 21:49	1

Surrogate	*%Recovery*	*Qualifier*	*Limits*	*Prepared*	*Analyzed*	*Dil Fac*
a,a,a-Trifluorotoluene	*96*		*46 - 156*	*01/06/22 07:10*	*01/06/22 21:49*	*1*

Method: 8015D - Diesel Range Organics (DRO) (GC)

Analyte	Result	Qualifier	RL	MDL	Unit	D	Prepared	Analyzed	Dil Fac
Diesel Range Organics [C10-C28]	12	J	19	5.6	mg/Kg	☼	01/04/22 08:14	01/06/22 03:51	1

Surrogate	*%Recovery*	*Qualifier*	*Limits*	*Prepared*	*Analyzed*	*Dil Fac*
o-Terphenyl	*86*		*48 - 125*	*01/04/22 08:14*	*01/06/22 03:51*	*1*

Method: 8082A - Polychlorinated Biphenyls (PCBs) by Gas Chromatography

Analyte	Result	Qualifier	RL	MDL	Unit	D	Prepared	Analyzed	Dil Fac
PCB-1016	0.21	U	0.21	0.040	mg/Kg	☼	01/04/22 07:12	01/05/22 16:51	1
PCB-1221	0.21	U	0.21	0.040	mg/Kg	☼	01/04/22 07:12	01/05/22 16:51	1
PCB-1232	0.21	U	0.21	0.040	mg/Kg	☼	01/04/22 07:12	01/05/22 16:51	1
PCB-1242	0.21	U	0.21	0.040	mg/Kg	☼	01/04/22 07:12	01/05/22 16:51	1
PCB-1248	0.21	U	0.21	0.040	mg/Kg	☼	01/04/22 07:12	01/05/22 16:51	1
PCB-1254	0.21	U	0.21	0.096	mg/Kg	☼	01/04/22 07:12	01/05/22 16:51	1
PCB-1260	0.21	U	0.21	0.096	mg/Kg	☼	01/04/22 07:12	01/05/22 16:51	1
PCB-1262	0.21	U	0.21	0.096	mg/Kg	☼	01/04/22 07:12	01/05/22 16:51	1
PCB-1268	0.21	U	0.21	0.096	mg/Kg	☼	01/04/22 07:12	01/05/22 16:51	1

Surrogate	*%Recovery*	*Qualifier*	*Limits*	*Prepared*	*Analyzed*	*Dil Fac*
DCB Decachlorobiphenyl	*122*		*65 - 174*	*01/04/22 07:12*	*01/05/22 16:51*	*1*
Tetrachloro-m-xylene	*109*		*60 - 154*	*01/04/22 07:12*	*01/05/22 16:51*	*1*

Client Sample ID: PF35

Lab Sample ID: 480-193838-35

Date Collected: 12/28/21 13:00
Date Received: 12/29/21 11:25

Matrix: Solid

Method: 8260C - TCLP Volatiles - TCLP

Analyte	Result	Qualifier	RL	MDL	Unit	D	Prepared	Analyzed	Dil Fac
1,1-Dichloroethene	0.010	U	0.010	0.0029	mg/L			01/11/22 20:03	10
1,2-Dichloroethane	0.010	U	0.010	0.0021	mg/L			01/11/22 20:03	10
2-Butanone (MEK)	0.050	U	0.050	0.013	mg/L			01/11/22 20:03	10
Benzene	0.010	U	0.010	0.0041	mg/L			01/11/22 20:03	10
Carbon tetrachloride	0.010	U	0.010	0.0027	mg/L			01/11/22 20:03	10
Chlorobenzene	0.010	U	0.010	0.0075	mg/L			01/11/22 20:03	10
Chloroform	0.010	U	0.010	0.0034	mg/L			01/11/22 20:03	10
Tetrachloroethene	0.010	U	0.010	0.0036	mg/L			01/11/22 20:03	10
Trichloroethene	0.010	U	0.010	0.0046	mg/L			01/11/22 20:03	10
Vinyl chloride	0.010	U	0.010	0.0090	mg/L			01/11/22 20:03	10

Surrogate	*%Recovery*	*Qualifier*	*Limits*	*Prepared*	*Analyzed*	*Dil Fac*
1,2-Dichloroethane-d4 (Surr)	*103*		*77 - 120*		*01/11/22 20:03*	*10*
4-Bromofluorobenzene (Surr)	*101*		*73 - 120*		*01/11/22 20:03*	*10*
Dibromofluoromethane (Surr)	*99*		*75 - 123*		*01/11/22 20:03*	*10*
Toluene-d8 (Surr)	*98*		*80 - 120*		*01/11/22 20:03*	*10*

Client Sample Results

Client: Brydges Engineering in Environment & Energy DPC
Project/Site: Pilgrim Village Family

Job ID: 480-193838-1

Client Sample ID: PF35

Date Collected: 12/28/21 13:00
Date Received: 12/29/21 11:25

Lab Sample ID: 480-193838-35

Matrix: Solid

Method: 8270D - Semivolatile Organic Compounds (GC/MS) - TCLP

Analyte	Result	Qualifier	RL	MDL	Unit	D	Prepared	Analyzed	Dil Fac
1,4-Dichlorobenzene	0.040	U	0.040	0.0018	mg/L		01/12/22 09:09	01/12/22 23:13	1
2,4,5-Trichlorophenol	0.020	U	0.020	0.0019	mg/L		01/12/22 09:09	01/12/22 23:13	1
2,4,6-Trichlorophenol	0.020	U	0.020	0.0024	mg/L		01/12/22 09:09	01/12/22 23:13	1
2,4-Dinitrotoluene	0.020	U	0.020	0.0017	mg/L		01/12/22 09:09	01/12/22 23:13	1
2-Methylphenol	0.020	U	0.020	0.0016	mg/L		01/12/22 09:09	01/12/22 23:13	1
3-Methylphenol	0.040	U	0.040	0.0016	mg/L		01/12/22 09:09	01/12/22 23:13	1
4-Methylphenol	0.040	U	0.040	0.0014	mg/L		01/12/22 09:09	01/12/22 23:13	1
Hexachlorobenzene	0.020	U	0.020	0.0020	mg/L		01/12/22 09:09	01/12/22 23:13	1
Hexachlorobutadiene	0.020	U	0.020	0.0027	mg/L		01/12/22 09:09	01/12/22 23:13	1
Hexachloroethane	0.020	U	0.020	0.0023	mg/L		01/12/22 09:09	01/12/22 23:13	1
Nitrobenzene	0.020	U	0.020	0.0011	mg/L		01/12/22 09:09	01/12/22 23:13	1
Pentachlorophenol	0.040	U	0.040	0.0088	mg/L		01/12/22 09:09	01/12/22 23:13	1
Pyridine	0.10	U	0.10	0.0016	mg/L		01/12/22 09:09	01/12/22 23:13	1

Surrogate	*%Recovery*	*Qualifier*	*Limits*	*Prepared*	*Analyzed*	*Dil Fac*
2,4,6-Tribromophenol (Surr)	*88*		*41 - 120*	*01/12/22 09:09*	*01/12/22 23:13*	*1*
2-Fluorobiphenyl (Surr)	*97*		*48 - 120*	*01/12/22 09:09*	*01/12/22 23:13*	*1*
2-Fluorophenol (Surr)	*50*		*35 - 120*	*01/12/22 09:09*	*01/12/22 23:13*	*1*
Nitrobenzene-d5 (Surr)	*95*		*46 - 120*	*01/12/22 09:09*	*01/12/22 23:13*	*1*
Phenol-d5 (Surr)	*33*		*22 - 120*	*01/12/22 09:09*	*01/12/22 23:13*	*1*
p-Terphenyl-d14 (Surr)	*101*		*60 - 148*	*01/12/22 09:09*	*01/12/22 23:13*	*1*

Method: 8081B - Organochlorine Pesticides (GC) - TCLP

Analyte	Result	Qualifier	RL	MDL	Unit	D	Prepared	Analyzed	Dil Fac
gamma-BHC (Lindane)	0.00020	U	0.00020	0.0000060	mg/L		01/11/22 15:23	01/12/22 14:23	1
Chlordane (technical)	0.0020	U	0.0020	0.000029	mg/L		01/11/22 15:23	01/12/22 14:23	1
Endrin	0.00020	U	0.00020	0.000014	mg/L		01/11/22 15:23	01/12/22 14:23	1
Heptachlor	0.00020	U	0.00020	0.0000085	mg/L		01/11/22 15:23	01/12/22 14:23	1
Heptachlor epoxide	0.00020	U *+	0.00020	0.0000053	mg/L		01/11/22 15:23	01/12/22 14:23	1
Methoxychlor	0.00020	U	0.00020	0.000014	mg/L		01/11/22 15:23	01/12/22 14:23	1
Toxaphene	0.0020	U	0.0020	0.00012	mg/L		01/11/22 15:23	01/12/22 14:23	1

Surrogate	*%Recovery*	*Qualifier*	*Limits*	*Prepared*	*Analyzed*	*Dil Fac*
DCB Decachlorobiphenyl	*110*		*20 - 120*	*01/11/22 15:23*	*01/12/22 14:23*	*1*
Tetrachloro-m-xylene	*157*	*S1+*	*44 - 120*	*01/11/22 15:23*	*01/12/22 14:23*	*1*

Method: 8151 - TCLP Herbicides - TCLP

Analyte	Result	Qualifier	RL	MDL	Unit	D	Prepared	Analyzed	Dil Fac
2,4-D	0.0020	U	0.0020	0.00040	mg/L		01/11/22 11:21	01/12/22 22:28	1
Silvex (2,4,5-TP)	0.0020	U	0.0020	0.00036	mg/L		01/11/22 11:21	01/12/22 22:28	1

Surrogate	*%Recovery*	*Qualifier*	*Limits*	*Prepared*	*Analyzed*	*Dil Fac*
2,4-Dichlorophenylacetic acid	*13*	*S1-*	*48 - 132*	*01/11/22 11:21*	*01/12/22 22:28*	*1*

Method: 6010C - Metals (ICP) - TCLP

Analyte	Result	Qualifier	RL	MDL	Unit	D	Prepared	Analyzed	Dil Fac
Arsenic	0.015	U	0.015	0.0056	mg/L		01/11/22 11:24	01/11/22 22:06	1
Barium	**0.62**	**J**	1.0	0.10	mg/L		01/11/22 11:24	01/11/22 22:06	1
Cadmium	**0.0026**		0.0020	0.00050	mg/L		01/11/22 11:24	01/11/22 22:06	1
Chromium	0.020	U	0.020	0.010	mg/L		01/11/22 11:24	01/11/22 22:06	1
Lead	**0.10**		0.020	0.0030	mg/L		01/11/22 11:24	01/11/22 22:06	1

Client Sample ID: PF35

Lab Sample ID: 480-193838-35

Date Collected: 12/28/21 13:00
Matrix: Solid
Date Received: 12/29/21 11:25

Method: 6010C - Metals (ICP) - TCLP (Continued)

Analyte	Result	Qualifier	RL	MDL	Unit	D	Prepared	Analyzed	Dil Fac
Selenium	0.025	U	0.025	0.0087	mg/L		01/11/22 11:24	01/11/22 22:06	1
Silver	0.0060	U	0.0060	0.0017	mg/L		01/11/22 11:24	01/11/22 22:06	1

Method: 7470A - TCLP Mercury - TCLP

Analyte	Result	Qualifier	RL	MDL	Unit	D	Prepared	Analyzed	Dil Fac
Mercury	0.00020	U	0.00020	0.000043	mg/L		01/11/22 12:54	01/11/22 16:26	1

General Chemistry

Analyte	Result	Qualifier	RL	MDL	Unit	D	Prepared	Analyzed	Dil Fac
Cyanide, Reactive	10	U	10	10	mg/Kg		01/10/22 09:00	01/11/22 12:02	1
Sulfide, Reactive	10	U	10	10	mg/Kg		01/10/22 09:00	01/10/22 15:18	1

Analyte	Result	Qualifier	RL	RL	Unit	D	Prepared	Analyzed	Dil Fac
Flashpoint	**>175**		50.0	50.0	Degrees F			01/07/22 16:08	1
pH	**8.5**	**HF**	0.1	0.1	SU			01/07/22 14:05	1
Temperature	**21.3**	**HF**	0.001	0.001	Degrees C			01/07/22 14:05	1

Client Sample ID: PF35

Lab Sample ID: 480-193838-35

Date Collected: 12/28/21 13:00
Matrix: Solid
Date Received: 12/29/21 11:25
Percent Solids: 87.4

Method: 8015D - Gasoline Range Organics (GRO) (GC)

Analyte	Result	Qualifier	RL	MDL	Unit	D	Prepared	Analyzed	Dil Fac
Gasoline Range Organics [C6 - C10]	**1.1**	**J**	1.4	0.36	mg/Kg	☼	01/06/22 07:10	01/06/22 22:24	1

Surrogate	*%Recovery*	*Qualifier*	*Limits*	*Prepared*	*Analyzed*	*Dil Fac*
a,a,a-Trifluorotoluene	*97*		*46 - 156*	*01/06/22 07:10*	*01/06/22 22:24*	*1*

Method: 8015D - Diesel Range Organics (DRO) (GC)

Analyte	Result	Qualifier	RL	MDL	Unit	D	Prepared	Analyzed	Dil Fac
Diesel Range Organics [C10-C28]	**6.2**	**J**	19	5.7	mg/Kg	☼	01/04/22 08:14	01/06/22 04:26	1

Surrogate	*%Recovery*	*Qualifier*	*Limits*	*Prepared*	*Analyzed*	*Dil Fac*
o-Terphenyl	*77*		*48 - 125*	*01/04/22 08:14*	*01/06/22 04:26*	*1*

Method: 8082A - Polychlorinated Biphenyls (PCBs) by Gas Chromatography

Analyte	Result	Qualifier	RL	MDL	Unit	D	Prepared	Analyzed	Dil Fac
PCB-1016	0.25	U	0.25	0.049	mg/Kg	☼	01/04/22 07:12	01/05/22 17:04	1
PCB-1221	0.25	U	0.25	0.049	mg/Kg	☼	01/04/22 07:12	01/05/22 17:04	1
PCB-1232	0.25	U	0.25	0.049	mg/Kg	☼	01/04/22 07:12	01/05/22 17:04	1
PCB-1242	0.25	U	0.25	0.049	mg/Kg	☼	01/04/22 07:12	01/05/22 17:04	1
PCB-1248	0.25	U	0.25	0.049	mg/Kg	☼	01/04/22 07:12	01/05/22 17:04	1
PCB-1254	0.25	U	0.25	0.12	mg/Kg	☼	01/04/22 07:12	01/05/22 17:04	1
PCB-1260	0.25	U	0.25	0.12	mg/Kg	☼	01/04/22 07:12	01/05/22 17:04	1
PCB-1262	0.25	U	0.25	0.12	mg/Kg	☼	01/04/22 07:12	01/05/22 17:04	1
PCB-1268	0.25	U	0.25	0.12	mg/Kg	☼	01/04/22 07:12	01/05/22 17:04	1

Surrogate	*%Recovery*	*Qualifier*	*Limits*	*Prepared*	*Analyzed*	*Dil Fac*
DCB Decachlorobiphenyl	*113*		*65 - 174*	*01/04/22 07:12*	*01/05/22 17:04*	*1*
Tetrachloro-m-xylene	*102*		*60 - 154*	*01/04/22 07:12*	*01/05/22 17:04*	*1*

Client Sample Results

Client: Brydges Engineering in Environment & Energy DPC
Project/Site: Pilgrim Village Family

Job ID: 480-193838-1

Client Sample ID: PF36

Date Collected: 12/28/21 13:06
Date Received: 12/29/21 11:25

Lab Sample ID: 480-193838-36

Matrix: Solid

Method: 8260C - TCLP Volatiles - TCLP

Analyte	Result	Qualifier	RL	MDL	Unit	D	Prepared	Analyzed	Dil Fac
1,1-Dichloroethene	0.010	U	0.010	0.0029	mg/L			01/11/22 20:26	10
1,2-Dichloroethane	0.010	U	0.010	0.0021	mg/L			01/11/22 20:26	10
2-Butanone (MEK)	0.050	U	0.050	0.013	mg/L			01/11/22 20:26	10
Benzene	0.010	U	0.010	0.0041	mg/L			01/11/22 20:26	10
Carbon tetrachloride	0.010	U	0.010	0.0027	mg/L			01/11/22 20:26	10
Chlorobenzene	0.010	U	0.010	0.0075	mg/L			01/11/22 20:26	10
Chloroform	0.010	U	0.010	0.0034	mg/L			01/11/22 20:26	10
Tetrachloroethene	0.010	U	0.010	0.0036	mg/L			01/11/22 20:26	10
Trichloroethene	0.010	U	0.010	0.0046	mg/L			01/11/22 20:26	10
Vinyl chloride	0.010	U	0.010	0.0090	mg/L			01/11/22 20:26	10

Surrogate	*%Recovery*	*Qualifier*	*Limits*	*Prepared*	*Analyzed*	*Dil Fac*
1,2-Dichloroethane-d4 (Surr)	*105*		*77 - 120*		*01/11/22 20:26*	*10*
4-Bromofluorobenzene (Surr)	*99*		*73 - 120*		*01/11/22 20:26*	*10*
Dibromofluoromethane (Surr)	*102*		*75 - 123*		*01/11/22 20:26*	*10*
Toluene-d8 (Surr)	*97*		*80 - 120*		*01/11/22 20:26*	*10*

Method: 8270D - Semivolatile Organic Compounds (GC/MS) - TCLP

Analyte	Result	Qualifier	RL	MDL	Unit	D	Prepared	Analyzed	Dil Fac
1,4-Dichlorobenzene	0.040	U	0.040	0.0018	mg/L		01/12/22 09:09	01/12/22 23:37	1
2,4,5-Trichlorophenol	0.020	U	0.020	0.0019	mg/L		01/12/22 09:09	01/12/22 23:37	1
2,4,6-Trichlorophenol	0.020	U	0.020	0.0024	mg/L		01/12/22 09:09	01/12/22 23:37	1
2,4-Dinitrotoluene	0.020	U	0.020	0.0017	mg/L		01/12/22 09:09	01/12/22 23:37	1
2-Methylphenol	0.020	U	0.020	0.0016	mg/L		01/12/22 09:09	01/12/22 23:37	1
3-Methylphenol	0.040	U	0.040	0.0016	mg/L		01/12/22 09:09	01/12/22 23:37	1
4-Methylphenol	0.040	U	0.040	0.0014	mg/L		01/12/22 09:09	01/12/22 23:37	1
Hexachlorobenzene	0.020	U	0.020	0.0020	mg/L		01/12/22 09:09	01/12/22 23:37	1
Hexachlorobutadiene	0.020	U	0.020	0.0027	mg/L		01/12/22 09:09	01/12/22 23:37	1
Hexachloroethane	0.020	U	0.020	0.0023	mg/L		01/12/22 09:09	01/12/22 23:37	1
Nitrobenzene	0.020	U	0.020	0.0011	mg/L		01/12/22 09:09	01/12/22 23:37	1
Pentachlorophenol	0.040	U	0.040	0.0088	mg/L		01/12/22 09:09	01/12/22 23:37	1
Pyridine	0.10	U	0.10	0.0016	mg/L		01/12/22 09:09	01/12/22 23:37	1

Surrogate	*%Recovery*	*Qualifier*	*Limits*	*Prepared*	*Analyzed*	*Dil Fac*
2,4,6-Tribromophenol (Surr)	*94*		*41 - 120*	*01/12/22 09:09*	*01/12/22 23:37*	*1*
2-Fluorobiphenyl (Surr)	*104*		*48 - 120*	*01/12/22 09:09*	*01/12/22 23:37*	*1*
2-Fluorophenol (Surr)	*54*		*35 - 120*	*01/12/22 09:09*	*01/12/22 23:37*	*1*
Nitrobenzene-d5 (Surr)	*97*		*46 - 120*	*01/12/22 09:09*	*01/12/22 23:37*	*1*
Phenol-d5 (Surr)	*35*		*22 - 120*	*01/12/22 09:09*	*01/12/22 23:37*	*1*
p-Terphenyl-d14 (Surr)	*101*		*60 - 148*	*01/12/22 09:09*	*01/12/22 23:37*	*1*

Method: 8081B - Organochlorine Pesticides (GC) - TCLP

Analyte	Result	Qualifier	RL	MDL	Unit	D	Prepared	Analyzed	Dil Fac
gamma-BHC (Lindane)	0.00020	U	0.00020	0.0000060	mg/L		01/11/22 15:23	01/12/22 14:42	1
Chlordane (technical)	0.0020	U	0.0020	0.000029	mg/L		01/11/22 15:23	01/12/22 14:42	1
Endrin	0.00020	U	0.00020	0.000014	mg/L		01/11/22 15:23	01/12/22 14:42	1
Heptachlor	0.00020	U	0.00020	0.0000085	mg/L		01/11/22 15:23	01/12/22 14:42	1
Heptachlor epoxide	0.00020	U *+	0.00020	0.0000053	mg/L		01/11/22 15:23	01/12/22 14:42	1
Methoxychlor	0.00020	U	0.00020	0.000014	mg/L		01/11/22 15:23	01/12/22 14:42	1
Toxaphene	0.0020	U	0.0020	0.00012	mg/L		01/11/22 15:23	01/12/22 14:42	1

Client Sample ID: PF36
Date Collected: 12/28/21 13:06
Date Received: 12/29/21 11:25

Lab Sample ID: 480-193838-36
Matrix: Solid

Surrogate	*%Recovery*	*Qualifier*	*Limits*	*Prepared*	*Analyzed*	*Dil Fac*
DCB Decachlorobiphenyl	*113*		*20 - 120*	*01/11/22 15:23*	*01/12/22 14:42*	*1*
Tetrachloro-m-xylene	*147*	*S1+*	*44 - 120*	*01/11/22 15:23*	*01/12/22 14:42*	*1*

Method: 8151 - TCLP Herbicides - TCLP

Analyte	Result	Qualifier	RL	MDL	Unit	D	Prepared	Analyzed	Dil Fac
2,4-D	0.0020	U	0.0020	0.00040	mg/L		01/11/22 11:21	01/12/22 22:58	1
Silvex (2,4,5-TP)	0.0020	U	0.0020	0.00036	mg/L		01/11/22 11:21	01/12/22 22:58	1

Surrogate	*%Recovery*	*Qualifier*	*Limits*	*Prepared*	*Analyzed*	*Dil Fac*
2,4-Dichlorophenylacetic acid	*19*	*S1-*	*48 - 132*	*01/11/22 11:21*	*01/12/22 22:58*	*1*

Method: 6010C - Metals (ICP) - TCLP

Analyte	Result	Qualifier	RL	MDL	Unit	D	Prepared	Analyzed	Dil Fac
Arsenic	0.015	U	0.015	0.0056	mg/L		01/11/22 11:24	01/11/22 22:26	1
Barium	**0.72**	**J**	1.0	0.10	mg/L		01/11/22 11:24	01/11/22 22:26	1
Cadmium	**0.0027**		0.0020	0.00050	mg/L		01/11/22 11:24	01/11/22 22:26	1
Chromium	0.020	U	0.020	0.010	mg/L		01/11/22 11:24	01/11/22 22:26	1
Lead	**0.21**		0.020	0.0030	mg/L		01/11/22 11:24	01/11/22 22:26	1
Selenium	0.025	U	0.025	0.0087	mg/L		01/11/22 11:24	01/11/22 22:26	1
Silver	0.0060	U	0.0060	0.0017	mg/L		01/11/22 11:24	01/11/22 22:26	1

Method: 7470A - TCLP Mercury - TCLP

Analyte	Result	Qualifier	RL	MDL	Unit	D	Prepared	Analyzed	Dil Fac
Mercury	0.00020	U	0.00020	0.000043	mg/L		01/11/22 12:54	01/11/22 16:34	1

General Chemistry

Analyte	Result	Qualifier	RL	MDL	Unit	D	Prepared	Analyzed	Dil Fac
Cyanide, Reactive	10	U	10	10	mg/Kg		01/10/22 09:00	01/11/22 12:04	1
Sulfide, Reactive	10	U	10	10	mg/Kg		01/10/22 09:00	01/10/22 15:18	1

Analyte	Result	Qualifier	RL	RL	Unit	D	Prepared	Analyzed	Dil Fac
Flashpoint	**>175**		50.0	50.0	Degrees F			01/07/22 16:08	1
pH	**8.8**	**HF**	0.1	0.1	SU			01/07/22 14:05	1
Temperature	**21.1**	**HF**	0.001	0.001	Degrees C			01/07/22 14:05	1

Client Sample ID: PF36
Date Collected: 12/28/21 13:06
Date Received: 12/29/21 11:25

Lab Sample ID: 480-193838-36
Matrix: Solid
Percent Solids: 87.4

Method: 8015D - Gasoline Range Organics (GRO) (GC)

Analyte	Result	Qualifier	RL	MDL	Unit	D	Prepared	Analyzed	Dil Fac
Gasoline Range Organics [C6 - C10]	**1.2**	**J**	1.4	0.37	mg/Kg	☼	01/06/22 07:10	01/06/22 23:00	1

Surrogate	*%Recovery*	*Qualifier*	*Limits*	*Prepared*	*Analyzed*	*Dil Fac*
a,a,a-Trifluorotoluene	*100*		*46 - 156*	*01/06/22 07:10*	*01/06/22 23:00*	*1*

Method: 8015D - Diesel Range Organics (DRO) (GC)

Analyte	Result	Qualifier	RL	MDL	Unit	D	Prepared	Analyzed	Dil Fac
Diesel Range Organics [C10-C28]	**7.0**	**J**	19	5.7	mg/Kg	☼	01/04/22 08:14	01/06/22 05:02	1

Surrogate	*%Recovery*	*Qualifier*	*Limits*	*Prepared*	*Analyzed*	*Dil Fac*
o-Terphenyl	*78*		*48 - 125*	*01/04/22 08:14*	*01/06/22 05:02*	*1*

Client Sample Results

Client: Brydges Engineering in Environment & Energy DPC
Project/Site: Pilgrim Village Family

Job ID: 480-193838-1

Client Sample ID: PF36

Date Collected: 12/28/21 13:06
Date Received: 12/29/21 11:25

Lab Sample ID: 480-193838-36

Matrix: Solid
Percent Solids: 87.4

Method: 8082A - Polychlorinated Biphenyls (PCBs) by Gas Chromatography

Analyte	Result	Qualifier	RL	MDL	Unit	D	Prepared	Analyzed	Dil Fac
PCB-1016	0.20	U	0.20	0.040	mg/Kg	☼	01/04/22 07:12	01/05/22 17:17	1
PCB-1221	0.20	U	0.20	0.040	mg/Kg	☼	01/04/22 07:12	01/05/22 17:17	1
PCB-1232	0.20	U	0.20	0.040	mg/Kg	☼	01/04/22 07:12	01/05/22 17:17	1
PCB-1242	0.20	U	0.20	0.040	mg/Kg	☼	01/04/22 07:12	01/05/22 17:17	1
PCB-1248	0.20	U	0.20	0.040	mg/Kg	☼	01/04/22 07:12	01/05/22 17:17	1
PCB-1254	0.20	U	0.20	0.096	mg/Kg	☼	01/04/22 07:12	01/05/22 17:17	1
PCB-1260	0.20	U	0.20	0.096	mg/Kg	☼	01/04/22 07:12	01/05/22 17:17	1
PCB-1262	0.20	U	0.20	0.096	mg/Kg	☼	01/04/22 07:12	01/05/22 17:17	1
PCB-1268	0.20	U	0.20	0.096	mg/Kg	☼	01/04/22 07:12	01/05/22 17:17	1

Surrogate	*%Recovery*	*Qualifier*	*Limits*	*Prepared*	*Analyzed*	*Dil Fac*
DCB Decachlorobiphenyl	*113*		*65 - 174*	*01/04/22 07:12*	*01/05/22 17:17*	*1*
Tetrachloro-m-xylene	*103*		*60 - 154*	*01/04/22 07:12*	*01/05/22 17:17*	*1*

Surrogate Summary

Client: Brydges Engineering in Environment & Energy DPC
Project/Site: Pilgrim Village Family

Job ID: 480-193838-1

Method: 8260C - TCLP Volatiles

Matrix: Solid **Prep Type: Total/NA**

		Percent Surrogate Recovery (Acceptance Limits)			
		DCA	BFB	DBFM	TOL
Lab Sample ID	Client Sample ID	(77-120)	(73-120)	(75-123)	(80-120)
LCS 480-610929/6	Lab Control Sample	99	101	100	101
LCS 480-611172/6	Lab Control Sample	101	104	105	101
LCS 480-611306/5	Lab Control Sample	102	108	107	98
LCS 480-611328/5	Lab Control Sample	100	99	99	98
MB 480-610929/8	Method Blank	103	103	102	98
MB 480-611172/8	Method Blank	101	99	104	98
MB 480-611306/7	Method Blank	105	107	108	102
MB 480-611328/7	Method Blank	106	101	100	99

Surrogate Legend

DCA = 1,2-Dichloroethane-d4 (Surr)
BFB = 4-Bromofluorobenzene (Surr)
DBFM = Dibromofluoromethane (Surr)
TOL = Toluene-d8 (Surr)

Method: 8260C - TCLP Volatiles

Matrix: Solid **Prep Type: TCLP**

		Percent Surrogate Recovery (Acceptance Limits)			
		DCA	BFB	DBFM	TOL
Lab Sample ID	Client Sample ID	(77-120)	(73-120)	(75-123)	(80-120)
480-193838-1	PF1	95	94	95	93
480-193838-2	PF2	94	97	91	94
480-193838-3	PF3	97	98	90	94
480-193838-4	PF4	98	94	96	96
480-193838-5	PF5	102	108	109	94
480-193838-6	PF6	99	103	96	101
480-193838-7	PF7	104	104	98	101
480-193838-8	PF8	100	102	97	101
480-193838-9	PF9	106	104	103	100
480-193838-10	PF10	100	101	102	99
480-193838-11	PF11	105	103	106	101
480-193838-12	PF12	103	104	103	100
480-193838-13	PF13	99	100	98	98
480-193838-14	PF14	104	99	105	100
480-193838-15	PF15	102	112	104	99
480-193838-16	PF16	104	109	107	100
480-193838-17	PF17	103	109	107	102
480-193838-18	PF18	104	107	108	102
480-193838-19	PF19	102	111	104	98
480-193838-20	PF20	103	109	107	101
480-193838-21	PF21	104	108	108	101
480-193838-22	PF22	104	107	108	100
480-193838-23	PF23	103	101	100	98
480-193838-24	PF24	104	99	102	95
480-193838-25	PF25	101	98	100	95
480-193838-26	PF26	102	94	99	93
480-193838-27	PF27	103	101	103	99
480-193838-28	PF28	105	100	105	99
480-193838-29	PF29	102	99	100	99

Method: 8260C - TCLP Volatiles (Continued)

Matrix: Solid **Prep Type: TCLP**

Lab Sample ID	Client Sample ID	DCA (77-120)	BFB (73-120)	DBFM (75-123)	TOL (80-120)
		Percent Surrogate Recovery (Acceptance Limits)			
480-193838-30	PF30	107	101	106	99
480-193838-31	PF31	104	99	107	97
480-193838-32	PF32	105	103	103	100
480-193838-33	PF33	107	97	102	95
480-193838-34	PF34	102	99	102	96
480-193838-35	PF35	103	101	99	98
480-193838-36	PF36	105	99	102	97
LB 480-610787/1-A	Method Blank	102	100	99	102
LB 480-610945/1-A	Method Blank	105	104	108	101
LB 480-611186/1-A	Method Blank	103	103	104	99

Surrogate Legend

DCA = 1,2-Dichloroethane-d4 (Surr)
BFB = 4-Bromofluorobenzene (Surr)
DBFM = Dibromofluoromethane (Surr)
TOL = Toluene-d8 (Surr)

Method: 8270D - Semivolatile Organic Compounds (GC/MS)

Matrix: Solid **Prep Type: Total/NA**

Lab Sample ID	Client Sample ID	TBP (41-120)	FBP (48-120)	2FP (35-120)	NBZ (46-120)	PHL (22-120)	TPHd14 (60-148)
		Percent Surrogate Recovery (Acceptance Limits)					
LCS 480-610890/2-A	Lab Control Sample	108	95	44	82	33	105
LCS 480-611108/2-A	Lab Control Sample	108	97	50	90	35	108
LCS 480-611461/2-A	Lab Control Sample	108	99	52	95	39	110
LCSD 480-610890/3-A	Lab Control Sample Dup	109	84	38	70	28	102
LCSD 480-611108/3-A	Lab Control Sample Dup	107	93	46	87	33	102
LCSD 480-611461/3-A	Lab Control Sample Dup	112	100	52	96	37	106
MB 480-610890/1-A	Method Blank	87	81	38	69	26	104
MB 480-611108/1-A	Method Blank	72	81	40	75	28	105
MB 480-611461/1-A	Method Blank	91	103	53	99	38	127

Surrogate Legend

TBP = 2,4,6-Tribromophenol (Surr)
FBP = 2-Fluorobiphenyl (Surr)
2FP = 2-Fluorophenol (Surr)
NBZ = Nitrobenzene-d5 (Surr)
PHL = Phenol-d5 (Surr)
TPHd14 = p-Terphenyl-d14 (Surr)

Method: 8270D - Semivolatile Organic Compounds (GC/MS)

Matrix: Solid **Prep Type: TCLP**

Lab Sample ID	Client Sample ID	TBP (41-120)	FBP (48-120)	2FP (35-120)	NBZ (46-120)	PHL (22-120)	TPHd14 (60-148)
		Percent Surrogate Recovery (Acceptance Limits)					
480-193838-1	PF1	100	99	48	83	32	104
480-193838-2	PF2	97	98	48	84	32	108
480-193838-3	PF3	93	86	42	74	30	102
480-193838-4	PF4	101	91	43	77	30	113
480-193838-5	PF5	92	97	47	80	32	104

Method: 8270D - Semivolatile Organic Compounds (GC/MS) (Continued)

Matrix: Solid **Prep Type: TCLP**

		Percent Surrogate Recovery (Acceptance Limits)					
Lab Sample ID	Client Sample ID	TBP (41-120)	FBP (48-120)	2FP (35-120)	NBZ (46-120)	PHL (22-120)	TPHd14 (60-148)
480-193838-6	PF6	91	97	48	88	33	109
480-193838-7	PF7	87	89	43	83	31	101
480-193838-8	PF8	85	83	40	75	27	103
480-193838-9	PF9	83	80	39	77	28	95
480-193838-10	PF10	79	91	43	83	30	102
480-193838-11	PF11	94	100	47	92	33	116
480-193838-12	PF12	97	103	52	96	36	114
480-193838-13	PF13	93	100	52	94	35	111
480-193838-14	PF14	100	103	54	99	36	116
480-193838-15	PF15	101	105	52	100	38	119
480-193838-16	PF16	103	90	49	86	35	115
480-193838-17	PF17	90	95	51	90	35	103
480-193838-18	PF18	93	99	51	95	35	111
480-193838-19	PF19	87	85	44	78	32	103
480-193838-20	PF20	90	88	43	80	29	104
480-193838-21	PF21	92	91	47	88	33	102
480-193838-22	PF22	95	95	42	86	31	106
480-193838-23	PF23	107	106	54	104	37	107
480-193838-24	PF24	99	101	53	100	39	107
480-193838-25	PF25	100	103	54	100	38	111
480-193838-26	PF26	92	96	51	94	33	101
480-193838-27	PF27	96	99	55	97	38	110
480-193838-28	PF28	98	96	53	97	36	104
480-193838-29	PF29	101	102	55	100	36	100
480-193838-30	PF30	94	93	51	94	35	92
480-193838-31	PF31	89	97	51	94	37	98
480-193838-32	PF32	98	104	55	98	37	106
480-193838-33	PF33	93	95	50	94	35	97
480-193838-34	PF34	96	101	53	99	37	109
480-193838-35	PF35	88	97	50	95	33	101
480-193838-36	PF36	94	104	54	97	35	101
LB 480-610766/1-D	Method Blank	97	96	48	82	33	100
LB 480-610905/1-F	Method Blank	108	106	54	101	37	121
LB 480-610936/1-F	Method Blank	106	104	57	103	40	114

Surrogate Legend

TBP = 2,4,6-Tribromophenol (Surr)
FBP = 2-Fluorobiphenyl (Surr)
2FP = 2-Fluorophenol (Surr)
NBZ = Nitrobenzene-d5 (Surr)
PHL = Phenol-d5 (Surr)
TPHd14 = p-Terphenyl-d14 (Surr)

Method: 8015D - Gasoline Range Organics (GRO) (GC)

Matrix: Solid **Prep Type: Total/NA**

		Percent Surrogate Recovery (Acceptance Limits)
Lab Sample ID	Client Sample ID	TFT2 (46-156)
480-193838-1	PF1	88
480-193838-2	PF2	91

Method: 8015D - Gasoline Range Organics (GRO) (GC) (Continued)

Matrix: Solid **Prep Type: Total/NA**

Lab Sample ID	Client Sample ID	TFT2 (46-156)
480-193838-3	PF3	93
480-193838-4	PF4	92
480-193838-5	PF5	88
480-193838-6	PF6	86
480-193838-7	PF7	87
480-193838-8	PF8	93
480-193838-9	PF9	91
480-193838-10	PF10	97
480-193838-11	PF11	91
480-193838-12	PF12	86
480-193838-13	PF13	82
480-193838-14	PF14	79
480-193838-15	PF15	84
480-193838-16	PF16	85
480-193838-17	PF17	83
480-193838-18	PF18	93
480-193838-18 MS	PF18	84
480-193838-18 MSD	PF18	84
480-193838-19	PF19	97
480-193838-20	PF20	91
480-193838-21	PF21	95
480-193838-22	PF22	97
480-193838-23	PF23	99
480-193838-24	PF24	93
480-193838-25	PF25	95
480-193838-26	PF26	101
480-193838-27	PF27	99
480-193838-28	PF28	98
480-193838-29	PF29	98
480-193838-30	PF30	95
480-193838-31	PF31	92
480-193838-32	PF32	99
480-193838-33	PF33	96
480-193838-34	PF34	96
480-193838-35	PF35	97
480-193838-36	PF36	100
LCS 480-610683/2-A	Lab Control Sample	98
LCS 480-610919/2-A	Lab Control Sample	96
MB 480-610683/1-A	Method Blank	107
MB 480-610919/1-A	Method Blank	103

Percent Surrogate Recovery (Acceptance Limits)

Surrogate Legend

TFT = a,a,a-Trifluorotoluene

Method: 8015D - Diesel Range Organics (DRO) (GC)

Matrix: Solid **Prep Type: Total/NA**

Lab Sample ID	Client Sample ID	OTPH (48-125)
480-193838-1	PF1	87

Percent Surrogate Recovery (Acceptance Limits)

Surrogate Summary

Client: Brydges Engineering in Environment & Energy DPC
Job ID: 480-193838-1
Project/Site: Pilgrim Village Family

Method: 8015D - Diesel Range Organics (DRO) (GC) (Continued)

Matrix: Solid **Prep Type: Total/NA**

		Percent Surrogate Recovery (Acceptance Limits)							
Lab Sample ID	Client Sample ID	OTPH (48-125)							
480-193838-2	PF2	83							
480-193838-3	PF3	78							
480-193838-4	PF4	79							
480-193838-5	PF5	80							
480-193838-6	PF6	81							
480-193838-7	PF7	84							
480-193838-8	PF8	83							
480-193838-9	PF9	83							
480-193838-10	PF10	81							
480-193838-11	PF11	85							
480-193838-12	PF12	87							
480-193838-13	PF13	71							
480-193838-14	PF14	79							
480-193838-15	PF15	88							
480-193838-15 MS	PF15	83							
480-193838-15 MSD	PF15	81							
480-193838-16	PF16	80							
480-193838-17	PF17	79							
480-193838-18	PF18	64							
480-193838-19	PF19	80							
480-193838-20	PF20	80							
480-193838-21	PF21	81							
480-193838-22	PF22	83							
480-193838-23	PF23	84							
480-193838-24	PF24	83							
480-193838-25	PF25	88							
480-193838-25 MS	PF25	86							
480-193838-25 MSD	PF25	66							
480-193838-26	PF26	68							
480-193838-27	PF27	69							
480-193838-28	PF28	63							
480-193838-29	PF29	63							
480-193838-30	PF30	88							
480-193838-31	PF31	81							
480-193838-32	PF32	83							
480-193838-33	PF33	81							
480-193838-34	PF34	86							
480-193838-35	PF35	77							
480-193838-36	PF36	78							
LCS 480-610609/2-A	Lab Control Sample	93							
LCS 480-610653/2-A	Lab Control Sample	84							
LCS 480-610684/2-A	Lab Control Sample	88							
MB 480-610609/1-A	Method Blank	84							
MB 480-610653/1-A	Method Blank	89							
MB 480-610684/1-A	Method Blank	65							

Surrogate Legend

OTPH = o-Terphenyl

Surrogate Summary

Client: Brydges Engineering in Environment & Energy DPC
Job ID: 480-193838-1
Project/Site: Pilgrim Village Family

Method: 8081B - Organochlorine Pesticides (GC)

Matrix: Solid **Prep Type: Total/NA**

		Percent Surrogate Recovery (Acceptance Limits)	
		DCBP2	TCX2
Lab Sample ID	Client Sample ID	(20-120)	(44-120)
LCS 480-610864/2-A	Lab Control Sample	75	88
LCS 480-611078/2-A	Lab Control Sample	57	84
LCSD 480-610864/3-A	Lab Control Sample Dup	77	94
LCSD 480-611078/3-A	Lab Control Sample Dup	61	82
MB 480-610864/1-A	Method Blank	80	91
MB 480-611078/1-A	Method Blank	62	90

Surrogate Legend

DCBP = DCB Decachlorobiphenyl

TCX = Tetrachloro-m-xylene

Method: 8081B - Organochlorine Pesticides (GC)

Matrix: Solid **Prep Type: Total/NA**

		Percent Surrogate Recovery (Acceptance Limits)	
		DCBP1	TCX1
Lab Sample ID	Client Sample ID	(20-120)	(44-120)
LCS 480-611409/2-A	Lab Control Sample	61	117
LCSD 480-611409/3-A	Lab Control Sample Dup	65	108
MB 480-611409/1-A	Method Blank	56	84

Surrogate Legend

DCBP = DCB Decachlorobiphenyl

TCX = Tetrachloro-m-xylene

Method: 8081B - Organochlorine Pesticides (GC)

Matrix: Solid **Prep Type: TCLP**

		Percent Surrogate Recovery (Acceptance Limits)	
		DCBP2	TCX2
Lab Sample ID	Client Sample ID	(20-120)	(44-120)
480-193838-1	PF1	77	89
480-193838-2	PF2	75	90
480-193838-3	PF3	68	77
480-193838-4	PF4	66	79
480-193838-5	PF5	89	107
480-193838-6	PF6	84	81
480-193838-7	PF7	75	86
480-193838-8	PF8	76	86
480-193838-9	PF9	91	83
480-193838-10	PF10	87	81
480-193838-11	PF11	79	80
480-193838-12	PF12	74	75
480-193838-13	PF13	87	83
480-193838-14	PF14	73	88
480-193838-15	PF15	88	90
480-193838-16	PF16	75	85
480-193838-17	PF17	78	86
480-193838-18	PF18	80	90
480-193838-19	PF19	83	86
480-193838-20	PF20	73	88
480-193838-21	PF21	85	84

Method: 8081B - Organochlorine Pesticides (GC) (Continued)

Matrix: Solid **Prep Type: TCLP**

Lab Sample ID	Client Sample ID	DCBP2 (20-120)	TCX2 (44-120)
480-193838-22	PF22	88	96
LB 480-610766/1-B	Method Blank	80	75
LB 480-610905/1-C	Method Blank	71	81

Percent Surrogate Recovery (Acceptance Limits)

Surrogate Legend

DCBP = DCB Decachlorobiphenyl

TCX = Tetrachloro-m-xylene

Method: 8081B - Organochlorine Pesticides (GC)

Matrix: Solid **Prep Type: TCLP**

Lab Sample ID	Client Sample ID	DCBP1 (20-120)	TCX1 (44-120)
480-193838-23	PF23	92	113
480-193838-24	PF24	91	120
480-193838-25	PF25	105	132 S1+
480-193838-26	PF26	86	136 S1+
480-193838-27	PF27	94	138 S1+
480-193838-28	PF28	90	114
480-193838-29	PF29	100	149 S1+
480-193838-30	PF30	99	110
480-193838-31	PF31	104	134 S1+
480-193838-32	PF32	115	170 S1+
480-193838-33	PF33	118	141 S1+
480-193838-34	PF34	112	126 S1+
480-193838-35	PF35	110	157 S1+
480-193838-36	PF36	113	147 S1+
LB 480-610936/1-E	Method Blank	84	125 S1+

Percent Surrogate Recovery (Acceptance Limits)

Surrogate Legend

DCBP = DCB Decachlorobiphenyl

TCX = Tetrachloro-m-xylene

Method: 8082A - Polychlorinated Biphenyls (PCBs) by Gas Chromatography

Matrix: Solid **Prep Type: Total/NA**

Lab Sample ID	Client Sample ID	DCBP2 (65-174)	TCX2 (60-154)
480-193838-1	PF1	160	139
480-193838-2	PF2	148	132
480-193838-3	PF3	138	123
480-193838-4	PF4	152	130
480-193838-5	PF5	158	133
480-193838-6	PF6	158	134
480-193838-7	PF7	153	133
480-193838-8	PF8	158	135
480-193838-9	PF9	151	132
480-193838-10	PF10	167	141
480-193838-11	PF11	159	138
LCS 480-610624/2-A	Lab Control Sample	173	153

Percent Surrogate Recovery (Acceptance Limits)

Surrogate Summary

Client: Brydges Engineering in Environment & Energy DPC
Job ID: 480-193838-1
Project/Site: Pilgrim Village Family

Method: 8082A - Polychlorinated Biphenyls (PCBs) by Gas Chromatography (Continued)

Matrix: Solid **Prep Type: Total/NA**

		Percent Surrogate Recovery (Acceptance Limits)	
Lab Sample ID	Client Sample ID	DCBP2 (65-174)	TCX2 (60-154)
MB 480-610624/1-A	Method Blank	163	143

Surrogate Legend

DCBP = DCB Decachlorobiphenyl

TCX = Tetrachloro-m-xylene

Method: 8082A - Polychlorinated Biphenyls (PCBs) by Gas Chromatography

Matrix: Solid **Prep Type: Total/NA**

		Percent Surrogate Recovery (Acceptance Limits)	
Lab Sample ID	Client Sample ID	DCBP1 (65-174)	TCX1 (60-154)
480-193838-12	PF12	126	117
480-193838-13	PF13	126	125
480-193838-14	PF14	132	125
480-193838-15	PF15	103	98
480-193838-15 MS	PF15	134	121
480-193838-15 MSD	PF15	151	135
480-193838-16	PF16	133	124
480-193838-17	PF17	138	130
480-193838-18	PF18	115	111
480-193838-19	PF19	109	107
480-193838-20	PF20	129	126
480-193838-21	PF21	129	126
480-193838-22	PF22	127	117
480-193838-23	PF23	137	128
480-193838-24	PF24	129	123
480-193838-25	PF25	138	130
480-193838-26	PF26	145	136
480-193838-27	PF27	139	131
480-193838-28	PF28	126	122
480-193838-29	PF29	141	130
480-193838-30	PF30	140	129
480-193838-31	PF31	145	137
480-193838-32	PF32	110	105
480-193838-33	PF33	110	100
480-193838-34	PF34	122	109
480-193838-35	PF35	113	102
480-193838-36	PF36	113	103
LCS 480-610615/2-A	Lab Control Sample	162	130
LCS 480-610681/2-A	Lab Control Sample	134	129
MB 480-610615/1-A	Method Blank	119	114
MB 480-610681/1-A	Method Blank	114	102

Surrogate Legend

DCBP = DCB Decachlorobiphenyl

TCX = Tetrachloro-m-xylene

Surrogate Summary

Client: Brydges Engineering in Environment & Energy DPC
Job ID: 480-193838-1
Project/Site: Pilgrim Village Family

Method: 8151 - TCLP Herbicides

Matrix: Solid **Prep Type: Total/NA**

Lab Sample ID	Client Sample ID	DCPAA1 (48-132)
LCS 480-610943/2-A	Lab Control Sample	74
LCS 480-611079/2-A	Lab Control Sample	77
LCS 480-611340/2-A	Lab Control Sample	82
LCSD 480-610943/3-A	Lab Control Sample Dup	158 S1+
LCSD 480-611079/3-A	Lab Control Sample Dup	69
LCSD 480-611340/3-A	Lab Control Sample Dup	77
MB 480-610943/1-A	Method Blank	83
MB 480-611079/1-A	Method Blank	74
MB 480-611340/1-A	Method Blank	81

Percent Surrogate Recovery (Acceptance Limits)

Surrogate Legend

DCPAA = 2,4-Dichlorophenylacetic acid

Method: 8151 - TCLP Herbicides

Matrix: Solid **Prep Type: TCLP**

Lab Sample ID	Client Sample ID	DCPAA1 (48-132)
480-193838-1	PF1	12 S1-
480-193838-2	PF2	14 S1-
480-193838-3	PF3	10 S1-
480-193838-4	PF4	13 S1-
480-193838-5	PF5	20 S1-
480-193838-6	PF6	12 S1-
480-193838-7	PF7	12 S1-
480-193838-8	PF8	10 S1-
480-193838-9	PF9	10 S1-
480-193838-10	PF10	6 S1-
480-193838-11	PF11	12 S1-
480-193838-12	PF12	15 S1-
480-193838-13	PF13	11 S1-
480-193838-14	PF14	7 S1-
480-193838-15	PF15	8 S1-
480-193838-16	PF16	5 S1-
480-193838-17	PF17	14 S1-
480-193838-18	PF18	14 S1-
480-193838-19	PF19	14 S1-
480-193838-20	PF20	5 S1-
480-193838-21	PF21	15 S1-
480-193838-22	PF22	8 S1-
480-193838-23	PF23	16 S1-
480-193838-24	PF24	9 S1-
480-193838-25	PF25	8 S1-
480-193838-26	PF26	11 S1-
480-193838-27	PF27	19 S1-
480-193838-28	PF28	6 S1-
480-193838-29	PF29	4 S1-
480-193838-30	PF30	16 S1-
480-193838-31	PF31	6 S1-
480-193838-32	PF32	11 S1-

Percent Surrogate Recovery (Acceptance Limits)

Surrogate Summary

Client: Brydges Engineering in Environment & Energy DPC
Job ID: 480-193838-1
Project/Site: Pilgrim Village Family

Method: 8151 - TCLP Herbicides (Continued)

Matrix: Solid **Prep Type: TCLP**

		Percent Surrogate Recovery (Acceptance Limits)							
Lab Sample ID	**Client Sample ID**	**DCPAA1 (48-132)**							
480-193838-33	PF33	12 S1-							
480-193838-34	PF34	10 S1-							
480-193838-35	PF35	13 S1-							
480-193838-36	PF36	19 S1-							
LB 480-610766/1-F	Method Blank	10 S1-							
LB 480-610905/1-D	Method Blank	14 S1-							
LB 480-610936/1-C	Method Blank	8 S1-							

Surrogate Legend

DCPAA = 2,4-Dichlorophenylacetic acid

Method: 8260C - TCLP Volatiles

Lab Sample ID: MB 480-610929/8
Matrix: Solid
Analysis Batch: 610929

Client Sample ID: Method Blank
Prep Type: Total/NA

Analyte	MB Result	MB Qualifier	RL	MDL	Unit	D	Prepared	Analyzed	Dil Fac
1,1-Dichloroethene	0.0010	U	0.0010	0.00029	mg/L			01/06/22 11:02	1
1,2-Dichloroethane	0.0010	U	0.0010	0.00021	mg/L			01/06/22 11:02	1
2-Butanone (MEK)	0.0050	U	0.0050	0.0013	mg/L			01/06/22 11:02	1
Benzene	0.0010	U	0.0010	0.00041	mg/L			01/06/22 11:02	1
Carbon tetrachloride	0.0010	U	0.0010	0.00027	mg/L			01/06/22 11:02	1
Chlorobenzene	0.0010	U	0.0010	0.00075	mg/L			01/06/22 11:02	1
Chloroform	0.0010	U	0.0010	0.00034	mg/L			01/06/22 11:02	1
Tetrachloroethene	0.0010	U	0.0010	0.00036	mg/L			01/06/22 11:02	1
Trichloroethene	0.0010	U	0.0010	0.00046	mg/L			01/06/22 11:02	1
Vinyl chloride	0.0010	U	0.0010	0.00090	mg/L			01/06/22 11:02	1

Surrogate	*MB %Recovery*	*MB Qualifier*	*Limits*	*Prepared*	*Analyzed*	*Dil Fac*
1,2-Dichloroethane-d4 (Surr)	*103*		*77 - 120*		*01/06/22 11:02*	*1*
4-Bromofluorobenzene (Surr)	*103*		*73 - 120*		*01/06/22 11:02*	*1*
Dibromofluoromethane (Surr)	*102*		*75 - 123*		*01/06/22 11:02*	*1*
Toluene-d8 (Surr)	*98*		*80 - 120*		*01/06/22 11:02*	*1*

Lab Sample ID: LCS 480-610929/6
Matrix: Solid
Analysis Batch: 610929

Client Sample ID: Lab Control Sample
Prep Type: Total/NA

Analyte	Spike Added	LCS Result	LCS Qualifier	Unit	D	%Rec	%Rec. Limits
1,1-Dichloroethene	0.0250	0.0266		mg/L		106	66 - 127
1,2-Dichloroethane	0.0250	0.0239		mg/L		95	75 - 120
2-Butanone (MEK)	0.125	0.116		mg/L		92	57 - 140
Benzene	0.0250	0.0249		mg/L		100	71 - 124
Carbon tetrachloride	0.0250	0.0277		mg/L		111	72 - 134
Chlorobenzene	0.0250	0.0249		mg/L		100	80 - 120
Chloroform	0.0250	0.0246		mg/L		98	73 - 127
Tetrachloroethene	0.0250	0.0267		mg/L		107	74 - 122
Trichloroethene	0.0250	0.0260		mg/L		104	74 - 123
Vinyl chloride	0.0250	0.0232		mg/L		93	65 - 133

Surrogate	*LCS %Recovery*	*LCS Qualifier*	*Limits*
1,2-Dichloroethane-d4 (Surr)	*99*		*77 - 120*
4-Bromofluorobenzene (Surr)	*101*		*73 - 120*
Dibromofluoromethane (Surr)	*100*		*75 - 123*
Toluene-d8 (Surr)	*101*		*80 - 120*

Lab Sample ID: MB 480-611172/8
Matrix: Solid
Analysis Batch: 611172

Client Sample ID: Method Blank
Prep Type: Total/NA

Analyte	MB Result	MB Qualifier	RL	MDL	Unit	D	Prepared	Analyzed	Dil Fac
1,1-Dichloroethene	0.0010	U	0.0010	0.00029	mg/L			01/10/22 11:33	1
1,2-Dichloroethane	0.0010	U	0.0010	0.00021	mg/L			01/10/22 11:33	1
2-Butanone (MEK)	0.0050	U	0.0050	0.0013	mg/L			01/10/22 11:33	1
Benzene	0.0010	U	0.0010	0.00041	mg/L			01/10/22 11:33	1

Method: 8260C - TCLP Volatiles (Continued)

Lab Sample ID: MB 480-611172/8
Matrix: Solid
Analysis Batch: 611172

Client Sample ID: Method Blank
Prep Type: Total/NA

Analyte	MB Result	MB Qualifier	RL	MDL	Unit	D	Prepared	Analyzed	Dil Fac
Carbon tetrachloride	0.0010	U	0.0010	0.00027	mg/L			01/10/22 11:33	1
Chlorobenzene	0.0010	U	0.0010	0.00075	mg/L			01/10/22 11:33	1
Chloroform	0.0010	U	0.0010	0.00034	mg/L			01/10/22 11:33	1
Tetrachloroethene	0.0010	U	0.0010	0.00036	mg/L			01/10/22 11:33	1
Trichloroethene	0.0010	U	0.0010	0.00046	mg/L			01/10/22 11:33	1
Vinyl chloride	0.0010	U	0.0010	0.00090	mg/L			01/10/22 11:33	1

Surrogate	*MB %Recovery*	*MB Qualifier*	*Limits*	*Prepared*	*Analyzed*	*Dil Fac*
1,2-Dichloroethane-d4 (Surr)	*101*		*77 - 120*		*01/10/22 11:33*	*1*
4-Bromofluorobenzene (Surr)	*99*		*73 - 120*		*01/10/22 11:33*	*1*
Dibromofluoromethane (Surr)	*104*		*75 - 123*		*01/10/22 11:33*	*1*
Toluene-d8 (Surr)	*98*		*80 - 120*		*01/10/22 11:33*	*1*

Lab Sample ID: LCS 480-611172/6
Matrix: Solid
Analysis Batch: 611172

Client Sample ID: Lab Control Sample
Prep Type: Total/NA

Analyte	Spike Added	LCS Result	LCS Qualifier	Unit	D	%Rec	%Rec. Limits
1,1-Dichloroethene	0.0250	0.0244		mg/L		98	66 - 127
1,2-Dichloroethane	0.0250	0.0221		mg/L		88	75 - 120
2-Butanone (MEK)	0.125	0.103		mg/L		83	57 - 140
Benzene	0.0250	0.0229		mg/L		92	71 - 124
Carbon tetrachloride	0.0250	0.0248		mg/L		99	72 - 134
Chlorobenzene	0.0250	0.0227		mg/L		91	80 - 120
Chloroform	0.0250	0.0223		mg/L		89	73 - 127
Tetrachloroethene	0.0250	0.0240		mg/L		96	74 - 122
Trichloroethene	0.0250	0.0239		mg/L		96	74 - 123
Vinyl chloride	0.0250	0.0226		mg/L		91	65 - 133

Surrogate	*LCS %Recovery*	*LCS Qualifier*	*Limits*
1,2-Dichloroethane-d4 (Surr)	*101*		*77 - 120*
4-Bromofluorobenzene (Surr)	*104*		*73 - 120*
Dibromofluoromethane (Surr)	*105*		*75 - 123*
Toluene-d8 (Surr)	*101*		*80 - 120*

Lab Sample ID: MB 480-611306/7
Matrix: Solid
Analysis Batch: 611306

Client Sample ID: Method Blank
Prep Type: Total/NA

Analyte	MB Result	MB Qualifier	RL	MDL	Unit	D	Prepared	Analyzed	Dil Fac
1,1-Dichloroethene	0.0010	U	0.0010	0.00029	mg/L			01/11/22 10:45	1
1,2-Dichloroethane	0.0010	U	0.0010	0.00021	mg/L			01/11/22 10:45	1
2-Butanone (MEK)	0.0050	U	0.0050	0.0013	mg/L			01/11/22 10:45	1
Benzene	0.0010	U	0.0010	0.00041	mg/L			01/11/22 10:45	1
Carbon tetrachloride	0.0010	U	0.0010	0.00027	mg/L			01/11/22 10:45	1
Chlorobenzene	0.0010	U	0.0010	0.00075	mg/L			01/11/22 10:45	1
Chloroform	0.0010	U	0.0010	0.00034	mg/L			01/11/22 10:45	1
Tetrachloroethene	0.0010	U	0.0010	0.00036	mg/L			01/11/22 10:45	1

Method: 8260C - TCLP Volatiles (Continued)

Lab Sample ID: MB 480-611306/7
Matrix: Solid
Analysis Batch: 611306

Client Sample ID: Method Blank
Prep Type: Total/NA

Analyte	MB Result	MB Qualifier	RL	MDL	Unit	D	Prepared	Analyzed	Dil Fac
Trichloroethene	0.0010	U	0.0010	0.00046	mg/L			01/11/22 10:45	1
Vinyl chloride	0.0010	U	0.0010	0.00090	mg/L			01/11/22 10:45	1

Surrogate	*MB %Recovery*	*MB Qualifier*	*Limits*	*Prepared*	*Analyzed*	*Dil Fac*
1,2-Dichloroethane-d4 (Surr)	*105*		*77 - 120*		*01/11/22 10:45*	*1*
4-Bromofluorobenzene (Surr)	*107*		*73 - 120*		*01/11/22 10:45*	*1*
Dibromofluoromethane (Surr)	*108*		*75 - 123*		*01/11/22 10:45*	*1*
Toluene-d8 (Surr)	*102*		*80 - 120*		*01/11/22 10:45*	*1*

Lab Sample ID: LCS 480-611306/5
Matrix: Solid
Analysis Batch: 611306

Client Sample ID: Lab Control Sample
Prep Type: Total/NA

Analyte	Spike Added	LCS Result	LCS Qualifier	Unit	D	%Rec	%Rec. Limits
1,1-Dichloroethene	0.0250	0.0248		mg/L		99	66 - 127
1,2-Dichloroethane	0.0250	0.0246		mg/L		98	75 - 120
2-Butanone (MEK)	0.125	0.119		mg/L		95	57 - 140
Benzene	0.0250	0.0247		mg/L		99	71 - 124
Carbon tetrachloride	0.0250	0.0281		mg/L		112	72 - 134
Chlorobenzene	0.0250	0.0247		mg/L		99	80 - 120
Chloroform	0.0250	0.0248		mg/L		99	73 - 127
Tetrachloroethene	0.0250	0.0247		mg/L		99	74 - 122
Trichloroethene	0.0250	0.0252		mg/L		101	74 - 123
Vinyl chloride	0.0250	0.0258		mg/L		103	65 - 133

Surrogate	*LCS %Recovery*	*LCS Qualifier*	*Limits*
1,2-Dichloroethane-d4 (Surr)	*102*		*77 - 120*
4-Bromofluorobenzene (Surr)	*108*		*73 - 120*
Dibromofluoromethane (Surr)	*107*		*75 - 123*
Toluene-d8 (Surr)	*98*		*80 - 120*

Lab Sample ID: MB 480-611328/7
Matrix: Solid
Analysis Batch: 611328

Client Sample ID: Method Blank
Prep Type: Total/NA

Analyte	MB Result	MB Qualifier	RL	MDL	Unit	D	Prepared	Analyzed	Dil Fac
1,1-Dichloroethene	0.0010	U	0.0010	0.00029	mg/L			01/11/22 12:47	1
1,2-Dichloroethane	0.0010	U	0.0010	0.00021	mg/L			01/11/22 12:47	1
2-Butanone (MEK)	0.0050	U	0.0050	0.0013	mg/L			01/11/22 12:47	1
Benzene	0.0010	U	0.0010	0.00041	mg/L			01/11/22 12:47	1
Carbon tetrachloride	0.0010	U	0.0010	0.00027	mg/L			01/11/22 12:47	1
Chlorobenzene	0.0010	U	0.0010	0.00075	mg/L			01/11/22 12:47	1
Chloroform	0.0010	U	0.0010	0.00034	mg/L			01/11/22 12:47	1
Tetrachloroethene	0.0010	U	0.0010	0.00036	mg/L			01/11/22 12:47	1
Trichloroethene	0.0010	U	0.0010	0.00046	mg/L			01/11/22 12:47	1
Vinyl chloride	0.0010	U	0.0010	0.00090	mg/L			01/11/22 12:47	1

Method: 8260C - TCLP Volatiles (Continued)

Lab Sample ID: MB 480-611328/7
Matrix: Solid
Analysis Batch: 611328

Client Sample ID: Method Blank
Prep Type: Total/NA

Surrogate	MB %Recovery	MB Qualifier	Limits	Prepared	Analyzed	Dil Fac
1,2-Dichloroethane-d4 (Surr)	106		77 - 120		01/11/22 12:47	1
4-Bromofluorobenzene (Surr)	101		73 - 120		01/11/22 12:47	1
Dibromofluoromethane (Surr)	100		75 - 123		01/11/22 12:47	1
Toluene-d8 (Surr)	99		80 - 120		01/11/22 12:47	1

Lab Sample ID: LCS 480-611328/5
Matrix: Solid
Analysis Batch: 611328

Client Sample ID: Lab Control Sample
Prep Type: Total/NA

Analyte	Spike Added	LCS Result	LCS Qualifier	Unit	D	%Rec	%Rec. Limits
1,1-Dichloroethene	0.0250	0.0176		mg/L		70	66 - 127
1,2-Dichloroethane	0.0250	0.0254		mg/L		102	75 - 120
2-Butanone (MEK)	0.125	0.115		mg/L		92	57 - 140
Benzene	0.0250	0.0257		mg/L		103	71 - 124
Carbon tetrachloride	0.0250	0.0266		mg/L		107	72 - 134
Chlorobenzene	0.0250	0.0259		mg/L		104	80 - 120
Chloroform	0.0250	0.0256		mg/L		102	73 - 127
Tetrachloroethene	0.0250	0.0273		mg/L		109	74 - 122
Trichloroethene	0.0250	0.0268		mg/L		107	74 - 123
Vinyl chloride	0.0250	0.0272		mg/L		109	65 - 133

Surrogate	LCS %Recovery	LCS Qualifier	Limits
1,2-Dichloroethane-d4 (Surr)	100		77 - 120
4-Bromofluorobenzene (Surr)	99		73 - 120
Dibromofluoromethane (Surr)	99		75 - 123
Toluene-d8 (Surr)	98		80 - 120

Lab Sample ID: LB 480-610787/1-A
Matrix: Solid
Analysis Batch: 610929

Client Sample ID: Method Blank
Prep Type: TCLP

Analyte	LB Result	LB Qualifier	RL	MDL	Unit	D	Prepared	Analyzed	Dil Fac
1,1-Dichloroethene	0.010	U	0.010	0.0029	mg/L			01/06/22 12:12	10
1,2-Dichloroethane	0.010	U	0.010	0.0021	mg/L			01/06/22 12:12	10
2-Butanone (MEK)	0.050	U	0.050	0.013	mg/L			01/06/22 12:12	10
Benzene	0.010	U	0.010	0.0041	mg/L			01/06/22 12:12	10
Carbon tetrachloride	0.010	U	0.010	0.0027	mg/L			01/06/22 12:12	10
Chlorobenzene	0.010	U	0.010	0.0075	mg/L			01/06/22 12:12	10
Chloroform	0.010	U	0.010	0.0034	mg/L			01/06/22 12:12	10
Tetrachloroethene	0.010	U	0.010	0.0036	mg/L			01/06/22 12:12	10
Trichloroethene	0.010	U	0.010	0.0046	mg/L			01/06/22 12:12	10
Vinyl chloride	0.010	U	0.010	0.0090	mg/L			01/06/22 12:12	10

Surrogate	LB %Recovery	LB Qualifier	Limits	Prepared	Analyzed	Dil Fac
1,2-Dichloroethane-d4 (Surr)	102		77 - 120		01/06/22 12:12	10
4-Bromofluorobenzene (Surr)	100		73 - 120		01/06/22 12:12	10
Dibromofluoromethane (Surr)	99		75 - 123		01/06/22 12:12	10
Toluene-d8 (Surr)	102		80 - 120		01/06/22 12:12	10

Method: 8260C - TCLP Volatiles

Lab Sample ID: LB 480-610945/1-A
Matrix: Solid
Analysis Batch: 611172

Client Sample ID: Method Blank
Prep Type: TCLP

Analyte	LB Result	LB Qualifier	RL	MDL	Unit	D	Prepared	Analyzed	Dil Fac
1,1-Dichloroethene	0.010	U	0.010	0.0029	mg/L			01/10/22 11:55	10
1,2-Dichloroethane	0.010	U	0.010	0.0021	mg/L			01/10/22 11:55	10
2-Butanone (MEK)	0.050	U	0.050	0.013	mg/L			01/10/22 11:55	10
Benzene	0.010	U	0.010	0.0041	mg/L			01/10/22 11:55	10
Carbon tetrachloride	0.010	U	0.010	0.0027	mg/L			01/10/22 11:55	10
Chlorobenzene	0.010	U	0.010	0.0075	mg/L			01/10/22 11:55	10
Chloroform	0.010	U	0.010	0.0034	mg/L			01/10/22 11:55	10
Tetrachloroethene	0.010	U	0.010	0.0036	mg/L			01/10/22 11:55	10
Trichloroethene	0.010	U	0.010	0.0046	mg/L			01/10/22 11:55	10
Vinyl chloride	0.010	U	0.010	0.0090	mg/L			01/10/22 11:55	10

Surrogate	*LB %Recovery*	*LB Qualifier*	*Limits*	*Prepared*	*Analyzed*	*Dil Fac*
1,2-Dichloroethane-d4 (Surr)	*105*		*77 - 120*		*01/10/22 11:55*	*10*
4-Bromofluorobenzene (Surr)	*104*		*73 - 120*		*01/10/22 11:55*	*10*
Dibromofluoromethane (Surr)	*108*		*75 - 123*		*01/10/22 11:55*	*10*
Toluene-d8 (Surr)	*101*		*80 - 120*		*01/10/22 11:55*	*10*

Lab Sample ID: LB 480-611186/1-A
Matrix: Solid
Analysis Batch: 611328

Client Sample ID: Method Blank
Prep Type: TCLP

Analyte	LB Result	LB Qualifier	RL	MDL	Unit	D	Prepared	Analyzed	Dil Fac
1,1-Dichloroethene	0.010	U	0.010	0.0029	mg/L			01/11/22 15:00	10
1,2-Dichloroethane	0.010	U	0.010	0.0021	mg/L			01/11/22 15:00	10
2-Butanone (MEK)	0.050	U	0.050	0.013	mg/L			01/11/22 15:00	10
Benzene	0.010	U	0.010	0.0041	mg/L			01/11/22 15:00	10
Carbon tetrachloride	0.010	U	0.010	0.0027	mg/L			01/11/22 15:00	10
Chlorobenzene	0.010	U	0.010	0.0075	mg/L			01/11/22 15:00	10
Chloroform	0.010	U	0.010	0.0034	mg/L			01/11/22 15:00	10
Tetrachloroethene	0.010	U	0.010	0.0036	mg/L			01/11/22 15:00	10
Trichloroethene	0.010	U	0.010	0.0046	mg/L			01/11/22 15:00	10
Vinyl chloride	0.010	U	0.010	0.0090	mg/L			01/11/22 15:00	10

Surrogate	*LB %Recovery*	*LB Qualifier*	*Limits*	*Prepared*	*Analyzed*	*Dil Fac*
1,2-Dichloroethane-d4 (Surr)	*103*		*77 - 120*		*01/11/22 15:00*	*10*
4-Bromofluorobenzene (Surr)	*103*		*73 - 120*		*01/11/22 15:00*	*10*
Dibromofluoromethane (Surr)	*104*		*75 - 123*		*01/11/22 15:00*	*10*
Toluene-d8 (Surr)	*99*		*80 - 120*		*01/11/22 15:00*	*10*

Method: 8270D - Semivolatile Organic Compounds (GC/MS)

Lab Sample ID: MB 480-610890/1-A
Matrix: Solid
Analysis Batch: 610941

Client Sample ID: Method Blank
Prep Type: Total/NA
Prep Batch: 610890

Analyte	MB Result	MB Qualifier	RL	MDL	Unit	D	Prepared	Analyzed	Dil Fac
1,4-Dichlorobenzene	0.010	U	0.010	0.00045	mg/L		01/05/22 14:39	01/06/22 12:59	1
2,4,5-Trichlorophenol	0.0050	U	0.0050	0.00048	mg/L		01/05/22 14:39	01/06/22 12:59	1

Method: 8270D - Semivolatile Organic Compounds (GC/MS) (Continued)

Lab Sample ID: MB 480-610890/1-A
Matrix: Solid
Analysis Batch: 610941

Client Sample ID: Method Blank
Prep Type: Total/NA
Prep Batch: 610890

Analyte	MB Result	MB Qualifier	RL	MDL	Unit	D	Prepared	Analyzed	Dil Fac
2,4,6-Trichlorophenol	0.0050	U	0.0050	0.00060	mg/L		01/05/22 14:39	01/06/22 12:59	1
2,4-Dinitrotoluene	0.0050	U	0.0050	0.00043	mg/L		01/05/22 14:39	01/06/22 12:59	1
2-Methylphenol	0.0050	U	0.0050	0.00040	mg/L		01/05/22 14:39	01/06/22 12:59	1
3-Methylphenol	0.010	U	0.010	0.00040	mg/L		01/05/22 14:39	01/06/22 12:59	1
4-Methylphenol	0.010	U	0.010	0.00035	mg/L		01/05/22 14:39	01/06/22 12:59	1
Hexachlorobenzene	0.0050	U	0.0050	0.00050	mg/L		01/05/22 14:39	01/06/22 12:59	1
Hexachlorobutadiene	0.0050	U	0.0050	0.00068	mg/L		01/05/22 14:39	01/06/22 12:59	1
Hexachloroethane	0.0050	U	0.0050	0.00058	mg/L		01/05/22 14:39	01/06/22 12:59	1
Nitrobenzene	0.0050	U	0.0050	0.00028	mg/L		01/05/22 14:39	01/06/22 12:59	1
Pentachlorophenol	0.010	U	0.010	0.0022	mg/L		01/05/22 14:39	01/06/22 12:59	1
Pyridine	0.025	U	0.025	0.00040	mg/L		01/05/22 14:39	01/06/22 12:59	1

Surrogate	*MB %Recovery*	*MB Qualifier*	*Limits*	*Prepared*	*Analyzed*	*Dil Fac*
2,4,6-Tribromophenol (Surr)	*87*		*41 - 120*	*01/05/22 14:39*	*01/06/22 12:59*	*1*
2-Fluorobiphenyl (Surr)	*81*		*48 - 120*	*01/05/22 14:39*	*01/06/22 12:59*	*1*
2-Fluorophenol (Surr)	*38*		*35 - 120*	*01/05/22 14:39*	*01/06/22 12:59*	*1*
Nitrobenzene-d5 (Surr)	*69*		*46 - 120*	*01/05/22 14:39*	*01/06/22 12:59*	*1*
Phenol-d5 (Surr)	*26*		*22 - 120*	*01/05/22 14:39*	*01/06/22 12:59*	*1*
p-Terphenyl-d14 (Surr)	*104*		*60 - 148*	*01/05/22 14:39*	*01/06/22 12:59*	*1*

Lab Sample ID: LCS 480-610890/2-A
Matrix: Solid
Analysis Batch: 610941

Client Sample ID: Lab Control Sample
Prep Type: Total/NA
Prep Batch: 610890

Analyte	Spike Added	LCS Result	LCS Qualifier	Unit	D	%Rec	%Rec. Limits
1,4-Dichlorobenzene	0.0500	0.0398		mg/L		80	51 - 120
2,4,5-Trichlorophenol	0.0500	0.0497		mg/L		99	65 - 126
2,4,6-Trichlorophenol	0.0500	0.0506		mg/L		101	64 - 120
2,4-Dinitrotoluene	0.0500	0.0545		mg/L		109	69 - 120
2-Methylphenol	0.0500	0.0392		mg/L		78	39 - 120
3-Methylphenol	0.0500	0.0372		mg/L		74	39 - 120
4-Methylphenol	0.0500	0.0372		mg/L		74	29 - 131
Hexachlorobenzene	0.0500	0.0522		mg/L		104	61 - 120
Hexachlorobutadiene	0.0500	0.0446		mg/L		89	35 - 120
Hexachloroethane	0.0500	0.0366		mg/L		73	43 - 120
Nitrobenzene	0.0500	0.0417		mg/L		83	53 - 123
Pentachlorophenol	0.100	0.107		mg/L		107	29 - 136
Pyridine	0.100	0.0316		mg/L		32	10 - 120

Surrogate	*LCS %Recovery*	*LCS Qualifier*	*Limits*
2,4,6-Tribromophenol (Surr)	*108*		*41 - 120*
2-Fluorobiphenyl (Surr)	*95*		*48 - 120*
2-Fluorophenol (Surr)	*44*		*35 - 120*
Nitrobenzene-d5 (Surr)	*82*		*46 - 120*
Phenol-d5 (Surr)	*33*		*22 - 120*
p-Terphenyl-d14 (Surr)	*105*		*60 - 148*

Method: 8270D - Semivolatile Organic Compounds (GC/MS) (Continued)

Lab Sample ID: LCSD 480-610890/3-A
Matrix: Solid
Analysis Batch: 610941

Client Sample ID: Lab Control Sample Dup
Prep Type: Total/NA
Prep Batch: 610890

Analyte	Spike Added	LCSD Result	LCSD Qualifier	Unit	D	%Rec	%Rec. Limits	RPD	RPD Limit
1,4-Dichlorobenzene	0.0500	0.0333		mg/L		67	51 - 120	18	36
2,4,5-Trichlorophenol	0.0500	0.0488		mg/L		98	65 - 126	2	18
2,4,6-Trichlorophenol	0.0500	0.0464		mg/L		93	64 - 120	9	19
2,4-Dinitrotoluene	0.0500	0.0545		mg/L		109	69 - 120	0	20
2-Methylphenol	0.0500	0.0330		mg/L		66	39 - 120	17	27
3-Methylphenol	0.0500	0.0312		mg/L		62	39 - 120	18	30
4-Methylphenol	0.0500	0.0312		mg/L		62	29 - 131	18	24
Hexachlorobenzene	0.0500	0.0509		mg/L		102	61 - 120	3	15
Hexachlorobutadiene	0.0500	0.0373		mg/L		75	35 - 120	18	44
Hexachloroethane	0.0500	0.0318		mg/L		64	43 - 120	14	46
Nitrobenzene	0.0500	0.0357		mg/L		71	53 - 123	16	24
Pentachlorophenol	0.100	0.111		mg/L		111	29 - 136	3	37
Pyridine	0.100	0.0404		mg/L		40	10 - 120	24	49

Surrogate	*LCSD %Recovery*	*LCSD Qualifier*	*Limits*
2,4,6-Tribromophenol (Surr)	*109*		*41 - 120*
2-Fluorobiphenyl (Surr)	*84*		*48 - 120*
2-Fluorophenol (Surr)	*38*		*35 - 120*
Nitrobenzene-d5 (Surr)	*70*		*46 - 120*
Phenol-d5 (Surr)	*28*		*22 - 120*
p-Terphenyl-d14 (Surr)	*102*		*60 - 148*

Lab Sample ID: MB 480-611108/1-A
Matrix: Solid
Analysis Batch: 611227

Client Sample ID: Method Blank
Prep Type: Total/NA
Prep Batch: 611108

Analyte	MB Result	MB Qualifier	RL	MDL	Unit	D	Prepared	Analyzed	Dil Fac
1,4-Dichlorobenzene	0.010	U	0.010	0.00045	mg/L		01/07/22 14:55	01/10/22 14:07	1
2,4,5-Trichlorophenol	0.0050	U	0.0050	0.00048	mg/L		01/07/22 14:55	01/10/22 14:07	1
2,4,6-Trichlorophenol	0.0050	U	0.0050	0.00060	mg/L		01/07/22 14:55	01/10/22 14:07	1
2,4-Dinitrotoluene	0.0050	U	0.0050	0.00043	mg/L		01/07/22 14:55	01/10/22 14:07	1
2-Methylphenol	0.0050	U	0.0050	0.00040	mg/L		01/07/22 14:55	01/10/22 14:07	1
3-Methylphenol	0.010	U	0.010	0.00040	mg/L		01/07/22 14:55	01/10/22 14:07	1
4-Methylphenol	0.010	U	0.010	0.00035	mg/L		01/07/22 14:55	01/10/22 14:07	1
Hexachlorobenzene	0.0050	U	0.0050	0.00050	mg/L		01/07/22 14:55	01/10/22 14:07	1
Hexachlorobutadiene	0.0050	U	0.0050	0.00068	mg/L		01/07/22 14:55	01/10/22 14:07	1
Hexachloroethane	0.0050	U	0.0050	0.00058	mg/L		01/07/22 14:55	01/10/22 14:07	1
Nitrobenzene	0.0050	U	0.0050	0.00028	mg/L		01/07/22 14:55	01/10/22 14:07	1
Pentachlorophenol	0.010	U	0.010	0.0022	mg/L		01/07/22 14:55	01/10/22 14:07	1
Pyridine	0.025	U	0.025	0.00040	mg/L		01/07/22 14:55	01/10/22 14:07	1

Surrogate	*MB %Recovery*	*MB Qualifier*	*Limits*	*Prepared*	*Analyzed*	*Dil Fac*
2,4,6-Tribromophenol (Surr)	*72*		*41 - 120*	*01/07/22 14:55*	*01/10/22 14:07*	*1*
2-Fluorobiphenyl (Surr)	*81*		*48 - 120*	*01/07/22 14:55*	*01/10/22 14:07*	*1*
2-Fluorophenol (Surr)	*40*		*35 - 120*	*01/07/22 14:55*	*01/10/22 14:07*	*1*
Nitrobenzene-d5 (Surr)	*75*		*46 - 120*	*01/07/22 14:55*	*01/10/22 14:07*	*1*
Phenol-d5 (Surr)	*28*		*22 - 120*	*01/07/22 14:55*	*01/10/22 14:07*	*1*
p-Terphenyl-d14 (Surr)	*105*		*60 - 148*	*01/07/22 14:55*	*01/10/22 14:07*	*1*

Method: 8270D - Semivolatile Organic Compounds (GC/MS)

Lab Sample ID: LCS 480-611108/2-A
Matrix: Solid
Analysis Batch: 611227

Client Sample ID: Lab Control Sample
Prep Type: Total/NA
Prep Batch: 611108

Analyte	Spike Added	LCS Result	LCS Qualifier	Unit	D	%Rec	%Rec. Limits
1,4-Dichlorobenzene	0.0500	0.0378		mg/L		76	51 - 120
2,4,5-Trichlorophenol	0.0500	0.0514		mg/L		103	65 - 126
2,4,6-Trichlorophenol	0.0500	0.0494		mg/L		99	64 - 120
2,4-Dinitrotoluene	0.0500	0.0551		mg/L		110	69 - 120
2-Methylphenol	0.0500	0.0387		mg/L		77	39 - 120
3-Methylphenol	0.0500	0.0360		mg/L		72	39 - 120
4-Methylphenol	0.0500	0.0360		mg/L		72	29 - 131
Hexachlorobenzene	0.0500	0.0516		mg/L		103	61 - 120
Hexachlorobutadiene	0.0500	0.0430		mg/L		86	35 - 120
Hexachloroethane	0.0500	0.0391		mg/L		78	43 - 120
Nitrobenzene	0.0500	0.0464		mg/L		93	53 - 123
Pentachlorophenol	0.100	0.119		mg/L		119	29 - 136
Pyridine	0.100	0.0297		mg/L		30	10 - 120

Surrogate	*LCS %Recovery*	*LCS Qualifier*	*Limits*
2,4,6-Tribromophenol (Surr)	*108*		*41 - 120*
2-Fluorobiphenyl (Surr)	*97*		*48 - 120*
2-Fluorophenol (Surr)	*50*		*35 - 120*
Nitrobenzene-d5 (Surr)	*90*		*46 - 120*
Phenol-d5 (Surr)	*35*		*22 - 120*
p-Terphenyl-d14 (Surr)	*108*		*60 - 148*

Lab Sample ID: LCSD 480-611108/3-A
Matrix: Solid
Analysis Batch: 611227

Client Sample ID: Lab Control Sample Dup
Prep Type: Total/NA
Prep Batch: 611108

Analyte	Spike Added	LCSD Result	LCSD Qualifier	Unit	D	%Rec	%Rec. Limits	RPD	RPD Limit
1,4-Dichlorobenzene	0.0500	0.0364		mg/L		73	51 - 120	4	36
2,4,5-Trichlorophenol	0.0500	0.0480		mg/L		96	65 - 126	7	18
2,4,6-Trichlorophenol	0.0500	0.0484		mg/L		97	64 - 120	2	19
2,4-Dinitrotoluene	0.0500	0.0536		mg/L		107	69 - 120	3	20
2-Methylphenol	0.0500	0.0367		mg/L		73	39 - 120	5	27
3-Methylphenol	0.0500	0.0337		mg/L		67	39 - 120	7	30
4-Methylphenol	0.0500	0.0337		mg/L		67	29 - 131	7	24
Hexachlorobenzene	0.0500	0.0499		mg/L		100	61 - 120	3	15
Hexachlorobutadiene	0.0500	0.0407		mg/L		81	35 - 120	5	44
Hexachloroethane	0.0500	0.0367		mg/L		73	43 - 120	6	46
Nitrobenzene	0.0500	0.0436		mg/L		87	53 - 123	6	24
Pentachlorophenol	0.100	0.118		mg/L		118	29 - 136	1	37
Pyridine	0.100	0.0309		mg/L		31	10 - 120	4	49

Surrogate	*LCSD %Recovery*	*LCSD Qualifier*	*Limits*
2,4,6-Tribromophenol (Surr)	*107*		*41 - 120*
2-Fluorobiphenyl (Surr)	*93*		*48 - 120*
2-Fluorophenol (Surr)	*46*		*35 - 120*
Nitrobenzene-d5 (Surr)	*87*		*46 - 120*
Phenol-d5 (Surr)	*33*		*22 - 120*
p-Terphenyl-d14 (Surr)	*102*		*60 - 148*

Method: 8270D - Semivolatile Organic Compounds (GC/MS)

Lab Sample ID: MB 480-611461/1-A
Matrix: Solid
Analysis Batch: 611536

Client Sample ID: Method Blank
Prep Type: Total/NA
Prep Batch: 611461

Analyte	MB Result	MB Qualifier	RL	MDL	Unit	D	Prepared	Analyzed	Dil Fac
1,4-Dichlorobenzene	0.010	U	0.010	0.00045	mg/L		01/12/22 09:09	01/12/22 16:49	1
2,4,5-Trichlorophenol	0.0050	U	0.0050	0.00048	mg/L		01/12/22 09:09	01/12/22 16:49	1
2,4,6-Trichlorophenol	0.0050	U	0.0050	0.00060	mg/L		01/12/22 09:09	01/12/22 16:49	1
2,4-Dinitrotoluene	0.0050	U	0.0050	0.00043	mg/L		01/12/22 09:09	01/12/22 16:49	1
2-Methylphenol	0.0050	U	0.0050	0.00040	mg/L		01/12/22 09:09	01/12/22 16:49	1
3-Methylphenol	0.010	U	0.010	0.00040	mg/L		01/12/22 09:09	01/12/22 16:49	1
4-Methylphenol	0.010	U	0.010	0.00035	mg/L		01/12/22 09:09	01/12/22 16:49	1
Hexachlorobenzene	0.0050	U	0.0050	0.00050	mg/L		01/12/22 09:09	01/12/22 16:49	1
Hexachlorobutadiene	0.0050	U	0.0050	0.00068	mg/L		01/12/22 09:09	01/12/22 16:49	1
Hexachloroethane	0.0050	U	0.0050	0.00058	mg/L		01/12/22 09:09	01/12/22 16:49	1
Nitrobenzene	0.0050	U	0.0050	0.00028	mg/L		01/12/22 09:09	01/12/22 16:49	1
Pentachlorophenol	0.010	U	0.010	0.0022	mg/L		01/12/22 09:09	01/12/22 16:49	1
Pyridine	0.025	U	0.025	0.00040	mg/L		01/12/22 09:09	01/12/22 16:49	1

Surrogate	*MB %Recovery*	*MB Qualifier*	*Limits*	*Prepared*	*Analyzed*	*Dil Fac*
2,4,6-Tribromophenol (Surr)	*91*		*41 - 120*	*01/12/22 09:09*	*01/12/22 16:49*	*1*
2-Fluorobiphenyl (Surr)	*103*		*48 - 120*	*01/12/22 09:09*	*01/12/22 16:49*	*1*
2-Fluorophenol (Surr)	*53*		*35 - 120*	*01/12/22 09:09*	*01/12/22 16:49*	*1*
Nitrobenzene-d5 (Surr)	*99*		*46 - 120*	*01/12/22 09:09*	*01/12/22 16:49*	*1*
Phenol-d5 (Surr)	*38*		*22 - 120*	*01/12/22 09:09*	*01/12/22 16:49*	*1*
p-Terphenyl-d14 (Surr)	*127*		*60 - 148*	*01/12/22 09:09*	*01/12/22 16:49*	*1*

Lab Sample ID: LCS 480-611461/2-A
Matrix: Solid
Analysis Batch: 611536

Client Sample ID: Lab Control Sample
Prep Type: Total/NA
Prep Batch: 611461

Analyte	Spike Added	LCS Result	LCS Qualifier	Unit	D	%Rec	%Rec. Limits
1,4-Dichlorobenzene	0.0500	0.0392		mg/L		78	51 - 120
2,4,5-Trichlorophenol	0.0500	0.0503		mg/L		101	65 - 126
2,4,6-Trichlorophenol	0.0500	0.0515		mg/L		103	64 - 120
2,4-Dinitrotoluene	0.0500	0.0561		mg/L		112	69 - 120
2-Methylphenol	0.0500	0.0416		mg/L		83	39 - 120
3-Methylphenol	0.0500	0.0396		mg/L		79	39 - 120
4-Methylphenol	0.0500	0.0396		mg/L		79	29 - 131
Hexachlorobenzene	0.0500	0.0511		mg/L		102	61 - 120
Hexachlorobutadiene	0.0500	0.0391		mg/L		78	35 - 120
Hexachloroethane	0.0500	0.0379		mg/L		76	43 - 120
Nitrobenzene	0.0500	0.0466		mg/L		93	53 - 123
Pentachlorophenol	0.100	0.119		mg/L		119	29 - 136
Pyridine	0.100	0.0458		mg/L		46	10 - 120

Surrogate	*LCS %Recovery*	*LCS Qualifier*	*Limits*
2,4,6-Tribromophenol (Surr)	*108*		*41 - 120*
2-Fluorobiphenyl (Surr)	*99*		*48 - 120*
2-Fluorophenol (Surr)	*52*		*35 - 120*
Nitrobenzene-d5 (Surr)	*95*		*46 - 120*
Phenol-d5 (Surr)	*39*		*22 - 120*
p-Terphenyl-d14 (Surr)	*110*		*60 - 148*

Method: 8270D - Semivolatile Organic Compounds (GC/MS)

Lab Sample ID: LCSD 480-611461/3-A
Matrix: Solid
Analysis Batch: 611536

Client Sample ID: Lab Control Sample Dup
Prep Type: Total/NA
Prep Batch: 611461

Analyte			Spike Added	LCSD Result	LCSD Qualifier	Unit	D	%Rec	%Rec. Limits	RPD	RPD Limit
1,4-Dichlorobenzene			0.0500	0.0387		mg/L		77	51 - 120	1	36
2,4,5-Trichlorophenol			0.0500	0.0488		mg/L		98	65 - 126	3	18
2,4,6-Trichlorophenol			0.0500	0.0524		mg/L		105	64 - 120	2	19
2,4-Dinitrotoluene			0.0500	0.0540		mg/L		108	69 - 120	4	20
2-Methylphenol			0.0500	0.0392		mg/L		78	39 - 120	6	27
3-Methylphenol			0.0500	0.0363		mg/L		73	39 - 120	9	30
4-Methylphenol			0.0500	0.0363		mg/L		73	29 - 131	9	24
Hexachlorobenzene			0.0500	0.0535		mg/L		107	61 - 120	5	15
Hexachlorobutadiene			0.0500	0.0401		mg/L		80	35 - 120	2	44
Hexachloroethane			0.0500	0.0392		mg/L		78	43 - 120	3	46
Nitrobenzene			0.0500	0.0466		mg/L		93	53 - 123	0	24
Pentachlorophenol			0.100	0.118		mg/L		118	29 - 136	0	37
Pyridine			0.100	0.0435		mg/L		43	10 - 120	5	49

Surrogate	*LCSD %Recovery*	*LCSD Qualifier*	*Limits*
2,4,6-Tribromophenol (Surr)	*112*		*41 - 120*
2-Fluorobiphenyl (Surr)	*100*		*48 - 120*
2-Fluorophenol (Surr)	*52*		*35 - 120*
Nitrobenzene-d5 (Surr)	*96*		*46 - 120*
Phenol-d5 (Surr)	*37*		*22 - 120*
p-Terphenyl-d14 (Surr)	*106*		*60 - 148*

Lab Sample ID: LB 480-610766/1-D
Matrix: Solid
Analysis Batch: 610941

Client Sample ID: Method Blank
Prep Type: TCLP
Prep Batch: 610890

Analyte	LB Result	LB Qualifier	RL	MDL	Unit	D	Prepared	Analyzed	Dil Fac
1,4-Dichlorobenzene	0.040	U	0.040	0.0018	mg/L		01/05/22 14:39	01/06/22 14:12	1
2,4,5-Trichlorophenol	0.020	U	0.020	0.0019	mg/L		01/05/22 14:39	01/06/22 14:12	1
2,4,6-Trichlorophenol	0.020	U	0.020	0.0024	mg/L		01/05/22 14:39	01/06/22 14:12	1
2,4-Dinitrotoluene	0.020	U	0.020	0.0017	mg/L		01/05/22 14:39	01/06/22 14:12	1
2-Methylphenol	0.020	U	0.020	0.0016	mg/L		01/05/22 14:39	01/06/22 14:12	1
3-Methylphenol	0.040	U	0.040	0.0016	mg/L		01/05/22 14:39	01/06/22 14:12	1
4-Methylphenol	0.040	U	0.040	0.0014	mg/L		01/05/22 14:39	01/06/22 14:12	1
Hexachlorobenzene	0.020	U	0.020	0.0020	mg/L		01/05/22 14:39	01/06/22 14:12	1
Hexachlorobutadiene	0.020	U	0.020	0.0027	mg/L		01/05/22 14:39	01/06/22 14:12	1
Hexachloroethane	0.020	U	0.020	0.0023	mg/L		01/05/22 14:39	01/06/22 14:12	1
Nitrobenzene	0.020	U	0.020	0.0011	mg/L		01/05/22 14:39	01/06/22 14:12	1
Pentachlorophenol	0.040	U	0.040	0.0088	mg/L		01/05/22 14:39	01/06/22 14:12	1
Pyridine	0.10	U	0.10	0.0016	mg/L		01/05/22 14:39	01/06/22 14:12	1

Surrogate	*LB %Recovery*	*LB Qualifier*	*Limits*	*Prepared*	*Analyzed*	*Dil Fac*
2,4,6-Tribromophenol (Surr)	*97*		*41 - 120*	*01/05/22 14:39*	*01/06/22 14:12*	*1*
2-Fluorobiphenyl (Surr)	*96*		*48 - 120*	*01/05/22 14:39*	*01/06/22 14:12*	*1*
2-Fluorophenol (Surr)	*48*		*35 - 120*	*01/05/22 14:39*	*01/06/22 14:12*	*1*
Nitrobenzene-d5 (Surr)	*82*		*46 - 120*	*01/05/22 14:39*	*01/06/22 14:12*	*1*
Phenol-d5 (Surr)	*33*		*22 - 120*	*01/05/22 14:39*	*01/06/22 14:12*	*1*
p-Terphenyl-d14 (Surr)	*100*		*60 - 148*	*01/05/22 14:39*	*01/06/22 14:12*	*1*

Method: 8270D - Semivolatile Organic Compounds (GC/MS)

Lab Sample ID: LB 480-610905/1-F
Matrix: Solid
Analysis Batch: 611227

Client Sample ID: Method Blank
Prep Type: TCLP
Prep Batch: 611108

Analyte	LB Result	LB Qualifier	RL	MDL	Unit	D	Prepared	Analyzed	Dil Fac
1,4-Dichlorobenzene	0.040	U	0.040	0.0018	mg/L		01/07/22 14:55	01/10/22 15:18	1
2,4,5-Trichlorophenol	0.020	U	0.020	0.0019	mg/L		01/07/22 14:55	01/10/22 15:18	1
2,4,6-Trichlorophenol	0.020	U	0.020	0.0024	mg/L		01/07/22 14:55	01/10/22 15:18	1
2,4-Dinitrotoluene	0.020	U	0.020	0.0017	mg/L		01/07/22 14:55	01/10/22 15:18	1
2-Methylphenol	0.020	U	0.020	0.0016	mg/L		01/07/22 14:55	01/10/22 15:18	1
3-Methylphenol	0.040	U	0.040	0.0016	mg/L		01/07/22 14:55	01/10/22 15:18	1
4-Methylphenol	0.040	U	0.040	0.0014	mg/L		01/07/22 14:55	01/10/22 15:18	1
Hexachlorobenzene	0.020	U	0.020	0.0020	mg/L		01/07/22 14:55	01/10/22 15:18	1
Hexachlorobutadiene	0.020	U	0.020	0.0027	mg/L		01/07/22 14:55	01/10/22 15:18	1
Hexachloroethane	0.020	U	0.020	0.0023	mg/L		01/07/22 14:55	01/10/22 15:18	1
Nitrobenzene	0.020	U	0.020	0.0011	mg/L		01/07/22 14:55	01/10/22 15:18	1
Pentachlorophenol	0.040	U	0.040	0.0088	mg/L		01/07/22 14:55	01/10/22 15:18	1
Pyridine	0.10	U	0.10	0.0016	mg/L		01/07/22 14:55	01/10/22 15:18	1

Surrogate	*LB %Recovery*	*LB Qualifier*	*Limits*	*Prepared*	*Analyzed*	*Dil Fac*
2,4,6-Tribromophenol (Surr)	*108*		*41 - 120*	*01/07/22 14:55*	*01/10/22 15:18*	*1*
2-Fluorobiphenyl (Surr)	*106*		*48 - 120*	*01/07/22 14:55*	*01/10/22 15:18*	*1*
2-Fluorophenol (Surr)	*54*		*35 - 120*	*01/07/22 14:55*	*01/10/22 15:18*	*1*
Nitrobenzene-d5 (Surr)	*101*		*46 - 120*	*01/07/22 14:55*	*01/10/22 15:18*	*1*
Phenol-d5 (Surr)	*37*		*22 - 120*	*01/07/22 14:55*	*01/10/22 15:18*	*1*
p-Terphenyl-d14 (Surr)	*121*		*60 - 148*	*01/07/22 14:55*	*01/10/22 15:18*	*1*

Lab Sample ID: LB 480-610936/1-F
Matrix: Solid
Analysis Batch: 611536

Client Sample ID: Method Blank
Prep Type: TCLP
Prep Batch: 611461

Analyte	LB Result	LB Qualifier	RL	MDL	Unit	D	Prepared	Analyzed	Dil Fac
1,4-Dichlorobenzene	0.040	U	0.040	0.0018	mg/L		01/12/22 09:09	01/12/22 18:02	1
2,4,5-Trichlorophenol	0.020	U	0.020	0.0019	mg/L		01/12/22 09:09	01/12/22 18:02	1
2,4,6-Trichlorophenol	0.020	U	0.020	0.0024	mg/L		01/12/22 09:09	01/12/22 18:02	1
2,4-Dinitrotoluene	0.020	U	0.020	0.0017	mg/L		01/12/22 09:09	01/12/22 18:02	1
2-Methylphenol	0.020	U	0.020	0.0016	mg/L		01/12/22 09:09	01/12/22 18:02	1
3-Methylphenol	0.040	U	0.040	0.0016	mg/L		01/12/22 09:09	01/12/22 18:02	1
4-Methylphenol	0.040	U	0.040	0.0014	mg/L		01/12/22 09:09	01/12/22 18:02	1
Hexachlorobenzene	0.020	U	0.020	0.0020	mg/L		01/12/22 09:09	01/12/22 18:02	1
Hexachlorobutadiene	0.020	U	0.020	0.0027	mg/L		01/12/22 09:09	01/12/22 18:02	1
Hexachloroethane	0.020	U	0.020	0.0023	mg/L		01/12/22 09:09	01/12/22 18:02	1
Nitrobenzene	0.020	U	0.020	0.0011	mg/L		01/12/22 09:09	01/12/22 18:02	1
Pentachlorophenol	0.040	U	0.040	0.0088	mg/L		01/12/22 09:09	01/12/22 18:02	1
Pyridine	0.10	U	0.10	0.0016	mg/L		01/12/22 09:09	01/12/22 18:02	1

Surrogate	*LB %Recovery*	*LB Qualifier*	*Limits*	*Prepared*	*Analyzed*	*Dil Fac*
2,4,6-Tribromophenol (Surr)	*106*		*41 - 120*	*01/12/22 09:09*	*01/12/22 18:02*	*1*
2-Fluorobiphenyl (Surr)	*104*		*48 - 120*	*01/12/22 09:09*	*01/12/22 18:02*	*1*
2-Fluorophenol (Surr)	*57*		*35 - 120*	*01/12/22 09:09*	*01/12/22 18:02*	*1*
Nitrobenzene-d5 (Surr)	*103*		*46 - 120*	*01/12/22 09:09*	*01/12/22 18:02*	*1*
Phenol-d5 (Surr)	*40*		*22 - 120*	*01/12/22 09:09*	*01/12/22 18:02*	*1*
p-Terphenyl-d14 (Surr)	*114*		*60 - 148*	*01/12/22 09:09*	*01/12/22 18:02*	*1*

Method: 8015D - Gasoline Range Organics (GRO) (GC)

Lab Sample ID: MB 480-610683/1-A
Matrix: Solid
Analysis Batch: 610704

Client Sample ID: Method Blank
Prep Type: Total/NA
Prep Batch: 610683

Analyte	MB Result	MB Qualifier	RL	MDL	Unit	D	Prepared	Analyzed	Dil Fac
Gasoline Range Organics [C6 - C10]	1.04	J	1.2	0.33	mg/Kg		01/04/22 07:52	01/04/22 10:21	1

Surrogate	*MB %Recovery*	*MB Qualifier*	*Limits*	*Prepared*	*Analyzed*	*Dil Fac*
a,a,a-Trifluorotoluene	*107*		*46 - 156*	*01/04/22 07:52*	*01/04/22 10:21*	*1*

Lab Sample ID: LCS 480-610683/2-A
Matrix: Solid
Analysis Batch: 610704

Client Sample ID: Lab Control Sample
Prep Type: Total/NA
Prep Batch: 610683

Analyte	Spike Added	LCS Result	LCS Qualifier	Unit	D	%Rec	%Rec. Limits
Gasoline Range Organics [C6 - C10]	9.92	9.78		mg/Kg		99	64 - 129

Surrogate	*LCS %Recovery*	*LCS Qualifier*	*Limits*
a,a,a-Trifluorotoluene	*98*		*46 - 156*

Lab Sample ID: MB 480-610919/1-A
Matrix: Solid
Analysis Batch: 610933

Client Sample ID: Method Blank
Prep Type: Total/NA
Prep Batch: 610919

Analyte	MB Result	MB Qualifier	RL	MDL	Unit	D	Prepared	Analyzed	Dil Fac
Gasoline Range Organics [C6 - C10]	1.2	U	1.2	0.33	mg/Kg		01/06/22 07:10	01/06/22 08:24	1

Surrogate	*MB %Recovery*	*MB Qualifier*	*Limits*	*Prepared*	*Analyzed*	*Dil Fac*
a,a,a-Trifluorotoluene	*103*		*46 - 156*	*01/06/22 07:10*	*01/06/22 08:24*	*1*

Lab Sample ID: LCS 480-610919/2-A
Matrix: Solid
Analysis Batch: 610933

Client Sample ID: Lab Control Sample
Prep Type: Total/NA
Prep Batch: 610919

Analyte	Spike Added	LCS Result	LCS Qualifier	Unit	D	%Rec	%Rec. Limits
Gasoline Range Organics [C6 - C10]	8.99	8.88		mg/Kg		99	64 - 129

Surrogate	*LCS %Recovery*	*LCS Qualifier*	*Limits*
a,a,a-Trifluorotoluene	*96*		*46 - 156*

Lab Sample ID: 480-193838-18 MS
Matrix: Solid
Analysis Batch: 610933

Client Sample ID: PF18
Prep Type: Total/NA
Prep Batch: 610919

Analyte	Sample Result	Sample Qualifier	Spike Added	MS Result	MS Qualifier	Unit	D	%Rec	%Rec. Limits
Gasoline Range Organics [C6 - C10]	1.3	U	11.2	10.1		mg/Kg	☼	90	41 - 142

Surrogate	*MS %Recovery*	*MS Qualifier*	*Limits*
a,a,a-Trifluorotoluene	*84*		*46 - 156*

Method: 8015D - Gasoline Range Organics (GRO) (GC) (Continued)

Lab Sample ID: 480-193838-18 MSD
Matrix: Solid
Analysis Batch: 610933

Client Sample ID: PF18
Prep Type: Total/NA
Prep Batch: 610919

Analyte	Sample Result	Sample Qualifier	Spike Added	MSD Result	MSD Qualifier	Unit	D	%Rec	%Rec. Limits	RPD	RPD Limit
Gasoline Range Organics [C6 - C10]	1.3	U	11.0	10.2		mg/Kg	☼	93	41 - 142	1	32

Surrogate	*MSD %Recovery*	*MSD Qualifier*	*Limits*
a,a,a-Trifluorotoluene	*84*		*46 - 156*

Method: 8015D - Diesel Range Organics (DRO) (GC)

Lab Sample ID: MB 480-610609/1-A
Matrix: Solid
Analysis Batch: 610596

Client Sample ID: Method Blank
Prep Type: Total/NA
Prep Batch: 610609

Analyte	MB Result	MB Qualifier	RL	MDL	Unit	D	Prepared	Analyzed	Dil Fac
Diesel Range Organics [C10-C28]	16	U	16	4.9	mg/Kg		01/03/22 08:28	01/04/22 01:49	1

Surrogate	*MB %Recovery*	*MB Qualifier*	*Limits*	*Prepared*	*Analyzed*	*Dil Fac*
o-Terphenyl	*84*		*48 - 125*	*01/03/22 08:28*	*01/04/22 01:49*	*1*

Lab Sample ID: LCS 480-610609/2-A
Matrix: Solid
Analysis Batch: 610596

Client Sample ID: Lab Control Sample
Prep Type: Total/NA
Prep Batch: 610609

Analyte			Spike Added	LCS Result	LCS Qualifier	Unit	D	%Rec	%Rec. Limits		
Diesel Range Organics [C10-C28]			49.9	46.6		mg/Kg		93	63 - 127		

Surrogate	*LCS %Recovery*	*LCS Qualifier*	*Limits*
o-Terphenyl	*93*		*48 - 125*

Lab Sample ID: MB 480-610653/1-A
Matrix: Solid
Analysis Batch: 610807

Client Sample ID: Method Blank
Prep Type: Total/NA
Prep Batch: 610653

Analyte	MB Result	MB Qualifier	RL	MDL	Unit	D	Prepared	Analyzed	Dil Fac
Diesel Range Organics [C10-C28]	17	U	17	5.0	mg/Kg		01/03/22 14:39	01/05/22 08:15	1

Surrogate	*MB %Recovery*	*MB Qualifier*	*Limits*	*Prepared*	*Analyzed*	*Dil Fac*
o-Terphenyl	*89*		*48 - 125*	*01/03/22 14:39*	*01/05/22 08:15*	*1*

Lab Sample ID: LCS 480-610653/2-A
Matrix: Solid
Analysis Batch: 610807

Client Sample ID: Lab Control Sample
Prep Type: Total/NA
Prep Batch: 610653

Analyte			Spike Added	LCS Result	LCS Qualifier	Unit	D	%Rec	%Rec. Limits		
Diesel Range Organics [C10-C28]			49.7	41.9		mg/Kg		84	63 - 127		

Method: 8015D - Diesel Range Organics (DRO) (GC) (Continued)

Lab Sample ID: LCS 480-610653/2-A
Matrix: Solid
Analysis Batch: 610807

Client Sample ID: Lab Control Sample
Prep Type: Total/NA
Prep Batch: 610653

Surrogate	LCS %Recovery	LCS Qualifier	Limits
o-Terphenyl	84		48 - 125

Lab Sample ID: 480-193838-15 MS
Matrix: Solid
Analysis Batch: 610807

Client Sample ID: PF15
Prep Type: Total/NA
Prep Batch: 610653

Analyte	Sample Result	Sample Qualifier	Spike Added	MS Result	MS Qualifier	Unit	D	%Rec	%Rec. Limits
Diesel Range Organics [C10-C28]	6.6	J	57.0	46.6		mg/Kg	☼	70	43 - 150

Surrogate	MS %Recovery	MS Qualifier	Limits
o-Terphenyl	83		48 - 125

Lab Sample ID: 480-193838-15 MSD
Matrix: Solid
Analysis Batch: 610807

Client Sample ID: PF15
Prep Type: Total/NA
Prep Batch: 610653

Analyte	Sample Result	Sample Qualifier	Spike Added	MSD Result	MSD Qualifier	Unit	D	%Rec	%Rec. Limits	RPD	RPD Limit
Diesel Range Organics [C10-C28]	6.6	J	57.4	47.2		mg/Kg	☼	71	43 - 150	1	35

Surrogate	MSD %Recovery	MSD Qualifier	Limits
o-Terphenyl	81		48 - 125

Lab Sample ID: MB 480-610684/1-A
Matrix: Solid
Analysis Batch: 610807

Client Sample ID: Method Blank
Prep Type: Total/NA
Prep Batch: 610684

Analyte	MB Result	MB Qualifier	RL	MDL	Unit	D	Prepared	Analyzed	Dil Fac
Diesel Range Organics [C10-C28]	17	U	17	5.0	mg/Kg		01/04/22 08:14	01/05/22 19:34	1

Surrogate	MB %Recovery	MB Qualifier	Limits	Prepared	Analyzed	Dil Fac
o-Terphenyl	65		48 - 125	01/04/22 08:14	01/05/22 19:34	1

Lab Sample ID: LCS 480-610684/2-A
Matrix: Solid
Analysis Batch: 610807

Client Sample ID: Lab Control Sample
Prep Type: Total/NA
Prep Batch: 610684

Analyte			Spike Added	LCS Result	LCS Qualifier	Unit	D	%Rec	%Rec. Limits
Diesel Range Organics [C10-C28]			49.7	43.0		mg/Kg		86	63 - 127

Surrogate	LCS %Recovery	LCS Qualifier	Limits
o-Terphenyl	88		48 - 125

Method: 8015D - Diesel Range Organics (DRO) (GC) (Continued)

Lab Sample ID: 480-193838-25 MS — **Client Sample ID: PF25**
Matrix: Solid — **Prep Type: Total/NA**
Analysis Batch: 610807 — **Prep Batch: 610684**

Analyte	Sample Result	Sample Qualifier	Spike Added	MS Result	MS Qualifier	Unit	D	%Rec	%Rec. Limits
Diesel Range Organics [C10-C28]	15	J	57.8	55.1		mg/Kg	☼	70	43 - 150

Surrogate	*MS %Recovery*	*MS Qualifier*	*Limits*
o-Terphenyl	*86*		*48 - 125*

Lab Sample ID: 480-193838-25 MSD — **Client Sample ID: PF25**
Matrix: Solid — **Prep Type: Total/NA**
Analysis Batch: 610807 — **Prep Batch: 610684**

Analyte	Sample Result	Sample Qualifier	Spike Added	MSD Result	MSD Qualifier	Unit	D	%Rec	%Rec. Limits	RPD	RPD Limit
Diesel Range Organics [C10-C28]	15	J	57.4	52.9		mg/Kg	☼	66	43 - 150	4	35

Surrogate	*MSD %Recovery*	*MSD Qualifier*	*Limits*
o-Terphenyl	*66*		*48 - 125*

Method: 8081B - Organochlorine Pesticides (GC)

Lab Sample ID: MB 480-610864/1-A — **Client Sample ID: Method Blank**
Matrix: Solid — **Prep Type: Total/NA**
Analysis Batch: 610920 — **Prep Batch: 610864**

Analyte	MB Result	MB Qualifier	RL	MDL	Unit	D	Prepared	Analyzed	Dil Fac
gamma-BHC (Lindane)	0.000050	U	0.000050	0.0000015	mg/L		01/05/22 11:24	01/06/22 11:55	1
Chlordane (technical)	0.00050	U	0.00050	0.0000073	mg/L		01/05/22 11:24	01/06/22 11:55	1
Endrin	0.000050	U	0.000050	0.0000035	mg/L		01/05/22 11:24	01/06/22 11:55	1
Heptachlor	0.000050	U	0.000050	0.0000021	mg/L		01/05/22 11:24	01/06/22 11:55	1
Heptachlor epoxide	0.000050	U	0.000050	0.0000013	mg/L		01/05/22 11:24	01/06/22 11:55	1
Methoxychlor	0.000050	U	0.000050	0.0000035	mg/L		01/05/22 11:24	01/06/22 11:55	1
Toxaphene	0.00050	U	0.00050	0.000030	mg/L		01/05/22 11:24	01/06/22 11:55	1

Surrogate	*MB %Recovery*	*MB Qualifier*	*Limits*	*Prepared*	*Analyzed*	*Dil Fac*
DCB Decachlorobiphenyl	*80*		*20 - 120*	*01/05/22 11:24*	*01/06/22 11:55*	*1*
Tetrachloro-m-xylene	*91*		*44 - 120*	*01/05/22 11:24*	*01/06/22 11:55*	*1*

Lab Sample ID: LCS 480-610864/2-A — **Client Sample ID: Lab Control Sample**
Matrix: Solid — **Prep Type: Total/NA**
Analysis Batch: 610920 — **Prep Batch: 610864**

Analyte	Spike Added	LCS Result	LCS Qualifier	Unit	D	%Rec	%Rec. Limits
gamma-BHC (Lindane)	0.000500	0.000578		mg/L		116	56 - 120
Endrin	0.000500	0.000586		mg/L		117	65 - 135
Heptachlor	0.000500	0.000574		mg/L		115	58 - 120
Heptachlor epoxide	0.000500	0.000635	*+	mg/L		127	65 - 125
Methoxychlor	0.000500	0.000631		mg/L		126	50 - 150

Method: 8081B - Organochlorine Pesticides (GC) (Continued)

Lab Sample ID: LCS 480-610864/2-A
Matrix: Solid
Analysis Batch: 610920

Client Sample ID: Lab Control Sample
Prep Type: Total/NA
Prep Batch: 610864

Surrogate	LCS %Recovery	LCS Qualifier	Limits
DCB Decachlorobiphenyl	75		20 - 120
Tetrachloro-m-xylene	88		44 - 120

Lab Sample ID: LCSD 480-610864/3-A
Matrix: Solid
Analysis Batch: 610920

Client Sample ID: Lab Control Sample Dup
Prep Type: Total/NA
Prep Batch: 610864

Analyte	Spike Added	LCSD Result	LCSD Qualifier	Unit	D	%Rec	%Rec. Limits	RPD	RPD Limit
gamma-BHC (Lindane)	0.000500	0.000618	*+	mg/L		124	56 - 120	7	24
Endrin	0.000500	0.000634		mg/L		127	65 - 135	8	24
Heptachlor	0.000500	0.000625	*+	mg/L		125	58 - 120	9	25
Heptachlor epoxide	0.000500	0.000682	*+	mg/L		136	65 - 125	7	23
Methoxychlor	0.000500	0.000704		mg/L		141	50 - 150	11	26

Surrogate	LCSD %Recovery	LCSD Qualifier	Limits
DCB Decachlorobiphenyl	77		20 - 120
Tetrachloro-m-xylene	94		44 - 120

Lab Sample ID: MB 480-611078/1-A
Matrix: Solid
Analysis Batch: 611164

Client Sample ID: Method Blank
Prep Type: Total/NA
Prep Batch: 611078

Analyte	MB Result	MB Qualifier	RL	MDL	Unit	D	Prepared	Analyzed	Dil Fac
gamma-BHC (Lindane)	0.000050	U	0.000050	0.0000015	mg/L		01/07/22 11:05	01/10/22 08:53	1
Chlordane (technical)	0.00050	U	0.00050	0.0000073	mg/L		01/07/22 11:05	01/10/22 08:53	1
Endrin	0.000050	U	0.000050	0.0000035	mg/L		01/07/22 11:05	01/10/22 08:53	1
Heptachlor	0.000050	U	0.000050	0.0000021	mg/L		01/07/22 11:05	01/10/22 08:53	1
Heptachlor epoxide	0.000050	U	0.000050	0.0000013	mg/L		01/07/22 11:05	01/10/22 08:53	1
Methoxychlor	0.000050	U	0.000050	0.0000035	mg/L		01/07/22 11:05	01/10/22 08:53	1
Toxaphene	0.00050	U	0.00050	0.000030	mg/L		01/07/22 11:05	01/10/22 08:53	1

Surrogate	MB %Recovery	MB Qualifier	Limits	Prepared	Analyzed	Dil Fac
DCB Decachlorobiphenyl	62		20 - 120	01/07/22 11:05	01/10/22 08:53	1
Tetrachloro-m-xylene	90		44 - 120	01/07/22 11:05	01/10/22 08:53	1

Lab Sample ID: LCS 480-611078/2-A
Matrix: Solid
Analysis Batch: 611164

Client Sample ID: Lab Control Sample
Prep Type: Total/NA
Prep Batch: 611078

Analyte	Spike Added	LCS Result	LCS Qualifier	Unit	D	%Rec	%Rec. Limits
gamma-BHC (Lindane)	0.000500	0.000544		mg/L		109	56 - 120
Endrin	0.000500	0.000591		mg/L		118	65 - 135
Heptachlor	0.000500	0.000569		mg/L		114	58 - 120
Heptachlor epoxide	0.000500	0.000602		mg/L		120	65 - 125
Methoxychlor	0.000500	0.000686		mg/L		137	50 - 150

Method: 8081B - Organochlorine Pesticides (GC) (Continued)

Lab Sample ID: LCS 480-611078/2-A
Matrix: Solid
Analysis Batch: 611164

Client Sample ID: Lab Control Sample
Prep Type: Total/NA
Prep Batch: 611078

Surrogate	LCS %Recovery	LCS Qualifier	Limits
DCB Decachlorobiphenyl	57		20 - 120
Tetrachloro-m-xylene	84		44 - 120

Lab Sample ID: LCSD 480-611078/3-A
Matrix: Solid
Analysis Batch: 611164

Client Sample ID: Lab Control Sample Dup
Prep Type: Total/NA
Prep Batch: 611078

Analyte			Spike Added	LCSD Result	LCSD Qualifier	Unit	D	%Rec	%Rec. Limits	RPD	RPD Limit
gamma-BHC (Lindane)			0.000500	0.000578		mg/L		116	56 - 120	6	24
Endrin			0.000500	0.000623		mg/L		125	65 - 135	5	24
Heptachlor			0.000500	0.000593		mg/L		119	58 - 120	4	25
Heptachlor epoxide			0.000500	0.000635	*+	mg/L		127	65 - 125	5	23
Methoxychlor			0.000500	0.000714		mg/L		143	50 - 150	4	26

Surrogate	LCSD %Recovery	LCSD Qualifier	Limits
DCB Decachlorobiphenyl	61		20 - 120
Tetrachloro-m-xylene	82		44 - 120

Lab Sample ID: MB 480-611409/1-A
Matrix: Solid
Analysis Batch: 611440

Client Sample ID: Method Blank
Prep Type: Total/NA
Prep Batch: 611409

Analyte	MB Result	MB Qualifier	RL	MDL	Unit	D	Prepared	Analyzed	Dil Fac
gamma-BHC (Lindane)	0.000050	U	0.000050	0.0000015	mg/L		01/11/22 15:23	01/12/22 09:08	1
Chlordane (technical)	0.00050	U	0.00050	0.0000073	mg/L		01/11/22 15:23	01/12/22 09:08	1
Endrin	0.000050	U	0.000050	0.0000035	mg/L		01/11/22 15:23	01/12/22 09:08	1
Heptachlor	0.000050	U	0.000050	0.0000021	mg/L		01/11/22 15:23	01/12/22 09:08	1
Heptachlor epoxide	0.000050	U	0.000050	0.0000013	mg/L		01/11/22 15:23	01/12/22 09:08	1
Methoxychlor	0.000050	U	0.000050	0.0000035	mg/L		01/11/22 15:23	01/12/22 09:08	1
Toxaphene	0.00050	U	0.00050	0.000030	mg/L		01/11/22 15:23	01/12/22 09:08	1

Surrogate	MB %Recovery	MB Qualifier	Limits	Prepared	Analyzed	Dil Fac
DCB Decachlorobiphenyl	56		20 - 120	01/11/22 15:23	01/12/22 09:08	1
Tetrachloro-m-xylene	84		44 - 120	01/11/22 15:23	01/12/22 09:08	1

Lab Sample ID: LCS 480-611409/2-A
Matrix: Solid
Analysis Batch: 611440

Client Sample ID: Lab Control Sample
Prep Type: Total/NA
Prep Batch: 611409

Analyte			Spike Added	LCS Result	LCS Qualifier	Unit	D	%Rec	%Rec. Limits		
gamma-BHC (Lindane)			0.000500	0.000560		mg/L		112	56 - 120		
Endrin			0.000500	0.000645		mg/L		129	65 - 135		
Heptachlor			0.000500	0.000593		mg/L		119	58 - 120		
Heptachlor epoxide			0.000500	0.000667	*+	mg/L		133	65 - 125		
Methoxychlor			0.000500	0.000635		mg/L		127	50 - 150		

Method: 8081B - Organochlorine Pesticides (GC) (Continued)

Lab Sample ID: LCS 480-611409/2-A
Matrix: Solid
Analysis Batch: 611440

Client Sample ID: Lab Control Sample
Prep Type: Total/NA
Prep Batch: 611409

Surrogate	*LCS %Recovery*	*LCS Qualifier*	*Limits*
DCB Decachlorobiphenyl	*61*		*20 - 120*
Tetrachloro-m-xylene	*117*		*44 - 120*

Lab Sample ID: LCSD 480-611409/3-A
Matrix: Solid
Analysis Batch: 611440

Client Sample ID: Lab Control Sample Dup
Prep Type: Total/NA
Prep Batch: 611409

Analyte			Spike Added	LCSD Result	LCSD Qualifier	Unit	D	%Rec	%Rec. Limits	RPD	RPD Limit
gamma-BHC (Lindane)			0.000500	0.000572		mg/L		114	56 - 120	2	24
Endrin			0.000500	0.000671		mg/L		134	65 - 135	4	24
Heptachlor			0.000500	0.000597		mg/L		119	58 - 120	1	25
Heptachlor epoxide			0.000500	0.000688	*+	mg/L		138	65 - 125	3	23
Methoxychlor			0.000500	0.000660		mg/L		132	50 - 150	4	26

Surrogate	*LCSD %Recovery*	*LCSD Qualifier*	*Limits*
DCB Decachlorobiphenyl	*65*		*20 - 120*
Tetrachloro-m-xylene	*108*		*44 - 120*

Lab Sample ID: LB 480-610766/1-B
Matrix: Solid
Analysis Batch: 610920

Client Sample ID: Method Blank
Prep Type: TCLP
Prep Batch: 610864

Analyte	LB Result	LB Qualifier	RL	MDL	Unit	D	Prepared	Analyzed	Dil Fac
gamma-BHC (Lindane)	0.00020	U	0.00020	0.0000060	mg/L		01/05/22 11:24	01/06/22 13:14	1
Chlordane (technical)	0.0020	U	0.0020	0.000029	mg/L		01/05/22 11:24	01/06/22 13:14	1
Endrin	0.00020	U	0.00020	0.000014	mg/L		01/05/22 11:24	01/06/22 13:14	1
Heptachlor	0.00020	U	0.00020	0.0000085	mg/L		01/05/22 11:24	01/06/22 13:14	1
Heptachlor epoxide	0.00020	U	0.00020	0.0000053	mg/L		01/05/22 11:24	01/06/22 13:14	1
Methoxychlor	0.00020	U	0.00020	0.000014	mg/L		01/05/22 11:24	01/06/22 13:14	1
Toxaphene	0.0020	U	0.0020	0.00012	mg/L		01/05/22 11:24	01/06/22 13:14	1

Surrogate	*LB %Recovery*	*LB Qualifier*	*Limits*	*Prepared*	*Analyzed*	*Dil Fac*
DCB Decachlorobiphenyl	*80*		*20 - 120*	*01/05/22 11:24*	*01/06/22 13:14*	*1*
Tetrachloro-m-xylene	*75*		*44 - 120*	*01/05/22 11:24*	*01/06/22 13:14*	*1*

Lab Sample ID: LB 480-610905/1-C
Matrix: Solid
Analysis Batch: 611164

Client Sample ID: Method Blank
Prep Type: TCLP
Prep Batch: 611078

Analyte	LB Result	LB Qualifier	RL	MDL	Unit	D	Prepared	Analyzed	Dil Fac
gamma-BHC (Lindane)	0.00020	U	0.00020	0.0000060	mg/L		01/07/22 11:05	01/10/22 09:51	1
Chlordane (technical)	0.0020	U	0.0020	0.000029	mg/L		01/07/22 11:05	01/10/22 09:51	1
Endrin	0.00020	U	0.00020	0.000014	mg/L		01/07/22 11:05	01/10/22 09:51	1
Heptachlor	0.00020	U	0.00020	0.0000085	mg/L		01/07/22 11:05	01/10/22 09:51	1
Heptachlor epoxide	0.00020	U	0.00020	0.0000053	mg/L		01/07/22 11:05	01/10/22 09:51	1
Methoxychlor	0.00020	U	0.00020	0.000014	mg/L		01/07/22 11:05	01/10/22 09:51	1
Toxaphene	0.0020	U	0.0020	0.00012	mg/L		01/07/22 11:05	01/10/22 09:51	1

Method: 8081B - Organochlorine Pesticides (GC) (Continued)

Lab Sample ID: LB 480-610905/1-C
Matrix: Solid
Analysis Batch: 611164

Client Sample ID: Method Blank
Prep Type: TCLP
Prep Batch: 611078

Surrogate	LB %Recovery	LB Qualifier	Limits	Prepared	Analyzed	Dil Fac
DCB Decachlorobiphenyl	71		20 - 120	01/07/22 11:05	01/10/22 09:51	1
Tetrachloro-m-xylene	81		44 - 120	01/07/22 11:05	01/10/22 09:51	1

Lab Sample ID: LB 480-610936/1-E
Matrix: Solid
Analysis Batch: 611440

Client Sample ID: Method Blank
Prep Type: TCLP
Prep Batch: 611409

Analyte	LB Result	LB Qualifier	RL	MDL	Unit	D	Prepared	Analyzed	Dil Fac
gamma-BHC (Lindane)	0.00020	U	0.00020	0.0000060	mg/L		01/11/22 15:23	01/12/22 10:07	1
Chlordane (technical)	0.0020	U	0.0020	0.000029	mg/L		01/11/22 15:23	01/12/22 10:07	1
Endrin	0.00020	U	0.00020	0.000014	mg/L		01/11/22 15:23	01/12/22 10:07	1
Heptachlor	0.00020	U	0.00020	0.0000085	mg/L		01/11/22 15:23	01/12/22 10:07	1
Heptachlor epoxide	0.00020	U	0.00020	0.0000053	mg/L		01/11/22 15:23	01/12/22 10:07	1
Methoxychlor	0.00020	U	0.00020	0.000014	mg/L		01/11/22 15:23	01/12/22 10:07	1
Toxaphene	0.0020	U	0.0020	0.00012	mg/L		01/11/22 15:23	01/12/22 10:07	1

Surrogate	LB %Recovery	LB Qualifier	Limits	Prepared	Analyzed	Dil Fac
DCB Decachlorobiphenyl	84		20 - 120	01/11/22 15:23	01/12/22 10:07	1
Tetrachloro-m-xylene	125	S1+	44 - 120	01/11/22 15:23	01/12/22 10:07	1

Method: 8082A - Polychlorinated Biphenyls (PCBs) by Gas Chromatography

Lab Sample ID: MB 480-610615/1-A
Matrix: Solid
Analysis Batch: 610753

Client Sample ID: Method Blank
Prep Type: Total/NA
Prep Batch: 610615

Analyte	MB Result	MB Qualifier	RL	MDL	Unit	D	Prepared	Analyzed	Dil Fac
PCB-1016	0.24	U	0.24	0.047	mg/Kg		01/03/22 08:48	01/04/22 15:30	1
PCB-1221	0.24	U	0.24	0.047	mg/Kg		01/03/22 08:48	01/04/22 15:30	1
PCB-1232	0.24	U	0.24	0.047	mg/Kg		01/03/22 08:48	01/04/22 15:30	1
PCB-1242	0.24	U	0.24	0.047	mg/Kg		01/03/22 08:48	01/04/22 15:30	1
PCB-1248	0.24	U	0.24	0.047	mg/Kg		01/03/22 08:48	01/04/22 15:30	1
PCB-1254	0.24	U	0.24	0.11	mg/Kg		01/03/22 08:48	01/04/22 15:30	1
PCB-1260	0.24	U	0.24	0.11	mg/Kg		01/03/22 08:48	01/04/22 15:30	1
PCB-1262	0.24	U	0.24	0.11	mg/Kg		01/03/22 08:48	01/04/22 15:30	1
PCB-1268	0.24	U	0.24	0.11	mg/Kg		01/03/22 08:48	01/04/22 15:30	1

Surrogate	MB %Recovery	MB Qualifier	Limits	Prepared	Analyzed	Dil Fac
DCB Decachlorobiphenyl	119		65 - 174	01/03/22 08:48	01/04/22 15:30	1
Tetrachloro-m-xylene	114		60 - 154	01/03/22 08:48	01/04/22 15:30	1

Lab Sample ID: LCS 480-610615/2-A
Matrix: Solid
Analysis Batch: 610753

Client Sample ID: Lab Control Sample
Prep Type: Total/NA
Prep Batch: 610615

Analyte	Spike Added	LCS Result	LCS Qualifier	Unit	D	%Rec	%Rec. Limits
PCB-1016	1.89	2.55		mg/Kg		135	51 - 185
PCB-1260	1.89	3.01		mg/Kg		160	61 - 184

Method: 8082A - Polychlorinated Biphenyls (PCBs) by Gas Chromatography (Continued)

Lab Sample ID: LCS 480-610615/2-A
Matrix: Solid
Analysis Batch: 610753

Client Sample ID: Lab Control Sample
Prep Type: Total/NA
Prep Batch: 610615

Surrogate	*LCS %Recovery*	*LCS Qualifier*	*Limits*
DCB Decachlorobiphenyl	*162*		*65 - 174*
Tetrachloro-m-xylene	*130*		*60 - 154*

Lab Sample ID: 480-193838-15 MS
Matrix: Solid
Analysis Batch: 610753

Client Sample ID: PF15
Prep Type: Total/NA
Prep Batch: 610615

Analyte	Sample Result	Sample Qualifier	Spike Added	MS Result	MS Qualifier	Unit	D	%Rec	%Rec. Limits
PCB-1016	0.27	U	2.61	3.22		mg/Kg	☼	123	50 - 177
PCB-1260	0.27	U	2.61	3.50		mg/Kg	☼	134	33 - 200

Surrogate	*MS %Recovery*	*MS Qualifier*	*Limits*
DCB Decachlorobiphenyl	*134*		*65 - 174*
Tetrachloro-m-xylene	*121*		*60 - 154*

Lab Sample ID: 480-193838-15 MSD
Matrix: Solid
Analysis Batch: 610753

Client Sample ID: PF15
Prep Type: Total/NA
Prep Batch: 610615

Analyte	Sample Result	Sample Qualifier	Spike Added	MSD Result	MSD Qualifier	Unit	D	%Rec	%Rec. Limits	RPD	RPD Limit
PCB-1016	0.27	U	2.74	3.56		mg/Kg	☼	130	50 - 177	10	50
PCB-1260	0.27	U	2.74	3.95		mg/Kg	☼	144	33 - 200	12	50

Surrogate	*MSD %Recovery*	*MSD Qualifier*	*Limits*
DCB Decachlorobiphenyl	*151*		*65 - 174*
Tetrachloro-m-xylene	*135*		*60 - 154*

Lab Sample ID: MB 480-610624/1-A
Matrix: Solid
Analysis Batch: 610755

Client Sample ID: Method Blank
Prep Type: Total/NA
Prep Batch: 610624

Analyte	MB Result	MB Qualifier	RL	MDL	Unit	D	Prepared	Analyzed	Dil Fac
PCB-1016	0.23	U	0.23	0.044	mg/Kg		01/03/22 09:57	01/04/22 20:51	1
PCB-1221	0.23	U	0.23	0.044	mg/Kg		01/03/22 09:57	01/04/22 20:51	1
PCB-1232	0.23	U	0.23	0.044	mg/Kg		01/03/22 09:57	01/04/22 20:51	1
PCB-1242	0.23	U	0.23	0.044	mg/Kg		01/03/22 09:57	01/04/22 20:51	1
PCB-1248	0.23	U	0.23	0.044	mg/Kg		01/03/22 09:57	01/04/22 20:51	1
PCB-1254	0.23	U	0.23	0.11	mg/Kg		01/03/22 09:57	01/04/22 20:51	1
PCB-1260	0.23	U	0.23	0.11	mg/Kg		01/03/22 09:57	01/04/22 20:51	1
PCB-1262	0.23	U	0.23	0.11	mg/Kg		01/03/22 09:57	01/04/22 20:51	1
PCB-1268	0.23	U	0.23	0.11	mg/Kg		01/03/22 09:57	01/04/22 20:51	1

Surrogate	*MB %Recovery*	*MB Qualifier*	*Limits*	*Prepared*	*Analyzed*	*Dil Fac*
DCB Decachlorobiphenyl	*163*		*65 - 174*	*01/03/22 09:57*	*01/04/22 20:51*	*1*
Tetrachloro-m-xylene	*143*		*60 - 154*	*01/03/22 09:57*	*01/04/22 20:51*	*1*

Method: 8082A - Polychlorinated Biphenyls (PCBs) by Gas Chromatography (Continued)

Lab Sample ID: LCS 480-610624/2-A
Matrix: Solid
Analysis Batch: 610755

Client Sample ID: Lab Control Sample
Prep Type: Total/NA
Prep Batch: 610624

Analyte	Spike Added	LCS Result	LCS Qualifier	Unit	D	%Rec	%Rec. Limits
PCB-1016	2.36	3.54		mg/Kg		150	51 - 185
PCB-1260	2.36	3.83		mg/Kg		162	61 - 184

Surrogate	*LCS %Recovery*	*LCS Qualifier*	*Limits*
DCB Decachlorobiphenyl	*173*		*65 - 174*
Tetrachloro-m-xylene	*153*		*60 - 154*

Lab Sample ID: MB 480-610681/1-A
Matrix: Solid
Analysis Batch: 610823

Client Sample ID: Method Blank
Prep Type: Total/NA
Prep Batch: 610681

Analyte	MB Result	MB Qualifier	RL	MDL	Unit	D	Prepared	Analyzed	Dil Fac
PCB-1016	0.21	U	0.21	0.042	mg/Kg		01/04/22 07:12	01/05/22 14:04	1
PCB-1221	0.21	U	0.21	0.042	mg/Kg		01/04/22 07:12	01/05/22 14:04	1
PCB-1232	0.21	U	0.21	0.042	mg/Kg		01/04/22 07:12	01/05/22 14:04	1
PCB-1242	0.21	U	0.21	0.042	mg/Kg		01/04/22 07:12	01/05/22 14:04	1
PCB-1248	0.21	U	0.21	0.042	mg/Kg		01/04/22 07:12	01/05/22 14:04	1
PCB-1254	0.21	U	0.21	0.10	mg/Kg		01/04/22 07:12	01/05/22 14:04	1
PCB-1260	0.21	U	0.21	0.10	mg/Kg		01/04/22 07:12	01/05/22 14:04	1
PCB-1262	0.21	U	0.21	0.10	mg/Kg		01/04/22 07:12	01/05/22 14:04	1
PCB-1268	0.21	U	0.21	0.10	mg/Kg		01/04/22 07:12	01/05/22 14:04	1

Surrogate	*MB %Recovery*	*MB Qualifier*	*Limits*	*Prepared*	*Analyzed*	*Dil Fac*
DCB Decachlorobiphenyl	*114*		*65 - 174*	*01/04/22 07:12*	*01/05/22 14:04*	*1*
Tetrachloro-m-xylene	*102*		*60 - 154*	*01/04/22 07:12*	*01/05/22 14:04*	*1*

Lab Sample ID: LCS 480-610681/2-A
Matrix: Solid
Analysis Batch: 610823

Client Sample ID: Lab Control Sample
Prep Type: Total/NA
Prep Batch: 610681

Analyte	Spike Added	LCS Result	LCS Qualifier	Unit	D	%Rec	%Rec. Limits
PCB-1016	2.36	3.06		mg/Kg		130	51 - 185
PCB-1260	2.36	3.18		mg/Kg		135	61 - 184

Surrogate	*LCS %Recovery*	*LCS Qualifier*	*Limits*
DCB Decachlorobiphenyl	*134*		*65 - 174*
Tetrachloro-m-xylene	*129*		*60 - 154*

Method: 8151 - TCLP Herbicides

Lab Sample ID: MB 480-610943/1-A
Matrix: Solid
Analysis Batch: 611060

Client Sample ID: Method Blank
Prep Type: Total/NA
Prep Batch: 610943

Analyte	MB Result	MB Qualifier	RL	MDL	Unit	D	Prepared	Analyzed	Dil Fac
2,4-D	0.00050	U	0.00050	0.00010	mg/L		01/06/22 09:01	01/07/22 12:58	1
Silvex (2,4,5-TP)	0.00050	U	0.00050	0.000090	mg/L		01/06/22 09:01	01/07/22 12:58	1

Method: 8151 - TCLP Herbicides (Continued)

Lab Sample ID: MB 480-610943/1-A
Matrix: Solid
Analysis Batch: 611060

Client Sample ID: Method Blank
Prep Type: Total/NA
Prep Batch: 610943

Surrogate	MB %Recovery	MB Qualifier	Limits	Prepared	Analyzed	Dil Fac
2,4-Dichlorophenylacetic acid	83		48 - 132	01/06/22 09:01	01/07/22 12:58	1

Lab Sample ID: LCS 480-610943/2-A
Matrix: Solid
Analysis Batch: 611060

Client Sample ID: Lab Control Sample
Prep Type: Total/NA
Prep Batch: 610943

Analyte	Spike Added	LCS Result	LCS Qualifier	Unit	D	%Rec	%Rec. Limits
2,4-D	0.00200	0.00178		mg/L		89	36 - 150
Silvex (2,4,5-TP)	0.00200	0.00175		mg/L		87	49 - 150

Surrogate	LCS %Recovery	LCS Qualifier	Limits
2,4-Dichlorophenylacetic acid	74		48 - 132

Lab Sample ID: LCSD 480-610943/3-A
Matrix: Solid
Analysis Batch: 611060

Client Sample ID: Lab Control Sample Dup
Prep Type: Total/NA
Prep Batch: 610943

Analyte	Spike Added	LCSD Result	LCSD Qualifier	Unit	D	%Rec	%Rec. Limits	RPD	RPD Limit
2,4-D	0.00200	0.00181		mg/L		91	36 - 150	1	50
Silvex (2,4,5-TP)	0.00200	0.00170		mg/L		85	49 - 150	3	50

Surrogate	LCSD %Recovery	LCSD Qualifier	Limits
2,4-Dichlorophenylacetic acid	158	S1+	48 - 132

Lab Sample ID: MB 480-611079/1-A
Matrix: Solid
Analysis Batch: 611170

Client Sample ID: Method Blank
Prep Type: Total/NA
Prep Batch: 611079

Analyte	MB Result	MB Qualifier	RL	MDL	Unit	D	Prepared	Analyzed	Dil Fac
2,4-D	0.00050	U	0.00050	0.00010	mg/L		01/07/22 11:11	01/10/22 12:46	1
Silvex (2,4,5-TP)	0.00050	U	0.00050	0.000090	mg/L		01/07/22 11:11	01/10/22 12:46	1

Surrogate	MB %Recovery	MB Qualifier	Limits	Prepared	Analyzed	Dil Fac
2,4-Dichlorophenylacetic acid	74		48 - 132	01/07/22 11:11	01/10/22 12:46	1

Lab Sample ID: LCS 480-611079/2-A
Matrix: Solid
Analysis Batch: 611170

Client Sample ID: Lab Control Sample
Prep Type: Total/NA
Prep Batch: 611079

Analyte	Spike Added	LCS Result	LCS Qualifier	Unit	D	%Rec	%Rec. Limits
2,4-D	0.00200	0.00171		mg/L		85	36 - 150
Silvex (2,4,5-TP)	0.00200	0.00178		mg/L		89	49 - 150

Surrogate	LCS %Recovery	LCS Qualifier	Limits
2,4-Dichlorophenylacetic acid	77		48 - 132

Method: 8151 - TCLP Herbicides (Continued)

Lab Sample ID: LCSD 480-611079/3-A
Matrix: Solid
Analysis Batch: 611170

Client Sample ID: Lab Control Sample Dup
Prep Type: Total/NA
Prep Batch: 611079

Analyte			Spike Added	LCSD Result	LCSD Qualifier	Unit	D	%Rec	%Rec. Limits	RPD	RPD Limit
2,4-D			0.00200	0.00161		mg/L		80	36 - 150	6	50
Silvex (2,4,5-TP)			0.00200	0.00172		mg/L		86	49 - 150	3	50

Surrogate	*LCSD %Recovery*	*LCSD Qualifier*	*Limits*
2,4-Dichlorophenylacetic acid	*69*		*48 - 132*

Lab Sample ID: MB 480-611340/1-A
Matrix: Solid
Analysis Batch: 611470

Client Sample ID: Method Blank
Prep Type: Total/NA
Prep Batch: 611340

Analyte	MB Result	MB Qualifier	RL	MDL	Unit	D	Prepared	Analyzed	Dil Fac
2,4-D	0.00050	U	0.00050	0.00010	mg/L		01/11/22 09:37	01/12/22 12:58	1
Silvex (2,4,5-TP)	0.00050	U	0.00050	0.000090	mg/L		01/11/22 09:37	01/12/22 12:58	1

Surrogate	*MB %Recovery*	*MB Qualifier*	*Limits*	*Prepared*	*Analyzed*	*Dil Fac*
2,4-Dichlorophenylacetic acid	*81*		*48 - 132*	*01/11/22 09:37*	*01/12/22 12:58*	*1*

Lab Sample ID: LCS 480-611340/2-A
Matrix: Solid
Analysis Batch: 611470

Client Sample ID: Lab Control Sample
Prep Type: Total/NA
Prep Batch: 611340

Analyte			Spike Added	LCS Result	LCS Qualifier	Unit	D	%Rec	%Rec. Limits		
2,4-D			0.00200	0.00171		mg/L		85	36 - 150		
Silvex (2,4,5-TP)			0.00200	0.00183		mg/L		92	49 - 150		

Surrogate	*LCS %Recovery*	*LCS Qualifier*	*Limits*
2,4-Dichlorophenylacetic acid	*82*		*48 - 132*

Lab Sample ID: LCSD 480-611340/3-A
Matrix: Solid
Analysis Batch: 611470

Client Sample ID: Lab Control Sample Dup
Prep Type: Total/NA
Prep Batch: 611340

Analyte			Spike Added	LCSD Result	LCSD Qualifier	Unit	D	%Rec	%Rec. Limits	RPD	RPD Limit
2,4-D			0.00200	0.00175		mg/L		87	36 - 150	2	50
Silvex (2,4,5-TP)			0.00200	0.00189		mg/L		94	49 - 150	3	50

Surrogate	*LCSD %Recovery*	*LCSD Qualifier*	*Limits*
2,4-Dichlorophenylacetic acid	*77*		*48 - 132*

Lab Sample ID: LB 480-610766/1-F
Matrix: Solid
Analysis Batch: 611060

Client Sample ID: Method Blank
Prep Type: TCLP
Prep Batch: 610943

Analyte	LB Result	LB Qualifier	RL	MDL	Unit	D	Prepared	Analyzed	Dil Fac
2,4-D	0.0020	U	0.0020	0.00040	mg/L		01/06/22 09:01	01/07/22 14:27	1
Silvex (2,4,5-TP)	0.0020	U	0.0020	0.00036	mg/L		01/06/22 09:01	01/07/22 14:27	1

Method: 8151 - TCLP Herbicides (Continued)

Lab Sample ID: LB 480-610766/1-F
Matrix: Solid
Analysis Batch: 611060

Client Sample ID: Method Blank
Prep Type: TCLP
Prep Batch: 610943

Surrogate	*LB %Recovery*	*LB Qualifier*	*Limits*	*Prepared*	*Analyzed*	*Dil Fac*
2,4-Dichlorophenylacetic acid	*10*	*S1-*	*48 - 132*	*01/06/22 09:01*	*01/07/22 14:27*	*1*

Lab Sample ID: LB 480-610905/1-D
Matrix: Solid
Analysis Batch: 611170

Client Sample ID: Method Blank
Prep Type: TCLP
Prep Batch: 611079

Analyte	LB Result	LB Qualifier	RL	MDL	Unit	D	Prepared	Analyzed	Dil Fac
2,4-D	0.0020	U	0.0020	0.00040	mg/L		01/07/22 11:11	01/10/22 14:15	1
Silvex (2,4,5-TP)	0.0020	U	0.0020	0.00036	mg/L		01/07/22 11:11	01/10/22 14:15	1

Surrogate	*LB %Recovery*	*LB Qualifier*	*Limits*	*Prepared*	*Analyzed*	*Dil Fac*
2,4-Dichlorophenylacetic acid	*14*	*S1-*	*48 - 132*	*01/07/22 11:11*	*01/10/22 14:15*	*1*

Lab Sample ID: LB 480-610936/1-C
Matrix: Solid
Analysis Batch: 611470

Client Sample ID: Method Blank
Prep Type: TCLP
Prep Batch: 611340

Analyte	LB Result	LB Qualifier	RL	MDL	Unit	D	Prepared	Analyzed	Dil Fac
2,4-D	0.0020	U	0.0020	0.00040	mg/L		01/11/22 11:21	01/12/22 15:33	1
Silvex (2,4,5-TP)	0.0020	U	0.0020	0.00036	mg/L		01/11/22 11:21	01/12/22 15:33	1

Surrogate	*LB %Recovery*	*LB Qualifier*	*Limits*	*Prepared*	*Analyzed*	*Dil Fac*
2,4-Dichlorophenylacetic acid	*8*	*S1-*	*48 - 132*	*01/11/22 11:21*	*01/12/22 15:33*	*1*

Method: 6010C - Metals (ICP)

Lab Sample ID: MB 480-610865/2-A
Matrix: Solid
Analysis Batch: 611065

Client Sample ID: Method Blank
Prep Type: Total/NA
Prep Batch: 610865

Analyte	MB Result	MB Qualifier	RL	MDL	Unit	D	Prepared	Analyzed	Dil Fac
Arsenic	0.015	U	0.015	0.0056	mg/L		01/06/22 08:15	01/06/22 14:11	1
Barium	1.0	U	1.0	0.10	mg/L		01/06/22 08:15	01/06/22 14:11	1
Cadmium	0.0020	U	0.0020	0.00050	mg/L		01/06/22 08:15	01/06/22 14:11	1
Chromium	0.020	U	0.020	0.010	mg/L		01/06/22 08:15	01/06/22 14:11	1
Lead	0.020	U	0.020	0.0030	mg/L		01/06/22 08:15	01/06/22 14:11	1
Selenium	0.025	U	0.025	0.0087	mg/L		01/06/22 08:15	01/06/22 14:11	1
Silver	0.0060	U	0.0060	0.0017	mg/L		01/06/22 08:15	01/06/22 14:11	1

Lab Sample ID: LCS 480-610865/3-A
Matrix: Solid
Analysis Batch: 611065

Client Sample ID: Lab Control Sample
Prep Type: Total/NA
Prep Batch: 610865

Analyte	Spike Added	LCS Result	LCS Qualifier	Unit	D	%Rec	%Rec. Limits
Arsenic	1.00	1.05		mg/L		105	80 - 120
Barium	1.00	0.992	J	mg/L		99	80 - 120
Cadmium	1.00	1.01		mg/L		101	80 - 120
Chromium	1.00	0.996		mg/L		100	80 - 120

Method: 6010C - Metals (ICP) (Continued)

Lab Sample ID: LCS 480-610865/3-A
Matrix: Solid
Analysis Batch: 611065

Client Sample ID: Lab Control Sample
Prep Type: Total/NA
Prep Batch: 610865

Analyte	Spike Added	LCS Result	LCS Qualifier	Unit	D	%Rec	%Rec. Limits
Lead	1.00	0.978		mg/L		98	80 - 120
Selenium	1.00	1.04		mg/L		104	80 - 120
Silver	1.00	0.999		mg/L		100	80 - 120

Lab Sample ID: MB 480-611074/2-A
Matrix: Solid
Analysis Batch: 611215

Client Sample ID: Method Blank
Prep Type: Total/NA
Prep Batch: 611074

Analyte	MB Result	MB Qualifier	RL	MDL	Unit	D	Prepared	Analyzed	Dil Fac
Arsenic	0.015	U	0.015	0.0056	mg/L		01/07/22 11:22	01/07/22 22:16	1
Barium	1.0	U	1.0	0.10	mg/L		01/07/22 11:22	01/07/22 22:16	1
Cadmium	0.0020	U	0.0020	0.00050	mg/L		01/07/22 11:22	01/07/22 22:16	1
Chromium	0.020	U	0.020	0.010	mg/L		01/07/22 11:22	01/07/22 22:16	1
Lead	0.020	U	0.020	0.0030	mg/L		01/07/22 11:22	01/07/22 22:16	1
Selenium	0.025	U	0.025	0.0087	mg/L		01/07/22 11:22	01/07/22 22:16	1
Silver	0.0060	U	0.0060	0.0017	mg/L		01/07/22 11:22	01/07/22 22:16	1

Lab Sample ID: LCS 480-611074/3-A
Matrix: Solid
Analysis Batch: 611215

Client Sample ID: Lab Control Sample
Prep Type: Total/NA
Prep Batch: 611074

Analyte	Spike Added	LCS Result	LCS Qualifier	Unit	D	%Rec	%Rec. Limits
Arsenic	1.00	1.04		mg/L		104	80 - 120
Barium	1.00	0.938	J	mg/L		94	80 - 120
Cadmium	1.00	0.912		mg/L		91	80 - 120
Chromium	1.00	0.969		mg/L		97	80 - 120
Lead	1.00	0.951		mg/L		95	80 - 120
Selenium	1.00	0.985		mg/L		98	80 - 120
Silver	1.00	0.951		mg/L		95	80 - 120

Lab Sample ID: MB 480-611362/2-A
Matrix: Solid
Analysis Batch: 611501

Client Sample ID: Method Blank
Prep Type: Total/NA
Prep Batch: 611362

Analyte	MB Result	MB Qualifier	RL	MDL	Unit	D	Prepared	Analyzed	Dil Fac
Arsenic	0.015	U	0.015	0.0056	mg/L		01/11/22 11:24	01/11/22 20:48	1
Barium	1.0	U	1.0	0.10	mg/L		01/11/22 11:24	01/11/22 20:48	1
Cadmium	0.0020	U	0.0020	0.00050	mg/L		01/11/22 11:24	01/11/22 20:48	1
Chromium	0.020	U	0.020	0.010	mg/L		01/11/22 11:24	01/11/22 20:48	1
Lead	0.020	U	0.020	0.0030	mg/L		01/11/22 11:24	01/11/22 20:48	1
Selenium	0.025	U	0.025	0.0087	mg/L		01/11/22 11:24	01/11/22 20:48	1
Silver	0.0060	U	0.0060	0.0017	mg/L		01/11/22 11:24	01/11/22 20:48	1

Lab Sample ID: LCS 480-611362/3-A
Matrix: Solid
Analysis Batch: 611501

Client Sample ID: Lab Control Sample
Prep Type: Total/NA
Prep Batch: 611362

Analyte	Spike Added	LCS Result	LCS Qualifier	Unit	D	%Rec	%Rec. Limits
Arsenic	1.00	1.07		mg/L		107	80 - 120
Barium	1.00	0.982	J	mg/L		98	80 - 120

Method: 6010C - Metals (ICP) (Continued)

Lab Sample ID: LCS 480-611362/3-A
Matrix: Solid
Analysis Batch: 611501

Client Sample ID: Lab Control Sample
Prep Type: Total/NA
Prep Batch: 611362

Analyte	Spike Added	LCS Result	LCS Qualifier	Unit	D	%Rec	%Rec. Limits
Cadmium	1.00	1.02		mg/L		102	80 - 120
Chromium	1.00	1.00		mg/L		100	80 - 120
Lead	1.00	1.05		mg/L		105	80 - 120
Selenium	1.00	1.07		mg/L		107	80 - 120
Silver	1.00	1.06		mg/L		106	80 - 120

Lab Sample ID: LB 480-610766/1-C
Matrix: Solid
Analysis Batch: 611065

Client Sample ID: Method Blank
Prep Type: TCLP
Prep Batch: 610865

Analyte	LB Result	LB Qualifier	RL	MDL	Unit	D	Prepared	Analyzed	Dil Fac
Arsenic	0.015	U	0.015	0.0056	mg/L		01/06/22 08:15	01/06/22 14:07	1
Barium	1.0	U	1.0	0.10	mg/L		01/06/22 08:15	01/06/22 14:07	1
Cadmium	0.0020	U	0.0020	0.00050	mg/L		01/06/22 08:15	01/06/22 14:07	1
Chromium	0.020	U	0.020	0.010	mg/L		01/06/22 08:15	01/06/22 14:07	1
Lead	0.00433	J	0.020	0.0030	mg/L		01/06/22 08:15	01/06/22 14:07	1
Selenium	0.025	U	0.025	0.0087	mg/L		01/06/22 08:15	01/06/22 14:07	1
Silver	0.0060	U	0.0060	0.0017	mg/L		01/06/22 08:15	01/06/22 14:07	1

Lab Sample ID: 480-193838-1 MS
Matrix: Solid
Analysis Batch: 611065

Client Sample ID: PF1
Prep Type: TCLP
Prep Batch: 610865

Analyte	Sample Result	Sample Qualifier	Spike Added	MS Result	MS Qualifier	Unit	D	%Rec	%Rec. Limits
Arsenic	0.015	U	1.00	1.08		mg/L		108	75 - 125
Barium	0.48	J	1.00	1.51		mg/L		103	75 - 125
Cadmium	0.0018	J	1.00	1.05		mg/L		104	75 - 125
Chromium	0.020	U	1.00	0.992		mg/L		99	75 - 125
Lead	0.0053	J B	1.00	1.00		mg/L		100	75 - 125
Selenium	0.025	U	1.00	1.08		mg/L		108	75 - 125
Silver	0.0060	U	1.00	1.03		mg/L		103	75 - 125

Lab Sample ID: 480-193838-1 MSD
Matrix: Solid
Analysis Batch: 611065

Client Sample ID: PF1
Prep Type: TCLP
Prep Batch: 610865

Analyte	Sample Result	Sample Qualifier	Spike Added	MSD Result	MSD Qualifier	Unit	D	%Rec	%Rec. Limits	RPD	RPD Limit
Arsenic	0.015	U	1.00	1.07		mg/L		107	75 - 125	1	20
Barium	0.48	J	1.00	1.48		mg/L		100	75 - 125	2	20
Cadmium	0.0018	J	1.00	1.03		mg/L		103	75 - 125	1	20
Chromium	0.020	U	1.00	0.967		mg/L		97	75 - 125	3	20
Lead	0.0053	J B	1.00	0.995		mg/L		99	75 - 125	1	20
Selenium	0.025	U	1.00	1.05		mg/L		105	75 - 125	3	20
Silver	0.0060	U	1.00	1.02		mg/L		102	75 - 125	1	20

Method: 6010C - Metals (ICP) (Continued)

Lab Sample ID: LB 480-610905/1-B
Matrix: Solid
Analysis Batch: 611215

Client Sample ID: Method Blank
Prep Type: TCLP
Prep Batch: 611074

Analyte	LB Result	LB Qualifier	RL	MDL	Unit	D	Prepared	Analyzed	Dil Fac
Arsenic	0.015	U	0.015	0.0056	mg/L		01/07/22 11:22	01/07/22 22:12	1
Barium	1.0	U	1.0	0.10	mg/L		01/07/22 11:22	01/07/22 22:12	1
Cadmium	0.0020	U	0.0020	0.00050	mg/L		01/07/22 11:22	01/07/22 22:12	1
Chromium	0.020	U	0.020	0.010	mg/L		01/07/22 11:22	01/07/22 22:12	1
Lead	0.020	U	0.020	0.0030	mg/L		01/07/22 11:22	01/07/22 22:12	1
Selenium	0.025	U	0.025	0.0087	mg/L		01/07/22 11:22	01/07/22 22:12	1
Silver	0.0060	U	0.0060	0.0017	mg/L		01/07/22 11:22	01/07/22 22:12	1

Lab Sample ID: 480-193838-18 MS
Matrix: Solid
Analysis Batch: 611215

Client Sample ID: PF18
Prep Type: TCLP
Prep Batch: 611074

Analyte	Sample Result	Sample Qualifier	Spike Added	MS Result	MS Qualifier	Unit	D	%Rec	%Rec. Limits		
Arsenic	0.015	U	1.00	1.10		mg/L		110	75 - 125		
Barium	0.33	J	1.00	1.31		mg/L		99	75 - 125		
Cadmium	0.0023		1.00	0.986		mg/L		98	75 - 125		
Chromium	0.020	U	1.00	0.967		mg/L		97	75 - 125		
Lead	0.020	U	1.00	0.998		mg/L		100	75 - 125		
Selenium	0.025	U	1.00	1.07		mg/L		107	75 - 125		
Silver	0.0060	U	1.00	1.05		mg/L		105	75 - 125		

Lab Sample ID: 480-193838-18 MSD
Matrix: Solid
Analysis Batch: 611215

Client Sample ID: PF18
Prep Type: TCLP
Prep Batch: 611074

Analyte	Sample Result	Sample Qualifier	Spike Added	MSD Result	MSD Qualifier	Unit	D	%Rec	%Rec. Limits	RPD	RPD Limit
Arsenic	0.015	U	1.00	1.11		mg/L		111	75 - 125	1	20
Barium	0.33	J	1.00	1.32		mg/L		99	75 - 125	0	20
Cadmium	0.0023		1.00	0.962		mg/L		96	75 - 125	2	20
Chromium	0.020	U	1.00	0.964		mg/L		96	75 - 125	0	20
Lead	0.020	U	1.00	0.988		mg/L		99	75 - 125	1	20
Selenium	0.025	U	1.00	1.06		mg/L		106	75 - 125	1	20
Silver	0.0060	U	1.00	1.02		mg/L		102	75 - 125	3	20

Lab Sample ID: LB 480-610936/1-B
Matrix: Solid
Analysis Batch: 611501

Client Sample ID: Method Blank
Prep Type: TCLP
Prep Batch: 611362

Analyte	LB Result	LB Qualifier	RL	MDL	Unit	D	Prepared	Analyzed	Dil Fac
Arsenic	0.015	U	0.015	0.0056	mg/L		01/11/22 11:24	01/11/22 20:45	1
Barium	1.0	U	1.0	0.10	mg/L		01/11/22 11:24	01/11/22 20:45	1
Cadmium	0.0020	U	0.0020	0.00050	mg/L		01/11/22 11:24	01/11/22 20:45	1
Chromium	0.020	U	0.020	0.010	mg/L		01/11/22 11:24	01/11/22 20:45	1
Lead	0.020	U	0.020	0.0030	mg/L		01/11/22 11:24	01/11/22 20:45	1
Selenium	0.025	U	0.025	0.0087	mg/L		01/11/22 11:24	01/11/22 20:45	1
Silver	0.0060	U	0.0060	0.0017	mg/L		01/11/22 11:24	01/11/22 20:45	1

Method: 6010C - Metals (ICP) (Continued)

Lab Sample ID: 480-193838-35 MS — **Client Sample ID: PF35**
Matrix: Solid — **Prep Type: TCLP**
Analysis Batch: 611501 — **Prep Batch: 611362**

Analyte	Sample Result	Sample Qualifier	Spike Added	MS Result	MS Qualifier	Unit	D	%Rec	%Rec. Limits
Arsenic	0.015	U	1.00	1.01		mg/L		101	75 - 125
Barium	0.62	J	1.00	1.55		mg/L		93	75 - 125
Cadmium	0.0026		1.00	0.983		mg/L		98	75 - 125
Chromium	0.020	U	1.00	0.921		mg/L		92	75 - 125
Lead	0.10		1.00	1.12		mg/L		101	75 - 125
Selenium	0.025	U	1.00	1.03		mg/L		103	75 - 125
Silver	0.0060	U	1.00	1.06		mg/L		106	75 - 125

Lab Sample ID: 480-193838-35 MSD — **Client Sample ID: PF35**
Matrix: Solid — **Prep Type: TCLP**
Analysis Batch: 611501 — **Prep Batch: 611362**

Analyte	Sample Result	Sample Qualifier	Spike Added	MSD Result	MSD Qualifier	Unit	D	%Rec	%Rec. Limits	RPD	RPD Limit
Arsenic	0.015	U	1.00	1.07		mg/L		107	75 - 125	5	20
Barium	0.62	J	1.00	1.60		mg/L		98	75 - 125	3	20
Cadmium	0.0026		1.00	1.02		mg/L		102	75 - 125	4	20
Chromium	0.020	U	1.00	0.963		mg/L		96	75 - 125	5	20
Lead	0.10		1.00	1.16		mg/L		106	75 - 125	4	20
Selenium	0.025	U	1.00	1.10		mg/L		110	75 - 125	7	20
Silver	0.0060	U	1.00	1.10		mg/L		110	75 - 125	4	20

Method: 7470A - TCLP Mercury

Lab Sample ID: MB 480-611087/2-A — **Client Sample ID: Method Blank**
Matrix: Solid — **Prep Type: Total/NA**
Analysis Batch: 611132 — **Prep Batch: 611087**

Analyte	MB Result	MB Qualifier	RL	MDL	Unit	D	Prepared	Analyzed	Dil Fac
Mercury	0.00020	U	0.00020	0.000043	mg/L		01/07/22 12:47	01/07/22 16:33	1

Lab Sample ID: LCS 480-611087/3-A — **Client Sample ID: Lab Control Sample**
Matrix: Solid — **Prep Type: Total/NA**
Analysis Batch: 611132 — **Prep Batch: 611087**

Analyte	Spike Added	LCS Result	LCS Qualifier	Unit	D	%Rec	%Rec. Limits
Mercury	0.00668	0.00625		mg/L		94	80 - 120

Lab Sample ID: MB 480-611377/2-A — **Client Sample ID: Method Blank**
Matrix: Solid — **Prep Type: Total/NA**
Analysis Batch: 611421 — **Prep Batch: 611377**

Analyte	MB Result	MB Qualifier	RL	MDL	Unit	D	Prepared	Analyzed	Dil Fac
Mercury	0.00020	U	0.00020	0.000043	mg/L		01/11/22 12:54	01/11/22 16:05	1

Lab Sample ID: LCS 480-611377/3-A — **Client Sample ID: Lab Control Sample**
Matrix: Solid — **Prep Type: Total/NA**
Analysis Batch: 611421 — **Prep Batch: 611377**

Analyte	Spike Added	LCS Result	LCS Qualifier	Unit	D	%Rec	%Rec. Limits
Mercury	0.00668	0.00593		mg/L		89	80 - 120

Method: 7470A - TCLP Mercury

Lab Sample ID: MB 480-611516/2-A — **Client Sample ID: Method Blank**
Matrix: Solid — **Prep Type: Total/NA**
Analysis Batch: 611585 — **Prep Batch: 611516**

Analyte	MB Result	MB Qualifier	RL	MDL	Unit	D	Prepared	Analyzed	Dil Fac
Mercury	0.00020	U	0.00020	0.000043	mg/L		01/12/22 13:35	01/12/22 16:15	1

Lab Sample ID: LCS 480-611516/3-A — **Client Sample ID: Lab Control Sample**
Matrix: Solid — **Prep Type: Total/NA**
Analysis Batch: 611585 — **Prep Batch: 611516**

Analyte	Spike Added	LCS Result	LCS Qualifier	Unit	D	%Rec	%Rec. Limits
Mercury	0.00668	0.00647		mg/L		97	80 - 120

Lab Sample ID: LCSD 480-611516/4-A — **Client Sample ID: Lab Control Sample Dup**
Matrix: Solid — **Prep Type: Total/NA**
Analysis Batch: 611585 — **Prep Batch: 611516**

Analyte	Spike Added	LCSD Result	LCSD Qualifier	Unit	D	%Rec	%Rec. Limits	RPD	RPD Limit
Mercury	0.00668	0.00655		mg/L		98	80 - 120	1	20

Lab Sample ID: LB 480-610905/1-E — **Client Sample ID: Method Blank**
Matrix: Solid — **Prep Type: TCLP**
Analysis Batch: 611132 — **Prep Batch: 611087**

Analyte	LB Result	LB Qualifier	RL	MDL	Unit	D	Prepared	Analyzed	Dil Fac
Mercury	0.00020	U	0.00020	0.000043	mg/L		01/07/22 12:47	01/07/22 16:31	1

Lab Sample ID: 480-193838-18 MS — **Client Sample ID: PF18**
Matrix: Solid — **Prep Type: TCLP**
Analysis Batch: 611132 — **Prep Batch: 611087**

Analyte	Sample Result	Sample Qualifier	Spike Added	MS Result	MS Qualifier	Unit	D	%Rec	%Rec. Limits
Mercury	0.00020	U F1	0.00668	0.00498	F1	mg/L		75	80 - 120

Lab Sample ID: 480-193838-18 MSD — **Client Sample ID: PF18**
Matrix: Solid — **Prep Type: TCLP**
Analysis Batch: 611132 — **Prep Batch: 611087**

Analyte	Sample Result	Sample Qualifier	Spike Added	MSD Result	MSD Qualifier	Unit	D	%Rec	%Rec. Limits	RPD	RPD Limit
Mercury	0.00020	U F1	0.00668	0.00500	F1	mg/L		75	80 - 120	0	20

Lab Sample ID: LB 480-610936/1-D — **Client Sample ID: Method Blank**
Matrix: Solid — **Prep Type: TCLP**
Analysis Batch: 611421 — **Prep Batch: 611377**

Analyte	LB Result	LB Qualifier	RL	MDL	Unit	D	Prepared	Analyzed	Dil Fac
Mercury	0.00020	U	0.00020	0.000043	mg/L		01/11/22 12:54	01/11/22 16:03	1

Lab Sample ID: 480-193838-35 MS — **Client Sample ID: PF35**
Matrix: Solid — **Prep Type: TCLP**
Analysis Batch: 611421 — **Prep Batch: 611377**

Analyte	Sample Result	Sample Qualifier	Spike Added	MS Result	MS Qualifier	Unit	D	%Rec	%Rec. Limits
Mercury	0.00020	U	0.00668	0.00557		mg/L		83	80 - 120

Method: 7470A - TCLP Mercury

Lab Sample ID: 480-193838-35 MSD — **Client Sample ID: PF35**
Matrix: Solid — **Prep Type: TCLP**
Analysis Batch: 611421 — **Prep Batch: 611377**

Analyte	Sample Result	Sample Qualifier	Spike Added	MSD Result	MSD Qualifier	Unit	D	%Rec	%Rec. Limits	RPD	RPD Limit
Mercury	0.00020	U	0.00668	0.00532		mg/L		80	80 - 120	5	20

Lab Sample ID: LB 480-610766/1-H — **Client Sample ID: Method Blank**
Matrix: Solid — **Prep Type: TCLP**
Analysis Batch: 611585 — **Prep Batch: 611516**

Analyte	LB Result	LB Qualifier	RL	MDL	Unit	D	Prepared	Analyzed	Dil Fac
Mercury	0.00020	U	0.00020	0.000043	mg/L		01/12/22 13:35	01/12/22 16:13	1

Method: 1010A - Ignitability, Pensky-Martens Closed-Cup Method

Lab Sample ID: LCS 480-611027/1 — **Client Sample ID: Lab Control Sample**
Matrix: Solid — **Prep Type: Total/NA**
Analysis Batch: 611027

Analyte			Spike Added	LCS Result	LCS Qualifier	Unit	D	%Rec	%Rec. Limits		
Flashpoint			81.0	80.00		Degrees F		99	97.5 - 102.5		

Lab Sample ID: 480-193838-28 DU — **Client Sample ID: PF28**
Matrix: Solid — **Prep Type: Total/NA**
Analysis Batch: 611027

Analyte	Sample Result	Sample Qualifier		DU Result	DU Qualifier	Unit	D			RPD	RPD Limit
Flashpoint	>180			>180.0		Degrees F				NC	10

Lab Sample ID: LCS 480-611028/1 — **Client Sample ID: Lab Control Sample**
Matrix: Solid — **Prep Type: Total/NA**
Analysis Batch: 611028

Analyte			Spike Added	LCS Result	LCS Qualifier	Unit	D	%Rec	%Rec. Limits		
Flashpoint			81.0	79.00		Degrees F		98	97.5 - 102.5		

Lab Sample ID: 480-193838-31 DU — **Client Sample ID: PF31**
Matrix: Solid — **Prep Type: Total/NA**
Analysis Batch: 611028

Analyte	Sample Result	Sample Qualifier		DU Result	DU Qualifier	Unit	D			RPD	RPD Limit
Flashpoint	>175			>175.0		Degrees F				NC	10

Lab Sample ID: LCS 480-611125/1 — **Client Sample ID: Lab Control Sample**
Matrix: Solid — **Prep Type: Total/NA**
Analysis Batch: 611125

Analyte			Spike Added	LCS Result	LCS Qualifier	Unit	D	%Rec	%Rec. Limits		
Flashpoint			81.0	83.00		Degrees F		102	97.5 - 102.5		

Method: 1010A - Ignitability, Pensky-Martens Closed-Cup Method (Continued)

Lab Sample ID: LCS 480-611128/1 — **Client Sample ID: Lab Control Sample**
Matrix: Solid — **Prep Type: Total/NA**
Analysis Batch: 611128

Analyte			Spike Added	LCS Result	LCS Qualifier	Unit	D	%Rec	%Rec. Limits		
Flashpoint			81.0	83.00		Degrees F		102	97.5 - 102.5		

Lab Sample ID: LCS 480-611411/1 — **Client Sample ID: Lab Control Sample**
Matrix: Solid — **Prep Type: Total/NA**
Analysis Batch: 611411

Analyte			Spike Added	LCS Result	LCS Qualifier	Unit	D	%Rec	%Rec. Limits		
Flashpoint			81.0	82.00		Degrees F		101	97.5 - 102.5		

Lab Sample ID: 480-193838-2 DU — **Client Sample ID: PF2**
Matrix: Solid — **Prep Type: Total/NA**
Analysis Batch: 611411

Analyte	Sample Result	Sample Qualifier		DU Result	DU Qualifier	Unit	D			RPD	RPD Limit
Flashpoint	>180			>180.0		Degrees F				NC	10

Lab Sample ID: LCS 480-611415/1 — **Client Sample ID: Lab Control Sample**
Matrix: Solid — **Prep Type: Total/NA**
Analysis Batch: 611415

Analyte			Spike Added	LCS Result	LCS Qualifier	Unit	D	%Rec	%Rec. Limits		
Flashpoint			81.0	80.00		Degrees F		99	97.5 - 102.5		

Lab Sample ID: 480-193838-1 DU — **Client Sample ID: PF1**
Matrix: Solid — **Prep Type: Total/NA**
Analysis Batch: 611415

Analyte	Sample Result	Sample Qualifier		DU Result	DU Qualifier	Unit	D			RPD	RPD Limit
Flashpoint	>175			>175.0		Degrees F				NC	10

Lab Sample ID: LCS 480-611547/1 — **Client Sample ID: Lab Control Sample**
Matrix: Solid — **Prep Type: Total/NA**
Analysis Batch: 611547

Analyte			Spike Added	LCS Result	LCS Qualifier	Unit	D	%Rec	%Rec. Limits		
Flashpoint			81.0	80.00		Degrees F		99	97.5 - 102.5		

Lab Sample ID: 480-193838-12 DU — **Client Sample ID: PF12**
Matrix: Solid — **Prep Type: Total/NA**
Analysis Batch: 611547

Analyte	Sample Result	Sample Qualifier		DU Result	DU Qualifier	Unit	D			RPD	RPD Limit
Flashpoint	>180			>180.0		Degrees F				NC	10

Method: 1010A - Ignitability, Pensky-Martens Closed-Cup Method (Continued)

Lab Sample ID: LCS 480-611590/1
Matrix: Solid
Analysis Batch: 611590
Client Sample ID: Lab Control Sample
Prep Type: Total/NA

Analyte			Spike Added	LCS Result	LCS Qualifier	Unit	D	%Rec	%Rec. Limits		
Flashpoint			81.0	80.00		Degrees F		99	97.5 - 102.5		

Lab Sample ID: 480-193838-25 DU
Matrix: Solid
Analysis Batch: 611590
Client Sample ID: PF25
Prep Type: Total/NA

Analyte	Sample Result	Sample Qualifier		DU Result	DU Qualifier	Unit	D			RPD	RPD Limit
Flashpoint	>180			>180.0		Degrees F				NC	10

Lab Sample ID: LCS 480-611591/1
Matrix: Solid
Analysis Batch: 611591
Client Sample ID: Lab Control Sample
Prep Type: Total/NA

Analyte			Spike Added	LCS Result	LCS Qualifier	Unit	D	%Rec	%Rec. Limits		
Flashpoint			81.0	80.00		Degrees F		99	97.5 - 102.5		

Method: 9012 - Cyanide, Reactive

Lab Sample ID: MB 480-610888/1-A
Matrix: Solid
Analysis Batch: 610967
Client Sample ID: Method Blank
Prep Type: Total/NA
Prep Batch: 610888

Analyte	MB Result	MB Qualifier	RL	MDL	Unit	D	Prepared	Analyzed	Dil Fac
Cyanide, Reactive	10.0	U	10.0	10.0	mg/Kg		01/05/22 08:30	01/06/22 09:53	1

Lab Sample ID: LCS 480-610888/2-A
Matrix: Solid
Analysis Batch: 610967
Client Sample ID: Lab Control Sample
Prep Type: Total/NA
Prep Batch: 610888

Analyte			Spike Added	LCS Result	LCS Qualifier	Unit	D	%Rec	%Rec. Limits		
Cyanide, Reactive			1000	416.3		mg/Kg		42	10 - 100		

Lab Sample ID: MB 480-610987/1-A
Matrix: Solid
Analysis Batch: 611003
Client Sample ID: Method Blank
Prep Type: Total/NA
Prep Batch: 610987

Analyte	MB Result	MB Qualifier	RL	MDL	Unit	D	Prepared	Analyzed	Dil Fac
Cyanide, Reactive	10.0	U	10.0	10.0	mg/Kg		01/06/22 12:52	01/06/22 13:22	1

Lab Sample ID: LCS 480-610987/2-A
Matrix: Solid
Analysis Batch: 611003
Client Sample ID: Lab Control Sample
Prep Type: Total/NA
Prep Batch: 610987

Analyte			Spike Added	LCS Result	LCS Qualifier	Unit	D	%Rec	%Rec. Limits		
Cyanide, Reactive			1000	301.3		mg/Kg		30	10 - 100		

Method: 9012 - Cyanide, Reactive (Continued)

Lab Sample ID: MB 480-611097/1-A — **Client Sample ID: Method Blank**
Matrix: Solid — **Prep Type: Total/NA**
Analysis Batch: 611131 — **Prep Batch: 611097**

Analyte	MB Result	MB Qualifier	RL	MDL	Unit	D	Prepared	Analyzed	Dil Fac
Cyanide, Reactive	10.0	U	10.0	10.0	mg/Kg		01/07/22 08:30	01/07/22 16:20	1

Lab Sample ID: LCS 480-611097/2-A — **Client Sample ID: Lab Control Sample**
Matrix: Solid — **Prep Type: Total/NA**
Analysis Batch: 611131 — **Prep Batch: 611097**

Analyte	Spike Added	LCS Result	LCS Qualifier	Unit	D	%Rec	%Rec. Limits
Cyanide, Reactive	1000	282.5		mg/Kg		28	10 - 100

Lab Sample ID: 480-193838-19 DU — **Client Sample ID: PF19**
Matrix: Solid — **Prep Type: Total/NA**
Analysis Batch: 611131 — **Prep Batch: 611097**

Analyte	Sample Result	Sample Qualifier	DU Result	DU Qualifier	Unit	D	RPD	RPD Limit
Cyanide, Reactive	10	U	9.9	U	mg/Kg		NC	20

Lab Sample ID: MB 480-611280/1-A — **Client Sample ID: Method Blank**
Matrix: Solid — **Prep Type: Total/NA**
Analysis Batch: 611397 — **Prep Batch: 611280**

Analyte	MB Result	MB Qualifier	RL	MDL	Unit	D	Prepared	Analyzed	Dil Fac
Cyanide, Reactive	10.0	U	10.0	10.0	mg/Kg		01/10/22 09:00	01/11/22 11:43	1

Lab Sample ID: LCS 480-611280/2-A — **Client Sample ID: Lab Control Sample**
Matrix: Solid — **Prep Type: Total/NA**
Analysis Batch: 611397 — **Prep Batch: 611280**

Analyte	Spike Added	LCS Result	LCS Qualifier	Unit	D	%Rec	%Rec. Limits
Cyanide, Reactive	1000	250	U	mg/Kg		23	10 - 100

Method: 9034 - Sulfide, Reactive

Lab Sample ID: MB 480-610885/1-A — **Client Sample ID: Method Blank**
Matrix: Solid — **Prep Type: Total/NA**
Analysis Batch: 610886 — **Prep Batch: 610885**

Analyte	MB Result	MB Qualifier	RL	MDL	Unit	D	Prepared	Analyzed	Dil Fac
Sulfide, Reactive	10.0	U	10.0	10.0	mg/Kg		01/05/22 08:30	01/05/22 13:30	1

Lab Sample ID: LCS 480-610885/2-A — **Client Sample ID: Lab Control Sample**
Matrix: Solid — **Prep Type: Total/NA**
Analysis Batch: 610886 — **Prep Batch: 610885**

Analyte	Spike Added	LCS Result	LCS Qualifier	Unit	D	%Rec	%Rec. Limits
Sulfide, Reactive	720	380.7		mg/Kg		53	10 - 100

Method: 9034 - Sulfide, Reactive (Continued)

Lab Sample ID: MB 480-610992/1-A
Matrix: Solid
Analysis Batch: 611057

Client Sample ID: Method Blank
Prep Type: Total/NA
Prep Batch: 610992

Analyte	MB Result	MB Qualifier	RL	MDL	Unit	D	Prepared	Analyzed	Dil Fac
Sulfide, Reactive	10.0	U	10.0	10.0	mg/Kg		01/06/22 12:52	01/06/22 13:00	1

Lab Sample ID: LCS 480-610992/2-A
Matrix: Solid
Analysis Batch: 611057

Client Sample ID: Lab Control Sample
Prep Type: Total/NA
Prep Batch: 610992

Analyte	Spike Added	LCS Result	LCS Qualifier	Unit	D	%Rec	%Rec. Limits
Sulfide, Reactive	1170	420.8		mg/Kg		36	10 - 100

Lab Sample ID: MB 480-611112/1-A
Matrix: Solid
Analysis Batch: 611113

Client Sample ID: Method Blank
Prep Type: Total/NA
Prep Batch: 611112

Analyte	MB Result	MB Qualifier	RL	MDL	Unit	D	Prepared	Analyzed	Dil Fac
Sulfide, Reactive	10.0	U	10.0	10.0	mg/Kg		01/07/22 08:30	01/07/22 14:00	1

Lab Sample ID: LCS 480-611112/2-A
Matrix: Solid
Analysis Batch: 611113

Client Sample ID: Lab Control Sample
Prep Type: Total/NA
Prep Batch: 611112

Analyte	Spike Added	LCS Result	LCS Qualifier	Unit	D	%Rec	%Rec. Limits
Sulfide, Reactive	940	480.9		mg/Kg		51	10 - 100

Lab Sample ID: 480-193838-19 DU
Matrix: Solid
Analysis Batch: 611113

Client Sample ID: PF19
Prep Type: Total/NA
Prep Batch: 611112

Analyte	Sample Result	Sample Qualifier	DU Result	DU Qualifier	Unit	D	RPD	RPD Limit
Sulfide, Reactive	10	U	9.9	U	mg/Kg		NC	20

Lab Sample ID: MB 480-611281/1-A
Matrix: Solid
Analysis Batch: 611284

Client Sample ID: Method Blank
Prep Type: Total/NA
Prep Batch: 611281

Analyte	MB Result	MB Qualifier	RL	MDL	Unit	D	Prepared	Analyzed	Dil Fac
Sulfide, Reactive	10.0	U	10.0	10.0	mg/Kg		01/10/22 09:00	01/10/22 15:18	1

Lab Sample ID: LCS 480-611281/2-A
Matrix: Solid
Analysis Batch: 611284

Client Sample ID: Lab Control Sample
Prep Type: Total/NA
Prep Batch: 611281

Analyte	Spike Added	LCS Result	LCS Qualifier	Unit	D	%Rec	%Rec. Limits
Sulfide, Reactive	940	741.4		mg/Kg		79	10 - 100

Method: 9045C - pH

Lab Sample ID: LCS 480-610898/1 — **Client Sample ID: Lab Control Sample**
Matrix: Solid — **Prep Type: Total/NA**
Analysis Batch: 610898

Analyte			Spike Added	LCS Result	LCS Qualifier	Unit	D	%Rec	%Rec. Limits		
pH			7.00	7.1		SU		101	99 - 101		

Lab Sample ID: 480-193838-1 DU — **Client Sample ID: PF1**
Matrix: Solid — **Prep Type: Total/NA**
Analysis Batch: 610898

Analyte	Sample Result	Sample Qualifier		DU Result	DU Qualifier	Unit	D			RPD	RPD Limit
pH	7.0	HF		7.1		SU				0.7	5
Temperature	19.0	HF		19.1		Degrees C				0.5	10

Lab Sample ID: 480-193838-9 DU — **Client Sample ID: PF9**
Matrix: Solid — **Prep Type: Total/NA**
Analysis Batch: 610898

Analyte	Sample Result	Sample Qualifier		DU Result	DU Qualifier	Unit	D			RPD	RPD Limit
pH	6.8	HF		6.8		SU				0.1	5
Temperature	18.7	HF		18.8		Degrees C				0.5	10

Lab Sample ID: LCS 480-610990/1 — **Client Sample ID: Lab Control Sample**
Matrix: Solid — **Prep Type: Total/NA**
Analysis Batch: 610990

Analyte			Spike Added	LCS Result	LCS Qualifier	Unit	D	%Rec	%Rec. Limits		
pH			7.00	7.0		SU		101	99 - 101		

Lab Sample ID: 480-193838-17 DU — **Client Sample ID: PF17**
Matrix: Solid — **Prep Type: Total/NA**
Analysis Batch: 610990

Analyte	Sample Result	Sample Qualifier		DU Result	DU Qualifier	Unit	D			RPD	RPD Limit
pH	8.1	HF		8.0		SU				1	5
Temperature	20.2	HF		20.1		Degrees C				0.5	10

Lab Sample ID: LCS 480-611136/1 — **Client Sample ID: Lab Control Sample**
Matrix: Solid — **Prep Type: Total/NA**
Analysis Batch: 611136

Analyte			Spike Added	LCS Result	LCS Qualifier	Unit	D	%Rec	%Rec. Limits		
pH			7.00	7.0		SU		100	99 - 101		

GC/MS VOA

Leach Batch: 610787

Lab Sample ID	Client Sample ID	Prep Type	Matrix	Method	Prep Batch
480-193838-1	PF1	TCLP	Solid	1311	
480-193838-2	PF2	TCLP	Solid	1311	
480-193838-3	PF3	TCLP	Solid	1311	
480-193838-4	PF4	TCLP	Solid	1311	
480-193838-5	PF5	TCLP	Solid	1311	
LB 480-610787/1-A	Method Blank	TCLP	Solid	1311	

Analysis Batch: 610929

Lab Sample ID	Client Sample ID	Prep Type	Matrix	Method	Prep Batch
480-193838-1	PF1	TCLP	Solid	8260C	610787
480-193838-2	PF2	TCLP	Solid	8260C	610787
480-193838-3	PF3	TCLP	Solid	8260C	610787
480-193838-4	PF4	TCLP	Solid	8260C	610787
480-193838-5	PF5	TCLP	Solid	8260C	610787
LB 480-610787/1-A	Method Blank	TCLP	Solid	8260C	610787
MB 480-610929/8	Method Blank	Total/NA	Solid	8260C	
LCS 480-610929/6	Lab Control Sample	Total/NA	Solid	8260C	

Leach Batch: 610945

Lab Sample ID	Client Sample ID	Prep Type	Matrix	Method	Prep Batch
480-193838-6	PF6	TCLP	Solid	1311	
480-193838-7	PF7	TCLP	Solid	1311	
480-193838-8	PF8	TCLP	Solid	1311	
480-193838-9	PF9	TCLP	Solid	1311	
480-193838-10	PF10	TCLP	Solid	1311	
480-193838-11	PF11	TCLP	Solid	1311	
480-193838-12	PF12	TCLP	Solid	1311	
480-193838-13	PF13	TCLP	Solid	1311	
480-193838-14	PF14	TCLP	Solid	1311	
480-193838-15	PF15	TCLP	Solid	1311	
480-193838-16	PF16	TCLP	Solid	1311	
480-193838-17	PF17	TCLP	Solid	1311	
480-193838-18	PF18	TCLP	Solid	1311	
480-193838-19	PF19	TCLP	Solid	1311	
480-193838-20	PF20	TCLP	Solid	1311	
480-193838-21	PF21	TCLP	Solid	1311	
480-193838-22	PF22	TCLP	Solid	1311	
LB 480-610945/1-A	Method Blank	TCLP	Solid	1311	

Analysis Batch: 611172

Lab Sample ID	Client Sample ID	Prep Type	Matrix	Method	Prep Batch
480-193838-6	PF6	TCLP	Solid	8260C	610945
480-193838-7	PF7	TCLP	Solid	8260C	610945
480-193838-8	PF8	TCLP	Solid	8260C	610945
480-193838-9	PF9	TCLP	Solid	8260C	610945
480-193838-10	PF10	TCLP	Solid	8260C	610945
480-193838-11	PF11	TCLP	Solid	8260C	610945
480-193838-12	PF12	TCLP	Solid	8260C	610945
480-193838-13	PF13	TCLP	Solid	8260C	610945
480-193838-14	PF14	TCLP	Solid	8260C	610945
LB 480-610945/1-A	Method Blank	TCLP	Solid	8260C	610945

GC/MS VOA (Continued)

Analysis Batch: 611172 (Continued)

Lab Sample ID	Client Sample ID	Prep Type	Matrix	Method	Prep Batch
MB 480-611172/8	Method Blank	Total/NA	Solid	8260C	
LCS 480-611172/6	Lab Control Sample	Total/NA	Solid	8260C	

Leach Batch: 611186

Lab Sample ID	Client Sample ID	Prep Type	Matrix	Method	Prep Batch
480-193838-23	PF23	TCLP	Solid	1311	
480-193838-24	PF24	TCLP	Solid	1311	
480-193838-25	PF25	TCLP	Solid	1311	
480-193838-26	PF26	TCLP	Solid	1311	
480-193838-27	PF27	TCLP	Solid	1311	
480-193838-28	PF28	TCLP	Solid	1311	
480-193838-29	PF29	TCLP	Solid	1311	
480-193838-30	PF30	TCLP	Solid	1311	
480-193838-31	PF31	TCLP	Solid	1311	
480-193838-32	PF32	TCLP	Solid	1311	
480-193838-33	PF33	TCLP	Solid	1311	
480-193838-34	PF34	TCLP	Solid	1311	
480-193838-35	PF35	TCLP	Solid	1311	
480-193838-36	PF36	TCLP	Solid	1311	
LB 480-611186/1-A	Method Blank	TCLP	Solid	1311	

Analysis Batch: 611306

Lab Sample ID	Client Sample ID	Prep Type	Matrix	Method	Prep Batch
480-193838-15	PF15	TCLP	Solid	8260C	610945
480-193838-16	PF16	TCLP	Solid	8260C	610945
480-193838-17	PF17	TCLP	Solid	8260C	610945
480-193838-18	PF18	TCLP	Solid	8260C	610945
480-193838-19	PF19	TCLP	Solid	8260C	610945
480-193838-20	PF20	TCLP	Solid	8260C	610945
480-193838-21	PF21	TCLP	Solid	8260C	610945
480-193838-22	PF22	TCLP	Solid	8260C	610945
MB 480-611306/7	Method Blank	Total/NA	Solid	8260C	
LCS 480-611306/5	Lab Control Sample	Total/NA	Solid	8260C	

Analysis Batch: 611328

Lab Sample ID	Client Sample ID	Prep Type	Matrix	Method	Prep Batch
480-193838-23	PF23	TCLP	Solid	8260C	611186
480-193838-24	PF24	TCLP	Solid	8260C	611186
480-193838-25	PF25	TCLP	Solid	8260C	611186
480-193838-26	PF26	TCLP	Solid	8260C	611186
480-193838-27	PF27	TCLP	Solid	8260C	611186
480-193838-28	PF28	TCLP	Solid	8260C	611186
480-193838-29	PF29	TCLP	Solid	8260C	611186
480-193838-30	PF30	TCLP	Solid	8260C	611186
480-193838-31	PF31	TCLP	Solid	8260C	611186
480-193838-32	PF32	TCLP	Solid	8260C	611186
480-193838-33	PF33	TCLP	Solid	8260C	611186
480-193838-34	PF34	TCLP	Solid	8260C	611186
480-193838-35	PF35	TCLP	Solid	8260C	611186
480-193838-36	PF36	TCLP	Solid	8260C	611186
LB 480-611186/1-A	Method Blank	TCLP	Solid	8260C	611186

GC/MS VOA (Continued)

Analysis Batch: 611328 (Continued)

Lab Sample ID	Client Sample ID	Prep Type	Matrix	Method	Prep Batch
MB 480-611328/7	Method Blank	Total/NA	Solid	8260C	
LCS 480-611328/5	Lab Control Sample	Total/NA	Solid	8260C	

GC/MS Semi VOA

Leach Batch: 610766

Lab Sample ID	Client Sample ID	Prep Type	Matrix	Method	Prep Batch
480-193838-1	PF1	TCLP	Solid	1311	
480-193838-2	PF2	TCLP	Solid	1311	
480-193838-3	PF3	TCLP	Solid	1311	
480-193838-4	PF4	TCLP	Solid	1311	
480-193838-5	PF5	TCLP	Solid	1311	
LB 480-610766/1-D	Method Blank	TCLP	Solid	1311	

Prep Batch: 610890

Lab Sample ID	Client Sample ID	Prep Type	Matrix	Method	Prep Batch
480-193838-1	PF1	TCLP	Solid	3510C	610766
480-193838-2	PF2	TCLP	Solid	3510C	610766
480-193838-3	PF3	TCLP	Solid	3510C	610766
480-193838-4	PF4	TCLP	Solid	3510C	610766
480-193838-5	PF5	TCLP	Solid	3510C	610766
LB 480-610766/1-D	Method Blank	TCLP	Solid	3510C	610766
MB 480-610890/1-A	Method Blank	Total/NA	Solid	3510C	
LCS 480-610890/2-A	Lab Control Sample	Total/NA	Solid	3510C	
LCSD 480-610890/3-A	Lab Control Sample Dup	Total/NA	Solid	3510C	

Leach Batch: 610905

Lab Sample ID	Client Sample ID	Prep Type	Matrix	Method	Prep Batch
480-193838-6	PF6	TCLP	Solid	1311	
480-193838-7	PF7	TCLP	Solid	1311	
480-193838-8	PF8	TCLP	Solid	1311	
480-193838-9	PF9	TCLP	Solid	1311	
480-193838-10	PF10	TCLP	Solid	1311	
480-193838-11	PF11	TCLP	Solid	1311	
480-193838-12	PF12	TCLP	Solid	1311	
480-193838-13	PF13	TCLP	Solid	1311	
480-193838-14	PF14	TCLP	Solid	1311	
480-193838-15	PF15	TCLP	Solid	1311	
480-193838-16	PF16	TCLP	Solid	1311	
480-193838-17	PF17	TCLP	Solid	1311	
480-193838-18	PF18	TCLP	Solid	1311	
480-193838-19	PF19	TCLP	Solid	1311	
480-193838-20	PF20	TCLP	Solid	1311	
480-193838-21	PF21	TCLP	Solid	1311	
480-193838-22	PF22	TCLP	Solid	1311	
LB 480-610905/1-F	Method Blank	TCLP	Solid	1311	

Leach Batch: 610936

Lab Sample ID	Client Sample ID	Prep Type	Matrix	Method	Prep Batch
480-193838-23	PF23	TCLP	Solid	1311	
480-193838-24	PF24	TCLP	Solid	1311	

GC/MS Semi VOA (Continued)

Leach Batch: 610936 (Continued)

Lab Sample ID	Client Sample ID	Prep Type	Matrix	Method	Prep Batch
480-193838-25	PF25	TCLP	Solid	1311	
480-193838-26	PF26	TCLP	Solid	1311	
480-193838-27	PF27	TCLP	Solid	1311	
480-193838-28	PF28	TCLP	Solid	1311	
480-193838-29	PF29	TCLP	Solid	1311	
480-193838-30	PF30	TCLP	Solid	1311	
480-193838-31	PF31	TCLP	Solid	1311	
480-193838-32	PF32	TCLP	Solid	1311	
480-193838-33	PF33	TCLP	Solid	1311	
480-193838-34	PF34	TCLP	Solid	1311	
480-193838-35	PF35	TCLP	Solid	1311	
480-193838-36	PF36	TCLP	Solid	1311	
LB 480-610936/1-F	Method Blank	TCLP	Solid	1311	

Analysis Batch: 610941

Lab Sample ID	Client Sample ID	Prep Type	Matrix	Method	Prep Batch
480-193838-1	PF1	TCLP	Solid	8270D	610890
480-193838-2	PF2	TCLP	Solid	8270D	610890
480-193838-3	PF3	TCLP	Solid	8270D	610890
480-193838-4	PF4	TCLP	Solid	8270D	610890
480-193838-5	PF5	TCLP	Solid	8270D	610890
LB 480-610766/1-D	Method Blank	TCLP	Solid	8270D	610890
MB 480-610890/1-A	Method Blank	Total/NA	Solid	8270D	610890
LCS 480-610890/2-A	Lab Control Sample	Total/NA	Solid	8270D	610890
LCSD 480-610890/3-A	Lab Control Sample Dup	Total/NA	Solid	8270D	610890

Prep Batch: 611108

Lab Sample ID	Client Sample ID	Prep Type	Matrix	Method	Prep Batch
480-193838-6	PF6	TCLP	Solid	3510C	610905
480-193838-7	PF7	TCLP	Solid	3510C	610905
480-193838-8	PF8	TCLP	Solid	3510C	610905
480-193838-9	PF9	TCLP	Solid	3510C	610905
480-193838-10	PF10	TCLP	Solid	3510C	610905
480-193838-11	PF11	TCLP	Solid	3510C	610905
480-193838-12	PF12	TCLP	Solid	3510C	610905
480-193838-13	PF13	TCLP	Solid	3510C	610905
480-193838-14	PF14	TCLP	Solid	3510C	610905
480-193838-15	PF15	TCLP	Solid	3510C	610905
480-193838-16	PF16	TCLP	Solid	3510C	610905
480-193838-17	PF17	TCLP	Solid	3510C	610905
480-193838-18	PF18	TCLP	Solid	3510C	610905
480-193838-19	PF19	TCLP	Solid	3510C	610905
480-193838-20	PF20	TCLP	Solid	3510C	610905
480-193838-21	PF21	TCLP	Solid	3510C	610905
480-193838-22	PF22	TCLP	Solid	3510C	610905
LB 480-610905/1-F	Method Blank	TCLP	Solid	3510C	610905
MB 480-611108/1-A	Method Blank	Total/NA	Solid	3510C	
LCS 480-611108/2-A	Lab Control Sample	Total/NA	Solid	3510C	
LCSD 480-611108/3-A	Lab Control Sample Dup	Total/NA	Solid	3510C	

GC/MS Semi VOA

Analysis Batch: 611227

Lab Sample ID	Client Sample ID	Prep Type	Matrix	Method	Prep Batch
480-193838-6	PF6	TCLP	Solid	8270D	611108
480-193838-7	PF7	TCLP	Solid	8270D	611108
480-193838-8	PF8	TCLP	Solid	8270D	611108
480-193838-9	PF9	TCLP	Solid	8270D	611108
480-193838-10	PF10	TCLP	Solid	8270D	611108
480-193838-11	PF11	TCLP	Solid	8270D	611108
480-193838-12	PF12	TCLP	Solid	8270D	611108
480-193838-13	PF13	TCLP	Solid	8270D	611108
480-193838-14	PF14	TCLP	Solid	8270D	611108
480-193838-15	PF15	TCLP	Solid	8270D	611108
480-193838-16	PF16	TCLP	Solid	8270D	611108
480-193838-17	PF17	TCLP	Solid	8270D	611108
480-193838-18	PF18	TCLP	Solid	8270D	611108
480-193838-19	PF19	TCLP	Solid	8270D	611108
480-193838-20	PF20	TCLP	Solid	8270D	611108
480-193838-21	PF21	TCLP	Solid	8270D	611108
480-193838-22	PF22	TCLP	Solid	8270D	611108
LB 480-610905/1-F	Method Blank	TCLP	Solid	8270D	611108
MB 480-611108/1-A	Method Blank	Total/NA	Solid	8270D	611108
LCS 480-611108/2-A	Lab Control Sample	Total/NA	Solid	8270D	611108
LCSD 480-611108/3-A	Lab Control Sample Dup	Total/NA	Solid	8270D	611108

Prep Batch: 611461

Lab Sample ID	Client Sample ID	Prep Type	Matrix	Method	Prep Batch
480-193838-23	PF23	TCLP	Solid	3510C	610936
480-193838-24	PF24	TCLP	Solid	3510C	610936
480-193838-25	PF25	TCLP	Solid	3510C	610936
480-193838-26	PF26	TCLP	Solid	3510C	610936
480-193838-27	PF27	TCLP	Solid	3510C	610936
480-193838-28	PF28	TCLP	Solid	3510C	610936
480-193838-29	PF29	TCLP	Solid	3510C	610936
480-193838-30	PF30	TCLP	Solid	3510C	610936
480-193838-31	PF31	TCLP	Solid	3510C	610936
480-193838-32	PF32	TCLP	Solid	3510C	610936
480-193838-33	PF33	TCLP	Solid	3510C	610936
480-193838-34	PF34	TCLP	Solid	3510C	610936
480-193838-35	PF35	TCLP	Solid	3510C	610936
480-193838-36	PF36	TCLP	Solid	3510C	610936
LB 480-610936/1-F	Method Blank	TCLP	Solid	3510C	610936
MB 480-611461/1-A	Method Blank	Total/NA	Solid	3510C	
LCS 480-611461/2-A	Lab Control Sample	Total/NA	Solid	3510C	
LCSD 480-611461/3-A	Lab Control Sample Dup	Total/NA	Solid	3510C	

Analysis Batch: 611536

Lab Sample ID	Client Sample ID	Prep Type	Matrix	Method	Prep Batch
480-193838-23	PF23	TCLP	Solid	8270D	611461
480-193838-24	PF24	TCLP	Solid	8270D	611461
480-193838-25	PF25	TCLP	Solid	8270D	611461
480-193838-26	PF26	TCLP	Solid	8270D	611461
480-193838-27	PF27	TCLP	Solid	8270D	611461
480-193838-28	PF28	TCLP	Solid	8270D	611461

GC/MS Semi VOA (Continued)

Analysis Batch: 611536 (Continued)

Lab Sample ID	Client Sample ID	Prep Type	Matrix	Method	Prep Batch
480-193838-29	PF29	TCLP	Solid	8270D	611461
480-193838-30	PF30	TCLP	Solid	8270D	611461
480-193838-31	PF31	TCLP	Solid	8270D	611461
480-193838-32	PF32	TCLP	Solid	8270D	611461
480-193838-33	PF33	TCLP	Solid	8270D	611461
480-193838-34	PF34	TCLP	Solid	8270D	611461
480-193838-35	PF35	TCLP	Solid	8270D	611461
480-193838-36	PF36	TCLP	Solid	8270D	611461
LB 480-610936/1-F	Method Blank	TCLP	Solid	8270D	611461
MB 480-611461/1-A	Method Blank	Total/NA	Solid	8270D	611461
LCS 480-611461/2-A	Lab Control Sample	Total/NA	Solid	8270D	611461
LCSD 480-611461/3-A	Lab Control Sample Dup	Total/NA	Solid	8270D	611461

GC VOA

Prep Batch: 610683

Lab Sample ID	Client Sample ID	Prep Type	Matrix	Method	Prep Batch
480-193838-1	PF1	Total/NA	Solid	5035A_H	
480-193838-2	PF2	Total/NA	Solid	5035A_H	
480-193838-3	PF3	Total/NA	Solid	5035A_H	
480-193838-4	PF4	Total/NA	Solid	5035A_H	
480-193838-5	PF5	Total/NA	Solid	5035A_H	
480-193838-6	PF6	Total/NA	Solid	5035A_H	
480-193838-7	PF7	Total/NA	Solid	5035A_H	
480-193838-8	PF8	Total/NA	Solid	5035A_H	
480-193838-9	PF9	Total/NA	Solid	5035A_H	
480-193838-10	PF10	Total/NA	Solid	5035A_H	
480-193838-11	PF11	Total/NA	Solid	5035A_H	
480-193838-12	PF12	Total/NA	Solid	5035A_H	
480-193838-13	PF13	Total/NA	Solid	5035A_H	
480-193838-14	PF14	Total/NA	Solid	5035A_H	
480-193838-15	PF15	Total/NA	Solid	5035A_H	
480-193838-16	PF16	Total/NA	Solid	5035A_H	
480-193838-17	PF17	Total/NA	Solid	5035A_H	
MB 480-610683/1-A	Method Blank	Total/NA	Solid	5035A_H	
LCS 480-610683/2-A	Lab Control Sample	Total/NA	Solid	5035A_H	

Analysis Batch: 610704

Lab Sample ID	Client Sample ID	Prep Type	Matrix	Method	Prep Batch
480-193838-1	PF1	Total/NA	Solid	8015D	610683
480-193838-2	PF2	Total/NA	Solid	8015D	610683
480-193838-3	PF3	Total/NA	Solid	8015D	610683
480-193838-4	PF4	Total/NA	Solid	8015D	610683
480-193838-5	PF5	Total/NA	Solid	8015D	610683
480-193838-6	PF6	Total/NA	Solid	8015D	610683
480-193838-7	PF7	Total/NA	Solid	8015D	610683
480-193838-8	PF8	Total/NA	Solid	8015D	610683
480-193838-9	PF9	Total/NA	Solid	8015D	610683
480-193838-10	PF10	Total/NA	Solid	8015D	610683
480-193838-11	PF11	Total/NA	Solid	8015D	610683
480-193838-12	PF12	Total/NA	Solid	8015D	610683

GC VOA (Continued)

Analysis Batch: 610704 (Continued)

Lab Sample ID	Client Sample ID	Prep Type	Matrix	Method	Prep Batch
480-193838-13	PF13	Total/NA	Solid	8015D	610683
480-193838-14	PF14	Total/NA	Solid	8015D	610683
480-193838-15	PF15	Total/NA	Solid	8015D	610683
480-193838-16	PF16	Total/NA	Solid	8015D	610683
480-193838-17	PF17	Total/NA	Solid	8015D	610683
MB 480-610683/1-A	Method Blank	Total/NA	Solid	8015D	610683
LCS 480-610683/2-A	Lab Control Sample	Total/NA	Solid	8015D	610683

Prep Batch: 610919

Lab Sample ID	Client Sample ID	Prep Type	Matrix	Method	Prep Batch
480-193838-18	PF18	Total/NA	Solid	5035A_H	
480-193838-19	PF19	Total/NA	Solid	5035A_H	
480-193838-20	PF20	Total/NA	Solid	5035A_H	
480-193838-21	PF21	Total/NA	Solid	5035A_H	
480-193838-22	PF22	Total/NA	Solid	5035A_H	
480-193838-23	PF23	Total/NA	Solid	5035A_H	
480-193838-24	PF24	Total/NA	Solid	5035A_H	
480-193838-25	PF25	Total/NA	Solid	5035A_H	
480-193838-26	PF26	Total/NA	Solid	5035A_H	
480-193838-27	PF27	Total/NA	Solid	5035A_H	
480-193838-28	PF28	Total/NA	Solid	5035A_H	
480-193838-29	PF29	Total/NA	Solid	5035A_H	
480-193838-30	PF30	Total/NA	Solid	5035A_H	
480-193838-31	PF31	Total/NA	Solid	5035A_H	
480-193838-32	PF32	Total/NA	Solid	5035A_H	
480-193838-33	PF33	Total/NA	Solid	5035A_H	
480-193838-34	PF34	Total/NA	Solid	5035A_H	
480-193838-35	PF35	Total/NA	Solid	5035A_H	
480-193838-36	PF36	Total/NA	Solid	5035A_H	
MB 480-610919/1-A	Method Blank	Total/NA	Solid	5035A_H	
LCS 480-610919/2-A	Lab Control Sample	Total/NA	Solid	5035A_H	
480-193838-18 MS	PF18	Total/NA	Solid	5035A_H	
480-193838-18 MSD	PF18	Total/NA	Solid	5035A_H	

Analysis Batch: 610933

Lab Sample ID	Client Sample ID	Prep Type	Matrix	Method	Prep Batch
480-193838-18	PF18	Total/NA	Solid	8015D	610919
480-193838-19	PF19	Total/NA	Solid	8015D	610919
480-193838-20	PF20	Total/NA	Solid	8015D	610919
480-193838-21	PF21	Total/NA	Solid	8015D	610919
480-193838-22	PF22	Total/NA	Solid	8015D	610919
480-193838-23	PF23	Total/NA	Solid	8015D	610919
480-193838-24	PF24	Total/NA	Solid	8015D	610919
480-193838-25	PF25	Total/NA	Solid	8015D	610919
480-193838-26	PF26	Total/NA	Solid	8015D	610919
480-193838-27	PF27	Total/NA	Solid	8015D	610919
480-193838-28	PF28	Total/NA	Solid	8015D	610919
480-193838-29	PF29	Total/NA	Solid	8015D	610919
480-193838-30	PF30	Total/NA	Solid	8015D	610919
480-193838-31	PF31	Total/NA	Solid	8015D	610919
480-193838-32	PF32	Total/NA	Solid	8015D	610919

GC VOA (Continued)

Analysis Batch: 610933 (Continued)

Lab Sample ID	Client Sample ID	Prep Type	Matrix	Method	Prep Batch
480-193838-33	PF33	Total/NA	Solid	8015D	610919
480-193838-34	PF34	Total/NA	Solid	8015D	610919
480-193838-35	PF35	Total/NA	Solid	8015D	610919
480-193838-36	PF36	Total/NA	Solid	8015D	610919
MB 480-610919/1-A	Method Blank	Total/NA	Solid	8015D	610919
LCS 480-610919/2-A	Lab Control Sample	Total/NA	Solid	8015D	610919
480-193838-18 MS	PF18	Total/NA	Solid	8015D	610919
480-193838-18 MSD	PF18	Total/NA	Solid	8015D	610919

GC Semi VOA

Analysis Batch: 610596

Lab Sample ID	Client Sample ID	Prep Type	Matrix	Method	Prep Batch
480-193838-1	PF1	Total/NA	Solid	8015D	610609
480-193838-2	PF2	Total/NA	Solid	8015D	610609
480-193838-3	PF3	Total/NA	Solid	8015D	610609
480-193838-4	PF4	Total/NA	Solid	8015D	610609
480-193838-5	PF5	Total/NA	Solid	8015D	610609
480-193838-6	PF6	Total/NA	Solid	8015D	610609
480-193838-7	PF7	Total/NA	Solid	8015D	610609
480-193838-8	PF8	Total/NA	Solid	8015D	610609
480-193838-9	PF9	Total/NA	Solid	8015D	610609
480-193838-10	PF10	Total/NA	Solid	8015D	610609
480-193838-11	PF11	Total/NA	Solid	8015D	610609
480-193838-12	PF12	Total/NA	Solid	8015D	610609
MB 480-610609/1-A	Method Blank	Total/NA	Solid	8015D	610609
LCS 480-610609/2-A	Lab Control Sample	Total/NA	Solid	8015D	610609

Prep Batch: 610609

Lab Sample ID	Client Sample ID	Prep Type	Matrix	Method	Prep Batch
480-193838-1	PF1	Total/NA	Solid	3550C	
480-193838-2	PF2	Total/NA	Solid	3550C	
480-193838-3	PF3	Total/NA	Solid	3550C	
480-193838-4	PF4	Total/NA	Solid	3550C	
480-193838-5	PF5	Total/NA	Solid	3550C	
480-193838-6	PF6	Total/NA	Solid	3550C	
480-193838-7	PF7	Total/NA	Solid	3550C	
480-193838-8	PF8	Total/NA	Solid	3550C	
480-193838-9	PF9	Total/NA	Solid	3550C	
480-193838-10	PF10	Total/NA	Solid	3550C	
480-193838-11	PF11	Total/NA	Solid	3550C	
480-193838-12	PF12	Total/NA	Solid	3550C	
MB 480-610609/1-A	Method Blank	Total/NA	Solid	3550C	
LCS 480-610609/2-A	Lab Control Sample	Total/NA	Solid	3550C	

Prep Batch: 610615

Lab Sample ID	Client Sample ID	Prep Type	Matrix	Method	Prep Batch
480-193838-12	PF12	Total/NA	Solid	3550C	
480-193838-13	PF13	Total/NA	Solid	3550C	
480-193838-14	PF14	Total/NA	Solid	3550C	
480-193838-15	PF15	Total/NA	Solid	3550C	

GC Semi VOA (Continued)

Prep Batch: 610615 (Continued)

Lab Sample ID	Client Sample ID	Prep Type	Matrix	Method	Prep Batch
480-193838-16	PF16	Total/NA	Solid	3550C	
480-193838-17	PF17	Total/NA	Solid	3550C	
480-193838-18	PF18	Total/NA	Solid	3550C	
480-193838-19	PF19	Total/NA	Solid	3550C	
480-193838-20	PF20	Total/NA	Solid	3550C	
480-193838-21	PF21	Total/NA	Solid	3550C	
480-193838-22	PF22	Total/NA	Solid	3550C	
480-193838-23	PF23	Total/NA	Solid	3550C	
480-193838-24	PF24	Total/NA	Solid	3550C	
480-193838-25	PF25	Total/NA	Solid	3550C	
480-193838-26	PF26	Total/NA	Solid	3550C	
480-193838-27	PF27	Total/NA	Solid	3550C	
480-193838-28	PF28	Total/NA	Solid	3550C	
480-193838-29	PF29	Total/NA	Solid	3550C	
480-193838-30	PF30	Total/NA	Solid	3550C	
480-193838-31	PF31	Total/NA	Solid	3550C	
MB 480-610615/1-A	Method Blank	Total/NA	Solid	3550C	
LCS 480-610615/2-A	Lab Control Sample	Total/NA	Solid	3550C	
480-193838-15 MS	PF15	Total/NA	Solid	3550C	
480-193838-15 MSD	PF15	Total/NA	Solid	3550C	

Prep Batch: 610624

Lab Sample ID	Client Sample ID	Prep Type	Matrix	Method	Prep Batch
480-193838-1	PF1	Total/NA	Solid	3550C	
480-193838-2	PF2	Total/NA	Solid	3550C	
480-193838-3	PF3	Total/NA	Solid	3550C	
480-193838-4	PF4	Total/NA	Solid	3550C	
480-193838-5	PF5	Total/NA	Solid	3550C	
480-193838-6	PF6	Total/NA	Solid	3550C	
480-193838-7	PF7	Total/NA	Solid	3550C	
480-193838-8	PF8	Total/NA	Solid	3550C	
480-193838-9	PF9	Total/NA	Solid	3550C	
480-193838-10	PF10	Total/NA	Solid	3550C	
480-193838-11	PF11	Total/NA	Solid	3550C	
MB 480-610624/1-A	Method Blank	Total/NA	Solid	3550C	
LCS 480-610624/2-A	Lab Control Sample	Total/NA	Solid	3550C	

Prep Batch: 610653

Lab Sample ID	Client Sample ID	Prep Type	Matrix	Method	Prep Batch
480-193838-13	PF13	Total/NA	Solid	3550C	
480-193838-14	PF14	Total/NA	Solid	3550C	
480-193838-15	PF15	Total/NA	Solid	3550C	
480-193838-16	PF16	Total/NA	Solid	3550C	
480-193838-17	PF17	Total/NA	Solid	3550C	
480-193838-18	PF18	Total/NA	Solid	3550C	
480-193838-19	PF19	Total/NA	Solid	3550C	
480-193838-20	PF20	Total/NA	Solid	3550C	
480-193838-21	PF21	Total/NA	Solid	3550C	
480-193838-22	PF22	Total/NA	Solid	3550C	
480-193838-23	PF23	Total/NA	Solid	3550C	
480-193838-24	PF24	Total/NA	Solid	3550C	

GC Semi VOA (Continued)

Prep Batch: 610653 (Continued)

Lab Sample ID	Client Sample ID	Prep Type	Matrix	Method	Prep Batch
MB 480-610653/1-A	Method Blank	Total/NA	Solid	3550C	
LCS 480-610653/2-A	Lab Control Sample	Total/NA	Solid	3550C	
480-193838-15 MS	PF15	Total/NA	Solid	3550C	
480-193838-15 MSD	PF15	Total/NA	Solid	3550C	

Prep Batch: 610681

Lab Sample ID	Client Sample ID	Prep Type	Matrix	Method	Prep Batch
480-193838-32	PF32	Total/NA	Solid	3550C	
480-193838-33	PF33	Total/NA	Solid	3550C	
480-193838-34	PF34	Total/NA	Solid	3550C	
480-193838-35	PF35	Total/NA	Solid	3550C	
480-193838-36	PF36	Total/NA	Solid	3550C	
MB 480-610681/1-A	Method Blank	Total/NA	Solid	3550C	
LCS 480-610681/2-A	Lab Control Sample	Total/NA	Solid	3550C	

Prep Batch: 610684

Lab Sample ID	Client Sample ID	Prep Type	Matrix	Method	Prep Batch
480-193838-25	PF25	Total/NA	Solid	3550C	
480-193838-26	PF26	Total/NA	Solid	3550C	
480-193838-27	PF27	Total/NA	Solid	3550C	
480-193838-28	PF28	Total/NA	Solid	3550C	
480-193838-29	PF29	Total/NA	Solid	3550C	
480-193838-30	PF30	Total/NA	Solid	3550C	
480-193838-31	PF31	Total/NA	Solid	3550C	
480-193838-32	PF32	Total/NA	Solid	3550C	
480-193838-33	PF33	Total/NA	Solid	3550C	
480-193838-34	PF34	Total/NA	Solid	3550C	
480-193838-35	PF35	Total/NA	Solid	3550C	
480-193838-36	PF36	Total/NA	Solid	3550C	
MB 480-610684/1-A	Method Blank	Total/NA	Solid	3550C	
LCS 480-610684/2-A	Lab Control Sample	Total/NA	Solid	3550C	
480-193838-25 MS	PF25	Total/NA	Solid	3550C	
480-193838-25 MSD	PF25	Total/NA	Solid	3550C	

Analysis Batch: 610753

Lab Sample ID	Client Sample ID	Prep Type	Matrix	Method	Prep Batch
480-193838-12	PF12	Total/NA	Solid	8082A	610615
480-193838-13	PF13	Total/NA	Solid	8082A	610615
480-193838-14	PF14	Total/NA	Solid	8082A	610615
480-193838-15	PF15	Total/NA	Solid	8082A	610615
480-193838-16	PF16	Total/NA	Solid	8082A	610615
480-193838-17	PF17	Total/NA	Solid	8082A	610615
480-193838-18	PF18	Total/NA	Solid	8082A	610615
480-193838-19	PF19	Total/NA	Solid	8082A	610615
480-193838-20	PF20	Total/NA	Solid	8082A	610615
480-193838-21	PF21	Total/NA	Solid	8082A	610615
480-193838-22	PF22	Total/NA	Solid	8082A	610615
480-193838-23	PF23	Total/NA	Solid	8082A	610615
480-193838-24	PF24	Total/NA	Solid	8082A	610615
480-193838-25	PF25	Total/NA	Solid	8082A	610615
480-193838-26	PF26	Total/NA	Solid	8082A	610615

GC Semi VOA (Continued)

Analysis Batch: 610753 (Continued)

Lab Sample ID	Client Sample ID	Prep Type	Matrix	Method	Prep Batch
480-193838-27	PF27	Total/NA	Solid	8082A	610615
480-193838-28	PF28	Total/NA	Solid	8082A	610615
480-193838-29	PF29	Total/NA	Solid	8082A	610615
480-193838-30	PF30	Total/NA	Solid	8082A	610615
480-193838-31	PF31	Total/NA	Solid	8082A	610615
MB 480-610615/1-A	Method Blank	Total/NA	Solid	8082A	610615
LCS 480-610615/2-A	Lab Control Sample	Total/NA	Solid	8082A	610615
480-193838-15 MS	PF15	Total/NA	Solid	8082A	610615
480-193838-15 MSD	PF15	Total/NA	Solid	8082A	610615

Analysis Batch: 610755

Lab Sample ID	Client Sample ID	Prep Type	Matrix	Method	Prep Batch
480-193838-1	PF1	Total/NA	Solid	8082A	610624
480-193838-2	PF2	Total/NA	Solid	8082A	610624
480-193838-3	PF3	Total/NA	Solid	8082A	610624
480-193838-4	PF4	Total/NA	Solid	8082A	610624
480-193838-5	PF5	Total/NA	Solid	8082A	610624
480-193838-6	PF6	Total/NA	Solid	8082A	610624
480-193838-7	PF7	Total/NA	Solid	8082A	610624
480-193838-8	PF8	Total/NA	Solid	8082A	610624
480-193838-9	PF9	Total/NA	Solid	8082A	610624
480-193838-10	PF10	Total/NA	Solid	8082A	610624
480-193838-11	PF11	Total/NA	Solid	8082A	610624
MB 480-610624/1-A	Method Blank	Total/NA	Solid	8082A	610624
LCS 480-610624/2-A	Lab Control Sample	Total/NA	Solid	8082A	610624

Leach Batch: 610766

Lab Sample ID	Client Sample ID	Prep Type	Matrix	Method	Prep Batch
480-193838-1	PF1	TCLP	Solid	1311	
480-193838-2	PF2	TCLP	Solid	1311	
480-193838-3	PF3	TCLP	Solid	1311	
480-193838-4	PF4	TCLP	Solid	1311	
480-193838-5	PF5	TCLP	Solid	1311	
LB 480-610766/1-B	Method Blank	TCLP	Solid	1311	
LB 480-610766/1-F	Method Blank	TCLP	Solid	1311	

Analysis Batch: 610807

Lab Sample ID	Client Sample ID	Prep Type	Matrix	Method	Prep Batch
480-193838-13	PF13	Total/NA	Solid	8015D	610653
480-193838-14	PF14	Total/NA	Solid	8015D	610653
480-193838-15	PF15	Total/NA	Solid	8015D	610653
480-193838-16	PF16	Total/NA	Solid	8015D	610653
480-193838-17	PF17	Total/NA	Solid	8015D	610653
480-193838-18	PF18	Total/NA	Solid	8015D	610653
480-193838-19	PF19	Total/NA	Solid	8015D	610653
480-193838-20	PF20	Total/NA	Solid	8015D	610653
480-193838-21	PF21	Total/NA	Solid	8015D	610653
480-193838-22	PF22	Total/NA	Solid	8015D	610653
480-193838-23	PF23	Total/NA	Solid	8015D	610653
480-193838-24	PF24	Total/NA	Solid	8015D	610653
480-193838-25	PF25	Total/NA	Solid	8015D	610684

GC Semi VOA (Continued)

Analysis Batch: 610807 (Continued)

Lab Sample ID	Client Sample ID	Prep Type	Matrix	Method	Prep Batch
480-193838-26	PF26	Total/NA	Solid	8015D	610684
480-193838-27	PF27	Total/NA	Solid	8015D	610684
480-193838-28	PF28	Total/NA	Solid	8015D	610684
480-193838-29	PF29	Total/NA	Solid	8015D	610684
480-193838-30	PF30	Total/NA	Solid	8015D	610684
480-193838-31	PF31	Total/NA	Solid	8015D	610684
480-193838-32	PF32	Total/NA	Solid	8015D	610684
480-193838-33	PF33	Total/NA	Solid	8015D	610684
480-193838-34	PF34	Total/NA	Solid	8015D	610684
480-193838-35	PF35	Total/NA	Solid	8015D	610684
480-193838-36	PF36	Total/NA	Solid	8015D	610684
MB 480-610653/1-A	Method Blank	Total/NA	Solid	8015D	610653
MB 480-610684/1-A	Method Blank	Total/NA	Solid	8015D	610684
LCS 480-610653/2-A	Lab Control Sample	Total/NA	Solid	8015D	610653
LCS 480-610684/2-A	Lab Control Sample	Total/NA	Solid	8015D	610684
480-193838-15 MS	PF15	Total/NA	Solid	8015D	610653
480-193838-15 MSD	PF15	Total/NA	Solid	8015D	610653
480-193838-25 MS	PF25	Total/NA	Solid	8015D	610684
480-193838-25 MSD	PF25	Total/NA	Solid	8015D	610684

Analysis Batch: 610823

Lab Sample ID	Client Sample ID	Prep Type	Matrix	Method	Prep Batch
480-193838-32	PF32	Total/NA	Solid	8082A	610681
480-193838-33	PF33	Total/NA	Solid	8082A	610681
480-193838-34	PF34	Total/NA	Solid	8082A	610681
480-193838-35	PF35	Total/NA	Solid	8082A	610681
480-193838-36	PF36	Total/NA	Solid	8082A	610681
MB 480-610681/1-A	Method Blank	Total/NA	Solid	8082A	610681
LCS 480-610681/2-A	Lab Control Sample	Total/NA	Solid	8082A	610681

Prep Batch: 610864

Lab Sample ID	Client Sample ID	Prep Type	Matrix	Method	Prep Batch
480-193838-1	PF1	TCLP	Solid	3510C	610766
480-193838-2	PF2	TCLP	Solid	3510C	610766
480-193838-3	PF3	TCLP	Solid	3510C	610766
480-193838-4	PF4	TCLP	Solid	3510C	610766
480-193838-5	PF5	TCLP	Solid	3510C	610766
LB 480-610766/1-B	Method Blank	TCLP	Solid	3510C	610766
MB 480-610864/1-A	Method Blank	Total/NA	Solid	3510C	
LCS 480-610864/2-A	Lab Control Sample	Total/NA	Solid	3510C	
LCSD 480-610864/3-A	Lab Control Sample Dup	Total/NA	Solid	3510C	

Leach Batch: 610905

Lab Sample ID	Client Sample ID	Prep Type	Matrix	Method	Prep Batch
480-193838-6	PF6	TCLP	Solid	1311	
480-193838-7	PF7	TCLP	Solid	1311	
480-193838-8	PF8	TCLP	Solid	1311	
480-193838-9	PF9	TCLP	Solid	1311	
480-193838-10	PF10	TCLP	Solid	1311	
480-193838-11	PF11	TCLP	Solid	1311	
480-193838-12	PF12	TCLP	Solid	1311	

GC Semi VOA (Continued)

Leach Batch: 610905 (Continued)

Lab Sample ID	Client Sample ID	Prep Type	Matrix	Method	Prep Batch
480-193838-13	PF13	TCLP	Solid	1311	
480-193838-14	PF14	TCLP	Solid	1311	
480-193838-15	PF15	TCLP	Solid	1311	
480-193838-16	PF16	TCLP	Solid	1311	
480-193838-17	PF17	TCLP	Solid	1311	
480-193838-18	PF18	TCLP	Solid	1311	
480-193838-19	PF19	TCLP	Solid	1311	
480-193838-20	PF20	TCLP	Solid	1311	
480-193838-21	PF21	TCLP	Solid	1311	
480-193838-22	PF22	TCLP	Solid	1311	
LB 480-610905/1-C	Method Blank	TCLP	Solid	1311	
LB 480-610905/1-D	Method Blank	TCLP	Solid	1311	

Analysis Batch: 610920

Lab Sample ID	Client Sample ID	Prep Type	Matrix	Method	Prep Batch
480-193838-1	PF1	TCLP	Solid	8081B	610864
480-193838-2	PF2	TCLP	Solid	8081B	610864
480-193838-3	PF3	TCLP	Solid	8081B	610864
480-193838-4	PF4	TCLP	Solid	8081B	610864
480-193838-5	PF5	TCLP	Solid	8081B	610864
LB 480-610766/1-B	Method Blank	TCLP	Solid	8081B	610864
MB 480-610864/1-A	Method Blank	Total/NA	Solid	8081B	610864
LCS 480-610864/2-A	Lab Control Sample	Total/NA	Solid	8081B	610864
LCSD 480-610864/3-A	Lab Control Sample Dup	Total/NA	Solid	8081B	610864

Leach Batch: 610936

Lab Sample ID	Client Sample ID	Prep Type	Matrix	Method	Prep Batch
480-193838-23	PF23	TCLP	Solid	1311	
480-193838-24	PF24	TCLP	Solid	1311	
480-193838-25	PF25	TCLP	Solid	1311	
480-193838-26	PF26	TCLP	Solid	1311	
480-193838-27	PF27	TCLP	Solid	1311	
480-193838-28	PF28	TCLP	Solid	1311	
480-193838-29	PF29	TCLP	Solid	1311	
480-193838-30	PF30	TCLP	Solid	1311	
480-193838-31	PF31	TCLP	Solid	1311	
480-193838-32	PF32	TCLP	Solid	1311	
480-193838-33	PF33	TCLP	Solid	1311	
480-193838-34	PF34	TCLP	Solid	1311	
480-193838-35	PF35	TCLP	Solid	1311	
480-193838-36	PF36	TCLP	Solid	1311	
LB 480-610936/1-C	Method Blank	TCLP	Solid	1311	
LB 480-610936/1-E	Method Blank	TCLP	Solid	1311	

Prep Batch: 610943

Lab Sample ID	Client Sample ID	Prep Type	Matrix	Method	Prep Batch
480-193838-1	PF1	TCLP	Solid	8151A	610766
480-193838-2	PF2	TCLP	Solid	8151A	610766
480-193838-3	PF3	TCLP	Solid	8151A	610766
480-193838-4	PF4	TCLP	Solid	8151A	610766
480-193838-5	PF5	TCLP	Solid	8151A	610766

GC Semi VOA (Continued)

Prep Batch: 610943 (Continued)

Lab Sample ID	Client Sample ID	Prep Type	Matrix	Method	Prep Batch
LB 480-610766/1-F	Method Blank	TCLP	Solid	8151A	610766
MB 480-610943/1-A	Method Blank	Total/NA	Solid	8151A	
LCS 480-610943/2-A	Lab Control Sample	Total/NA	Solid	8151A	
LCSD 480-610943/3-A	Lab Control Sample Dup	Total/NA	Solid	8151A	

Analysis Batch: 611060

Lab Sample ID	Client Sample ID	Prep Type	Matrix	Method	Prep Batch
480-193838-1	PF1	TCLP	Solid	8151	610943
480-193838-2	PF2	TCLP	Solid	8151	610943
480-193838-3	PF3	TCLP	Solid	8151	610943
480-193838-4	PF4	TCLP	Solid	8151	610943
480-193838-5	PF5	TCLP	Solid	8151	610943
LB 480-610766/1-F	Method Blank	TCLP	Solid	8151	610943
MB 480-610943/1-A	Method Blank	Total/NA	Solid	8151	610943
LCS 480-610943/2-A	Lab Control Sample	Total/NA	Solid	8151	610943
LCSD 480-610943/3-A	Lab Control Sample Dup	Total/NA	Solid	8151	610943

Prep Batch: 611078

Lab Sample ID	Client Sample ID	Prep Type	Matrix	Method	Prep Batch
480-193838-6	PF6	TCLP	Solid	3510C	610905
480-193838-7	PF7	TCLP	Solid	3510C	610905
480-193838-8	PF8	TCLP	Solid	3510C	610905
480-193838-9	PF9	TCLP	Solid	3510C	610905
480-193838-10	PF10	TCLP	Solid	3510C	610905
480-193838-11	PF11	TCLP	Solid	3510C	610905
480-193838-12	PF12	TCLP	Solid	3510C	610905
480-193838-13	PF13	TCLP	Solid	3510C	610905
480-193838-14	PF14	TCLP	Solid	3510C	610905
480-193838-15	PF15	TCLP	Solid	3510C	610905
480-193838-16	PF16	TCLP	Solid	3510C	610905
480-193838-17	PF17	TCLP	Solid	3510C	610905
480-193838-18	PF18	TCLP	Solid	3510C	610905
480-193838-19	PF19	TCLP	Solid	3510C	610905
480-193838-20	PF20	TCLP	Solid	3510C	610905
480-193838-21	PF21	TCLP	Solid	3510C	610905
480-193838-22	PF22	TCLP	Solid	3510C	610905
LB 480-610905/1-C	Method Blank	TCLP	Solid	3510C	610905
MB 480-611078/1-A	Method Blank	Total/NA	Solid	3510C	
LCS 480-611078/2-A	Lab Control Sample	Total/NA	Solid	3510C	
LCSD 480-611078/3-A	Lab Control Sample Dup	Total/NA	Solid	3510C	

Prep Batch: 611079

Lab Sample ID	Client Sample ID	Prep Type	Matrix	Method	Prep Batch
480-193838-6	PF6	TCLP	Solid	8151A	610905
480-193838-7	PF7	TCLP	Solid	8151A	610905
480-193838-8	PF8	TCLP	Solid	8151A	610905
480-193838-9	PF9	TCLP	Solid	8151A	610905
480-193838-10	PF10	TCLP	Solid	8151A	610905
480-193838-11	PF11	TCLP	Solid	8151A	610905
480-193838-12	PF12	TCLP	Solid	8151A	610905
480-193838-13	PF13	TCLP	Solid	8151A	610905

GC Semi VOA (Continued)

Prep Batch: 611079 (Continued)

Lab Sample ID	Client Sample ID	Prep Type	Matrix	Method	Prep Batch
480-193838-14	PF14	TCLP	Solid	8151A	610905
480-193838-15	PF15	TCLP	Solid	8151A	610905
480-193838-16	PF16	TCLP	Solid	8151A	610905
480-193838-17	PF17	TCLP	Solid	8151A	610905
480-193838-18	PF18	TCLP	Solid	8151A	610905
480-193838-19	PF19	TCLP	Solid	8151A	610905
480-193838-20	PF20	TCLP	Solid	8151A	610905
480-193838-21	PF21	TCLP	Solid	8151A	610905
480-193838-22	PF22	TCLP	Solid	8151A	610905
LB 480-610905/1-D	Method Blank	TCLP	Solid	8151A	610905
MB 480-611079/1-A	Method Blank	Total/NA	Solid	8151A	
LCS 480-611079/2-A	Lab Control Sample	Total/NA	Solid	8151A	
LCSD 480-611079/3-A	Lab Control Sample Dup	Total/NA	Solid	8151A	

Analysis Batch: 611164

Lab Sample ID	Client Sample ID	Prep Type	Matrix	Method	Prep Batch
480-193838-6	PF6	TCLP	Solid	8081B	611078
480-193838-7	PF7	TCLP	Solid	8081B	611078
480-193838-8	PF8	TCLP	Solid	8081B	611078
480-193838-9	PF9	TCLP	Solid	8081B	611078
480-193838-10	PF10	TCLP	Solid	8081B	611078
480-193838-11	PF11	TCLP	Solid	8081B	611078
480-193838-12	PF12	TCLP	Solid	8081B	611078
480-193838-13	PF13	TCLP	Solid	8081B	611078
480-193838-14	PF14	TCLP	Solid	8081B	611078
480-193838-15	PF15	TCLP	Solid	8081B	611078
480-193838-16	PF16	TCLP	Solid	8081B	611078
480-193838-17	PF17	TCLP	Solid	8081B	611078
480-193838-18	PF18	TCLP	Solid	8081B	611078
480-193838-19	PF19	TCLP	Solid	8081B	611078
480-193838-20	PF20	TCLP	Solid	8081B	611078
480-193838-21	PF21	TCLP	Solid	8081B	611078
480-193838-22	PF22	TCLP	Solid	8081B	611078
LB 480-610905/1-C	Method Blank	TCLP	Solid	8081B	611078
MB 480-611078/1-A	Method Blank	Total/NA	Solid	8081B	611078
LCS 480-611078/2-A	Lab Control Sample	Total/NA	Solid	8081B	611078
LCSD 480-611078/3-A	Lab Control Sample Dup	Total/NA	Solid	8081B	611078

Analysis Batch: 611170

Lab Sample ID	Client Sample ID	Prep Type	Matrix	Method	Prep Batch
480-193838-6	PF6	TCLP	Solid	8151	611079
480-193838-7	PF7	TCLP	Solid	8151	611079
480-193838-8	PF8	TCLP	Solid	8151	611079
480-193838-9	PF9	TCLP	Solid	8151	611079
480-193838-10	PF10	TCLP	Solid	8151	611079
480-193838-11	PF11	TCLP	Solid	8151	611079
480-193838-12	PF12	TCLP	Solid	8151	611079
480-193838-13	PF13	TCLP	Solid	8151	611079
480-193838-14	PF14	TCLP	Solid	8151	611079
480-193838-15	PF15	TCLP	Solid	8151	611079
480-193838-16	PF16	TCLP	Solid	8151	611079

GC Semi VOA (Continued)

Analysis Batch: 611170 (Continued)

Lab Sample ID	Client Sample ID	Prep Type	Matrix	Method	Prep Batch
480-193838-17	PF17	TCLP	Solid	8151	611079
480-193838-18	PF18	TCLP	Solid	8151	611079
480-193838-19	PF19	TCLP	Solid	8151	611079
480-193838-20	PF20	TCLP	Solid	8151	611079
480-193838-21	PF21	TCLP	Solid	8151	611079
480-193838-22	PF22	TCLP	Solid	8151	611079
LB 480-610905/1-D	Method Blank	TCLP	Solid	8151	611079
MB 480-611079/1-A	Method Blank	Total/NA	Solid	8151	611079
LCS 480-611079/2-A	Lab Control Sample	Total/NA	Solid	8151	611079
LCSD 480-611079/3-A	Lab Control Sample Dup	Total/NA	Solid	8151	611079

Prep Batch: 611340

Lab Sample ID	Client Sample ID	Prep Type	Matrix	Method	Prep Batch
480-193838-23	PF23	TCLP	Solid	8151A	610936
480-193838-24	PF24	TCLP	Solid	8151A	610936
480-193838-25	PF25	TCLP	Solid	8151A	610936
480-193838-26	PF26	TCLP	Solid	8151A	610936
480-193838-27	PF27	TCLP	Solid	8151A	610936
480-193838-28	PF28	TCLP	Solid	8151A	610936
480-193838-29	PF29	TCLP	Solid	8151A	610936
480-193838-30	PF30	TCLP	Solid	8151A	610936
480-193838-31	PF31	TCLP	Solid	8151A	610936
480-193838-32	PF32	TCLP	Solid	8151A	610936
480-193838-33	PF33	TCLP	Solid	8151A	610936
480-193838-34	PF34	TCLP	Solid	8151A	610936
480-193838-35	PF35	TCLP	Solid	8151A	610936
480-193838-36	PF36	TCLP	Solid	8151A	610936
LB 480-610936/1-C	Method Blank	TCLP	Solid	8151A	610936
MB 480-611340/1-A	Method Blank	Total/NA	Solid	8151A	
LCS 480-611340/2-A	Lab Control Sample	Total/NA	Solid	8151A	
LCSD 480-611340/3-A	Lab Control Sample Dup	Total/NA	Solid	8151A	

Prep Batch: 611409

Lab Sample ID	Client Sample ID	Prep Type	Matrix	Method	Prep Batch
480-193838-23	PF23	TCLP	Solid	3510C	610936
480-193838-24	PF24	TCLP	Solid	3510C	610936
480-193838-25	PF25	TCLP	Solid	3510C	610936
480-193838-26	PF26	TCLP	Solid	3510C	610936
480-193838-27	PF27	TCLP	Solid	3510C	610936
480-193838-28	PF28	TCLP	Solid	3510C	610936
480-193838-29	PF29	TCLP	Solid	3510C	610936
480-193838-30	PF30	TCLP	Solid	3510C	610936
480-193838-31	PF31	TCLP	Solid	3510C	610936
480-193838-32	PF32	TCLP	Solid	3510C	610936
480-193838-33	PF33	TCLP	Solid	3510C	610936
480-193838-34	PF34	TCLP	Solid	3510C	610936
480-193838-35	PF35	TCLP	Solid	3510C	610936
480-193838-36	PF36	TCLP	Solid	3510C	610936
LB 480-610936/1-E	Method Blank	TCLP	Solid	3510C	610936
MB 480-611409/1-A	Method Blank	Total/NA	Solid	3510C	
LCS 480-611409/2-A	Lab Control Sample	Total/NA	Solid	3510C	

GC Semi VOA (Continued)

Prep Batch: 611409 (Continued)

Lab Sample ID	Client Sample ID	Prep Type	Matrix	Method	Prep Batch
LCSD 480-611409/3-A	Lab Control Sample Dup	Total/NA	Solid	3510C	

Analysis Batch: 611440

Lab Sample ID	Client Sample ID	Prep Type	Matrix	Method	Prep Batch
480-193838-23	PF23	TCLP	Solid	8081B	611409
480-193838-24	PF24	TCLP	Solid	8081B	611409
480-193838-25	PF25	TCLP	Solid	8081B	611409
480-193838-26	PF26	TCLP	Solid	8081B	611409
480-193838-27	PF27	TCLP	Solid	8081B	611409
480-193838-28	PF28	TCLP	Solid	8081B	611409
480-193838-29	PF29	TCLP	Solid	8081B	611409
480-193838-30	PF30	TCLP	Solid	8081B	611409
480-193838-31	PF31	TCLP	Solid	8081B	611409
480-193838-32	PF32	TCLP	Solid	8081B	611409
480-193838-33	PF33	TCLP	Solid	8081B	611409
480-193838-34	PF34	TCLP	Solid	8081B	611409
480-193838-35	PF35	TCLP	Solid	8081B	611409
480-193838-36	PF36	TCLP	Solid	8081B	611409
LB 480-610936/1-E	Method Blank	TCLP	Solid	8081B	611409
MB 480-611409/1-A	Method Blank	Total/NA	Solid	8081B	611409
LCS 480-611409/2-A	Lab Control Sample	Total/NA	Solid	8081B	611409
LCSD 480-611409/3-A	Lab Control Sample Dup	Total/NA	Solid	8081B	611409

Analysis Batch: 611470

Lab Sample ID	Client Sample ID	Prep Type	Matrix	Method	Prep Batch
480-193838-23	PF23	TCLP	Solid	8151	611340
480-193838-24	PF24	TCLP	Solid	8151	611340
480-193838-25	PF25	TCLP	Solid	8151	611340
480-193838-26	PF26	TCLP	Solid	8151	611340
480-193838-27	PF27	TCLP	Solid	8151	611340
480-193838-28	PF28	TCLP	Solid	8151	611340
480-193838-29	PF29	TCLP	Solid	8151	611340
480-193838-30	PF30	TCLP	Solid	8151	611340
480-193838-31	PF31	TCLP	Solid	8151	611340
480-193838-32	PF32	TCLP	Solid	8151	611340
480-193838-33	PF33	TCLP	Solid	8151	611340
480-193838-34	PF34	TCLP	Solid	8151	611340
480-193838-35	PF35	TCLP	Solid	8151	611340
480-193838-36	PF36	TCLP	Solid	8151	611340
LB 480-610936/1-C	Method Blank	TCLP	Solid	8151	611340
MB 480-611340/1-A	Method Blank	Total/NA	Solid	8151	611340
LCS 480-611340/2-A	Lab Control Sample	Total/NA	Solid	8151	611340
LCSD 480-611340/3-A	Lab Control Sample Dup	Total/NA	Solid	8151	611340

Metals

Leach Batch: 610766

Lab Sample ID	Client Sample ID	Prep Type	Matrix	Method	Prep Batch
480-193838-1	PF1	TCLP	Solid	1311	
480-193838-2	PF2	TCLP	Solid	1311	
480-193838-3	PF3	TCLP	Solid	1311	

Metals (Continued)

Leach Batch: 610766 (Continued)

Lab Sample ID	Client Sample ID	Prep Type	Matrix	Method	Prep Batch
480-193838-4	PF4	TCLP	Solid	1311	
480-193838-5	PF5	TCLP	Solid	1311	
LB 480-610766/1-C	Method Blank	TCLP	Solid	1311	
LB 480-610766/1-H	Method Blank	TCLP	Solid	1311	
480-193838-1 MS	PF1	TCLP	Solid	1311	
480-193838-1 MSD	PF1	TCLP	Solid	1311	

Prep Batch: 610865

Lab Sample ID	Client Sample ID	Prep Type	Matrix	Method	Prep Batch
480-193838-1	PF1	TCLP	Solid	3010A	610766
480-193838-2	PF2	TCLP	Solid	3010A	610766
480-193838-3	PF3	TCLP	Solid	3010A	610766
480-193838-4	PF4	TCLP	Solid	3010A	610766
480-193838-5	PF5	TCLP	Solid	3010A	610766
LB 480-610766/1-C	Method Blank	TCLP	Solid	3010A	610766
MB 480-610865/2-A	Method Blank	Total/NA	Solid	3010A	
LCS 480-610865/3-A	Lab Control Sample	Total/NA	Solid	3010A	
480-193838-1 MS	PF1	TCLP	Solid	3010A	610766
480-193838-1 MSD	PF1	TCLP	Solid	3010A	610766

Leach Batch: 610905

Lab Sample ID	Client Sample ID	Prep Type	Matrix	Method	Prep Batch
480-193838-6	PF6	TCLP	Solid	1311	
480-193838-7	PF7	TCLP	Solid	1311	
480-193838-8	PF8	TCLP	Solid	1311	
480-193838-9	PF9	TCLP	Solid	1311	
480-193838-10	PF10	TCLP	Solid	1311	
480-193838-11	PF11	TCLP	Solid	1311	
480-193838-12	PF12	TCLP	Solid	1311	
480-193838-13	PF13	TCLP	Solid	1311	
480-193838-14	PF14	TCLP	Solid	1311	
480-193838-15	PF15	TCLP	Solid	1311	
480-193838-16	PF16	TCLP	Solid	1311	
480-193838-17	PF17	TCLP	Solid	1311	
480-193838-18	PF18	TCLP	Solid	1311	
480-193838-19	PF19	TCLP	Solid	1311	
480-193838-20	PF20	TCLP	Solid	1311	
480-193838-21	PF21	TCLP	Solid	1311	
480-193838-22	PF22	TCLP	Solid	1311	
LB 480-610905/1-B	Method Blank	TCLP	Solid	1311	
LB 480-610905/1-E	Method Blank	TCLP	Solid	1311	
480-193838-18 MS	PF18	TCLP	Solid	1311	
480-193838-18 MSD	PF18	TCLP	Solid	1311	

Leach Batch: 610936

Lab Sample ID	Client Sample ID	Prep Type	Matrix	Method	Prep Batch
480-193838-23	PF23	TCLP	Solid	1311	
480-193838-24	PF24	TCLP	Solid	1311	
480-193838-25	PF25	TCLP	Solid	1311	
480-193838-26	PF26	TCLP	Solid	1311	
480-193838-27	PF27	TCLP	Solid	1311	

Metals (Continued)

Leach Batch: 610936 (Continued)

Lab Sample ID	Client Sample ID	Prep Type	Matrix	Method	Prep Batch
480-193838-28	PF28	TCLP	Solid	1311	
480-193838-29	PF29	TCLP	Solid	1311	
480-193838-30	PF30	TCLP	Solid	1311	
480-193838-31	PF31	TCLP	Solid	1311	
480-193838-32	PF32	TCLP	Solid	1311	
480-193838-33	PF33	TCLP	Solid	1311	
480-193838-34	PF34	TCLP	Solid	1311	
480-193838-35	PF35	TCLP	Solid	1311	
480-193838-36	PF36	TCLP	Solid	1311	
LB 480-610936/1-B	Method Blank	TCLP	Solid	1311	
LB 480-610936/1-D	Method Blank	TCLP	Solid	1311	
480-193838-35 MS	PF35	TCLP	Solid	1311	
480-193838-35 MSD	PF35	TCLP	Solid	1311	

Analysis Batch: 611065

Lab Sample ID	Client Sample ID	Prep Type	Matrix	Method	Prep Batch
480-193838-1	PF1	TCLP	Solid	6010C	610865
480-193838-2	PF2	TCLP	Solid	6010C	610865
480-193838-3	PF3	TCLP	Solid	6010C	610865
480-193838-4	PF4	TCLP	Solid	6010C	610865
480-193838-5	PF5	TCLP	Solid	6010C	610865
LB 480-610766/1-C	Method Blank	TCLP	Solid	6010C	610865
MB 480-610865/2-A	Method Blank	Total/NA	Solid	6010C	610865
LCS 480-610865/3-A	Lab Control Sample	Total/NA	Solid	6010C	610865
480-193838-1 MS	PF1	TCLP	Solid	6010C	610865
480-193838-1 MSD	PF1	TCLP	Solid	6010C	610865

Prep Batch: 611074

Lab Sample ID	Client Sample ID	Prep Type	Matrix	Method	Prep Batch
480-193838-6	PF6	TCLP	Solid	3010A	610905
480-193838-7	PF7	TCLP	Solid	3010A	610905
480-193838-8	PF8	TCLP	Solid	3010A	610905
480-193838-9	PF9	TCLP	Solid	3010A	610905
480-193838-10	PF10	TCLP	Solid	3010A	610905
480-193838-11	PF11	TCLP	Solid	3010A	610905
480-193838-12	PF12	TCLP	Solid	3010A	610905
480-193838-13	PF13	TCLP	Solid	3010A	610905
480-193838-14	PF14	TCLP	Solid	3010A	610905
480-193838-15	PF15	TCLP	Solid	3010A	610905
480-193838-16	PF16	TCLP	Solid	3010A	610905
480-193838-17	PF17	TCLP	Solid	3010A	610905
480-193838-18	PF18	TCLP	Solid	3010A	610905
480-193838-19	PF19	TCLP	Solid	3010A	610905
480-193838-20	PF20	TCLP	Solid	3010A	610905
480-193838-21	PF21	TCLP	Solid	3010A	610905
480-193838-22	PF22	TCLP	Solid	3010A	610905
LB 480-610905/1-B	Method Blank	TCLP	Solid	3010A	610905
MB 480-611074/2-A	Method Blank	Total/NA	Solid	3010A	
LCS 480-611074/3-A	Lab Control Sample	Total/NA	Solid	3010A	
480-193838-18 MS	PF18	TCLP	Solid	3010A	610905
480-193838-18 MSD	PF18	TCLP	Solid	3010A	610905

Metals

Prep Batch: 611087

Lab Sample ID	Client Sample ID	Prep Type	Matrix	Method	Prep Batch
480-193838-6	PF6	TCLP	Solid	7470A	610905
480-193838-7	PF7	TCLP	Solid	7470A	610905
480-193838-8	PF8	TCLP	Solid	7470A	610905
480-193838-9	PF9	TCLP	Solid	7470A	610905
480-193838-10	PF10	TCLP	Solid	7470A	610905
480-193838-11	PF11	TCLP	Solid	7470A	610905
480-193838-12	PF12	TCLP	Solid	7470A	610905
480-193838-13	PF13	TCLP	Solid	7470A	610905
480-193838-14	PF14	TCLP	Solid	7470A	610905
480-193838-15	PF15	TCLP	Solid	7470A	610905
480-193838-16	PF16	TCLP	Solid	7470A	610905
480-193838-17	PF17	TCLP	Solid	7470A	610905
480-193838-18	PF18	TCLP	Solid	7470A	610905
480-193838-19	PF19	TCLP	Solid	7470A	610905
480-193838-20	PF20	TCLP	Solid	7470A	610905
480-193838-21	PF21	TCLP	Solid	7470A	610905
480-193838-22	PF22	TCLP	Solid	7470A	610905
LB 480-610905/1-E	Method Blank	TCLP	Solid	7470A	610905
MB 480-611087/2-A	Method Blank	Total/NA	Solid	7470A	
LCS 480-611087/3-A	Lab Control Sample	Total/NA	Solid	7470A	
480-193838-18 MS	PF18	TCLP	Solid	7470A	610905
480-193838-18 MSD	PF18	TCLP	Solid	7470A	610905

Analysis Batch: 611132

Lab Sample ID	Client Sample ID	Prep Type	Matrix	Method	Prep Batch
480-193838-6	PF6	TCLP	Solid	7470A	611087
480-193838-7	PF7	TCLP	Solid	7470A	611087
480-193838-8	PF8	TCLP	Solid	7470A	611087
480-193838-9	PF9	TCLP	Solid	7470A	611087
480-193838-10	PF10	TCLP	Solid	7470A	611087
480-193838-11	PF11	TCLP	Solid	7470A	611087
480-193838-12	PF12	TCLP	Solid	7470A	611087
480-193838-13	PF13	TCLP	Solid	7470A	611087
480-193838-14	PF14	TCLP	Solid	7470A	611087
480-193838-15	PF15	TCLP	Solid	7470A	611087
480-193838-16	PF16	TCLP	Solid	7470A	611087
480-193838-17	PF17	TCLP	Solid	7470A	611087
480-193838-18	PF18	TCLP	Solid	7470A	611087
480-193838-19	PF19	TCLP	Solid	7470A	611087
480-193838-20	PF20	TCLP	Solid	7470A	611087
480-193838-21	PF21	TCLP	Solid	7470A	611087
480-193838-22	PF22	TCLP	Solid	7470A	611087
LB 480-610905/1-E	Method Blank	TCLP	Solid	7470A	611087
MB 480-611087/2-A	Method Blank	Total/NA	Solid	7470A	611087
LCS 480-611087/3-A	Lab Control Sample	Total/NA	Solid	7470A	611087
480-193838-18 MS	PF18	TCLP	Solid	7470A	611087
480-193838-18 MSD	PF18	TCLP	Solid	7470A	611087

Analysis Batch: 611215

Lab Sample ID	Client Sample ID	Prep Type	Matrix	Method	Prep Batch
480-193838-6	PF6	TCLP	Solid	6010C	611074

Metals (Continued)

Analysis Batch: 611215 (Continued)

Lab Sample ID	Client Sample ID	Prep Type	Matrix	Method	Prep Batch
480-193838-7	PF7	TCLP	Solid	6010C	611074
480-193838-8	PF8	TCLP	Solid	6010C	611074
480-193838-9	PF9	TCLP	Solid	6010C	611074
480-193838-10	PF10	TCLP	Solid	6010C	611074
480-193838-11	PF11	TCLP	Solid	6010C	611074
480-193838-12	PF12	TCLP	Solid	6010C	611074
480-193838-13	PF13	TCLP	Solid	6010C	611074
480-193838-14	PF14	TCLP	Solid	6010C	611074
480-193838-15	PF15	TCLP	Solid	6010C	611074
480-193838-16	PF16	TCLP	Solid	6010C	611074
480-193838-17	PF17	TCLP	Solid	6010C	611074
480-193838-18	PF18	TCLP	Solid	6010C	611074
480-193838-19	PF19	TCLP	Solid	6010C	611074
480-193838-20	PF20	TCLP	Solid	6010C	611074
480-193838-21	PF21	TCLP	Solid	6010C	611074
480-193838-22	PF22	TCLP	Solid	6010C	611074
LB 480-610905/1-B	Method Blank	TCLP	Solid	6010C	611074
MB 480-611074/2-A	Method Blank	Total/NA	Solid	6010C	611074
LCS 480-611074/3-A	Lab Control Sample	Total/NA	Solid	6010C	611074
480-193838-18 MS	PF18	TCLP	Solid	6010C	611074
480-193838-18 MSD	PF18	TCLP	Solid	6010C	611074

Prep Batch: 611362

Lab Sample ID	Client Sample ID	Prep Type	Matrix	Method	Prep Batch
480-193838-23	PF23	TCLP	Solid	3010A	610936
480-193838-24	PF24	TCLP	Solid	3010A	610936
480-193838-25	PF25	TCLP	Solid	3010A	610936
480-193838-26	PF26	TCLP	Solid	3010A	610936
480-193838-27	PF27	TCLP	Solid	3010A	610936
480-193838-28	PF28	TCLP	Solid	3010A	610936
480-193838-29	PF29	TCLP	Solid	3010A	610936
480-193838-30	PF30	TCLP	Solid	3010A	610936
480-193838-31	PF31	TCLP	Solid	3010A	610936
480-193838-32	PF32	TCLP	Solid	3010A	610936
480-193838-33	PF33	TCLP	Solid	3010A	610936
480-193838-34	PF34	TCLP	Solid	3010A	610936
480-193838-35	PF35	TCLP	Solid	3010A	610936
480-193838-36	PF36	TCLP	Solid	3010A	610936
LB 480-610936/1-B	Method Blank	TCLP	Solid	3010A	610936
MB 480-611362/2-A	Method Blank	Total/NA	Solid	3010A	
LCS 480-611362/3-A	Lab Control Sample	Total/NA	Solid	3010A	
480-193838-35 MS	PF35	TCLP	Solid	3010A	610936
480-193838-35 MSD	PF35	TCLP	Solid	3010A	610936

Prep Batch: 611377

Lab Sample ID	Client Sample ID	Prep Type	Matrix	Method	Prep Batch
480-193838-23	PF23	TCLP	Solid	7470A	610936
480-193838-24	PF24	TCLP	Solid	7470A	610936
480-193838-25	PF25	TCLP	Solid	7470A	610936
480-193838-26	PF26	TCLP	Solid	7470A	610936
480-193838-27	PF27	TCLP	Solid	7470A	610936

Metals (Continued)

Prep Batch: 611377 (Continued)

Lab Sample ID	Client Sample ID	Prep Type	Matrix	Method	Prep Batch
480-193838-28	PF28	TCLP	Solid	7470A	610936
480-193838-29	PF29	TCLP	Solid	7470A	610936
480-193838-30	PF30	TCLP	Solid	7470A	610936
480-193838-31	PF31	TCLP	Solid	7470A	610936
480-193838-32	PF32	TCLP	Solid	7470A	610936
480-193838-33	PF33	TCLP	Solid	7470A	610936
480-193838-34	PF34	TCLP	Solid	7470A	610936
480-193838-35	PF35	TCLP	Solid	7470A	610936
480-193838-36	PF36	TCLP	Solid	7470A	610936
LB 480-610936/1-D	Method Blank	TCLP	Solid	7470A	610936
MB 480-611377/2-A	Method Blank	Total/NA	Solid	7470A	
LCS 480-611377/3-A	Lab Control Sample	Total/NA	Solid	7470A	
480-193838-35 MS	PF35	TCLP	Solid	7470A	610936
480-193838-35 MSD	PF35	TCLP	Solid	7470A	610936

Analysis Batch: 611421

Lab Sample ID	Client Sample ID	Prep Type	Matrix	Method	Prep Batch
480-193838-23	PF23	TCLP	Solid	7470A	611377
480-193838-24	PF24	TCLP	Solid	7470A	611377
480-193838-25	PF25	TCLP	Solid	7470A	611377
480-193838-26	PF26	TCLP	Solid	7470A	611377
480-193838-27	PF27	TCLP	Solid	7470A	611377
480-193838-28	PF28	TCLP	Solid	7470A	611377
480-193838-29	PF29	TCLP	Solid	7470A	611377
480-193838-30	PF30	TCLP	Solid	7470A	611377
480-193838-31	PF31	TCLP	Solid	7470A	611377
480-193838-32	PF32	TCLP	Solid	7470A	611377
480-193838-33	PF33	TCLP	Solid	7470A	611377
480-193838-34	PF34	TCLP	Solid	7470A	611377
480-193838-35	PF35	TCLP	Solid	7470A	611377
480-193838-36	PF36	TCLP	Solid	7470A	611377
LB 480-610936/1-D	Method Blank	TCLP	Solid	7470A	611377
MB 480-611377/2-A	Method Blank	Total/NA	Solid	7470A	611377
LCS 480-611377/3-A	Lab Control Sample	Total/NA	Solid	7470A	611377
480-193838-35 MS	PF35	TCLP	Solid	7470A	611377
480-193838-35 MSD	PF35	TCLP	Solid	7470A	611377

Analysis Batch: 611501

Lab Sample ID	Client Sample ID	Prep Type	Matrix	Method	Prep Batch
480-193838-23	PF23	TCLP	Solid	6010C	611362
480-193838-24	PF24	TCLP	Solid	6010C	611362
480-193838-25	PF25	TCLP	Solid	6010C	611362
480-193838-26	PF26	TCLP	Solid	6010C	611362
480-193838-27	PF27	TCLP	Solid	6010C	611362
480-193838-28	PF28	TCLP	Solid	6010C	611362
480-193838-29	PF29	TCLP	Solid	6010C	611362
480-193838-30	PF30	TCLP	Solid	6010C	611362
480-193838-31	PF31	TCLP	Solid	6010C	611362
480-193838-32	PF32	TCLP	Solid	6010C	611362
480-193838-33	PF33	TCLP	Solid	6010C	611362
480-193838-34	PF34	TCLP	Solid	6010C	611362

Metals (Continued)

Analysis Batch: 611501 (Continued)

Lab Sample ID	Client Sample ID	Prep Type	Matrix	Method	Prep Batch
480-193838-35	PF35	TCLP	Solid	6010C	611362
480-193838-36	PF36	TCLP	Solid	6010C	611362
LB 480-610936/1-B	Method Blank	TCLP	Solid	6010C	611362
MB 480-611362/2-A	Method Blank	Total/NA	Solid	6010C	611362
LCS 480-611362/3-A	Lab Control Sample	Total/NA	Solid	6010C	611362
480-193838-35 MS	PF35	TCLP	Solid	6010C	611362
480-193838-35 MSD	PF35	TCLP	Solid	6010C	611362

Prep Batch: 611516

Lab Sample ID	Client Sample ID	Prep Type	Matrix	Method	Prep Batch
480-193838-1	PF1	TCLP	Solid	7470A	610766
480-193838-2	PF2	TCLP	Solid	7470A	610766
480-193838-3	PF3	TCLP	Solid	7470A	610766
480-193838-4	PF4	TCLP	Solid	7470A	610766
480-193838-5	PF5	TCLP	Solid	7470A	610766
LB 480-610766/1-H	Method Blank	TCLP	Solid	7470A	610766
MB 480-611516/2-A	Method Blank	Total/NA	Solid	7470A	
LCS 480-611516/3-A	Lab Control Sample	Total/NA	Solid	7470A	
LCSD 480-611516/4-A	Lab Control Sample Dup	Total/NA	Solid	7470A	

Analysis Batch: 611585

Lab Sample ID	Client Sample ID	Prep Type	Matrix	Method	Prep Batch
480-193838-1	PF1	TCLP	Solid	7470A	611516
480-193838-2	PF2	TCLP	Solid	7470A	611516
480-193838-3	PF3	TCLP	Solid	7470A	611516
480-193838-4	PF4	TCLP	Solid	7470A	611516
480-193838-5	PF5	TCLP	Solid	7470A	611516
LB 480-610766/1-H	Method Blank	TCLP	Solid	7470A	611516
MB 480-611516/2-A	Method Blank	Total/NA	Solid	7470A	611516
LCS 480-611516/3-A	Lab Control Sample	Total/NA	Solid	7470A	611516
LCSD 480-611516/4-A	Lab Control Sample Dup	Total/NA	Solid	7470A	611516

General Chemistry

Analysis Batch: 610558

Lab Sample ID	Client Sample ID	Prep Type	Matrix	Method	Prep Batch
480-193838-1	PF1	Total/NA	Solid	Moisture	
480-193838-2	PF2	Total/NA	Solid	Moisture	
480-193838-3	PF3	Total/NA	Solid	Moisture	
480-193838-4	PF4	Total/NA	Solid	Moisture	
480-193838-5	PF5	Total/NA	Solid	Moisture	
480-193838-6	PF6	Total/NA	Solid	Moisture	
480-193838-7	PF7	Total/NA	Solid	Moisture	
480-193838-8	PF8	Total/NA	Solid	Moisture	
480-193838-9	PF9	Total/NA	Solid	Moisture	
480-193838-10	PF10	Total/NA	Solid	Moisture	
480-193838-11	PF11	Total/NA	Solid	Moisture	
480-193838-12	PF12	Total/NA	Solid	Moisture	
480-193838-13	PF13	Total/NA	Solid	Moisture	
480-193838-14	PF14	Total/NA	Solid	Moisture	
480-193838-15	PF15	Total/NA	Solid	Moisture	

General Chemistry (Continued)

Analysis Batch: 610558 (Continued)

Lab Sample ID	Client Sample ID	Prep Type	Matrix	Method	Prep Batch
480-193838-16	PF16	Total/NA	Solid	Moisture	
480-193838-17	PF17	Total/NA	Solid	Moisture	
480-193838-18	PF18	Total/NA	Solid	Moisture	
480-193838-19	PF19	Total/NA	Solid	Moisture	
480-193838-20	PF20	Total/NA	Solid	Moisture	
480-193838-21	PF21	Total/NA	Solid	Moisture	
480-193838-22	PF22	Total/NA	Solid	Moisture	
480-193838-23	PF23	Total/NA	Solid	Moisture	
480-193838-24	PF24	Total/NA	Solid	Moisture	
480-193838-25	PF25	Total/NA	Solid	Moisture	
480-193838-26	PF26	Total/NA	Solid	Moisture	
480-193838-27	PF27	Total/NA	Solid	Moisture	
480-193838-28	PF28	Total/NA	Solid	Moisture	
480-193838-29	PF29	Total/NA	Solid	Moisture	
480-193838-30	PF30	Total/NA	Solid	Moisture	
480-193838-31	PF31	Total/NA	Solid	Moisture	
480-193838-32	PF32	Total/NA	Solid	Moisture	
480-193838-33	PF33	Total/NA	Solid	Moisture	
480-193838-34	PF34	Total/NA	Solid	Moisture	
480-193838-35	PF35	Total/NA	Solid	Moisture	
480-193838-36	PF36	Total/NA	Solid	Moisture	

Prep Batch: 610885

Lab Sample ID	Client Sample ID	Prep Type	Matrix	Method	Prep Batch
480-193838-1	PF1	Total/NA	Solid	7.3.4	
480-193838-2	PF2	Total/NA	Solid	7.3.4	
480-193838-3	PF3	Total/NA	Solid	7.3.4	
480-193838-4	PF4	Total/NA	Solid	7.3.4	
480-193838-5	PF5	Total/NA	Solid	7.3.4	
480-193838-6	PF6	Total/NA	Solid	7.3.4	
480-193838-7	PF7	Total/NA	Solid	7.3.4	
480-193838-8	PF8	Total/NA	Solid	7.3.4	
480-193838-9	PF9	Total/NA	Solid	7.3.4	
MB 480-610885/1-A	Method Blank	Total/NA	Solid	7.3.4	
LCS 480-610885/2-A	Lab Control Sample	Total/NA	Solid	7.3.4	

Analysis Batch: 610886

Lab Sample ID	Client Sample ID	Prep Type	Matrix	Method	Prep Batch
480-193838-1	PF1	Total/NA	Solid	9034	610885
480-193838-2	PF2	Total/NA	Solid	9034	610885
480-193838-3	PF3	Total/NA	Solid	9034	610885
480-193838-4	PF4	Total/NA	Solid	9034	610885
480-193838-5	PF5	Total/NA	Solid	9034	610885
480-193838-6	PF6	Total/NA	Solid	9034	610885
480-193838-7	PF7	Total/NA	Solid	9034	610885
480-193838-8	PF8	Total/NA	Solid	9034	610885
480-193838-9	PF9	Total/NA	Solid	9034	610885
MB 480-610885/1-A	Method Blank	Total/NA	Solid	9034	610885
LCS 480-610885/2-A	Lab Control Sample	Total/NA	Solid	9034	610885

General Chemistry

Prep Batch: 610888

Lab Sample ID	Client Sample ID	Prep Type	Matrix	Method	Prep Batch
480-193838-1	PF1	Total/NA	Solid	7.3.3	
480-193838-2	PF2	Total/NA	Solid	7.3.3	
480-193838-3	PF3	Total/NA	Solid	7.3.3	
480-193838-4	PF4	Total/NA	Solid	7.3.3	
480-193838-5	PF5	Total/NA	Solid	7.3.3	
480-193838-6	PF6	Total/NA	Solid	7.3.3	
480-193838-7	PF7	Total/NA	Solid	7.3.3	
480-193838-8	PF8	Total/NA	Solid	7.3.3	
480-193838-9	PF9	Total/NA	Solid	7.3.3	
MB 480-610888/1-A	Method Blank	Total/NA	Solid	7.3.3	
LCS 480-610888/2-A	Lab Control Sample	Total/NA	Solid	7.3.3	

Analysis Batch: 610898

Lab Sample ID	Client Sample ID	Prep Type	Matrix	Method	Prep Batch
480-193838-1	PF1	Total/NA	Solid	9045C	
480-193838-2	PF2	Total/NA	Solid	9045C	
480-193838-3	PF3	Total/NA	Solid	9045C	
480-193838-4	PF4	Total/NA	Solid	9045C	
480-193838-5	PF5	Total/NA	Solid	9045C	
480-193838-6	PF6	Total/NA	Solid	9045C	
480-193838-7	PF7	Total/NA	Solid	9045C	
480-193838-8	PF8	Total/NA	Solid	9045C	
480-193838-9	PF9	Total/NA	Solid	9045C	
480-193838-10	PF10	Total/NA	Solid	9045C	
480-193838-11	PF11	Total/NA	Solid	9045C	
480-193838-12	PF12	Total/NA	Solid	9045C	
480-193838-13	PF13	Total/NA	Solid	9045C	
480-193838-14	PF14	Total/NA	Solid	9045C	
480-193838-15	PF15	Total/NA	Solid	9045C	
480-193838-16	PF16	Total/NA	Solid	9045C	
LCS 480-610898/1	Lab Control Sample	Total/NA	Solid	9045C	
480-193838-1 DU	PF1	Total/NA	Solid	9045C	
480-193838-9 DU	PF9	Total/NA	Solid	9045C	

Analysis Batch: 610967

Lab Sample ID	Client Sample ID	Prep Type	Matrix	Method	Prep Batch
480-193838-1	PF1	Total/NA	Solid	9012	610888
480-193838-2	PF2	Total/NA	Solid	9012	610888
480-193838-3	PF3	Total/NA	Solid	9012	610888
480-193838-4	PF4	Total/NA	Solid	9012	610888
480-193838-5	PF5	Total/NA	Solid	9012	610888
480-193838-6	PF6	Total/NA	Solid	9012	610888
480-193838-7	PF7	Total/NA	Solid	9012	610888
480-193838-8	PF8	Total/NA	Solid	9012	610888
480-193838-9	PF9	Total/NA	Solid	9012	610888
MB 480-610888/1-A	Method Blank	Total/NA	Solid	9012	610888
LCS 480-610888/2-A	Lab Control Sample	Total/NA	Solid	9012	610888

Prep Batch: 610987

Lab Sample ID	Client Sample ID	Prep Type	Matrix	Method	Prep Batch
480-193838-10	PF10	Total/NA	Solid	7.3.3	

General Chemistry (Continued)

Prep Batch: 610987 (Continued)

Lab Sample ID	Client Sample ID	Prep Type	Matrix	Method	Prep Batch
480-193838-11	PF11	Total/NA	Solid	7.3.3	
480-193838-12	PF12	Total/NA	Solid	7.3.3	
480-193838-13	PF13	Total/NA	Solid	7.3.3	
480-193838-14	PF14	Total/NA	Solid	7.3.3	
480-193838-15	PF15	Total/NA	Solid	7.3.3	
480-193838-16	PF16	Total/NA	Solid	7.3.3	
480-193838-17	PF17	Total/NA	Solid	7.3.3	
480-193838-18	PF18	Total/NA	Solid	7.3.3	
MB 480-610987/1-A	Method Blank	Total/NA	Solid	7.3.3	
LCS 480-610987/2-A	Lab Control Sample	Total/NA	Solid	7.3.3	

Analysis Batch: 610990

Lab Sample ID	Client Sample ID	Prep Type	Matrix	Method	Prep Batch
480-193838-17	PF17	Total/NA	Solid	9045C	
480-193838-18	PF18	Total/NA	Solid	9045C	
480-193838-19	PF19	Total/NA	Solid	9045C	
480-193838-20	PF20	Total/NA	Solid	9045C	
480-193838-21	PF21	Total/NA	Solid	9045C	
480-193838-22	PF22	Total/NA	Solid	9045C	
480-193838-23	PF23	Total/NA	Solid	9045C	
480-193838-24	PF24	Total/NA	Solid	9045C	
480-193838-25	PF25	Total/NA	Solid	9045C	
LCS 480-610990/1	Lab Control Sample	Total/NA	Solid	9045C	
480-193838-17 DU	PF17	Total/NA	Solid	9045C	

Prep Batch: 610992

Lab Sample ID	Client Sample ID	Prep Type	Matrix	Method	Prep Batch
480-193838-10	PF10	Total/NA	Solid	7.3.4	
480-193838-11	PF11	Total/NA	Solid	7.3.4	
480-193838-12	PF12	Total/NA	Solid	7.3.4	
480-193838-13	PF13	Total/NA	Solid	7.3.4	
480-193838-14	PF14	Total/NA	Solid	7.3.4	
480-193838-15	PF15	Total/NA	Solid	7.3.4	
480-193838-16	PF16	Total/NA	Solid	7.3.4	
480-193838-17	PF17	Total/NA	Solid	7.3.4	
480-193838-18	PF18	Total/NA	Solid	7.3.4	
MB 480-610992/1-A	Method Blank	Total/NA	Solid	7.3.4	
LCS 480-610992/2-A	Lab Control Sample	Total/NA	Solid	7.3.4	

Analysis Batch: 611003

Lab Sample ID	Client Sample ID	Prep Type	Matrix	Method	Prep Batch
480-193838-10	PF10	Total/NA	Solid	9012	610987
480-193838-11	PF11	Total/NA	Solid	9012	610987
480-193838-12	PF12	Total/NA	Solid	9012	610987
480-193838-13	PF13	Total/NA	Solid	9012	610987
480-193838-14	PF14	Total/NA	Solid	9012	610987
480-193838-15	PF15	Total/NA	Solid	9012	610987
480-193838-16	PF16	Total/NA	Solid	9012	610987
480-193838-17	PF17	Total/NA	Solid	9012	610987
480-193838-18	PF18	Total/NA	Solid	9012	610987
MB 480-610987/1-A	Method Blank	Total/NA	Solid	9012	610987

General Chemistry (Continued)

Analysis Batch: 611003 (Continued)

Lab Sample ID	Client Sample ID	Prep Type	Matrix	Method	Prep Batch
LCS 480-610987/2-A	Lab Control Sample	Total/NA	Solid	9012	610987

Analysis Batch: 611027

Lab Sample ID	Client Sample ID	Prep Type	Matrix	Method	Prep Batch
480-193838-28	PF28	Total/NA	Solid	1010A	
480-193838-29	PF29	Total/NA	Solid	1010A	
480-193838-32	PF32	Total/NA	Solid	1010A	
LCS 480-611027/1	Lab Control Sample	Total/NA	Solid	1010A	
480-193838-28 DU	PF28	Total/NA	Solid	1010A	

Analysis Batch: 611028

Lab Sample ID	Client Sample ID	Prep Type	Matrix	Method	Prep Batch
480-193838-30	PF30	Total/NA	Solid	1010A	
480-193838-31	PF31	Total/NA	Solid	1010A	
480-193838-33	PF33	Total/NA	Solid	1010A	
LCS 480-611028/1	Lab Control Sample	Total/NA	Solid	1010A	
480-193838-31 DU	PF31	Total/NA	Solid	1010A	

Analysis Batch: 611057

Lab Sample ID	Client Sample ID	Prep Type	Matrix	Method	Prep Batch
480-193838-10	PF10	Total/NA	Solid	9034	610992
480-193838-11	PF11	Total/NA	Solid	9034	610992
480-193838-12	PF12	Total/NA	Solid	9034	610992
480-193838-13	PF13	Total/NA	Solid	9034	610992
480-193838-14	PF14	Total/NA	Solid	9034	610992
480-193838-15	PF15	Total/NA	Solid	9034	610992
480-193838-16	PF16	Total/NA	Solid	9034	610992
480-193838-17	PF17	Total/NA	Solid	9034	610992
480-193838-18	PF18	Total/NA	Solid	9034	610992
MB 480-610992/1-A	Method Blank	Total/NA	Solid	9034	610992
LCS 480-610992/2-A	Lab Control Sample	Total/NA	Solid	9034	610992

Prep Batch: 611097

Lab Sample ID	Client Sample ID	Prep Type	Matrix	Method	Prep Batch
480-193838-19	PF19	Total/NA	Solid	7.3.3	
480-193838-20	PF20	Total/NA	Solid	7.3.3	
480-193838-21	PF21	Total/NA	Solid	7.3.3	
480-193838-22	PF22	Total/NA	Solid	7.3.3	
480-193838-23	PF23	Total/NA	Solid	7.3.3	
480-193838-24	PF24	Total/NA	Solid	7.3.3	
480-193838-25	PF25	Total/NA	Solid	7.3.3	
480-193838-26	PF26	Total/NA	Solid	7.3.3	
480-193838-27	PF27	Total/NA	Solid	7.3.3	
480-193838-28	PF28	Total/NA	Solid	7.3.3	
480-193838-29	PF29	Total/NA	Solid	7.3.3	
MB 480-611097/1-A	Method Blank	Total/NA	Solid	7.3.3	
LCS 480-611097/2-A	Lab Control Sample	Total/NA	Solid	7.3.3	
480-193838-19 DU	PF19	Total/NA	Solid	7.3.3	

General Chemistry

Prep Batch: 611112

Lab Sample ID	Client Sample ID	Prep Type	Matrix	Method	Prep Batch
480-193838-19	PF19	Total/NA	Solid	7.3.4	
480-193838-20	PF20	Total/NA	Solid	7.3.4	
480-193838-21	PF21	Total/NA	Solid	7.3.4	
480-193838-22	PF22	Total/NA	Solid	7.3.4	
480-193838-23	PF23	Total/NA	Solid	7.3.4	
480-193838-24	PF24	Total/NA	Solid	7.3.4	
480-193838-25	PF25	Total/NA	Solid	7.3.4	
480-193838-26	PF26	Total/NA	Solid	7.3.4	
480-193838-27	PF27	Total/NA	Solid	7.3.4	
480-193838-28	PF28	Total/NA	Solid	7.3.4	
480-193838-29	PF29	Total/NA	Solid	7.3.4	
MB 480-611112/1-A	Method Blank	Total/NA	Solid	7.3.4	
LCS 480-611112/2-A	Lab Control Sample	Total/NA	Solid	7.3.4	
480-193838-19 DU	PF19	Total/NA	Solid	7.3.4	

Analysis Batch: 611113

Lab Sample ID	Client Sample ID	Prep Type	Matrix	Method	Prep Batch
480-193838-19	PF19	Total/NA	Solid	9034	611112
480-193838-20	PF20	Total/NA	Solid	9034	611112
480-193838-21	PF21	Total/NA	Solid	9034	611112
480-193838-22	PF22	Total/NA	Solid	9034	611112
480-193838-23	PF23	Total/NA	Solid	9034	611112
480-193838-24	PF24	Total/NA	Solid	9034	611112
480-193838-25	PF25	Total/NA	Solid	9034	611112
480-193838-26	PF26	Total/NA	Solid	9034	611112
480-193838-27	PF27	Total/NA	Solid	9034	611112
480-193838-28	PF28	Total/NA	Solid	9034	611112
480-193838-29	PF29	Total/NA	Solid	9034	611112
MB 480-611112/1-A	Method Blank	Total/NA	Solid	9034	611112
LCS 480-611112/2-A	Lab Control Sample	Total/NA	Solid	9034	611112
480-193838-19 DU	PF19	Total/NA	Solid	9034	611112

Analysis Batch: 611125

Lab Sample ID	Client Sample ID	Prep Type	Matrix	Method	Prep Batch
480-193838-35	PF35	Total/NA	Solid	1010A	
480-193838-36	PF36	Total/NA	Solid	1010A	
LCS 480-611125/1	Lab Control Sample	Total/NA	Solid	1010A	

Analysis Batch: 611128

Lab Sample ID	Client Sample ID	Prep Type	Matrix	Method	Prep Batch
480-193838-34	PF34	Total/NA	Solid	1010A	
LCS 480-611128/1	Lab Control Sample	Total/NA	Solid	1010A	

Analysis Batch: 611131

Lab Sample ID	Client Sample ID	Prep Type	Matrix	Method	Prep Batch
480-193838-19	PF19	Total/NA	Solid	9012	611097
480-193838-20	PF20	Total/NA	Solid	9012	611097
480-193838-21	PF21	Total/NA	Solid	9012	611097
480-193838-22	PF22	Total/NA	Solid	9012	611097
480-193838-23	PF23	Total/NA	Solid	9012	611097
480-193838-24	PF24	Total/NA	Solid	9012	611097

General Chemistry (Continued)

Analysis Batch: 611131 (Continued)

Lab Sample ID	Client Sample ID	Prep Type	Matrix	Method	Prep Batch
480-193838-25	PF25	Total/NA	Solid	9012	611097
480-193838-26	PF26	Total/NA	Solid	9012	611097
480-193838-27	PF27	Total/NA	Solid	9012	611097
480-193838-28	PF28	Total/NA	Solid	9012	611097
480-193838-29	PF29	Total/NA	Solid	9012	611097
MB 480-611097/1-A	Method Blank	Total/NA	Solid	9012	611097
LCS 480-611097/2-A	Lab Control Sample	Total/NA	Solid	9012	611097
480-193838-19 DU	PF19	Total/NA	Solid	9012	611097

Analysis Batch: 611136

Lab Sample ID	Client Sample ID	Prep Type	Matrix	Method	Prep Batch
480-193838-26	PF26	Total/NA	Solid	9045C	
480-193838-27	PF27	Total/NA	Solid	9045C	
480-193838-28	PF28	Total/NA	Solid	9045C	
480-193838-29	PF29	Total/NA	Solid	9045C	
480-193838-30	PF30	Total/NA	Solid	9045C	
480-193838-31	PF31	Total/NA	Solid	9045C	
480-193838-32	PF32	Total/NA	Solid	9045C	
480-193838-33	PF33	Total/NA	Solid	9045C	
480-193838-34	PF34	Total/NA	Solid	9045C	
480-193838-35	PF35	Total/NA	Solid	9045C	
480-193838-36	PF36	Total/NA	Solid	9045C	
LCS 480-611136/1	Lab Control Sample	Total/NA	Solid	9045C	

Prep Batch: 611280

Lab Sample ID	Client Sample ID	Prep Type	Matrix	Method	Prep Batch
480-193838-30	PF30	Total/NA	Solid	7.3.3	
480-193838-31	PF31	Total/NA	Solid	7.3.3	
480-193838-32	PF32	Total/NA	Solid	7.3.3	
480-193838-33	PF33	Total/NA	Solid	7.3.3	
480-193838-34	PF34	Total/NA	Solid	7.3.3	
480-193838-35	PF35	Total/NA	Solid	7.3.3	
480-193838-36	PF36	Total/NA	Solid	7.3.3	
MB 480-611280/1-A	Method Blank	Total/NA	Solid	7.3.3	
LCS 480-611280/2-A	Lab Control Sample	Total/NA	Solid	7.3.3	

Prep Batch: 611281

Lab Sample ID	Client Sample ID	Prep Type	Matrix	Method	Prep Batch
480-193838-30	PF30	Total/NA	Solid	7.3.4	
480-193838-31	PF31	Total/NA	Solid	7.3.4	
480-193838-32	PF32	Total/NA	Solid	7.3.4	
480-193838-33	PF33	Total/NA	Solid	7.3.4	
480-193838-34	PF34	Total/NA	Solid	7.3.4	
480-193838-35	PF35	Total/NA	Solid	7.3.4	
480-193838-36	PF36	Total/NA	Solid	7.3.4	
MB 480-611281/1-A	Method Blank	Total/NA	Solid	7.3.4	
LCS 480-611281/2-A	Lab Control Sample	Total/NA	Solid	7.3.4	

Analysis Batch: 611284

Lab Sample ID	Client Sample ID	Prep Type	Matrix	Method	Prep Batch
480-193838-30	PF30	Total/NA	Solid	9034	611281

General Chemistry (Continued)

Analysis Batch: 611284 (Continued)

Lab Sample ID	Client Sample ID	Prep Type	Matrix	Method	Prep Batch
480-193838-31	PF31	Total/NA	Solid	9034	611281
480-193838-32	PF32	Total/NA	Solid	9034	611281
480-193838-33	PF33	Total/NA	Solid	9034	611281
480-193838-34	PF34	Total/NA	Solid	9034	611281
480-193838-35	PF35	Total/NA	Solid	9034	611281
480-193838-36	PF36	Total/NA	Solid	9034	611281
MB 480-611281/1-A	Method Blank	Total/NA	Solid	9034	611281
LCS 480-611281/2-A	Lab Control Sample	Total/NA	Solid	9034	611281

Analysis Batch: 611397

Lab Sample ID	Client Sample ID	Prep Type	Matrix	Method	Prep Batch
480-193838-30	PF30	Total/NA	Solid	9012	611280
480-193838-31	PF31	Total/NA	Solid	9012	611280
480-193838-32	PF32	Total/NA	Solid	9012	611280
480-193838-33	PF33	Total/NA	Solid	9012	611280
480-193838-34	PF34	Total/NA	Solid	9012	611280
480-193838-35	PF35	Total/NA	Solid	9012	611280
480-193838-36	PF36	Total/NA	Solid	9012	611280
MB 480-611280/1-A	Method Blank	Total/NA	Solid	9012	611280
LCS 480-611280/2-A	Lab Control Sample	Total/NA	Solid	9012	611280

Analysis Batch: 611411

Lab Sample ID	Client Sample ID	Prep Type	Matrix	Method	Prep Batch
480-193838-2	PF2	Total/NA	Solid	1010A	
480-193838-3	PF3	Total/NA	Solid	1010A	
480-193838-5	PF5	Total/NA	Solid	1010A	
480-193838-7	PF7	Total/NA	Solid	1010A	
480-193838-9	PF9	Total/NA	Solid	1010A	
480-193838-11	PF11	Total/NA	Solid	1010A	
LCS 480-611411/1	Lab Control Sample	Total/NA	Solid	1010A	
480-193838-2 DU	PF2	Total/NA	Solid	1010A	

Analysis Batch: 611415

Lab Sample ID	Client Sample ID	Prep Type	Matrix	Method	Prep Batch
480-193838-1	PF1	Total/NA	Solid	1010A	
480-193838-4	PF4	Total/NA	Solid	1010A	
480-193838-6	PF6	Total/NA	Solid	1010A	
480-193838-8	PF8	Total/NA	Solid	1010A	
480-193838-10	PF10	Total/NA	Solid	1010A	
480-193838-21	PF21	Total/NA	Solid	1010A	
LCS 480-611415/1	Lab Control Sample	Total/NA	Solid	1010A	
480-193838-1 DU	PF1	Total/NA	Solid	1010A	

Analysis Batch: 611547

Lab Sample ID	Client Sample ID	Prep Type	Matrix	Method	Prep Batch
480-193838-12	PF12	Total/NA	Solid	1010A	
480-193838-13	PF13	Total/NA	Solid	1010A	
480-193838-14	PF14	Total/NA	Solid	1010A	
480-193838-15	PF15	Total/NA	Solid	1010A	
LCS 480-611547/1	Lab Control Sample	Total/NA	Solid	1010A	
480-193838-12 DU	PF12	Total/NA	Solid	1010A	

QC Association Summary

Client: Brydges Engineering in Environment & Energy DPC
Project/Site: Pilgrim Village Family

Job ID: 480-193838-1

General Chemistry

Analysis Batch: 611590

Lab Sample ID	Client Sample ID	Prep Type	Matrix	Method	Prep Batch
480-193838-17	PF17	Total/NA	Solid	1010A	
480-193838-19	PF19	Total/NA	Solid	1010A	
480-193838-20	PF20	Total/NA	Solid	1010A	
480-193838-22	PF22	Total/NA	Solid	1010A	
480-193838-23	PF23	Total/NA	Solid	1010A	
480-193838-24	PF24	Total/NA	Solid	1010A	
480-193838-25	PF25	Total/NA	Solid	1010A	
480-193838-26	PF26	Total/NA	Solid	1010A	
LCS 480-611590/1	Lab Control Sample	Total/NA	Solid	1010A	
480-193838-25 DU	PF25	Total/NA	Solid	1010A	

Analysis Batch: 611591

Lab Sample ID	Client Sample ID	Prep Type	Matrix	Method	Prep Batch
480-193838-16	PF16	Total/NA	Solid	1010A	
480-193838-18	PF18	Total/NA	Solid	1010A	
480-193838-27	PF27	Total/NA	Solid	1010A	
LCS 480-611591/1	Lab Control Sample	Total/NA	Solid	1010A	

Lab Chronicle

Client: Brydges Engineering in Environment & Energy DPC
Project/Site: Pilgrim Village Family

Job ID: 480-193838-1

Client Sample ID: PF1
Date Collected: 12/28/21 09:06
Date Received: 12/29/21 11:25

Lab Sample ID: 480-193838-1
Matrix: Solid

Prep Type	Batch Type	Batch Method	Run	Dilution Factor	Batch Number	Prepared or Analyzed	Analyst	Lab
TCLP	Leach	1311			610787	01/04/22 16:03	LMS	TAL BUF
TCLP	Analysis	8260C		10	610929	01/06/22 16:50	WJD	TAL BUF
TCLP	Leach	1311			610766	01/04/22 14:10	LMS	TAL BUF
TCLP	Prep	3510C			610890	01/05/22 14:39	JMP	TAL BUF
TCLP	Analysis	8270D		1	610941	01/06/22 19:06	JMM	TAL BUF
TCLP	Leach	1311			610766	01/04/22 14:10	LMS	TAL BUF
TCLP	Prep	3510C			610864	01/05/22 11:24	JMP	TAL BUF
TCLP	Analysis	8081B		1	610920	01/06/22 17:10	JLS	TAL BUF
TCLP	Leach	1311			610766	01/04/22 14:10	LMS	TAL BUF
TCLP	Prep	8151A			610943	01/06/22 09:01	JMP	TAL BUF
TCLP	Analysis	8151		1	611060	01/07/22 20:52	MAN	TAL BUF
TCLP	Leach	1311			610766	01/04/22 14:10	LMS	TAL BUF
TCLP	Prep	3010A			610865	01/06/22 08:15	ADM	TAL BUF
TCLP	Analysis	6010C		1	611065	01/06/22 15:14	AMH	TAL BUF
TCLP	Leach	1311			610766	01/04/22 14:10	LMS	TAL BUF
TCLP	Prep	7470A			611516	01/12/22 13:35	BMB	TAL BUF
TCLP	Analysis	7470A		1	611585	01/12/22 16:36	BMB	TAL BUF
Total/NA	Analysis	1010A		1	611415	01/11/22 15:45	EJL	TAL BUF
Total/NA	Prep	7.3.3			610888	01/05/22 08:30	JGO	TAL BUF
Total/NA	Analysis	9012		1	610967	01/06/22 10:00	JGO	TAL BUF
Total/NA	Prep	7.3.4			610885	01/05/22 08:30	JGO	TAL BUF
Total/NA	Analysis	9034		1	610886	01/05/22 13:30	JGO	TAL BUF
Total/NA	Analysis	9045C		1	610898	01/05/22 13:00	KEB	TAL BUF
Total/NA	Analysis	Moisture		1	610558	12/30/21 17:02	IMZ	TAL BUF

Client Sample ID: PF1
Date Collected: 12/28/21 09:06
Date Received: 12/29/21 11:25

Lab Sample ID: 480-193838-1
Matrix: Solid
Percent Solids: 81.8

Prep Type	Batch Type	Batch Method	Run	Dilution Factor	Batch Number	Prepared or Analyzed	Analyst	Lab
Total/NA	Prep	5035A_H			610683	01/04/22 07:52	JLS	TAL BUF
Total/NA	Analysis	8015D		1	610704	01/04/22 15:09	JLS	TAL BUF
Total/NA	Prep	3550C			610609	01/03/22 08:28	VXF	TAL BUF
Total/NA	Analysis	8015D		1	610596	01/04/22 09:32	JLS	TAL BUF
Total/NA	Prep	3550C			610624	01/03/22 09:57	JMP	TAL BUF
Total/NA	Analysis	8082A		1	610755	01/04/22 23:38	W1T	TAL BUF

Client Sample ID: PF2
Date Collected: 12/28/21 09:12
Date Received: 12/29/21 11:25

Lab Sample ID: 480-193838-2
Matrix: Solid

Prep Type	Batch Type	Batch Method	Run	Dilution Factor	Batch Number	Prepared or Analyzed	Analyst	Lab
TCLP	Leach	1311			610787	01/04/22 16:03	LMS	TAL BUF
TCLP	Analysis	8260C		10	610929	01/06/22 17:13	WJD	TAL BUF

Lab Chronicle

Client: Brydges Engineering in Environment & Energy DPC
Project/Site: Pilgrim Village Family

Job ID: 480-193838-1

Client Sample ID: PF2
Date Collected: 12/28/21 09:12
Date Received: 12/29/21 11:25

Lab Sample ID: 480-193838-2
Matrix: Solid

Prep Type	Batch Type	Batch Method	Run	Dilution Factor	Batch Number	Prepared or Analyzed	Analyst	Lab
TCLP	Leach	1311			610766	01/04/22 14:10	LMS	TAL BUF
TCLP	Prep	3510C			610890	01/05/22 14:39	JMP	TAL BUF
TCLP	Analysis	8270D		1	610941	01/06/22 19:31	JMM	TAL BUF
TCLP	Leach	1311			610766	01/04/22 14:10	LMS	TAL BUF
TCLP	Prep	3510C			610864	01/05/22 11:24	JMP	TAL BUF
TCLP	Analysis	8081B		1	610920	01/06/22 17:29	JLS	TAL BUF
TCLP	Leach	1311			610766	01/04/22 14:10	LMS	TAL BUF
TCLP	Prep	8151A			610943	01/06/22 09:01	JMP	TAL BUF
TCLP	Analysis	8151		1	611060	01/07/22 21:21	MAN	TAL BUF
TCLP	Leach	1311			610766	01/04/22 14:10	LMS	TAL BUF
TCLP	Prep	3010A			610865	01/06/22 08:15	ADM	TAL BUF
TCLP	Analysis	6010C		1	611065	01/06/22 15:44	AMH	TAL BUF
TCLP	Leach	1311			610766	01/04/22 14:10	LMS	TAL BUF
TCLP	Prep	7470A			611516	01/12/22 13:35	BMB	TAL BUF
TCLP	Analysis	7470A		1	611585	01/12/22 16:37	BMB	TAL BUF
Total/NA	Analysis	1010A		1	611411	01/11/22 15:34	EJL	TAL BUF
Total/NA	Prep	7.3.3			610888	01/05/22 08:30	JGO	TAL BUF
Total/NA	Analysis	9012		1	610967	01/06/22 10:01	JGO	TAL BUF
Total/NA	Prep	7.3.4			610885	01/05/22 08:30	JGO	TAL BUF
Total/NA	Analysis	9034		1	610886	01/05/22 13:30	JGO	TAL BUF
Total/NA	Analysis	9045C		1	610898	01/05/22 13:00	KEB	TAL BUF
Total/NA	Analysis	Moisture		1	610558	12/30/21 17:02	IMZ	TAL BUF

Client Sample ID: PF2
Date Collected: 12/28/21 09:12
Date Received: 12/29/21 11:25

Lab Sample ID: 480-193838-2
Matrix: Solid
Percent Solids: 86.2

Prep Type	Batch Type	Batch Method	Run	Dilution Factor	Batch Number	Prepared or Analyzed	Analyst	Lab
Total/NA	Prep	5035A_H			610683	01/04/22 07:52	JLS	TAL BUF
Total/NA	Analysis	8015D		1	610704	01/04/22 15:45	JLS	TAL BUF
Total/NA	Prep	3550C			610609	01/03/22 08:28	VXF	TAL BUF
Total/NA	Analysis	8015D		1	610596	01/04/22 10:08	JLS	TAL BUF
Total/NA	Prep	3550C			610624	01/03/22 09:57	JMP	TAL BUF
Total/NA	Analysis	8082A		1	610755	01/04/22 23:51	W1T	TAL BUF

Client Sample ID: PF3
Date Collected: 12/28/21 09:18
Date Received: 12/29/21 11:25

Lab Sample ID: 480-193838-3
Matrix: Solid

Prep Type	Batch Type	Batch Method	Run	Dilution Factor	Batch Number	Prepared or Analyzed	Analyst	Lab
TCLP	Leach	1311			610787	01/04/22 16:03	LMS	TAL BUF
TCLP	Analysis	8260C		10	610929	01/06/22 17:36	WJD	TAL BUF
TCLP	Leach	1311			610766	01/04/22 14:10	LMS	TAL BUF
TCLP	Prep	3510C			610890	01/05/22 14:39	JMP	TAL BUF
TCLP	Analysis	8270D		1	610941	01/06/22 19:55	JMM	TAL BUF

Lab Chronicle

Client: Brydges Engineering in Environment & Energy DPC
Project/Site: Pilgrim Village Family

Job ID: 480-193838-1

Client Sample ID: PF3

Lab Sample ID: 480-193838-3
Date Collected: 12/28/21 09:18
Matrix: Solid
Date Received: 12/29/21 11:25

Prep Type	Batch Type	Batch Method	Run	Dilution Factor	Batch Number	Prepared or Analyzed	Analyst	Lab
TCLP	Leach	1311			610766	01/04/22 14:10	LMS	TAL BUF
TCLP	Prep	3510C			610864	01/05/22 11:24	JMP	TAL BUF
TCLP	Analysis	8081B		1	610920	01/06/22 17:49	JLS	TAL BUF
TCLP	Leach	1311			610766	01/04/22 14:10	LMS	TAL BUF
TCLP	Prep	8151A			610943	01/06/22 09:01	JMP	TAL BUF
TCLP	Analysis	8151		1	611060	01/07/22 21:51	MAN	TAL BUF
TCLP	Leach	1311			610766	01/04/22 14:10	LMS	TAL BUF
TCLP	Prep	3010A			610865	01/06/22 08:15	ADM	TAL BUF
TCLP	Analysis	6010C		1	611065	01/06/22 15:48	AMH	TAL BUF
TCLP	Leach	1311			610766	01/04/22 14:10	LMS	TAL BUF
TCLP	Prep	7470A			611516	01/12/22 13:35	BMB	TAL BUF
TCLP	Analysis	7470A		1	611585	01/12/22 16:38	BMB	TAL BUF
Total/NA	Analysis	1010A		1	611411	01/11/22 15:34	EJL	TAL BUF
Total/NA	Prep	7.3.3			610888	01/05/22 08:30	JGO	TAL BUF
Total/NA	Analysis	9012		1	610967	01/06/22 10:03	JGO	TAL BUF
Total/NA	Prep	7.3.4			610885	01/05/22 08:30	JGO	TAL BUF
Total/NA	Analysis	9034		1	610886	01/05/22 13:30	JGO	TAL BUF
Total/NA	Analysis	9045C		1	610898	01/05/22 13:00	KEB	TAL BUF
Total/NA	Analysis	Moisture		1	610558	12/30/21 17:02	IMZ	TAL BUF

Client Sample ID: PF3

Lab Sample ID: 480-193838-3
Date Collected: 12/28/21 09:18
Matrix: Solid
Date Received: 12/29/21 11:25
Percent Solids: 81.8

Prep Type	Batch Type	Batch Method	Run	Dilution Factor	Batch Number	Prepared or Analyzed	Analyst	Lab
Total/NA	Prep	5035A_H			610683	01/04/22 07:52	JLS	TAL BUF
Total/NA	Analysis	8015D		1	610704	01/04/22 16:21	JLS	TAL BUF
Total/NA	Prep	3550C			610609	01/03/22 08:28	VXF	TAL BUF
Total/NA	Analysis	8015D		1	610596	01/04/22 10:43	JLS	TAL BUF
Total/NA	Prep	3550C			610624	01/03/22 09:57	JMP	TAL BUF
Total/NA	Analysis	8082A		1	610755	01/05/22 00:03	W1T	TAL BUF

Client Sample ID: PF4

Lab Sample ID: 480-193838-4
Date Collected: 12/28/21 09:22
Matrix: Solid
Date Received: 12/29/21 11:25

Prep Type	Batch Type	Batch Method	Run	Dilution Factor	Batch Number	Prepared or Analyzed	Analyst	Lab
TCLP	Leach	1311			610787	01/04/22 16:03	LMS	TAL BUF
TCLP	Analysis	8260C		10	610929	01/06/22 17:59	WJD	TAL BUF
TCLP	Leach	1311			610766	01/04/22 14:10	LMS	TAL BUF
TCLP	Prep	3510C			610890	01/05/22 14:39	JMP	TAL BUF
TCLP	Analysis	8270D		1	610941	01/06/22 20:20	JMM	TAL BUF
TCLP	Leach	1311			610766	01/04/22 14:10	LMS	TAL BUF
TCLP	Prep	3510C			610864	01/05/22 11:24	JMP	TAL BUF
TCLP	Analysis	8081B		1	610920	01/06/22 18:08	JLS	TAL BUF

Lab Chronicle

Client: Brydges Engineering in Environment & Energy DPC
Project/Site: Pilgrim Village Family

Job ID: 480-193838-1

Client Sample ID: PF4

Lab Sample ID: 480-193838-4
Date Collected: 12/28/21 09:22
Matrix: Solid
Date Received: 12/29/21 11:25

Prep Type	Batch Type	Batch Method	Run	Dilution Factor	Batch Number	Prepared or Analyzed	Analyst	Lab
TCLP	Leach	1311			610766	01/04/22 14:10	LMS	TAL BUF
TCLP	Prep	8151A			610943	01/06/22 09:01	JMP	TAL BUF
TCLP	Analysis	8151		1	611060	01/07/22 22:21	MAN	TAL BUF
TCLP	Leach	1311			610766	01/04/22 14:10	LMS	TAL BUF
TCLP	Prep	3010A			610865	01/06/22 08:15	ADM	TAL BUF
TCLP	Analysis	6010C		1	611065	01/06/22 15:52	AMH	TAL BUF
TCLP	Leach	1311			610766	01/04/22 14:10	LMS	TAL BUF
TCLP	Prep	7470A			611516	01/12/22 13:35	BMB	TAL BUF
TCLP	Analysis	7470A		1	611585	01/12/22 16:39	BMB	TAL BUF
Total/NA	Analysis	1010A		1	611415	01/11/22 15:45	EJL	TAL BUF
Total/NA	Prep	7.3.3			610888	01/05/22 08:30	JGO	TAL BUF
Total/NA	Analysis	9012		1	610967	01/06/22 10:04	JGO	TAL BUF
Total/NA	Prep	7.3.4			610885	01/05/22 08:30	JGO	TAL BUF
Total/NA	Analysis	9034		1	610886	01/05/22 13:30	JGO	TAL BUF
Total/NA	Analysis	9045C		1	610898	01/05/22 13:00	KEB	TAL BUF
Total/NA	Analysis	Moisture		1	610558	12/30/21 17:02	IMZ	TAL BUF

Client Sample ID: PF4

Lab Sample ID: 480-193838-4
Date Collected: 12/28/21 09:22
Matrix: Solid
Date Received: 12/29/21 11:25
Percent Solids: 82.7

Prep Type	Batch Type	Batch Method	Run	Dilution Factor	Batch Number	Prepared or Analyzed	Analyst	Lab
Total/NA	Prep	5035A_H			610683	01/04/22 07:52	JLS	TAL BUF
Total/NA	Analysis	8015D		1	610704	01/04/22 16:57	JLS	TAL BUF
Total/NA	Prep	3550C			610609	01/03/22 08:28	VXF	TAL BUF
Total/NA	Analysis	8015D		1	610596	01/04/22 11:19	JLS	TAL BUF
Total/NA	Prep	3550C			610624	01/03/22 09:57	JMP	TAL BUF
Total/NA	Analysis	8082A		1	610755	01/05/22 00:42	W1T	TAL BUF

Client Sample ID: PF5

Lab Sample ID: 480-193838-5
Date Collected: 12/28/21 09:30
Matrix: Solid
Date Received: 12/29/21 11:25

Prep Type	Batch Type	Batch Method	Run	Dilution Factor	Batch Number	Prepared or Analyzed	Analyst	Lab
TCLP	Leach	1311			610787	01/04/22 16:03	LMS	TAL BUF
TCLP	Analysis	8260C		10	610929	01/06/22 18:22	WJD	TAL BUF
TCLP	Leach	1311			610766	01/04/22 14:10	LMS	TAL BUF
TCLP	Prep	3510C			610890	01/05/22 14:39	JMP	TAL BUF
TCLP	Analysis	8270D		1	610941	01/06/22 20:44	JMM	TAL BUF
TCLP	Leach	1311			610766	01/04/22 14:10	LMS	TAL BUF
TCLP	Prep	3510C			610864	01/05/22 11:24	JMP	TAL BUF
TCLP	Analysis	8081B		1	610920	01/06/22 18:48	JLS	TAL BUF
TCLP	Leach	1311			610766	01/04/22 14:10	LMS	TAL BUF
TCLP	Prep	8151A			610943	01/06/22 09:01	JMP	TAL BUF
TCLP	Analysis	8151		1	611060	01/07/22 22:50	MAN	TAL BUF

Lab Chronicle

Client: Brydges Engineering in Environment & Energy DPC
Project/Site: Pilgrim Village Family

Job ID: 480-193838-1

Client Sample ID: PF5

Lab Sample ID: 480-193838-5
Date Collected: 12/28/21 09:30
Matrix: Solid
Date Received: 12/29/21 11:25

Prep Type	Batch Type	Batch Method	Run	Dilution Factor	Batch Number	Prepared or Analyzed	Analyst	Lab
TCLP	Leach	1311			610766	01/04/22 14:10	LMS	TAL BUF
TCLP	Prep	3010A			610865	01/06/22 08:15	ADM	TAL BUF
TCLP	Analysis	6010C		1	611065	01/06/22 15:56	AMH	TAL BUF
TCLP	Leach	1311			610766	01/04/22 14:10	LMS	TAL BUF
TCLP	Prep	7470A			611516	01/12/22 13:35	BMB	TAL BUF
TCLP	Analysis	7470A		1	611585	01/12/22 16:41	BMB	TAL BUF
Total/NA	Analysis	1010A		1	611411	01/11/22 15:34	EJL	TAL BUF
Total/NA	Prep	7.3.3			610888	01/05/22 08:30	JGO	TAL BUF
Total/NA	Analysis	9012		1	610967	01/06/22 10:06	JGO	TAL BUF
Total/NA	Prep	7.3.4			610885	01/05/22 08:30	JGO	TAL BUF
Total/NA	Analysis	9034		1	610886	01/05/22 13:30	JGO	TAL BUF
Total/NA	Analysis	9045C		1	610898	01/05/22 13:00	KEB	TAL BUF
Total/NA	Analysis	Moisture		1	610558	12/30/21 17:02	IMZ	TAL BUF

Client Sample ID: PF5

Lab Sample ID: 480-193838-5
Date Collected: 12/28/21 09:30
Matrix: Solid
Date Received: 12/29/21 11:25
Percent Solids: 86.1

Prep Type	Batch Type	Batch Method	Run	Dilution Factor	Batch Number	Prepared or Analyzed	Analyst	Lab
Total/NA	Prep	5035A_H			610683	01/04/22 07:52	JLS	TAL BUF
Total/NA	Analysis	8015D		1	610704	01/04/22 17:34	JLS	TAL BUF
Total/NA	Prep	3550C			610609	01/03/22 08:28	VXF	TAL BUF
Total/NA	Analysis	8015D		1	610596	01/04/22 11:55	JLS	TAL BUF
Total/NA	Prep	3550C			610624	01/03/22 09:57	JMP	TAL BUF
Total/NA	Analysis	8082A		1	610755	01/05/22 00:55	W1T	TAL BUF

Client Sample ID: PF6

Lab Sample ID: 480-193838-6
Date Collected: 12/28/21 09:36
Matrix: Solid
Date Received: 12/29/21 11:25

Prep Type	Batch Type	Batch Method	Run	Dilution Factor	Batch Number	Prepared or Analyzed	Analyst	Lab
TCLP	Leach	1311			610945	01/06/22 09:09	LMS	TAL BUF
TCLP	Analysis	8260C		10	611172	01/10/22 12:41	LCH	TAL BUF
TCLP	Leach	1311			610905	01/05/22 16:04	LMS	TAL BUF
TCLP	Prep	3510C			611108	01/07/22 14:55	CMC	TAL BUF
TCLP	Analysis	8270D		1	611227	01/10/22 15:42	PJQ	TAL BUF
TCLP	Leach	1311			610905	01/05/22 16:04	LMS	TAL BUF
TCLP	Prep	3510C			611078	01/07/22 11:05	JMP	TAL BUF
TCLP	Analysis	8081B		1	611164	01/10/22 10:11	MAN	TAL BUF
TCLP	Leach	1311			610905	01/05/22 16:04	LMS	TAL BUF
TCLP	Prep	8151A			611079	01/07/22 11:11	JMP	TAL BUF
TCLP	Analysis	8151		1	611170	01/10/22 14:45	MAN	TAL BUF
TCLP	Leach	1311			610905	01/05/22 16:04	LMS	TAL BUF
TCLP	Prep	3010A			611074	01/07/22 11:22	NBS	TAL BUF
TCLP	Analysis	6010C		1	611215	01/07/22 22:24	AMH	TAL BUF

Lab Chronicle

Client: Brydges Engineering in Environment & Energy DPC
Project/Site: Pilgrim Village Family

Job ID: 480-193838-1

Client Sample ID: PF6

Lab Sample ID: 480-193838-6
Matrix: Solid

Date Collected: 12/28/21 09:36
Date Received: 12/29/21 11:25

Prep Type	Batch Type	Batch Method	Run	Dilution Factor	Batch Number	Prepared or Analyzed	Analyst	Lab
TCLP	Leach	1311			610905	01/05/22 16:04	LMS	TAL BUF
TCLP	Prep	7470A			611087	01/07/22 12:47	BMB	TAL BUF
TCLP	Analysis	7470A		1	611132	01/07/22 16:35	BMB	TAL BUF
Total/NA	Analysis	1010A		1	611415	01/11/22 15:45	EJL	TAL BUF
Total/NA	Prep	7.3.3			610888	01/05/22 08:30	JGO	TAL BUF
Total/NA	Analysis	9012		1	610967	01/06/22 10:10	JGO	TAL BUF
Total/NA	Prep	7.3.4			610885	01/05/22 08:30	JGO	TAL BUF
Total/NA	Analysis	9034		1	610886	01/05/22 13:30	JGO	TAL BUF
Total/NA	Analysis	9045C		1	610898	01/05/22 13:00	KEB	TAL BUF
Total/NA	Analysis	Moisture		1	610558	12/30/21 17:02	IMZ	TAL BUF

Client Sample ID: PF6

Lab Sample ID: 480-193838-6
Matrix: Solid
Percent Solids: 83.2

Date Collected: 12/28/21 09:36
Date Received: 12/29/21 11:25

Prep Type	Batch Type	Batch Method	Run	Dilution Factor	Batch Number	Prepared or Analyzed	Analyst	Lab
Total/NA	Prep	5035A_H			610683	01/04/22 07:52	JLS	TAL BUF
Total/NA	Analysis	8015D		1	610704	01/04/22 18:10	JLS	TAL BUF
Total/NA	Prep	3550C			610609	01/03/22 08:28	VXF	TAL BUF
Total/NA	Analysis	8015D		1	610596	01/04/22 12:31	JLS	TAL BUF
Total/NA	Prep	3550C			610624	01/03/22 09:57	JMP	TAL BUF
Total/NA	Analysis	8082A		1	610755	01/05/22 01:08	W1T	TAL BUF

Client Sample ID: PF7

Lab Sample ID: 480-193838-7
Matrix: Solid

Date Collected: 12/28/21 09:42
Date Received: 12/29/21 11:25

Prep Type	Batch Type	Batch Method	Run	Dilution Factor	Batch Number	Prepared or Analyzed	Analyst	Lab
TCLP	Leach	1311			610945	01/06/22 09:09	LMS	TAL BUF
TCLP	Analysis	8260C		10	611172	01/10/22 13:04	LCH	TAL BUF
TCLP	Leach	1311			610905	01/05/22 16:04	LMS	TAL BUF
TCLP	Prep	3510C			611108	01/07/22 14:55	CMC	TAL BUF
TCLP	Analysis	8270D		1	611227	01/10/22 16:05	PJQ	TAL BUF
TCLP	Leach	1311			610905	01/05/22 16:04	LMS	TAL BUF
TCLP	Prep	3510C			611078	01/07/22 11:05	JMP	TAL BUF
TCLP	Analysis	8081B		1	611164	01/10/22 10:30	MAN	TAL BUF
TCLP	Leach	1311			610905	01/05/22 16:04	LMS	TAL BUF
TCLP	Prep	8151A			611079	01/07/22 11:11	JMP	TAL BUF
TCLP	Analysis	8151		1	611170	01/10/22 15:14	MAN	TAL BUF
TCLP	Leach	1311			610905	01/05/22 16:04	LMS	TAL BUF
TCLP	Prep	3010A			611074	01/07/22 11:22	NBS	TAL BUF
TCLP	Analysis	6010C		1	611215	01/07/22 22:27	AMH	TAL BUF
TCLP	Leach	1311			610905	01/05/22 16:04	LMS	TAL BUF
TCLP	Prep	7470A			611087	01/07/22 12:47	BMB	TAL BUF
TCLP	Analysis	7470A		1	611132	01/07/22 16:37	BMB	TAL BUF

Lab Chronicle

Client: Brydges Engineering in Environment & Energy DPC
Project/Site: Pilgrim Village Family

Job ID: 480-193838-1

Client Sample ID: PF7

Lab Sample ID: 480-193838-7
Date Collected: 12/28/21 09:42
Matrix: Solid
Date Received: 12/29/21 11:25

Prep Type	Batch Type	Batch Method	Run	Dilution Factor	Batch Number	Prepared or Analyzed	Analyst	Lab
Total/NA	Analysis	1010A		1	611411	01/11/22 15:34	EJL	TAL BUF
Total/NA	Prep	7.3.3			610888	01/05/22 08:30	JGO	TAL BUF
Total/NA	Analysis	9012		1	610967	01/06/22 10:11	JGO	TAL BUF
Total/NA	Prep	7.3.4			610885	01/05/22 08:30	JGO	TAL BUF
Total/NA	Analysis	9034		1	610886	01/05/22 13:30	JGO	TAL BUF
Total/NA	Analysis	9045C		1	610898	01/05/22 13:00	KEB	TAL BUF
Total/NA	Analysis	Moisture		1	610558	12/30/21 17:02	IMZ	TAL BUF

Client Sample ID: PF7

Lab Sample ID: 480-193838-7
Date Collected: 12/28/21 09:42
Matrix: Solid
Date Received: 12/29/21 11:25
Percent Solids: 84.0

Prep Type	Batch Type	Batch Method	Run	Dilution Factor	Batch Number	Prepared or Analyzed	Analyst	Lab
Total/NA	Prep	5035A_H			610683	01/04/22 07:52	JLS	TAL BUF
Total/NA	Analysis	8015D		1	610704	01/04/22 18:46	JLS	TAL BUF
Total/NA	Prep	3550C			610609	01/03/22 08:28	VXF	TAL BUF
Total/NA	Analysis	8015D		1	610596	01/04/22 13:06	JLS	TAL BUF
Total/NA	Prep	3550C			610624	01/03/22 09:57	JMP	TAL BUF
Total/NA	Analysis	8082A		1	610755	01/05/22 01:21	W1T	TAL BUF

Client Sample ID: PF8

Lab Sample ID: 480-193838-8
Date Collected: 12/28/21 09:48
Matrix: Solid
Date Received: 12/29/21 11:25

Prep Type	Batch Type	Batch Method	Run	Dilution Factor	Batch Number	Prepared or Analyzed	Analyst	Lab
TCLP	Leach	1311			610945	01/06/22 09:09	LMS	TAL BUF
TCLP	Analysis	8260C		10	611172	01/10/22 13:27	LCH	TAL BUF
TCLP	Leach	1311			610905	01/05/22 16:04	LMS	TAL BUF
TCLP	Prep	3510C			611108	01/07/22 14:55	CMC	TAL BUF
TCLP	Analysis	8270D		1	611227	01/10/22 16:29	PJQ	TAL BUF
TCLP	Leach	1311			610905	01/05/22 16:04	LMS	TAL BUF
TCLP	Prep	3510C			611078	01/07/22 11:05	JMP	TAL BUF
TCLP	Analysis	8081B		1	611164	01/10/22 10:50	MAN	TAL BUF
TCLP	Leach	1311			610905	01/05/22 16:04	LMS	TAL BUF
TCLP	Prep	8151A			611079	01/07/22 11:11	JMP	TAL BUF
TCLP	Analysis	8151		1	611170	01/10/22 15:44	MAN	TAL BUF
TCLP	Leach	1311			610905	01/05/22 16:04	LMS	TAL BUF
TCLP	Prep	3010A			611074	01/07/22 11:22	NBS	TAL BUF
TCLP	Analysis	6010C		1	611215	01/07/22 22:31	AMH	TAL BUF
TCLP	Leach	1311			610905	01/05/22 16:04	LMS	TAL BUF
TCLP	Prep	7470A			611087	01/07/22 12:47	BMB	TAL BUF
TCLP	Analysis	7470A		1	611132	01/07/22 16:38	BMB	TAL BUF
Total/NA	Analysis	1010A		1	611415	01/11/22 15:45	EJL	TAL BUF
Total/NA	Prep	7.3.3			610888	01/05/22 08:30	JGO	TAL BUF
Total/NA	Analysis	9012		1	610967	01/06/22 10:13	JGO	TAL BUF

Lab Chronicle

Client: Brydges Engineering in Environment & Energy DPC
Project/Site: Pilgrim Village Family

Job ID: 480-193838-1

Client Sample ID: PF8

Lab Sample ID: 480-193838-8
Date Collected: 12/28/21 09:48
Matrix: Solid
Date Received: 12/29/21 11:25

Prep Type	Batch Type	Batch Method	Run	Dilution Factor	Batch Number	Prepared or Analyzed	Analyst	Lab
Total/NA	Prep	7.3.4			610885	01/05/22 08:30	JGO	TAL BUF
Total/NA	Analysis	9034		1	610886	01/05/22 13:30	JGO	TAL BUF
Total/NA	Analysis	9045C		1	610898	01/05/22 13:00	KEB	TAL BUF
Total/NA	Analysis	Moisture		1	610558	12/30/21 17:02	IMZ	TAL BUF

Client Sample ID: PF8

Lab Sample ID: 480-193838-8
Date Collected: 12/28/21 09:48
Matrix: Solid
Date Received: 12/29/21 11:25
Percent Solids: 82.1

Prep Type	Batch Type	Batch Method	Run	Dilution Factor	Batch Number	Prepared or Analyzed	Analyst	Lab
Total/NA	Prep	5035A_H			610683	01/04/22 07:52	JLS	TAL BUF
Total/NA	Analysis	8015D		1	610704	01/04/22 19:22	JLS	TAL BUF
Total/NA	Prep	3550C			610609	01/03/22 08:28	VXF	TAL BUF
Total/NA	Analysis	8015D		1	610596	01/04/22 13:42	JLS	TAL BUF
Total/NA	Prep	3550C			610624	01/03/22 09:57	JMP	TAL BUF
Total/NA	Analysis	8082A		1	610755	01/05/22 01:34	W1T	TAL BUF

Client Sample ID: PF9

Lab Sample ID: 480-193838-9
Date Collected: 12/28/21 09:54
Matrix: Solid
Date Received: 12/29/21 11:25

Prep Type	Batch Type	Batch Method	Run	Dilution Factor	Batch Number	Prepared or Analyzed	Analyst	Lab
TCLP	Leach	1311			610945	01/06/22 09:09	LMS	TAL BUF
TCLP	Analysis	8260C		10	611172	01/10/22 13:50	LCH	TAL BUF
TCLP	Leach	1311			610905	01/05/22 16:04	LMS	TAL BUF
TCLP	Prep	3510C			611108	01/07/22 14:55	CMC	TAL BUF
TCLP	Analysis	8270D		1	611227	01/10/22 16:53	PJQ	TAL BUF
TCLP	Leach	1311			610905	01/05/22 16:04	LMS	TAL BUF
TCLP	Prep	3510C			611078	01/07/22 11:05	JMP	TAL BUF
TCLP	Analysis	8081B		1	611164	01/10/22 11:10	MAN	TAL BUF
TCLP	Leach	1311			610905	01/05/22 16:04	LMS	TAL BUF
TCLP	Prep	8151A			611079	01/07/22 11:11	JMP	TAL BUF
TCLP	Analysis	8151		1	611170	01/10/22 16:14	MAN	TAL BUF
TCLP	Leach	1311			610905	01/05/22 16:04	LMS	TAL BUF
TCLP	Prep	3010A			611074	01/07/22 11:22	NBS	TAL BUF
TCLP	Analysis	6010C		1	611215	01/07/22 22:46	AMH	TAL BUF
TCLP	Leach	1311			610905	01/05/22 16:04	LMS	TAL BUF
TCLP	Prep	7470A			611087	01/07/22 12:47	BMB	TAL BUF
TCLP	Analysis	7470A		1	611132	01/07/22 16:39	BMB	TAL BUF
Total/NA	Analysis	1010A		1	611411	01/11/22 15:34	EJL	TAL BUF
Total/NA	Prep	7.3.3			610888	01/05/22 08:30	JGO	TAL BUF
Total/NA	Analysis	9012		1	610967	01/06/22 10:14	JGO	TAL BUF
Total/NA	Prep	7.3.4			610885	01/05/22 08:30	JGO	TAL BUF
Total/NA	Analysis	9034		1	610886	01/05/22 13:30	JGO	TAL BUF
Total/NA	Analysis	9045C		1	610898	01/05/22 13:00	KEB	TAL BUF

Lab Chronicle

Client: Brydges Engineering in Environment & Energy DPC
Project/Site: Pilgrim Village Family

Job ID: 480-193838-1

Client Sample ID: PF9

Lab Sample ID: 480-193838-9
Date Collected: 12/28/21 09:54
Matrix: Solid
Date Received: 12/29/21 11:25

Prep Type	Batch Type	Batch Method	Run	Dilution Factor	Batch Number	Prepared or Analyzed	Analyst	Lab
Total/NA	Analysis	Moisture		1	610558	12/30/21 17:02	IMZ	TAL BUF

Client Sample ID: PF9

Lab Sample ID: 480-193838-9
Date Collected: 12/28/21 09:54
Matrix: Solid
Date Received: 12/29/21 11:25
Percent Solids: 83.2

Prep Type	Batch Type	Batch Method	Run	Dilution Factor	Batch Number	Prepared or Analyzed	Analyst	Lab
Total/NA	Prep	5035A_H			610683	01/04/22 07:52	JLS	TAL BUF
Total/NA	Analysis	8015D		1	610704	01/04/22 20:34	JLS	TAL BUF
Total/NA	Prep	3550C			610609	01/03/22 08:28	VXF	TAL BUF
Total/NA	Analysis	8015D		1	610596	01/04/22 14:54	JLS	TAL BUF
Total/NA	Prep	3550C			610624	01/03/22 09:57	JMP	TAL BUF
Total/NA	Analysis	8082A		1	610755	01/05/22 01:46	W1T	TAL BUF

Client Sample ID: PF10

Lab Sample ID: 480-193838-10
Date Collected: 12/28/21 10:00
Matrix: Solid
Date Received: 12/29/21 11:25

Prep Type	Batch Type	Batch Method	Run	Dilution Factor	Batch Number	Prepared or Analyzed	Analyst	Lab
TCLP	Leach	1311			610945	01/06/22 09:09	LMS	TAL BUF
TCLP	Analysis	8260C		10	611172	01/10/22 14:13	LCH	TAL BUF
TCLP	Leach	1311			610905	01/05/22 16:04	LMS	TAL BUF
TCLP	Prep	3510C			611108	01/07/22 14:55	CMC	TAL BUF
TCLP	Analysis	8270D		1	611227	01/10/22 17:17	PJQ	TAL BUF
TCLP	Leach	1311			610905	01/05/22 16:04	LMS	TAL BUF
TCLP	Prep	3510C			611078	01/07/22 11:05	JMP	TAL BUF
TCLP	Analysis	8081B		1	611164	01/10/22 11:29	MAN	TAL BUF
TCLP	Leach	1311			610905	01/05/22 16:04	LMS	TAL BUF
TCLP	Prep	8151A			611079	01/07/22 11:11	JMP	TAL BUF
TCLP	Analysis	8151		1	611170	01/10/22 16:43	MAN	TAL BUF
TCLP	Leach	1311			610905	01/05/22 16:04	LMS	TAL BUF
TCLP	Prep	3010A			611074	01/07/22 11:22	NBS	TAL BUF
TCLP	Analysis	6010C		1	611215	01/07/22 22:50	AMH	TAL BUF
TCLP	Leach	1311			610905	01/05/22 16:04	LMS	TAL BUF
TCLP	Prep	7470A			611087	01/07/22 12:47	BMB	TAL BUF
TCLP	Analysis	7470A		1	611132	01/07/22 16:40	BMB	TAL BUF
Total/NA	Analysis	1010A		1	611415	01/11/22 15:45	EJL	TAL BUF
Total/NA	Prep	7.3.3			610987	01/06/22 12:52	JGO	TAL BUF
Total/NA	Analysis	9012		1	611003	01/06/22 13:29	JGO	TAL BUF
Total/NA	Prep	7.3.4			610992	01/06/22 12:52	JGO	TAL BUF
Total/NA	Analysis	9034		1	611057	01/06/22 13:00	JGO	TAL BUF
Total/NA	Analysis	9045C		1	610898	01/05/22 13:00	KEB	TAL BUF
Total/NA	Analysis	Moisture		1	610558	12/30/21 17:02	IMZ	TAL BUF

Lab Chronicle

Client: Brydges Engineering in Environment & Energy DPC
Project/Site: Pilgrim Village Family

Job ID: 480-193838-1

Client Sample ID: PF10

Lab Sample ID: 480-193838-10
Date Collected: 12/28/21 10:00
Matrix: Solid
Date Received: 12/29/21 11:25
Percent Solids: 82.2

Prep Type	Batch Type	Batch Method	Run	Dilution Factor	Batch Number	Prepared or Analyzed	Analyst	Lab
Total/NA	Prep	5035A_H			610683	01/04/22 07:52	JLS	TAL BUF
Total/NA	Analysis	8015D		1	610704	01/04/22 21:11	JLS	TAL BUF
Total/NA	Prep	3550C			610609	01/03/22 08:28	VXF	TAL BUF
Total/NA	Analysis	8015D		1	610596	01/04/22 15:30	JLS	TAL BUF
Total/NA	Prep	3550C			610624	01/03/22 09:57	JMP	TAL BUF
Total/NA	Analysis	8082A		1	610755	01/05/22 01:59	W1T	TAL BUF

Client Sample ID: PF11

Lab Sample ID: 480-193838-11
Date Collected: 12/28/21 10:06
Matrix: Solid
Date Received: 12/29/21 11:25

Prep Type	Batch Type	Batch Method	Run	Dilution Factor	Batch Number	Prepared or Analyzed	Analyst	Lab
TCLP	Leach	1311			610945	01/06/22 09:09	LMS	TAL BUF
TCLP	Analysis	8260C		10	611172	01/10/22 14:37	LCH	TAL BUF
TCLP	Leach	1311			610905	01/05/22 16:04	LMS	TAL BUF
TCLP	Prep	3510C			611108	01/07/22 14:55	CMC	TAL BUF
TCLP	Analysis	8270D		1	611227	01/10/22 17:41	PJQ	TAL BUF
TCLP	Leach	1311			610905	01/05/22 16:04	LMS	TAL BUF
TCLP	Prep	3510C			611078	01/07/22 11:05	JMP	TAL BUF
TCLP	Analysis	8081B		1	611164	01/10/22 11:49	MAN	TAL BUF
TCLP	Leach	1311			610905	01/05/22 16:04	LMS	TAL BUF
TCLP	Prep	8151A			611079	01/07/22 11:11	JMP	TAL BUF
TCLP	Analysis	8151		1	611170	01/10/22 17:13	MAN	TAL BUF
TCLP	Leach	1311			610905	01/05/22 16:04	LMS	TAL BUF
TCLP	Prep	3010A			611074	01/07/22 11:22	NBS	TAL BUF
TCLP	Analysis	6010C		1	611215	01/07/22 22:54	AMH	TAL BUF
TCLP	Leach	1311			610905	01/05/22 16:04	LMS	TAL BUF
TCLP	Prep	7470A			611087	01/07/22 12:47	BMB	TAL BUF
TCLP	Analysis	7470A		1	611132	01/07/22 16:42	BMB	TAL BUF
Total/NA	Analysis	1010A		1	611411	01/11/22 15:34	EJL	TAL BUF
Total/NA	Prep	7.3.3			610987	01/06/22 12:52	JGO	TAL BUF
Total/NA	Analysis	9012		1	611003	01/06/22 13:31	JGO	TAL BUF
Total/NA	Prep	7.3.4			610992	01/06/22 12:52	JGO	TAL BUF
Total/NA	Analysis	9034		1	611057	01/06/22 13:00	JGO	TAL BUF
Total/NA	Analysis	9045C		1	610898	01/05/22 13:00	KEB	TAL BUF
Total/NA	Analysis	Moisture		1	610558	12/30/21 17:02	IMZ	TAL BUF

Client Sample ID: PF11

Lab Sample ID: 480-193838-11
Date Collected: 12/28/21 10:06
Matrix: Solid
Date Received: 12/29/21 11:25
Percent Solids: 84.0

Prep Type	Batch Type	Batch Method	Run	Dilution Factor	Batch Number	Prepared or Analyzed	Analyst	Lab
Total/NA	Prep	5035A_H			610683	01/04/22 07:52	JLS	TAL BUF
Total/NA	Analysis	8015D		1	610704	01/04/22 21:47	JLS	TAL BUF

Lab Chronicle

Client: Brydges Engineering in Environment & Energy DPC
Project/Site: Pilgrim Village Family

Job ID: 480-193838-1

Client Sample ID: PF11

Lab Sample ID: 480-193838-11
Date Collected: 12/28/21 10:06
Matrix: Solid
Date Received: 12/29/21 11:25
Percent Solids: 84.0

Prep Type	Batch Type	Batch Method	Run	Dilution Factor	Batch Number	Prepared or Analyzed	Analyst	Lab
Total/NA	Prep	3550C			610609	01/03/22 08:28	VXF	TAL BUF
Total/NA	Analysis	8015D		1	610596	01/04/22 16:06	JLS	TAL BUF
Total/NA	Prep	3550C			610624	01/03/22 09:57	JMP	TAL BUF
Total/NA	Analysis	8082A		1	610755	01/05/22 02:12	W1T	TAL BUF

Client Sample ID: PF12

Lab Sample ID: 480-193838-12
Date Collected: 12/28/21 10:12
Matrix: Solid
Date Received: 12/29/21 11:25

Prep Type	Batch Type	Batch Method	Run	Dilution Factor	Batch Number	Prepared or Analyzed	Analyst	Lab
TCLP	Leach	1311			610945	01/06/22 09:09	LMS	TAL BUF
TCLP	Analysis	8260C		10	611172	01/10/22 14:59	LCH	TAL BUF
TCLP	Leach	1311			610905	01/05/22 16:04	LMS	TAL BUF
TCLP	Prep	3510C			611108	01/07/22 14:55	CMC	TAL BUF
TCLP	Analysis	8270D		1	611227	01/10/22 18:04	PJQ	TAL BUF
TCLP	Leach	1311			610905	01/05/22 16:04	LMS	TAL BUF
TCLP	Prep	3510C			611078	01/07/22 11:05	JMP	TAL BUF
TCLP	Analysis	8081B		1	611164	01/10/22 12:08	MAN	TAL BUF
TCLP	Leach	1311			610905	01/05/22 16:04	LMS	TAL BUF
TCLP	Prep	8151A			611079	01/07/22 11:11	JMP	TAL BUF
TCLP	Analysis	8151		1	611170	01/10/22 18:12	MAN	TAL BUF
TCLP	Leach	1311			610905	01/05/22 16:04	LMS	TAL BUF
TCLP	Prep	3010A			611074	01/07/22 11:22	NBS	TAL BUF
TCLP	Analysis	6010C		1	611215	01/07/22 22:58	AMH	TAL BUF
TCLP	Leach	1311			610905	01/05/22 16:04	LMS	TAL BUF
TCLP	Prep	7470A			611087	01/07/22 12:47	BMB	TAL BUF
TCLP	Analysis	7470A		1	611132	01/07/22 16:43	BMB	TAL BUF
Total/NA	Analysis	1010A		1	611547	01/12/22 14:11	JGO	TAL BUF
Total/NA	Prep	7.3.3			610987	01/06/22 12:52	JGO	TAL BUF
Total/NA	Analysis	9012		1	611003	01/06/22 13:32	JGO	TAL BUF
Total/NA	Prep	7.3.4			610992	01/06/22 12:52	JGO	TAL BUF
Total/NA	Analysis	9034		1	611057	01/06/22 13:00	JGO	TAL BUF
Total/NA	Analysis	9045C		1	610898	01/05/22 13:00	KEB	TAL BUF
Total/NA	Analysis	Moisture		1	610558	12/30/21 17:02	IMZ	TAL BUF

Client Sample ID: PF12

Lab Sample ID: 480-193838-12
Date Collected: 12/28/21 10:12
Matrix: Solid
Date Received: 12/29/21 11:25
Percent Solids: 85.9

Prep Type	Batch Type	Batch Method	Run	Dilution Factor	Batch Number	Prepared or Analyzed	Analyst	Lab
Total/NA	Prep	5035A_H			610683	01/04/22 07:52	JLS	TAL BUF
Total/NA	Analysis	8015D		1	610704	01/04/22 22:23	JLS	TAL BUF
Total/NA	Prep	3550C			610609	01/03/22 08:28	VXF	TAL BUF
Total/NA	Analysis	8015D		1	610596	01/04/22 16:42	JLS	TAL BUF

Lab Chronicle

Client: Brydges Engineering in Environment & Energy DPC
Project/Site: Pilgrim Village Family

Job ID: 480-193838-1

Client Sample ID: PF12

Lab Sample ID: 480-193838-12
Date Collected: 12/28/21 10:12
Matrix: Solid
Date Received: 12/29/21 11:25
Percent Solids: 85.9

Prep Type	Batch Type	Batch Method	Run	Dilution Factor	Batch Number	Prepared or Analyzed	Analyst	Lab
Total/NA	Prep	3550C			610615	01/03/22 08:48	VXF	TAL BUF
Total/NA	Analysis	8082A		1	610753	01/04/22 16:34	NC	TAL BUF

Client Sample ID: PF13

Lab Sample ID: 480-193838-13
Date Collected: 12/28/21 10:18
Matrix: Solid
Date Received: 12/29/21 11:25

Prep Type	Batch Type	Batch Method	Run	Dilution Factor	Batch Number	Prepared or Analyzed	Analyst	Lab
TCLP	Leach	1311			610945	01/06/22 09:09	LMS	TAL BUF
TCLP	Analysis	8260C		10	611172	01/10/22 15:23	LCH	TAL BUF
TCLP	Leach	1311			610905	01/05/22 16:04	LMS	TAL BUF
TCLP	Prep	3510C			611108	01/07/22 14:55	CMC	TAL BUF
TCLP	Analysis	8270D		1	611227	01/10/22 18:28	PJQ	TAL BUF
TCLP	Leach	1311			610905	01/05/22 16:04	LMS	TAL BUF
TCLP	Prep	3510C			611078	01/07/22 11:05	JMP	TAL BUF
TCLP	Analysis	8081B		1	611164	01/10/22 12:28	MAN	TAL BUF
TCLP	Leach	1311			610905	01/05/22 16:04	LMS	TAL BUF
TCLP	Prep	8151A			611079	01/07/22 11:11	JMP	TAL BUF
TCLP	Analysis	8151		1	611170	01/10/22 18:42	MAN	TAL BUF
TCLP	Leach	1311			610905	01/05/22 16:04	LMS	TAL BUF
TCLP	Prep	3010A			611074	01/07/22 11:22	NBS	TAL BUF
TCLP	Analysis	6010C		1	611215	01/07/22 23:02	AMH	TAL BUF
TCLP	Leach	1311			610905	01/05/22 16:04	LMS	TAL BUF
TCLP	Prep	7470A			611087	01/07/22 12:47	BMB	TAL BUF
TCLP	Analysis	7470A		1	611132	01/07/22 16:47	BMB	TAL BUF
Total/NA	Analysis	1010A		1	611547	01/12/22 14:11	JGO	TAL BUF
Total/NA	Prep	7.3.3			610987	01/06/22 12:52	JGO	TAL BUF
Total/NA	Analysis	9012		1	611003	01/06/22 13:34	JGO	TAL BUF
Total/NA	Prep	7.3.4			610992	01/06/22 12:52	JGO	TAL BUF
Total/NA	Analysis	9034		1	611057	01/06/22 13:00	JGO	TAL BUF
Total/NA	Analysis	9045C		1	610898	01/05/22 13:00	KEB	TAL BUF
Total/NA	Analysis	Moisture		1	610558	12/30/21 17:02	IMZ	TAL BUF

Client Sample ID: PF13

Lab Sample ID: 480-193838-13
Date Collected: 12/28/21 10:18
Matrix: Solid
Date Received: 12/29/21 11:25
Percent Solids: 86.3

Prep Type	Batch Type	Batch Method	Run	Dilution Factor	Batch Number	Prepared or Analyzed	Analyst	Lab
Total/NA	Prep	5035A_H			610683	01/04/22 07:52	JLS	TAL BUF
Total/NA	Analysis	8015D		1	610704	01/04/22 22:58	JLS	TAL BUF
Total/NA	Prep	3550C			610653	01/03/22 14:39	CMC	TAL BUF
Total/NA	Analysis	8015D		1	610807	01/05/22 15:24	MAN	TAL BUF
Total/NA	Prep	3550C			610615	01/03/22 08:48	VXF	TAL BUF
Total/NA	Analysis	8082A		1	610753	01/04/22 16:46	NC	TAL BUF

Lab Chronicle

Client: Brydges Engineering in Environment & Energy DPC
Project/Site: Pilgrim Village Family

Job ID: 480-193838-1

Client Sample ID: PF14

Lab Sample ID: 480-193838-14
Date Collected: 12/28/21 10:24
Matrix: Solid
Date Received: 12/29/21 11:25

Prep Type	Batch Type	Batch Method	Run	Dilution Factor	Batch Number	Prepared or Analyzed	Analyst	Lab
TCLP	Leach	1311			610945	01/06/22 09:09	LMS	TAL BUF
TCLP	Analysis	8260C		10	611172	01/10/22 15:46	LCH	TAL BUF
TCLP	Leach	1311			610905	01/05/22 16:04	LMS	TAL BUF
TCLP	Prep	3510C			611108	01/07/22 14:55	CMC	TAL BUF
TCLP	Analysis	8270D		1	611227	01/10/22 18:52	PJQ	TAL BUF
TCLP	Leach	1311			610905	01/05/22 16:04	LMS	TAL BUF
TCLP	Prep	3510C			611078	01/07/22 11:05	JMP	TAL BUF
TCLP	Analysis	8081B		1	611164	01/10/22 12:48	MAN	TAL BUF
TCLP	Leach	1311			610905	01/05/22 16:04	LMS	TAL BUF
TCLP	Prep	8151A			611079	01/07/22 11:11	JMP	TAL BUF
TCLP	Analysis	8151		1	611170	01/10/22 19:12	MAN	TAL BUF
TCLP	Leach	1311			610905	01/05/22 16:04	LMS	TAL BUF
TCLP	Prep	3010A			611074	01/07/22 11:22	NBS	TAL BUF
TCLP	Analysis	6010C		1	611215	01/07/22 23:06	AMH	TAL BUF
TCLP	Leach	1311			610905	01/05/22 16:04	LMS	TAL BUF
TCLP	Prep	7470A			611087	01/07/22 12:47	BMB	TAL BUF
TCLP	Analysis	7470A		1	611132	01/07/22 16:48	BMB	TAL BUF
Total/NA	Analysis	1010A		1	611547	01/12/22 14:11	JGO	TAL BUF
Total/NA	Prep	7.3.3			610987	01/06/22 12:52	JGO	TAL BUF
Total/NA	Analysis	9012		1	611003	01/06/22 13:35	JGO	TAL BUF
Total/NA	Prep	7.3.4			610992	01/06/22 12:52	JGO	TAL BUF
Total/NA	Analysis	9034		1	611057	01/06/22 13:00	JGO	TAL BUF
Total/NA	Analysis	9045C		1	610898	01/05/22 13:00	KEB	TAL BUF
Total/NA	Analysis	Moisture		1	610558	12/30/21 17:02	IMZ	TAL BUF

Client Sample ID: PF14

Lab Sample ID: 480-193838-14
Date Collected: 12/28/21 10:24
Matrix: Solid
Date Received: 12/29/21 11:25
Percent Solids: 86.1

Prep Type	Batch Type	Batch Method	Run	Dilution Factor	Batch Number	Prepared or Analyzed	Analyst	Lab
Total/NA	Prep	5035A_H			610683	01/04/22 07:52	JLS	TAL BUF
Total/NA	Analysis	8015D		1	610704	01/04/22 23:34	JLS	TAL BUF
Total/NA	Prep	3550C			610653	01/03/22 14:39	CMC	TAL BUF
Total/NA	Analysis	8015D		1	610807	01/05/22 16:00	MAN	TAL BUF
Total/NA	Prep	3550C			610615	01/03/22 08:48	VXF	TAL BUF
Total/NA	Analysis	8082A		1	610753	01/04/22 16:59	NC	TAL BUF

Client Sample ID: PF15

Lab Sample ID: 480-193838-15
Date Collected: 12/28/21 10:30
Matrix: Solid
Date Received: 12/29/21 11:25

Prep Type	Batch Type	Batch Method	Run	Dilution Factor	Batch Number	Prepared or Analyzed	Analyst	Lab
TCLP	Leach	1311			610945	01/06/22 09:09	LMS	TAL BUF
TCLP	Analysis	8260C		10	611306	01/11/22 11:17	AXK	TAL BUF

Lab Chronicle

Client: Brydges Engineering in Environment & Energy DPC
Project/Site: Pilgrim Village Family

Job ID: 480-193838-1

Client Sample ID: PF15

Lab Sample ID: 480-193838-15

Date Collected: 12/28/21 10:30
Matrix: Solid
Date Received: 12/29/21 11:25

Prep Type	Batch Type	Batch Method	Run	Dilution Factor	Batch Number	Prepared or Analyzed	Analyst	Lab
TCLP	Leach	1311			610905	01/05/22 16:04	LMS	TAL BUF
TCLP	Prep	3510C			611108	01/07/22 14:55	CMC	TAL BUF
TCLP	Analysis	8270D		1	611227	01/10/22 19:15	PJQ	TAL BUF
TCLP	Leach	1311			610905	01/05/22 16:04	LMS	TAL BUF
TCLP	Prep	3510C			611078	01/07/22 11:05	JMP	TAL BUF
TCLP	Analysis	8081B		1	611164	01/10/22 13:07	MAN	TAL BUF
TCLP	Leach	1311			610905	01/05/22 16:04	LMS	TAL BUF
TCLP	Prep	8151A			611079	01/07/22 11:11	JMP	TAL BUF
TCLP	Analysis	8151		1	611170	01/10/22 19:41	MAN	TAL BUF
TCLP	Leach	1311			610905	01/05/22 16:04	LMS	TAL BUF
TCLP	Prep	3010A			611074	01/07/22 11:22	NBS	TAL BUF
TCLP	Analysis	6010C		1	611215	01/07/22 23:10	AMH	TAL BUF
TCLP	Leach	1311			610905	01/05/22 16:04	LMS	TAL BUF
TCLP	Prep	7470A			611087	01/07/22 12:47	BMB	TAL BUF
TCLP	Analysis	7470A		1	611132	01/07/22 16:50	BMB	TAL BUF
Total/NA	Analysis	1010A		1	611547	01/12/22 14:11	JGO	TAL BUF
Total/NA	Prep	7.3.3			610987	01/06/22 12:52	JGO	TAL BUF
Total/NA	Analysis	9012		1	611003	01/06/22 13:39	JGO	TAL BUF
Total/NA	Prep	7.3.4			610992	01/06/22 12:52	JGO	TAL BUF
Total/NA	Analysis	9034		1	611057	01/06/22 13:00	JGO	TAL BUF
Total/NA	Analysis	9045C		1	610898	01/05/22 13:00	KEB	TAL BUF
Total/NA	Analysis	Moisture		1	610558	12/30/21 17:02	IMZ	TAL BUF

Client Sample ID: PF15

Lab Sample ID: 480-193838-15

Date Collected: 12/28/21 10:30
Matrix: Solid
Date Received: 12/29/21 11:25
Percent Solids: 86.2

Prep Type	Batch Type	Batch Method	Run	Dilution Factor	Batch Number	Prepared or Analyzed	Analyst	Lab
Total/NA	Prep	5035A_H			610683	01/04/22 07:52	JLS	TAL BUF
Total/NA	Analysis	8015D		1	610704	01/05/22 00:10	JLS	TAL BUF
Total/NA	Prep	3550C			610653	01/03/22 14:39	CMC	TAL BUF
Total/NA	Analysis	8015D		1	610807	01/05/22 14:48	MAN	TAL BUF
Total/NA	Prep	3550C			610615	01/03/22 08:48	VXF	TAL BUF
Total/NA	Analysis	8082A		1	610753	01/04/22 16:21	NC	TAL BUF

Client Sample ID: PF16

Lab Sample ID: 480-193838-16

Date Collected: 12/28/21 10:36
Matrix: Solid
Date Received: 12/29/21 11:25

Prep Type	Batch Type	Batch Method	Run	Dilution Factor	Batch Number	Prepared or Analyzed	Analyst	Lab
TCLP	Leach	1311			610945	01/06/22 09:09	LMS	TAL BUF
TCLP	Analysis	8260C		10	611306	01/11/22 11:39	AXK	TAL BUF
TCLP	Leach	1311			610905	01/05/22 16:04	LMS	TAL BUF
TCLP	Prep	3510C			611108	01/07/22 14:55	CMC	TAL BUF
TCLP	Analysis	8270D		1	611227	01/10/22 19:39	PJQ	TAL BUF

Lab Chronicle

Client: Brydges Engineering in Environment & Energy DPC
Project/Site: Pilgrim Village Family

Job ID: 480-193838-1

Client Sample ID: PF16

Lab Sample ID: 480-193838-16

Date Collected: 12/28/21 10:36
Date Received: 12/29/21 11:25

Matrix: Solid

Prep Type	Batch Type	Batch Method	Run	Dilution Factor	Batch Number	Prepared or Analyzed	Analyst	Lab
TCLP	Leach	1311			610905	01/05/22 16:04	LMS	TAL BUF
TCLP	Prep	3510C			611078	01/07/22 11:05	JMP	TAL BUF
TCLP	Analysis	8081B		1	611164	01/10/22 13:27	MAN	TAL BUF
TCLP	Leach	1311			610905	01/05/22 16:04	LMS	TAL BUF
TCLP	Prep	8151A			611079	01/07/22 11:11	JMP	TAL BUF
TCLP	Analysis	8151		1	611170	01/10/22 20:11	MAN	TAL BUF
TCLP	Leach	1311			610905	01/05/22 16:04	LMS	TAL BUF
TCLP	Prep	3010A			611074	01/07/22 11:22	NBS	TAL BUF
TCLP	Analysis	6010C		1	611215	01/07/22 23:13	AMH	TAL BUF
TCLP	Leach	1311			610905	01/05/22 16:04	LMS	TAL BUF
TCLP	Prep	7470A			611087	01/07/22 12:47	BMB	TAL BUF
TCLP	Analysis	7470A		1	611132	01/07/22 16:51	BMB	TAL BUF
Total/NA	Analysis	1010A		1	611591	01/12/22 20:45	EJL	TAL BUF
Total/NA	Prep	7.3.3			610987	01/06/22 12:52	JGO	TAL BUF
Total/NA	Analysis	9012		1	611003	01/06/22 13:41	JGO	TAL BUF
Total/NA	Prep	7.3.4			610992	01/06/22 12:52	JGO	TAL BUF
Total/NA	Analysis	9034		1	611057	01/06/22 13:00	JGO	TAL BUF
Total/NA	Analysis	9045C		1	610898	01/05/22 13:00	KEB	TAL BUF
Total/NA	Analysis	Moisture		1	610558	12/30/21 17:02	IMZ	TAL BUF

Client Sample ID: PF16

Lab Sample ID: 480-193838-16

Date Collected: 12/28/21 10:36
Date Received: 12/29/21 11:25

Matrix: Solid
Percent Solids: 86.5

Prep Type	Batch Type	Batch Method	Run	Dilution Factor	Batch Number	Prepared or Analyzed	Analyst	Lab
Total/NA	Prep	5035A_H			610683	01/04/22 07:52	JLS	TAL BUF
Total/NA	Analysis	8015D		1	610704	01/05/22 00:46	JLS	TAL BUF
Total/NA	Prep	3550C			610653	01/03/22 14:39	CMC	TAL BUF
Total/NA	Analysis	8015D		1	610807	01/05/22 16:35	MAN	TAL BUF
Total/NA	Prep	3550C			610615	01/03/22 08:48	VXF	TAL BUF
Total/NA	Analysis	8082A		1	610753	01/04/22 17:12	NC	TAL BUF

Client Sample ID: PF17

Lab Sample ID: 480-193838-17

Date Collected: 12/28/21 10:42
Date Received: 12/29/21 11:25

Matrix: Solid

Prep Type	Batch Type	Batch Method	Run	Dilution Factor	Batch Number	Prepared or Analyzed	Analyst	Lab
TCLP	Leach	1311			610945	01/06/22 09:09	LMS	TAL BUF
TCLP	Analysis	8260C		10	611306	01/11/22 12:01	AXK	TAL BUF
TCLP	Leach	1311			610905	01/05/22 16:04	LMS	TAL BUF
TCLP	Prep	3510C			611108	01/07/22 14:55	CMC	TAL BUF
TCLP	Analysis	8270D		1	611227	01/10/22 20:03	PJQ	TAL BUF
TCLP	Leach	1311			610905	01/05/22 16:04	LMS	TAL BUF
TCLP	Prep	3510C			611078	01/07/22 11:05	JMP	TAL BUF
TCLP	Analysis	8081B		1	611164	01/10/22 13:46	MAN	TAL BUF

Lab Chronicle

Client: Brydges Engineering in Environment & Energy DPC
Project/Site: Pilgrim Village Family

Job ID: 480-193838-1

Client Sample ID: PF17

Lab Sample ID: 480-193838-17
Date Collected: 12/28/21 10:42
Matrix: Solid
Date Received: 12/29/21 11:25

Prep Type	Batch Type	Batch Method	Run	Dilution Factor	Batch Number	Prepared or Analyzed	Analyst	Lab
TCLP	Leach	1311			610905	01/05/22 16:04	LMS	TAL BUF
TCLP	Prep	8151A			611079	01/07/22 11:11	JMP	TAL BUF
TCLP	Analysis	8151		1	611170	01/10/22 20:40	MAN	TAL BUF
TCLP	Leach	1311			610905	01/05/22 16:04	LMS	TAL BUF
TCLP	Prep	3010A			611074	01/07/22 11:22	NBS	TAL BUF
TCLP	Analysis	6010C		1	611215	01/07/22 23:18	AMH	TAL BUF
TCLP	Leach	1311			610905	01/05/22 16:04	LMS	TAL BUF
TCLP	Prep	7470A			611087	01/07/22 12:47	BMB	TAL BUF
TCLP	Analysis	7470A		1	611132	01/07/22 16:52	BMB	TAL BUF
Total/NA	Analysis	1010A		1	611590	01/12/22 20:39	EJL	TAL BUF
Total/NA	Prep	7.3.3			610987	01/06/22 12:52	JGO	TAL BUF
Total/NA	Analysis	9012		1	611003	01/06/22 13:42	JGO	TAL BUF
Total/NA	Prep	7.3.4			610992	01/06/22 12:52	JGO	TAL BUF
Total/NA	Analysis	9034		1	611057	01/06/22 13:00	JGO	TAL BUF
Total/NA	Analysis	9045C		1	610990	01/06/22 10:45	KEB	TAL BUF
Total/NA	Analysis	Moisture		1	610558	12/30/21 17:02	IMZ	TAL BUF

Client Sample ID: PF17

Lab Sample ID: 480-193838-17
Date Collected: 12/28/21 10:42
Matrix: Solid
Date Received: 12/29/21 11:25
Percent Solids: 84.6

Prep Type	Batch Type	Batch Method	Run	Dilution Factor	Batch Number	Prepared or Analyzed	Analyst	Lab
Total/NA	Prep	5035A_H			610683	01/04/22 07:52	JLS	TAL BUF
Total/NA	Analysis	8015D		1	610704	01/05/22 01:22	JLS	TAL BUF
Total/NA	Prep	3550C			610653	01/03/22 14:39	CMC	TAL BUF
Total/NA	Analysis	8015D		1	610807	01/05/22 17:11	MAN	TAL BUF
Total/NA	Prep	3550C			610615	01/03/22 08:48	VXF	TAL BUF
Total/NA	Analysis	8082A		1	610753	01/04/22 17:25	NC	TAL BUF

Client Sample ID: PF18

Lab Sample ID: 480-193838-18
Date Collected: 12/28/21 10:48
Matrix: Solid
Date Received: 12/29/21 11:25

Prep Type	Batch Type	Batch Method	Run	Dilution Factor	Batch Number	Prepared or Analyzed	Analyst	Lab
TCLP	Leach	1311			610945	01/06/22 09:09	LMS	TAL BUF
TCLP	Analysis	8260C		10	611306	01/11/22 12:23	AXK	TAL BUF
TCLP	Leach	1311			610905	01/05/22 16:04	LMS	TAL BUF
TCLP	Prep	3510C			611108	01/07/22 14:55	CMC	TAL BUF
TCLP	Analysis	8270D		1	611227	01/10/22 20:26	PJQ	TAL BUF
TCLP	Leach	1311			610905	01/05/22 16:04	LMS	TAL BUF
TCLP	Prep	3510C			611078	01/07/22 11:05	JMP	TAL BUF
TCLP	Analysis	8081B		1	611164	01/10/22 14:06	MAN	TAL BUF
TCLP	Leach	1311			610905	01/05/22 16:04	LMS	TAL BUF
TCLP	Prep	8151A			611079	01/07/22 11:11	JMP	TAL BUF
TCLP	Analysis	8151		1	611170	01/10/22 21:10	MAN	TAL BUF

Lab Chronicle

Client: Brydges Engineering in Environment & Energy DPC
Project/Site: Pilgrim Village Family

Job ID: 480-193838-1

Client Sample ID: PF18

Lab Sample ID: 480-193838-18

Date Collected: 12/28/21 10:48
Date Received: 12/29/21 11:25

Matrix: Solid

Prep Type	Batch Type	Batch Method	Run	Dilution Factor	Batch Number	Prepared or Analyzed	Analyst	Lab
TCLP	Leach	1311			610905	01/05/22 16:04	LMS	TAL BUF
TCLP	Prep	3010A			611074	01/07/22 11:22	NBS	TAL BUF
TCLP	Analysis	6010C		1	611215	01/07/22 23:33	AMH	TAL BUF
TCLP	Leach	1311			610905	01/05/22 16:04	LMS	TAL BUF
TCLP	Prep	7470A			611087	01/07/22 12:47	BMB	TAL BUF
TCLP	Analysis	7470A		1	611132	01/07/22 16:54	BMB	TAL BUF
Total/NA	Analysis	1010A		1	611591	01/12/22 20:45	EJL	TAL BUF
Total/NA	Prep	7.3.3			610987	01/06/22 12:52	JGO	TAL BUF
Total/NA	Analysis	9012		1	611003	01/06/22 13:44	JGO	TAL BUF
Total/NA	Prep	7.3.4			610992	01/06/22 12:52	JGO	TAL BUF
Total/NA	Analysis	9034		1	611057	01/06/22 13:00	JGO	TAL BUF
Total/NA	Analysis	9045C		1	610990	01/06/22 10:45	KEB	TAL BUF
Total/NA	Analysis	Moisture		1	610558	12/30/21 17:02	IMZ	TAL BUF

Client Sample ID: PF18

Lab Sample ID: 480-193838-18

Date Collected: 12/28/21 10:48
Date Received: 12/29/21 11:25

Matrix: Solid
Percent Solids: 86.9

Prep Type	Batch Type	Batch Method	Run	Dilution Factor	Batch Number	Prepared or Analyzed	Analyst	Lab
Total/NA	Prep	5035A_H			610919	01/06/22 07:10	JLS	TAL BUF
Total/NA	Analysis	8015D		1	610933	01/06/22 11:01	JLS	TAL BUF
Total/NA	Prep	3550C			610653	01/03/22 14:39	CMC	TAL BUF
Total/NA	Analysis	8015D		1	610807	01/05/22 17:47	MAN	TAL BUF
Total/NA	Prep	3550C			610615	01/03/22 08:48	VXF	TAL BUF
Total/NA	Analysis	8082A		1	610753	01/04/22 17:37	NC	TAL BUF

Client Sample ID: PF19

Lab Sample ID: 480-193838-19

Date Collected: 12/28/21 10:54
Date Received: 12/29/21 11:25

Matrix: Solid

Prep Type	Batch Type	Batch Method	Run	Dilution Factor	Batch Number	Prepared or Analyzed	Analyst	Lab
TCLP	Leach	1311			610945	01/06/22 09:09	LMS	TAL BUF
TCLP	Analysis	8260C		10	611306	01/11/22 12:45	AXK	TAL BUF
TCLP	Leach	1311			610905	01/05/22 16:04	LMS	TAL BUF
TCLP	Prep	3510C			611108	01/07/22 14:55	CMC	TAL BUF
TCLP	Analysis	8270D		1	611227	01/10/22 20:50	PJQ	TAL BUF
TCLP	Leach	1311			610905	01/05/22 16:04	LMS	TAL BUF
TCLP	Prep	3510C			611078	01/07/22 11:05	JMP	TAL BUF
TCLP	Analysis	8081B		1	611164	01/10/22 14:25	MAN	TAL BUF
TCLP	Leach	1311			610905	01/05/22 16:04	LMS	TAL BUF
TCLP	Prep	8151A			611079	01/07/22 11:11	JMP	TAL BUF
TCLP	Analysis	8151		1	611170	01/10/22 21:40	MAN	TAL BUF
TCLP	Leach	1311			610905	01/05/22 16:04	LMS	TAL BUF
TCLP	Prep	3010A			611074	01/07/22 11:22	NBS	TAL BUF
TCLP	Analysis	6010C		1	611215	01/07/22 23:52	AMH	TAL BUF

Lab Chronicle

Client: Brydges Engineering in Environment & Energy DPC
Project/Site: Pilgrim Village Family

Job ID: 480-193838-1

Client Sample ID: PF19

Lab Sample ID: 480-193838-19
Date Collected: 12/28/21 10:54
Matrix: Solid
Date Received: 12/29/21 11:25

Prep Type	Batch Type	Batch Method	Run	Dilution Factor	Batch Number	Prepared or Analyzed	Analyst	Lab
TCLP	Leach	1311			610905	01/05/22 16:04	LMS	TAL BUF
TCLP	Prep	7470A			611087	01/07/22 12:47	BMB	TAL BUF
TCLP	Analysis	7470A		1	611132	01/07/22 16:59	BMB	TAL BUF
Total/NA	Analysis	1010A		1	611590	01/12/22 20:39	EJL	TAL BUF
Total/NA	Prep	7.3.3			611097	01/07/22 08:30	JGO	TAL BUF
Total/NA	Analysis	9012		1	611131	01/07/22 16:23	JGO	TAL BUF
Total/NA	Prep	7.3.4			611112	01/07/22 08:30	JGO	TAL BUF
Total/NA	Analysis	9034		1	611113	01/07/22 14:00	JGO	TAL BUF
Total/NA	Analysis	9045C		1	610990	01/06/22 10:45	KEB	TAL BUF
Total/NA	Analysis	Moisture		1	610558	12/30/21 17:02	IMZ	TAL BUF

Client Sample ID: PF19

Lab Sample ID: 480-193838-19
Date Collected: 12/28/21 10:54
Matrix: Solid
Date Received: 12/29/21 11:25
Percent Solids: 87.0

Prep Type	Batch Type	Batch Method	Run	Dilution Factor	Batch Number	Prepared or Analyzed	Analyst	Lab
Total/NA	Prep	5035A_H			610919	01/06/22 07:10	JLS	TAL BUF
Total/NA	Analysis	8015D		1	610933	01/06/22 11:37	JLS	TAL BUF
Total/NA	Prep	3550C			610653	01/03/22 14:39	CMC	TAL BUF
Total/NA	Analysis	8015D		1	610807	01/05/22 09:26	MAN	TAL BUF
Total/NA	Prep	3550C			610615	01/03/22 08:48	VXF	TAL BUF
Total/NA	Analysis	8082A		1	610753	01/04/22 17:50	NC	TAL BUF

Client Sample ID: PF20

Lab Sample ID: 480-193838-20
Date Collected: 12/28/21 11:00
Matrix: Solid
Date Received: 12/29/21 11:25

Prep Type	Batch Type	Batch Method	Run	Dilution Factor	Batch Number	Prepared or Analyzed	Analyst	Lab
TCLP	Leach	1311			610945	01/06/22 09:09	LMS	TAL BUF
TCLP	Analysis	8260C		10	611306	01/11/22 13:07	AXK	TAL BUF
TCLP	Leach	1311			610905	01/05/22 16:04	LMS	TAL BUF
TCLP	Prep	3510C			611108	01/07/22 14:55	CMC	TAL BUF
TCLP	Analysis	8270D		1	611227	01/10/22 21:14	PJQ	TAL BUF
TCLP	Leach	1311			610905	01/05/22 16:04	LMS	TAL BUF
TCLP	Prep	3510C			611078	01/07/22 11:05	JMP	TAL BUF
TCLP	Analysis	8081B		1	611164	01/10/22 14:45	MAN	TAL BUF
TCLP	Leach	1311			610905	01/05/22 16:04	LMS	TAL BUF
TCLP	Prep	8151A			611079	01/07/22 11:11	JMP	TAL BUF
TCLP	Analysis	8151		1	611170	01/10/22 22:09	MAN	TAL BUF
TCLP	Leach	1311			610905	01/05/22 16:04	LMS	TAL BUF
TCLP	Prep	3010A			611074	01/07/22 11:22	NBS	TAL BUF
TCLP	Analysis	6010C		1	611215	01/07/22 23:56	AMH	TAL BUF
TCLP	Leach	1311			610905	01/05/22 16:04	LMS	TAL BUF
TCLP	Prep	7470A			611087	01/07/22 12:47	BMB	TAL BUF
TCLP	Analysis	7470A		1	611132	01/07/22 17:03	BMB	TAL BUF

Lab Chronicle

Client: Brydges Engineering in Environment & Energy DPC
Project/Site: Pilgrim Village Family

Job ID: 480-193838-1

Client Sample ID: PF20
Date Collected: 12/28/21 11:00
Date Received: 12/29/21 11:25

Lab Sample ID: 480-193838-20
Matrix: Solid

Prep Type	Batch Type	Batch Method	Run	Dilution Factor	Batch Number	Prepared or Analyzed	Analyst	Lab
Total/NA	Analysis	1010A		1	611590	01/12/22 20:39	EJL	TAL BUF
Total/NA	Prep	7.3.3			611097	01/07/22 08:30	JGO	TAL BUF
Total/NA	Analysis	9012		1	611131	01/07/22 16:26	JGO	TAL BUF
Total/NA	Prep	7.3.4			611112	01/07/22 08:30	JGO	TAL BUF
Total/NA	Analysis	9034		1	611113	01/07/22 14:00	JGO	TAL BUF
Total/NA	Analysis	9045C		1	610990	01/06/22 10:45	KEB	TAL BUF
Total/NA	Analysis	Moisture		1	610558	12/30/21 17:02	IMZ	TAL BUF

Client Sample ID: PF20
Date Collected: 12/28/21 11:00
Date Received: 12/29/21 11:25

Lab Sample ID: 480-193838-20
Matrix: Solid
Percent Solids: 82.9

Prep Type	Batch Type	Batch Method	Run	Dilution Factor	Batch Number	Prepared or Analyzed	Analyst	Lab
Total/NA	Prep	5035A_H			610919	01/06/22 07:10	JLS	TAL BUF
Total/NA	Analysis	8015D		1	610933	01/06/22 12:13	JLS	TAL BUF
Total/NA	Prep	3550C			610653	01/03/22 14:39	CMC	TAL BUF
Total/NA	Analysis	8015D		1	610807	01/05/22 10:02	MAN	TAL BUF
Total/NA	Prep	3550C			610615	01/03/22 08:48	VXF	TAL BUF
Total/NA	Analysis	8082A		1	610753	01/04/22 18:03	NC	TAL BUF

Client Sample ID: PF21
Date Collected: 12/28/21 11:06
Date Received: 12/29/21 11:25

Lab Sample ID: 480-193838-21
Matrix: Solid

Prep Type	Batch Type	Batch Method	Run	Dilution Factor	Batch Number	Prepared or Analyzed	Analyst	Lab
TCLP	Leach	1311			610945	01/06/22 09:09	LMS	TAL BUF
TCLP	Analysis	8260C		10	611306	01/11/22 13:29	AXK	TAL BUF
TCLP	Leach	1311			610905	01/05/22 16:04	LMS	TAL BUF
TCLP	Prep	3510C			611108	01/07/22 14:55	CMC	TAL BUF
TCLP	Analysis	8270D		1	611227	01/10/22 21:37	PJQ	TAL BUF
TCLP	Leach	1311			610905	01/05/22 16:04	LMS	TAL BUF
TCLP	Prep	3510C			611078	01/07/22 11:05	JMP	TAL BUF
TCLP	Analysis	8081B		1	611164	01/10/22 15:05	MAN	TAL BUF
TCLP	Leach	1311			610905	01/05/22 16:04	LMS	TAL BUF
TCLP	Prep	8151A			611079	01/07/22 11:11	JMP	TAL BUF
TCLP	Analysis	8151		1	611170	01/10/22 22:39	MAN	TAL BUF
TCLP	Leach	1311			610905	01/05/22 16:04	LMS	TAL BUF
TCLP	Prep	3010A			611074	01/07/22 11:22	NBS	TAL BUF
TCLP	Analysis	6010C		1	611215	01/08/22 00:00	AMH	TAL BUF
TCLP	Leach	1311			610905	01/05/22 16:04	LMS	TAL BUF
TCLP	Prep	7470A			611087	01/07/22 12:47	BMB	TAL BUF
TCLP	Analysis	7470A		1	611132	01/07/22 17:04	BMB	TAL BUF
Total/NA	Analysis	1010A		1	611415	01/11/22 15:45	EJL	TAL BUF
Total/NA	Prep	7.3.3			611097	01/07/22 08:30	JGO	TAL BUF
Total/NA	Analysis	9012		1	611131	01/07/22 16:27	JGO	TAL BUF

Lab Chronicle

Client: Brydges Engineering in Environment & Energy DPC
Project/Site: Pilgrim Village Family

Job ID: 480-193838-1

Client Sample ID: PF21
Date Collected: 12/28/21 11:06
Date Received: 12/29/21 11:25

Lab Sample ID: 480-193838-21
Matrix: Solid

Prep Type	Batch Type	Batch Method	Run	Dilution Factor	Batch Number	Prepared or Analyzed	Analyst	Lab
Total/NA	Prep	7.3.4			611112	01/07/22 08:30	JGO	TAL BUF
Total/NA	Analysis	9034		1	611113	01/07/22 14:00	JGO	TAL BUF
Total/NA	Analysis	9045C		1	610990	01/06/22 10:45	KEB	TAL BUF
Total/NA	Analysis	Moisture		1	610558	12/30/21 17:02	IMZ	TAL BUF

Client Sample ID: PF21
Date Collected: 12/28/21 11:06
Date Received: 12/29/21 11:25

Lab Sample ID: 480-193838-21
Matrix: Solid
Percent Solids: 82.8

Prep Type	Batch Type	Batch Method	Run	Dilution Factor	Batch Number	Prepared or Analyzed	Analyst	Lab
Total/NA	Prep	5035A_H			610919	01/06/22 07:10	JLS	TAL BUF
Total/NA	Analysis	8015D		1	610933	01/06/22 12:49	JLS	TAL BUF
Total/NA	Prep	3550C			610653	01/03/22 14:39	CMC	TAL BUF
Total/NA	Analysis	8015D		1	610807	01/05/22 10:38	MAN	TAL BUF
Total/NA	Prep	3550C			610615	01/03/22 08:48	VXF	TAL BUF
Total/NA	Analysis	8082A		1	610753	01/04/22 18:16	NC	TAL BUF

Client Sample ID: PF22
Date Collected: 12/28/21 11:12
Date Received: 12/29/21 11:25

Lab Sample ID: 480-193838-22
Matrix: Solid

Prep Type	Batch Type	Batch Method	Run	Dilution Factor	Batch Number	Prepared or Analyzed	Analyst	Lab
TCLP	Leach	1311			610945	01/06/22 09:09	LMS	TAL BUF
TCLP	Analysis	8260C		10	611306	01/11/22 13:51	AXK	TAL BUF
TCLP	Leach	1311			610905	01/05/22 16:04	LMS	TAL BUF
TCLP	Prep	3510C			611108	01/07/22 14:55	CMC	TAL BUF
TCLP	Analysis	8270D		1	611227	01/10/22 22:01	PJQ	TAL BUF
TCLP	Leach	1311			610905	01/05/22 16:04	LMS	TAL BUF
TCLP	Prep	3510C			611078	01/07/22 11:05	JMP	TAL BUF
TCLP	Analysis	8081B		1	611164	01/10/22 15:44	MAN	TAL BUF
TCLP	Leach	1311			610905	01/05/22 16:04	LMS	TAL BUF
TCLP	Prep	8151A			611079	01/07/22 11:11	JMP	TAL BUF
TCLP	Analysis	8151		1	611170	01/10/22 23:38	MAN	TAL BUF
TCLP	Leach	1311			610905	01/05/22 16:04	LMS	TAL BUF
TCLP	Prep	3010A			611074	01/07/22 11:22	NBS	TAL BUF
TCLP	Analysis	6010C		1	611215	01/08/22 00:04	AMH	TAL BUF
TCLP	Leach	1311			610905	01/05/22 16:04	LMS	TAL BUF
TCLP	Prep	7470A			611087	01/07/22 12:47	BMB	TAL BUF
TCLP	Analysis	7470A		1	611132	01/07/22 17:05	BMB	TAL BUF
Total/NA	Analysis	1010A		1	611590	01/12/22 20:39	EJL	TAL BUF
Total/NA	Prep	7.3.3			611097	01/07/22 08:30	JGO	TAL BUF
Total/NA	Analysis	9012		1	611131	01/07/22 16:29	JGO	TAL BUF
Total/NA	Prep	7.3.4			611112	01/07/22 08:30	JGO	TAL BUF
Total/NA	Analysis	9034		1	611113	01/07/22 14:00	JGO	TAL BUF
Total/NA	Analysis	9045C		1	610990	01/06/22 10:45	KEB	TAL BUF

Lab Chronicle

Client: Brydges Engineering in Environment & Energy DPC
Project/Site: Pilgrim Village Family

Job ID: 480-193838-1

Client Sample ID: PF22
Date Collected: 12/28/21 11:12
Date Received: 12/29/21 11:25

Lab Sample ID: 480-193838-22
Matrix: Solid

Prep Type	Batch Type	Batch Method	Run	Dilution Factor	Batch Number	Prepared or Analyzed	Analyst	Lab
Total/NA	Analysis	Moisture		1	610558	12/30/21 17:02	IMZ	TAL BUF

Client Sample ID: PF22
Date Collected: 12/28/21 11:12
Date Received: 12/29/21 11:25

Lab Sample ID: 480-193838-22
Matrix: Solid
Percent Solids: 81.5

Prep Type	Batch Type	Batch Method	Run	Dilution Factor	Batch Number	Prepared or Analyzed	Analyst	Lab
Total/NA	Prep	5035A_H			610919	01/06/22 07:10	JLS	TAL BUF
Total/NA	Analysis	8015D		1	610933	01/06/22 13:25	JLS	TAL BUF
Total/NA	Prep	3550C			610653	01/03/22 14:39	CMC	TAL BUF
Total/NA	Analysis	8015D		1	610807	01/05/22 11:14	MAN	TAL BUF
Total/NA	Prep	3550C			610615	01/03/22 08:48	VXF	TAL BUF
Total/NA	Analysis	8082A		1	610753	01/04/22 18:28	NC	TAL BUF

Client Sample ID: PF23
Date Collected: 12/28/21 11:18
Date Received: 12/29/21 11:25

Lab Sample ID: 480-193838-23
Matrix: Solid

Prep Type	Batch Type	Batch Method	Run	Dilution Factor	Batch Number	Prepared or Analyzed	Analyst	Lab
TCLP	Leach	1311			611186	01/10/22 08:58	LMS	TAL BUF
TCLP	Analysis	8260C		10	611328	01/11/22 15:24	CRL	TAL BUF
TCLP	Leach	1311			610936	01/10/22 08:46	LMS	TAL BUF
TCLP	Prep	3510C			611461	01/12/22 09:09	JMP	TAL BUF
TCLP	Analysis	8270D		1	611536	01/12/22 18:25	PJQ	TAL BUF
TCLP	Leach	1311			610936	01/10/22 08:46	LMS	TAL BUF
TCLP	Prep	3510C			611409	01/11/22 15:23	CMC	TAL BUF
TCLP	Analysis	8081B		1	611440	01/12/22 10:26	JLS	TAL BUF
TCLP	Leach	1311			610936	01/10/22 08:46	LMS	TAL BUF
TCLP	Prep	8151A			611340	01/11/22 11:21	JMP	TAL BUF
TCLP	Analysis	8151		1	611470	01/12/22 16:03	MAN	TAL BUF
TCLP	Leach	1311			610936	01/10/22 08:46	LMS	TAL BUF
TCLP	Prep	3010A			611362	01/11/22 11:24	ADM	TAL BUF
TCLP	Analysis	6010C		1	611501	01/11/22 20:56	LMH	TAL BUF
TCLP	Leach	1311			610936	01/10/22 08:46	LMS	TAL BUF
TCLP	Prep	7470A			611377	01/11/22 12:54	BMB	TAL BUF
TCLP	Analysis	7470A		1	611421	01/11/22 16:07	BMB	TAL BUF
Total/NA	Analysis	1010A		1	611590	01/12/22 20:39	EJL	TAL BUF
Total/NA	Prep	7.3.3			611097	01/07/22 08:30	JGO	TAL BUF
Total/NA	Analysis	9012		1	611131	01/07/22 16:30	JGO	TAL BUF
Total/NA	Prep	7.3.4			611112	01/07/22 08:30	JGO	TAL BUF
Total/NA	Analysis	9034		1	611113	01/07/22 14:00	JGO	TAL BUF
Total/NA	Analysis	9045C		1	610990	01/06/22 10:45	KEB	TAL BUF
Total/NA	Analysis	Moisture		1	610558	12/30/21 17:02	IMZ	TAL BUF

Lab Chronicle

Client: Brydges Engineering in Environment & Energy DPC
Project/Site: Pilgrim Village Family

Job ID: 480-193838-1

Client Sample ID: PF23

Lab Sample ID: 480-193838-23
Date Collected: 12/28/21 11:18
Matrix: Solid
Date Received: 12/29/21 11:25
Percent Solids: 82.0

Prep Type	Batch Type	Batch Method	Run	Dilution Factor	Batch Number	Prepared or Analyzed	Analyst	Lab
Total/NA	Prep	5035A_H			610919	01/06/22 07:10	JLS	TAL BUF
Total/NA	Analysis	8015D		1	610933	01/06/22 14:01	JLS	TAL BUF
Total/NA	Prep	3550C			610653	01/03/22 14:39	CMC	TAL BUF
Total/NA	Analysis	8015D		1	610807	01/05/22 11:49	MAN	TAL BUF
Total/NA	Prep	3550C			610615	01/03/22 08:48	VXF	TAL BUF
Total/NA	Analysis	8082A		1	610753	01/04/22 18:41	NC	TAL BUF

Client Sample ID: PF24

Lab Sample ID: 480-193838-24
Date Collected: 12/28/21 11:24
Matrix: Solid
Date Received: 12/29/21 11:25

Prep Type	Batch Type	Batch Method	Run	Dilution Factor	Batch Number	Prepared or Analyzed	Analyst	Lab
TCLP	Leach	1311			611186	01/10/22 08:58	LMS	TAL BUF
TCLP	Analysis	8260C		10	611328	01/11/22 15:47	CRL	TAL BUF
TCLP	Leach	1311			610936	01/10/22 08:46	LMS	TAL BUF
TCLP	Prep	3510C			611461	01/12/22 09:09	JMP	TAL BUF
TCLP	Analysis	8270D		1	611536	01/12/22 18:49	PJQ	TAL BUF
TCLP	Leach	1311			610936	01/10/22 08:46	LMS	TAL BUF
TCLP	Prep	3510C			611409	01/11/22 15:23	CMC	TAL BUF
TCLP	Analysis	8081B		1	611440	01/12/22 10:46	JLS	TAL BUF
TCLP	Leach	1311			610936	01/10/22 08:46	LMS	TAL BUF
TCLP	Prep	8151A			611340	01/11/22 11:21	JMP	TAL BUF
TCLP	Analysis	8151		1	611470	01/12/22 16:32	MAN	TAL BUF
TCLP	Leach	1311			610936	01/10/22 08:46	LMS	TAL BUF
TCLP	Prep	3010A			611362	01/11/22 11:24	ADM	TAL BUF
TCLP	Analysis	6010C		1	611501	01/11/22 21:00	LMH	TAL BUF
TCLP	Leach	1311			610936	01/10/22 08:46	LMS	TAL BUF
TCLP	Prep	7470A			611377	01/11/22 12:54	BMB	TAL BUF
TCLP	Analysis	7470A		1	611421	01/11/22 16:09	BMB	TAL BUF
Total/NA	Analysis	1010A		1	611590	01/12/22 20:39	EJL	TAL BUF
Total/NA	Prep	7.3.3			611097	01/07/22 08:30	JGO	TAL BUF
Total/NA	Analysis	9012		1	611131	01/07/22 16:32	JGO	TAL BUF
Total/NA	Prep	7.3.4			611112	01/07/22 08:30	JGO	TAL BUF
Total/NA	Analysis	9034		1	611113	01/07/22 14:00	JGO	TAL BUF
Total/NA	Analysis	9045C		1	610990	01/06/22 10:45	KEB	TAL BUF
Total/NA	Analysis	Moisture		1	610558	12/30/21 17:02	IMZ	TAL BUF

Client Sample ID: PF24

Lab Sample ID: 480-193838-24
Date Collected: 12/28/21 11:24
Matrix: Solid
Date Received: 12/29/21 11:25
Percent Solids: 85.8

Prep Type	Batch Type	Batch Method	Run	Dilution Factor	Batch Number	Prepared or Analyzed	Analyst	Lab
Total/NA	Prep	5035A_H			610919	01/06/22 07:10	JLS	TAL BUF
Total/NA	Analysis	8015D		1	610933	01/06/22 15:13	JLS	TAL BUF

Lab Chronicle

Client: Brydges Engineering in Environment & Energy DPC
Project/Site: Pilgrim Village Family

Job ID: 480-193838-1

Client Sample ID: PF24

Lab Sample ID: 480-193838-24
Date Collected: 12/28/21 11:24
Matrix: Solid
Date Received: 12/29/21 11:25
Percent Solids: 85.8

Prep Type	Batch Type	Batch Method	Run	Dilution Factor	Batch Number	Prepared or Analyzed	Analyst	Lab
Total/NA	Prep	3550C			610653	01/03/22 14:39	CMC	TAL BUF
Total/NA	Analysis	8015D		1	610807	01/05/22 12:25	MAN	TAL BUF
Total/NA	Prep	3550C			610615	01/03/22 08:48	VXF	TAL BUF
Total/NA	Analysis	8082A		1	610753	01/04/22 18:54	NC	TAL BUF

Client Sample ID: PF25

Lab Sample ID: 480-193838-25
Date Collected: 12/28/21 11:30
Matrix: Solid
Date Received: 12/29/21 11:25

Prep Type	Batch Type	Batch Method	Run	Dilution Factor	Batch Number	Prepared or Analyzed	Analyst	Lab
TCLP	Leach	1311			611186	01/10/22 08:58	LMS	TAL BUF
TCLP	Analysis	8260C		10	611328	01/11/22 16:11	CRL	TAL BUF
TCLP	Leach	1311			610936	01/10/22 08:46	LMS	TAL BUF
TCLP	Prep	3510C			611461	01/12/22 09:09	JMP	TAL BUF
TCLP	Analysis	8270D		1	611536	01/12/22 19:14	PJQ	TAL BUF
TCLP	Leach	1311			610936	01/10/22 08:46	LMS	TAL BUF
TCLP	Prep	3510C			611409	01/11/22 15:23	CMC	TAL BUF
TCLP	Analysis	8081B		1	611440	01/12/22 11:06	JLS	TAL BUF
TCLP	Leach	1311			610936	01/10/22 08:46	LMS	TAL BUF
TCLP	Prep	8151A			611340	01/11/22 11:21	JMP	TAL BUF
TCLP	Analysis	8151		1	611470	01/12/22 17:02	MAN	TAL BUF
TCLP	Leach	1311			610936	01/10/22 08:46	LMS	TAL BUF
TCLP	Prep	3010A			611362	01/11/22 11:24	ADM	TAL BUF
TCLP	Analysis	6010C		1	611501	01/11/22 21:15	LMH	TAL BUF
TCLP	Leach	1311			610936	01/10/22 08:46	LMS	TAL BUF
TCLP	Prep	7470A			611377	01/11/22 12:54	BMB	TAL BUF
TCLP	Analysis	7470A		1	611421	01/11/22 16:10	BMB	TAL BUF
Total/NA	Analysis	1010A		1	611590	01/12/22 20:39	EJL	TAL BUF
Total/NA	Prep	7.3.3			611097	01/07/22 08:30	JGO	TAL BUF
Total/NA	Analysis	9012		1	611131	01/07/22 16:33	JGO	TAL BUF
Total/NA	Prep	7.3.4			611112	01/07/22 08:30	JGO	TAL BUF
Total/NA	Analysis	9034		1	611113	01/07/22 14:00	JGO	TAL BUF
Total/NA	Analysis	9045C		1	610990	01/06/22 10:45	KEB	TAL BUF
Total/NA	Analysis	Moisture		1	610558	12/30/21 17:02	IMZ	TAL BUF

Client Sample ID: PF25

Lab Sample ID: 480-193838-25
Date Collected: 12/28/21 11:30
Matrix: Solid
Date Received: 12/29/21 11:25
Percent Solids: 86.1

Prep Type	Batch Type	Batch Method	Run	Dilution Factor	Batch Number	Prepared or Analyzed	Analyst	Lab
Total/NA	Prep	5035A_H			610919	01/06/22 07:10	JLS	TAL BUF
Total/NA	Analysis	8015D		1	610933	01/06/22 15:49	JLS	TAL BUF
Total/NA	Prep	3550C			610684	01/04/22 08:14	VXF	TAL BUF
Total/NA	Analysis	8015D		1	610807	01/05/22 21:56	MAN	TAL BUF

Lab Chronicle

Client: Brydges Engineering in Environment & Energy DPC
Project/Site: Pilgrim Village Family

Job ID: 480-193838-1

Client Sample ID: PF25

Lab Sample ID: 480-193838-25
Date Collected: 12/28/21 11:30
Matrix: Solid
Date Received: 12/29/21 11:25
Percent Solids: 86.1

Prep Type	Batch Type	Batch Method	Run	Dilution Factor	Batch Number	Prepared or Analyzed	Analyst	Lab
Total/NA	Prep	3550C			610615	01/03/22 08:48	VXF	TAL BUF
Total/NA	Analysis	8082A		1	610753	01/04/22 19:07	NC	TAL BUF

Client Sample ID: PF26

Lab Sample ID: 480-193838-26
Date Collected: 12/28/21 11:36
Matrix: Solid
Date Received: 12/29/21 11:25

Prep Type	Batch Type	Batch Method	Run	Dilution Factor	Batch Number	Prepared or Analyzed	Analyst	Lab
TCLP	Leach	1311			611186	01/10/22 08:58	LMS	TAL BUF
TCLP	Analysis	8260C		10	611328	01/11/22 16:34	CRL	TAL BUF
TCLP	Leach	1311			610936	01/10/22 08:46	LMS	TAL BUF
TCLP	Prep	3510C			611461	01/12/22 09:09	JMP	TAL BUF
TCLP	Analysis	8270D		1	611536	01/12/22 19:37	PJQ	TAL BUF
TCLP	Leach	1311			610936	01/10/22 08:46	LMS	TAL BUF
TCLP	Prep	3510C			611409	01/11/22 15:23	CMC	TAL BUF
TCLP	Analysis	8081B		1	611440	01/12/22 11:25	JLS	TAL BUF
TCLP	Leach	1311			610936	01/10/22 08:46	LMS	TAL BUF
TCLP	Prep	8151A			611340	01/11/22 11:21	JMP	TAL BUF
TCLP	Analysis	8151		1	611470	01/12/22 17:32	MAN	TAL BUF
TCLP	Leach	1311			610936	01/10/22 08:46	LMS	TAL BUF
TCLP	Prep	3010A			611362	01/11/22 11:24	ADM	TAL BUF
TCLP	Analysis	6010C		1	611501	01/11/22 21:19	LMH	TAL BUF
TCLP	Leach	1311			610936	01/10/22 08:46	LMS	TAL BUF
TCLP	Prep	7470A			611377	01/11/22 12:54	BMB	TAL BUF
TCLP	Analysis	7470A		1	611421	01/11/22 16:11	BMB	TAL BUF
Total/NA	Analysis	1010A		1	611590	01/12/22 20:39	EJL	TAL BUF
Total/NA	Prep	7.3.3			611097	01/07/22 08:30	JGO	TAL BUF
Total/NA	Analysis	9012		1	611131	01/07/22 16:37	JGO	TAL BUF
Total/NA	Prep	7.3.4			611112	01/07/22 08:30	JGO	TAL BUF
Total/NA	Analysis	9034		1	611113	01/07/22 14:00	JGO	TAL BUF
Total/NA	Analysis	9045C		1	611136	01/07/22 14:05	CSS	TAL BUF
Total/NA	Analysis	Moisture		1	610558	12/30/21 17:02	IMZ	TAL BUF

Client Sample ID: PF26

Lab Sample ID: 480-193838-26
Date Collected: 12/28/21 11:36
Matrix: Solid
Date Received: 12/29/21 11:25
Percent Solids: 89.8

Prep Type	Batch Type	Batch Method	Run	Dilution Factor	Batch Number	Prepared or Analyzed	Analyst	Lab
Total/NA	Prep	5035A_H			610919	01/06/22 07:10	JLS	TAL BUF
Total/NA	Analysis	8015D		1	610933	01/06/22 16:25	JLS	TAL BUF
Total/NA	Prep	3550C			610684	01/04/22 08:14	VXF	TAL BUF
Total/NA	Analysis	8015D		1	610807	01/05/22 22:32	MAN	TAL BUF
Total/NA	Prep	3550C			610615	01/03/22 08:48	VXF	TAL BUF
Total/NA	Analysis	8082A		1	610753	01/04/22 19:19	NC	TAL BUF

Lab Chronicle

Client: Brydges Engineering in Environment & Energy DPC
Project/Site: Pilgrim Village Family

Job ID: 480-193838-1

Client Sample ID: PF27
Date Collected: 12/28/21 11:42
Date Received: 12/29/21 11:25

Lab Sample ID: 480-193838-27
Matrix: Solid

Prep Type	Batch Type	Batch Method	Run	Dilution Factor	Batch Number	Prepared or Analyzed	Analyst	Lab
TCLP	Leach	1311			611186	01/10/22 08:58	LMS	TAL BUF
TCLP	Analysis	8260C		10	611328	01/11/22 16:58	CRL	TAL BUF
TCLP	Leach	1311			610936	01/10/22 08:46	LMS	TAL BUF
TCLP	Prep	3510C			611461	01/12/22 09:09	JMP	TAL BUF
TCLP	Analysis	8270D		1	611536	01/12/22 20:01	PJQ	TAL BUF
TCLP	Leach	1311			610936	01/10/22 08:46	LMS	TAL BUF
TCLP	Prep	3510C			611409	01/11/22 15:23	CMC	TAL BUF
TCLP	Analysis	8081B		1	611440	01/12/22 11:45	JLS	TAL BUF
TCLP	Leach	1311			610936	01/10/22 08:46	LMS	TAL BUF
TCLP	Prep	8151A			611340	01/11/22 11:21	JMP	TAL BUF
TCLP	Analysis	8151		1	611470	01/12/22 18:31	MAN	TAL BUF
TCLP	Leach	1311			610936	01/10/22 08:46	LMS	TAL BUF
TCLP	Prep	3010A			611362	01/11/22 11:24	ADM	TAL BUF
TCLP	Analysis	6010C		1	611501	01/11/22 21:23	LMH	TAL BUF
TCLP	Leach	1311			610936	01/10/22 08:46	LMS	TAL BUF
TCLP	Prep	7470A			611377	01/11/22 12:54	BMB	TAL BUF
TCLP	Analysis	7470A		1	611421	01/11/22 16:13	BMB	TAL BUF
Total/NA	Analysis	1010A		1	611591	01/12/22 20:45	EJL	TAL BUF
Total/NA	Prep	7.3.3			611097	01/07/22 08:30	JGO	TAL BUF
Total/NA	Analysis	9012		1	611131	01/07/22 16:39	JGO	TAL BUF
Total/NA	Prep	7.3.4			611112	01/07/22 08:30	JGO	TAL BUF
Total/NA	Analysis	9034		1	611113	01/07/22 14:00	JGO	TAL BUF
Total/NA	Analysis	9045C		1	611136	01/07/22 14:05	CSS	TAL BUF
Total/NA	Analysis	Moisture		1	610558	12/30/21 17:02	IMZ	TAL BUF

Client Sample ID: PF27
Date Collected: 12/28/21 11:42
Date Received: 12/29/21 11:25

Lab Sample ID: 480-193838-27
Matrix: Solid
Percent Solids: 87.4

Prep Type	Batch Type	Batch Method	Run	Dilution Factor	Batch Number	Prepared or Analyzed	Analyst	Lab
Total/NA	Prep	5035A_H			610919	01/06/22 07:10	JLS	TAL BUF
Total/NA	Analysis	8015D		1	610933	01/06/22 17:01	JLS	TAL BUF
Total/NA	Prep	3550C			610684	01/04/22 08:14	VXF	TAL BUF
Total/NA	Analysis	8015D		1	610807	01/05/22 23:07	MAN	TAL BUF
Total/NA	Prep	3550C			610615	01/03/22 08:48	VXF	TAL BUF
Total/NA	Analysis	8082A		1	610753	01/04/22 19:57	NC	TAL BUF

Client Sample ID: PF28
Date Collected: 12/28/21 11:48
Date Received: 12/29/21 11:25

Lab Sample ID: 480-193838-28
Matrix: Solid

Prep Type	Batch Type	Batch Method	Run	Dilution Factor	Batch Number	Prepared or Analyzed	Analyst	Lab
TCLP	Leach	1311			611186	01/10/22 08:58	LMS	TAL BUF
TCLP	Analysis	8260C		10	611328	01/11/22 17:21	CRL	TAL BUF

Lab Chronicle

Client: Brydges Engineering in Environment & Energy DPC
Project/Site: Pilgrim Village Family

Job ID: 480-193838-1

Client Sample ID: PF28
Date Collected: 12/28/21 11:48
Date Received: 12/29/21 11:25

Lab Sample ID: 480-193838-28
Matrix: Solid

Prep Type	Batch Type	Batch Method	Run	Dilution Factor	Batch Number	Prepared or Analyzed	Analyst	Lab
TCLP	Leach	1311			610936	01/10/22 08:46	LMS	TAL BUF
TCLP	Prep	3510C			611461	01/12/22 09:09	JMP	TAL BUF
TCLP	Analysis	8270D		1	611536	01/12/22 20:25	PJQ	TAL BUF
TCLP	Leach	1311			610936	01/10/22 08:46	LMS	TAL BUF
TCLP	Prep	3510C			611409	01/11/22 15:23	CMC	TAL BUF
TCLP	Analysis	8081B		1	611440	01/12/22 12:05	JLS	TAL BUF
TCLP	Leach	1311			610936	01/10/22 08:46	LMS	TAL BUF
TCLP	Prep	8151A			611340	01/11/22 11:21	JMP	TAL BUF
TCLP	Analysis	8151		1	611470	01/12/22 19:01	MAN	TAL BUF
TCLP	Leach	1311			610936	01/10/22 08:46	LMS	TAL BUF
TCLP	Prep	3010A			611362	01/11/22 11:24	ADM	TAL BUF
TCLP	Analysis	6010C		1	611501	01/11/22 21:27	LMH	TAL BUF
TCLP	Leach	1311			610936	01/10/22 08:46	LMS	TAL BUF
TCLP	Prep	7470A			611377	01/11/22 12:54	BMB	TAL BUF
TCLP	Analysis	7470A		1	611421	01/11/22 16:14	BMB	TAL BUF
Total/NA	Analysis	1010A		1	611027	01/06/22 15:56	EJL	TAL BUF
Total/NA	Prep	7.3.3			611097	01/07/22 08:30	JGO	TAL BUF
Total/NA	Analysis	9012		1	611131	01/07/22 16:40	JGO	TAL BUF
Total/NA	Prep	7.3.4			611112	01/07/22 08:30	JGO	TAL BUF
Total/NA	Analysis	9034		1	611113	01/07/22 14:00	JGO	TAL BUF
Total/NA	Analysis	9045C		1	611136	01/07/22 14:05	CSS	TAL BUF
Total/NA	Analysis	Moisture		1	610558	12/30/21 17:02	IMZ	TAL BUF

Client Sample ID: PF28
Date Collected: 12/28/21 11:48
Date Received: 12/29/21 11:25

Lab Sample ID: 480-193838-28
Matrix: Solid
Percent Solids: 85.2

Prep Type	Batch Type	Batch Method	Run	Dilution Factor	Batch Number	Prepared or Analyzed	Analyst	Lab
Total/NA	Prep	5035A_H			610919	01/06/22 07:10	JLS	TAL BUF
Total/NA	Analysis	8015D		1	610933	01/06/22 17:37	JLS	TAL BUF
Total/NA	Prep	3550C			610684	01/04/22 08:14	VXF	TAL BUF
Total/NA	Analysis	8015D		1	610807	01/05/22 23:43	MAN	TAL BUF
Total/NA	Prep	3550C			610615	01/03/22 08:48	VXF	TAL BUF
Total/NA	Analysis	8082A		1	610753	01/04/22 20:10	NC	TAL BUF

Client Sample ID: PF29
Date Collected: 12/28/21 11:54
Date Received: 12/29/21 11:25

Lab Sample ID: 480-193838-29
Matrix: Solid

Prep Type	Batch Type	Batch Method	Run	Dilution Factor	Batch Number	Prepared or Analyzed	Analyst	Lab
TCLP	Leach	1311			611186	01/10/22 08:58	LMS	TAL BUF
TCLP	Analysis	8260C		10	611328	01/11/22 17:44	CRL	TAL BUF
TCLP	Leach	1311			610936	01/10/22 08:46	LMS	TAL BUF
TCLP	Prep	3510C			611461	01/12/22 09:09	JMP	TAL BUF
TCLP	Analysis	8270D		1	611536	01/12/22 20:49	PJQ	TAL BUF

Lab Chronicle

Client: Brydges Engineering in Environment & Energy DPC
Project/Site: Pilgrim Village Family

Job ID: 480-193838-1

Client Sample ID: PF29

Lab Sample ID: 480-193838-29

Date Collected: 12/28/21 11:54
Matrix: Solid
Date Received: 12/29/21 11:25

Prep Type	Batch Type	Batch Method	Run	Dilution Factor	Batch Number	Prepared or Analyzed	Analyst	Lab
TCLP	Leach	1311			610936	01/10/22 08:46	LMS	TAL BUF
TCLP	Prep	3510C			611409	01/11/22 15:23	CMC	TAL BUF
TCLP	Analysis	8081B		1	611440	01/12/22 12:24	JLS	TAL BUF
TCLP	Leach	1311			610936	01/10/22 08:46	LMS	TAL BUF
TCLP	Prep	8151A			611340	01/11/22 11:21	JMP	TAL BUF
TCLP	Analysis	8151		1	611470	01/12/22 19:31	MAN	TAL BUF
TCLP	Leach	1311			610936	01/10/22 08:46	LMS	TAL BUF
TCLP	Prep	3010A			611362	01/11/22 11:24	ADM	TAL BUF
TCLP	Analysis	6010C		1	611501	01/11/22 21:31	LMH	TAL BUF
TCLP	Leach	1311			610936	01/10/22 08:46	LMS	TAL BUF
TCLP	Prep	7470A			611377	01/11/22 12:54	BMB	TAL BUF
TCLP	Analysis	7470A		1	611421	01/11/22 16:18	BMB	TAL BUF
Total/NA	Analysis	1010A		1	611027	01/06/22 15:56	EJL	TAL BUF
Total/NA	Prep	7.3.3			611097	01/07/22 08:30	JGO	TAL BUF
Total/NA	Analysis	9012		1	611131	01/07/22 16:42	JGO	TAL BUF
Total/NA	Prep	7.3.4			611112	01/07/22 08:30	JGO	TAL BUF
Total/NA	Analysis	9034		1	611113	01/07/22 14:00	JGO	TAL BUF
Total/NA	Analysis	9045C		1	611136	01/07/22 14:05	CSS	TAL BUF
Total/NA	Analysis	Moisture		1	610558	12/30/21 17:02	IMZ	TAL BUF

Client Sample ID: PF29

Lab Sample ID: 480-193838-29

Date Collected: 12/28/21 11:54
Matrix: Solid
Date Received: 12/29/21 11:25
Percent Solids: 82.2

Prep Type	Batch Type	Batch Method	Run	Dilution Factor	Batch Number	Prepared or Analyzed	Analyst	Lab
Total/NA	Prep	5035A_H			610919	01/06/22 07:10	JLS	TAL BUF
Total/NA	Analysis	8015D		1	610933	01/06/22 18:13	JLS	TAL BUF
Total/NA	Prep	3550C			610684	01/04/22 08:14	VXF	TAL BUF
Total/NA	Analysis	8015D		1	610807	01/06/22 00:18	MAN	TAL BUF
Total/NA	Prep	3550C			610615	01/03/22 08:48	VXF	TAL BUF
Total/NA	Analysis	8082A		1	610753	01/04/22 20:23	NC	TAL BUF

Client Sample ID: PF30

Lab Sample ID: 480-193838-30

Date Collected: 12/28/21 12:00
Matrix: Solid
Date Received: 12/29/21 11:25

Prep Type	Batch Type	Batch Method	Run	Dilution Factor	Batch Number	Prepared or Analyzed	Analyst	Lab
TCLP	Leach	1311			611186	01/10/22 08:58	LMS	TAL BUF
TCLP	Analysis	8260C		10	611328	01/11/22 18:07	CRL	TAL BUF
TCLP	Leach	1311			610936	01/10/22 08:46	LMS	TAL BUF
TCLP	Prep	3510C			611461	01/12/22 09:09	JMP	TAL BUF
TCLP	Analysis	8270D		1	611536	01/12/22 21:13	PJQ	TAL BUF
TCLP	Leach	1311			610936	01/10/22 08:46	LMS	TAL BUF
TCLP	Prep	3510C			611409	01/11/22 15:23	CMC	TAL BUF
TCLP	Analysis	8081B		1	611440	01/12/22 12:44	JLS	TAL BUF

Lab Chronicle

Client: Brydges Engineering in Environment & Energy DPC
Project/Site: Pilgrim Village Family

Job ID: 480-193838-1

Client Sample ID: PF30

Lab Sample ID: 480-193838-30

Date Collected: 12/28/21 12:00
Date Received: 12/29/21 11:25
Matrix: Solid

Prep Type	Batch Type	Batch Method	Run	Dilution Factor	Batch Number	Prepared or Analyzed	Analyst	Lab
TCLP	Leach	1311			610936	01/10/22 08:46	LMS	TAL BUF
TCLP	Prep	8151A			611340	01/11/22 11:21	JMP	TAL BUF
TCLP	Analysis	8151		1	611470	01/12/22 20:00	MAN	TAL BUF
TCLP	Leach	1311			610936	01/10/22 08:46	LMS	TAL BUF
TCLP	Prep	3010A			611362	01/11/22 11:24	ADM	TAL BUF
TCLP	Analysis	6010C		1	611501	01/11/22 21:35	LMH	TAL BUF
TCLP	Leach	1311			610936	01/10/22 08:46	LMS	TAL BUF
TCLP	Prep	7470A			611377	01/11/22 12:54	BMB	TAL BUF
TCLP	Analysis	7470A		1	611421	01/11/22 16:19	BMB	TAL BUF
Total/NA	Analysis	1010A		1	611028	01/06/22 16:07	EJL	TAL BUF
Total/NA	Prep	7.3.3			611280	01/10/22 09:00	MJB	TAL BUF
Total/NA	Analysis	9012		1	611397	01/11/22 11:52	JGO	TAL BUF
Total/NA	Prep	7.3.4			611281	01/10/22 09:00	MJB	TAL BUF
Total/NA	Analysis	9034		1	611284	01/10/22 15:18	MJB	TAL BUF
Total/NA	Analysis	9045C		1	611136	01/07/22 14:05	CSS	TAL BUF
Total/NA	Analysis	Moisture		1	610558	12/30/21 17:02	IMZ	TAL BUF

Client Sample ID: PF30

Lab Sample ID: 480-193838-30

Date Collected: 12/28/21 12:00
Date Received: 12/29/21 11:25
Matrix: Solid
Percent Solids: 84.2

Prep Type	Batch Type	Batch Method	Run	Dilution Factor	Batch Number	Prepared or Analyzed	Analyst	Lab
Total/NA	Prep	5035A_H			610919	01/06/22 07:10	JLS	TAL BUF
Total/NA	Analysis	8015D		1	610933	01/06/22 18:49	JLS	TAL BUF
Total/NA	Prep	3550C			610684	01/04/22 08:14	VXF	TAL BUF
Total/NA	Analysis	8015D		1	610807	01/06/22 00:54	MAN	TAL BUF
Total/NA	Prep	3550C			610615	01/03/22 08:48	VXF	TAL BUF
Total/NA	Analysis	8082A		1	610753	01/04/22 20:36	NC	TAL BUF

Client Sample ID: PF31

Lab Sample ID: 480-193838-31

Date Collected: 12/28/21 12:36
Date Received: 12/29/21 11:25
Matrix: Solid

Prep Type	Batch Type	Batch Method	Run	Dilution Factor	Batch Number	Prepared or Analyzed	Analyst	Lab
TCLP	Leach	1311			611186	01/10/22 08:58	LMS	TAL BUF
TCLP	Analysis	8260C		10	611328	01/11/22 18:30	CRL	TAL BUF
TCLP	Leach	1311			610936	01/10/22 08:46	LMS	TAL BUF
TCLP	Prep	3510C			611461	01/12/22 09:09	JMP	TAL BUF
TCLP	Analysis	8270D		1	611536	01/12/22 21:37	PJQ	TAL BUF
TCLP	Leach	1311			610936	01/10/22 08:46	LMS	TAL BUF
TCLP	Prep	3510C			611409	01/11/22 15:23	CMC	TAL BUF
TCLP	Analysis	8081B		1	611440	01/12/22 13:04	JLS	TAL BUF
TCLP	Leach	1311			610936	01/10/22 08:46	LMS	TAL BUF
TCLP	Prep	8151A			611340	01/11/22 11:21	JMP	TAL BUF
TCLP	Analysis	8151		1	611470	01/12/22 20:30	MAN	TAL BUF

Lab Chronicle

Client: Brydges Engineering in Environment & Energy DPC
Project/Site: Pilgrim Village Family

Job ID: 480-193838-1

Client Sample ID: PF31

Lab Sample ID: 480-193838-31

Date Collected: 12/28/21 12:36
Date Received: 12/29/21 11:25

Matrix: Solid

Prep Type	Batch Type	Batch Method	Run	Dilution Factor	Batch Number	Prepared or Analyzed	Analyst	Lab
TCLP	Leach	1311			610936	01/10/22 08:46	LMS	TAL BUF
TCLP	Prep	3010A			611362	01/11/22 11:24	ADM	TAL BUF
TCLP	Analysis	6010C		1	611501	01/11/22 21:39	LMH	TAL BUF
TCLP	Leach	1311			610936	01/10/22 08:46	LMS	TAL BUF
TCLP	Prep	7470A			611377	01/11/22 12:54	BMB	TAL BUF
TCLP	Analysis	7470A		1	611421	01/11/22 16:20	BMB	TAL BUF
Total/NA	Analysis	1010A		1	611028	01/06/22 16:07	EJL	TAL BUF
Total/NA	Prep	7.3.3			611280	01/10/22 09:00	MJB	TAL BUF
Total/NA	Analysis	9012		1	611397	01/11/22 11:54	JGO	TAL BUF
Total/NA	Prep	7.3.4			611281	01/10/22 09:00	MJB	TAL BUF
Total/NA	Analysis	9034		1	611284	01/10/22 15:18	MJB	TAL BUF
Total/NA	Analysis	9045C		1	611136	01/07/22 14:05	CSS	TAL BUF
Total/NA	Analysis	Moisture		1	610558	12/30/21 17:02	IMZ	TAL BUF

Client Sample ID: PF31

Lab Sample ID: 480-193838-31

Date Collected: 12/28/21 12:36
Date Received: 12/29/21 11:25

Matrix: Solid
Percent Solids: 89.1

Prep Type	Batch Type	Batch Method	Run	Dilution Factor	Batch Number	Prepared or Analyzed	Analyst	Lab
Total/NA	Prep	5035A_H			610919	01/06/22 07:10	JLS	TAL BUF
Total/NA	Analysis	8015D		1	610933	01/06/22 20:01	JLS	TAL BUF
Total/NA	Prep	3550C			610684	01/04/22 08:14	VXF	TAL BUF
Total/NA	Analysis	8015D		1	610807	01/06/22 02:05	MAN	TAL BUF
Total/NA	Prep	3550C			610615	01/03/22 08:48	VXF	TAL BUF
Total/NA	Analysis	8082A		1	610753	01/04/22 20:48	NC	TAL BUF

Client Sample ID: PF32

Lab Sample ID: 480-193838-32

Date Collected: 12/28/21 12:42
Date Received: 12/29/21 11:25

Matrix: Solid

Prep Type	Batch Type	Batch Method	Run	Dilution Factor	Batch Number	Prepared or Analyzed	Analyst	Lab
TCLP	Leach	1311			611186	01/10/22 08:58	LMS	TAL BUF
TCLP	Analysis	8260C		10	611328	01/11/22 18:53	CRL	TAL BUF
TCLP	Leach	1311			610936	01/10/22 08:46	LMS	TAL BUF
TCLP	Prep	3510C			611461	01/12/22 09:09	JMP	TAL BUF
TCLP	Analysis	8270D		1	611536	01/12/22 22:01	PJQ	TAL BUF
TCLP	Leach	1311			610936	01/10/22 08:46	LMS	TAL BUF
TCLP	Prep	3510C			611409	01/11/22 15:23	CMC	TAL BUF
TCLP	Analysis	8081B		1	611440	01/12/22 13:23	JLS	TAL BUF
TCLP	Leach	1311			610936	01/10/22 08:46	LMS	TAL BUF
TCLP	Prep	8151A			611340	01/11/22 11:21	JMP	TAL BUF
TCLP	Analysis	8151		1	611470	01/12/22 21:00	MAN	TAL BUF
TCLP	Leach	1311			610936	01/10/22 08:46	LMS	TAL BUF
TCLP	Prep	3010A			611362	01/11/22 11:24	ADM	TAL BUF
TCLP	Analysis	6010C		1	611501	01/11/22 21:43	LMH	TAL BUF

Lab Chronicle

Client: Brydges Engineering in Environment & Energy DPC
Project/Site: Pilgrim Village Family

Job ID: 480-193838-1

Client Sample ID: PF32

Lab Sample ID: 480-193838-32

Date Collected: 12/28/21 12:42
Date Received: 12/29/21 11:25

Matrix: Solid

Prep Type	Batch Type	Batch Method	Run	Dilution Factor	Batch Number	Prepared or Analyzed	Analyst	Lab
TCLP	Leach	1311			610936	01/10/22 08:46	LMS	TAL BUF
TCLP	Prep	7470A			611377	01/11/22 12:54	BMB	TAL BUF
TCLP	Analysis	7470A		1	611421	01/11/22 16:22	BMB	TAL BUF
Total/NA	Analysis	1010A		1	611027	01/06/22 15:56	EJL	TAL BUF
Total/NA	Prep	7.3.3			611280	01/10/22 09:00	MJB	TAL BUF
Total/NA	Analysis	9012		1	611397	01/11/22 11:55	JGO	TAL BUF
Total/NA	Prep	7.3.4			611281	01/10/22 09:00	MJB	TAL BUF
Total/NA	Analysis	9034		1	611284	01/10/22 15:18	MJB	TAL BUF
Total/NA	Analysis	9045C		1	611136	01/07/22 14:05	CSS	TAL BUF
Total/NA	Analysis	Moisture		1	610558	12/30/21 17:02	IMZ	TAL BUF

Client Sample ID: PF32

Lab Sample ID: 480-193838-32

Date Collected: 12/28/21 12:42
Date Received: 12/29/21 11:25

Matrix: Solid
Percent Solids: 89.5

Prep Type	Batch Type	Batch Method	Run	Dilution Factor	Batch Number	Prepared or Analyzed	Analyst	Lab
Total/NA	Prep	5035A_H			610919	01/06/22 07:10	JLS	TAL BUF
Total/NA	Analysis	8015D		1	610933	01/06/22 20:37	JLS	TAL BUF
Total/NA	Prep	3550C			610684	01/04/22 08:14	VXF	TAL BUF
Total/NA	Analysis	8015D		1	610807	01/06/22 02:40	MAN	TAL BUF
Total/NA	Prep	3550C			610681	01/04/22 07:12	SMP	TAL BUF
Total/NA	Analysis	8082A		1	610823	01/05/22 16:25	W1T	TAL BUF

Client Sample ID: PF33

Lab Sample ID: 480-193838-33

Date Collected: 12/28/21 12:48
Date Received: 12/29/21 11:25

Matrix: Solid

Prep Type	Batch Type	Batch Method	Run	Dilution Factor	Batch Number	Prepared or Analyzed	Analyst	Lab
TCLP	Leach	1311			611186	01/10/22 08:58	LMS	TAL BUF
TCLP	Analysis	8260C		10	611328	01/11/22 19:16	CRL	TAL BUF
TCLP	Leach	1311			610936	01/10/22 08:46	LMS	TAL BUF
TCLP	Prep	3510C			611461	01/12/22 09:09	JMP	TAL BUF
TCLP	Analysis	8270D		1	611536	01/12/22 22:25	PJQ	TAL BUF
TCLP	Leach	1311			610936	01/10/22 08:46	LMS	TAL BUF
TCLP	Prep	3510C			611409	01/11/22 15:23	CMC	TAL BUF
TCLP	Analysis	8081B		1	611440	01/12/22 13:43	JLS	TAL BUF
TCLP	Leach	1311			610936	01/10/22 08:46	LMS	TAL BUF
TCLP	Prep	8151A			611340	01/11/22 11:21	JMP	TAL BUF
TCLP	Analysis	8151		1	611470	01/12/22 21:29	MAN	TAL BUF
TCLP	Leach	1311			610936	01/10/22 08:46	LMS	TAL BUF
TCLP	Prep	3010A			611362	01/11/22 11:24	ADM	TAL BUF
TCLP	Analysis	6010C		1	611501	01/11/22 21:47	LMH	TAL BUF
TCLP	Leach	1311			610936	01/10/22 08:46	LMS	TAL BUF
TCLP	Prep	7470A			611377	01/11/22 12:54	BMB	TAL BUF
TCLP	Analysis	7470A		1	611421	01/11/22 16:23	BMB	TAL BUF

Lab Chronicle

Client: Brydges Engineering in Environment & Energy DPC
Project/Site: Pilgrim Village Family

Job ID: 480-193838-1

Client Sample ID: PF33

Lab Sample ID: 480-193838-33

Date Collected: 12/28/21 12:48
Matrix: Solid
Date Received: 12/29/21 11:25

Prep Type	Batch Type	Batch Method	Run	Dilution Factor	Batch Number	Prepared or Analyzed	Analyst	Lab
Total/NA	Analysis	1010A		1	611028	01/06/22 16:07	EJL	TAL BUF
Total/NA	Prep	7.3.3			611280	01/10/22 09:00	MJB	TAL BUF
Total/NA	Analysis	9012		1	611397	01/11/22 11:56	JGO	TAL BUF
Total/NA	Prep	7.3.4			611281	01/10/22 09:00	MJB	TAL BUF
Total/NA	Analysis	9034		1	611284	01/10/22 15:18	MJB	TAL BUF
Total/NA	Analysis	9045C		1	611136	01/07/22 14:05	CSS	TAL BUF
Total/NA	Analysis	Moisture		1	610558	12/30/21 17:02	IMZ	TAL BUF

Client Sample ID: PF33

Lab Sample ID: 480-193838-33

Date Collected: 12/28/21 12:48
Matrix: Solid
Date Received: 12/29/21 11:25
Percent Solids: 89.1

Prep Type	Batch Type	Batch Method	Run	Dilution Factor	Batch Number	Prepared or Analyzed	Analyst	Lab
Total/NA	Prep	5035A_H			610919	01/06/22 07:10	JLS	TAL BUF
Total/NA	Analysis	8015D		1	610933	01/06/22 21:13	JLS	TAL BUF
Total/NA	Prep	3550C			610684	01/04/22 08:14	VXF	TAL BUF
Total/NA	Analysis	8015D		1	610807	01/06/22 03:16	MAN	TAL BUF
Total/NA	Prep	3550C			610681	01/04/22 07:12	SMP	TAL BUF
Total/NA	Analysis	8082A		1	610823	01/05/22 16:38	W1T	TAL BUF

Client Sample ID: PF34

Lab Sample ID: 480-193838-34

Date Collected: 12/28/21 12:54
Matrix: Solid
Date Received: 12/29/21 11:25

Prep Type	Batch Type	Batch Method	Run	Dilution Factor	Batch Number	Prepared or Analyzed	Analyst	Lab
TCLP	Leach	1311			611186	01/10/22 08:58	LMS	TAL BUF
TCLP	Analysis	8260C		10	611328	01/11/22 19:39	CRL	TAL BUF
TCLP	Leach	1311			610936	01/10/22 08:46	LMS	TAL BUF
TCLP	Prep	3510C			611461	01/12/22 09:09	JMP	TAL BUF
TCLP	Analysis	8270D		1	611536	01/12/22 22:49	PJQ	TAL BUF
TCLP	Leach	1311			610936	01/10/22 08:46	LMS	TAL BUF
TCLP	Prep	3510C			611409	01/11/22 15:23	CMC	TAL BUF
TCLP	Analysis	8081B		1	611440	01/12/22 14:03	JLS	TAL BUF
TCLP	Leach	1311			610936	01/10/22 08:46	LMS	TAL BUF
TCLP	Prep	8151A			611340	01/11/22 11:21	JMP	TAL BUF
TCLP	Analysis	8151		1	611470	01/12/22 21:59	MAN	TAL BUF
TCLP	Leach	1311			610936	01/10/22 08:46	LMS	TAL BUF
TCLP	Prep	3010A			611362	01/11/22 11:24	ADM	TAL BUF
TCLP	Analysis	6010C		1	611501	01/11/22 22:02	LMH	TAL BUF
TCLP	Leach	1311			610936	01/10/22 08:46	LMS	TAL BUF
TCLP	Prep	7470A			611377	01/11/22 12:54	BMB	TAL BUF
TCLP	Analysis	7470A		1	611421	01/11/22 16:25	BMB	TAL BUF
Total/NA	Analysis	1010A		1	611128	01/07/22 16:27	EJL	TAL BUF
Total/NA	Prep	7.3.3			611280	01/10/22 09:00	MJB	TAL BUF
Total/NA	Analysis	9012		1	611397	01/11/22 12:01	JGO	TAL BUF

Lab Chronicle

Client: Brydges Engineering in Environment & Energy DPC
Project/Site: Pilgrim Village Family

Job ID: 480-193838-1

Client Sample ID: PF34

Lab Sample ID: 480-193838-34
Date Collected: 12/28/21 12:54
Matrix: Solid
Date Received: 12/29/21 11:25

Prep Type	Batch Type	Batch Method	Run	Dilution Factor	Batch Number	Prepared or Analyzed	Analyst	Lab
Total/NA	Prep	7.3.4			611281	01/10/22 09:00	MJB	TAL BUF
Total/NA	Analysis	9034		1	611284	01/10/22 15:18	MJB	TAL BUF
Total/NA	Analysis	9045C		1	611136	01/07/22 14:05	CSS	TAL BUF
Total/NA	Analysis	Moisture		1	610558	12/30/21 17:02	IMZ	TAL BUF

Client Sample ID: PF34

Lab Sample ID: 480-193838-34
Date Collected: 12/28/21 12:54
Matrix: Solid
Date Received: 12/29/21 11:25
Percent Solids: 88.2

Prep Type	Batch Type	Batch Method	Run	Dilution Factor	Batch Number	Prepared or Analyzed	Analyst	Lab
Total/NA	Prep	5035A_H			610919	01/06/22 07:10	JLS	TAL BUF
Total/NA	Analysis	8015D		1	610933	01/06/22 21:49	JLS	TAL BUF
Total/NA	Prep	3550C			610684	01/04/22 08:14	VXF	TAL BUF
Total/NA	Analysis	8015D		1	610807	01/06/22 03:51	MAN	TAL BUF
Total/NA	Prep	3550C			610681	01/04/22 07:12	SMP	TAL BUF
Total/NA	Analysis	8082A		1	610823	01/05/22 16:51	W1T	TAL BUF

Client Sample ID: PF35

Lab Sample ID: 480-193838-35
Date Collected: 12/28/21 13:00
Matrix: Solid
Date Received: 12/29/21 11:25

Prep Type	Batch Type	Batch Method	Run	Dilution Factor	Batch Number	Prepared or Analyzed	Analyst	Lab
TCLP	Leach	1311			611186	01/10/22 08:58	LMS	TAL BUF
TCLP	Analysis	8260C		10	611328	01/11/22 20:03	CRL	TAL BUF
TCLP	Leach	1311			610936	01/10/22 08:46	LMS	TAL BUF
TCLP	Prep	3510C			611461	01/12/22 09:09	JMP	TAL BUF
TCLP	Analysis	8270D		1	611536	01/12/22 23:13	PJQ	TAL BUF
TCLP	Leach	1311			610936	01/10/22 08:46	LMS	TAL BUF
TCLP	Prep	3510C			611409	01/11/22 15:23	CMC	TAL BUF
TCLP	Analysis	8081B		1	611440	01/12/22 14:23	JLS	TAL BUF
TCLP	Leach	1311			610936	01/10/22 08:46	LMS	TAL BUF
TCLP	Prep	8151A			611340	01/11/22 11:21	JMP	TAL BUF
TCLP	Analysis	8151		1	611470	01/12/22 22:28	MAN	TAL BUF
TCLP	Leach	1311			610936	01/10/22 08:46	LMS	TAL BUF
TCLP	Prep	3010A			611362	01/11/22 11:24	ADM	TAL BUF
TCLP	Analysis	6010C		1	611501	01/11/22 22:06	LMH	TAL BUF
TCLP	Leach	1311			610936	01/10/22 08:46	LMS	TAL BUF
TCLP	Prep	7470A			611377	01/11/22 12:54	BMB	TAL BUF
TCLP	Analysis	7470A		1	611421	01/11/22 16:26	BMB	TAL BUF
Total/NA	Analysis	1010A		1	611125	01/07/22 16:08	EJL	TAL BUF
Total/NA	Prep	7.3.3			611280	01/10/22 09:00	MJB	TAL BUF
Total/NA	Analysis	9012		1	611397	01/11/22 12:02	JGO	TAL BUF
Total/NA	Prep	7.3.4			611281	01/10/22 09:00	MJB	TAL BUF
Total/NA	Analysis	9034		1	611284	01/10/22 15:18	MJB	TAL BUF
Total/NA	Analysis	9045C		1	611136	01/07/22 14:05	CSS	TAL BUF

Lab Chronicle

Client: Brydges Engineering in Environment & Energy DPC
Project/Site: Pilgrim Village Family

Job ID: 480-193838-1

Client Sample ID: PF35
Date Collected: 12/28/21 13:00
Date Received: 12/29/21 11:25

Lab Sample ID: 480-193838-35
Matrix: Solid

Prep Type	Batch Type	Batch Method	Run	Dilution Factor	Batch Number	Prepared or Analyzed	Analyst	Lab
Total/NA	Analysis	Moisture		1	610558	12/30/21 17:02	IMZ	TAL BUF

Client Sample ID: PF35
Date Collected: 12/28/21 13:00
Date Received: 12/29/21 11:25

Lab Sample ID: 480-193838-35
Matrix: Solid
Percent Solids: 87.4

Prep Type	Batch Type	Batch Method	Run	Dilution Factor	Batch Number	Prepared or Analyzed	Analyst	Lab
Total/NA	Prep	5035A_H			610919	01/06/22 07:10	JLS	TAL BUF
Total/NA	Analysis	8015D		1	610933	01/06/22 22:24	JLS	TAL BUF
Total/NA	Prep	3550C			610684	01/04/22 08:14	VXF	TAL BUF
Total/NA	Analysis	8015D		1	610807	01/06/22 04:26	MAN	TAL BUF
Total/NA	Prep	3550C			610681	01/04/22 07:12	SMP	TAL BUF
Total/NA	Analysis	8082A		1	610823	01/05/22 17:04	W1T	TAL BUF

Client Sample ID: PF36
Date Collected: 12/28/21 13:06
Date Received: 12/29/21 11:25

Lab Sample ID: 480-193838-36
Matrix: Solid

Prep Type	Batch Type	Batch Method	Run	Dilution Factor	Batch Number	Prepared or Analyzed	Analyst	Lab
TCLP	Leach	1311			611186	01/10/22 08:58	LMS	TAL BUF
TCLP	Analysis	8260C		10	611328	01/11/22 20:26	CRL	TAL BUF
TCLP	Leach	1311			610936	01/10/22 08:46	LMS	TAL BUF
TCLP	Prep	3510C			611461	01/12/22 09:09	JMP	TAL BUF
TCLP	Analysis	8270D		1	611536	01/12/22 23:37	PJQ	TAL BUF
TCLP	Leach	1311			610936	01/10/22 08:46	LMS	TAL BUF
TCLP	Prep	3510C			611409	01/11/22 15:23	CMC	TAL BUF
TCLP	Analysis	8081B		1	611440	01/12/22 14:42	JLS	TAL BUF
TCLP	Leach	1311			610936	01/10/22 08:46	LMS	TAL BUF
TCLP	Prep	8151A			611340	01/11/22 11:21	JMP	TAL BUF
TCLP	Analysis	8151		1	611470	01/12/22 22:58	MAN	TAL BUF
TCLP	Leach	1311			610936	01/10/22 08:46	LMS	TAL BUF
TCLP	Prep	3010A			611362	01/11/22 11:24	ADM	TAL BUF
TCLP	Analysis	6010C		1	611501	01/11/22 22:26	LMH	TAL BUF
TCLP	Leach	1311			610936	01/10/22 08:46	LMS	TAL BUF
TCLP	Prep	7470A			611377	01/11/22 12:54	BMB	TAL BUF
TCLP	Analysis	7470A		1	611421	01/11/22 16:34	BMB	TAL BUF
Total/NA	Analysis	1010A		1	611125	01/07/22 16:08	EJL	TAL BUF
Total/NA	Prep	7.3.3			611280	01/10/22 09:00	MJB	TAL BUF
Total/NA	Analysis	9012		1	611397	01/11/22 12:04	JGO	TAL BUF
Total/NA	Prep	7.3.4			611281	01/10/22 09:00	MJB	TAL BUF
Total/NA	Analysis	9034		1	611284	01/10/22 15:18	MJB	TAL BUF
Total/NA	Analysis	9045C		1	611136	01/07/22 14:05	CSS	TAL BUF
Total/NA	Analysis	Moisture		1	610558	12/30/21 17:02	IMZ	TAL BUF

Lab Chronicle

Client: Brydges Engineering in Environment & Energy DPC
Project/Site: Pilgrim Village Family

Job ID: 480-193838-1

Client Sample ID: PF36

Date Collected: 12/28/21 13:06
Date Received: 12/29/21 11:25

Lab Sample ID: 480-193838-36

Matrix: Solid
Percent Solids: 87.4

Prep Type	Batch Type	Batch Method	Run	Dilution Factor	Batch Number	Prepared or Analyzed	Analyst	Lab
Total/NA	Prep	5035A_H			610919	01/06/22 07:10	JLS	TAL BUF
Total/NA	Analysis	8015D		1	610933	01/06/22 23:00	JLS	TAL BUF
Total/NA	Prep	3550C			610684	01/04/22 08:14	VXF	TAL BUF
Total/NA	Analysis	8015D		1	610807	01/06/22 05:02	MAN	TAL BUF
Total/NA	Prep	3550C			610681	01/04/22 07:12	SMP	TAL BUF
Total/NA	Analysis	8082A		1	610823	01/05/22 17:17	W1T	TAL BUF

Laboratory References:

TAL BUF = Eurofins Buffalo, 10 Hazelwood Drive, Amherst, NY 14228-2298, TEL (716)691-2600

Accreditation/Certification Summary

Client: Brydges Engineering in Environment & Energy DPC
Job ID: 480-193838-1
Project/Site: Pilgrim Village Family

Laboratory: Eurofins Buffalo

Unless otherwise noted, all analytes for this laboratory were covered under each accreditation/certification below.

Authority	Program	Identification Number	Expiration Date
New York	NELAP	10026	04-01-22

The following analytes are included in this report, but the laboratory is not certified by the governing authority. This list may include analytes for which the agency does not offer certification.

Analysis Method	Prep Method	Matrix	Analyte
7470A	7470A	Solid	Mercury
9012	7.3.3	Solid	Cyanide, Reactive
9034	7.3.4	Solid	Sulfide, Reactive
9045C		Solid	pH
9045C		Solid	Temperature
Moisture		Solid	Percent Moisture
Moisture		Solid	Percent Solids

Method Summary

Client: Brydges Engineering in Environment & Energy DPC
Project/Site: Pilgrim Village Family

Job ID: 480-193838-1

Method	Method Description	Protocol	Laboratory
8260C	TCLP Volatiles	SW846	TAL BUF
8270D	Semivolatile Organic Compounds (GC/MS)	SW846	TAL BUF
8015D	Gasoline Range Organics (GRO) (GC)	SW846	TAL BUF
8015D	Diesel Range Organics (DRO) (GC)	SW846	TAL BUF
8081B	Organochlorine Pesticides (GC)	SW846	TAL BUF
8082A	Polychlorinated Biphenyls (PCBs) by Gas Chromatography	SW846	TAL BUF
8151	TCLP Herbicides	SW846	TAL BUF
6010C	Metals (ICP)	SW846	TAL BUF
7470A	TCLP Mercury	SW846	TAL BUF
1010A	Ignitability, Pensky-Martens Closed-Cup Method	SW846	TAL BUF
9012	Cyanide, Reactive	SW846	TAL BUF
9034	Sulfide, Reactive	SW846	TAL BUF
9045C	pH	SW846	TAL BUF
Moisture	Percent Moisture	EPA	TAL BUF
1311	TCLP Extraction	SW846	TAL BUF
3010A	Preparation, Total Metals	SW846	TAL BUF
3510C	Liquid-Liquid Extraction (Separatory Funnel)	SW846	TAL BUF
3550C	Ultrasonic Extraction	SW846	TAL BUF
5030C	Purge and Trap	SW846	TAL BUF
5035A_H	Closed System Purge and Trap	SW846	TAL BUF
7.3.3	Cyanide, Reactive	SW846	TAL BUF
7.3.4	Sulfide, Reactive	SW846	TAL BUF
7470A	Preparation, Mercury	SW846	TAL BUF
8151A	Extraction (Herbicides)	SW846	TAL BUF

Protocol References:

EPA = US Environmental Protection Agency

SW846 = "Test Methods For Evaluating Solid Waste, Physical/Chemical Methods", Third Edition, November 1986 And Its Updates.

Laboratory References:

TAL BUF = Eurofins Buffalo, 10 Hazelwood Drive, Amherst, NY 14228-2298, TEL (716)691-2600

Sample Summary

Client: Brydges Engineering in Environment & Energy DPC
Project/Site: Pilgrim Village Family

Job ID: 480-193838-1

Lab Sample ID	Client Sample ID	Matrix	Collected	Received
480-193838-1	PF1	Solid	12/28/21 09:06	12/29/21 11:25
480-193838-2	PF2	Solid	12/28/21 09:12	12/29/21 11:25
480-193838-3	PF3	Solid	12/28/21 09:18	12/29/21 11:25
480-193838-4	PF4	Solid	12/28/21 09:22	12/29/21 11:25
480-193838-5	PF5	Solid	12/28/21 09:30	12/29/21 11:25
480-193838-6	PF6	Solid	12/28/21 09:36	12/29/21 11:25
480-193838-7	PF7	Solid	12/28/21 09:42	12/29/21 11:25
480-193838-8	PF8	Solid	12/28/21 09:48	12/29/21 11:25
480-193838-9	PF9	Solid	12/28/21 09:54	12/29/21 11:25
480-193838-10	PF10	Solid	12/28/21 10:00	12/29/21 11:25
480-193838-11	PF11	Solid	12/28/21 10:06	12/29/21 11:25
480-193838-12	PF12	Solid	12/28/21 10:12	12/29/21 11:25
480-193838-13	PF13	Solid	12/28/21 10:18	12/29/21 11:25
480-193838-14	PF14	Solid	12/28/21 10:24	12/29/21 11:25
480-193838-15	PF15	Solid	12/28/21 10:30	12/29/21 11:25
480-193838-16	PF16	Solid	12/28/21 10:36	12/29/21 11:25
480-193838-17	PF17	Solid	12/28/21 10:42	12/29/21 11:25
480-193838-18	PF18	Solid	12/28/21 10:48	12/29/21 11:25
480-193838-19	PF19	Solid	12/28/21 10:54	12/29/21 11:25
480-193838-20	PF20	Solid	12/28/21 11:00	12/29/21 11:25
480-193838-21	PF21	Solid	12/28/21 11:06	12/29/21 11:25
480-193838-22	PF22	Solid	12/28/21 11:12	12/29/21 11:25
480-193838-23	PF23	Solid	12/28/21 11:18	12/29/21 11:25
480-193838-24	PF24	Solid	12/28/21 11:24	12/29/21 11:25
480-193838-25	PF25	Solid	12/28/21 11:30	12/29/21 11:25
480-193838-26	PF26	Solid	12/28/21 11:36	12/29/21 11:25
480-193838-27	PF27	Solid	12/28/21 11:42	12/29/21 11:25
480-193838-28	PF28	Solid	12/28/21 11:48	12/29/21 11:25
480-193838-29	PF29	Solid	12/28/21 11:54	12/29/21 11:25
480-193838-30	PF30	Solid	12/28/21 12:00	12/29/21 11:25
480-193838-31	PF31	Solid	12/28/21 12:36	12/29/21 11:25
480-193838-32	PF32	Solid	12/28/21 12:42	12/29/21 11:25
480-193838-33	PF33	Solid	12/28/21 12:48	12/29/21 11:25
480-193838-34	PF34	Solid	12/28/21 12:54	12/29/21 11:25
480-193838-35	PF35	Solid	12/28/21 13:00	12/29/21 11:25
480-193838-36	PF36	Solid	12/28/21 13:06	12/29/21 11:25

Eurofins TestAmerica, Buffalo
10 Hazelwood Drive
Amherst, NY 14228-2298
Phone: 716-691-2600 Fax: 716-691-7991

Chain of Custody Record

eurofins | Environment Testing America

Client Information	Sampler: JESSE / DALTON	Lab PM: Giacomazza, Joe V	Carrier Tracking No(s):	COC No: 480-169012-36908.1
Client Contact: Jake Tracy	Phone:	E-Mail: joe.giacomazza@testamericainc.com	State of Origin: NY	Page: Page 1 of 4
Company: Brydges Engineering in Environment & Energy DPC	PWSID:			Job #: 8037
Address: 960 Busti Ave Suite B-150	Due Date Requested:			
City: Buffalo	TAT Requested (days): 10 DAY			
State, Zip: NY, 14213	Compliance Project: ☑ Yes Δ No			
Phone: 716.249.6880	PO #: Purchase Order not required			
Email: jtracy@be3corp.com	WO #:			
Project Name: BE3 Corp	Project #: 48024347			
Site: PILGRIM VILLAGE FAMILY	SSOW#:			

Analysis Requested

480-193838 Chain of Custody

Preservation Codes:
A - HCl
L - EDA
W - pH 4-5
Z - other (specify)
Other:

Sample Identification	Sample Date	Sample Time	Sample Type (C=comp, G=grab)	Matrix (W=water, S=solid, O=waste/oil, BT=Tissue, A=Air)	Field Filtered Sample (Yes or No)	Perform MS/MSD (Yes or No)	9012_ReactiveCN, 9034_Reactive	6010C, 7470A, 8081B, 8151A, 8270D	8260C - TCLP Volatiles	1010A, 9045C	8015D_DRO, 8082A	8015D_GRO - GRO	Total Number of contai	Special Instructions/Note:
			Preservation Code:				N	N	N	N	N	N		
PF1	12/28/21	906	C	Solid	N	Y	X	X	X	X	X	X	5	
PF2	↓	912	↓	Solid	↓	↓	X	X	X	X	X	X	↓	
PF3	↓	918	↓	Solid	↓	↓	X	X	X	X	X	X	↓	
PF4	↓	924	↓	Solid	↓	↓	X	X	X	X	X	X	↓	
PF5	↓	930	↓	Solid	↓	↓	X	X	X	X	X	X	↓	
PF6	↓	936	↓	Solid	↓	↓	X	X	X	X	X	X	↓	
PF7	↓	942	↓	Solid	↓	↓	X	X	X	X	X	X	↓	
PF8	↓	948	↓	Solid	↓	↓	X	X	X	X	X	X	↓	
PF9	↓	954	↓	Solid	↓	↓	X	X	X	X	X	X	↓	
PF10	↓	1000	↓	Solid	↓	↓	X	X	X	X	X	X	↓	
PF11	↓	1006	↓	Solid	↓	↓	X	X	X	X	X	X	↓	

Possible Hazard Identification
☑ Non-Hazard ☐ Flammable ☐ Skin Irritant ☐ Poison B ☐ Unknown ☐ Radiological

Sample Disposal (A fee may be assessed if samples are retained longer than 1 month)
☐ Return To Client ☑ Disposal By Lab ☐ Archive For _____ Months

Deliverable Requested: I, II, III, IV, Other (specify)

Special Instructions/QC Requirements:

Empty Kit Relinquished by: | Date: | Time: | Method of Shipment:

Relinquished by:	Date/Time:	Company	Received by:	Date/Time:	Company
Dalton Stack [signature]	12/29/21 11:25 AM	BE3			
			[signature]	12/29/21 1125	[signature]

Custody Seals Intact: Δ Yes Δ No | Custody Seal No.:

Cooler Temperature(s) °C and Other Remarks: 0.1, 16.8, 14.6, 16.0, 3.2 no ICE

Ver: 06/08/2021

Eurofins TestAmerica, Buffalo
10 Hazelwood Drive
Amherst, NY 14228-2298
Phone: 716-691-2600 Fax: 716-691-7991

Chain of Custody Record

eurofins | Environment Testing America

Client Information	Sampler: JESSE / DALTON	Lab PM: Giacomazza, Joe V	Carrier Tracking No(s):	COC No: 480-169012-36908.2
Client Contact: Jake Tracy	Phone:	E-Mail: joe.giacomazza@testamericainc.com	State of Origin: NY	Page: Page 2 of 4
Company: Brydges Engineering in Environment & Energy DPC	PWSID:			Job #: 8037
Address: 960 Busti Ave Suite B-150	Due Date Requested:			
City: Buffalo	TAT Requested (days): 10 DAY			
State, Zip: NY, 14213	Compliance Project: ✓ Yes Δ No			
Phone: 716.249.6880	PO #: Purchase Order not required			
Email: jtracy@be3corp.com	WO #:			
Project Name: BE3 Corp	Project #: 48024347			
Site: PILGRIM VILLAGE FAMILY	SSOW#:			

Analysis Requested

Preservation Codes:
A - HCL, B - NaOH, C - Zn Acetate, D - Nitric Acid, E - NaHSO4, F - MeOH, G - Amchlor, H - Ascorbic Acid, I - Ice, J - DI Water, K - EDTA, L - EDA, M - Hexane, N - None, O - AsNaO2, P - Na2O4S, Q - Na2SO3, R - Na2S2O3, S - H2SO4, T - TSP Dodecahydrate, U - Acetone, V - MCAA, W - pH 4-5, Z - other (specify)
Other:

Sample Identification	Sample Date	Sample Time	Sample Type (C=Comp, G=grab)	Matrix (W=water, S=solid, O=waste/oil, BT=Tissue, A=Air)	Field Filtered Sample (Yes or No)	Perform MS/MSD (Yes or No)	9012_ReactiveCN, 9034_Reactive	6010C, 7470A, 8081B, 8151A, 8270D	8260C - TCLP Volatiles	1010A, 9045C	8015D_DRO, 8082A	8015D_GRO - GRO	Total Number of containers	Special Instructions/Note:
			Preservation Code:				N	N	N	N	N	N		
PF12	12/28/21	1012	C	Solid	N	Y	X	X	X	X	X	X	5	
PF13		1018		Solid			X	X	X	X	X	X		
PF14		1024		Solid			X	X	X	X	X	X		
PF15		1030		Solid			X	X	X	X	X	X		
PF16		1036		Solid			X	X	X	X	X	X		
PF17		1042		Solid			X	X	X	X	X	X		
PF18		1048		Solid			X	X	X	X	X	X		
PF19		1054		Solid			X	X	X	X	X	X		
PF20		1100		Solid			X	X	X	X	X	X		
PF21		1106		Solid			X	X	X	X	X	X		
PF22		1112		Solid			X	X	X	X	X	X		

Possible Hazard Identification
☑ Non-Hazard ☐ Flammable ☐ Skin Irritant ☐ Poison B ☐ Unknown ☐ Radiological

Sample Disposal (A fee may be assessed if samples are retained longer than 1 month)
☐ Return To Client ☑ Disposal By Lab ☐ Archive For _____ Months

Deliverable Requested: I, II, III, IV, Other (specify)

Special Instructions/QC Requirements:

Empty Kit Relinquished by:	Date:	Time:	Method of Shipment:

Relinquished by	Date/Time	Company	Received by	Date/Time	Company
Dalton Stack	12/29/21 11:25 AM	BE3			
				12/29/21 1125	TA

Custody Seals Intact: Δ Yes Δ No	Custody Seal No.:	Cooler Temperature(s) °C and Other Remarks:

Ver: 06/08/2021

Eurofins TestAmerica, Buffalo
10 Hazelwood Drive
Amherst, NY 14228-2298
Phone: 716-691-2600 Fax: 716-691-7991

Chain of Custody Record

eurofins | Environment Testing America

Client Information	Sampler: JESSE / DALTON	Lab PM: Giacomazza, Joe V	Carrier Tracking No(s):	COC No: 480-169012-36908.3
Client Contact: Jake Tracy	Phone:	E-Mail: joe.giacomazza@testamericainc.com	State of Origin: NY	Page: Page 3 of 4
Company: Brydges Engineering in Environment & Energy DPC	PWSID:			Job #: 8037
Address: 960 Busti Ave Suite B-150	Due Date Requested:			
City: Buffalo	TAT Requested (days): 10 DAY			
State, Zip: NY, 14213	Compliance Project: ☑ Yes Δ No			
Phone: 716.249.6880	PO #: Purchase Order not required			
Email: jtracy@be3corp.com	WO #:			
Project Name: BE3 Corp	Project #: 48024347			
Site: PILGRIM VILLAGE FAMILY	SSOW#:			

Analysis Requested

Preservation Codes:

A - HCL	M - Hexane
B - NaOH	N - None
C - Zn Acetate	O - AsNaO2
D - Nitric Acid	P - Na2O4S
E - NaHSO4	Q - Na2SO3
F - MeOH	R - Na2S2O3
G - Amchlor	S - H2SO4
H - Ascorbic Acid	T - TSP Dodecahydrate
I - Ice	U - Acetone
J - DI Water	V - MCAA
K - EDTA	W - pH 4-5
L - EDA	Z - other (specify)

Other:

Sample Identification	Sample Date	Sample Time	Sample Type (C=comp, G=grab)	Matrix (W=water, S=solid, O=waste/oil, BT=Tissue, A=Air)	Field Filtered Sample (Yes or No)	Perform MS/MSD (Yes or No)	9012_ReactiveCN, 9034_Reactive	6010C, 7470A, 8081B, 8151A, 8270D	8260C - TCLP Volatiles	1010A, 9045C	8015D_DRO, 8082A	8015D_GRO - GRO	Total Number of containers	Special Instructions/Note:
			Preservation Code:				N	N	N	N	N	N		
PF23	12/28/21	1118	C	Solid	N	Y	X	X	X	X	X	X	5	
PF24	↓	1124	↓	Solid	↓	↓	X	X	X	X	X	X	↓	
PF25	↓	1130	↓	Solid	↓	↓	X	X	X	X	X	X	↓	
PF26	↓	1136	↓	Solid	↓	↓	X	X	X	X	X	X	↓	
PF27	↓	1142	↓	Solid	↓	↓	X	X	X	X	X	X	↓	
PF28	↓	1148	↓	Solid	↓	↓	X	X	X	X	X	X	↓	
PF29	↓	1154	↓	Solid	↓	↓	X	X	X	X	X	X	↓	
PF30	↓	1200	↓	Solid	↓	↓	X	X	X	X	X	X	↓	
PF31	↓	1236	↓	Solid	↓	↓	X	X	X	X	X	X	↓	
PF32	↓	1242	↓	Solid	↓	↓	X	X	X	X	X	X	↓	
PF33	↓	1248	↓	Solid	↓	↓	X	X	X	X	X	X	↓	

Possible Hazard Identification
☑ *Non-Hazard* ☐ *Flammable* ☐ *Skin Irritant* ☐ *Poison B* ☐ *Unknown* ☐ *Radiological*

Sample Disposal (A fee may be assessed if samples are retained longer than 1 month)
☐ *Return To Client* ☑ *Disposal By Lab* ☐ *Archive For* _____ *Months*

Deliverable Requested: I, II, III, IV, Other (specify)

Special Instructions/QC Requirements:

Empty Kit Relinquished by:	Date:	Time:	Method of Shipment:

Relinquished by:	Date/Time:	Company	Received by:	Date/Time:	Company
Dalton Stack [signature]	12/29/21 11:25AM	BE3			
			[signature]	12/29/21 1135	TA

Custody Seals Intact: Δ Yes Δ No	Custody Seal No.:	Cooler Temperature(s) °C and Other Remarks:

Ver: 06/08/2021

Eurofins TestAmerica, Buffalo
10 Hazelwood Drive
Amherst, NY 14228-2298
Phone: 716-691-2600 Fax: 716-691-7991

Chain of Custody Record

eurofins | Environment Testing America

Client Information	Sampler: JESSE / DALTON	Lab PM: Giacomazza, Joe V	Carrier Tracking No(s):	COC No: 480-169012-36908.4
Client Contact: Jake Tracy	Phone:	E-Mail: joe.giacomazza@testamericainc.com	State of Origin: NY	Page: Page 4 of 4
Company: Brydges Engineering in Environment & Energy DPC	PWSID:			Job #: 8037
Address: 960 Busti Ave Suite B-150	Due Date Requested:			
City: Buffalo	TAT Requested (days): 10 DAY			
State, Zip: NY, 14213	Compliance Project: ✓ Yes Δ No			
Phone: 716.249.6880	PO #: Purchase Order not required			
Email: jtracy@be3corp.com	WO #:			
Project Name: BE3 Corp	Project #: 48024347			
Site: PILGRIM VILLAGE FAMILY	SSOW#:			

Analysis Requested

Preservation Codes:
A - HCL, B - NaOH, C - Zn Acetate, D - Nitric Acid, E - NaHSO4, F - MeOH, G - Amchlor, H - Ascorbic Acid, I - Ice, J - DI Water, K - EDTA, L - EDA
M - Hexane, N - None, O - AsNaO2, P - Na2O4S, Q - Na2SO3, R - Na2S2O3, S - H2SO4, T - TSP Dodecahydrate, U - Acetone, V - MCAA, W - pH 4-5, Z - other (specify)
Other:

Sample Identification	Sample Date	Sample Time	Sample Type (C=comp, G=grab)	Matrix (W=water, S=solid, O=waste/oil, BT=Tissue, A=Air)	Field Filtered Sample (Yes or No)	Perform MS/MSD (Yes or No)	9012_ReactiveCN, 9034_Reactive	6010C, 7470A, 8081B, 8151A, 8270D	8260C - TCLP Volatiles	1010A, 9045C	8015D_DRO, 8082A	8015D_GRO - GRO	Total Number of containers	Special Instructions/Note:
			Preservation Code:				N	N	N	N	N	N		
PF34	12/28/21	1254	C	Solid	N	Y	X	X	X	X	X	X	5	
PF35	↓	1300	↓	Solid	↓	↓	X	X	X	X	X	X	↓	
PF36	↓	1306	↓	Solid	↓	↓	X	X	X	X	X	X	↓	
				Solid										

Possible Hazard Identification
☑ Non-Hazard ☐ Flammable ☐ Skin Irritant ☐ Poison B ☐ Unknown ☐ Radiological

Sample Disposal (A fee may be assessed if samples are retained longer than 1 month)
☐ Return To Client ☑ Disposal By Lab ☐ Archive For _____ Months

Deliverable Requested: I, II, III, IV, Other (specify)

Special Instructions/QC Requirements:

Empty Kit Relinquished by:	Date:	Time:	Method of Shipment:		
Relinquished by: Dalton Stack	Date/Time: 12/29/21 11:25 AM	Company: BE3	Received by:	Date/Time:	Company
Relinquished by:	Date/Time:	Company	Received by:	Date/Time:	Company
Relinquished by:	Date/Time:	Company	Received by:	Date/Time: 12/29/21 1125	Company

Custody Seals Intact: Δ Yes Δ No | Custody Seal No.: | Cooler Temperature(s) °C and Other Remarks:

Ver: 06/08/2021

Login Sample Receipt Checklist

Client: Brydges Engineering in Environment & Ene

Job Number: 480-193838-1

Login Number: 193838
List Number: 1
Creator: Sabuda, Brendan D

List Source: Eurofins Buffalo

Question	Answer	Comment
Radioactivity either was not measured or, if measured, is at or below background	True	
The cooler's custody seal, if present, is intact.	True	
The cooler or samples do not appear to have been compromised or tampered with.	True	
Samples were received on ice.	False	
Cooler Temperature is acceptable.	True	
Cooler Temperature is recorded.	True	18.1 16.8 14.1 16.0 13.2 #1
COC is present.	True	
COC is filled out in ink and legible.	True	
COC is filled out with all pertinent information.	True	
Is the Field Sampler's name present on COC?	True	
There are no discrepancies between the sample IDs on the containers and the COC.	True	
Samples are received within Holding Time (Excluding tests with immediate HTs)..	True	
Sample containers have legible labels.	True	
Containers are not broken or leaking.	True	
Sample collection date/times are provided.	True	
Appropriate sample containers are used.	True	
Sample bottles are completely filled.	True	
Sample Preservation Verified	True	
There is sufficient vol. for all requested analyses, incl. any requested MS/MSDs	True	
VOA sample vials do not have headspace or bubble is <6mm (1/4") in diameter.	True	
If necessary, staff have been informed of any short hold time or quick TAT needs	True	
Multiphasic samples are not present.	True	
Samples do not require splitting or compositing.	True	
Sampling Company provided.	True	
Samples received within 48 hours of sampling.	True	
Samples requiring field filtration have been filtered in the field.	True	
Chlorine Residual checked.	True	

APPENDIX F

TRANSFORMER REMOVAL DATA

BRYDGES ENGINEERING
IN ENVIRONMENT AND ENERGY, DPC

From: Montesano, Lisa
To: Jason Brydges; Marty Cerny
Cc: Mike McCowan
Subject: Pilgrim Village - National Grid Retired Equipment
Date: Monday, March 14, 2022 11:13:18 AM

CAUTION: This email originated from outside of the organization.

Good morning. National Grid removed ten pad-mounted transformers and two electrical junction boxes from locations throughout the Pilgrim Village site in Buffalo, NY. Transformers contain mineral oil dielectric fluid; and junction boxes do not contain mineral oil dielectric fluid. The equipment was transported to National Grid's Buffalo transformer shop, cataloged, inspected, and shipped for off-site recycling as surplus electrical equipment in accordance with our environmental procedures. The transformers were inspected and documented to be intact and non-leaking.

I trust this information satisfies your needs. If you should have additional questions, please contact me.

Thank you, Lisa

Lisa L. Montesano
UNY Lead Environmental Engineer (Western Division)
144 Kensington Avenue, Buffalo, NY 14214
nationalgrid

1-716-479-5339 (cell)
lisa.montesano@nationalgrid.com

nationalgridus.com

This e-mail, and any attachments are strictly confidential and intended for the addressee(s) only. The content may also contain legal, professional or other privileged information. If you are not the intended recipient, please notify the sender immediately and then delete the e-mail and any attachments. You should not disclose, copy or take any action in reliance on this transmission.

You may report the matter by contacting us via our UK Contacts Page or our US Contacts Page (accessed by clicking on the appropriate link)

Please ensure you have adequate virus protection before you open or detach any documents from this transmission. National Grid plc and its affiliates do not accept any liability for viruses. An e-mail reply to this address may be subject to monitoring for operational reasons or lawful business practices.

For the registered information on the UK operating companies within the National Grid group please use the attached link: https://www.nationalgrid.com/group/about-us/corporate-registrations

APPENDIX G

UST REMOVAL/DISPOSAL DOCUMENTATION

BRYDGES ENGINEERING
IN ENVIRONMENT AND ENERGY, DPC

New York State Department of Environmental Conservation
Division of Environmental Remediation

Petroleum Bulk Storage Application

Pursuant to the Environmental Conservation Law: Article 17, Title 10; and Regulations 6 NYCRR Part 613 and 6 NYCRR Subpart 374-2

(Please Type or Print Clearly and Complete All Items for Sections A, B & C)

PBS Number: 9-

Return Completed Form & Fees To:
NYSDEC Region 9
270 Michigan Avenue
Buffalo, NY 14203-2999
(716) 851-7220

Expiration Date:

Section A - Facility/Property Owner/Contact Information

Transaction Type: 3

1) Initial/New Facility
2) Change of Ownership
3) Tank Installation, Closing, or Repair
4) Information Correction
5) Renewal

FACILITY

Facility Name: PILGRIM VILLAGE FAMILY SITE
Tax Map Info:
Facility Address (Physical Address, No P.O. Boxes): 1100 MICHIGAN AVE
Block:
Facility Address (cont.):
Lot:
City: BUFFALO
State: NY
ZIP Code: 14092
County: ERIE
Township/City:
Facility Phone Number:
Facility Operator:

TYPE OF PETROLEUM FACILITY (Check only one)

- [ ] 01=Storage Terminal/Petrol. Distributor
- [x] 02=Retail Gasoline Sales
- [ ] 03=Other Retail Sales
- [ ] 04=Manufacturing
- [ ] 05=Utility
- [ ] 06=Trucking/Transportation/Fleet
- [ ] 07=Apartment/Office Building
- [ ] 08=School
- [ ] 09=Farm
- [ ] 10=Private Residence
- [ ] 11=Airline/Air Taxi/Airport
- [ ] 12=Chemical Distributor
- [ ] 13=Municipality
- [ ] 15=Railroad
- [ ] 25=Auto Service/Repair (No Gasoline Sales)
- [ ] 28=Cemetery/Memorial
- [ ] 26=Religious (Church, Synagogue, Mosque, Temple, etc.)
- [ ] 27=Hospital/Nursing Home/Health Care
- [ ] 52=Marina
- 53=Nuclear Power Plant
- [ ] 99=Other (Specify):

Emergency Contact Name: Jason M. Brydges
Emergency Telephone Number: 716-362-6533

NOTE:

Fill in Property Owner information here....>>>

Indicate Tank Owner in Section C.

OWNER

Facility (Property) Owner (from Deed): SAA EVI MC FAMILY LLC
Facility Owner Address (Street and/or P.O. Box): 150 SE 2ND AVE
City: MIAMI
State: FL
ZIP Code: 33131
Owner Telephone Number:

Type of Owner (check only one):
1 [ ] Private Resident
2 [ ] State Government
3 [ ] Local Government
4 [ ] Federal Government
5 [x] Corporate/Commercial/Other

I hereby certify, under penalty of law, that all of the information provided on this form is true and correct. False statements made herein may be punishable as a criminal offense and/or a civil violation in accordance with applicable state and federal law.

Name of Owner or Authorized Representative: Connor Kenney
Amount Enclosed: $
Title: Regional Director
Signature: C. Kenney
Date: 12-20-22

CORRESPONDENCE

(Please keep this information up to date.)

Facility Contact Person Name: Jason M. Brydges
Contact Person Company Name: BE3
Address: 960 Busti Avenue
Address (cont.):
City/State/ZIP Code: Buffalo/New York/14213
Tel. Number: 716-362-6533
eMail Address: jbrydges@be3corp.com

Official Use Only
Date Received: ___/___/___
Date Processed: ___/___/___
Amount Received: $_____
Reviewed By: _____

Rev. 6/26/2019

PBS Number:
9-

Section B - Tank Information

(Please use the key located on the last page to complete each item/column)

Registration Expiration Date:

(1) Action	(2) Tank Number	(3) Tank Location	(4) Status	(5) Installation, out-of-service, or Permanent ClosureDate (mm/dd/yyyy) **Application will be returned if blank**	(6) Capacity (Gallons)	(7) Product Stored (If Gasoline w/ethanol or Biodiesel, list % additive)	(8) Tank Type	(9) Tank Internal Protection	(10) Tank External Protection	(11) Tank Secondary Containment	(12) Tank Leak Detection	(13) Tank Overfill Prevention	(14) Tank Spill Prevention	(15) Pumping/Dispensing Method	(16) Piping Location	(17) Piping Type	(18) Piping External Protection	(19) Piping Secondary Containment	(20) Piping Leak Detection	(21) Under Dispenser Containment (UDC) (Check box if present)
3	TANK 1	5	2	3-30-22	1,000	0009	01	0	0	0	0	0	0	0	0	0	0	0	0	☐
3	TANK 2	5	2	3-30-22	1,000	0009	01	0	0	0	0	0	0	0	0	0	0	0	0	☐
3	TANK 3	5	2	3-30-22	1,000	0009	01	0	0	0	0	0	0	0	0	0	0	0	0	☐
3	TANK 4	5	2	3-30-22	250	2642	01	0	0	0	0	0	0	0	0	0	0	0	0	☐
																				☐
																				☐
																				☐
																				☐
																				☐
																				☐
																				☐
																				☐
																				☐
																				☐
																				☐
																				☐
																				☐
																				☐
																				☐
																				☐
																				☐
																				☐

Note: If you need to add tanks to your registration, write them in using blank lines above. Attach additional sheets as needed.
Blank Section B is available at http:/www.dec.ny.gov/docs/remediation_hudson_pdf/pbsrenewal.pdf

PBS Number:
9-

Petroleum Bulk Storage Application

Section C - Tank Ownership Information (for PBS tanks listed in Section B

Tank Owner Information

☐ Check box if same as Facility (Property) Owner.
If tank owner is different from property owner, fill out information below:

Tank Owner Name (Company/Individual):

Contact Person:

Tank Owner Address:

City:	State:	ZIP:

Contact Person Telephone Number:	Contact Person email:

Specific Tanks Owned

☐ Check box if this owner owns all tanks at this facility.
If not, list tanks owned by this owner below:

Tank Number:

Name of Class B (Daily On-Site) Operator:	Authorization No:
Name of Class A (Primary) Operator:	Authorization No:

Tank Owner Information

☐ Check box if same as Facility (Property) Owner.
If tank owner is different from property owner, fill out information below:

Tank Owner Name (Company/Individual):

Contact Person:

Tank Owner Address:

City:	State:	ZIP:

Contact Person Telephone Number:	Contact Person email:

Specific Tanks Owned

☐ Check box if this owner owns all tanks at this facility.
If not, list tanks owned by this owner below:

Tank Number:

Name of Class B (Daily On-Site) Operator:	Authorization No:
Name of Class A (Primary) Operator:	Authorization No:

PETROLEUM BULK STORAGE APLICATION - SECTION B - TANK INFORMATION - CODE KEYS

Action (1)

1. Initial Listing
2. Add Tank
3. Close/Remove Tank
4. Information Correction
5. Repair/Reline Tank

Tank Location (3)

1. Aboveground-contact w/soil
2. Aboveground-contact w/ impervious barrier
3. Aboveground on saddles, legs, stilts, rack or cradle
4. Partially buried tank (tank with 10% or more below ground)
5. Underground including vaulted with no access for inspection
6. Aboveground in Subterranean Vault w/access for inspections

Status (4)

1. In-service
2. Out-of-service
3. Closed-Removed
4. Closed- In Place
5. Tank converted to Non-Regulated use

Products Stored (7)

Heating Oils: On-Site Consumption

0001. #2 Fuel Oil
0002. #4 Fuel Oil
0259. #5 Fuel Oil
0003. #6 Fuel Oil
0012. Kerosene
0591. Clarified Oil
2711. Biodiesel (Heating)
2642. Used Oil (Heating)

Heating Oils: Resale/ Redistribution

2718. #2 Fuel Oil
2719. #4 Fuel Oil
2720. #5 Fuel Oil
2721. #6 Fuel Oil
2722. Kerosene
2723. Clarified Oil

Motor Fuels

0009. Gasoline
2712. Gasoline/Ethanol
0008. Diesel
2710. Biodiesel
0011. Jet Fuel
1044. Jet Fuel (Biofuel)
2641. Aviation Gasoline

Emergency Generator Fuels

0001. #2 Fuel Oil
2730. Biodiesel (E-Gen)
2731. Diesel (E-Gen)

Lubricating/Cutting Oils

0013. Lube Oil
0015. Motor Oil
1045. Gear/Spindle Oil
0010. Hydraulic Oil
0007. Cutting Oil
0021. Transmission Fluid
1836. Turbine Oil
0308. Petroleum Grease

Oils Used as Building Materials

2626. Asphaltic Emulsions
0748. Form Oil

Petroleum Spirits

0014. White/Mineral Spirits
1731. Naptha

Mineral/Insulating Oils

0020. Insulating Oil (e.g., Transformer, Cable Oil)
2630. Mineral Oil

Waste/Used/Other Oils

0022 Waste/Used Oil
9999. Other-Please list:*

Crude Oil

0006. Crude Oil
0701. Crude Oil Fractions

Tank Type (8)

01. Steel/Carbon Steel/Iron
02. Galvanized Steel Alloy
03. Stainless Steel Alloy
04. Fiberglass Coated Steel
05. Steel Tank in Concrete
06. Fiberglass Reinforced Plastic (FRP)
07. Plastic
08. Equivalent Technology
09. Concrete
10. Urethane Clad Steel
99. Other-Please list:*

Internal Protection (9)

00. None
01 Epoxy Liner
02. Rubber Liner
03. Fiberglass Liner (FRP)
04. Glass Liner
99. Other-Please list:*

External Protection (10/18)

00. None
01. Painted/Asphalt Coating
02. Original Sacrificial Anode
03. Original Impressed Current
04. Fiberglass
05. Jacketed
06. Wrapped (Piping)
07 Retrofitted Sacrificial Anode
08. Retrofitted Impressed Current
09. Urethane
99. Other-Please list:*

Tank Secondary Containment (11)

00. None
01. Diking (AST Only)
02. Vault (w/access)
03. Vault (w/o access)
04. Double-Walled (UST Only)
05. Synthetic Liner
06. Remote Impounding Area
07. Excavation Liner
09. Modified Double-Walled (AST Only)
10. Impervious Underlayment (AST Only)**
11. Double Bottom (AST Only)**
12. Double-Walled (AST Only)
99. Other - Please list*

Tank Leak Detection (12)

00. None
01. Interstitial Electronic Monitoring
02. Interstitial Manual Monitoring
03. Vapor Well
04. Groundwater Well
05. In-Tank System (Auto Tank
06. Impervious Barrier/Concrete Pad (AST Only)
07. Statistical Inventory Reconciliation (SIR)
08. Weep holes in vaults with no access for inspection
99. Other-Please list: *

Overfill Protection (13)

00. None
01. Float Vent Valve
02. High Level Alarm
03. Automatic Shut-Off
04. Product Level Gauge (AST Only)
05. Vent Whistle
99. Other-Please list:*

Spill Prevention (14)

00. None
01. Catch Basin
99. Other-Please list:*

Pumping/Dispensing Method (15)

00. None
01. Presurized Dispenser
02. Suction Dispenser
03. Gravity
04. On-Site Heating System (Suction)
05. On-Site Heating System (Supply/Return)
06. Tank-Mounted Dispenser
07. Loading Rack/Transfer Pump

Piping Location (16)

00. No Piping
01. Aboveground
02. Underground/On-ground
03. Aboveground/Underground Combination

Piping Type (17)

00. None
01. Steel/Carbon Steel/Iron
02. Galvanized Steel
03. Stainless Steel Alloy
04. Fiberglass Coated Steel
05. Steel Encased in Concrete
06. Fiberglass Reinforced Plastic (FRP)
07. Plastic
08. Equivalent Technology
09. Concrete
10. Copper
11. Flexible Piping
99. Other-Please list:*

Piping Secondary Containment (19)

00. None
01. Diking (Aboveground Only)
02. Vault (w/access)
04. Double-Walled (Underground Only)
06. Remote Impounding Area
07. Trench Liner
12. Double-Walled (Aboveground Only)
99. Other-Please list: *

Pipe Leak Detection (20)

00. None
01. Interstitial Electronic Monitoring
02. Insterstitial Manual Monitoring
03. Vapor Well
04. Groundwater Well
07. Pressurized Piping Leak Detector
09. Exempt Suction Piping
10. Statistical Inventory Reconciliation (SIR)
99. Other-Please list:*

Under Dispenser Containment (UDC) (21)

Check Box if Present

- - - - - - - - - - - - - -

* If other, please list on a separate sheet including tank number.

** Each of these codes must be combined with code 01 or 06 to meet compliance requirements.

New York State Department of Environmental Conservation
Pre-Work Notification for Bulk Storage (PBS or CBS) Tank Installation or Closure

This form provides notice to the Department of an upcoming tank installation and/or closure per 6 NYCRR Sections 613-1.9(h) and (f), 613-2.6(b) (1), 613-3.5 (b) (1) and 613-4.5 (b) (1) of the Petroleum Bulk Storage (PBS) Regulations, or 6 NYCRR Sections 596.2(f) and (h) of the Chemical Bulk Storage (CBS) Regulations. Submit the completed form to the Department's Regional Office at least 30 days prior to action for PBS tank installation * and permanent closure** ; at least 3 days prior for CBS tank installation *** . For CBS permanent tank closure, a minimum of 3 day prior notice is recommended. **If the schedule for work changes you must notify the Department's Regional Office before work begins. Once the work is complete, the facility (property) owner is responsible for submitting a PBS or CBS application to the Department with the complete tank information including the date the action was completed.** The Owner is also responsible to ensure that all work is completed in compliance with the applicable PBS or CBS regulations (i.e., Parts 613 or 598/599). Any questions, call the Department's Regional Office. Information on the Chemical and Petroleum Bulk Storage Programs be found at: http://www.dec.ny.gov/chemical/287.html

*not required for temporary tank system ** unless in response to corrective action *** unless immediate action is required

Check Applicable Program: X PBS ____ CBS **Facility PBS or CBS Registration No.** NA

Site Name: Pilgrim village Family Site BCP#915362	Contractor: Kulbacks
Site Address: 1100 Michigan Ave, Buffalo, NY 14209	Address: 2 Wendling Court, Lancaster, NY 14086
Site Address (cont):	Address(cont):
Site Contact: Jason M. Brydges	Contact: Tom Barrett
Phone Number: 716-830-8636 Fax Number:	Phone Number: 716-807-5701 Fax Number:
Email Address: jbrydges@be3corp.com	Email Address: thomas@kulbacks.com

Tank Number	Type of Action (Close & Remove, Close in Place, Install)	Proposed Date (mm/dd/yy)	Tank Location (Aboveground or Underground)	Capacity (Gallons)	Spills/Leaks? (Yes/No w/Spill # if Yes)	Reason for Action
1	Close and Remove	3-9-22	UST	1000	no - flowable fill	BCP Remediation
2	Close and Remove	3-9-22	UST	1000	no- flowable fill	BCP Remediation
3	Close and Remove	3-9-22	UST	250	yes, mininal	BCP Remediation
4	Close and Remove	3-9-22	UST	250	no	BCP Remediation

I hereby certify under penalty of law that the information provided on this form is true to the best of my knowledge and belief. False statements made herein are punishable as a Class A misdemeanor pursuant to Section 210.45 of the Penal Law.

Name of Owner or Authorized Representative (print): Jason M. Brydges Title: President

Signature _____ Date 4-7-22

draft revision 11/23/16

Project: PILGRIM VILLAGE - FAMILY SITE BCP # 915362

Date: 3-30-2022 & 3-31-2022

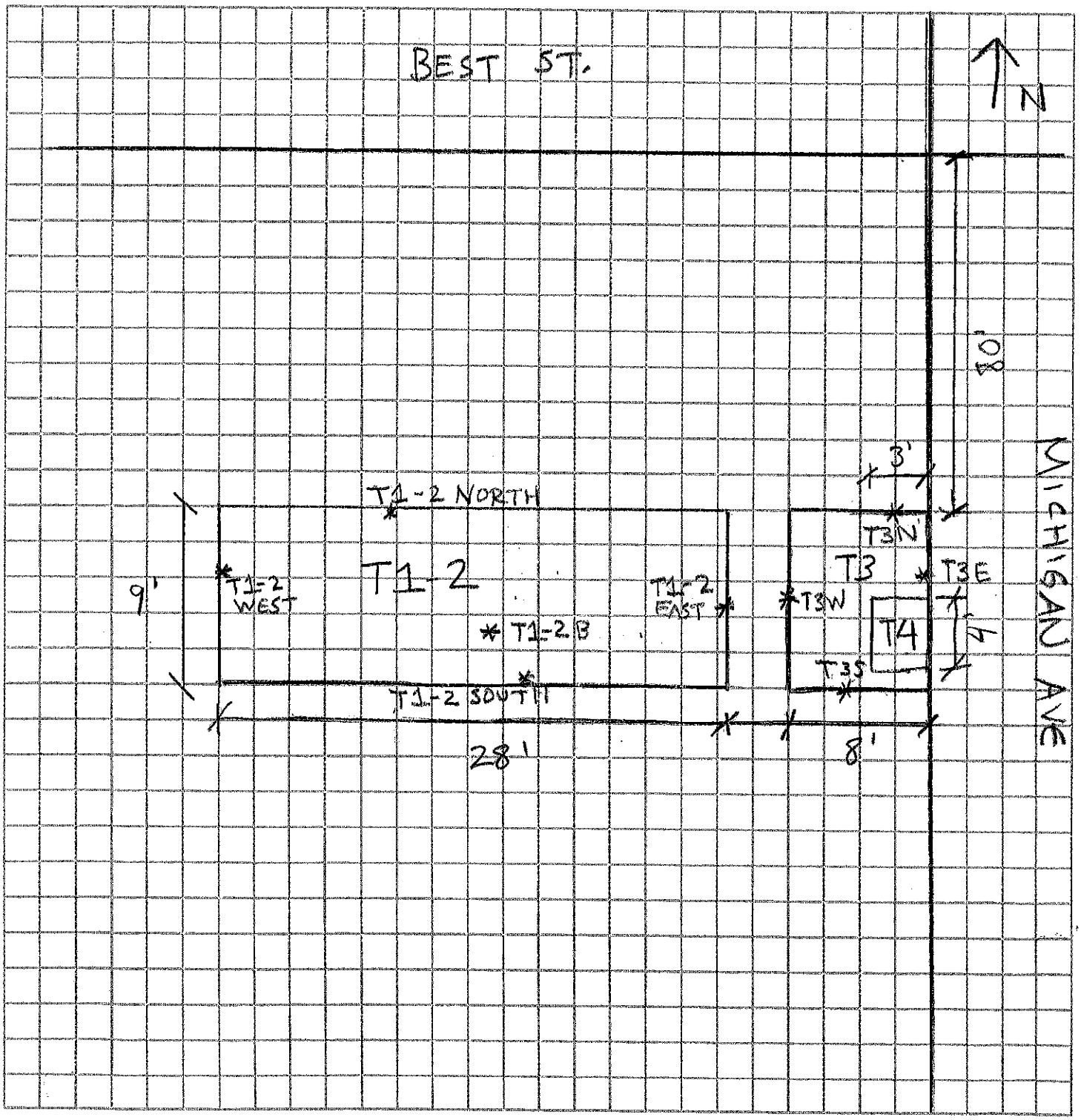

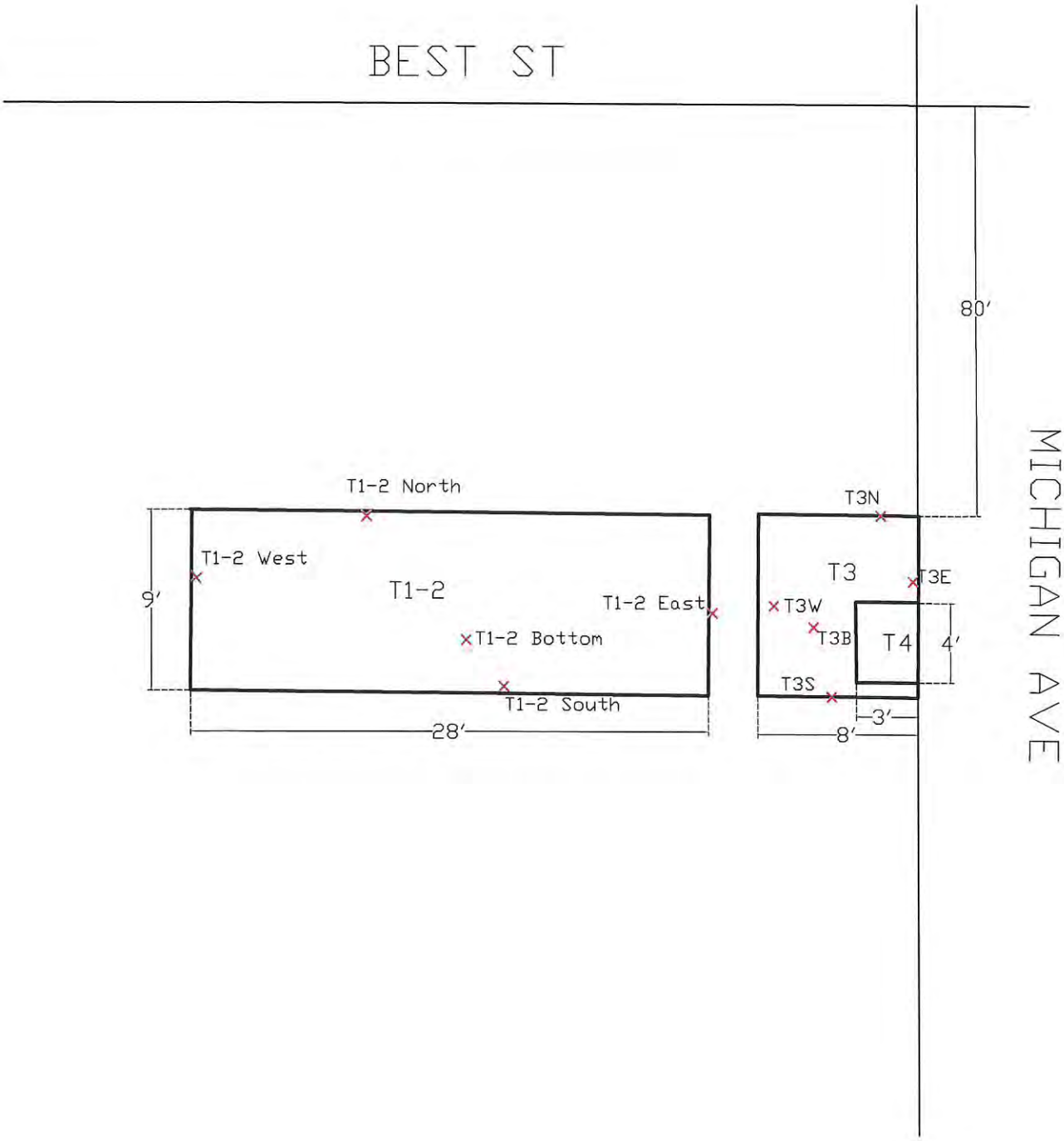

						Revisions	
	N	BRYDGES ENGINEERING IN ENVIRONMENT AND ENERGY, DPC	Figure ##: UST Tank Location Sketch			SD	10/20/2022
			FER Pilgrim Village - Family Site #C915362 1100 Michigan Ave, Buffalo New York 14209				
PE Stamp & Signature		960 Busti Ave Suite B-150 Buffalo New York, 14214	Scale N/A	Page 1 of 1	Oct-22		

New York State Department of Environmental Conservation
Pre-Work Notification for Bulk Storage (PBS or CBS) Tank Installation or Closure

This form provides notice to the Department of an upcoming tank installation and/or closure per 6 NYCRR Sections 613-1.9(h) and (f), 613-2.6(b) (1), 613-3.5 (b) (1) and 613-4.5 (b) (1) of the Petroleum Bulk Storage (PBS) Regulations, or 6 NYCRR Sections 596.2(f) and (h) of the Chemical Bulk Storage (CBS) Regulations. Submit the completed form to the Department's Regional Office at least 30 days prior to action for PBS tank installation * and permanent closure** ; at least 3 days prior for CBS tank installation *** . For CBS permanent tank closure, a minimum of 3 day prior notice is recommended. **If the schedule for work changes you must notify the Department's Regional Office before work begins. Once the work is complete, the facility (property) owner is responsible for submitting a PBS or CBS application to the Department with the complete tank information including the date the action was completed.** The Owner is also responsible to ensure that all work is completed in compliance with the applicable PBS or CBS regulations (i.e., Parts 613 or 598/599). Any questions, call the Department's Regional Office. Information on the Chemical and Petroleum Bulk Storage Programs be found at: http://www.dec.ny.gov/chemical/287.html

*not required for temporary tank system ** unless in response to corrective action *** unless immediate action is required

Check Applicable Program: X PBS _____CBS **Facility PBS or CBS Registration No.** NA

Site Name: Pilgrim village Family Site BCP#915362	Contractor: Kulbacks
Site Address: 1100 Michigan Ave, Buffalo, NY 14209	Address: 2 Wendling Court, Lancaster, NY 14086
Site Address (cont):	Address(cont):
Site Contact: Jason M. Brydges	Contact: Tom Barrett
Phone Number: 716-830-8636 Fax Number:	Phone Number: 716-807-5701 Fax Number:
Email Address: jbrydges@be3corp.com	Email Address: thomas@kulbacks.com

Tank Number	Type of Action (Close & Remove, Close in Place, Install)	Proposed Date (mm/dd/yy)	Tank Location (Aboveground or Underground)	Capacity (Gallons)	Spills/Leaks? (Yes/No w/Spill # if Yes)	Reason for Action
1	Close and Remove	3-9-22	UST	1000	no - flowable fill	BCP Remediation
2	Close and Remove	3-9-22	UST	1000	no- flowable fill	BCP Remediation
3	Close and Remove	3-9-22	UST	250	yes, mininal	BCP Remediation
4	Close and Remove	3-9-22	UST	250	no	BCP Remediation

I hereby certify under penalty of law that the information provided on this form is true to the best of my knowledge and belief. False statements made herein are punishable as a Class A misdemeanor pursuant to Section 210.45 of the Penal Law.

Name of Owner or Authorized Representative (print): Jason M. Brydges Title: President

Signature _____ Date 4-7-22

draft revision 11/23/16

Environmental Service Group, Inc (NY)
177 Wales Avenue
Tonawanda, NY 14150-0242
Phone: 716.695.6720
Fax: 716.695.0161

Kulbacks Construction

Job ID: 34123

Job Date: 03/04/2022
Salesman: Nick Morreale

Generator: Pilgrim Village-Phase 1-Family
Address: 1100 Michigan Avenue
Buffalo, NY 14209
Phone: 716-870-9962
Fax:
Gen Contact: Mike McCowan
Gen EPAID:
Billing Contact: Frank Schreiber
Billing Phone: (716) 870-9962
PO:

Job Notes And Notes To Driver:

Project:
Project Description:

Ordered Quantity:	Rate:	Common Name Description:	Approval Number:	Facility:	Manifest Document Number
1000	$ per Gallon	Gasoline and Water Non Hazardous Transportation And Disposal: Gasoline and Water	M-19471R	ARC	42276
1	$ per Day	Utility Truck			
1		Vac Truck: Cleanout fee: $200.00			
5	$ per Hour	Vac Truck Time: portal to Portal: $185.00 per hour			
5	$ per Hour	Labor: $60.00 per hour, Portal to Portal			

Driver Notes:

Materials Used:

Site Time: ☐ 1/2 hour ☐ 1 hour ☐ 2 hour ☐ Other _____

GENERATOR SIGNATURE: _____ Date: 3/9/22

DRIVER SIGNATURE: _____ Date: 3/9/22

NON-HAZARDOUS WASTE MANIFEST	1. Generator ID Number	2. Page 1 of 1	3. Emergency Response Phone 800-535-5053	4. Waste Tracking Number 42276

5. Generator's Name and Mailing Address
Pilgrim Village-Phase 1-Family
1100 Michigan Avenue
Buffalo, NY 14209
Generator's Phone: 716-870-9962

Generator's Site Address (if different than mailing address)

6. Transporter 1 Company Name: Environmental Service Group, Inc 716.695.6720 — U.S. EPA ID Number: NYD986903904

7. Transporter 2 Company Name — U.S. EPA ID Number

8. Designated Facility Name and Site Address
American Recyclers Company
177 Wales Avenue
Tonawanda, NY 14150
Facility's Phone: 716.695.6720 — U.S. EPA ID Number: NYR000030809

	9. Waste Shipping Name and Description	10. Containers No.	10. Containers Type	11. Total Quantity	12. Unit Wt./Vol.
X	1. UN1203, Gasoline , 3, II, (For Recycle)	001	TT	1635	gals
	2.				
	3.				
	4.				

13. Special Handling Instructions and Additional Information

ERG:	Approval #:	Handling Codes:
1 - 128	1 - M-19471R	1 - None
2 -	2 -	2 -
3 -	3 -	3 -
4 -	4 -	4 -

24 Hour Emergency Contact: INFOTRAC (Caller Must ID ESG)

14. GENERATOR'S/OFFEROR'S CERTIFICATION: I hereby declare that the contents of this consignment are fully and accurately described above by the proper shipping name, and are classified, packaged, marked and labeled/placarded, and are in all respects in proper condition for transport according to applicable international and national governmental regulations.

Generator's/Offeror's Printed/Typed Name: Kiy Backs — Signature: [signature] — Month 3 Day 9 Year 22

15. International Shipments ☐ Import to U.S. ☐ Export from U.S. Port of entry/exit:
Transporter Signature (for exports only): Date leaving U.S.:

16. Transporter Acknowledgment of Receipt of Materials

Transporter 1 Printed/Typed Name: RICHARD EVERAGE — Signature: Richard Everage — Month 3 Day 9 Year 22

Transporter 2 Printed/Typed Name — Signature — Month Day Year

17. Discrepancy

17a. Discrepancy Indication Space ☐ Quantity ☐ Type ☐ Residue ☐ Partial Rejection ☐ Full Rejection

Manifest Reference Number:

17b. Alternate Facility (or Generator) — U.S. EPA ID Number

Facility's Phone:

17c. Signature of Alternate Facility (or Generator) — Month Day Year

18. Designated Facility Owner or Operator: Certification of receipt of materials covered by the manifest except as noted in Item 17a

Printed/Typed Name: Justin Rainville — Signature: [signature] — Month 03 Day 09 Year 22

DESIGNATED FACILITY TO GENERATOR

GENERATOR — INT'L — TRANSPORTER — DESIGNATED FACILITY

NON-HAZARDOUS WASTE MANIFEST	1. Generator ID Number	2. Page 1 of 1	3. Emergency Response Phone 800-535-5053	4. Waste Tracking Number 42276

5. Generator's Name and Mailing Address
Pilgrim Village-Phase 1-Family
1100 Michigan Avenue
Buffalo, NY 14209
Generator's Phone: 716-870-9962

Generator's Site Address (if different than mailing address)

6. Transporter 1 Company Name: Environmental Service Group, Inc 716.695.6720 — U.S. EPA ID Number: NYD986903904

7. Transporter 2 Company Name — U.S. EPA ID Number

8. Designated Facility Name and Site Address
American Recyclers Company
177 Wales Avenue
Tonawanda, NY 14150
Facility's Phone: 716.695.6720 — U.S. EPA ID Number: NYR000030809

	9. Waste Shipping Name and Description	10. Containers No.	10. Containers Type	11. Total Quantity	12. Unit Wt./Vol.
X	1. UN1203, Gasoline , 3, II, (For Recycle)	001	TT	1635	[illegible]
	2.				
	3.				
	4.				

13. Special Handling Instructions and Additional Information

ERG:	Approval #:	Handling Codes:
1 - 128	1 - M-19471R	1 - None
2 -	2 -	2 -
3 -	3 -	3 -
4 -	4 -	4 -

24 Hour Emergency Contact: INFOTRAC (Caller Must ID ESG)

14. **GENERATOR'S/OFFEROR'S CERTIFICATION:** I hereby declare that the contents of this consignment are fully and accurately described above by the proper shipping name, and are classified, packaged, marked and labeled/placarded, and are in all respects in proper condition for transport according to applicable international and national governmental regulations.

Generator's/Offeror's Printed/Typed Name: [illegible] — Signature: [signature] — Month 3 Day 9 Year 22

15. International Shipments ☐ Import to U.S. ☐ Export from U.S. Port of entry/exit:
Transporter Signature (for exports only): Date leaving U.S.:

16. Transporter Acknowledgment of Receipt of Materials

Transporter 1 Printed/Typed Name: RICHARD EVERAGE — Signature: [signature] — Month Day Year

Transporter 2 Printed/Typed Name — Signature — Month Day Year

17. Discrepancy

17a. Discrepancy Indication Space ☐ Quantity ☐ Type ☐ Residue ☐ Partial Rejection ☐ Full Rejection

Manifest Reference Number:

17b. Alternate Facility (or Generator) — U.S. EPA ID Number

Facility's Phone:

17c. Signature of Alternate Facility (or Generator) — Month Day Year

18. Designated Facility Owner or Operator: Certification of receipt of materials covered by the manifest except as noted in Item 17a

Printed/Typed Name — Signature — Month Day Year

GENERATOR — INT'L — TRANSPORTER — DESIGNATED FACILITY

GENERATOR'S/SHIPPER'S INITIAL COPY

THE
ENVIRONMENTAL
SERVICE GROUP (NY), INC.

VISIT US ON THE WEB:
www.esgenv.com

Phone: 716/695-6720 ♦ Fax: 716/695-0161

"The total service approach to waste management"

EMPTY TANK CERTIFICATION

I hereby certify that this tank is "empty" as that term is defined in the national Environmental Protection Agency regulations, 40 CFR 261.7*, and that they have been properly prepared for transportation under the regulations of the U.S. Department of Transportation, 49 CFR 173.29**.

3/9/22
Date

MATT LaCHANCE
Name

ESG @ SITE (100 MICHIGAN AVE BUFFALO NY)
Company

1000 GAL
Size

GASOLINE
Previous Contents

*With regard to most regulated residues, EPA's 40 CFR 261.7 says:

"A container ....is empty if:

(i) All wastes have been removed that can be removed using the practices commonly employed to remove materials from that type of container, e.g., pouring, pumping and aspirating, and

(ii) No more than 2.5 centimeters (1 inch) of residue remain on the bottom of the container...."

EPA has explained this rule, saying that "one inch of waste material is an overriding constraint and may remain in an empty container only if it cannot be removed by normal means. The rationale for this provision is that there are certain tars and other extremely viscous materials that will remain in the container even after the container is emptied by normal means.

For residues of products specifically listed by name in 40 CFR 261.33 (e), EPA says the container is empty only "if the container...has been tripled rinsed using a solvent capable of removing" the product, or has been cleaned by another method shown to achieve equivalent removal.

**DOT's 49 CFR 173.29 says that all openings on the empty container must be closed, and that all markings and labels must be in place as if the tank was full of its original contents. A DOT shipping paper is not required for transportation of a tank for reconditioning via contract or private motor carrier. DOT placarding is not required for vehicles carrying empty containers.

177 Wales Avenue ♦ Tonawanda, New York 14150
Branch Office: 1008 Corporate Lane ♦ Unit D ♦ Export, Pennsylvania 15632 ♦ 724/733-0660

THE
ENVIRONMENTAL
SERVICE GROUP (NY), INC.

VISIT US ON THE WEB:
www.esgenv.com

Phone: 716/695-6720 ♦ Fax: 716/695-0161

"The total service approach to waste management"

EMPTY TANK CERTIFICATION

I hereby certify that this tank is "empty" as that term is defined in the national Environmental Protection Agency regulations, 40 CFR 261.7*, and that they have been properly prepared for transportation under the regulations of the U.S. Department of Transportation, 49 CFR 173.29**.

3/9/22
Date

MATT LaCHANCE
Name

ESG SITE (1100 MICHIGAN AVE BUFFALO NY)
Company

1000 GAL
Size

DIESEL FUEL
Previous Contents

*With regard to most regulated residues, EPA's 40 CFR 261.7 says:

"A container ....is empty if:

(i) All wastes have been removed that can be removed using the practices commonly employed to remove materials from that type of container, e.g., pouring, pumping and aspirating, and

(ii) No more than 2.5 centimeters (1 inch) of residue remain on the bottom of the container...."

EPA has explained this rule, saying that "one inch of waste material is an overriding constraint and may remain in an empty container only if it cannot be removed by normal means. The rationale for this provision is that there are certain tars and other extremely viscous materials that will remain in the container even after the container is emptied by normal means.

For residues of products specifically listed by name in 40 CFR 261.33 (e), EPA says the container is empty only "if the container...has been tripled rinsed using a solvent capable of removing" the product, or has been cleaned by another method shown to achieve equivalent removal.

**DOT's 49 CFR 173.29 says that all openings on the empty container must be closed, and that all markings and labels must be in place as if the tank was full of its original contents. A DOT shipping paper is not required for transportation of a tank for reconditioning via contract or private motor carrier. DOT placarding is not required for vehicles carrying empty containers.

177 Wales Avenue ♦ Tonawanda, New York 14150
Branch Office: 1008 Corporate Lane ♦ Unit D ♦ Export, Pennsylvania 15632 ♦ 724/733-0660

THE
ENVIRONMENTAL
SERVICE GROUP (NY), INC.

VISIT US ON THE WEB:
www.esgenv.com

Phone: 716/695-6720 ♦ Fax: 716/695-0161

"The total service approach to waste management"

EMPTY TANK CERTIFICATION

I hereby certify that this tank is "empty" as that term is defined in the national Environmental Protection Agency regulations, 40 CFR 261.7*, and that they have been properly prepared for transportation under the regulations of the U.S. Department of Transportation, 49 CFR 173.29**.

3/9/22
Date

MATT LACHANCE
Name

ESG (1100 SITE MICHIGAN AVE BUFFALO NY)
Company

250 G
Size

OIL
Previous Contents

*With regard to most regulated residues, EPA's 40 CFR 261.7 says:

"A container ....is empty if:

(i) All wastes have been removed that can be removed using the practices commonly employed to remove materials from that type of container, e.g., pouring, pumping and aspirating, and

(ii) No more than 2.5 centimeters (1 inch) of residue remain on the bottom of the container...."

EPA has explained this rule, saying that "one inch of waste material is an overriding constraint and may remain in an empty container only if it cannot be removed by normal means. The rationale for this provision is that there are certain tars and other extremely viscous materials that will remain in the container even after the container is emptied by normal means.

For residues of products specifically listed by name in 40 CFR 261.33 (e), EPA says the container is empty only "if the container...has been tripled rinsed using a solvent capable of removing" the product, or has been cleaned by another method shown to achieve equivalent removal.

**DOT's 49 CFR 173.29 says that all openings on the empty container must be closed, and that all markings and labels must be in place as if the tank was full of its original contents. A DOT shipping paper is not required for transportation of a tank for reconditioning via contract or private motor carrier. DOT placarding is not required for vehicles carrying empty containers.

177 Wales Avenue ♦ Tonawanda, New York 14150
Branch Office: 1008 Corporate Lane ♦ Unit D ♦ Export, Pennsylvania 15632 ♦ 724/733-0660

THE
ENVIRONMENTAL
SERVICE GROUP (NY), INC.

VISIT US ON THE WEB:
www.esgenv.com

Phone: 716/695-6720 ♦ Fax: 716/695-0161

"The total service approach to waste management"

EMPTY TANK CERTIFICATION

I hereby certify that this tank is "empty" as that term is defined in the national Environmental Protection Agency regulations, 40 CFR 261.7*, and that they have been properly prepared for transportation under the regulations of the U.S. Department of Transportation, 49 CFR 173.29**.

3/9/22
Date

MATT LaCHANCE
Name

ESG SITE (1100 MICHIGAN AVE BUFFALO NY)
Company

1000 G
Size

DIESEL FUEL
Previous Contents

*With regard to most regulated residues, EPA's 40 CFR 261.7 says:

"A container ....is empty if:

(i) All wastes have been removed that can be removed using the practices commonly employed to remove materials from that type of container, e.g., pouring, pumping and aspirating, and

(ii) No more than 2.5 centimeters (1 inch) of residue remain on the bottom of the container...."

EPA has explained this rule, saying that "one inch of waste material is an overriding constraint and may remain in an empty container only if it cannot be removed by normal means. The rationale for this provision is that there are certain tars and other extremely viscous materials that will remain in the container even after the container is emptied by normal means.

For residues of products specifically listed by name in 40 CFR 261.33 (e), EPA says the container is empty only "if the container...has been tripled rinsed using a solvent capable of removing" the product, or has been cleaned by another method shown to achieve equivalent removal.

**DOT's 49 CFR 173.29 says that all openings on the empty container must be closed, and that all markings and labels must be in place as if the tank was full of its original contents. A DOT shipping paper is not required for transportation of a tank for reconditioning via contract or private motor carrier. DOT placarding is not required for vehicles carrying empty containers.

177 Wales Avenue ♦ Tonawanda, New York 14150
Branch Office: 1008 Corporate Lane ♦ Unit D ♦ Export, Pennsylvania 15632 ♦ 724/733-0660

From: Walia, Jaspal (DEC)
To: Jason Brydges
Cc: Libby Broderick; John Berry; Gallego, Francine (DEC)
Subject: RE: Pilgrim Tanks and Sidewall sampling
Date: Friday, April 1, 2022 9:18:13 AM

CAUTION: This email originated from outside of the organization.

Hi Jason,

For the side wall confirmatory sampling, your proposal as presented in your email

1. [Sidewall remediation confirmatory samples – we are going to follow the sample number from the RAWP if we excavate to the property line; however, if we excavate PAST the property line we can significantly reduce the sample quantity (e.g., 2 or 3 for east and north walls each). Reasoning is that we know offsite soil is likely impacted urban backfill.]

is acceptable.

For the Tanks Removal and Spill Documentation, please follow Francine's guidance.

Thanks,

Jaspal

From: Jason Brydges <jbrydges@be3corp.com>
Sent: Wednesday, March 30, 2022 3:30 PM
To: Walia, Jaspal (DEC) <jaspal.walia@dec.ny.gov>
Cc: Libby Broderick <lbroderick@be3corp.com>; John Berry <jberry@be3corp.com>
Subject: Pilgrim Tanks and Sidewall sampling
Importance: High

ATTENTION: This email came from an external source. Do not open attachments or click on links from unknown senders or unexpected emails.

Hi Jaspal.

Talked with Libby and I know she had a conversation with you. Just wanted to get confirmation in writing.

1. Sidewall remediation confirmatory samples – we are going to follow the sample number from the RAWP if we excavate to the property line; however, if we excavate PAST the property line

we can significantly reduce the sample quantity (e.g., 2 or 3 for east and north walls each). Reasoning is that we know offsite soil is likely impacted urban backfill.

2. Tank yank confirmatory samples – there were 4 tanks found on site. Two tanks were in same excavation, and therefore there were only 3 excavations total. The excavation that housed the small oil tank was 'consumed' by remedial activities except for 1 sidewall. Since this remaining wall borders the property line, please confirm that we can 'count' this sample as a sidewall remediation confirmatory sample. Reasoning is that this sample is likely not going to pass CP-51 due to impacted urban fill offsite. Other 2 excavations have no issues and will be sampled with typical protocol (i.e., 1 bottom and 4 sidewalls).
3. Spill documentation – since this is a BCP site, please confirm that our daily reporting that includes photos and text, and the sample confirmation data listed above will be sufficient to "close out" these tank yanks/spills. If so, then this documentation will be presented in the FER.

Libby/John, let me know if I missed anything.

Jason M. Brydges, P.E. MS/MBA
President

BRYDGES ENGINEERING
IN ENVIRONMENT AND ENERGY, DPC

960 Busti Avenue, Suite B-150
Buffalo, New York, 14213

Office: 716.249.6880
Direct: 716.362.6533
Cell: 716.830.8636

be3corp.com

APPENDIX H

NEW MONITORING WELLS

BRYDGES ENGINEERING
IN ENVIRONMENT AND ENERGY, DPC

TABLE R4
SUMMARY OF GROUNDWATER WELL SAMPLE VOC ANALYTICAL RESULTS
PILGRIM FAMILY SITE

Parameters Tested	Sample Identification				NYSDEC TOGS 1.1.1 GA
	REM-1 (MW-R1)	REM-2	REM-3	REM-4 (MW-R4)	
	9/20/2022	7/7/2022	7/7/2022	9/20/2022	
VOLATILE ORGANIC COMPOUNDS (VOCs)					
Toluene	1.3 J	ND	ND	ND	5
Diethyl phthalate	5 B	ND	ND	4.3 JB	50

Notes: All units in microgams per liter (µg/L)
NYSDEC New York State Department of Environmental Conservation
TOGS Technical and Operational Guidance Series
ND Analyte not detected
1.3 Analyte detected
844 Analyte exceeds NYSDEC TOGS guidance value
B Compound was found in blank and sample
J Estimated concentration

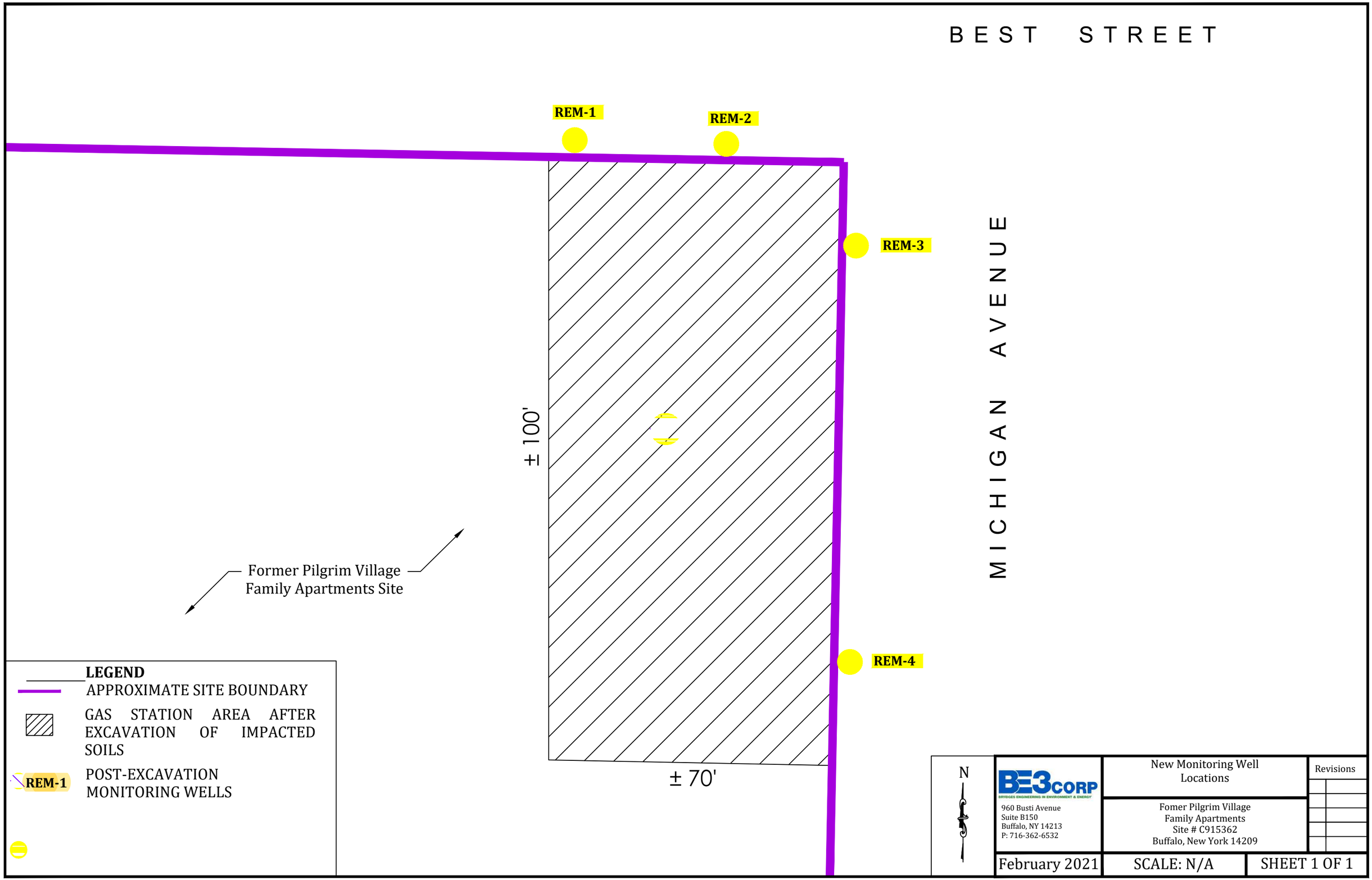
BEST STREET
REM-1
REM-2
REM-3
REM-4
MICHIGAN AVENUE
± 100'
± 70'
Former Pilgrim Village
Family Apartments Site
LEGEND
APPROXIMATE SITE BOUNDARY
GAS STATION AREA AFTER EXCAVATION OF IMPACTED SOILS
REM-1
POST-EXCAVATION MONITORING WELLS
N
BE3CORP
BRIDGES ENGINEERING IN ENVIRONMENT & ENERGY
960 Busti Avenue
Suite B150
Buffalo, NY 14213
P: 716-362-6532
New Monitoring Well Locations
Fomer Pilgrim Village
Family Apartments
Site # C915362
Buffalo, New York 14209
Revisions
February 2021
SCALE: N/A
SHEET 1 OF 1

WELL DEVELOPMENT LOG

PROJECT TITLE: Pilgrim Village Family WELL NO.: MW-R1

PROJECT NO.: #8037

STAFF: Sydney Deck & Tim Burmeier

DATE(S): 9/19/2022

DEVELOPMENT METHOD: Slug / Purge Initial Turbidity of >1000 for first 3 readings and visual of water led to no added turbidity readings

			WELL ID.	VOL. (GAL/FT)
1. DEPTH TO WELL BOTTOM (FT. BTOR)	=	18.11	1"	0.04
2. WATER LEVEL BELOW TOP OF RISER (FT. BTOR)	=	9.22	2"	0.17
3. NUMBER OF FEET STANDING WATER (#1 - #2)	=	8.89	3"	0.38
4. VOLUME OF WATER/FOOT OF CASING (GALLONS)	=	0.17	4"	0.66
5. VOLUME OF WATER IN CASING (GAL.)(#3 x #4)	=	1.51	5"	1.04
6. VOLUME OF WATER TO REMOVE (GAL.)(#5 x_____)	=	4.53	6"	1.50
7. VOLUME OF WATER ACTUALLY REMOVED (GAL.)	=	5.50	8"	2.60

OR

$V=0.0408 \times (\text{CASING DIAMETER})^2$

PARAMETERS	ACCUMULATED VOLUME PURGED (GALLONS)										
	0.5	1	1.5	2	2.5	3	3.5	4	4.5	5	5.5
pH	7.13	6.93	6.90	6.85	6.80	6.82	6.84	6.87	6.90	6.92	7.21
TEMPERATURE (°C)	17.49	18.47	18.57	18.64	18.64	18.60	18.59	18.50	18.48	18.44	17.95
SPEC. COND. (S/m)	2600	2526	2518	2667	2880	2892	2800	1918	809	779	2833
ORP (mV)	58.6	42.1	36.9	41.1	49.1	52.8	53.2	52.2	51.5	52.0	48.7
DISSOLVED OXYGEN (mg/l)	1.78	1.61	1.63	1.19	1.58	2.51	2.92	3.01	2.30	0.89	2.99
TURBIDITY (NTU)	>1000	>1000	>1000	see 1	see 2	see 3	see 4	see 5	see 6	see 7	see 8
DEPTH TO WATER (btor)	11.05	10.92	11.08		13.25		14.12	13.85	13.60		11.41
TIME	10:45	10:50	10:55	11:00	11:05	11:10	11:15	11:20	11:25	11:30	11:35

COMMENTS: Turbidity meter would not properly calibrate blank sample. Providing false readings.

1 . Medium brown, opaque
2 . See 1
3 . Clering up, opaque ligh brown
4 . See 3
5 . Cloudy light brown
6 . Slightly cloudy
7 . See 6
8 . Clear, slighly cloudy

WELL DEVELOPMENT LOG

PROJECT TITLE: Pilgrim Village Family WELL NO.: REM-2

PROJECT NO.: C915362

STAFF: Dalton Stack, SydneyDeck

DATE(S): July 6th 2022

DEVELOPMENT METHOD: Well Slug / Purge

Lat : 42.90385 Long: -78.89289

			WELL ID.	VOL. (GAL/FT)
1. DEPTH TO WELL BOTTOM (FT. BTOR)	=	18'	1"	0.04
2. WATER LEVEL BELOW TOP OF RISER (FT. BTOR)	=	9.34	2"	0.17
3. NUMBER OF FEET STANDING WATER (#1 - #2)	=	8.66	3"	0.38
4. VOLUME OF WATER/FOOT OF CASING (GALLONS)	=	0.17	4"	0.66
5. VOLUME OF WATER IN CASING (GAL.)(#3 x #4)	=	1.47	5"	1.04
6. VOLUME OF WATER TO REMOVE (GAL.)(#5 x_____)	=	4.50	6"	1.50
7. VOLUME OF WATER ACTUALLY REMOVED (GAL.)	=	5.00	8"	2.60

OR

$V=0.0408 \times (\text{CASING DIAMETER})^2$

PARAMETERS	ACCUMULATED VOLUME PURGED (GALLONS)										
	1	2	3	4	5						
pH	7.90	7.69	7.67	7.57	7.34						
TEMPERATURE (°C)	18.88	18.89	18.63	18.94	18.81						
SPEC. COND. (S/m)	2804	2907	2835	2850	2836						
ORP (mV)	56.3	54.4	60.8	61.6	55.6						
DISSOLVED OXYGEN (mg/l)	6.04	4.74	5.55	6.12	6.42						
TURBIDITY (NTU)	832	707	353	406	133						
DEPTH TO WATER (btor)	9.34	9.35	9.41	9.45	9.51						
TIME	9:30	9:45	10:00	10:15	10:30						

COMMENTS:

PAGE ____ OF ____

WELL DEVELOPMENT LOG

PROJECT TITLE: Pilgrim Village Family WELL NO.: REM-3

PROJECT NO.: C915362

STAFF: Dalton Stack, SydneyDeck

DATE(S): July 6th 2022

DEVELOPMENT METHOD: Well Slug / Purge

Lat: 42.90377 Long: -78.86273

			WELL ID.	VOL. (GAL/FT)
1. DEPTH TO WELL BOTTOM (FT. BTOR)	=	18'	1"	0.04
2. WATER LEVEL BELOW TOP OF RISER (FT. BTOR)	=	10.58	2"	0.17
3. NUMBER OF FEET STANDING WATER (#1 - #2)	=	7.42	3"	0.38
4. VOLUME OF WATER/FOOT OF CASING (GALLONS)	=	0.17	4"	0.66
5. VOLUME OF WATER IN CASING (GAL.)(#3 x #4)	=	1.26	5"	1.04
6. VOLUME OF WATER TO REMOVE (GAL.)(#5 x_____)	=	3.78	6"	1.50
7. VOLUME OF WATER ACTUALLY REMOVED (GAL.)	=	5.00	8"	2.60

OR

$V=0.0408 \times (\text{CASING DIAMETER})^2$

PARAMETERS	ACCUMULATED VOLUME PURGED (GALLONS)										
	1	2	3	4	5						
pH	7.63	8.00	7.98	8.30	8.08						
TEMPERATURE (°C)	16.50	15.82	15.84	18.04	16.61						
SPEC. COND. (S/m)	2887	2845	2681	2990	2930						
ORP (mV)	64.8	53.3	42.3	42.9	56.2						
DISSOLVED OXYGEN (mg/l)	4.32	5.2	3.74	4.56	3.29						
TURBIDITY (NTU)	840	713	647	497	192						
DEPTH TO WATER (btor)	10.58	12.81	14.85	13.79	13.94						
TIME	11:00	11:15	11:30	11:45	12:00						

COMMENTS:

PAGE ____ OF ____

WELL DEVELOPMENT LOG

PROJECT TITLE: Pilgrim Village Family WELL NO.: MW-R4

PROJECT NO.: #8037

STAFF: Sydney Deck & Tim Burmeier

DATE(S): 9/19/2022 DEVELOPMENT

METHOD: Slug / Purge Initial turbidity of >1000 and visual of water led to no added turbidity readings

			WELL ID.	VOL. (GAL/FT)
1. DEPTH TO WELL BOTTOM (FT. BTOR)	=	20.23	1"	0.04
2. WATER LEVEL BELOW TOP OF RISER (FT. BTOR)	=	13.14	2"	0.17
3. NUMBER OF FEET STANDING WATER (#1 - #2)	=	7.09	3"	0.38
4. VOLUME OF WATER/FOOT OF CASING (GALLONS)	=	0.17	4"	0.66
5. VOLUME OF WATER IN CASING (GAL.)(#3 x #4)	=	1.21	5"	1.04
6. VOLUME OF WATER TO REMOVE (GAL.)(#5 x_____)	=	3.62	6"	1.50
7. VOLUME OF WATER ACTUALLY REMOVED (GAL.)	=	6.50	8"	2.60

OR

V=0.0408 x (CASING DIAMETER)²

PARAMETERS	ACCUMULATED VOLUME PURGED (GALLONS)												
	0.5	1	1.5	2	2.5	3	3.5	4	4.5	5	5.5	6	6.5
pH	7.09	6.98	6.94	6.88	6.84	6.83	6.81	6.79	6.79	6.78	6.78	6.80	6.96
TEMPERATURE (°C)	15.94	16.20	15.91	15.98	15.93	15.86	15.84	15.67	15.67	15.56	15.38	15.14	15.68
SPEC. COND. (S/m)	1008	964	971	1009	965	945	926	926	928	935	967	980	1716
ORP (mV)	-0.8	4.6	5.2	9.6	9.3	9.0	9.7	10.7	8.9	8.8	2.4	-12.70	-28.60
DISSOLVED OXYGEN (mg/l)	2.61	3.28	3.20	4.11	3.50	3.00	2.46	2.18	2.29	2.08	1.54	1.0	2.4
TURBIDITY (NTU)	see 1	see 2	see 3	see 4	see 5	see 6	see 7	see 8	see 9	see 10	see 11	see 12	see 13
DEPTH TO WATER (btor)	13.45		14.94			15.83			17.15			17.60	18.37
TIME	9:20	9:25	9:30	9:35	9:40	9:45	9:50	9:55	10:00	10:05	10:10	10:15	10:20

COMMENTS: Turbidity meter would not properly calibrate blank sample. Providing false readings

1 >1000
2 Brown, murky, opaque
3 see 2
4 cloudy, light brown
5 see 3
6 slightly cloudy
7 see 6
8 cloudy (agitated)
9 cloudy
10 cloudy, light brown, clearing up
11 clearing up, opaque
12 opaque, light brown

PAGE ____ OF ____

LOW FLOW GROUNDWATER PURGING/SAMPLING LOG

Project: Pilgrim Village Family Site: #8037 Well I.D.: REM-1 (MW-R1)

Date: 9/20/2022 Sampling Personnel: Sydney Deck Company: BE3

Purging/ Sampling Device: Geopump-II Geotech Peristaltic Pump Tubing Type: HDPE/Silicon Pump/Tubing Inlet Location: TOR

Measuring Point: BTOR Initial Depth to Water: 9.31 Depth to Well Bottom: 18.92 Well Diameter: 2 in Screen Length: 10'

Casing Type: PVC Volume in 1 Well Casing (gallons): 1.7 Estimated Purge Volume (gallons): 1

Sample ID: MW-R1 Sample Time: 9:40 QA/QC:

Sample Parameters: Metals, VOCs, SVOCs

PURGE PARAMETERS

TIME	pH	TEMP (^{0}C)	COND. (mS/cm)	DISS. O_2 (mg/l)	TURB. (NTU)	Eh (mV)	FLOW RATE (ml/min.)	DEPTH TO WATER (btor)
9:20	7.01	17.84	2923	1.02	22.30	55.0	150	10.06
9:25	6.80	18.14	2930	0.35	11.80	54.6	150	9.93
9:30	6.74	18.37	2913	0.22	8.51	48.7	150	9.92
9:35	6.74	18.69	2796	0.16	5.94	41.4	150	9.92
9:40								
Tolerance:	**0.1**	**---**	**3%**	**10%**	**10%**	**+ or - 10**	**---**	

Information: WATER VOLUMES--0.75 inch diameter well = 87 ml/ft; 1 inch diameter well = 154 ml/ft; 2 inch diameter well = 617 ml/ft; 4 inch diameter well = 2470 ml/ft ($vol_{cyl} = \pi r^2 h$)

Remarks:

LOW FLOW GROUNDWATER PURGING/SAMPLING LOG

Project: Pilgrim Village Family Site: 1100 Michigan Ave Well I.D.: REM-2

Date: 7/7/2022 Sampling Personnel: Sydney Deck & Dalton Stack Company: BE3

Purging/ Sampling Device: Peristaltic Pump Tubing Type: Silicon FDA/Env Grade Pump/Tubing Inlet Location:

Measuring Point: TOC Initial Depth to Water: 9.34 Depth to Well Bottom: 18' Well Diameter: 2" Screen Length: 10"

Casing Type: PVC Volume in 1 Well Casing (liters): Estimated Purge Volume (liters):

Sample ID: REM-2 Sample Time: 10:30AM QA/QC: REM-22

Sample Parameters:

PURGE PARAMETERS

TIME	pH	TEMP (°C)	COND. (mS/cm)	DISS. O_2 (mg/l)	TURB. (NTU)	Eh (mV)	FLOW RATE (ml/min.)	DEPTH TO WATER (btor)
9:15	7.47	19.34	2932	3.04	12.90	71.6	-	9.34
9:30	7.43	19.32	2929	3.09	10.70	72.7	-	9.36
9:45	7.39	19.28	2922	3.03	10.20	72.9	-	9.41
10:00	7.41	19.03	2918	3.26	9.82	71.8	-	9.47
10:15	7.38	19.08	2921	3.24	9.01	71.0	-	9.51
Tolerance:	**0.1**	**---**	**3%**	**10%**	**10%**	**+ or - 10**	**---**	

Information: WATER VOLUMES--0.75 inch diameter well = 87 ml/ft; 1 inch diameter well = 154 ml/ft; 2 inch diameter well = 617 ml/ft; 4 inch diameter well = 2470 ml/ft ($vol_{cyl} = \pi r^2 h$)

Remarks:

LOW FLOW GROUNDWATER PURGING/SAMPLING LOG

Project: Pilgrim Village Family Site: 1100 Michigan Ave Well I.D.: REM-3

Date: 7/7/2022 Sampling Personnel: Sydney Deck & Dalton Stack Company: BE3

Purging/ Sampling Device: Peristaltic Pump Tubing Type: Silicon FDA/Env Grade Pump/Tubing Inlet Location:

Measuring Point: TOC Initial Depth to Water: 11.92 Depth to Well Bottom: 18' Well Diameter: 2" Screen Length: 10"

Casing Type: PVC Volume in 1 Well Casing (liters): Estimated Purge Volume (liters):

Sample ID: REM-3 Sample Time: 12:30AM QA/QC: N/A

Sample Parameters:

PURGE PARAMETERS

TIME	pH	TEMP (^{0}C)	COND. (mS/cm)	DISS. O_2 (mg/l)	TURB. (NTU)	Eh (mV)	FLOW RATE (ml/min.)	DEPTH TO WATER (btor)
11:15	8.90	16.48	2362	4.96	374.00	48.0	-	11.92
11:30	8.30	16.50	2787	5.01	497.00	53.3	-	13.14
11:45	8.08	15.89	2894	4.54	422.00	47.7	-	15.24
12:00	7.98	16.41	2934	3.74	393.00	52.4	-	14.78
12:15	7.92	16.38	2980	3.18	341.00	56.7	-	14.92
Tolerance:	**0.1**	**---**	**3%**	**10%**	**10%**	**+ or - 10**	**---**	

Information: WATER VOLUMES--0.75 inch diameter well = 87 ml/ft; 1 inch diameter well = 154 ml/ft; 2 inch diameter well = 617 ml/ft; 4 inch diameter well = 2470 ml/ft ($vol_{cyl} = \pi r^2 h$)

Remarks:

LOW FLOW GROUNDWATER PURGING/SAMPLING LOG

Project: Pilgrim Village Family Site: #8037 Well I.D.: REM-4 (MW-R4)

Date: 9/20/2022 Sampling Personnel: Sydney Deck Company: BE3

Purging/ Sampling Device: Geopump-II Geotech Peristaltic Pump Tubing Type: HDPE/Silicon Pump/Tubing Inlet Location: TOR

Measuring Point: BTOR Initial Depth to Water: 13.21 Depth to Well Bottom: 20.20 Well Diameter: 2 in Screen Length: 10'

Casing Type: PVC Volume in 1 Well Casing (gallons): 1.2 Estimated Purge Volume (gallons): 1

Sample ID: MW-R4 Sample Time: 10:50 QA/QC:

Sample Parameters: Metals, VOCs, SVOCs

PURGE PARAMETERS

TIME	pH	TEMP (^{0}C)	COND. (mS/cm)	DISS. O_2 (mg/l)	TURB. (NTU)	Eh (mV)	FLOW RATE (ml/min.)	DEPTH TO WATER (btor)
10:30	7.06	17.50	1882	0.95	10.02	10.4	150	13.51
10:35	7.00	17.59	1883	1.47	9.42	18.3	200	13.69
10:40	6.99	17.56	1891	1.71	6.70	20.9	150	13.75
10:45	6.99	17.33	1894	1.78	6.28	16.7	100	13.88
10:50	6.99	17.41	1891	1.56	6.55	6.7	150	13.96
Tolerance:	**0.1**	**---**	**3%**	**10%**	**10%**	**+ or - 10**	**---**	

Information: WATER VOLUMES--0.75 inch diameter well = 87 ml/ft; 1 inch diameter well = 154 ml/ft; 2 inch diameter well = 617 ml/ft; 4 inch diameter well = 2470 ml/ft ($vol_{cyl} = \pi r^2 h$)

Remarks:

DRILLING SUMMARY

Geologist: Tim Burmeier
Sydney Deck

Contractor: SJB

Operator: Art Koske

Model: Geoprbe 6620DT

Date: 9/9/2022

GEOLOGIC LOG

Depth(ft.)	Description
0-2'	Fine to coarse sand, slightly moist
2-4'	Med brown silty fine sand, trace coarse sand, moist
4-6'	Brown silty fine sand, trace coarse gravel, moist
6-8'	silty fine to coarse sand, wet
8-10'	silty fine to coarse sand, coarse gravel, wet
10-18'	No Cuttings available

DEPTH

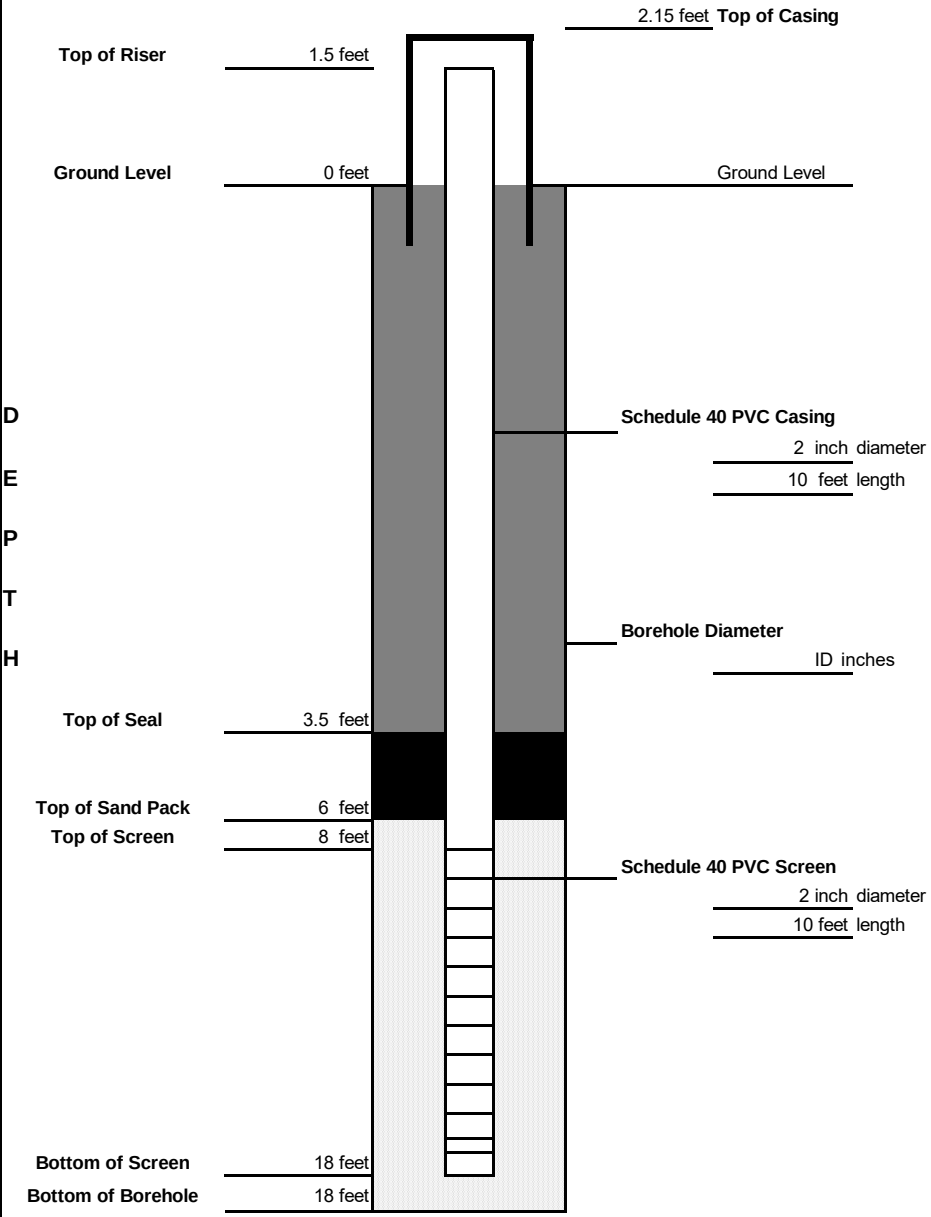

WELL DESIGN

CASING MATERIAL	SCREEN MATERIAL	FILTER MATERIAL
Surface: 4" Steel protective cover (Stick Up)	**Type:** 2" Schedule 40 PVC	**Type:** #0 Sand **Setting:** 6'-18'
Monitor: 2" Schedule 40 PVC	**Slot Size:** 0.010"	**SEAL MATERIAL**
	Setting: 8-18'	**Type 1:** Bentonite Chips **Setting:** 3.5'-6' **Type 1:** N/A **Setting:** N/A

COMMENTS:

LEGEND

- Cement Grout
- Bentonite Seal
- Sand Pack

Client: SA&A	**Location:** 1100 Michigan Ave	**Project No.:** 8037
BE3CORP	**MONITORING WELL CONSTRUCTION DETAILS**	**Well Number: REM-1 (MW-R1)**

DRILLING SUMMARY

Geologist: N/A

Contractor: Buffalo Drilling Company

Operator:

Model: Truck Mounted Rig

Date: 6/13/2022

GEOLOGIC LOG

Depth(ft.)	Description
0-3.5'	Fill/Topsoil sandy clay/silt; Dark Brown-Black-Loamy
3.5-5'	Sand
5-8'	Red-brown sandy/silty clay

WELL DESIGN

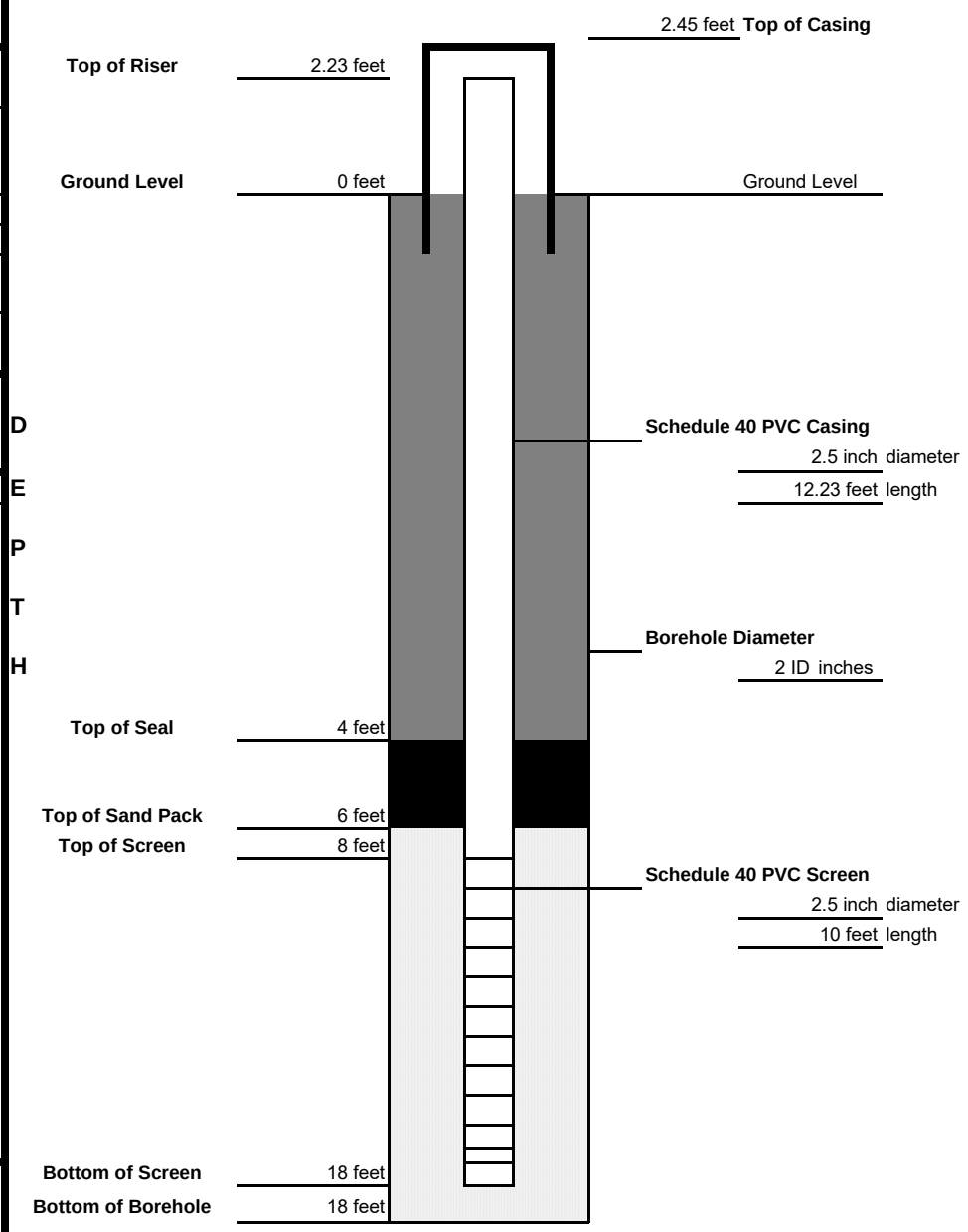

CASING MATERIAL	SCREEN MATERIAL	FILTER MATERIAL
Surface: 4" Steel protective cover (Stick Up)	**Type:** 2" Schedule 40 PVC	**Type:**
	Slot Size: 0.010"	**Setting:**
Monitor: 2" Schedule 40 PVC	**Setting:**	**SEAL MATERIAL**
		Type 1: Bentonite chips
		Setting:
		Type 1:
		Setting:

COMMENTS:

The PID was used to detect any VOC's during construction of these wells. PID consistently detected 0 ppm in VOC exceedance.

LEGEND

- Cement Grout
- Bentonite Seal
- Sand Pack

Client: Pilgrim Village	**Location:** 1100 Michigan Ave	**Project No.:** C915362
BE3 960 Busti Avenue, Suite B-150 Buffalo, NY 14213 716.249.6880 be3corp.com	**MONITORING WELL CONSTRUCTION DETAILS**	**Well Number: REM-2**

DRILLING SUMMARY

Geologist: N/A

Contractor: Buffalo Drilling Company

Operator:

Model: Truck Mounted Rig

Date: 6/13/2022

GEOLOGIC LOG

Depth(ft.)	Description
0-4'	Fill/Topsoil. Sandy clay/silt; dark brown - black - loamy
4-8'	Sandy clay/silt; dark brown black - loamy
8'	Sand

WELL DESIGN

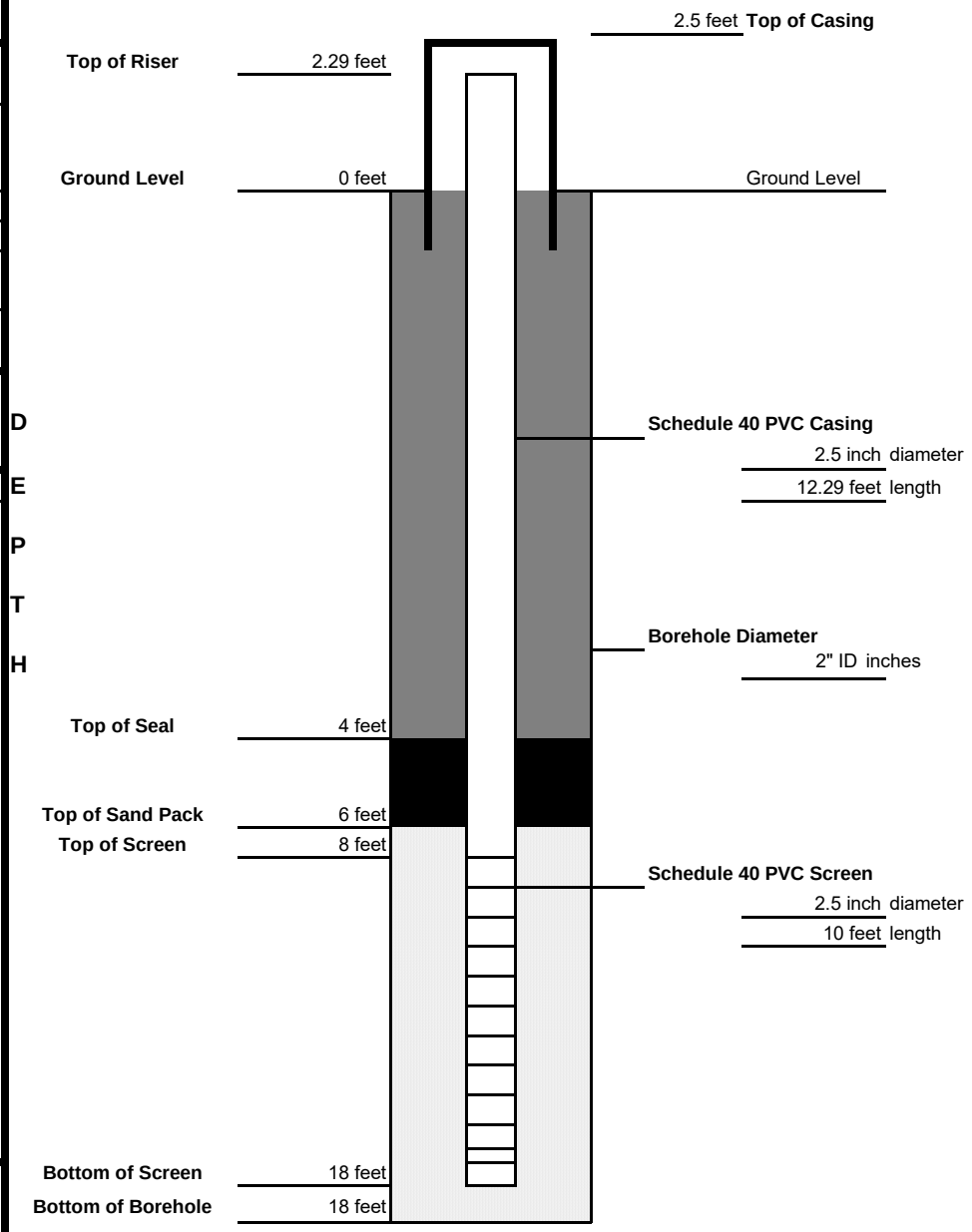

CASING MATERIAL

Surface: 4" Steel protective cover (Stick Up)

Monitor: 2" Schedule 40 PVC

SCREEN MATERIAL

Type: 2" Schedule 40 PVC

Slot Size: 0.010"

Setting:

FILTER MATERIAL

Type:

Setting:

SEAL MATERIAL

Type 1: Bentonite chips

Setting:

Type 1:

Setting:

COMMENTS:

A PID was used to measure potential VOC's while constructing the well. PID measured 0 ppm consistently throughout construction.

LEGEND

- Cement Grout
- Bentonite Seal
- Sand Pack

Client: Pilgrim Village Family

Location: 1100 Michigan Ave

Project No.: C915362

BE3
960 Busti Avenue, Suite B-150
Buffalo, NY 14213
716.249.6880 be3corp.com

MONITORING WELL CONSTRUCTION DETAILS

Well Number: REM-3

DRILLING SUMMARY

Geologist: Tim Burmeier
Sydney Deck

Contractor: SJB

Operator: Art Koske

Model: Geoprbe 6620DT

Date: 9/9/2022

GEOLOGIC LOG

Depth(ft.)	Description
0-4'	Silty fine sand, some fine gravel, slightly moist
4-6'	silty fine sand, fine to coarse gravel, gray/brown
6-8'	Silty clay, moist, brown, soft
8-10'	Silty clay, moist, brown, soft
10-14'	Brown silty clay, very moist
14-15'	Fine sandy silt, some gravel
15-16'	Silty fine sand, trace coarse sand, trace clay, very soft, wet
16-18'	Silty fine sand, trace coarse sand, trace clay

DEPTH

WELL DESIGN

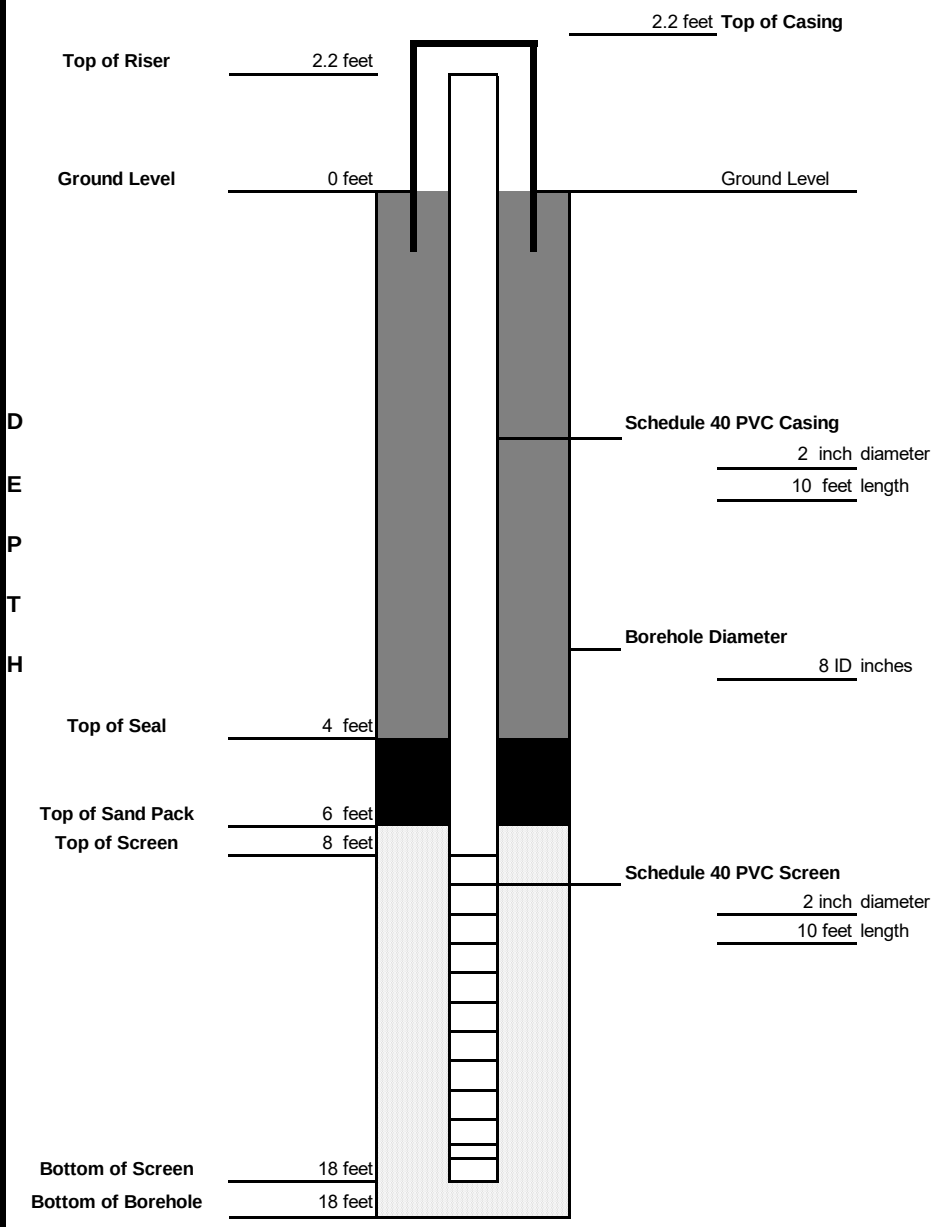

CASING MATERIAL

Surface: 4" Steel protective cover (Stick Up)

Monitor: 2" Schedule 40 PVC

SCREEN MATERIAL

Type: 2" Schedule 40 PVC

Slot Size: 0.010"

Setting: 8-18'

FILTER MATERIAL

Type: #0 Sand
Setting: 6'-18'

SEAL MATERIAL

Type 1: Bentonite Chips
Setting: 4'-6'
Type 1: N/A
Setting: N/A

COMMENTS:

LEGEND

- Cement Grout
- Bentonite Seal
- Sand Pack

Client: SA&A

Location: 1100 Michigan Ave

Project No.: 8037

BE3CORP

MONITORING WELL CONSTRUCTION DETAILS

Well Number: REM-4 (MW-R4)

eurofins | Environment Testing America

ANALYTICAL REPORT

Eurofins Buffalo
10 Hazelwood Drive
Amherst, NY 14228-2298
Tel: (716)691-2600

Laboratory Job ID: 480-199605-1
Client Project/Site: Pilgrim Village Family - Groundwater

For:
Brydges Engineering in Environment & Energy DPC
960 Busti Ave
Suite B-150
Buffalo, New York 14213

Attn: Mr. Dalton Stack

Authorized for release by:
7/14/2022 7:49:35 AM

John Beninati, Project Manager
(716)504-9874
John.Beninati@et.eurofinsus.com

LINKS

Review your project results through my EOL

Have a Question? Ask The Expert

Visit us at: www.eurofinsus.com/Env

The test results in this report meet all 2003 NELAC, 2009 TNI, and 2016 TNI requirements for accredited parameters, exceptions are noted in this report. This report may not be reproduced except in full, and with written approval from the laboratory. For questions please contact the Project Manager at the e-mail address or telephone number listed on this page.

This report has been electronically signed and authorized by the signatory. Electronic signature is intended to be the legally binding equivalent of a traditionally handwritten signature.

Results relate only to the items tested and the sample(s) as received by the laboratory.

Table of Contents

Cover Page 1
Table of Contents 2
Definitions/Glossary 3
Case Narrative 4
Detection Summary 5
Client Sample Results 7
Surrogate Summary 19
QC Sample Results 20
QC Association Summary 32
Lab Chronicle 34
Certification Summary 35
Method Summary 36
Sample Summary 37
Chain of Custody 38
Receipt Checklists 39

Definitions/Glossary

Client: Brydges Engineering in Environment & Energy DPC
Job ID: 480-199605-1
Project/Site: Pilgrim Village Family - Groundwater

Qualifiers

GC/MS VOA

Qualifier	Qualifier Description
*-	LCS and/or LCSD is outside acceptance limits, low biased.
J	Result is less than the RL but greater than or equal to the MDL and the concentration is an approximate value.
U	Indicates the analyte was analyzed for but not detected.

GC/MS Semi VOA

Qualifier	Qualifier Description
*1	LCS/LCSD RPD exceeds control limits.
J	Result is less than the RL but greater than or equal to the MDL and the concentration is an approximate value.
U	Indicates the analyte was analyzed for but not detected.

Metals

Qualifier	Qualifier Description
4	MS, MSD: The analyte present in the original sample is greater than 4 times the matrix spike concentration; therefore, control limits are not applicable.
B	Compound was found in the blank and sample.
J	Result is less than the RL but greater than or equal to the MDL and the concentration is an approximate value.
U	Indicates the analyte was analyzed for but not detected.

Glossary

Abbreviation	These commonly used abbreviations may or may not be present in this report.
¤	Listed under the "D" column to designate that the result is reported on a dry weight basis
%R	Percent Recovery
CFL	Contains Free Liquid
CFU	Colony Forming Unit
CNF	Contains No Free Liquid
DER	Duplicate Error Ratio (normalized absolute difference)
Dil Fac	Dilution Factor
DL	Detection Limit (DoD/DOE)
DL, RA, RE, IN	Indicates a Dilution, Re-analysis, Re-extraction, or additional Initial metals/anion analysis of the sample
DLC	Decision Level Concentration (Radiochemistry)
EDL	Estimated Detection Limit (Dioxin)
LOD	Limit of Detection (DoD/DOE)
LOQ	Limit of Quantitation (DoD/DOE)
MCL	EPA recommended "Maximum Contaminant Level"
MDA	Minimum Detectable Activity (Radiochemistry)
MDC	Minimum Detectable Concentration (Radiochemistry)
MDL	Method Detection Limit
ML	Minimum Level (Dioxin)
MPN	Most Probable Number
MQL	Method Quantitation Limit
NC	Not Calculated
ND	Not Detected at the reporting limit (or MDL or EDL if shown)
NEG	Negative / Absent
POS	Positive / Present
PQL	Practical Quantitation Limit
PRES	Presumptive
QC	Quality Control
RER	Relative Error Ratio (Radiochemistry)
RL	Reporting Limit or Requested Limit (Radiochemistry)
RPD	Relative Percent Difference, a measure of the relative difference between two points
TEF	Toxicity Equivalent Factor (Dioxin)
TEQ	Toxicity Equivalent Quotient (Dioxin)
TNTC	Too Numerous To Count

Job ID: 480-199605-1

Laboratory: Eurofins Buffalo

Narrative

Job Narrative
480-199605-1

Comments
No additional comments.

Receipt
The samples were received on 7/7/2022 4:00 PM. Unless otherwise noted below, the samples arrived in good condition, and where required, properly preserved and on ice. The temperature of the cooler at receipt was 5.2º C.

GC/MS VOA
Method 8260C: The laboratory control sample and/or the laboratory control sample duplicate (LCS/LCSD) for analytical batch 480-632921 recovered outside control limits for the following analyte(s): 4-Methyl-2-pentanone (MIBK). 4-Methyl-2-pentanone (MIBK) has been identified as a poor performing analyte when analyzed using this method; therefore, re-extraction/re-analysis was not performed. The associated samples are impacted: REM-2 (480-199605-1), REM-22 (480-199605-2), REM-3 (480-199605-3) and TRIP BLANK (480-199605-4).

Method 8260C: The continuing calibration verification (CCV) associated with batch 480-632921 recovered above the upper control limit for Trichlorofluoromethane. The samples associated with this CCV were non-detects for the affected analytes; therefore, the data have been reported. The associated samples are impacted: REM-2 (480-199605-1), REM-22 (480-199605-2), REM-3 (480-199605-3) and TRIP BLANK (480-199605-4).

Method 8260C: The following sample(s) was collected in a properly preserved vial; however, the pH was outside the required criteria when verified by the laboratory. The sample was analyzed within the 7-day holding time specified for unpreserved samples: REM-3 (480-199605-3). pH is 7.

No additional analytical or quality issues were noted, other than those described above or in the Definitions/Glossary page.

GC/MS Semi VOA
Method 8270D: The RPD of the laboratory control sample (LCS) and laboratory control sample duplicate (LCSD) for preparation batch 480-633068 and analytical batch 480-633204 recovered outside control limits for multiple analytes.

No additional analytical or quality issues were noted, other than those described above or in the Definitions/Glossary page.

Metals
Method 6010C: The recovery of post spike, (480-199605-A-2-A PDS), associated with batch 480-633242, exhibited results outside quality control limits for Total Sodium and Antimony. However, the serial dilution (SD) of this sample was compliant, therefore no corrective action was necessary.

Methods 245.1, 7470A: Due to interference with the sample matrix, the standard mercury preparation procedure was inadequate for the following samples(s): REM-3 (480-199605-3). This was demonstrated when the potassium permanganate reagent was added and the characteristic purple color faded rapidly. This loss of color indicates oxidizing conditions were not maintained. The sample(s) was prepared and analyzed at a 1/2 dilution, which maintained the purple color during digestion.

No additional analytical or quality issues were noted, other than those described above or in the Definitions/Glossary page.

Organic Prep
Method 3510C: During pH adjustment, the following samples required 5 mL of base to reach the desired pH: REM-2 (480-199605-1) and REM-22 (480-199605-2). Most samples take less than 2 mL to reach the desired range.

No additional analytical or quality issues were noted, other than those described above or in the Definitions/Glossary page.

Detection Summary

Client: Brydges Engineering in Environment & Energy DPC
Job ID: 480-199605-1
Project/Site: Pilgrim Village Family - Groundwater

Client Sample ID: REM-2 — Lab Sample ID: 480-199605-1

Analyte	Result	Qualifier	RL	MDL	Unit	Dil Fac	D	Method	Prep Type
Caprolactam	2.7	J	5.0	2.2	ug/L	1		8270D	Total/NA
Aluminum	0.077	J	0.20	0.060	mg/L	1		6010C	Total/NA
Barium	0.11		0.0020	0.00070	mg/L	1		6010C	Total/NA
Calcium	551		0.50	0.10	mg/L	1		6010C	Total/NA
Copper	0.0081	J	0.010	0.0016	mg/L	1		6010C	Total/NA
Iron	0.096		0.050	0.019	mg/L	1		6010C	Total/NA
Lead	0.0042	J	0.010	0.0030	mg/L	1		6010C	Total/NA
Magnesium	300		0.20	0.043	mg/L	1		6010C	Total/NA
Manganese	0.22	B	0.0030	0.00040	mg/L	1		6010C	Total/NA
Nickel	0.0033	J	0.010	0.0013	mg/L	1		6010C	Total/NA
Potassium	37.8		0.50	0.10	mg/L	1		6010C	Total/NA
Sodium	85.3		1.0	0.32	mg/L	1		6010C	Total/NA
Vanadium	0.0018	J	0.0050	0.0015	mg/L	1		6010C	Total/NA
Zinc	0.0034	J B	0.010	0.0015	mg/L	1		6010C	Total/NA

Client Sample ID: REM-22 — Lab Sample ID: 480-199605-2

Analyte	Result	Qualifier	RL	MDL	Unit	Dil Fac	D	Method	Prep Type
Caprolactam	2.9	J	5.0	2.2	ug/L	1		8270D	Total/NA
Aluminum	0.066	J	0.20	0.060	mg/L	1		6010C	Total/NA
Barium	0.11		0.0020	0.00070	mg/L	1		6010C	Total/NA
Calcium	564		0.50	0.10	mg/L	1		6010C	Total/NA
Copper	0.0083	J	0.010	0.0016	mg/L	1		6010C	Total/NA
Iron	0.070		0.050	0.019	mg/L	1		6010C	Total/NA
Lead	0.0031	J	0.010	0.0030	mg/L	1		6010C	Total/NA
Magnesium	305		0.20	0.043	mg/L	1		6010C	Total/NA
Manganese	0.22	B	0.0030	0.00040	mg/L	1		6010C	Total/NA
Nickel	0.0031	J	0.010	0.0013	mg/L	1		6010C	Total/NA
Potassium	38.8		0.50	0.10	mg/L	1		6010C	Total/NA
Sodium	88.4		1.0	0.32	mg/L	1		6010C	Total/NA
Vanadium	0.0016	J	0.0050	0.0015	mg/L	1		6010C	Total/NA
Zinc	0.0031	J B	0.010	0.0015	mg/L	1		6010C	Total/NA

Client Sample ID: REM-3 — Lab Sample ID: 480-199605-3

Analyte	Result	Qualifier	RL	MDL	Unit	Dil Fac	D	Method	Prep Type
Acetone	4.3	J	10	3.0	ug/L	1		8260C	Total/NA
Aluminum	37.4		0.20	0.060	mg/L	1		6010C	Total/NA
Arsenic	0.012	J	0.015	0.0056	mg/L	1		6010C	Total/NA
Barium	0.37		0.0020	0.00070	mg/L	1		6010C	Total/NA
Beryllium	0.0016	J	0.0020	0.00030	mg/L	1		6010C	Total/NA
Cadmium	0.0015	J	0.0020	0.00050	mg/L	1		6010C	Total/NA
Calcium	717		0.50	0.10	mg/L	1		6010C	Total/NA
Chromium	0.048		0.0040	0.0010	mg/L	1		6010C	Total/NA
Cobalt	0.024		0.0040	0.00063	mg/L	1		6010C	Total/NA
Copper	0.047		0.010	0.0016	mg/L	1		6010C	Total/NA
Iron	45.5		0.050	0.019	mg/L	1		6010C	Total/NA
Lead	0.058		0.010	0.0030	mg/L	1		6010C	Total/NA
Magnesium	133		0.20	0.043	mg/L	1		6010C	Total/NA
Manganese	2.9	B	0.0030	0.00040	mg/L	1		6010C	Total/NA
Nickel	0.058		0.010	0.0013	mg/L	1		6010C	Total/NA
Potassium	30.6		0.50	0.10	mg/L	1		6010C	Total/NA

This Detection Summary does not include radiochemical test results.

Eurofins Buffalo

Detection Summary

Client: Brydges Engineering in Environment & Energy DPC
Job ID: 480-199605-1
Project/Site: Pilgrim Village Family - Groundwater

Client Sample ID: REM-3 (Continued) — Lab Sample ID: 480-199605-3

Analyte	Result	Qualifier	RL	MDL	Unit	Dil Fac	D	Method	Prep Type
Sodium	472		1.0	0.32	mg/L	1		6010C	Total/NA
Vanadium	0.069		0.0050	0.0015	mg/L	1		6010C	Total/NA
Zinc	0.15	B	0.010	0.0015	mg/L	1		6010C	Total/NA
Mercury	0.00023	J	0.00040	0.000086	mg/L	1		7470A	Total/NA

Client Sample ID: TRIP BLANK — Lab Sample ID: 480-199605-4

No Detections.

This Detection Summary does not include radiochemical test results.

Client Sample Results

Client: Brydges Engineering in Environment & Energy DPC
Project/Site: Pilgrim Village Family - Groundwater

Job ID: 480-199605-1

Client Sample ID: REM-2

Date Collected: 07/07/22 10:30
Date Received: 07/07/22 16:00

Lab Sample ID: 480-199605-1

Matrix: Water

Method: 8260C - Volatile Organic Compounds by GC/MS

Analyte	Result	Qualifier	RL	MDL	Unit	D	Prepared	Analyzed	Dil Fac
1,1,1-Trichloroethane	1.0	U	1.0	0.82	ug/L			07/08/22 16:33	1
1,1,2,2-Tetrachloroethane	1.0	U	1.0	0.21	ug/L			07/08/22 16:33	1
1,1,2-Trichloro-1,2,2-trifluoroethane	1.0	U	1.0	0.31	ug/L			07/08/22 16:33	1
1,1,2-Trichloroethane	1.0	U	1.0	0.23	ug/L			07/08/22 16:33	1
1,1-Dichloroethane	1.0	U	1.0	0.38	ug/L			07/08/22 16:33	1
1,1-Dichloroethene	1.0	U	1.0	0.29	ug/L			07/08/22 16:33	1
1,2,4-Trichlorobenzene	1.0	U	1.0	0.41	ug/L			07/08/22 16:33	1
1,2-Dibromo-3-Chloropropane	1.0	U	1.0	0.39	ug/L			07/08/22 16:33	1
1,2-Dibromoethane	1.0	U	1.0	0.73	ug/L			07/08/22 16:33	1
1,2-Dichlorobenzene	1.0	U	1.0	0.79	ug/L			07/08/22 16:33	1
1,2-Dichloroethane	1.0	U	1.0	0.21	ug/L			07/08/22 16:33	1
1,2-Dichloropropane	1.0	U	1.0	0.72	ug/L			07/08/22 16:33	1
1,3-Dichlorobenzene	1.0	U	1.0	0.78	ug/L			07/08/22 16:33	1
1,4-Dichlorobenzene	1.0	U	1.0	0.84	ug/L			07/08/22 16:33	1
2-Butanone (MEK)	10	U	10	1.3	ug/L			07/08/22 16:33	1
2-Hexanone	5.0	U	5.0	1.2	ug/L			07/08/22 16:33	1
4-Methyl-2-pentanone (MIBK)	5.0	U *-	5.0	2.1	ug/L			07/08/22 16:33	1
Acetone	10	U	10	3.0	ug/L			07/08/22 16:33	1
Benzene	1.0	U	1.0	0.41	ug/L			07/08/22 16:33	1
Bromodichloromethane	1.0	U	1.0	0.39	ug/L			07/08/22 16:33	1
Bromoform	1.0	U	1.0	0.26	ug/L			07/08/22 16:33	1
Bromomethane	1.0	U	1.0	0.69	ug/L			07/08/22 16:33	1
Carbon disulfide	1.0	U	1.0	0.19	ug/L			07/08/22 16:33	1
Carbon tetrachloride	1.0	U	1.0	0.27	ug/L			07/08/22 16:33	1
Chlorobenzene	1.0	U	1.0	0.75	ug/L			07/08/22 16:33	1
Chloroethane	1.0	U	1.0	0.32	ug/L			07/08/22 16:33	1
Chloroform	1.0	U	1.0	0.34	ug/L			07/08/22 16:33	1
Chloromethane	1.0	U	1.0	0.35	ug/L			07/08/22 16:33	1
cis-1,2-Dichloroethene	1.0	U	1.0	0.81	ug/L			07/08/22 16:33	1
cis-1,3-Dichloropropene	1.0	U	1.0	0.36	ug/L			07/08/22 16:33	1
Cyclohexane	1.0	U	1.0	0.18	ug/L			07/08/22 16:33	1
Dibromochloromethane	1.0	U	1.0	0.32	ug/L			07/08/22 16:33	1
Dichlorodifluoromethane	1.0	U	1.0	0.68	ug/L			07/08/22 16:33	1
Ethylbenzene	1.0	U	1.0	0.74	ug/L			07/08/22 16:33	1
Isopropylbenzene	1.0	U	1.0	0.79	ug/L			07/08/22 16:33	1
Methyl acetate	2.5	U	2.5	1.3	ug/L			07/08/22 16:33	1
Methyl tert-butyl ether	1.0	U	1.0	0.16	ug/L			07/08/22 16:33	1
Methylcyclohexane	1.0	U	1.0	0.16	ug/L			07/08/22 16:33	1
Methylene Chloride	1.0	U	1.0	0.44	ug/L			07/08/22 16:33	1
Styrene	1.0	U	1.0	0.73	ug/L			07/08/22 16:33	1
Tetrachloroethene	1.0	U	1.0	0.36	ug/L			07/08/22 16:33	1
Toluene	1.0	U	1.0	0.51	ug/L			07/08/22 16:33	1
trans-1,2-Dichloroethene	1.0	U	1.0	0.90	ug/L			07/08/22 16:33	1
trans-1,3-Dichloropropene	1.0	U	1.0	0.37	ug/L			07/08/22 16:33	1
Trichloroethene	1.0	U	1.0	0.46	ug/L			07/08/22 16:33	1
Trichlorofluoromethane	1.0	U	1.0	0.88	ug/L			07/08/22 16:33	1
Vinyl chloride	1.0	U	1.0	0.90	ug/L			07/08/22 16:33	1
Xylenes, Total	2.0	U	2.0	0.66	ug/L			07/08/22 16:33	1

Client Sample Results

Client: Brydges Engineering in Environment & Energy DPC
Project/Site: Pilgrim Village Family - Groundwater

Job ID: 480-199605-1

Client Sample ID: REM-2

Date Collected: 07/07/22 10:30
Date Received: 07/07/22 16:00

Lab Sample ID: 480-199605-1

Matrix: Water

Surrogate	*%Recovery*	*Qualifier*	*Limits*	*Prepared*	*Analyzed*	*Dil Fac*
1,2-Dichloroethane-d4 (Surr)	*110*		*77 - 120*		*07/08/22 16:33*	*1*
4-Bromofluorobenzene (Surr)	*114*		*73 - 120*		*07/08/22 16:33*	*1*
Dibromofluoromethane (Surr)	*112*		*75 - 123*		*07/08/22 16:33*	*1*
Toluene-d8 (Surr)	*96*		*80 - 120*		*07/08/22 16:33*	*1*

Method: 8270D - Semivolatile Organic Compounds (GC/MS)

Analyte	Result	Qualifier	RL	MDL	Unit	D	Prepared	Analyzed	Dil Fac
2,4,5-Trichlorophenol	5.0	U	5.0	0.48	ug/L		07/11/22 09:50	07/12/22 16:31	1
2,4,6-Trichlorophenol	5.0	U	5.0	0.61	ug/L		07/11/22 09:50	07/12/22 16:31	1
2,4-Dichlorophenol	5.0	U	5.0	0.51	ug/L		07/11/22 09:50	07/12/22 16:31	1
2,4-Dimethylphenol	5.0	U	5.0	0.50	ug/L		07/11/22 09:50	07/12/22 16:31	1
2,4-Dinitrophenol	10	U	10	2.2	ug/L		07/11/22 09:50	07/12/22 16:31	1
2,4-Dinitrotoluene	5.0	U	5.0	0.45	ug/L		07/11/22 09:50	07/12/22 16:31	1
2,6-Dinitrotoluene	5.0	U	5.0	0.40	ug/L		07/11/22 09:50	07/12/22 16:31	1
2-Chloronaphthalene	5.0	U *1	5.0	0.46	ug/L		07/11/22 09:50	07/12/22 16:31	1
2-Chlorophenol	5.0	U	5.0	0.53	ug/L		07/11/22 09:50	07/12/22 16:31	1
2-Methylnaphthalene	5.0	U *1	5.0	0.60	ug/L		07/11/22 09:50	07/12/22 16:31	1
2-Methylphenol	5.0	U	5.0	0.40	ug/L		07/11/22 09:50	07/12/22 16:31	1
2-Nitroaniline	10	U	10	0.42	ug/L		07/11/22 09:50	07/12/22 16:31	1
2-Nitrophenol	5.0	U *1	5.0	0.48	ug/L		07/11/22 09:50	07/12/22 16:31	1
3,3'-Dichlorobenzidine	5.0	U	5.0	0.40	ug/L		07/11/22 09:50	07/12/22 16:31	1
3-Nitroaniline	10	U	10	0.48	ug/L		07/11/22 09:50	07/12/22 16:31	1
4,6-Dinitro-2-methylphenol	10	U	10	2.2	ug/L		07/11/22 09:50	07/12/22 16:31	1
4-Bromophenyl phenyl ether	5.0	U	5.0	0.45	ug/L		07/11/22 09:50	07/12/22 16:31	1
4-Chloro-3-methylphenol	5.0	U	5.0	0.45	ug/L		07/11/22 09:50	07/12/22 16:31	1
4-Chloroaniline	5.0	U	5.0	0.59	ug/L		07/11/22 09:50	07/12/22 16:31	1
4-Chlorophenyl phenyl ether	5.0	U *1	5.0	0.35	ug/L		07/11/22 09:50	07/12/22 16:31	1
4-Methylphenol	10	U	10	0.36	ug/L		07/11/22 09:50	07/12/22 16:31	1
4-Nitroaniline	10	U	10	0.25	ug/L		07/11/22 09:50	07/12/22 16:31	1
4-Nitrophenol	10	U	10	1.5	ug/L		07/11/22 09:50	07/12/22 16:31	1
Acenaphthene	5.0	U	5.0	0.41	ug/L		07/11/22 09:50	07/12/22 16:31	1
Acenaphthylene	5.0	U *1	5.0	0.38	ug/L		07/11/22 09:50	07/12/22 16:31	1
Acetophenone	5.0	U	5.0	0.54	ug/L		07/11/22 09:50	07/12/22 16:31	1
Anthracene	5.0	U	5.0	0.28	ug/L		07/11/22 09:50	07/12/22 16:31	1
Atrazine	5.0	U	5.0	0.46	ug/L		07/11/22 09:50	07/12/22 16:31	1
Benzaldehyde	5.0	U *1	5.0	0.27	ug/L		07/11/22 09:50	07/12/22 16:31	1
Benzo[a]anthracene	5.0	U	5.0	0.36	ug/L		07/11/22 09:50	07/12/22 16:31	1
Benzo[a]pyrene	5.0	U	5.0	0.47	ug/L		07/11/22 09:50	07/12/22 16:31	1
Benzo[b]fluoranthene	5.0	U	5.0	0.34	ug/L		07/11/22 09:50	07/12/22 16:31	1
Benzo[g,h,i]perylene	5.0	U	5.0	0.35	ug/L		07/11/22 09:50	07/12/22 16:31	1
Benzo[k]fluoranthene	5.0	U	5.0	0.73	ug/L		07/11/22 09:50	07/12/22 16:31	1
Biphenyl	5.0	U *1	5.0	0.65	ug/L		07/11/22 09:50	07/12/22 16:31	1
bis (2-chloroisopropyl) ether	5.0	U *1	5.0	0.52	ug/L		07/11/22 09:50	07/12/22 16:31	1
Bis(2-chloroethoxy)methane	5.0	U *1	5.0	0.35	ug/L		07/11/22 09:50	07/12/22 16:31	1
Bis(2-chloroethyl)ether	5.0	U *1	5.0	0.40	ug/L		07/11/22 09:50	07/12/22 16:31	1
Bis(2-ethylhexyl) phthalate	5.0	U	5.0	2.2	ug/L		07/11/22 09:50	07/12/22 16:31	1
Butyl benzyl phthalate	5.0	U	5.0	1.0	ug/L		07/11/22 09:50	07/12/22 16:31	1
Caprolactam	**2.7**	**J**	5.0	2.2	ug/L		07/11/22 09:50	07/12/22 16:31	1
Carbazole	5.0	U	5.0	0.30	ug/L		07/11/22 09:50	07/12/22 16:31	1
Chrysene	5.0	U	5.0	0.33	ug/L		07/11/22 09:50	07/12/22 16:31	1

Client Sample ID: REM-2
Lab Sample ID: 480-199605-1

Date Collected: 07/07/22 10:30
Matrix: Water
Date Received: 07/07/22 16:00

Method: 8270D - Semivolatile Organic Compounds (GC/MS) (Continued)

Analyte	Result	Qualifier	RL	MDL	Unit	D	Prepared	Analyzed	Dil Fac
Dibenz(a,h)anthracene	5.0	U	5.0	0.42	ug/L		07/11/22 09:50	07/12/22 16:31	1
Dibenzofuran	10	U *1	10	0.51	ug/L		07/11/22 09:50	07/12/22 16:31	1
Diethyl phthalate	5.0	U	5.0	0.22	ug/L		07/11/22 09:50	07/12/22 16:31	1
Dimethyl phthalate	5.0	U	5.0	0.36	ug/L		07/11/22 09:50	07/12/22 16:31	1
Di-n-butyl phthalate	5.0	U	5.0	0.31	ug/L		07/11/22 09:50	07/12/22 16:31	1
Di-n-octyl phthalate	5.0	U	5.0	0.47	ug/L		07/11/22 09:50	07/12/22 16:31	1
Fluoranthene	5.0	U	5.0	0.40	ug/L		07/11/22 09:50	07/12/22 16:31	1
Fluorene	5.0	U	5.0	0.36	ug/L		07/11/22 09:50	07/12/22 16:31	1
Hexachlorobenzene	5.0	U	5.0	0.51	ug/L		07/11/22 09:50	07/12/22 16:31	1
Hexachlorobutadiene	5.0	U *1	5.0	0.68	ug/L		07/11/22 09:50	07/12/22 16:31	1
Hexachlorocyclopentadiene	5.0	U	5.0	0.59	ug/L		07/11/22 09:50	07/12/22 16:31	1
Hexachloroethane	5.0	U	5.0	0.59	ug/L		07/11/22 09:50	07/12/22 16:31	1
Indeno[1,2,3-cd]pyrene	5.0	U	5.0	0.47	ug/L		07/11/22 09:50	07/12/22 16:31	1
Isophorone	5.0	U *1	5.0	0.43	ug/L		07/11/22 09:50	07/12/22 16:31	1
Naphthalene	5.0	U *1	5.0	0.76	ug/L		07/11/22 09:50	07/12/22 16:31	1
Nitrobenzene	5.0	U *1	5.0	0.29	ug/L		07/11/22 09:50	07/12/22 16:31	1
N-Nitrosodi-n-propylamine	5.0	U	5.0	0.54	ug/L		07/11/22 09:50	07/12/22 16:31	1
N-Nitrosodiphenylamine	5.0	U	5.0	0.51	ug/L		07/11/22 09:50	07/12/22 16:31	1
Pentachlorophenol	10	U	10	2.2	ug/L		07/11/22 09:50	07/12/22 16:31	1
Phenanthrene	5.0	U	5.0	0.44	ug/L		07/11/22 09:50	07/12/22 16:31	1
Phenol	5.0	U	5.0	0.39	ug/L		07/11/22 09:50	07/12/22 16:31	1
Pyrene	5.0	U	5.0	0.34	ug/L		07/11/22 09:50	07/12/22 16:31	1

Surrogate	*%Recovery*	*Qualifier*	*Limits*	*Prepared*	*Analyzed*	*Dil Fac*
2,4,6-Tribromophenol (Surr)	*60*		*41 - 120*	*07/11/22 09:50*	*07/12/22 16:31*	*1*
2-Fluorobiphenyl (Surr)	*55*		*48 - 120*	*07/11/22 09:50*	*07/12/22 16:31*	*1*
2-Fluorophenol (Surr)	*41*		*35 - 120*	*07/11/22 09:50*	*07/12/22 16:31*	*1*
Nitrobenzene-d5 (Surr)	*49*		*46 - 120*	*07/11/22 09:50*	*07/12/22 16:31*	*1*
Phenol-d5 (Surr)	*29*		*22 - 120*	*07/11/22 09:50*	*07/12/22 16:31*	*1*
p-Terphenyl-d14 (Surr)	*68*		*60 - 148*	*07/11/22 09:50*	*07/12/22 16:31*	*1*

Method: 6010C - Metals (ICP)

Analyte	Result	Qualifier	RL	MDL	Unit	D	Prepared	Analyzed	Dil Fac
Aluminum	**0.077**	**J**	0.20	0.060	mg/L		07/11/22 09:19	07/11/22 16:22	1
Antimony	0.020	U	0.020	0.0068	mg/L		07/11/22 09:19	07/11/22 16:22	1
Arsenic	0.015	U	0.015	0.0056	mg/L		07/11/22 09:19	07/11/22 16:22	1
Barium	**0.11**		0.0020	0.00070	mg/L		07/11/22 09:19	07/11/22 16:22	1
Beryllium	0.0020	U	0.0020	0.00030	mg/L		07/11/22 09:19	07/11/22 16:22	1
Cadmium	0.0020	U	0.0020	0.00050	mg/L		07/11/22 09:19	07/11/22 16:22	1
Calcium	**551**		0.50	0.10	mg/L		07/11/22 09:19	07/11/22 16:22	1
Chromium	0.0040	U	0.0040	0.0010	mg/L		07/11/22 09:19	07/11/22 16:22	1
Cobalt	0.0040	U	0.0040	0.00063	mg/L		07/11/22 09:19	07/11/22 16:22	1
Copper	**0.0081**	**J**	0.010	0.0016	mg/L		07/11/22 09:19	07/11/22 16:22	1
Iron	**0.096**		0.050	0.019	mg/L		07/11/22 09:19	07/11/22 16:22	1
Lead	**0.0042**	**J**	0.010	0.0030	mg/L		07/11/22 09:19	07/11/22 16:22	1
Magnesium	**300**		0.20	0.043	mg/L		07/11/22 09:19	07/11/22 16:22	1
Manganese	**0.22**	**B**	0.0030	0.00040	mg/L		07/11/22 09:19	07/11/22 16:22	1
Nickel	**0.0033**	**J**	0.010	0.0013	mg/L		07/11/22 09:19	07/11/22 16:22	1
Potassium	**37.8**		0.50	0.10	mg/L		07/11/22 09:19	07/11/22 16:22	1
Selenium	0.025	U	0.025	0.0087	mg/L		07/11/22 09:19	07/11/22 16:22	1

Client Sample ID: REM-2
Lab Sample ID: 480-199605-1

Date Collected: 07/07/22 10:30
Matrix: Water
Date Received: 07/07/22 16:00

Method: 6010C - Metals (ICP) (Continued)

Analyte	Result	Qualifier	RL	MDL	Unit	D	Prepared	Analyzed	Dil Fac
Silver	0.0060	U	0.0060	0.0017	mg/L		07/11/22 09:19	07/11/22 16:22	1
Sodium	**85.3**		1.0	0.32	mg/L		07/11/22 09:19	07/11/22 16:22	1
Thallium	0.020	U	0.020	0.010	mg/L		07/11/22 09:19	07/11/22 16:22	1
Vanadium	**0.0018**	**J**	0.0050	0.0015	mg/L		07/11/22 09:19	07/11/22 16:22	1
Zinc	**0.0034**	**J B**	0.010	0.0015	mg/L		07/11/22 09:19	07/11/22 16:22	1

Method: 7470A - Mercury (CVAA)

Analyte	Result	Qualifier	RL	MDL	Unit	D	Prepared	Analyzed	Dil Fac
Mercury	0.00020	U	0.00020	0.000043	mg/L		07/11/22 10:23	07/11/22 13:34	1

Client Sample ID: REM-22
Lab Sample ID: 480-199605-2

Date Collected: 07/07/22 10:30
Matrix: Water
Date Received: 07/07/22 16:00

Method: 8260C - Volatile Organic Compounds by GC/MS

Analyte	Result	Qualifier	RL	MDL	Unit	D	Prepared	Analyzed	Dil Fac
1,1,1-Trichloroethane	1.0	U	1.0	0.82	ug/L			07/08/22 16:55	1
1,1,2,2-Tetrachloroethane	1.0	U	1.0	0.21	ug/L			07/08/22 16:55	1
1,1,2-Trichloro-1,2,2-trifluoroethane	1.0	U	1.0	0.31	ug/L			07/08/22 16:55	1
1,1,2-Trichloroethane	1.0	U	1.0	0.23	ug/L			07/08/22 16:55	1
1,1-Dichloroethane	1.0	U	1.0	0.38	ug/L			07/08/22 16:55	1
1,1-Dichloroethene	1.0	U	1.0	0.29	ug/L			07/08/22 16:55	1
1,2,4-Trichlorobenzene	1.0	U	1.0	0.41	ug/L			07/08/22 16:55	1
1,2-Dibromo-3-Chloropropane	1.0	U	1.0	0.39	ug/L			07/08/22 16:55	1
1,2-Dibromoethane	1.0	U	1.0	0.73	ug/L			07/08/22 16:55	1
1,2-Dichlorobenzene	1.0	U	1.0	0.79	ug/L			07/08/22 16:55	1
1,2-Dichloroethane	1.0	U	1.0	0.21	ug/L			07/08/22 16:55	1
1,2-Dichloropropane	1.0	U	1.0	0.72	ug/L			07/08/22 16:55	1
1,3-Dichlorobenzene	1.0	U	1.0	0.78	ug/L			07/08/22 16:55	1
1,4-Dichlorobenzene	1.0	U	1.0	0.84	ug/L			07/08/22 16:55	1
2-Butanone (MEK)	10	U	10	1.3	ug/L			07/08/22 16:55	1
2-Hexanone	5.0	U	5.0	1.2	ug/L			07/08/22 16:55	1
4-Methyl-2-pentanone (MIBK)	5.0	U *-	5.0	2.1	ug/L			07/08/22 16:55	1
Acetone	10	U	10	3.0	ug/L			07/08/22 16:55	1
Benzene	1.0	U	1.0	0.41	ug/L			07/08/22 16:55	1
Bromodichloromethane	1.0	U	1.0	0.39	ug/L			07/08/22 16:55	1
Bromoform	1.0	U	1.0	0.26	ug/L			07/08/22 16:55	1
Bromomethane	1.0	U	1.0	0.69	ug/L			07/08/22 16:55	1
Carbon disulfide	1.0	U	1.0	0.19	ug/L			07/08/22 16:55	1
Carbon tetrachloride	1.0	U	1.0	0.27	ug/L			07/08/22 16:55	1
Chlorobenzene	1.0	U	1.0	0.75	ug/L			07/08/22 16:55	1
Chloroethane	1.0	U	1.0	0.32	ug/L			07/08/22 16:55	1
Chloroform	1.0	U	1.0	0.34	ug/L			07/08/22 16:55	1
Chloromethane	1.0	U	1.0	0.35	ug/L			07/08/22 16:55	1
cis-1,2-Dichloroethene	1.0	U	1.0	0.81	ug/L			07/08/22 16:55	1
cis-1,3-Dichloropropene	1.0	U	1.0	0.36	ug/L			07/08/22 16:55	1
Cyclohexane	1.0	U	1.0	0.18	ug/L			07/08/22 16:55	1
Dibromochloromethane	1.0	U	1.0	0.32	ug/L			07/08/22 16:55	1
Dichlorodifluoromethane	1.0	U	1.0	0.68	ug/L			07/08/22 16:55	1
Ethylbenzene	1.0	U	1.0	0.74	ug/L			07/08/22 16:55	1

Client Sample ID: REM-22
Lab Sample ID: 480-199605-2

Date Collected: 07/07/22 10:30
Matrix: Water
Date Received: 07/07/22 16:00

Method: 8260C - Volatile Organic Compounds by GC/MS (Continued)

Analyte	Result	Qualifier	RL	MDL	Unit	D	Prepared	Analyzed	Dil Fac
Isopropylbenzene	1.0	U	1.0	0.79	ug/L			07/08/22 16:55	1
Methyl acetate	2.5	U	2.5	1.3	ug/L			07/08/22 16:55	1
Methyl tert-butyl ether	1.0	U	1.0	0.16	ug/L			07/08/22 16:55	1
Methylcyclohexane	1.0	U	1.0	0.16	ug/L			07/08/22 16:55	1
Methylene Chloride	1.0	U	1.0	0.44	ug/L			07/08/22 16:55	1
Styrene	1.0	U	1.0	0.73	ug/L			07/08/22 16:55	1
Tetrachloroethene	1.0	U	1.0	0.36	ug/L			07/08/22 16:55	1
Toluene	1.0	U	1.0	0.51	ug/L			07/08/22 16:55	1
trans-1,2-Dichloroethene	1.0	U	1.0	0.90	ug/L			07/08/22 16:55	1
trans-1,3-Dichloropropene	1.0	U	1.0	0.37	ug/L			07/08/22 16:55	1
Trichloroethene	1.0	U	1.0	0.46	ug/L			07/08/22 16:55	1
Trichlorofluoromethane	1.0	U	1.0	0.88	ug/L			07/08/22 16:55	1
Vinyl chloride	1.0	U	1.0	0.90	ug/L			07/08/22 16:55	1
Xylenes, Total	2.0	U	2.0	0.66	ug/L			07/08/22 16:55	1

Surrogate	*%Recovery*	*Qualifier*	*Limits*	*Prepared*	*Analyzed*	*Dil Fac*
1,2-Dichloroethane-d4 (Surr)	*110*		*77 - 120*		*07/08/22 16:55*	*1*
4-Bromofluorobenzene (Surr)	*115*		*73 - 120*		*07/08/22 16:55*	*1*
Dibromofluoromethane (Surr)	*114*		*75 - 123*		*07/08/22 16:55*	*1*
Toluene-d8 (Surr)	*98*		*80 - 120*		*07/08/22 16:55*	*1*

Method: 8270D - Semivolatile Organic Compounds (GC/MS)

Analyte	Result	Qualifier	RL	MDL	Unit	D	Prepared	Analyzed	Dil Fac
2,4,5-Trichlorophenol	5.0	U	5.0	0.48	ug/L		07/11/22 09:50	07/12/22 16:59	1
2,4,6-Trichlorophenol	5.0	U	5.0	0.61	ug/L		07/11/22 09:50	07/12/22 16:59	1
2,4-Dichlorophenol	5.0	U	5.0	0.51	ug/L		07/11/22 09:50	07/12/22 16:59	1
2,4-Dimethylphenol	5.0	U	5.0	0.50	ug/L		07/11/22 09:50	07/12/22 16:59	1
2,4-Dinitrophenol	10	U	10	2.2	ug/L		07/11/22 09:50	07/12/22 16:59	1
2,4-Dinitrotoluene	5.0	U	5.0	0.45	ug/L		07/11/22 09:50	07/12/22 16:59	1
2,6-Dinitrotoluene	5.0	U	5.0	0.40	ug/L		07/11/22 09:50	07/12/22 16:59	1
2-Chloronaphthalene	5.0	U *1	5.0	0.46	ug/L		07/11/22 09:50	07/12/22 16:59	1
2-Chlorophenol	5.0	U	5.0	0.53	ug/L		07/11/22 09:50	07/12/22 16:59	1
2-Methylnaphthalene	5.0	U *1	5.0	0.60	ug/L		07/11/22 09:50	07/12/22 16:59	1
2-Methylphenol	5.0	U	5.0	0.40	ug/L		07/11/22 09:50	07/12/22 16:59	1
2-Nitroaniline	10	U	10	0.42	ug/L		07/11/22 09:50	07/12/22 16:59	1
2-Nitrophenol	5.0	U *1	5.0	0.48	ug/L		07/11/22 09:50	07/12/22 16:59	1
3,3'-Dichlorobenzidine	5.0	U	5.0	0.40	ug/L		07/11/22 09:50	07/12/22 16:59	1
3-Nitroaniline	10	U	10	0.48	ug/L		07/11/22 09:50	07/12/22 16:59	1
4,6-Dinitro-2-methylphenol	10	U	10	2.2	ug/L		07/11/22 09:50	07/12/22 16:59	1
4-Bromophenyl phenyl ether	5.0	U	5.0	0.45	ug/L		07/11/22 09:50	07/12/22 16:59	1
4-Chloro-3-methylphenol	5.0	U	5.0	0.45	ug/L		07/11/22 09:50	07/12/22 16:59	1
4-Chloroaniline	5.0	U	5.0	0.59	ug/L		07/11/22 09:50	07/12/22 16:59	1
4-Chlorophenyl phenyl ether	5.0	U *1	5.0	0.35	ug/L		07/11/22 09:50	07/12/22 16:59	1
4-Methylphenol	10	U	10	0.36	ug/L		07/11/22 09:50	07/12/22 16:59	1
4-Nitroaniline	10	U	10	0.25	ug/L		07/11/22 09:50	07/12/22 16:59	1
4-Nitrophenol	10	U	10	1.5	ug/L		07/11/22 09:50	07/12/22 16:59	1
Acenaphthene	5.0	U	5.0	0.41	ug/L		07/11/22 09:50	07/12/22 16:59	1
Acenaphthylene	5.0	U *1	5.0	0.38	ug/L		07/11/22 09:50	07/12/22 16:59	1
Acetophenone	5.0	U	5.0	0.54	ug/L		07/11/22 09:50	07/12/22 16:59	1
Anthracene	5.0	U	5.0	0.28	ug/L		07/11/22 09:50	07/12/22 16:59	1

Client Sample ID: REM-22
Lab Sample ID: 480-199605-2

Date Collected: 07/07/22 10:30
Matrix: Water
Date Received: 07/07/22 16:00

Method: 8270D - Semivolatile Organic Compounds (GC/MS) (Continued)

Analyte	Result	Qualifier	RL	MDL	Unit	D	Prepared	Analyzed	Dil Fac
Atrazine	5.0	U	5.0	0.46	ug/L		07/11/22 09:50	07/12/22 16:59	1
Benzaldehyde	5.0	U *1	5.0	0.27	ug/L		07/11/22 09:50	07/12/22 16:59	1
Benzo[a]anthracene	5.0	U	5.0	0.36	ug/L		07/11/22 09:50	07/12/22 16:59	1
Benzo[a]pyrene	5.0	U	5.0	0.47	ug/L		07/11/22 09:50	07/12/22 16:59	1
Benzo[b]fluoranthene	5.0	U	5.0	0.34	ug/L		07/11/22 09:50	07/12/22 16:59	1
Benzo[g,h,i]perylene	5.0	U	5.0	0.35	ug/L		07/11/22 09:50	07/12/22 16:59	1
Benzo[k]fluoranthene	5.0	U	5.0	0.73	ug/L		07/11/22 09:50	07/12/22 16:59	1
Biphenyl	5.0	U *1	5.0	0.65	ug/L		07/11/22 09:50	07/12/22 16:59	1
bis (2-chloroisopropyl) ether	5.0	U *1	5.0	0.52	ug/L		07/11/22 09:50	07/12/22 16:59	1
Bis(2-chloroethoxy)methane	5.0	U *1	5.0	0.35	ug/L		07/11/22 09:50	07/12/22 16:59	1
Bis(2-chloroethyl)ether	5.0	U *1	5.0	0.40	ug/L		07/11/22 09:50	07/12/22 16:59	1
Bis(2-ethylhexyl) phthalate	5.0	U	5.0	2.2	ug/L		07/11/22 09:50	07/12/22 16:59	1
Butyl benzyl phthalate	5.0	U	5.0	1.0	ug/L		07/11/22 09:50	07/12/22 16:59	1
Caprolactam	**2.9**	**J**	5.0	2.2	ug/L		07/11/22 09:50	07/12/22 16:59	1
Carbazole	5.0	U	5.0	0.30	ug/L		07/11/22 09:50	07/12/22 16:59	1
Chrysene	5.0	U	5.0	0.33	ug/L		07/11/22 09:50	07/12/22 16:59	1
Dibenz(a,h)anthracene	5.0	U	5.0	0.42	ug/L		07/11/22 09:50	07/12/22 16:59	1
Dibenzofuran	10	U *1	10	0.51	ug/L		07/11/22 09:50	07/12/22 16:59	1
Diethyl phthalate	5.0	U	5.0	0.22	ug/L		07/11/22 09:50	07/12/22 16:59	1
Dimethyl phthalate	5.0	U	5.0	0.36	ug/L		07/11/22 09:50	07/12/22 16:59	1
Di-n-butyl phthalate	5.0	U	5.0	0.31	ug/L		07/11/22 09:50	07/12/22 16:59	1
Di-n-octyl phthalate	5.0	U	5.0	0.47	ug/L		07/11/22 09:50	07/12/22 16:59	1
Fluoranthene	5.0	U	5.0	0.40	ug/L		07/11/22 09:50	07/12/22 16:59	1
Fluorene	5.0	U	5.0	0.36	ug/L		07/11/22 09:50	07/12/22 16:59	1
Hexachlorobenzene	5.0	U	5.0	0.51	ug/L		07/11/22 09:50	07/12/22 16:59	1
Hexachlorobutadiene	5.0	U *1	5.0	0.68	ug/L		07/11/22 09:50	07/12/22 16:59	1
Hexachlorocyclopentadiene	5.0	U	5.0	0.59	ug/L		07/11/22 09:50	07/12/22 16:59	1
Hexachloroethane	5.0	U	5.0	0.59	ug/L		07/11/22 09:50	07/12/22 16:59	1
Indeno[1,2,3-cd]pyrene	5.0	U	5.0	0.47	ug/L		07/11/22 09:50	07/12/22 16:59	1
Isophorone	5.0	U *1	5.0	0.43	ug/L		07/11/22 09:50	07/12/22 16:59	1
Naphthalene	5.0	U *1	5.0	0.76	ug/L		07/11/22 09:50	07/12/22 16:59	1
Nitrobenzene	5.0	U *1	5.0	0.29	ug/L		07/11/22 09:50	07/12/22 16:59	1
N-Nitrosodi-n-propylamine	5.0	U	5.0	0.54	ug/L		07/11/22 09:50	07/12/22 16:59	1
N-Nitrosodiphenylamine	5.0	U	5.0	0.51	ug/L		07/11/22 09:50	07/12/22 16:59	1
Pentachlorophenol	10	U	10	2.2	ug/L		07/11/22 09:50	07/12/22 16:59	1
Phenanthrene	5.0	U	5.0	0.44	ug/L		07/11/22 09:50	07/12/22 16:59	1
Phenol	5.0	U	5.0	0.39	ug/L		07/11/22 09:50	07/12/22 16:59	1
Pyrene	5.0	U	5.0	0.34	ug/L		07/11/22 09:50	07/12/22 16:59	1

Surrogate	*%Recovery*	*Qualifier*	*Limits*	*Prepared*	*Analyzed*	*Dil Fac*
2,4,6-Tribromophenol (Surr)	*53*		*41 - 120*	*07/11/22 09:50*	*07/12/22 16:59*	*1*
2-Fluorobiphenyl (Surr)	*55*		*48 - 120*	*07/11/22 09:50*	*07/12/22 16:59*	*1*
2-Fluorophenol (Surr)	*41*		*35 - 120*	*07/11/22 09:50*	*07/12/22 16:59*	*1*
Nitrobenzene-d5 (Surr)	*49*		*46 - 120*	*07/11/22 09:50*	*07/12/22 16:59*	*1*
Phenol-d5 (Surr)	*29*		*22 - 120*	*07/11/22 09:50*	*07/12/22 16:59*	*1*
p-Terphenyl-d14 (Surr)	*66*		*60 - 148*	*07/11/22 09:50*	*07/12/22 16:59*	*1*

Method: 6010C - Metals (ICP)

Analyte	Result	Qualifier	RL	MDL	Unit	D	Prepared	Analyzed	Dil Fac
Aluminum	**0.066**	**J**	0.20	0.060	mg/L		07/11/22 09:19	07/11/22 16:26	1

Client Sample ID: REM-22
Lab Sample ID: 480-199605-2

Date Collected: 07/07/22 10:30
Matrix: Water
Date Received: 07/07/22 16:00

Method: 6010C - Metals (ICP) (Continued)

Analyte	Result	Qualifier	RL	MDL	Unit	D	Prepared	Analyzed	Dil Fac
Antimony	0.020	U	0.020	0.0068	mg/L		07/11/22 09:19	07/11/22 16:26	1
Arsenic	0.015	U	0.015	0.0056	mg/L		07/11/22 09:19	07/11/22 16:26	1
Barium	**0.11**		0.0020	0.00070	mg/L		07/11/22 09:19	07/11/22 16:26	1
Beryllium	0.0020	U	0.0020	0.00030	mg/L		07/11/22 09:19	07/11/22 16:26	1
Cadmium	0.0020	U	0.0020	0.00050	mg/L		07/11/22 09:19	07/11/22 16:26	1
Calcium	**564**		0.50	0.10	mg/L		07/11/22 09:19	07/11/22 16:26	1
Chromium	0.0040	U	0.0040	0.0010	mg/L		07/11/22 09:19	07/11/22 16:26	1
Cobalt	0.0040	U	0.0040	0.00063	mg/L		07/11/22 09:19	07/11/22 16:26	1
Copper	**0.0083**	**J**	0.010	0.0016	mg/L		07/11/22 09:19	07/11/22 16:26	1
Iron	**0.070**		0.050	0.019	mg/L		07/11/22 09:19	07/11/22 16:26	1
Lead	**0.0031**	**J**	0.010	0.0030	mg/L		07/11/22 09:19	07/11/22 16:26	1
Magnesium	**305**		0.20	0.043	mg/L		07/11/22 09:19	07/11/22 16:26	1
Manganese	**0.22**	**B**	0.0030	0.00040	mg/L		07/11/22 09:19	07/11/22 16:26	1
Nickel	**0.0031**	**J**	0.010	0.0013	mg/L		07/11/22 09:19	07/11/22 16:26	1
Potassium	**38.8**		0.50	0.10	mg/L		07/11/22 09:19	07/11/22 16:26	1
Selenium	0.025	U	0.025	0.0087	mg/L		07/11/22 09:19	07/11/22 16:26	1
Silver	0.0060	U	0.0060	0.0017	mg/L		07/11/22 09:19	07/11/22 16:26	1
Sodium	**88.4**		1.0	0.32	mg/L		07/11/22 09:19	07/11/22 16:26	1
Thallium	0.020	U	0.020	0.010	mg/L		07/11/22 09:19	07/11/22 16:26	1
Vanadium	**0.0016**	**J**	0.0050	0.0015	mg/L		07/11/22 09:19	07/11/22 16:26	1
Zinc	**0.0031**	**J B**	0.010	0.0015	mg/L		07/11/22 09:19	07/11/22 16:26	1

Method: 7470A - Mercury (CVAA)

Analyte	Result	Qualifier	RL	MDL	Unit	D	Prepared	Analyzed	Dil Fac
Mercury	0.00020	U	0.00020	0.000043	mg/L		07/11/22 10:23	07/11/22 13:36	1

Client Sample ID: REM-3
Lab Sample ID: 480-199605-3

Date Collected: 07/07/22 12:30
Matrix: Water
Date Received: 07/07/22 16:00

Method: 8260C - Volatile Organic Compounds by GC/MS

Analyte	Result	Qualifier	RL	MDL	Unit	D	Prepared	Analyzed	Dil Fac
1,1,1-Trichloroethane	1.0	U	1.0	0.82	ug/L			07/08/22 17:16	1
1,1,2,2-Tetrachloroethane	1.0	U	1.0	0.21	ug/L			07/08/22 17:16	1
1,1,2-Trichloro-1,2,2-trifluoroethane	1.0	U	1.0	0.31	ug/L			07/08/22 17:16	1
1,1,2-Trichloroethane	1.0	U	1.0	0.23	ug/L			07/08/22 17:16	1
1,1-Dichloroethane	1.0	U	1.0	0.38	ug/L			07/08/22 17:16	1
1,1-Dichloroethene	1.0	U	1.0	0.29	ug/L			07/08/22 17:16	1
1,2,4-Trichlorobenzene	1.0	U	1.0	0.41	ug/L			07/08/22 17:16	1
1,2-Dibromo-3-Chloropropane	1.0	U	1.0	0.39	ug/L			07/08/22 17:16	1
1,2-Dibromoethane	1.0	U	1.0	0.73	ug/L			07/08/22 17:16	1
1,2-Dichlorobenzene	1.0	U	1.0	0.79	ug/L			07/08/22 17:16	1
1,2-Dichloroethane	1.0	U	1.0	0.21	ug/L			07/08/22 17:16	1
1,2-Dichloropropane	1.0	U	1.0	0.72	ug/L			07/08/22 17:16	1
1,3-Dichlorobenzene	1.0	U	1.0	0.78	ug/L			07/08/22 17:16	1
1,4-Dichlorobenzene	1.0	U	1.0	0.84	ug/L			07/08/22 17:16	1
2-Butanone (MEK)	10	U	10	1.3	ug/L			07/08/22 17:16	1
2-Hexanone	5.0	U	5.0	1.2	ug/L			07/08/22 17:16	1
4-Methyl-2-pentanone (MIBK)	5.0	U *-	5.0	2.1	ug/L			07/08/22 17:16	1
Acetone	**4.3**	**J**	10	3.0	ug/L			07/08/22 17:16	1

Client Sample ID: REM-3
Lab Sample ID: 480-199605-3

Date Collected: 07/07/22 12:30
Matrix: Water
Date Received: 07/07/22 16:00

Method: 8260C - Volatile Organic Compounds by GC/MS (Continued)

Analyte	Result	Qualifier	RL	MDL	Unit	D	Prepared	Analyzed	Dil Fac
Benzene	1.0	U	1.0	0.41	ug/L			07/08/22 17:16	1
Bromodichloromethane	1.0	U	1.0	0.39	ug/L			07/08/22 17:16	1
Bromoform	1.0	U	1.0	0.26	ug/L			07/08/22 17:16	1
Bromomethane	1.0	U	1.0	0.69	ug/L			07/08/22 17:16	1
Carbon disulfide	1.0	U	1.0	0.19	ug/L			07/08/22 17:16	1
Carbon tetrachloride	1.0	U	1.0	0.27	ug/L			07/08/22 17:16	1
Chlorobenzene	1.0	U	1.0	0.75	ug/L			07/08/22 17:16	1
Chloroethane	1.0	U	1.0	0.32	ug/L			07/08/22 17:16	1
Chloroform	1.0	U	1.0	0.34	ug/L			07/08/22 17:16	1
Chloromethane	1.0	U	1.0	0.35	ug/L			07/08/22 17:16	1
cis-1,2-Dichloroethene	1.0	U	1.0	0.81	ug/L			07/08/22 17:16	1
cis-1,3-Dichloropropene	1.0	U	1.0	0.36	ug/L			07/08/22 17:16	1
Cyclohexane	1.0	U	1.0	0.18	ug/L			07/08/22 17:16	1
Dibromochloromethane	1.0	U	1.0	0.32	ug/L			07/08/22 17:16	1
Dichlorodifluoromethane	1.0	U	1.0	0.68	ug/L			07/08/22 17:16	1
Ethylbenzene	1.0	U	1.0	0.74	ug/L			07/08/22 17:16	1
Isopropylbenzene	1.0	U	1.0	0.79	ug/L			07/08/22 17:16	1
Methyl acetate	2.5	U	2.5	1.3	ug/L			07/08/22 17:16	1
Methyl tert-butyl ether	1.0	U	1.0	0.16	ug/L			07/08/22 17:16	1
Methylcyclohexane	1.0	U	1.0	0.16	ug/L			07/08/22 17:16	1
Methylene Chloride	1.0	U	1.0	0.44	ug/L			07/08/22 17:16	1
Styrene	1.0	U	1.0	0.73	ug/L			07/08/22 17:16	1
Tetrachloroethene	1.0	U	1.0	0.36	ug/L			07/08/22 17:16	1
Toluene	1.0	U	1.0	0.51	ug/L			07/08/22 17:16	1
trans-1,2-Dichloroethene	1.0	U	1.0	0.90	ug/L			07/08/22 17:16	1
trans-1,3-Dichloropropene	1.0	U	1.0	0.37	ug/L			07/08/22 17:16	1
Trichloroethene	1.0	U	1.0	0.46	ug/L			07/08/22 17:16	1
Trichlorofluoromethane	1.0	U	1.0	0.88	ug/L			07/08/22 17:16	1
Vinyl chloride	1.0	U	1.0	0.90	ug/L			07/08/22 17:16	1
Xylenes, Total	2.0	U	2.0	0.66	ug/L			07/08/22 17:16	1

Surrogate	*%Recovery*	*Qualifier*	*Limits*	*Prepared*	*Analyzed*	*Dil Fac*
1,2-Dichloroethane-d4 (Surr)	*111*		*77 - 120*		*07/08/22 17:16*	*1*
4-Bromofluorobenzene (Surr)	*118*		*73 - 120*		*07/08/22 17:16*	*1*
Dibromofluoromethane (Surr)	*112*		*75 - 123*		*07/08/22 17:16*	*1*
Toluene-d8 (Surr)	*98*		*80 - 120*		*07/08/22 17:16*	*1*

Method: 8270D - Semivolatile Organic Compounds (GC/MS)

Analyte	Result	Qualifier	RL	MDL	Unit	D	Prepared	Analyzed	Dil Fac
2,4,5-Trichlorophenol	5.4	U	5.4	0.52	ug/L		07/11/22 09:50	07/12/22 17:26	1
2,4,6-Trichlorophenol	5.4	U	5.4	0.66	ug/L		07/11/22 09:50	07/12/22 17:26	1
2,4-Dichlorophenol	5.4	U	5.4	0.55	ug/L		07/11/22 09:50	07/12/22 17:26	1
2,4-Dimethylphenol	5.4	U	5.4	0.54	ug/L		07/11/22 09:50	07/12/22 17:26	1
2,4-Dinitrophenol	11	U	11	2.4	ug/L		07/11/22 09:50	07/12/22 17:26	1
2,4-Dinitrotoluene	5.4	U	5.4	0.49	ug/L		07/11/22 09:50	07/12/22 17:26	1
2,6-Dinitrotoluene	5.4	U	5.4	0.43	ug/L		07/11/22 09:50	07/12/22 17:26	1
2-Chloronaphthalene	5.4	U *1	5.4	0.50	ug/L		07/11/22 09:50	07/12/22 17:26	1
2-Chlorophenol	5.4	U	5.4	0.58	ug/L		07/11/22 09:50	07/12/22 17:26	1
2-Methylnaphthalene	5.4	U *1	5.4	0.65	ug/L		07/11/22 09:50	07/12/22 17:26	1
2-Methylphenol	5.4	U	5.4	0.43	ug/L		07/11/22 09:50	07/12/22 17:26	1

Client Sample ID: REM-3
Lab Sample ID: 480-199605-3

Date Collected: 07/07/22 12:30
Matrix: Water
Date Received: 07/07/22 16:00

Method: 8270D - Semivolatile Organic Compounds (GC/MS) (Continued)

Analyte	Result	Qualifier	RL	MDL	Unit	D	Prepared	Analyzed	Dil Fac
2-Nitroaniline	11	U	11	0.46	ug/L		07/11/22 09:50	07/12/22 17:26	1
2-Nitrophenol	5.4	U *1	5.4	0.52	ug/L		07/11/22 09:50	07/12/22 17:26	1
3,3'-Dichlorobenzidine	5.4	U	5.4	0.43	ug/L		07/11/22 09:50	07/12/22 17:26	1
3-Nitroaniline	11	U	11	0.52	ug/L		07/11/22 09:50	07/12/22 17:26	1
4,6-Dinitro-2-methylphenol	11	U	11	2.4	ug/L		07/11/22 09:50	07/12/22 17:26	1
4-Bromophenyl phenyl ether	5.4	U	5.4	0.49	ug/L		07/11/22 09:50	07/12/22 17:26	1
4-Chloro-3-methylphenol	5.4	U	5.4	0.49	ug/L		07/11/22 09:50	07/12/22 17:26	1
4-Chloroaniline	5.4	U	5.4	0.64	ug/L		07/11/22 09:50	07/12/22 17:26	1
4-Chlorophenyl phenyl ether	5.4	U *1	5.4	0.38	ug/L		07/11/22 09:50	07/12/22 17:26	1
4-Methylphenol	11	U	11	0.39	ug/L		07/11/22 09:50	07/12/22 17:26	1
4-Nitroaniline	11	U	11	0.27	ug/L		07/11/22 09:50	07/12/22 17:26	1
4-Nitrophenol	11	U	11	1.7	ug/L		07/11/22 09:50	07/12/22 17:26	1
Acenaphthene	5.4	U	5.4	0.45	ug/L		07/11/22 09:50	07/12/22 17:26	1
Acenaphthylene	5.4	U *1	5.4	0.41	ug/L		07/11/22 09:50	07/12/22 17:26	1
Acetophenone	5.4	U	5.4	0.59	ug/L		07/11/22 09:50	07/12/22 17:26	1
Anthracene	5.4	U	5.4	0.30	ug/L		07/11/22 09:50	07/12/22 17:26	1
Atrazine	5.4	U	5.4	0.50	ug/L		07/11/22 09:50	07/12/22 17:26	1
Benzaldehyde	5.4	U *1	5.4	0.29	ug/L		07/11/22 09:50	07/12/22 17:26	1
Benzo[a]anthracene	5.4	U	5.4	0.39	ug/L		07/11/22 09:50	07/12/22 17:26	1
Benzo[a]pyrene	5.4	U	5.4	0.51	ug/L		07/11/22 09:50	07/12/22 17:26	1
Benzo[b]fluoranthene	5.4	U	5.4	0.37	ug/L		07/11/22 09:50	07/12/22 17:26	1
Benzo[g,h,i]perylene	5.4	U	5.4	0.38	ug/L		07/11/22 09:50	07/12/22 17:26	1
Benzo[k]fluoranthene	5.4	U	5.4	0.79	ug/L		07/11/22 09:50	07/12/22 17:26	1
Biphenyl	5.4	U *1	5.4	0.71	ug/L		07/11/22 09:50	07/12/22 17:26	1
bis (2-chloroisopropyl) ether	5.4	U *1	5.4	0.57	ug/L		07/11/22 09:50	07/12/22 17:26	1
Bis(2-chloroethoxy)methane	5.4	U *1	5.4	0.38	ug/L		07/11/22 09:50	07/12/22 17:26	1
Bis(2-chloroethyl)ether	5.4	U *1	5.4	0.43	ug/L		07/11/22 09:50	07/12/22 17:26	1
Bis(2-ethylhexyl) phthalate	5.4	U	5.4	2.4	ug/L		07/11/22 09:50	07/12/22 17:26	1
Butyl benzyl phthalate	5.4	U	5.4	1.1	ug/L		07/11/22 09:50	07/12/22 17:26	1
Caprolactam	5.4	U	5.4	2.4	ug/L		07/11/22 09:50	07/12/22 17:26	1
Carbazole	5.4	U	5.4	0.33	ug/L		07/11/22 09:50	07/12/22 17:26	1
Chrysene	5.4	U	5.4	0.36	ug/L		07/11/22 09:50	07/12/22 17:26	1
Dibenz(a,h)anthracene	5.4	U	5.4	0.46	ug/L		07/11/22 09:50	07/12/22 17:26	1
Dibenzofuran	11	U *1	11	0.55	ug/L		07/11/22 09:50	07/12/22 17:26	1
Diethyl phthalate	5.4	U	5.4	0.24	ug/L		07/11/22 09:50	07/12/22 17:26	1
Dimethyl phthalate	5.4	U	5.4	0.39	ug/L		07/11/22 09:50	07/12/22 17:26	1
Di-n-butyl phthalate	5.4	U	5.4	0.34	ug/L		07/11/22 09:50	07/12/22 17:26	1
Di-n-octyl phthalate	5.4	U	5.4	0.51	ug/L		07/11/22 09:50	07/12/22 17:26	1
Fluoranthene	5.4	U	5.4	0.43	ug/L		07/11/22 09:50	07/12/22 17:26	1
Fluorene	5.4	U	5.4	0.39	ug/L		07/11/22 09:50	07/12/22 17:26	1
Hexachlorobenzene	5.4	U	5.4	0.55	ug/L		07/11/22 09:50	07/12/22 17:26	1
Hexachlorobutadiene	5.4	U *1	5.4	0.74	ug/L		07/11/22 09:50	07/12/22 17:26	1
Hexachlorocyclopentadiene	5.4	U	5.4	0.64	ug/L		07/11/22 09:50	07/12/22 17:26	1
Hexachloroethane	5.4	U	5.4	0.64	ug/L		07/11/22 09:50	07/12/22 17:26	1
Indeno[1,2,3-cd]pyrene	5.4	U	5.4	0.51	ug/L		07/11/22 09:50	07/12/22 17:26	1
Isophorone	5.4	U *1	5.4	0.47	ug/L		07/11/22 09:50	07/12/22 17:26	1
Naphthalene	5.4	U *1	5.4	0.83	ug/L		07/11/22 09:50	07/12/22 17:26	1
Nitrobenzene	5.4	U *1	5.4	0.32	ug/L		07/11/22 09:50	07/12/22 17:26	1
N-Nitrosodi-n-propylamine	5.4	U	5.4	0.59	ug/L		07/11/22 09:50	07/12/22 17:26	1

Client Sample ID: REM-3
Lab Sample ID: 480-199605-3

Date Collected: 07/07/22 12:30
Matrix: Water
Date Received: 07/07/22 16:00

Method: 8270D - Semivolatile Organic Compounds (GC/MS) (Continued)

Analyte	Result	Qualifier	RL	MDL	Unit	D	Prepared	Analyzed	Dil Fac
N-Nitrosodiphenylamine	5.4	U	5.4	0.55	ug/L		07/11/22 09:50	07/12/22 17:26	1
Pentachlorophenol	11	U	11	2.4	ug/L		07/11/22 09:50	07/12/22 17:26	1
Phenanthrene	5.4	U	5.4	0.48	ug/L		07/11/22 09:50	07/12/22 17:26	1
Phenol	5.4	U	5.4	0.42	ug/L		07/11/22 09:50	07/12/22 17:26	1
Pyrene	5.4	U	5.4	0.37	ug/L		07/11/22 09:50	07/12/22 17:26	1

Surrogate	*%Recovery*	*Qualifier*	*Limits*	*Prepared*	*Analyzed*	*Dil Fac*
2,4,6-Tribromophenol (Surr)	*86*		*41 - 120*	*07/11/22 09:50*	*07/12/22 17:26*	*1*
2-Fluorobiphenyl (Surr)	*89*		*48 - 120*	*07/11/22 09:50*	*07/12/22 17:26*	*1*
2-Fluorophenol (Surr)	*66*		*35 - 120*	*07/11/22 09:50*	*07/12/22 17:26*	*1*
Nitrobenzene-d5 (Surr)	*79*		*46 - 120*	*07/11/22 09:50*	*07/12/22 17:26*	*1*
Phenol-d5 (Surr)	*49*		*22 - 120*	*07/11/22 09:50*	*07/12/22 17:26*	*1*
p-Terphenyl-d14 (Surr)	*94*		*60 - 148*	*07/11/22 09:50*	*07/12/22 17:26*	*1*

Method: 6010C - Metals (ICP)

Analyte	Result	Qualifier	RL	MDL	Unit	D	Prepared	Analyzed	Dil Fac
Aluminum	**37.4**		0.20	0.060	mg/L		07/11/22 09:19	07/11/22 16:45	1
Antimony	0.020	U	0.020	0.0068	mg/L		07/11/22 09:19	07/11/22 16:45	1
Arsenic	**0.012**	**J**	0.015	0.0056	mg/L		07/11/22 09:19	07/11/22 16:45	1
Barium	**0.37**		0.0020	0.00070	mg/L		07/11/22 09:19	07/11/22 16:45	1
Beryllium	**0.0016**	**J**	0.0020	0.00030	mg/L		07/11/22 09:19	07/11/22 16:45	1
Cadmium	**0.0015**	**J**	0.0020	0.00050	mg/L		07/11/22 09:19	07/11/22 16:45	1
Calcium	**717**		0.50	0.10	mg/L		07/11/22 09:19	07/11/22 16:45	1
Chromium	**0.048**		0.0040	0.0010	mg/L		07/11/22 09:19	07/11/22 16:45	1
Cobalt	**0.024**		0.0040	0.00063	mg/L		07/11/22 09:19	07/11/22 16:45	1
Copper	**0.047**		0.010	0.0016	mg/L		07/11/22 09:19	07/11/22 16:45	1
Iron	**45.5**		0.050	0.019	mg/L		07/11/22 09:19	07/11/22 16:45	1
Lead	**0.058**		0.010	0.0030	mg/L		07/11/22 09:19	07/11/22 16:45	1
Magnesium	**133**		0.20	0.043	mg/L		07/11/22 09:19	07/11/22 16:45	1
Manganese	**2.9**	**B**	0.0030	0.00040	mg/L		07/11/22 09:19	07/11/22 16:45	1
Nickel	**0.058**		0.010	0.0013	mg/L		07/11/22 09:19	07/11/22 16:45	1
Potassium	**30.6**		0.50	0.10	mg/L		07/11/22 09:19	07/11/22 16:45	1
Selenium	0.025	U	0.025	0.0087	mg/L		07/11/22 09:19	07/11/22 16:45	1
Silver	0.0060	U	0.0060	0.0017	mg/L		07/11/22 09:19	07/11/22 16:45	1
Sodium	**472**		1.0	0.32	mg/L		07/11/22 09:19	07/11/22 16:45	1
Thallium	0.020	U	0.020	0.010	mg/L		07/11/22 09:19	07/11/22 16:45	1
Vanadium	**0.069**		0.0050	0.0015	mg/L		07/11/22 09:19	07/11/22 16:45	1
Zinc	**0.15**	**B**	0.010	0.0015	mg/L		07/11/22 09:19	07/11/22 16:45	1

Method: 7470A - Mercury (CVAA)

Analyte	Result	Qualifier	RL	MDL	Unit	D	Prepared	Analyzed	Dil Fac
Mercury	**0.00023**	**J**	0.00040	0.000086	mg/L		07/11/22 10:23	07/11/22 13:37	1

Client Sample ID: TRIP BLANK
Lab Sample ID: 480-199605-4

Date Collected: 07/07/22 00:00
Matrix: Water
Date Received: 07/07/22 16:00

Method: 8260C - Volatile Organic Compounds by GC/MS

Analyte	Result	Qualifier	RL	MDL	Unit	D	Prepared	Analyzed	Dil Fac
1,1,1-Trichloroethane	1.0	U	1.0	0.82	ug/L			07/08/22 17:38	1
1,1,2,2-Tetrachloroethane	1.0	U	1.0	0.21	ug/L			07/08/22 17:38	1

Client Sample ID: TRIP BLANK

Lab Sample ID: 480-199605-4

Date Collected: 07/07/22 00:00

Matrix: Water

Date Received: 07/07/22 16:00

Method: 8260C - Volatile Organic Compounds by GC/MS (Continued)

Analyte	Result	Qualifier	RL	MDL	Unit	D	Prepared	Analyzed	Dil Fac
1,1,2-Trichloro-1,2,2-trifluoroethane	1.0	U	1.0	0.31	ug/L			07/08/22 17:38	1
1,1,2-Trichloroethane	1.0	U	1.0	0.23	ug/L			07/08/22 17:38	1
1,1-Dichloroethane	1.0	U	1.0	0.38	ug/L			07/08/22 17:38	1
1,1-Dichloroethene	1.0	U	1.0	0.29	ug/L			07/08/22 17:38	1
1,2,4-Trichlorobenzene	1.0	U	1.0	0.41	ug/L			07/08/22 17:38	1
1,2-Dibromo-3-Chloropropane	1.0	U	1.0	0.39	ug/L			07/08/22 17:38	1
1,2-Dibromoethane	1.0	U	1.0	0.73	ug/L			07/08/22 17:38	1
1,2-Dichlorobenzene	1.0	U	1.0	0.79	ug/L			07/08/22 17:38	1
1,2-Dichloroethane	1.0	U	1.0	0.21	ug/L			07/08/22 17:38	1
1,2-Dichloropropane	1.0	U	1.0	0.72	ug/L			07/08/22 17:38	1
1,3-Dichlorobenzene	1.0	U	1.0	0.78	ug/L			07/08/22 17:38	1
1,4-Dichlorobenzene	1.0	U	1.0	0.84	ug/L			07/08/22 17:38	1
2-Butanone (MEK)	10	U	10	1.3	ug/L			07/08/22 17:38	1
2-Hexanone	5.0	U	5.0	1.2	ug/L			07/08/22 17:38	1
4-Methyl-2-pentanone (MIBK)	5.0	U *-	5.0	2.1	ug/L			07/08/22 17:38	1
Acetone	10	U	10	3.0	ug/L			07/08/22 17:38	1
Benzene	1.0	U	1.0	0.41	ug/L			07/08/22 17:38	1
Bromodichloromethane	1.0	U	1.0	0.39	ug/L			07/08/22 17:38	1
Bromoform	1.0	U	1.0	0.26	ug/L			07/08/22 17:38	1
Bromomethane	1.0	U	1.0	0.69	ug/L			07/08/22 17:38	1
Carbon disulfide	1.0	U	1.0	0.19	ug/L			07/08/22 17:38	1
Carbon tetrachloride	1.0	U	1.0	0.27	ug/L			07/08/22 17:38	1
Chlorobenzene	1.0	U	1.0	0.75	ug/L			07/08/22 17:38	1
Chloroethane	1.0	U	1.0	0.32	ug/L			07/08/22 17:38	1
Chloroform	1.0	U	1.0	0.34	ug/L			07/08/22 17:38	1
Chloromethane	1.0	U	1.0	0.35	ug/L			07/08/22 17:38	1
cis-1,2-Dichloroethene	1.0	U	1.0	0.81	ug/L			07/08/22 17:38	1
cis-1,3-Dichloropropene	1.0	U	1.0	0.36	ug/L			07/08/22 17:38	1
Cyclohexane	1.0	U	1.0	0.18	ug/L			07/08/22 17:38	1
Dibromochloromethane	1.0	U	1.0	0.32	ug/L			07/08/22 17:38	1
Dichlorodifluoromethane	1.0	U	1.0	0.68	ug/L			07/08/22 17:38	1
Ethylbenzene	1.0	U	1.0	0.74	ug/L			07/08/22 17:38	1
Isopropylbenzene	1.0	U	1.0	0.79	ug/L			07/08/22 17:38	1
Methyl acetate	2.5	U	2.5	1.3	ug/L			07/08/22 17:38	1
Methyl tert-butyl ether	1.0	U	1.0	0.16	ug/L			07/08/22 17:38	1
Methylcyclohexane	1.0	U	1.0	0.16	ug/L			07/08/22 17:38	1
Methylene Chloride	1.0	U	1.0	0.44	ug/L			07/08/22 17:38	1
Styrene	1.0	U	1.0	0.73	ug/L			07/08/22 17:38	1
Tetrachloroethene	1.0	U	1.0	0.36	ug/L			07/08/22 17:38	1
Toluene	1.0	U	1.0	0.51	ug/L			07/08/22 17:38	1
trans-1,2-Dichloroethene	1.0	U	1.0	0.90	ug/L			07/08/22 17:38	1
trans-1,3-Dichloropropene	1.0	U	1.0	0.37	ug/L			07/08/22 17:38	1
Trichloroethene	1.0	U	1.0	0.46	ug/L			07/08/22 17:38	1
Trichlorofluoromethane	1.0	U	1.0	0.88	ug/L			07/08/22 17:38	1
Vinyl chloride	1.0	U	1.0	0.90	ug/L			07/08/22 17:38	1
Xylenes, Total	2.0	U	2.0	0.66	ug/L			07/08/22 17:38	1

Surrogate	*%Recovery*	*Qualifier*	*Limits*	*Prepared*	*Analyzed*	*Dil Fac*
1,2-Dichloroethane-d4 (Surr)	*113*		*77 - 120*		*07/08/22 17:38*	*1*
4-Bromofluorobenzene (Surr)	*120*		*73 - 120*		*07/08/22 17:38*	*1*

Client Sample ID: TRIP BLANK
Lab Sample ID: 480-199605-4

Date Collected: 07/07/22 00:00
Matrix: Water
Date Received: 07/07/22 16:00

Method: 8260C - Volatile Organic Compounds by GC/MS (Continued)

Surrogate	%Recovery	Qualifier	Limits	Prepared	Analyzed	Dil Fac
Dibromofluoromethane (Surr)	114		75 - 123		07/08/22 17:38	1
Toluene-d8 (Surr)	96		80 - 120		07/08/22 17:38	1

Surrogate Summary

Client: Brydges Engineering in Environment & Energy DPC
Project/Site: Pilgrim Village Family - Groundwater

Job ID: 480-199605-1

Method: 8260C - Volatile Organic Compounds by GC/MS

Matrix: Water **Prep Type: Total/NA**

		Percent Surrogate Recovery (Acceptance Limits)			
		DCA	BFB	DBFM	TOL
Lab Sample ID	Client Sample ID	(77-120)	(73-120)	(75-123)	(80-120)
480-199605-1	REM-2	110	114	112	96
480-199605-2	REM-22	110	115	114	98
480-199605-3	REM-3	111	118	112	98
480-199605-4	TRIP BLANK	113	120	114	96
LCS 480-632921/7	Lab Control Sample	109	110	109	99
LCSD 480-632921/8	Lab Control Sample Dup	109	111	106	99
MB 480-632921/10	Method Blank	108	117	108	97

Surrogate Legend

DCA = 1,2-Dichloroethane-d4 (Surr)
BFB = 4-Bromofluorobenzene (Surr)
DBFM = Dibromofluoromethane (Surr)
TOL = Toluene-d8 (Surr)

Method: 8270D - Semivolatile Organic Compounds (GC/MS)

Matrix: Water **Prep Type: Total/NA**

		Percent Surrogate Recovery (Acceptance Limits)					
		TBP	FBP	2FP	NBZ	PHL	TPHd14
Lab Sample ID	Client Sample ID	(41-120)	(48-120)	(35-120)	(46-120)	(22-120)	(60-148)
480-199605-1	REM-2	60	55	41	49	29	68
480-199605-2	REM-22	53	55	41	49	29	66
480-199605-3	REM-3	86	89	66	79	49	94
LCS 480-633068/2-A	Lab Control Sample	101	82	59	71	51	108
LCSD 480-633068/18-A	Lab Control Sample Dup	106	97	77	94	60	105
MB 480-633068/1-A	Method Blank	76	86	67	80	47	100

Surrogate Legend

TBP = 2,4,6-Tribromophenol (Surr)
FBP = 2-Fluorobiphenyl (Surr)
2FP = 2-Fluorophenol (Surr)
NBZ = Nitrobenzene-d5 (Surr)
PHL = Phenol-d5 (Surr)
TPHd14 = p-Terphenyl-d14 (Surr)

Method: 8260C - Volatile Organic Compounds by GC/MS

Lab Sample ID: MB 480-632921/10
Matrix: Water
Analysis Batch: 632921

Client Sample ID: Method Blank
Prep Type: Total/NA

Analyte	MB Result	MB Qualifier	RL	MDL	Unit	D	Prepared	Analyzed	Dil Fac
1,1,1-Trichloroethane	1.0	U	1.0	0.82	ug/L			07/08/22 14:33	1
1,1,2,2-Tetrachloroethane	1.0	U	1.0	0.21	ug/L			07/08/22 14:33	1
1,1,2-Trichloro-1,2,2-trifluoroethane	1.0	U	1.0	0.31	ug/L			07/08/22 14:33	1
1,1,2-Trichloroethane	1.0	U	1.0	0.23	ug/L			07/08/22 14:33	1
1,1-Dichloroethane	1.0	U	1.0	0.38	ug/L			07/08/22 14:33	1
1,1-Dichloroethene	1.0	U	1.0	0.29	ug/L			07/08/22 14:33	1
1,2,4-Trichlorobenzene	1.0	U	1.0	0.41	ug/L			07/08/22 14:33	1
1,2-Dibromo-3-Chloropropane	1.0	U	1.0	0.39	ug/L			07/08/22 14:33	1
1,2-Dibromoethane	1.0	U	1.0	0.73	ug/L			07/08/22 14:33	1
1,2-Dichlorobenzene	1.0	U	1.0	0.79	ug/L			07/08/22 14:33	1
1,2-Dichloroethane	1.0	U	1.0	0.21	ug/L			07/08/22 14:33	1
1,2-Dichloropropane	1.0	U	1.0	0.72	ug/L			07/08/22 14:33	1
1,3-Dichlorobenzene	1.0	U	1.0	0.78	ug/L			07/08/22 14:33	1
1,4-Dichlorobenzene	1.0	U	1.0	0.84	ug/L			07/08/22 14:33	1
2-Butanone (MEK)	10	U	10	1.3	ug/L			07/08/22 14:33	1
2-Hexanone	5.0	U	5.0	1.2	ug/L			07/08/22 14:33	1
4-Methyl-2-pentanone (MIBK)	5.0	U	5.0	2.1	ug/L			07/08/22 14:33	1
Acetone	10	U	10	3.0	ug/L			07/08/22 14:33	1
Benzene	1.0	U	1.0	0.41	ug/L			07/08/22 14:33	1
Bromodichloromethane	1.0	U	1.0	0.39	ug/L			07/08/22 14:33	1
Bromoform	1.0	U	1.0	0.26	ug/L			07/08/22 14:33	1
Bromomethane	1.0	U	1.0	0.69	ug/L			07/08/22 14:33	1
Carbon disulfide	1.0	U	1.0	0.19	ug/L			07/08/22 14:33	1
Carbon tetrachloride	1.0	U	1.0	0.27	ug/L			07/08/22 14:33	1
Chlorobenzene	1.0	U	1.0	0.75	ug/L			07/08/22 14:33	1
Chloroethane	1.0	U	1.0	0.32	ug/L			07/08/22 14:33	1
Chloroform	1.0	U	1.0	0.34	ug/L			07/08/22 14:33	1
Chloromethane	1.0	U	1.0	0.35	ug/L			07/08/22 14:33	1
cis-1,2-Dichloroethene	1.0	U	1.0	0.81	ug/L			07/08/22 14:33	1
cis-1,3-Dichloropropene	1.0	U	1.0	0.36	ug/L			07/08/22 14:33	1
Cyclohexane	1.0	U	1.0	0.18	ug/L			07/08/22 14:33	1
Dibromochloromethane	1.0	U	1.0	0.32	ug/L			07/08/22 14:33	1
Dichlorodifluoromethane	1.0	U	1.0	0.68	ug/L			07/08/22 14:33	1
Ethylbenzene	1.0	U	1.0	0.74	ug/L			07/08/22 14:33	1
Isopropylbenzene	1.0	U	1.0	0.79	ug/L			07/08/22 14:33	1
Methyl acetate	2.5	U	2.5	1.3	ug/L			07/08/22 14:33	1
Methyl tert-butyl ether	1.0	U	1.0	0.16	ug/L			07/08/22 14:33	1
Methylcyclohexane	1.0	U	1.0	0.16	ug/L			07/08/22 14:33	1
Methylene Chloride	1.0	U	1.0	0.44	ug/L			07/08/22 14:33	1
Styrene	1.0	U	1.0	0.73	ug/L			07/08/22 14:33	1
Tetrachloroethene	1.0	U	1.0	0.36	ug/L			07/08/22 14:33	1
Toluene	1.0	U	1.0	0.51	ug/L			07/08/22 14:33	1
trans-1,2-Dichloroethene	1.0	U	1.0	0.90	ug/L			07/08/22 14:33	1
trans-1,3-Dichloropropene	1.0	U	1.0	0.37	ug/L			07/08/22 14:33	1
Trichloroethene	1.0	U	1.0	0.46	ug/L			07/08/22 14:33	1
Trichlorofluoromethane	1.0	U	1.0	0.88	ug/L			07/08/22 14:33	1
Vinyl chloride	1.0	U	1.0	0.90	ug/L			07/08/22 14:33	1
Xylenes, Total	2.0	U	2.0	0.66	ug/L			07/08/22 14:33	1

Method: 8260C - Volatile Organic Compounds by GC/MS (Continued)

Lab Sample ID: MB 480-632921/10
Matrix: Water
Analysis Batch: 632921

Client Sample ID: Method Blank
Prep Type: Total/NA

Surrogate	*MB %Recovery*	*MB Qualifier*	*Limits*	*Prepared*	*Analyzed*	*Dil Fac*
1,2-Dichloroethane-d4 (Surr)	*108*		*77 - 120*		*07/08/22 14:33*	*1*
4-Bromofluorobenzene (Surr)	*117*		*73 - 120*		*07/08/22 14:33*	*1*
Dibromofluoromethane (Surr)	*108*		*75 - 123*		*07/08/22 14:33*	*1*
Toluene-d8 (Surr)	*97*		*80 - 120*		*07/08/22 14:33*	*1*

Lab Sample ID: LCS 480-632921/7
Matrix: Water
Analysis Batch: 632921

Client Sample ID: Lab Control Sample
Prep Type: Total/NA

Analyte	Spike Added	LCS Result	LCS Qualifier	Unit	D	%Rec	%Rec Limits
1,1,1-Trichloroethane	25.0	28.7		ug/L		115	73 - 126
1,1,2,2-Tetrachloroethane	25.0	20.8		ug/L		83	76 - 120
1,1,2-Trichloro-1,2,2-trifluoroetha ne	25.0	25.3		ug/L		101	61 - 148
1,1,2-Trichloroethane	25.0	22.8		ug/L		91	76 - 122
1,1-Dichloroethane	25.0	26.6		ug/L		106	77 - 120
1,1-Dichloroethene	25.0	26.4		ug/L		106	66 - 127
1,2,4-Trichlorobenzene	25.0	29.5		ug/L		118	79 - 122
1,2-Dibromo-3-Chloropropane	25.0	22.4		ug/L		90	56 - 134
1,2-Dibromoethane	25.0	24.7		ug/L		99	77 - 120
1,2-Dichlorobenzene	25.0	25.4		ug/L		102	80 - 124
1,2-Dichloroethane	25.0	26.3		ug/L		105	75 - 120
1,2-Dichloropropane	25.0	23.7		ug/L		95	76 - 120
1,3-Dichlorobenzene	25.0	26.1		ug/L		104	77 - 120
1,4-Dichlorobenzene	25.0	24.9		ug/L		100	80 - 120
2-Butanone (MEK)	125	163		ug/L		131	57 - 140
2-Hexanone	125	84.2		ug/L		67	65 - 127
4-Methyl-2-pentanone (MIBK)	125	87.1	*-	ug/L		70	71 - 125
Acetone	125	106		ug/L		85	56 - 142
Benzene	25.0	25.1		ug/L		100	71 - 124
Bromodichloromethane	25.0	27.9		ug/L		112	80 - 122
Bromoform	25.0	27.0		ug/L		108	61 - 132
Bromomethane	25.0	29.8		ug/L		119	55 - 144
Carbon disulfide	25.0	26.0		ug/L		104	59 - 134
Carbon tetrachloride	25.0	28.7		ug/L		115	72 - 134
Chlorobenzene	25.0	25.4		ug/L		102	80 - 120
Chloroethane	25.0	28.8		ug/L		115	69 - 136
Chloroform	25.0	26.4		ug/L		106	73 - 127
Chloromethane	25.0	25.2		ug/L		101	68 - 124
cis-1,2-Dichloroethene	25.0	27.3		ug/L		109	74 - 124
cis-1,3-Dichloropropene	25.0	27.7		ug/L		111	74 - 124
Cyclohexane	25.0	22.9		ug/L		92	59 - 135
Dibromochloromethane	25.0	27.3		ug/L		109	75 - 125
Dichlorodifluoromethane	25.0	32.4		ug/L		129	59 - 135
Ethylbenzene	25.0	24.2		ug/L		97	77 - 123
Isopropylbenzene	25.0	23.3		ug/L		93	77 - 122
Methyl acetate	50.0	40.1		ug/L		80	74 - 133
Methyl tert-butyl ether	25.0	26.2		ug/L		105	77 - 120
Methylcyclohexane	25.0	24.7		ug/L		99	68 - 134

Method: 8260C - Volatile Organic Compounds by GC/MS (Continued)

Lab Sample ID: LCS 480-632921/7
Matrix: Water
Analysis Batch: 632921

Client Sample ID: Lab Control Sample
Prep Type: Total/NA

Analyte	Spike Added	LCS Result	LCS Qualifier	Unit	D	%Rec	%Rec Limits
Methylene Chloride	25.0	25.3		ug/L		101	75 - 124
Styrene	25.0	25.2		ug/L		101	80 - 120
Tetrachloroethene	25.0	28.1		ug/L		112	74 - 122
Toluene	25.0	25.4		ug/L		102	80 - 122
trans-1,2-Dichloroethene	25.0	27.7		ug/L		111	73 - 127
trans-1,3-Dichloropropene	25.0	26.1		ug/L		104	80 - 120
Trichloroethene	25.0	28.5		ug/L		114	74 - 123
Trichlorofluoromethane	25.0	34.5		ug/L		138	62 - 150
Vinyl chloride	25.0	28.8		ug/L		115	65 - 133

Surrogate	*LCS %Recovery*	*LCS Qualifier*	*Limits*
1,2-Dichloroethane-d4 (Surr)	*109*		*77 - 120*
4-Bromofluorobenzene (Surr)	*110*		*73 - 120*
Dibromofluoromethane (Surr)	*109*		*75 - 123*
Toluene-d8 (Surr)	*99*		*80 - 120*

Lab Sample ID: LCSD 480-632921/8
Matrix: Water
Analysis Batch: 632921

Client Sample ID: Lab Control Sample Dup
Prep Type: Total/NA

Analyte	Spike Added	LCSD Result	LCSD Qualifier	Unit	D	%Rec	%Rec Limits	RPD	RPD Limit
1,1,1-Trichloroethane	25.0	26.8		ug/L		107	73 - 126	7	15
1,1,2,2-Tetrachloroethane	25.0	20.8		ug/L		83	76 - 120	0	15
1,1,2-Trichloro-1,2,2-trifluoroetha ne	25.0	23.5		ug/L		94	61 - 148	8	20
1,1,2-Trichloroethane	25.0	22.9		ug/L		92	76 - 122	1	15
1,1-Dichloroethane	25.0	24.7		ug/L		99	77 - 120	7	20
1,1-Dichloroethene	25.0	24.1		ug/L		96	66 - 127	9	16
1,2,4-Trichlorobenzene	25.0	28.6		ug/L		114	79 - 122	3	20
1,2-Dibromo-3-Chloropropane	25.0	23.0		ug/L		92	56 - 134	2	15
1,2-Dibromoethane	25.0	24.6		ug/L		99	77 - 120	0	15
1,2-Dichlorobenzene	25.0	24.4		ug/L		98	80 - 124	4	20
1,2-Dichloroethane	25.0	25.3		ug/L		101	75 - 120	4	20
1,2-Dichloropropane	25.0	22.7		ug/L		91	76 - 120	4	20
1,3-Dichlorobenzene	25.0	24.9		ug/L		99	77 - 120	5	20
1,4-Dichlorobenzene	25.0	24.1		ug/L		96	80 - 120	3	20
2-Butanone (MEK)	125	168		ug/L		134	57 - 140	3	20
2-Hexanone	125	87.2		ug/L		70	65 - 127	3	15
4-Methyl-2-pentanone (MIBK)	125	89.5		ug/L		72	71 - 125	3	35
Acetone	125	107		ug/L		86	56 - 142	1	15
Benzene	25.0	24.0		ug/L		96	71 - 124	5	13
Bromodichloromethane	25.0	27.0		ug/L		108	80 - 122	3	15
Bromoform	25.0	27.4		ug/L		109	61 - 132	1	15
Bromomethane	25.0	28.9		ug/L		116	55 - 144	3	15
Carbon disulfide	25.0	24.4		ug/L		98	59 - 134	6	15
Carbon tetrachloride	25.0	26.6		ug/L		106	72 - 134	8	15
Chlorobenzene	25.0	24.7		ug/L		99	80 - 120	3	25
Chloroethane	25.0	27.1		ug/L		108	69 - 136	6	15
Chloroform	25.0	24.7		ug/L		99	73 - 127	7	20

Method: 8260C - Volatile Organic Compounds by GC/MS (Continued)

Lab Sample ID: LCSD 480-632921/8
Matrix: Water
Analysis Batch: 632921

Client Sample ID: Lab Control Sample Dup
Prep Type: Total/NA

Analyte	Spike Added	LCSD Result	LCSD Qualifier	Unit	D	%Rec	%Rec Limits	RPD	RPD Limit
Chloromethane	25.0	23.9		ug/L		96	68 - 124	5	15
cis-1,2-Dichloroethene	25.0	25.7		ug/L		103	74 - 124	6	15
cis-1,3-Dichloropropene	25.0	27.2		ug/L		109	74 - 124	2	15
Cyclohexane	25.0	21.5		ug/L		86	59 - 135	6	20
Dibromochloromethane	25.0	26.7		ug/L		107	75 - 125	2	15
Dichlorodifluoromethane	25.0	30.3		ug/L		121	59 - 135	7	20
Ethylbenzene	25.0	22.9		ug/L		92	77 - 123	5	15
Isopropylbenzene	25.0	22.1		ug/L		88	77 - 122	5	20
Methyl acetate	50.0	39.6		ug/L		79	74 - 133	1	20
Methyl tert-butyl ether	25.0	25.5		ug/L		102	77 - 120	3	37
Methylcyclohexane	25.0	23.2		ug/L		93	68 - 134	6	20
Methylene Chloride	25.0	24.0		ug/L		96	75 - 124	5	15
Styrene	25.0	24.6		ug/L		98	80 - 120	2	20
Tetrachloroethene	25.0	26.9		ug/L		108	74 - 122	4	20
Toluene	25.0	23.8		ug/L		95	80 - 122	7	15
trans-1,2-Dichloroethene	25.0	26.3		ug/L		105	73 - 127	5	20
trans-1,3-Dichloropropene	25.0	26.0		ug/L		104	80 - 120	1	15
Trichloroethene	25.0	27.2		ug/L		109	74 - 123	5	16
Trichlorofluoromethane	25.0	31.6		ug/L		126	62 - 150	9	20
Vinyl chloride	25.0	27.1		ug/L		108	65 - 133	6	15

Surrogate	*LCSD %Recovery*	*LCSD Qualifier*	*Limits*
1,2-Dichloroethane-d4 (Surr)	*109*		*77 - 120*
4-Bromofluorobenzene (Surr)	*111*		*73 - 120*
Dibromofluoromethane (Surr)	*106*		*75 - 123*
Toluene-d8 (Surr)	*99*		*80 - 120*

Method: 8270D - Semivolatile Organic Compounds (GC/MS)

Lab Sample ID: MB 480-633068/1-A
Matrix: Water
Analysis Batch: 633204

Client Sample ID: Method Blank
Prep Type: Total/NA
Prep Batch: 633068

Analyte	MB Result	MB Qualifier	RL	MDL	Unit	D	Prepared	Analyzed	Dil Fac
2,4,5-Trichlorophenol	5.0	U	5.0	0.48	ug/L		07/11/22 09:50	07/12/22 13:44	1
2,4,6-Trichlorophenol	5.0	U	5.0	0.61	ug/L		07/11/22 09:50	07/12/22 13:44	1
2,4-Dichlorophenol	5.0	U	5.0	0.51	ug/L		07/11/22 09:50	07/12/22 13:44	1
2,4-Dimethylphenol	5.0	U	5.0	0.50	ug/L		07/11/22 09:50	07/12/22 13:44	1
2,4-Dinitrophenol	10	U	10	2.2	ug/L		07/11/22 09:50	07/12/22 13:44	1
2,4-Dinitrotoluene	5.0	U	5.0	0.45	ug/L		07/11/22 09:50	07/12/22 13:44	1
2,6-Dinitrotoluene	5.0	U	5.0	0.40	ug/L		07/11/22 09:50	07/12/22 13:44	1
2-Chloronaphthalene	5.0	U	5.0	0.46	ug/L		07/11/22 09:50	07/12/22 13:44	1
2-Chlorophenol	5.0	U	5.0	0.53	ug/L		07/11/22 09:50	07/12/22 13:44	1
2-Methylnaphthalene	5.0	U	5.0	0.60	ug/L		07/11/22 09:50	07/12/22 13:44	1
2-Methylphenol	5.0	U	5.0	0.40	ug/L		07/11/22 09:50	07/12/22 13:44	1
2-Nitroaniline	10	U	10	0.42	ug/L		07/11/22 09:50	07/12/22 13:44	1
2-Nitrophenol	5.0	U	5.0	0.48	ug/L		07/11/22 09:50	07/12/22 13:44	1
3,3'-Dichlorobenzidine	5.0	U	5.0	0.40	ug/L		07/11/22 09:50	07/12/22 13:44	1
3-Nitroaniline	10	U	10	0.48	ug/L		07/11/22 09:50	07/12/22 13:44	1

Method: 8270D - Semivolatile Organic Compounds (GC/MS) (Continued)

Lab Sample ID: MB 480-633068/1-A
Matrix: Water
Analysis Batch: 633204

Client Sample ID: Method Blank
Prep Type: Total/NA
Prep Batch: 633068

Analyte	MB Result	MB Qualifier	RL	MDL	Unit	D	Prepared	Analyzed	Dil Fac
4,6-Dinitro-2-methylphenol	10	U	10	2.2	ug/L		07/11/22 09:50	07/12/22 13:44	1
4-Bromophenyl phenyl ether	5.0	U	5.0	0.45	ug/L		07/11/22 09:50	07/12/22 13:44	1
4-Chloro-3-methylphenol	5.0	U	5.0	0.45	ug/L		07/11/22 09:50	07/12/22 13:44	1
4-Chloroaniline	5.0	U	5.0	0.59	ug/L		07/11/22 09:50	07/12/22 13:44	1
4-Chlorophenyl phenyl ether	5.0	U	5.0	0.35	ug/L		07/11/22 09:50	07/12/22 13:44	1
4-Methylphenol	10	U	10	0.36	ug/L		07/11/22 09:50	07/12/22 13:44	1
4-Nitroaniline	10	U	10	0.25	ug/L		07/11/22 09:50	07/12/22 13:44	1
4-Nitrophenol	10	U	10	1.5	ug/L		07/11/22 09:50	07/12/22 13:44	1
Acenaphthene	5.0	U	5.0	0.41	ug/L		07/11/22 09:50	07/12/22 13:44	1
Acenaphthylene	5.0	U	5.0	0.38	ug/L		07/11/22 09:50	07/12/22 13:44	1
Acetophenone	5.0	U	5.0	0.54	ug/L		07/11/22 09:50	07/12/22 13:44	1
Anthracene	5.0	U	5.0	0.28	ug/L		07/11/22 09:50	07/12/22 13:44	1
Atrazine	5.0	U	5.0	0.46	ug/L		07/11/22 09:50	07/12/22 13:44	1
Benzaldehyde	5.0	U	5.0	0.27	ug/L		07/11/22 09:50	07/12/22 13:44	1
Benzo[a]anthracene	5.0	U	5.0	0.36	ug/L		07/11/22 09:50	07/12/22 13:44	1
Benzo[a]pyrene	5.0	U	5.0	0.47	ug/L		07/11/22 09:50	07/12/22 13:44	1
Benzo[b]fluoranthene	5.0	U	5.0	0.34	ug/L		07/11/22 09:50	07/12/22 13:44	1
Benzo[g,h,i]perylene	5.0	U	5.0	0.35	ug/L		07/11/22 09:50	07/12/22 13:44	1
Benzo[k]fluoranthene	5.0	U	5.0	0.73	ug/L		07/11/22 09:50	07/12/22 13:44	1
Biphenyl	5.0	U	5.0	0.65	ug/L		07/11/22 09:50	07/12/22 13:44	1
bis (2-chloroisopropyl) ether	5.0	U	5.0	0.52	ug/L		07/11/22 09:50	07/12/22 13:44	1
Bis(2-chloroethoxy)methane	5.0	U	5.0	0.35	ug/L		07/11/22 09:50	07/12/22 13:44	1
Bis(2-chloroethyl)ether	5.0	U	5.0	0.40	ug/L		07/11/22 09:50	07/12/22 13:44	1
Bis(2-ethylhexyl) phthalate	5.0	U	5.0	2.2	ug/L		07/11/22 09:50	07/12/22 13:44	1
Butyl benzyl phthalate	5.0	U	5.0	1.0	ug/L		07/11/22 09:50	07/12/22 13:44	1
Caprolactam	5.0	U	5.0	2.2	ug/L		07/11/22 09:50	07/12/22 13:44	1
Carbazole	5.0	U	5.0	0.30	ug/L		07/11/22 09:50	07/12/22 13:44	1
Chrysene	5.0	U	5.0	0.33	ug/L		07/11/22 09:50	07/12/22 13:44	1
Dibenz(a,h)anthracene	5.0	U	5.0	0.42	ug/L		07/11/22 09:50	07/12/22 13:44	1
Dibenzofuran	10	U	10	0.51	ug/L		07/11/22 09:50	07/12/22 13:44	1
Diethyl phthalate	5.0	U	5.0	0.22	ug/L		07/11/22 09:50	07/12/22 13:44	1
Dimethyl phthalate	5.0	U	5.0	0.36	ug/L		07/11/22 09:50	07/12/22 13:44	1
Di-n-butyl phthalate	5.0	U	5.0	0.31	ug/L		07/11/22 09:50	07/12/22 13:44	1
Di-n-octyl phthalate	5.0	U	5.0	0.47	ug/L		07/11/22 09:50	07/12/22 13:44	1
Fluoranthene	5.0	U	5.0	0.40	ug/L		07/11/22 09:50	07/12/22 13:44	1
Fluorene	5.0	U	5.0	0.36	ug/L		07/11/22 09:50	07/12/22 13:44	1
Hexachlorobenzene	5.0	U	5.0	0.51	ug/L		07/11/22 09:50	07/12/22 13:44	1
Hexachlorobutadiene	5.0	U	5.0	0.68	ug/L		07/11/22 09:50	07/12/22 13:44	1
Hexachlorocyclopentadiene	5.0	U	5.0	0.59	ug/L		07/11/22 09:50	07/12/22 13:44	1
Hexachloroethane	5.0	U	5.0	0.59	ug/L		07/11/22 09:50	07/12/22 13:44	1
Indeno[1,2,3-cd]pyrene	5.0	U	5.0	0.47	ug/L		07/11/22 09:50	07/12/22 13:44	1
Isophorone	5.0	U	5.0	0.43	ug/L		07/11/22 09:50	07/12/22 13:44	1
Naphthalene	5.0	U	5.0	0.76	ug/L		07/11/22 09:50	07/12/22 13:44	1
Nitrobenzene	5.0	U	5.0	0.29	ug/L		07/11/22 09:50	07/12/22 13:44	1
N-Nitrosodi-n-propylamine	5.0	U	5.0	0.54	ug/L		07/11/22 09:50	07/12/22 13:44	1
N-Nitrosodiphenylamine	5.0	U	5.0	0.51	ug/L		07/11/22 09:50	07/12/22 13:44	1
Pentachlorophenol	10	U	10	2.2	ug/L		07/11/22 09:50	07/12/22 13:44	1
Phenanthrene	5.0	U	5.0	0.44	ug/L		07/11/22 09:50	07/12/22 13:44	1
Phenol	5.0	U	5.0	0.39	ug/L		07/11/22 09:50	07/12/22 13:44	1

Method: 8270D - Semivolatile Organic Compounds (GC/MS) (Continued)

Lab Sample ID: MB 480-633068/1-A
Matrix: Water
Analysis Batch: 633204

Client Sample ID: Method Blank
Prep Type: Total/NA
Prep Batch: 633068

Analyte	MB Result	MB Qualifier	RL	MDL	Unit	D	Prepared	Analyzed	Dil Fac
Pyrene	5.0	U	5.0	0.34	ug/L		07/11/22 09:50	07/12/22 13:44	1

Surrogate	*MB %Recovery*	*MB Qualifier*	*Limits*	*Prepared*	*Analyzed*	*Dil Fac*
2,4,6-Tribromophenol (Surr)	*76*		*41 - 120*	*07/11/22 09:50*	*07/12/22 13:44*	*1*
2-Fluorobiphenyl (Surr)	*86*		*48 - 120*	*07/11/22 09:50*	*07/12/22 13:44*	*1*
2-Fluorophenol (Surr)	*67*		*35 - 120*	*07/11/22 09:50*	*07/12/22 13:44*	*1*
Nitrobenzene-d5 (Surr)	*80*		*46 - 120*	*07/11/22 09:50*	*07/12/22 13:44*	*1*
Phenol-d5 (Surr)	*47*		*22 - 120*	*07/11/22 09:50*	*07/12/22 13:44*	*1*
p-Terphenyl-d14 (Surr)	*100*		*60 - 148*	*07/11/22 09:50*	*07/12/22 13:44*	*1*

Lab Sample ID: LCS 480-633068/2-A
Matrix: Water
Analysis Batch: 633204

Client Sample ID: Lab Control Sample
Prep Type: Total/NA
Prep Batch: 633068

Analyte	Spike Added	LCS Result	LCS Qualifier	Unit	D	%Rec	%Rec Limits
2,4,5-Trichlorophenol	32.0	30.8		ug/L		96	65 - 126
2,4,6-Trichlorophenol	32.0	29.0		ug/L		91	64 - 120
2,4-Dichlorophenol	32.0	26.7		ug/L		84	63 - 120
2,4-Dimethylphenol	32.0	26.8		ug/L		84	47 - 120
2,4-Dinitrophenol	64.0	70.8		ug/L		111	31 - 137
2,4-Dinitrotoluene	32.0	33.9		ug/L		106	69 - 120
2,6-Dinitrotoluene	32.0	31.9		ug/L		100	68 - 120
2-Chloronaphthalene	32.0	26.3		ug/L		82	58 - 120
2-Chlorophenol	32.0	22.9		ug/L		72	48 - 120
2-Methylnaphthalene	32.0	21.2		ug/L		66	59 - 120
2-Methylphenol	32.0	23.9		ug/L		75	39 - 120
2-Nitroaniline	32.0	30.3		ug/L		95	54 - 127
2-Nitrophenol	32.0	24.8		ug/L		78	52 - 125
3,3'-Dichlorobenzidine	64.0	68.1		ug/L		106	49 - 135
3-Nitroaniline	32.0	28.7		ug/L		90	51 - 120
4,6-Dinitro-2-methylphenol	64.0	70.5		ug/L		110	46 - 136
4-Bromophenyl phenyl ether	32.0	31.2		ug/L		98	65 - 120
4-Chloro-3-methylphenol	32.0	29.0		ug/L		91	61 - 123
4-Chloroaniline	32.0	23.8		ug/L		74	30 - 120
4-Chlorophenyl phenyl ether	32.0	28.0		ug/L		88	62 - 120
4-Methylphenol	32.0	25.1		ug/L		78	29 - 131
4-Nitroaniline	32.0	34.0		ug/L		106	65 - 120
4-Nitrophenol	64.0	56.4		ug/L		88	45 - 120
Acenaphthene	32.0	26.6		ug/L		83	60 - 120
Acenaphthylene	32.0	27.7		ug/L		87	63 - 120
Acetophenone	32.0	24.5		ug/L		77	45 - 120
Anthracene	32.0	32.8		ug/L		103	67 - 120
Atrazine	64.0	79.4		ug/L		124	71 - 130
Benzaldehyde	64.0	43.7		ug/L		68	10 - 140
Benzo[a]anthracene	32.0	34.0		ug/L		106	70 - 121
Benzo[a]pyrene	32.0	33.5		ug/L		105	60 - 123
Benzo[b]fluoranthene	32.0	36.4		ug/L		114	66 - 126
Benzo[g,h,i]perylene	32.0	32.3		ug/L		101	66 - 150

Method: 8270D - Semivolatile Organic Compounds (GC/MS) (Continued)

Lab Sample ID: LCS 480-633068/2-A — **Client Sample ID: Lab Control Sample**
Matrix: Water — **Prep Type: Total/NA**
Analysis Batch: 633204 — **Prep Batch: 633068**

Analyte	Spike Added	LCS Result	LCS Qualifier	Unit	D	%Rec	%Rec Limits
Benzo[k]fluoranthene	32.0	33.8		ug/L		105	65 - 124
Biphenyl	32.0	24.5		ug/L		77	59 - 120
bis (2-chloroisopropyl) ether	32.0	21.8		ug/L		68	21 - 136
Bis(2-chloroethoxy)methane	32.0	23.7		ug/L		74	50 - 128
Bis(2-chloroethyl)ether	32.0	22.3		ug/L		70	44 - 120
Bis(2-ethylhexyl) phthalate	32.0	34.4		ug/L		108	63 - 139
Butyl benzyl phthalate	32.0	35.0		ug/L		110	70 - 129
Caprolactam	64.0	25.3		ug/L		40	22 - 120
Carbazole	32.0	36.6		ug/L		114	66 - 123
Chrysene	32.0	33.7		ug/L		105	69 - 120
Dibenz(a,h)anthracene	32.0	33.3		ug/L		104	65 - 135
Dibenzofuran	32.0	27.6		ug/L		86	66 - 120
Diethyl phthalate	32.0	32.8		ug/L		103	59 - 127
Dimethyl phthalate	32.0	32.0		ug/L		100	68 - 120
Di-n-butyl phthalate	32.0	34.8		ug/L		109	69 - 131
Di-n-octyl phthalate	32.0	34.1		ug/L		106	63 - 140
Fluoranthene	32.0	34.6		ug/L		108	69 - 126
Fluorene	32.0	31.3		ug/L		98	66 - 120
Hexachlorobenzene	32.0	32.8		ug/L		103	61 - 120
Hexachlorobutadiene	32.0	16.6		ug/L		52	35 - 120
Hexachlorocyclopentadiene	32.0	17.6		ug/L		55	31 - 120
Hexachloroethane	32.0	17.1		ug/L		54	43 - 120
Indeno[1,2,3-cd]pyrene	32.0	32.7		ug/L		102	69 - 146
Isophorone	32.0	26.0		ug/L		81	55 - 120
Naphthalene	32.0	22.3		ug/L		70	57 - 120
Nitrobenzene	32.0	23.6		ug/L		74	53 - 123
N-Nitrosodi-n-propylamine	32.0	26.0		ug/L		81	32 - 140
N-Nitrosodiphenylamine	32.0	32.1		ug/L		100	61 - 120
Pentachlorophenol	64.0	69.2		ug/L		108	29 - 136
Phenanthrene	32.0	32.1		ug/L		100	68 - 120
Phenol	32.0	16.8		ug/L		53	17 - 120
Pyrene	32.0	34.7		ug/L		109	70 - 125

Surrogate	*LCS %Recovery*	*LCS Qualifier*	*Limits*
2,4,6-Tribromophenol (Surr)	*101*		*41 - 120*
2-Fluorobiphenyl (Surr)	*82*		*48 - 120*
2-Fluorophenol (Surr)	*59*		*35 - 120*
Nitrobenzene-d5 (Surr)	*71*		*46 - 120*
Phenol-d5 (Surr)	*51*		*22 - 120*
p-Terphenyl-d14 (Surr)	*108*		*60 - 148*

Lab Sample ID: LCSD 480-633068/18-A — **Client Sample ID: Lab Control Sample Dup**
Matrix: Water — **Prep Type: Total/NA**
Analysis Batch: 633204 — **Prep Batch: 633068**

Analyte	Spike Added	LCSD Result	LCSD Qualifier	Unit	D	%Rec	%Rec Limits	RPD	RPD Limit
2,4,5-Trichlorophenol	32.0	33.8		ug/L		106	65 - 126	9	18
2,4,6-Trichlorophenol	32.0	33.8		ug/L		106	64 - 120	15	19

Method: 8270D - Semivolatile Organic Compounds (GC/MS) (Continued)

Lab Sample ID: LCSD 480-633068/18-A
Matrix: Water
Analysis Batch: 633204

Client Sample ID: Lab Control Sample Dup
Prep Type: Total/NA
Prep Batch: 633068

Analyte	Spike Added	LCSD Result	LCSD Qualifier	Unit	D	%Rec	%Rec Limits	RPD	RPD Limit
2,4-Dichlorophenol	32.0	32.1		ug/L		100	63 - 120	18	19
2,4-Dimethylphenol	32.0	31.6		ug/L		99	47 - 120	17	42
2,4-Dinitrophenol	64.0	78.2		ug/L		122	31 - 137	10	22
2,4-Dinitrotoluene	32.0	35.7		ug/L		111	69 - 120	5	20
2,6-Dinitrotoluene	32.0	34.5		ug/L		108	68 - 120	8	15
2-Chloronaphthalene	32.0	34.9	*1	ug/L		109	58 - 120	28	21
2-Chlorophenol	32.0	29.2		ug/L		91	48 - 120	24	25
2-Methylnaphthalene	32.0	28.5	*1	ug/L		89	59 - 120	30	21
2-Methylphenol	32.0	29.1		ug/L		91	39 - 120	19	27
2-Nitroaniline	32.0	34.1		ug/L		107	54 - 127	12	15
2-Nitrophenol	32.0	32.4	*1	ug/L		101	52 - 125	27	18
3,3'-Dichlorobenzidine	64.0	67.8		ug/L		106	49 - 135	0	25
3-Nitroaniline	32.0	31.3		ug/L		98	51 - 120	9	19
4,6-Dinitro-2-methylphenol	64.0	72.6		ug/L		113	46 - 136	3	15
4-Bromophenyl phenyl ether	32.0	33.8		ug/L		106	65 - 120	8	15
4-Chloro-3-methylphenol	32.0	32.7		ug/L		102	61 - 123	12	27
4-Chloroaniline	32.0	28.0		ug/L		87	30 - 120	16	22
4-Chlorophenyl phenyl ether	32.0	33.8	*1	ug/L		106	62 - 120	19	16
4-Methylphenol	32.0	28.8		ug/L		90	29 - 131	14	24
4-Nitroaniline	32.0	35.9		ug/L		112	65 - 120	6	24
4-Nitrophenol	64.0	56.8		ug/L		89	45 - 120	1	48
Acenaphthene	32.0	32.1		ug/L		100	60 - 120	19	24
Acenaphthylene	32.0	33.4	*1	ug/L		104	63 - 120	19	18
Acetophenone	32.0	30.1		ug/L		94	45 - 120	20	20
Anthracene	32.0	32.7		ug/L		102	67 - 120	0	15
Atrazine	64.0	80.1		ug/L		125	71 - 130	1	20
Benzaldehyde	64.0	56.3	*1	ug/L		88	10 - 140	25	20
Benzo[a]anthracene	32.0	33.3		ug/L		104	70 - 121	2	15
Benzo[a]pyrene	32.0	33.0		ug/L		103	60 - 123	1	15
Benzo[b]fluoranthene	32.0	36.2		ug/L		113	66 - 126	0	15
Benzo[g,h,i]perylene	32.0	32.2		ug/L		101	66 - 150	0	15
Benzo[k]fluoranthene	32.0	33.6		ug/L		105	65 - 124	1	22
Biphenyl	32.0	31.8	*1	ug/L		99	59 - 120	26	20
bis (2-chloroisopropyl) ether	32.0	28.9	*1	ug/L		90	21 - 136	28	24
Bis(2-chloroethoxy)methane	32.0	31.0	*1	ug/L		97	50 - 128	26	17
Bis(2-chloroethyl)ether	32.0	28.7	*1	ug/L		90	44 - 120	25	21
Bis(2-ethylhexyl) phthalate	32.0	34.0		ug/L		106	63 - 139	1	15
Butyl benzyl phthalate	32.0	34.8		ug/L		109	70 - 129	1	16
Caprolactam	64.0	26.0		ug/L		41	22 - 120	3	20
Carbazole	32.0	35.7		ug/L		112	66 - 123	2	20
Chrysene	32.0	33.4		ug/L		104	69 - 120	1	15
Dibenz(a,h)anthracene	32.0	33.0		ug/L		103	65 - 135	1	15
Dibenzofuran	32.0	32.6	*1	ug/L		102	66 - 120	17	15
Diethyl phthalate	32.0	34.8		ug/L		109	59 - 127	6	15
Dimethyl phthalate	32.0	34.6		ug/L		108	68 - 120	8	15
Di-n-butyl phthalate	32.0	34.8		ug/L		109	69 - 131	0	15
Di-n-octyl phthalate	32.0	33.3		ug/L		104	63 - 140	2	16
Fluoranthene	32.0	34.5		ug/L		108	69 - 126	0	15
Fluorene	32.0	34.7		ug/L		109	66 - 120	10	15

Method: 8270D - Semivolatile Organic Compounds (GC/MS) (Continued)

Lab Sample ID: LCSD 480-633068/18-A
Matrix: Water
Analysis Batch: 633204

Client Sample ID: Lab Control Sample Dup
Prep Type: Total/NA
Prep Batch: 633068

Analyte	Spike Added	LCSD Result	LCSD Qualifier	Unit	D	%Rec	%Rec Limits	RPD	RPD Limit
Hexachlorobenzene	32.0	34.4		ug/L		107	61 - 120	5	15
Hexachlorobutadiene	32.0	27.1	*1	ug/L		85	35 - 120	48	44
Hexachlorocyclopentadiene	32.0	28.7		ug/L		90	31 - 120	48	49
Hexachloroethane	32.0	26.7		ug/L		83	43 - 120	44	46
Indeno[1,2,3-cd]pyrene	32.0	32.7		ug/L		102	69 - 146	0	15
Isophorone	32.0	31.5	*1	ug/L		99	55 - 120	19	17
Naphthalene	32.0	30.7	*1	ug/L		96	57 - 120	31	29
Nitrobenzene	32.0	30.6	*1	ug/L		96	53 - 123	26	24
N-Nitrosodi-n-propylamine	32.0	31.3		ug/L		98	32 - 140	19	31
N-Nitrosodiphenylamine	32.0	32.7		ug/L		102	61 - 120	2	15
Pentachlorophenol	64.0	70.4		ug/L		110	29 - 136	2	37
Phenanthrene	32.0	33.1		ug/L		103	68 - 120	3	15
Phenol	32.0	20.7		ug/L		65	17 - 120	20	34
Pyrene	32.0	33.9		ug/L		106	70 - 125	2	19

Surrogate	*LCSD %Recovery*	*LCSD Qualifier*	*Limits*
2,4,6-Tribromophenol (Surr)	*106*		*41 - 120*
2-Fluorobiphenyl (Surr)	*97*		*48 - 120*
2-Fluorophenol (Surr)	*77*		*35 - 120*
Nitrobenzene-d5 (Surr)	*94*		*46 - 120*
Phenol-d5 (Surr)	*60*		*22 - 120*
p-Terphenyl-d14 (Surr)	*105*		*60 - 148*

Method: 6010C - Metals (ICP)

Lab Sample ID: MB 480-632959/1-A
Matrix: Water
Analysis Batch: 633242

Client Sample ID: Method Blank
Prep Type: Total/NA
Prep Batch: 632959

Analyte	MB Result	MB Qualifier	RL	MDL	Unit	D	Prepared	Analyzed	Dil Fac
Aluminum	0.20	U	0.20	0.060	mg/L		07/11/22 09:19	07/11/22 16:03	1
Antimony	0.020	U	0.020	0.0068	mg/L		07/11/22 09:19	07/11/22 16:03	1
Arsenic	0.015	U	0.015	0.0056	mg/L		07/11/22 09:19	07/11/22 16:03	1
Barium	0.0020	U	0.0020	0.00070	mg/L		07/11/22 09:19	07/11/22 16:03	1
Beryllium	0.0020	U	0.0020	0.00030	mg/L		07/11/22 09:19	07/11/22 16:03	1
Cadmium	0.0020	U	0.0020	0.00050	mg/L		07/11/22 09:19	07/11/22 16:03	1
Calcium	0.50	U	0.50	0.10	mg/L		07/11/22 09:19	07/11/22 16:03	1
Chromium	0.0040	U	0.0040	0.0010	mg/L		07/11/22 09:19	07/11/22 16:03	1
Cobalt	0.0040	U	0.0040	0.00063	mg/L		07/11/22 09:19	07/11/22 16:03	1
Copper	0.010	U	0.010	0.0016	mg/L		07/11/22 09:19	07/11/22 16:03	1
Iron	0.050	U	0.050	0.019	mg/L		07/11/22 09:19	07/11/22 16:03	1
Lead	0.010	U	0.010	0.0030	mg/L		07/11/22 09:19	07/11/22 16:03	1
Magnesium	0.20	U	0.20	0.043	mg/L		07/11/22 09:19	07/11/22 16:03	1
Manganese	0.000550	J	0.0030	0.00040	mg/L		07/11/22 09:19	07/11/22 16:03	1
Nickel	0.010	U	0.010	0.0013	mg/L		07/11/22 09:19	07/11/22 16:03	1
Potassium	0.50	U	0.50	0.10	mg/L		07/11/22 09:19	07/11/22 16:03	1
Selenium	0.025	U	0.025	0.0087	mg/L		07/11/22 09:19	07/11/22 16:03	1
Silver	0.0060	U	0.0060	0.0017	mg/L		07/11/22 09:19	07/11/22 16:03	1
Sodium	1.0	U	1.0	0.32	mg/L		07/11/22 09:19	07/11/22 16:03	1

Method: 6010C - Metals (ICP) (Continued)

Lab Sample ID: MB 480-632959/1-A — **Client Sample ID: Method Blank**
Matrix: Water — **Prep Type: Total/NA**
Analysis Batch: 633242 — **Prep Batch: 632959**

Analyte	MB Result	MB Qualifier	RL	MDL	Unit	D	Prepared	Analyzed	Dil Fac
Thallium	0.020	U	0.020	0.010	mg/L		07/11/22 09:19	07/11/22 16:03	1
Vanadium	0.0050	U	0.0050	0.0015	mg/L		07/11/22 09:19	07/11/22 16:03	1
Zinc	0.00167	J	0.010	0.0015	mg/L		07/11/22 09:19	07/11/22 16:03	1

Lab Sample ID: LCS 480-632959/2-A — **Client Sample ID: Lab Control Sample**
Matrix: Water — **Prep Type: Total/NA**
Analysis Batch: 633242 — **Prep Batch: 632959**

Analyte	Spike Added	LCS Result	LCS Qualifier	Unit	D	%Rec	%Rec Limits
Aluminum	10.0	9.62		mg/L		96	80 - 120
Antimony	0.200	0.197		mg/L		98	80 - 120
Arsenic	0.200	0.191		mg/L		95	80 - 120
Barium	0.200	0.197		mg/L		99	80 - 120
Beryllium	0.200	0.198		mg/L		99	80 - 120
Cadmium	0.200	0.187		mg/L		93	80 - 120
Calcium	10.0	9.67		mg/L		97	80 - 120
Chromium	0.200	0.192		mg/L		96	80 - 120
Cobalt	0.200	0.184		mg/L		92	80 - 120
Copper	0.200	0.195		mg/L		98	80 - 120
Iron	10.0	9.71		mg/L		97	80 - 120
Lead	0.200	0.185		mg/L		93	80 - 120
Magnesium	10.0	9.80		mg/L		98	80 - 120
Manganese	0.200	0.192		mg/L		96	80 - 120
Nickel	0.200	0.181		mg/L		91	80 - 120
Potassium	10.0	9.25		mg/L		92	80 - 120
Selenium	0.200	0.187		mg/L		94	80 - 120
Silver	0.0500	0.0449		mg/L		90	80 - 120
Sodium	10.0	9.38		mg/L		94	80 - 120
Thallium	0.200	0.190		mg/L		95	80 - 120
Vanadium	0.200	0.187		mg/L		94	80 - 120
Zinc	0.200	0.190		mg/L		95	80 - 120

Lab Sample ID: 480-199605-2 MS — **Client Sample ID: REM-22**
Matrix: Water — **Prep Type: Total/NA**
Analysis Batch: 633242 — **Prep Batch: 632959**

Analyte	Sample Result	Sample Qualifier	Spike Added	MS Result	MS Qualifier	Unit	D	%Rec	%Rec Limits
Aluminum	0.066	J	10.0	10.00		mg/L		99	75 - 125
Antimony	0.020	U	0.200	0.217		mg/L		108	75 - 125
Arsenic	0.015	U	0.200	0.216		mg/L		108	75 - 125
Barium	0.11		0.200	0.308		mg/L		98	75 - 125
Beryllium	0.0020	U	0.200	0.196		mg/L		98	75 - 125
Cadmium	0.0020	U	0.200	0.201		mg/L		101	75 - 125
Calcium	564		10.0	581.1	4	mg/L		169	75 - 125
Chromium	0.0040	U	0.200	0.190		mg/L		95	75 - 125
Cobalt	0.0040	U	0.200	0.192		mg/L		96	75 - 125
Copper	0.0083	J	0.200	0.211		mg/L		101	75 - 125
Iron	0.070		10.0	9.60		mg/L		95	75 - 125
Lead	0.0031	J	0.200	0.193		mg/L		95	75 - 125

Method: 6010C - Metals (ICP) (Continued)

Lab Sample ID: 480-199605-2 MS — **Client Sample ID: REM-22**
Matrix: Water — **Prep Type: Total/NA**
Analysis Batch: 633242 — **Prep Batch: 632959**

Analyte	Sample Result	Sample Qualifier	Spike Added	MS Result	MS Qualifier	Unit	D	%Rec	%Rec Limits
Magnesium	305		10.0	321.9	4	mg/L		166	75 - 125
Manganese	0.22	B	0.200	0.415		mg/L		96	75 - 125
Nickel	0.0031	J	0.200	0.191		mg/L		94	75 - 125
Potassium	38.8		10.0	49.29		mg/L		105	75 - 125
Selenium	0.025	U	0.200	0.217		mg/L		109	75 - 125
Silver	0.0060	U	0.0500	0.0494		mg/L		99	75 - 125
Sodium	88.4		10.0	99.07	4	mg/L		107	75 - 125
Thallium	0.020	U	0.200	0.189		mg/L		94	75 - 125
Vanadium	0.0016	J	0.200	0.194		mg/L		96	75 - 125
Zinc	0.0031	J B	0.200	0.182		mg/L		90	75 - 125

Lab Sample ID: 480-199605-2 MSD — **Client Sample ID: REM-22**
Matrix: Water — **Prep Type: Total/NA**
Analysis Batch: 633242 — **Prep Batch: 632959**

Analyte	Sample Result	Sample Qualifier	Spike Added	MSD Result	MSD Qualifier	Unit	D	%Rec	%Rec Limits	RPD	RPD Limit
Aluminum	0.066	J	10.0	9.75		mg/L		97	75 - 125	3	20
Antimony	0.020	U	0.200	0.214		mg/L		107	75 - 125	1	20
Arsenic	0.015	U	0.200	0.207		mg/L		104	75 - 125	4	20
Barium	0.11		0.200	0.298		mg/L		93	75 - 125	3	20
Beryllium	0.0020	U	0.200	0.192		mg/L		96	75 - 125	2	20
Cadmium	0.0020	U	0.200	0.197		mg/L		98	75 - 125	2	20
Calcium	564		10.0	549.3	4	mg/L		-149	75 - 125	6	20
Chromium	0.0040	U	0.200	0.188		mg/L		94	75 - 125	1	20
Cobalt	0.0040	U	0.200	0.188		mg/L		94	75 - 125	2	20
Copper	0.0083	J	0.200	0.210		mg/L		101	75 - 125	1	20
Iron	0.070		10.0	9.38		mg/L		93	75 - 125	2	20
Lead	0.0031	J	0.200	0.191		mg/L		94	75 - 125	1	20
Magnesium	305		10.0	306.4	4	mg/L		12	75 - 125	5	20
Manganese	0.22	B	0.200	0.402		mg/L		89	75 - 125	3	20
Nickel	0.0031	J	0.200	0.186		mg/L		92	75 - 125	2	20
Potassium	38.8		10.0	47.00		mg/L		82	75 - 125	5	20
Selenium	0.025	U	0.200	0.210		mg/L		105	75 - 125	3	20
Silver	0.0060	U	0.0500	0.0483		mg/L		97	75 - 125	2	20
Sodium	88.4		10.0	94.08	4	mg/L		57	75 - 125	5	20
Thallium	0.020	U	0.200	0.185		mg/L		92	75 - 125	2	20
Vanadium	0.0016	J	0.200	0.190		mg/L		94	75 - 125	2	20
Zinc	0.0031	J B	0.200	0.183		mg/L		90	75 - 125	1	20

Method: 7470A - Mercury (CVAA)

Lab Sample ID: MB 480-633067/1-A — **Client Sample ID: Method Blank**
Matrix: Water — **Prep Type: Total/NA**
Analysis Batch: 633124 — **Prep Batch: 633067**

Analyte	MB Result	MB Qualifier	RL	MDL	Unit	D	Prepared	Analyzed	Dil Fac
Mercury	0.00020	U	0.00020	0.000043	mg/L		07/11/22 10:23	07/11/22 13:27	1

Method: 7470A - Mercury (CVAA) (Continued)

Lab Sample ID: LCS 480-633067/2-A
Client Sample ID: Lab Control Sample
Matrix: Water
Prep Type: Total/NA
Analysis Batch: 633124
Prep Batch: 633067

Analyte			Spike Added	LCS Result	LCS Qualifier	Unit	D	%Rec	%Rec Limits		
Mercury			0.00667	0.00658		mg/L		99	80 - 120		

QC Association Summary

Client: Brydges Engineering in Environment & Energy DPC
Project/Site: Pilgrim Village Family - Groundwater

Job ID: 480-199605-1

GC/MS VOA

Analysis Batch: 632921

Lab Sample ID	Client Sample ID	Prep Type	Matrix	Method	Prep Batch
480-199605-1	REM-2	Total/NA	Water	8260C	
480-199605-2	REM-22	Total/NA	Water	8260C	
480-199605-3	REM-3	Total/NA	Water	8260C	
480-199605-4	TRIP BLANK	Total/NA	Water	8260C	
MB 480-632921/10	Method Blank	Total/NA	Water	8260C	
LCS 480-632921/7	Lab Control Sample	Total/NA	Water	8260C	
LCSD 480-632921/8	Lab Control Sample Dup	Total/NA	Water	8260C	

GC/MS Semi VOA

Prep Batch: 633068

Lab Sample ID	Client Sample ID	Prep Type	Matrix	Method	Prep Batch
480-199605-1	REM-2	Total/NA	Water	3510C	
480-199605-2	REM-22	Total/NA	Water	3510C	
480-199605-3	REM-3	Total/NA	Water	3510C	
MB 480-633068/1-A	Method Blank	Total/NA	Water	3510C	
LCS 480-633068/2-A	Lab Control Sample	Total/NA	Water	3510C	
LCSD 480-633068/18-A	Lab Control Sample Dup	Total/NA	Water	3510C	

Analysis Batch: 633204

Lab Sample ID	Client Sample ID	Prep Type	Matrix	Method	Prep Batch
480-199605-1	REM-2	Total/NA	Water	8270D	633068
480-199605-2	REM-22	Total/NA	Water	8270D	633068
480-199605-3	REM-3	Total/NA	Water	8270D	633068
MB 480-633068/1-A	Method Blank	Total/NA	Water	8270D	633068
LCS 480-633068/2-A	Lab Control Sample	Total/NA	Water	8270D	633068
LCSD 480-633068/18-A	Lab Control Sample Dup	Total/NA	Water	8270D	633068

Metals

Prep Batch: 632959

Lab Sample ID	Client Sample ID	Prep Type	Matrix	Method	Prep Batch
480-199605-1	REM-2	Total/NA	Water	3005A	
480-199605-2	REM-22	Total/NA	Water	3005A	
480-199605-3	REM-3	Total/NA	Water	3005A	
MB 480-632959/1-A	Method Blank	Total/NA	Water	3005A	
LCS 480-632959/2-A	Lab Control Sample	Total/NA	Water	3005A	
480-199605-2 MS	REM-22	Total/NA	Water	3005A	
480-199605-2 MSD	REM-22	Total/NA	Water	3005A	

Prep Batch: 633067

Lab Sample ID	Client Sample ID	Prep Type	Matrix	Method	Prep Batch
480-199605-1	REM-2	Total/NA	Water	7470A	
480-199605-2	REM-22	Total/NA	Water	7470A	
480-199605-3	REM-3	Total/NA	Water	7470A	
MB 480-633067/1-A	Method Blank	Total/NA	Water	7470A	
LCS 480-633067/2-A	Lab Control Sample	Total/NA	Water	7470A	

Analysis Batch: 633124

Lab Sample ID	Client Sample ID	Prep Type	Matrix	Method	Prep Batch
480-199605-1	REM-2	Total/NA	Water	7470A	633067
480-199605-2	REM-22	Total/NA	Water	7470A	633067

Metals (Continued)

Analysis Batch: 633124 (Continued)

Lab Sample ID	Client Sample ID	Prep Type	Matrix	Method	Prep Batch
480-199605-3	REM-3	Total/NA	Water	7470A	633067
MB 480-633067/1-A	Method Blank	Total/NA	Water	7470A	633067
LCS 480-633067/2-A	Lab Control Sample	Total/NA	Water	7470A	633067

Analysis Batch: 633242

Lab Sample ID	Client Sample ID	Prep Type	Matrix	Method	Prep Batch
480-199605-1	REM-2	Total/NA	Water	6010C	632959
480-199605-2	REM-22	Total/NA	Water	6010C	632959
480-199605-3	REM-3	Total/NA	Water	6010C	632959
MB 480-632959/1-A	Method Blank	Total/NA	Water	6010C	632959
LCS 480-632959/2-A	Lab Control Sample	Total/NA	Water	6010C	632959
480-199605-2 MS	REM-22	Total/NA	Water	6010C	632959
480-199605-2 MSD	REM-22	Total/NA	Water	6010C	632959

Lab Chronicle

Client: Brydges Engineering in Environment & Energy DPC
Project/Site: Pilgrim Village Family - Groundwater

Job ID: 480-199605-1

Client Sample ID: REM-2

Lab Sample ID: 480-199605-1
Date Collected: 07/07/22 10:30
Matrix: Water
Date Received: 07/07/22 16:00

Prep Type	Batch Type	Batch Method	Run	Dilution Factor	Batch Number	Prepared or Analyzed	Analyst	Lab
Total/NA	Analysis	8260C		1	632921	07/08/22 16:33	CRL	TAL BUF
Total/NA	Prep	3510C			633068	07/11/22 09:50	JMP	TAL BUF
Total/NA	Analysis	8270D		1	633204	07/12/22 16:31	PJQ	TAL BUF
Total/NA	Prep	3005A			632959	07/11/22 09:19	NVK	TAL BUF
Total/NA	Analysis	6010C		1	633242	07/11/22 16:22	LMH	TAL BUF
Total/NA	Prep	7470A			633067	07/11/22 10:23	NVK	TAL BUF
Total/NA	Analysis	7470A		1	633124	07/11/22 13:34	NVK	TAL BUF

Client Sample ID: REM-22

Lab Sample ID: 480-199605-2
Date Collected: 07/07/22 10:30
Matrix: Water
Date Received: 07/07/22 16:00

Prep Type	Batch Type	Batch Method	Run	Dilution Factor	Batch Number	Prepared or Analyzed	Analyst	Lab
Total/NA	Analysis	8260C		1	632921	07/08/22 16:55	CRL	TAL BUF
Total/NA	Prep	3510C			633068	07/11/22 09:50	JMP	TAL BUF
Total/NA	Analysis	8270D		1	633204	07/12/22 16:59	PJQ	TAL BUF
Total/NA	Prep	3005A			632959	07/11/22 09:19	NVK	TAL BUF
Total/NA	Analysis	6010C		1	633242	07/11/22 16:26	LMH	TAL BUF
Total/NA	Prep	7470A			633067	07/11/22 10:23	NVK	TAL BUF
Total/NA	Analysis	7470A		1	633124	07/11/22 13:36	NVK	TAL BUF

Client Sample ID: REM-3

Lab Sample ID: 480-199605-3
Date Collected: 07/07/22 12:30
Matrix: Water
Date Received: 07/07/22 16:00

Prep Type	Batch Type	Batch Method	Run	Dilution Factor	Batch Number	Prepared or Analyzed	Analyst	Lab
Total/NA	Analysis	8260C		1	632921	07/08/22 17:16	CRL	TAL BUF
Total/NA	Prep	3510C			633068	07/11/22 09:50	JMP	TAL BUF
Total/NA	Analysis	8270D		1	633204	07/12/22 17:26	PJQ	TAL BUF
Total/NA	Prep	3005A			632959	07/11/22 09:19	NVK	TAL BUF
Total/NA	Analysis	6010C		1	633242	07/11/22 16:45	LMH	TAL BUF
Total/NA	Prep	7470A			633067	07/11/22 10:23	NVK	TAL BUF
Total/NA	Analysis	7470A		1	633124	07/11/22 13:37	NVK	TAL BUF

Client Sample ID: TRIP BLANK

Lab Sample ID: 480-199605-4
Date Collected: 07/07/22 00:00
Matrix: Water
Date Received: 07/07/22 16:00

Prep Type	Batch Type	Batch Method	Run	Dilution Factor	Batch Number	Prepared or Analyzed	Analyst	Lab
Total/NA	Analysis	8260C		1	632921	07/08/22 17:38	CRL	TAL BUF

Laboratory References:

TAL BUF = Eurofins Buffalo, 10 Hazelwood Drive, Amherst, NY 14228-2298, TEL (716)691-2600

Accreditation/Certification Summary

Client: Brydges Engineering in Environment & Energy DPC
Job ID: 480-199605-1
Project/Site: Pilgrim Village Family - Groundwater

Laboratory: Eurofins Buffalo

The accreditations/certifications listed below are applicable to this report.

Authority	Program	Identification Number	Expiration Date
New York	NELAP	10026	03-31-23

Method Summary

Client: Brydges Engineering in Environment & Energy DPC
Project/Site: Pilgrim Village Family - Groundwater

Job ID: 480-199605-1

Method	Method Description	Protocol	Laboratory
8260C	Volatile Organic Compounds by GC/MS	SW846	TAL BUF
8270D	Semivolatile Organic Compounds (GC/MS)	SW846	TAL BUF
6010C	Metals (ICP)	SW846	TAL BUF
7470A	Mercury (CVAA)	SW846	TAL BUF
3005A	Preparation, Total Metals	SW846	TAL BUF
3510C	Liquid-Liquid Extraction (Separatory Funnel)	SW846	TAL BUF
5030C	Purge and Trap	SW846	TAL BUF
7470A	Preparation, Mercury	SW846	TAL BUF

Protocol References:

SW846 = "Test Methods For Evaluating Solid Waste, Physical/Chemical Methods", Third Edition, November 1986 And Its Updates.

Laboratory References:

TAL BUF = Eurofins Buffalo, 10 Hazelwood Drive, Amherst, NY 14228-2298, TEL (716)691-2600

Sample Summary

Client: Brydges Engineering in Environment & Energy DPC
Project/Site: Pilgrim Village Family - Groundwater

Job ID: 480-199605-1

Lab Sample ID	Client Sample ID	Matrix	Collected	Received
480-199605-1	REM-2	Water	07/07/22 10:30	07/07/22 16:00
480-199605-2	REM-22	Water	07/07/22 10:30	07/07/22 16:00
480-199605-3	REM-3	Water	07/07/22 12:30	07/07/22 16:00
480-199605-4	TRIP BLANK	Water	07/07/22 00:00	07/07/22 16:00

Eurofins Buffalo
10 Hazelwood Drive
Amherst, NY 14228-2298
Phone: 716-691-2600 Fax: 716-691-7991

Chain of Custody Record

eurofins Environment Testing America

Client Information	Sampler: Dalton Stack	Lab PM: Beninati, John	Carrier Tracking No(s):	COC No: 480-175244-37699.1
Client Contact: Mr. Dalton Stack	Phone: 716-525-3950	E-Mail: John.Beninati@et.eurofinsus.com	State of Origin:	Page: Page 1 of 1
Company: Brydges Engineering in Environment & Energy DPC	PWSID:			Job #:
Address: 960 Busti Ave Suite B-150	Due Date Requested:			
City: Buffalo	TAT Requested (days): 5 Day			
State, Zip: NY, 14213	Compliance Project: Δ Yes Δ No			
Phone: 716-362-6532(Tel)	PO #: Purchase Order not required			
Email: dstack@be3corp.com	WO #:			
Project Name: Pilgrim Village Family - Groundwater	Project #: 48024826			
Site:	SSOW#:			

Analysis Requested

Preservation Codes:
A - HCL
B - NaOH
C - Zn Acetate
D - Nitric Acid
E - NaHSO4
F - MeOH
G - Amchlor
H - Ascorbic Acid
I - Ice
J - DI Water
K - EDTA
L - EDA
M - Hexane
N - None
O - AsNaO2
P - Na2O4S
Q - Na2SO3
R - Na2S2O3
S - H2SO4
T - TSP Dodecahydrate
U - Acetone
V - MCAA
W - pH 4-5
Y - Trizma
Z - other (specify)
Other:

Sample Identification	Sample Date	Sample Time	Sample Type (C=comp, G=grab)	Matrix (W=water, S=solid, O=waste/oil, BT=Tissue, A=Air)	Field Filtered Sample (Yes or No)	Perform MS/MSD (Yes or No)	8270D - TCL SVOCs	6010C, 7470A	8260C - TCL VOCs	Total Number of containers	Special Instructions/Note:
			Preservation Code:				N	D	A		
REM-2	7/7/22	10:30	G	Water	Y		X	X	X		
REM-22	↓	10:30	↓	Water	Y		X	X	X		
REM-3	↓	12:30	↓	Water	Y		X	X	X		
Trip blank											

480-199605 Chain of Custody

Possible Hazard Identification
☒ *Non-Hazard* ☐ *Flammable* ☐ *Skin Irritant* ☐ *Poison B* ☐ *Unknown* ☐ *Radiological*

Sample Disposal (A fee may be assessed if samples are retained longer than 1 month)
☐ *Return To Client* ☒ *Disposal By Lab* ☐ *Archive For* _____ *Months*

Deliverable Requested: I, II, III, IV, Other (specify)

Special Instructions/QC Requirements:

Empty Kit Relinquished by:	Date:	Time:	Method of Shipment:		
Relinquished by: Dalton Stack	Date/Time: 7/7/22 3:59 p.m	Company: BE3	Received by:	Date/Time:	Company
Relinquished by:	Date/Time:	Company	Received by:	Date/Time:	Company
Relinquished by:	Date/Time:	Company	Received by:	Date/Time: 7/7/22 16:00	Company: TTS

Custody Seals Intact: Δ Yes Δ No	Custody Seal No.:	Cooler Temperature(s) °C and Other Remarks: 5.2 no ICE

Ver: 06/08/2021

Login Sample Receipt Checklist

Client: Brydges Engineering in Environment & Energy DPC

Job Number: 480-199605-1

Login Number: 199605
List Number: 1
Creator: Yeager, Brian A

List Source: Eurofins Buffalo

Question	Answer	Comment
Radioactivity either was not measured or, if measured, is at or below background	True	
The cooler's custody seal, if present, is intact.	True	
The cooler or samples do not appear to have been compromised or tampered with.	True	
Samples were received on ice.	True	
Cooler Temperature is acceptable.	True	
Cooler Temperature is recorded.	True	
COC is present.	True	
COC is filled out in ink and legible.	True	
COC is filled out with all pertinent information.	True	
Is the Field Sampler's name present on COC?	True	
There are no discrepancies between the sample IDs on the containers and the COC.	True	
Samples are received within Holding Time (Excluding tests with immediate HTs)..	True	
Sample containers have legible labels.	True	
Containers are not broken or leaking.	True	
Sample collection date/times are provided.	True	
Appropriate sample containers are used.	True	
Sample bottles are completely filled.	True	
Sample Preservation Verified	True	
There is sufficient vol. for all requested analyses, incl. any requested MS/MSDs	True	
VOA sample vials do not have headspace or bubble is <6mm (1/4") in diameter.	True	
If necessary, staff have been informed of any short hold time or quick TAT needs	True	
Multiphasic samples are not present.	True	
Samples do not require splitting or compositing.	True	
Sampling Company provided.	True	BE3
Samples received within 48 hours of sampling.	True	
Samples requiring field filtration have been filtered in the field.	True	
Chlorine Residual checked.	N/A	

eurofins | Environment Testing America

ANALYTICAL REPORT

Eurofins Buffalo
10 Hazelwood Drive
Amherst, NY 14228-2298
Tel: (716)691-2600

Laboratory Job ID: 480-201789-1
Client Project/Site: Pilgrim Village Family - Groundwater

For:
Brydges Engineering in Environment & Energy DPC
960 Busti Ave
Suite B-150
Buffalo, New York 14213

Attn: Jason Brydges

Authorized for release by:
9/27/2022 1:13:00 PM

John Beninati, Project Manager
(716)504-9874
John.Beninati@et.eurofinsus.com

LINKS

Review your project results through my EOL

Have a Question? Ask The Expert

Visit us at:
www.eurofinsus.com/Env

The test results in this report meet all 2003 NELAC, 2009 TNI, and 2016 TNI requirements for accredited parameters, exceptions are noted in this report. This report may not be reproduced except in full, and with written approval from the laboratory. For questions please contact the Project Manager at the e-mail address or telephone number listed on this page.

This report has been electronically signed and authorized by the signatory. Electronic signature is intended to be the legally binding equivalent of a traditionally handwritten signature.

Results relate only to the items tested and the sample(s) as received by the laboratory.

Table of Contents

Cover Page 1
Table of Contents 2
Definitions/Glossary 3
Case Narrative 4
Detection Summary 5
Client Sample Results 6
Surrogate Summary 13
QC Sample Results 14
QC Association Summary 24
Lab Chronicle 26
Certification Summary 27
Method Summary 28
Sample Summary 29
Chain of Custody 30
Receipt Checklists 31

Qualifiers

GC/MS VOA

Qualifier	Qualifier Description
*-	LCS and/or LCSD is outside acceptance limits, low biased.
J	Result is less than the RL but greater than or equal to the MDL and the concentration is an approximate value.
U	Indicates the analyte was analyzed for but not detected.

GC/MS Semi VOA

Qualifier	Qualifier Description
*+	LCS and/or LCSD is outside acceptance limits, high biased.
B	Compound was found in the blank and sample.
J	Result is less than the RL but greater than or equal to the MDL and the concentration is an approximate value.
U	Indicates the analyte was analyzed for but not detected.

Metals

Qualifier	Qualifier Description
J	Result is less than the RL but greater than or equal to the MDL and the concentration is an approximate value.
U	Indicates the analyte was analyzed for but not detected.

Glossary

Abbreviation	These commonly used abbreviations may or may not be present in this report.
¤	Listed under the "D" column to designate that the result is reported on a dry weight basis
%R	Percent Recovery
CFL	Contains Free Liquid
CFU	Colony Forming Unit
CNF	Contains No Free Liquid
DER	Duplicate Error Ratio (normalized absolute difference)
Dil Fac	Dilution Factor
DL	Detection Limit (DoD/DOE)
DL, RA, RE, IN	Indicates a Dilution, Re-analysis, Re-extraction, or additional Initial metals/anion analysis of the sample
DLC	Decision Level Concentration (Radiochemistry)
EDL	Estimated Detection Limit (Dioxin)
LOD	Limit of Detection (DoD/DOE)
LOQ	Limit of Quantitation (DoD/DOE)
MCL	EPA recommended "Maximum Contaminant Level"
MDA	Minimum Detectable Activity (Radiochemistry)
MDC	Minimum Detectable Concentration (Radiochemistry)
MDL	Method Detection Limit
ML	Minimum Level (Dioxin)
MPN	Most Probable Number
MQL	Method Quantitation Limit
NC	Not Calculated
ND	Not Detected at the reporting limit (or MDL or EDL if shown)
NEG	Negative / Absent
POS	Positive / Present
PQL	Practical Quantitation Limit
PRES	Presumptive
QC	Quality Control
RER	Relative Error Ratio (Radiochemistry)
RL	Reporting Limit or Requested Limit (Radiochemistry)
RPD	Relative Percent Difference, a measure of the relative difference between two points
TEF	Toxicity Equivalent Factor (Dioxin)
TEQ	Toxicity Equivalent Quotient (Dioxin)
TNTC	Too Numerous To Count

Job ID: 480-201789-1

Laboratory: Eurofins Buffalo

Narrative

Job Narrative
480-201789-1

Comments
No additional comments.

Receipt
The samples were received on 9/20/2022 2:00 PM. Unless otherwise noted below, the samples arrived in good condition, and where required, properly preserved and on ice. The temperature of the cooler at receipt was 2.6º C.

GC/MS VOA
Method 8260C: The laboratory control sample and/or the laboratory control sample duplicate (LCS/LCSD) for analytical batch 480-642412 recovered outside control limits for the following analyte(s): Chloroethane. Chloroethane has been identified as a poor performing analyte when analyzed using this method; therefore, re-extraction/re-analysis was not performed. These results have been reported and qualified. The associated sample is impacted: MW-R1 (480-201789-1).

Method 8260C: The following volatiles sample was diluted due to foaming at the time of purging during the original sample analysis: MW-R1 (480-201789-1). Elevated reporting limits (RLs) are provided.

No additional analytical or quality issues were noted, other than those described above or in the Definitions/Glossary page.

GC/MS Semi VOA
Method 8270D: The laboratory control sample (LCS) for preparation batch 480-642157 and analytical batch 480-642346 recovered outside control limits for the following analytes: 4-Nitroaniline and Carbazole. These analytes were biased high in the LCS and were not detected in the associated samples; therefore, the data have been reported.

No additional analytical or quality issues were noted, other than those described above or in the Definitions/Glossary page.

Metals
No analytical or quality issues were noted, other than those described in the Definitions/Glossary page.

Organic Prep
No analytical or quality issues were noted, other than those described in the Definitions/Glossary page.

Detection Summary

Client: Brydges Engineering in Environment & Energy DPC
Project/Site: Pilgrim Village Family - Groundwater

Job ID: 480-201789-1

Client Sample ID: MW-R1 — Lab Sample ID: 480-201789-1

Analyte	Result	Qualifier	RL	MDL	Unit	Dil Fac	D	Method	Prep Type
Toluene	1.3	J	2.0	1.0	ug/L	2		8260C	Total/NA
Diethyl phthalate	5.0	B	5.0	0.22	ug/L	1		8270D	Total/NA
Barium	0.098		0.0020	0.00070	mg/L	1		6010C	Total/NA
Calcium	395		0.50	0.10	mg/L	1		6010C	Total/NA
Cobalt	0.0037	J	0.0040	0.00063	mg/L	1		6010C	Total/NA
Copper	0.0066	J	0.010	0.0016	mg/L	1		6010C	Total/NA
Iron	0.14		0.050	0.019	mg/L	1		6010C	Total/NA
Magnesium	202		0.20	0.043	mg/L	1		6010C	Total/NA
Manganese	0.71		0.0030	0.00040	mg/L	1		6010C	Total/NA
Nickel	0.0079	J	0.010	0.0013	mg/L	1		6010C	Total/NA
Potassium	50.7		0.50	0.10	mg/L	1		6010C	Total/NA
Sodium	193		1.0	0.32	mg/L	1		6010C	Total/NA
Zinc	0.0098	J	0.010	0.0015	mg/L	1		6010C	Total/NA

Client Sample ID: MW-R4 — Lab Sample ID: 480-201789-2

Analyte	Result	Qualifier	RL	MDL	Unit	Dil Fac	D	Method	Prep Type
Diethyl phthalate	4.3	J B	5.0	0.22	ug/L	1		8270D	Total/NA
Aluminum	0.067	J	0.20	0.060	mg/L	1		6010C	Total/NA
Barium	0.10		0.0020	0.00070	mg/L	1		6010C	Total/NA
Calcium	119		0.50	0.10	mg/L	1		6010C	Total/NA
Copper	0.0017	J	0.010	0.0016	mg/L	1		6010C	Total/NA
Iron	0.92		0.050	0.019	mg/L	1		6010C	Total/NA
Magnesium	56.7		0.20	0.043	mg/L	1		6010C	Total/NA
Manganese	0.052		0.0030	0.00040	mg/L	1		6010C	Total/NA
Nickel	0.0016	J	0.010	0.0013	mg/L	1		6010C	Total/NA
Potassium	4.2		0.50	0.10	mg/L	1		6010C	Total/NA
Sodium	275		1.0	0.32	mg/L	1		6010C	Total/NA
Zinc	0.0038	J	0.010	0.0015	mg/L	1		6010C	Total/NA

This Detection Summary does not include radiochemical test results.

Client Sample Results

Client: Brydges Engineering in Environment & Energy DPC
Project/Site: Pilgrim Village Family - Groundwater

Job ID: 480-201789-1

Client Sample ID: MW-R1

Date Collected: 09/20/22 09:40
Date Received: 09/20/22 14:00

Lab Sample ID: 480-201789-1

Matrix: Water

Method: 8260C - Volatile Organic Compounds by GC/MS

Analyte	Result	Qualifier	RL	MDL	Unit	D	Prepared	Analyzed	Dil Fac
1,1,1-Trichloroethane	2.0	U	2.0	1.6	ug/L			09/23/22 00:28	2
1,1,2,2-Tetrachloroethane	2.0	U	2.0	0.42	ug/L			09/23/22 00:28	2
1,1,2-Trichloro-1,2,2-trifluoroethane	2.0	U	2.0	0.62	ug/L			09/23/22 00:28	2
1,1,2-Trichloroethane	2.0	U	2.0	0.46	ug/L			09/23/22 00:28	2
1,1-Dichloroethane	2.0	U	2.0	0.76	ug/L			09/23/22 00:28	2
1,1-Dichloroethene	2.0	U	2.0	0.58	ug/L			09/23/22 00:28	2
1,2,4-Trichlorobenzene	2.0	U	2.0	0.82	ug/L			09/23/22 00:28	2
1,2-Dibromo-3-Chloropropane	2.0	U	2.0	0.78	ug/L			09/23/22 00:28	2
1,2-Dibromoethane	2.0	U	2.0	1.5	ug/L			09/23/22 00:28	2
1,2-Dichlorobenzene	2.0	U	2.0	1.6	ug/L			09/23/22 00:28	2
1,2-Dichloroethane	2.0	U	2.0	0.42	ug/L			09/23/22 00:28	2
1,2-Dichloropropane	2.0	U	2.0	1.4	ug/L			09/23/22 00:28	2
1,3-Dichlorobenzene	2.0	U	2.0	1.6	ug/L			09/23/22 00:28	2
1,4-Dichlorobenzene	2.0	U	2.0	1.7	ug/L			09/23/22 00:28	2
2-Butanone (MEK)	20	U	20	2.6	ug/L			09/23/22 00:28	2
2-Hexanone	10	U	10	2.5	ug/L			09/23/22 00:28	2
4-Methyl-2-pentanone (MIBK)	10	U	10	4.2	ug/L			09/23/22 00:28	2
Acetone	20	U	20	6.0	ug/L			09/23/22 00:28	2
Benzene	2.0	U	2.0	0.82	ug/L			09/23/22 00:28	2
Bromodichloromethane	2.0	U	2.0	0.78	ug/L			09/23/22 00:28	2
Bromoform	2.0	U	2.0	0.52	ug/L			09/23/22 00:28	2
Bromomethane	2.0	U	2.0	1.4	ug/L			09/23/22 00:28	2
Carbon disulfide	2.0	U	2.0	0.38	ug/L			09/23/22 00:28	2
Carbon tetrachloride	2.0	U	2.0	0.54	ug/L			09/23/22 00:28	2
Chlorobenzene	2.0	U	2.0	1.5	ug/L			09/23/22 00:28	2
Chloroethane	2.0	U *-	2.0	0.64	ug/L			09/23/22 00:28	2
Chloroform	2.0	U	2.0	0.68	ug/L			09/23/22 00:28	2
Chloromethane	2.0	U	2.0	0.70	ug/L			09/23/22 00:28	2
cis-1,2-Dichloroethene	2.0	U	2.0	1.6	ug/L			09/23/22 00:28	2
cis-1,3-Dichloropropene	2.0	U	2.0	0.72	ug/L			09/23/22 00:28	2
Cyclohexane	2.0	U	2.0	0.36	ug/L			09/23/22 00:28	2
Dibromochloromethane	2.0	U	2.0	0.64	ug/L			09/23/22 00:28	2
Dichlorodifluoromethane	2.0	U	2.0	1.4	ug/L			09/23/22 00:28	2
Ethylbenzene	2.0	U	2.0	1.5	ug/L			09/23/22 00:28	2
Isopropylbenzene	2.0	U	2.0	1.6	ug/L			09/23/22 00:28	2
Methyl acetate	5.0	U	5.0	2.6	ug/L			09/23/22 00:28	2
Methyl tert-butyl ether	2.0	U	2.0	0.32	ug/L			09/23/22 00:28	2
Methylcyclohexane	2.0	U	2.0	0.32	ug/L			09/23/22 00:28	2
Methylene Chloride	2.0	U	2.0	0.88	ug/L			09/23/22 00:28	2
Styrene	2.0	U	2.0	1.5	ug/L			09/23/22 00:28	2
Tetrachloroethene	2.0	U	2.0	0.72	ug/L			09/23/22 00:28	2
Toluene	**1.3**	**J**	2.0	1.0	ug/L			09/23/22 00:28	2
trans-1,2-Dichloroethene	2.0	U	2.0	1.8	ug/L			09/23/22 00:28	2
trans-1,3-Dichloropropene	2.0	U	2.0	0.74	ug/L			09/23/22 00:28	2
Trichloroethene	2.0	U	2.0	0.92	ug/L			09/23/22 00:28	2
Trichlorofluoromethane	2.0	U	2.0	1.8	ug/L			09/23/22 00:28	2
Vinyl chloride	2.0	U	2.0	1.8	ug/L			09/23/22 00:28	2
Xylenes, Total	4.0	U	4.0	1.3	ug/L			09/23/22 00:28	2

Client Sample Results

Client: Brydges Engineering in Environment & Energy DPC
Project/Site: Pilgrim Village Family - Groundwater

Job ID: 480-201789-1

Client Sample ID: MW-R1

Date Collected: 09/20/22 09:40
Date Received: 09/20/22 14:00

Lab Sample ID: 480-201789-1

Matrix: Water

Surrogate	*%Recovery*	*Qualifier*	*Limits*	*Prepared*	*Analyzed*	*Dil Fac*
1,2-Dichloroethane-d4 (Surr)	*89*		*77 - 120*		*09/23/22 00:28*	*2*
4-Bromofluorobenzene (Surr)	*102*		*73 - 120*		*09/23/22 00:28*	*2*
Dibromofluoromethane (Surr)	*102*		*75 - 123*		*09/23/22 00:28*	*2*
Toluene-d8 (Surr)	*90*		*80 - 120*		*09/23/22 00:28*	*2*

Method: 8270D - Semivolatile Organic Compounds (GC/MS)

Analyte	Result	Qualifier	RL	MDL	Unit	D	Prepared	Analyzed	Dil Fac
2,4,5-Trichlorophenol	5.0	U	5.0	0.48	ug/L		09/21/22 08:53	09/22/22 16:27	1
2,4,6-Trichlorophenol	5.0	U	5.0	0.61	ug/L		09/21/22 08:53	09/22/22 16:27	1
2,4-Dichlorophenol	5.0	U	5.0	0.51	ug/L		09/21/22 08:53	09/22/22 16:27	1
2,4-Dimethylphenol	5.0	U	5.0	0.50	ug/L		09/21/22 08:53	09/22/22 16:27	1
2,4-Dinitrophenol	10	U	10	2.2	ug/L		09/21/22 08:53	09/22/22 16:27	1
2,4-Dinitrotoluene	5.0	U	5.0	0.45	ug/L		09/21/22 08:53	09/22/22 16:27	1
2,6-Dinitrotoluene	5.0	U	5.0	0.40	ug/L		09/21/22 08:53	09/22/22 16:27	1
2-Chloronaphthalene	5.0	U	5.0	0.46	ug/L		09/21/22 08:53	09/22/22 16:27	1
2-Chlorophenol	5.0	U	5.0	0.53	ug/L		09/21/22 08:53	09/22/22 16:27	1
2-Methylnaphthalene	5.0	U	5.0	0.60	ug/L		09/21/22 08:53	09/22/22 16:27	1
2-Methylphenol	5.0	U	5.0	0.40	ug/L		09/21/22 08:53	09/22/22 16:27	1
2-Nitroaniline	10	U	10	0.42	ug/L		09/21/22 08:53	09/22/22 16:27	1
2-Nitrophenol	5.0	U	5.0	0.48	ug/L		09/21/22 08:53	09/22/22 16:27	1
3,3'-Dichlorobenzidine	5.0	U	5.0	0.40	ug/L		09/21/22 08:53	09/22/22 16:27	1
3-Nitroaniline	10	U	10	0.48	ug/L		09/21/22 08:53	09/22/22 16:27	1
4,6-Dinitro-2-methylphenol	10	U	10	2.2	ug/L		09/21/22 08:53	09/22/22 16:27	1
4-Bromophenyl phenyl ether	5.0	U	5.0	0.45	ug/L		09/21/22 08:53	09/22/22 16:27	1
4-Chloro-3-methylphenol	5.0	U	5.0	0.45	ug/L		09/21/22 08:53	09/22/22 16:27	1
4-Chloroaniline	5.0	U	5.0	0.59	ug/L		09/21/22 08:53	09/22/22 16:27	1
4-Chlorophenyl phenyl ether	5.0	U	5.0	0.35	ug/L		09/21/22 08:53	09/22/22 16:27	1
4-Methylphenol	10	U	10	0.36	ug/L		09/21/22 08:53	09/22/22 16:27	1
4-Nitroaniline	10	U *+	10	0.25	ug/L		09/21/22 08:53	09/22/22 16:27	1
4-Nitrophenol	10	U	10	1.5	ug/L		09/21/22 08:53	09/22/22 16:27	1
Acenaphthene	5.0	U	5.0	0.41	ug/L		09/21/22 08:53	09/22/22 16:27	1
Acenaphthylene	5.0	U	5.0	0.38	ug/L		09/21/22 08:53	09/22/22 16:27	1
Acetophenone	5.0	U	5.0	0.54	ug/L		09/21/22 08:53	09/22/22 16:27	1
Anthracene	5.0	U	5.0	0.28	ug/L		09/21/22 08:53	09/22/22 16:27	1
Atrazine	5.0	U	5.0	0.46	ug/L		09/21/22 08:53	09/22/22 16:27	1
Benzaldehyde	5.0	U	5.0	0.27	ug/L		09/21/22 08:53	09/22/22 16:27	1
Benzo[a]anthracene	5.0	U	5.0	0.36	ug/L		09/21/22 08:53	09/22/22 16:27	1
Benzo[a]pyrene	5.0	U	5.0	0.47	ug/L		09/21/22 08:53	09/22/22 16:27	1
Benzo[b]fluoranthene	5.0	U	5.0	0.34	ug/L		09/21/22 08:53	09/22/22 16:27	1
Benzo[g,h,i]perylene	5.0	U	5.0	0.35	ug/L		09/21/22 08:53	09/22/22 16:27	1
Benzo[k]fluoranthene	5.0	U	5.0	0.73	ug/L		09/21/22 08:53	09/22/22 16:27	1
Biphenyl	5.0	U	5.0	0.65	ug/L		09/21/22 08:53	09/22/22 16:27	1
bis (2-chloroisopropyl) ether	5.0	U	5.0	0.52	ug/L		09/21/22 08:53	09/22/22 16:27	1
Bis(2-chloroethoxy)methane	5.0	U	5.0	0.35	ug/L		09/21/22 08:53	09/22/22 16:27	1
Bis(2-chloroethyl)ether	5.0	U	5.0	0.40	ug/L		09/21/22 08:53	09/22/22 16:27	1
Bis(2-ethylhexyl) phthalate	5.0	U	5.0	2.2	ug/L		09/21/22 08:53	09/22/22 16:27	1
Butyl benzyl phthalate	5.0	U	5.0	1.0	ug/L		09/21/22 08:53	09/22/22 16:27	1
Caprolactam	5.0	U	5.0	2.2	ug/L		09/21/22 08:53	09/22/22 16:27	1
Carbazole	5.0	U *+	5.0	0.30	ug/L		09/21/22 08:53	09/22/22 16:27	1
Chrysene	5.0	U	5.0	0.33	ug/L		09/21/22 08:53	09/22/22 16:27	1

Client Sample ID: MW-R1
Lab Sample ID: 480-201789-1

Date Collected: 09/20/22 09:40
Matrix: Water
Date Received: 09/20/22 14:00

Method: 8270D - Semivolatile Organic Compounds (GC/MS) (Continued)

Analyte	Result	Qualifier	RL	MDL	Unit	D	Prepared	Analyzed	Dil Fac
Dibenz(a,h)anthracene	5.0	U	5.0	0.42	ug/L		09/21/22 08:53	09/22/22 16:27	1
Dibenzofuran	10	U	10	0.51	ug/L		09/21/22 08:53	09/22/22 16:27	1
Diethyl phthalate	**5.0**	**B**	5.0	0.22	ug/L		09/21/22 08:53	09/22/22 16:27	1
Dimethyl phthalate	5.0	U	5.0	0.36	ug/L		09/21/22 08:53	09/22/22 16:27	1
Di-n-butyl phthalate	5.0	U	5.0	0.31	ug/L		09/21/22 08:53	09/22/22 16:27	1
Di-n-octyl phthalate	5.0	U	5.0	0.47	ug/L		09/21/22 08:53	09/22/22 16:27	1
Fluoranthene	5.0	U	5.0	0.40	ug/L		09/21/22 08:53	09/22/22 16:27	1
Fluorene	5.0	U	5.0	0.36	ug/L		09/21/22 08:53	09/22/22 16:27	1
Hexachlorobenzene	5.0	U	5.0	0.51	ug/L		09/21/22 08:53	09/22/22 16:27	1
Hexachlorobutadiene	5.0	U	5.0	0.68	ug/L		09/21/22 08:53	09/22/22 16:27	1
Hexachlorocyclopentadiene	5.0	U	5.0	0.59	ug/L		09/21/22 08:53	09/22/22 16:27	1
Hexachloroethane	5.0	U	5.0	0.59	ug/L		09/21/22 08:53	09/22/22 16:27	1
Indeno[1,2,3-cd]pyrene	5.0	U	5.0	0.47	ug/L		09/21/22 08:53	09/22/22 16:27	1
Isophorone	5.0	U	5.0	0.43	ug/L		09/21/22 08:53	09/22/22 16:27	1
Naphthalene	5.0	U	5.0	0.76	ug/L		09/21/22 08:53	09/22/22 16:27	1
Nitrobenzene	5.0	U	5.0	0.29	ug/L		09/21/22 08:53	09/22/22 16:27	1
N-Nitrosodi-n-propylamine	5.0	U	5.0	0.54	ug/L		09/21/22 08:53	09/22/22 16:27	1
N-Nitrosodiphenylamine	5.0	U	5.0	0.51	ug/L		09/21/22 08:53	09/22/22 16:27	1
Pentachlorophenol	10	U	10	2.2	ug/L		09/21/22 08:53	09/22/22 16:27	1
Phenanthrene	5.0	U	5.0	0.44	ug/L		09/21/22 08:53	09/22/22 16:27	1
Phenol	5.0	U	5.0	0.39	ug/L		09/21/22 08:53	09/22/22 16:27	1
Pyrene	5.0	U	5.0	0.34	ug/L		09/21/22 08:53	09/22/22 16:27	1

Surrogate	*%Recovery*	*Qualifier*	*Limits*	*Prepared*	*Analyzed*	*Dil Fac*
2,4,6-Tribromophenol (Surr)	*97*		*41 - 120*	*09/21/22 08:53*	*09/22/22 16:27*	*1*
2-Fluorobiphenyl (Surr)	*100*		*48 - 120*	*09/21/22 08:53*	*09/22/22 16:27*	*1*
2-Fluorophenol (Surr)	*67*		*35 - 120*	*09/21/22 08:53*	*09/22/22 16:27*	*1*
Nitrobenzene-d5 (Surr)	*80*		*46 - 120*	*09/21/22 08:53*	*09/22/22 16:27*	*1*
Phenol-d5 (Surr)	*48*		*22 - 120*	*09/21/22 08:53*	*09/22/22 16:27*	*1*
p-Terphenyl-d14 (Surr)	*62*		*60 - 148*	*09/21/22 08:53*	*09/22/22 16:27*	*1*

Method: 6010C - Metals (ICP)

Analyte	Result	Qualifier	RL	MDL	Unit	D	Prepared	Analyzed	Dil Fac
Aluminum	0.20	U	0.20	0.060	mg/L		09/22/22 09:19	09/22/22 17:44	1
Antimony	0.020	U	0.020	0.0068	mg/L		09/22/22 09:19	09/22/22 17:44	1
Arsenic	0.015	U	0.015	0.0056	mg/L		09/22/22 09:19	09/22/22 17:44	1
Barium	**0.098**		0.0020	0.00070	mg/L		09/22/22 09:19	09/22/22 17:44	1
Beryllium	0.0020	U	0.0020	0.00030	mg/L		09/22/22 09:19	09/22/22 17:44	1
Cadmium	0.0020	U	0.0020	0.00050	mg/L		09/22/22 09:19	09/22/22 17:44	1
Calcium	**395**		0.50	0.10	mg/L		09/22/22 09:19	09/22/22 17:44	1
Chromium	0.0040	U	0.0040	0.0010	mg/L		09/22/22 09:19	09/22/22 17:44	1
Cobalt	**0.0037**	**J**	0.0040	0.00063	mg/L		09/22/22 09:19	09/22/22 17:44	1
Copper	**0.0066**	**J**	0.010	0.0016	mg/L		09/22/22 09:19	09/22/22 17:44	1
Iron	**0.14**		0.050	0.019	mg/L		09/22/22 09:19	09/22/22 17:44	1
Lead	0.010	U	0.010	0.0030	mg/L		09/22/22 09:19	09/22/22 17:44	1
Magnesium	**202**		0.20	0.043	mg/L		09/22/22 09:19	09/22/22 17:44	1
Manganese	**0.71**		0.0030	0.00040	mg/L		09/22/22 09:19	09/22/22 17:44	1
Nickel	**0.0079**	**J**	0.010	0.0013	mg/L		09/22/22 09:19	09/22/22 17:44	1
Potassium	**50.7**		0.50	0.10	mg/L		09/22/22 09:19	09/22/22 17:44	1
Selenium	0.025	U	0.025	0.0087	mg/L		09/22/22 09:19	09/22/22 17:44	1

Client Sample Results

Client: Brydges Engineering in Environment & Energy DPC
Project/Site: Pilgrim Village Family - Groundwater

Job ID: 480-201789-1

Client Sample ID: MW-R1

Lab Sample ID: 480-201789-1
Matrix: Water

Date Collected: 09/20/22 09:40
Date Received: 09/20/22 14:00

Method: 6010C - Metals (ICP) (Continued)

Analyte	Result	Qualifier	RL	MDL	Unit	D	Prepared	Analyzed	Dil Fac
Silver	0.0060	U	0.0060	0.0017	mg/L		09/22/22 09:19	09/22/22 17:44	1
Sodium	**193**		1.0	0.32	mg/L		09/22/22 09:19	09/22/22 17:44	1
Thallium	0.020	U	0.020	0.010	mg/L		09/22/22 09:19	09/22/22 17:44	1
Vanadium	0.0050	U	0.0050	0.0015	mg/L		09/22/22 09:19	09/22/22 17:44	1
Zinc	**0.0098**	**J**	0.010	0.0015	mg/L		09/22/22 09:19	09/22/22 17:44	1

Method: 7470A - Mercury (CVAA)

Analyte	Result	Qualifier	RL	MDL	Unit	D	Prepared	Analyzed	Dil Fac
Mercury	0.00020	U	0.00020	0.000043	mg/L		09/21/22 11:30	09/21/22 16:27	1

Client Sample ID: MW-R4

Lab Sample ID: 480-201789-2
Matrix: Water

Date Collected: 09/20/22 10:50
Date Received: 09/20/22 14:00

Method: 8260C - Volatile Organic Compounds by GC/MS

Analyte	Result	Qualifier	RL	MDL	Unit	D	Prepared	Analyzed	Dil Fac
1,1,1-Trichloroethane	1.0	U	1.0	0.82	ug/L			09/23/22 14:22	1
1,1,2,2-Tetrachloroethane	1.0	U	1.0	0.21	ug/L			09/23/22 14:22	1
1,1,2-Trichloro-1,2,2-trifluoroethane	1.0	U	1.0	0.31	ug/L			09/23/22 14:22	1
1,1,2-Trichloroethane	1.0	U	1.0	0.23	ug/L			09/23/22 14:22	1
1,1-Dichloroethane	1.0	U	1.0	0.38	ug/L			09/23/22 14:22	1
1,1-Dichloroethene	1.0	U	1.0	0.29	ug/L			09/23/22 14:22	1
1,2,4-Trichlorobenzene	1.0	U	1.0	0.41	ug/L			09/23/22 14:22	1
1,2-Dibromo-3-Chloropropane	1.0	U	1.0	0.39	ug/L			09/23/22 14:22	1
1,2-Dibromoethane	1.0	U	1.0	0.73	ug/L			09/23/22 14:22	1
1,2-Dichlorobenzene	1.0	U	1.0	0.79	ug/L			09/23/22 14:22	1
1,2-Dichloroethane	1.0	U	1.0	0.21	ug/L			09/23/22 14:22	1
1,2-Dichloropropane	1.0	U	1.0	0.72	ug/L			09/23/22 14:22	1
1,3-Dichlorobenzene	1.0	U	1.0	0.78	ug/L			09/23/22 14:22	1
1,4-Dichlorobenzene	1.0	U	1.0	0.84	ug/L			09/23/22 14:22	1
2-Butanone (MEK)	10	U	10	1.3	ug/L			09/23/22 14:22	1
2-Hexanone	5.0	U	5.0	1.2	ug/L			09/23/22 14:22	1
4-Methyl-2-pentanone (MIBK)	5.0	U	5.0	2.1	ug/L			09/23/22 14:22	1
Acetone	10	U	10	3.0	ug/L			09/23/22 14:22	1
Benzene	1.0	U	1.0	0.41	ug/L			09/23/22 14:22	1
Bromodichloromethane	1.0	U	1.0	0.39	ug/L			09/23/22 14:22	1
Bromoform	1.0	U	1.0	0.26	ug/L			09/23/22 14:22	1
Bromomethane	1.0	U	1.0	0.69	ug/L			09/23/22 14:22	1
Carbon disulfide	1.0	U	1.0	0.19	ug/L			09/23/22 14:22	1
Carbon tetrachloride	1.0	U	1.0	0.27	ug/L			09/23/22 14:22	1
Chlorobenzene	1.0	U	1.0	0.75	ug/L			09/23/22 14:22	1
Chloroethane	1.0	U	1.0	0.32	ug/L			09/23/22 14:22	1
Chloroform	1.0	U	1.0	0.34	ug/L			09/23/22 14:22	1
Chloromethane	1.0	U	1.0	0.35	ug/L			09/23/22 14:22	1
cis-1,2-Dichloroethene	1.0	U	1.0	0.81	ug/L			09/23/22 14:22	1
cis-1,3-Dichloropropene	1.0	U	1.0	0.36	ug/L			09/23/22 14:22	1
Cyclohexane	1.0	U	1.0	0.18	ug/L			09/23/22 14:22	1
Dibromochloromethane	1.0	U	1.0	0.32	ug/L			09/23/22 14:22	1
Dichlorodifluoromethane	1.0	U	1.0	0.68	ug/L			09/23/22 14:22	1
Ethylbenzene	1.0	U	1.0	0.74	ug/L			09/23/22 14:22	1

Client Sample ID: MW-R4
Lab Sample ID: 480-201789-2

Date Collected: 09/20/22 10:50
Matrix: Water
Date Received: 09/20/22 14:00

Method: 8260C - Volatile Organic Compounds by GC/MS (Continued)

Analyte	Result	Qualifier	RL	MDL	Unit	D	Prepared	Analyzed	Dil Fac
Isopropylbenzene	1.0	U	1.0	0.79	ug/L			09/23/22 14:22	1
Methyl acetate	2.5	U	2.5	1.3	ug/L			09/23/22 14:22	1
Methyl tert-butyl ether	1.0	U	1.0	0.16	ug/L			09/23/22 14:22	1
Methylcyclohexane	1.0	U	1.0	0.16	ug/L			09/23/22 14:22	1
Methylene Chloride	1.0	U	1.0	0.44	ug/L			09/23/22 14:22	1
Styrene	1.0	U	1.0	0.73	ug/L			09/23/22 14:22	1
Tetrachloroethene	1.0	U	1.0	0.36	ug/L			09/23/22 14:22	1
Toluene	1.0	U	1.0	0.51	ug/L			09/23/22 14:22	1
trans-1,2-Dichloroethene	1.0	U	1.0	0.90	ug/L			09/23/22 14:22	1
trans-1,3-Dichloropropene	1.0	U	1.0	0.37	ug/L			09/23/22 14:22	1
Trichloroethene	1.0	U	1.0	0.46	ug/L			09/23/22 14:22	1
Trichlorofluoromethane	1.0	U	1.0	0.88	ug/L			09/23/22 14:22	1
Vinyl chloride	1.0	U	1.0	0.90	ug/L			09/23/22 14:22	1
Xylenes, Total	2.0	U	2.0	0.66	ug/L			09/23/22 14:22	1

Surrogate	*%Recovery*	*Qualifier*	*Limits*	*Prepared*	*Analyzed*	*Dil Fac*
1,2-Dichloroethane-d4 (Surr)	*96*		*77 - 120*		*09/23/22 14:22*	*1*
4-Bromofluorobenzene (Surr)	*98*		*73 - 120*		*09/23/22 14:22*	*1*
Dibromofluoromethane (Surr)	*96*		*75 - 123*		*09/23/22 14:22*	*1*
Toluene-d8 (Surr)	*89*		*80 - 120*		*09/23/22 14:22*	*1*

Method: 8270D - Semivolatile Organic Compounds (GC/MS)

Analyte	Result	Qualifier	RL	MDL	Unit	D	Prepared	Analyzed	Dil Fac
2,4,5-Trichlorophenol	5.0	U	5.0	0.48	ug/L		09/21/22 08:53	09/22/22 16:54	1
2,4,6-Trichlorophenol	5.0	U	5.0	0.61	ug/L		09/21/22 08:53	09/22/22 16:54	1
2,4-Dichlorophenol	5.0	U	5.0	0.51	ug/L		09/21/22 08:53	09/22/22 16:54	1
2,4-Dimethylphenol	5.0	U	5.0	0.50	ug/L		09/21/22 08:53	09/22/22 16:54	1
2,4-Dinitrophenol	10	U	10	2.2	ug/L		09/21/22 08:53	09/22/22 16:54	1
2,4-Dinitrotoluene	5.0	U	5.0	0.45	ug/L		09/21/22 08:53	09/22/22 16:54	1
2,6-Dinitrotoluene	5.0	U	5.0	0.40	ug/L		09/21/22 08:53	09/22/22 16:54	1
2-Chloronaphthalene	5.0	U	5.0	0.46	ug/L		09/21/22 08:53	09/22/22 16:54	1
2-Chlorophenol	5.0	U	5.0	0.53	ug/L		09/21/22 08:53	09/22/22 16:54	1
2-Methylnaphthalene	5.0	U	5.0	0.60	ug/L		09/21/22 08:53	09/22/22 16:54	1
2-Methylphenol	5.0	U	5.0	0.40	ug/L		09/21/22 08:53	09/22/22 16:54	1
2-Nitroaniline	10	U	10	0.42	ug/L		09/21/22 08:53	09/22/22 16:54	1
2-Nitrophenol	5.0	U	5.0	0.48	ug/L		09/21/22 08:53	09/22/22 16:54	1
3,3'-Dichlorobenzidine	5.0	U	5.0	0.40	ug/L		09/21/22 08:53	09/22/22 16:54	1
3-Nitroaniline	10	U	10	0.48	ug/L		09/21/22 08:53	09/22/22 16:54	1
4,6-Dinitro-2-methylphenol	10	U	10	2.2	ug/L		09/21/22 08:53	09/22/22 16:54	1
4-Bromophenyl phenyl ether	5.0	U	5.0	0.45	ug/L		09/21/22 08:53	09/22/22 16:54	1
4-Chloro-3-methylphenol	5.0	U	5.0	0.45	ug/L		09/21/22 08:53	09/22/22 16:54	1
4-Chloroaniline	5.0	U	5.0	0.59	ug/L		09/21/22 08:53	09/22/22 16:54	1
4-Chlorophenyl phenyl ether	5.0	U	5.0	0.35	ug/L		09/21/22 08:53	09/22/22 16:54	1
4-Methylphenol	10	U	10	0.36	ug/L		09/21/22 08:53	09/22/22 16:54	1
4-Nitroaniline	10	U *+	10	0.25	ug/L		09/21/22 08:53	09/22/22 16:54	1
4-Nitrophenol	10	U	10	1.5	ug/L		09/21/22 08:53	09/22/22 16:54	1
Acenaphthene	5.0	U	5.0	0.41	ug/L		09/21/22 08:53	09/22/22 16:54	1
Acenaphthylene	5.0	U	5.0	0.38	ug/L		09/21/22 08:53	09/22/22 16:54	1
Acetophenone	5.0	U	5.0	0.54	ug/L		09/21/22 08:53	09/22/22 16:54	1
Anthracene	5.0	U	5.0	0.28	ug/L		09/21/22 08:53	09/22/22 16:54	1

Client Sample ID: MW-R4

Date Collected: 09/20/22 10:50
Date Received: 09/20/22 14:00

Lab Sample ID: 480-201789-2

Matrix: Water

Method: 8270D - Semivolatile Organic Compounds (GC/MS) (Continued)

Analyte	Result	Qualifier	RL	MDL	Unit	D	Prepared	Analyzed	Dil Fac
Atrazine	5.0	U	5.0	0.46	ug/L		09/21/22 08:53	09/22/22 16:54	1
Benzaldehyde	5.0	U	5.0	0.27	ug/L		09/21/22 08:53	09/22/22 16:54	1
Benzo[a]anthracene	5.0	U	5.0	0.36	ug/L		09/21/22 08:53	09/22/22 16:54	1
Benzo[a]pyrene	5.0	U	5.0	0.47	ug/L		09/21/22 08:53	09/22/22 16:54	1
Benzo[b]fluoranthene	5.0	U	5.0	0.34	ug/L		09/21/22 08:53	09/22/22 16:54	1
Benzo[g,h,i]perylene	5.0	U	5.0	0.35	ug/L		09/21/22 08:53	09/22/22 16:54	1
Benzo[k]fluoranthene	5.0	U	5.0	0.73	ug/L		09/21/22 08:53	09/22/22 16:54	1
Biphenyl	5.0	U	5.0	0.65	ug/L		09/21/22 08:53	09/22/22 16:54	1
bis (2-chloroisopropyl) ether	5.0	U	5.0	0.52	ug/L		09/21/22 08:53	09/22/22 16:54	1
Bis(2-chloroethoxy)methane	5.0	U	5.0	0.35	ug/L		09/21/22 08:53	09/22/22 16:54	1
Bis(2-chloroethyl)ether	5.0	U	5.0	0.40	ug/L		09/21/22 08:53	09/22/22 16:54	1
Bis(2-ethylhexyl) phthalate	5.0	U	5.0	2.2	ug/L		09/21/22 08:53	09/22/22 16:54	1
Butyl benzyl phthalate	5.0	U	5.0	1.0	ug/L		09/21/22 08:53	09/22/22 16:54	1
Caprolactam	5.0	U	5.0	2.2	ug/L		09/21/22 08:53	09/22/22 16:54	1
Carbazole	5.0	U *+	5.0	0.30	ug/L		09/21/22 08:53	09/22/22 16:54	1
Chrysene	5.0	U	5.0	0.33	ug/L		09/21/22 08:53	09/22/22 16:54	1
Dibenz(a,h)anthracene	5.0	U	5.0	0.42	ug/L		09/21/22 08:53	09/22/22 16:54	1
Dibenzofuran	10	U	10	0.51	ug/L		09/21/22 08:53	09/22/22 16:54	1
Diethyl phthalate	**4.3**	**J B**	5.0	0.22	ug/L		09/21/22 08:53	09/22/22 16:54	1
Dimethyl phthalate	5.0	U	5.0	0.36	ug/L		09/21/22 08:53	09/22/22 16:54	1
Di-n-butyl phthalate	5.0	U	5.0	0.31	ug/L		09/21/22 08:53	09/22/22 16:54	1
Di-n-octyl phthalate	5.0	U	5.0	0.47	ug/L		09/21/22 08:53	09/22/22 16:54	1
Fluoranthene	5.0	U	5.0	0.40	ug/L		09/21/22 08:53	09/22/22 16:54	1
Fluorene	5.0	U	5.0	0.36	ug/L		09/21/22 08:53	09/22/22 16:54	1
Hexachlorobenzene	5.0	U	5.0	0.51	ug/L		09/21/22 08:53	09/22/22 16:54	1
Hexachlorobutadiene	5.0	U	5.0	0.68	ug/L		09/21/22 08:53	09/22/22 16:54	1
Hexachlorocyclopentadiene	5.0	U	5.0	0.59	ug/L		09/21/22 08:53	09/22/22 16:54	1
Hexachloroethane	5.0	U	5.0	0.59	ug/L		09/21/22 08:53	09/22/22 16:54	1
Indeno[1,2,3-cd]pyrene	5.0	U	5.0	0.47	ug/L		09/21/22 08:53	09/22/22 16:54	1
Isophorone	5.0	U	5.0	0.43	ug/L		09/21/22 08:53	09/22/22 16:54	1
Naphthalene	5.0	U	5.0	0.76	ug/L		09/21/22 08:53	09/22/22 16:54	1
Nitrobenzene	5.0	U	5.0	0.29	ug/L		09/21/22 08:53	09/22/22 16:54	1
N-Nitrosodi-n-propylamine	5.0	U	5.0	0.54	ug/L		09/21/22 08:53	09/22/22 16:54	1
N-Nitrosodiphenylamine	5.0	U	5.0	0.51	ug/L		09/21/22 08:53	09/22/22 16:54	1
Pentachlorophenol	10	U	10	2.2	ug/L		09/21/22 08:53	09/22/22 16:54	1
Phenanthrene	5.0	U	5.0	0.44	ug/L		09/21/22 08:53	09/22/22 16:54	1
Phenol	5.0	U	5.0	0.39	ug/L		09/21/22 08:53	09/22/22 16:54	1
Pyrene	5.0	U	5.0	0.34	ug/L		09/21/22 08:53	09/22/22 16:54	1

Surrogate	*%Recovery*	*Qualifier*	*Limits*	*Prepared*	*Analyzed*	*Dil Fac*
2,4,6-Tribromophenol (Surr)	*96*		*41 - 120*	*09/21/22 08:53*	*09/22/22 16:54*	*1*
2-Fluorobiphenyl (Surr)	*104*		*48 - 120*	*09/21/22 08:53*	*09/22/22 16:54*	*1*
2-Fluorophenol (Surr)	*69*		*35 - 120*	*09/21/22 08:53*	*09/22/22 16:54*	*1*
Nitrobenzene-d5 (Surr)	*82*		*46 - 120*	*09/21/22 08:53*	*09/22/22 16:54*	*1*
Phenol-d5 (Surr)	*50*		*22 - 120*	*09/21/22 08:53*	*09/22/22 16:54*	*1*
p-Terphenyl-d14 (Surr)	*82*		*60 - 148*	*09/21/22 08:53*	*09/22/22 16:54*	*1*

Method: 6010C - Metals (ICP)

Analyte	Result	Qualifier	RL	MDL	Unit	D	Prepared	Analyzed	Dil Fac
Aluminum	**0.067**	**J**	0.20	0.060	mg/L		09/22/22 09:19	09/22/22 17:48	1

Client Sample Results

Client: Brydges Engineering in Environment & Energy DPC
Project/Site: Pilgrim Village Family - Groundwater

Job ID: 480-201789-1

Client Sample ID: MW-R4

Date Collected: 09/20/22 10:50
Date Received: 09/20/22 14:00

Lab Sample ID: 480-201789-2

Matrix: Water

Method: 6010C - Metals (ICP) (Continued)

Analyte	Result	Qualifier	RL	MDL	Unit	D	Prepared	Analyzed	Dil Fac
Antimony	0.020	U	0.020	0.0068	mg/L		09/22/22 09:19	09/22/22 17:48	1
Arsenic	0.015	U	0.015	0.0056	mg/L		09/22/22 09:19	09/22/22 17:48	1
Barium	**0.10**		0.0020	0.00070	mg/L		09/22/22 09:19	09/22/22 17:48	1
Beryllium	0.0020	U	0.0020	0.00030	mg/L		09/22/22 09:19	09/22/22 17:48	1
Cadmium	0.0020	U	0.0020	0.00050	mg/L		09/22/22 09:19	09/22/22 17:48	1
Calcium	**119**		0.50	0.10	mg/L		09/22/22 09:19	09/22/22 17:48	1
Chromium	0.0040	U	0.0040	0.0010	mg/L		09/22/22 09:19	09/22/22 17:48	1
Cobalt	0.0040	U	0.0040	0.00063	mg/L		09/22/22 09:19	09/22/22 17:48	1
Copper	**0.0017**	**J**	0.010	0.0016	mg/L		09/22/22 09:19	09/22/22 17:48	1
Iron	**0.92**		0.050	0.019	mg/L		09/22/22 09:19	09/22/22 17:48	1
Lead	0.010	U	0.010	0.0030	mg/L		09/22/22 09:19	09/22/22 17:48	1
Magnesium	**56.7**		0.20	0.043	mg/L		09/22/22 09:19	09/22/22 17:48	1
Manganese	**0.052**		0.0030	0.00040	mg/L		09/22/22 09:19	09/22/22 17:48	1
Nickel	**0.0016**	**J**	0.010	0.0013	mg/L		09/22/22 09:19	09/22/22 17:48	1
Potassium	**4.2**		0.50	0.10	mg/L		09/22/22 09:19	09/22/22 17:48	1
Selenium	0.025	U	0.025	0.0087	mg/L		09/22/22 09:19	09/22/22 17:48	1
Silver	0.0060	U	0.0060	0.0017	mg/L		09/22/22 09:19	09/22/22 17:48	1
Sodium	**275**		1.0	0.32	mg/L		09/22/22 09:19	09/22/22 17:48	1
Thallium	0.020	U	0.020	0.010	mg/L		09/22/22 09:19	09/22/22 17:48	1
Vanadium	0.0050	U	0.0050	0.0015	mg/L		09/22/22 09:19	09/22/22 17:48	1
Zinc	**0.0038**	**J**	0.010	0.0015	mg/L		09/22/22 09:19	09/22/22 17:48	1

Method: 7470A - Mercury (CVAA)

Analyte	Result	Qualifier	RL	MDL	Unit	D	Prepared	Analyzed	Dil Fac
Mercury	0.00020	U	0.00020	0.000043	mg/L		09/21/22 11:30	09/21/22 16:28	1

Surrogate Summary

Client: Brydges Engineering in Environment & Energy DPC
Project/Site: Pilgrim Village Family - Groundwater

Job ID: 480-201789-1

Method: 8260C - Volatile Organic Compounds by GC/MS

Matrix: Water **Prep Type: Total/NA**

		Percent Surrogate Recovery (Acceptance Limits)			
		DCA	BFB	DBFM	TOL
Lab Sample ID	Client Sample ID	(77-120)	(73-120)	(75-123)	(80-120)
480-201789-1	MW-R1	89	102	102	90
480-201789-2	MW-R4	96	98	96	89
LCS 480-642412/6	Lab Control Sample	88	99	99	93
LCS 480-642530/6	Lab Control Sample	98	98	100	90
MB 480-642412/8	Method Blank	91	100	101	89
MB 480-642530/8	Method Blank	97	97	95	91

Surrogate Legend

DCA = 1,2-Dichloroethane-d4 (Surr)
BFB = 4-Bromofluorobenzene (Surr)
DBFM = Dibromofluoromethane (Surr)
TOL = Toluene-d8 (Surr)

Method: 8270D - Semivolatile Organic Compounds (GC/MS)

Matrix: Water **Prep Type: Total/NA**

		Percent Surrogate Recovery (Acceptance Limits)					
		TBP	FBP	2FP	NBZ	PHL	TPHd14
Lab Sample ID	Client Sample ID	(41-120)	(48-120)	(35-120)	(46-120)	(22-120)	(60-148)
480-201789-1	MW-R1	97	100	67	80	48	62
480-201789-2	MW-R4	96	104	69	82	50	82
LCS 480-642157/2-A	Lab Control Sample	77	77	54	64	49	90
MB 480-642157/1-A	Method Blank	66	85	54	70	43	95

Surrogate Legend

TBP = 2,4,6-Tribromophenol (Surr)
FBP = 2-Fluorobiphenyl (Surr)
2FP = 2-Fluorophenol (Surr)
NBZ = Nitrobenzene-d5 (Surr)
PHL = Phenol-d5 (Surr)
TPHd14 = p-Terphenyl-d14 (Surr)

Method: 8260C - Volatile Organic Compounds by GC/MS

Lab Sample ID: MB 480-642412/8
Matrix: Water
Analysis Batch: 642412

Client Sample ID: Method Blank
Prep Type: Total/NA

Analyte	MB Result	MB Qualifier	RL	MDL	Unit	D	Prepared	Analyzed	Dil Fac
1,1,1-Trichloroethane	1.0	U	1.0	0.82	ug/L			09/23/22 00:06	1
1,1,2,2-Tetrachloroethane	1.0	U	1.0	0.21	ug/L			09/23/22 00:06	1
1,1,2-Trichloro-1,2,2-trifluoroethane	1.0	U	1.0	0.31	ug/L			09/23/22 00:06	1
1,1,2-Trichloroethane	1.0	U	1.0	0.23	ug/L			09/23/22 00:06	1
1,1-Dichloroethane	1.0	U	1.0	0.38	ug/L			09/23/22 00:06	1
1,1-Dichloroethene	1.0	U	1.0	0.29	ug/L			09/23/22 00:06	1
1,2,4-Trichlorobenzene	1.0	U	1.0	0.41	ug/L			09/23/22 00:06	1
1,2-Dibromo-3-Chloropropane	1.0	U	1.0	0.39	ug/L			09/23/22 00:06	1
1,2-Dibromoethane	1.0	U	1.0	0.73	ug/L			09/23/22 00:06	1
1,2-Dichlorobenzene	1.0	U	1.0	0.79	ug/L			09/23/22 00:06	1
1,2-Dichloroethane	1.0	U	1.0	0.21	ug/L			09/23/22 00:06	1
1,2-Dichloropropane	1.0	U	1.0	0.72	ug/L			09/23/22 00:06	1
1,3-Dichlorobenzene	1.0	U	1.0	0.78	ug/L			09/23/22 00:06	1
1,4-Dichlorobenzene	1.0	U	1.0	0.84	ug/L			09/23/22 00:06	1
2-Butanone (MEK)	10	U	10	1.3	ug/L			09/23/22 00:06	1
2-Hexanone	5.0	U	5.0	1.2	ug/L			09/23/22 00:06	1
4-Methyl-2-pentanone (MIBK)	5.0	U	5.0	2.1	ug/L			09/23/22 00:06	1
Acetone	10	U	10	3.0	ug/L			09/23/22 00:06	1
Benzene	1.0	U	1.0	0.41	ug/L			09/23/22 00:06	1
Bromodichloromethane	1.0	U	1.0	0.39	ug/L			09/23/22 00:06	1
Bromoform	1.0	U	1.0	0.26	ug/L			09/23/22 00:06	1
Bromomethane	1.0	U	1.0	0.69	ug/L			09/23/22 00:06	1
Carbon disulfide	1.0	U	1.0	0.19	ug/L			09/23/22 00:06	1
Carbon tetrachloride	1.0	U	1.0	0.27	ug/L			09/23/22 00:06	1
Chlorobenzene	1.0	U	1.0	0.75	ug/L			09/23/22 00:06	1
Chloroethane	1.0	U	1.0	0.32	ug/L			09/23/22 00:06	1
Chloroform	1.0	U	1.0	0.34	ug/L			09/23/22 00:06	1
Chloromethane	1.0	U	1.0	0.35	ug/L			09/23/22 00:06	1
cis-1,2-Dichloroethene	1.0	U	1.0	0.81	ug/L			09/23/22 00:06	1
cis-1,3-Dichloropropene	1.0	U	1.0	0.36	ug/L			09/23/22 00:06	1
Cyclohexane	1.0	U	1.0	0.18	ug/L			09/23/22 00:06	1
Dibromochloromethane	1.0	U	1.0	0.32	ug/L			09/23/22 00:06	1
Dichlorodifluoromethane	1.0	U	1.0	0.68	ug/L			09/23/22 00:06	1
Ethylbenzene	1.0	U	1.0	0.74	ug/L			09/23/22 00:06	1
Isopropylbenzene	1.0	U	1.0	0.79	ug/L			09/23/22 00:06	1
Methyl acetate	2.5	U	2.5	1.3	ug/L			09/23/22 00:06	1
Methyl tert-butyl ether	1.0	U	1.0	0.16	ug/L			09/23/22 00:06	1
Methylcyclohexane	1.0	U	1.0	0.16	ug/L			09/23/22 00:06	1
Methylene Chloride	1.0	U	1.0	0.44	ug/L			09/23/22 00:06	1
Styrene	1.0	U	1.0	0.73	ug/L			09/23/22 00:06	1
Tetrachloroethene	1.0	U	1.0	0.36	ug/L			09/23/22 00:06	1
Toluene	1.0	U	1.0	0.51	ug/L			09/23/22 00:06	1
trans-1,2-Dichloroethene	1.0	U	1.0	0.90	ug/L			09/23/22 00:06	1
trans-1,3-Dichloropropene	1.0	U	1.0	0.37	ug/L			09/23/22 00:06	1
Trichloroethene	1.0	U	1.0	0.46	ug/L			09/23/22 00:06	1
Trichlorofluoromethane	1.0	U	1.0	0.88	ug/L			09/23/22 00:06	1
Vinyl chloride	1.0	U	1.0	0.90	ug/L			09/23/22 00:06	1
Xylenes, Total	2.0	U	2.0	0.66	ug/L			09/23/22 00:06	1

Method: 8260C - Volatile Organic Compounds by GC/MS (Continued)

Lab Sample ID: MB 480-642412/8
Matrix: Water
Analysis Batch: 642412

Client Sample ID: Method Blank
Prep Type: Total/NA

Surrogate	MB %Recovery	MB Qualifier	Limits	Prepared	Analyzed	Dil Fac
1,2-Dichloroethane-d4 (Surr)	91		77 - 120		09/23/22 00:06	1
4-Bromofluorobenzene (Surr)	100		73 - 120		09/23/22 00:06	1
Dibromofluoromethane (Surr)	101		75 - 123		09/23/22 00:06	1
Toluene-d8 (Surr)	89		80 - 120		09/23/22 00:06	1

Lab Sample ID: LCS 480-642412/6
Matrix: Water
Analysis Batch: 642412

Client Sample ID: Lab Control Sample
Prep Type: Total/NA

Analyte	Spike Added	LCS Result	LCS Qualifier	Unit	D	%Rec	%Rec Limits
1,1,1-Trichloroethane	25.0	22.9		ug/L		92	73 - 126
1,1,2,2-Tetrachloroethane	25.0	24.2		ug/L		97	76 - 120
1,1,2-Trichloro-1,2,2-trifluoroethane	25.0	21.9		ug/L		87	61 - 148
1,1,2-Trichloroethane	25.0	24.6		ug/L		99	76 - 122
1,1-Dichloroethane	25.0	23.7		ug/L		95	77 - 120
1,1-Dichloroethene	25.0	25.7		ug/L		103	66 - 127
1,2,4-Trichlorobenzene	25.0	24.4		ug/L		98	79 - 122
1,2-Dibromo-3-Chloropropane	25.0	22.9		ug/L		92	56 - 134
1,2-Dibromoethane	25.0	24.9		ug/L		100	77 - 120
1,2-Dichlorobenzene	25.0	24.5		ug/L		98	80 - 124
1,2-Dichloroethane	25.0	21.4		ug/L		86	75 - 120
1,2-Dichloropropane	25.0	23.6		ug/L		94	76 - 120
1,3-Dichlorobenzene	25.0	23.0		ug/L		92	77 - 120
1,4-Dichlorobenzene	25.0	23.3		ug/L		93	80 - 120
2-Butanone (MEK)	125	115		ug/L		92	57 - 140
2-Hexanone	125	122		ug/L		98	65 - 127
4-Methyl-2-pentanone (MIBK)	125	120		ug/L		96	71 - 125
Acetone	125	120		ug/L		96	56 - 142
Benzene	25.0	24.7		ug/L		99	71 - 124
Bromodichloromethane	25.0	23.5		ug/L		94	80 - 122
Bromoform	25.0	25.4		ug/L		102	61 - 132
Bromomethane	25.0	17.9		ug/L		72	55 - 144
Carbon disulfide	25.0	26.2		ug/L		105	59 - 134
Carbon tetrachloride	25.0	23.3		ug/L		93	72 - 134
Chlorobenzene	25.0	24.5		ug/L		98	80 - 120
Chloroethane	25.0	14.6	*-	ug/L		58	69 - 136
Chloroform	25.0	23.7		ug/L		95	73 - 127
Chloromethane	25.0	22.3		ug/L		89	68 - 124
cis-1,2-Dichloroethene	25.0	25.7		ug/L		103	74 - 124
cis-1,3-Dichloropropene	25.0	22.3		ug/L		89	74 - 124
Cyclohexane	25.0	22.0		ug/L		88	59 - 135
Dibromochloromethane	25.0	25.7		ug/L		103	75 - 125
Dichlorodifluoromethane	25.0	23.6		ug/L		94	59 - 135
Ethylbenzene	25.0	23.7		ug/L		95	77 - 123
Isopropylbenzene	25.0	23.1		ug/L		93	77 - 122
Methyl acetate	50.0	46.5		ug/L		93	74 - 133
Methyl tert-butyl ether	25.0	23.0		ug/L		92	77 - 120
Methylcyclohexane	25.0	23.7		ug/L		95	68 - 134

Method: 8260C - Volatile Organic Compounds by GC/MS (Continued)

Lab Sample ID: LCS 480-642412/6
Matrix: Water
Analysis Batch: 642412

Client Sample ID: Lab Control Sample
Prep Type: Total/NA

Analyte	Spike Added	LCS Result	LCS Qualifier	Unit	D	%Rec	%Rec Limits
Methylene Chloride	25.0	26.6		ug/L		106	75 - 124
Styrene	25.0	24.5		ug/L		98	80 - 120
Tetrachloroethene	25.0	25.0		ug/L		100	74 - 122
Toluene	25.0	25.0		ug/L		100	80 - 122
trans-1,2-Dichloroethene	25.0	25.2		ug/L		101	73 - 127
trans-1,3-Dichloropropene	25.0	22.5		ug/L		90	80 - 120
Trichloroethene	25.0	24.0		ug/L		96	74 - 123
Trichlorofluoromethane	25.0	19.7		ug/L		79	62 - 150
Vinyl chloride	25.0	20.7		ug/L		83	65 - 133

Surrogate	*LCS %Recovery*	*LCS Qualifier*	*Limits*
1,2-Dichloroethane-d4 (Surr)	*88*		*77 - 120*
4-Bromofluorobenzene (Surr)	*99*		*73 - 120*
Dibromofluoromethane (Surr)	*99*		*75 - 123*
Toluene-d8 (Surr)	*93*		*80 - 120*

Lab Sample ID: MB 480-642530/8
Matrix: Water
Analysis Batch: 642530

Client Sample ID: Method Blank
Prep Type: Total/NA

Analyte	MB Result	MB Qualifier	RL	MDL	Unit	D	Prepared	Analyzed	Dil Fac
1,1,1-Trichloroethane	1.0	U	1.0	0.82	ug/L			09/23/22 12:17	1
1,1,2,2-Tetrachloroethane	1.0	U	1.0	0.21	ug/L			09/23/22 12:17	1
1,1,2-Trichloro-1,2,2-trifluoroethane	1.0	U	1.0	0.31	ug/L			09/23/22 12:17	1
1,1,2-Trichloroethane	1.0	U	1.0	0.23	ug/L			09/23/22 12:17	1
1,1-Dichloroethane	1.0	U	1.0	0.38	ug/L			09/23/22 12:17	1
1,1-Dichloroethene	1.0	U	1.0	0.29	ug/L			09/23/22 12:17	1
1,2,4-Trichlorobenzene	1.0	U	1.0	0.41	ug/L			09/23/22 12:17	1
1,2-Dibromo-3-Chloropropane	1.0	U	1.0	0.39	ug/L			09/23/22 12:17	1
1,2-Dibromoethane	1.0	U	1.0	0.73	ug/L			09/23/22 12:17	1
1,2-Dichlorobenzene	1.0	U	1.0	0.79	ug/L			09/23/22 12:17	1
1,2-Dichloroethane	1.0	U	1.0	0.21	ug/L			09/23/22 12:17	1
1,2-Dichloropropane	1.0	U	1.0	0.72	ug/L			09/23/22 12:17	1
1,3-Dichlorobenzene	1.0	U	1.0	0.78	ug/L			09/23/22 12:17	1
1,4-Dichlorobenzene	1.0	U	1.0	0.84	ug/L			09/23/22 12:17	1
2-Butanone (MEK)	10	U	10	1.3	ug/L			09/23/22 12:17	1
2-Hexanone	5.0	U	5.0	1.2	ug/L			09/23/22 12:17	1
4-Methyl-2-pentanone (MIBK)	5.0	U	5.0	2.1	ug/L			09/23/22 12:17	1
Acetone	10	U	10	3.0	ug/L			09/23/22 12:17	1
Benzene	1.0	U	1.0	0.41	ug/L			09/23/22 12:17	1
Bromodichloromethane	1.0	U	1.0	0.39	ug/L			09/23/22 12:17	1
Bromoform	1.0	U	1.0	0.26	ug/L			09/23/22 12:17	1
Bromomethane	1.0	U	1.0	0.69	ug/L			09/23/22 12:17	1
Carbon disulfide	1.0	U	1.0	0.19	ug/L			09/23/22 12:17	1
Carbon tetrachloride	1.0	U	1.0	0.27	ug/L			09/23/22 12:17	1
Chlorobenzene	1.0	U	1.0	0.75	ug/L			09/23/22 12:17	1
Chloroethane	1.0	U	1.0	0.32	ug/L			09/23/22 12:17	1
Chloroform	1.0	U	1.0	0.34	ug/L			09/23/22 12:17	1

Method: 8260C - Volatile Organic Compounds by GC/MS (Continued)

Lab Sample ID: MB 480-642530/8
Matrix: Water
Analysis Batch: 642530

Client Sample ID: Method Blank
Prep Type: Total/NA

Analyte	MB Result	MB Qualifier	RL	MDL	Unit	D	Prepared	Analyzed	Dil Fac
Chloromethane	1.0	U	1.0	0.35	ug/L			09/23/22 12:17	1
cis-1,2-Dichloroethene	1.0	U	1.0	0.81	ug/L			09/23/22 12:17	1
cis-1,3-Dichloropropene	1.0	U	1.0	0.36	ug/L			09/23/22 12:17	1
Cyclohexane	1.0	U	1.0	0.18	ug/L			09/23/22 12:17	1
Dibromochloromethane	1.0	U	1.0	0.32	ug/L			09/23/22 12:17	1
Dichlorodifluoromethane	1.0	U	1.0	0.68	ug/L			09/23/22 12:17	1
Ethylbenzene	1.0	U	1.0	0.74	ug/L			09/23/22 12:17	1
Isopropylbenzene	1.0	U	1.0	0.79	ug/L			09/23/22 12:17	1
Methyl acetate	2.5	U	2.5	1.3	ug/L			09/23/22 12:17	1
Methyl tert-butyl ether	1.0	U	1.0	0.16	ug/L			09/23/22 12:17	1
Methylcyclohexane	1.0	U	1.0	0.16	ug/L			09/23/22 12:17	1
Methylene Chloride	1.0	U	1.0	0.44	ug/L			09/23/22 12:17	1
Styrene	1.0	U	1.0	0.73	ug/L			09/23/22 12:17	1
Tetrachloroethene	1.0	U	1.0	0.36	ug/L			09/23/22 12:17	1
Toluene	1.0	U	1.0	0.51	ug/L			09/23/22 12:17	1
trans-1,2-Dichloroethene	1.0	U	1.0	0.90	ug/L			09/23/22 12:17	1
trans-1,3-Dichloropropene	1.0	U	1.0	0.37	ug/L			09/23/22 12:17	1
Trichloroethene	1.0	U	1.0	0.46	ug/L			09/23/22 12:17	1
Trichlorofluoromethane	1.0	U	1.0	0.88	ug/L			09/23/22 12:17	1
Vinyl chloride	1.0	U	1.0	0.90	ug/L			09/23/22 12:17	1
Xylenes, Total	2.0	U	2.0	0.66	ug/L			09/23/22 12:17	1

Surrogate	*MB %Recovery*	*MB Qualifier*	*Limits*	*Prepared*	*Analyzed*	*Dil Fac*
1,2-Dichloroethane-d4 (Surr)	*97*		*77 - 120*		*09/23/22 12:17*	*1*
4-Bromofluorobenzene (Surr)	*97*		*73 - 120*		*09/23/22 12:17*	*1*
Dibromofluoromethane (Surr)	*95*		*75 - 123*		*09/23/22 12:17*	*1*
Toluene-d8 (Surr)	*91*		*80 - 120*		*09/23/22 12:17*	*1*

Lab Sample ID: LCS 480-642530/6
Matrix: Water
Analysis Batch: 642530

Client Sample ID: Lab Control Sample
Prep Type: Total/NA

Analyte	Spike Added	LCS Result	LCS Qualifier	Unit	D	%Rec	%Rec Limits
1,1,1-Trichloroethane	25.0	26.0		ug/L		104	73 - 126
1,1,2,2-Tetrachloroethane	25.0	23.6		ug/L		94	76 - 120
1,1,2-Trichloro-1,2,2-trifluoroetha ne	25.0	27.3		ug/L		109	61 - 148
1,1,2-Trichloroethane	25.0	23.7		ug/L		95	76 - 122
1,1-Dichloroethane	25.0	25.9		ug/L		104	77 - 120
1,1-Dichloroethene	25.0	25.9		ug/L		104	66 - 127
1,2,4-Trichlorobenzene	25.0	26.5		ug/L		106	79 - 122
1,2-Dibromo-3-Chloropropane	25.0	23.8		ug/L		95	56 - 134
1,2-Dibromoethane	25.0	24.9		ug/L		100	77 - 120
1,2-Dichlorobenzene	25.0	26.0		ug/L		104	80 - 124
1,2-Dichloroethane	25.0	25.5		ug/L		102	75 - 120
1,2-Dichloropropane	25.0	25.1		ug/L		100	76 - 120
1,3-Dichlorobenzene	25.0	25.0		ug/L		100	77 - 120
1,4-Dichlorobenzene	25.0	25.2		ug/L		101	80 - 120
2-Butanone (MEK)	125	127		ug/L		102	57 - 140

Method: 8260C - Volatile Organic Compounds by GC/MS (Continued)

Lab Sample ID: LCS 480-642530/6
Matrix: Water
Analysis Batch: 642530

Client Sample ID: Lab Control Sample
Prep Type: Total/NA

Analyte	Spike Added	LCS Result	LCS Qualifier	Unit	D	%Rec	%Rec Limits
2-Hexanone	125	116		ug/L		93	65 - 127
4-Methyl-2-pentanone (MIBK)	125	116		ug/L		93	71 - 125
Acetone	125	131		ug/L		104	56 - 142
Benzene	25.0	25.1		ug/L		100	71 - 124
Bromodichloromethane	25.0	26.1		ug/L		104	80 - 122
Bromoform	25.0	26.5		ug/L		106	61 - 132
Bromomethane	25.0	27.2		ug/L		109	55 - 144
Carbon disulfide	25.0	25.9		ug/L		104	59 - 134
Carbon tetrachloride	25.0	27.4		ug/L		110	72 - 134
Chlorobenzene	25.0	23.2		ug/L		93	80 - 120
Chloroethane	25.0	26.4		ug/L		105	69 - 136
Chloroform	25.0	24.4		ug/L		97	73 - 127
Chloromethane	25.0	25.4		ug/L		102	68 - 124
cis-1,2-Dichloroethene	25.0	25.3		ug/L		101	74 - 124
cis-1,3-Dichloropropene	25.0	27.2		ug/L		109	74 - 124
Cyclohexane	25.0	26.0		ug/L		104	59 - 135
Dibromochloromethane	25.0	26.3		ug/L		105	75 - 125
Dichlorodifluoromethane	25.0	30.5		ug/L		122	59 - 135
Ethylbenzene	25.0	23.8		ug/L		95	77 - 123
Isopropylbenzene	25.0	26.4		ug/L		106	77 - 122
Methyl acetate	50.0	48.6		ug/L		97	74 - 133
Methyl tert-butyl ether	25.0	25.3		ug/L		101	77 - 120
Methylcyclohexane	25.0	27.3		ug/L		109	68 - 134
Methylene Chloride	25.0	26.3		ug/L		105	75 - 124
Styrene	25.0	25.6		ug/L		102	80 - 120
Tetrachloroethene	25.0	24.9		ug/L		100	74 - 122
Toluene	25.0	22.7		ug/L		91	80 - 122
trans-1,2-Dichloroethene	25.0	25.6		ug/L		102	73 - 127
trans-1,3-Dichloropropene	25.0	24.4		ug/L		98	80 - 120
Trichloroethene	25.0	25.9		ug/L		104	74 - 123
Trichlorofluoromethane	25.0	30.1		ug/L		120	62 - 150
Vinyl chloride	25.0	27.4		ug/L		110	65 - 133

Surrogate	*LCS %Recovery*	*LCS Qualifier*	*Limits*
1,2-Dichloroethane-d4 (Surr)	*98*		*77 - 120*
4-Bromofluorobenzene (Surr)	*98*		*73 - 120*
Dibromofluoromethane (Surr)	*100*		*75 - 123*
Toluene-d8 (Surr)	*90*		*80 - 120*

Method: 8270D - Semivolatile Organic Compounds (GC/MS)

Lab Sample ID: MB 480-642157/1-A
Matrix: Water
Analysis Batch: 642345

Client Sample ID: Method Blank
Prep Type: Total/NA
Prep Batch: 642157

Analyte	MB Result	MB Qualifier	RL	MDL	Unit	D	Prepared	Analyzed	Dil Fac
2,4,5-Trichlorophenol	5.0	U	5.0	0.48	ug/L		09/21/22 08:53	09/22/22 15:36	1
2,4,6-Trichlorophenol	5.0	U	5.0	0.61	ug/L		09/21/22 08:53	09/22/22 15:36	1
2,4-Dichlorophenol	5.0	U	5.0	0.51	ug/L		09/21/22 08:53	09/22/22 15:36	1

Method: 8270D - Semivolatile Organic Compounds (GC/MS) (Continued)

Lab Sample ID: MB 480-642157/1-A
Matrix: Water
Analysis Batch: 642345

Client Sample ID: Method Blank
Prep Type: Total/NA
Prep Batch: 642157

Analyte	MB Result	MB Qualifier	RL	MDL	Unit	D	Prepared	Analyzed	Dil Fac
2,4-Dimethylphenol	5.0	U	5.0	0.50	ug/L		09/21/22 08:53	09/22/22 15:36	1
2,4-Dinitrophenol	10	U	10	2.2	ug/L		09/21/22 08:53	09/22/22 15:36	1
2,4-Dinitrotoluene	5.0	U	5.0	0.45	ug/L		09/21/22 08:53	09/22/22 15:36	1
2,6-Dinitrotoluene	5.0	U	5.0	0.40	ug/L		09/21/22 08:53	09/22/22 15:36	1
2-Chloronaphthalene	5.0	U	5.0	0.46	ug/L		09/21/22 08:53	09/22/22 15:36	1
2-Chlorophenol	5.0	U	5.0	0.53	ug/L		09/21/22 08:53	09/22/22 15:36	1
2-Methylnaphthalene	5.0	U	5.0	0.60	ug/L		09/21/22 08:53	09/22/22 15:36	1
2-Methylphenol	5.0	U	5.0	0.40	ug/L		09/21/22 08:53	09/22/22 15:36	1
2-Nitroaniline	10	U	10	0.42	ug/L		09/21/22 08:53	09/22/22 15:36	1
2-Nitrophenol	5.0	U	5.0	0.48	ug/L		09/21/22 08:53	09/22/22 15:36	1
3,3'-Dichlorobenzidine	5.0	U	5.0	0.40	ug/L		09/21/22 08:53	09/22/22 15:36	1
3-Nitroaniline	10	U	10	0.48	ug/L		09/21/22 08:53	09/22/22 15:36	1
4,6-Dinitro-2-methylphenol	10	U	10	2.2	ug/L		09/21/22 08:53	09/22/22 15:36	1
4-Bromophenyl phenyl ether	5.0	U	5.0	0.45	ug/L		09/21/22 08:53	09/22/22 15:36	1
4-Chloro-3-methylphenol	5.0	U	5.0	0.45	ug/L		09/21/22 08:53	09/22/22 15:36	1
4-Chloroaniline	5.0	U	5.0	0.59	ug/L		09/21/22 08:53	09/22/22 15:36	1
4-Chlorophenyl phenyl ether	5.0	U	5.0	0.35	ug/L		09/21/22 08:53	09/22/22 15:36	1
4-Methylphenol	10	U	10	0.36	ug/L		09/21/22 08:53	09/22/22 15:36	1
4-Nitroaniline	10	U	10	0.25	ug/L		09/21/22 08:53	09/22/22 15:36	1
4-Nitrophenol	10	U	10	1.5	ug/L		09/21/22 08:53	09/22/22 15:36	1
Acenaphthene	5.0	U	5.0	0.41	ug/L		09/21/22 08:53	09/22/22 15:36	1
Acenaphthylene	5.0	U	5.0	0.38	ug/L		09/21/22 08:53	09/22/22 15:36	1
Acetophenone	5.0	U	5.0	0.54	ug/L		09/21/22 08:53	09/22/22 15:36	1
Anthracene	5.0	U	5.0	0.28	ug/L		09/21/22 08:53	09/22/22 15:36	1
Atrazine	5.0	U	5.0	0.46	ug/L		09/21/22 08:53	09/22/22 15:36	1
Benzaldehyde	5.0	U	5.0	0.27	ug/L		09/21/22 08:53	09/22/22 15:36	1
Benzo[a]anthracene	5.0	U	5.0	0.36	ug/L		09/21/22 08:53	09/22/22 15:36	1
Benzo[a]pyrene	5.0	U	5.0	0.47	ug/L		09/21/22 08:53	09/22/22 15:36	1
Benzo[b]fluoranthene	5.0	U	5.0	0.34	ug/L		09/21/22 08:53	09/22/22 15:36	1
Benzo[g,h,i]perylene	5.0	U	5.0	0.35	ug/L		09/21/22 08:53	09/22/22 15:36	1
Benzo[k]fluoranthene	5.0	U	5.0	0.73	ug/L		09/21/22 08:53	09/22/22 15:36	1
Biphenyl	5.0	U	5.0	0.65	ug/L		09/21/22 08:53	09/22/22 15:36	1
bis (2-chloroisopropyl) ether	5.0	U	5.0	0.52	ug/L		09/21/22 08:53	09/22/22 15:36	1
Bis(2-chloroethoxy)methane	5.0	U	5.0	0.35	ug/L		09/21/22 08:53	09/22/22 15:36	1
Bis(2-chloroethyl)ether	5.0	U	5.0	0.40	ug/L		09/21/22 08:53	09/22/22 15:36	1
Bis(2-ethylhexyl) phthalate	5.0	U	5.0	2.2	ug/L		09/21/22 08:53	09/22/22 15:36	1
Butyl benzyl phthalate	5.0	U	5.0	1.0	ug/L		09/21/22 08:53	09/22/22 15:36	1
Caprolactam	5.0	U	5.0	2.2	ug/L		09/21/22 08:53	09/22/22 15:36	1
Carbazole	5.0	U	5.0	0.30	ug/L		09/21/22 08:53	09/22/22 15:36	1
Chrysene	5.0	U	5.0	0.33	ug/L		09/21/22 08:53	09/22/22 15:36	1
Dibenz(a,h)anthracene	5.0	U	5.0	0.42	ug/L		09/21/22 08:53	09/22/22 15:36	1
Dibenzofuran	10	U	10	0.51	ug/L		09/21/22 08:53	09/22/22 15:36	1
Diethyl phthalate	3.54	J	5.0	0.22	ug/L		09/21/22 08:53	09/22/22 15:36	1
Dimethyl phthalate	5.0	U	5.0	0.36	ug/L		09/21/22 08:53	09/22/22 15:36	1
Di-n-butyl phthalate	5.0	U	5.0	0.31	ug/L		09/21/22 08:53	09/22/22 15:36	1
Di-n-octyl phthalate	5.0	U	5.0	0.47	ug/L		09/21/22 08:53	09/22/22 15:36	1
Fluoranthene	5.0	U	5.0	0.40	ug/L		09/21/22 08:53	09/22/22 15:36	1
Fluorene	5.0	U	5.0	0.36	ug/L		09/21/22 08:53	09/22/22 15:36	1
Hexachlorobenzene	5.0	U	5.0	0.51	ug/L		09/21/22 08:53	09/22/22 15:36	1

Method: 8270D - Semivolatile Organic Compounds (GC/MS) (Continued)

Lab Sample ID: MB 480-642157/1-A
Matrix: Water
Analysis Batch: 642345

Client Sample ID: Method Blank
Prep Type: Total/NA
Prep Batch: 642157

Analyte	MB Result	MB Qualifier	RL	MDL	Unit	D	Prepared	Analyzed	Dil Fac
Hexachlorobutadiene	5.0	U	5.0	0.68	ug/L		09/21/22 08:53	09/22/22 15:36	1
Hexachlorocyclopentadiene	5.0	U	5.0	0.59	ug/L		09/21/22 08:53	09/22/22 15:36	1
Hexachloroethane	5.0	U	5.0	0.59	ug/L		09/21/22 08:53	09/22/22 15:36	1
Indeno[1,2,3-cd]pyrene	5.0	U	5.0	0.47	ug/L		09/21/22 08:53	09/22/22 15:36	1
Isophorone	5.0	U	5.0	0.43	ug/L		09/21/22 08:53	09/22/22 15:36	1
Naphthalene	5.0	U	5.0	0.76	ug/L		09/21/22 08:53	09/22/22 15:36	1
Nitrobenzene	5.0	U	5.0	0.29	ug/L		09/21/22 08:53	09/22/22 15:36	1
N-Nitrosodi-n-propylamine	5.0	U	5.0	0.54	ug/L		09/21/22 08:53	09/22/22 15:36	1
N-Nitrosodiphenylamine	5.0	U	5.0	0.51	ug/L		09/21/22 08:53	09/22/22 15:36	1
Pentachlorophenol	10	U	10	2.2	ug/L		09/21/22 08:53	09/22/22 15:36	1
Phenanthrene	5.0	U	5.0	0.44	ug/L		09/21/22 08:53	09/22/22 15:36	1
Phenol	5.0	U	5.0	0.39	ug/L		09/21/22 08:53	09/22/22 15:36	1
Pyrene	5.0	U	5.0	0.34	ug/L		09/21/22 08:53	09/22/22 15:36	1

Surrogate	*MB %Recovery*	*MB Qualifier*	*Limits*	*Prepared*	*Analyzed*	*Dil Fac*
2,4,6-Tribromophenol (Surr)	*66*		*41 - 120*	*09/21/22 08:53*	*09/22/22 15:36*	*1*
2-Fluorobiphenyl (Surr)	*85*		*48 - 120*	*09/21/22 08:53*	*09/22/22 15:36*	*1*
2-Fluorophenol (Surr)	*54*		*35 - 120*	*09/21/22 08:53*	*09/22/22 15:36*	*1*
Nitrobenzene-d5 (Surr)	*70*		*46 - 120*	*09/21/22 08:53*	*09/22/22 15:36*	*1*
Phenol-d5 (Surr)	*43*		*22 - 120*	*09/21/22 08:53*	*09/22/22 15:36*	*1*
p-Terphenyl-d14 (Surr)	*95*		*60 - 148*	*09/21/22 08:53*	*09/22/22 15:36*	*1*

Lab Sample ID: LCS 480-642157/2-A
Matrix: Water
Analysis Batch: 642345

Client Sample ID: Lab Control Sample
Prep Type: Total/NA
Prep Batch: 642157

Analyte	Spike Added	LCS Result	LCS Qualifier	Unit	D	%Rec	%Rec Limits
2,4,5-Trichlorophenol	32.0	24.6		ug/L		77	65 - 126
2,4,6-Trichlorophenol	32.0	25.6		ug/L		80	64 - 120
2,4-Dichlorophenol	32.0	23.9		ug/L		75	63 - 120
2,4-Dimethylphenol	32.0	23.6		ug/L		74	47 - 120
2,4-Dinitrophenol	64.0	55.6		ug/L		87	31 - 137
2,4-Dinitrotoluene	32.0	29.4		ug/L		92	69 - 120
2,6-Dinitrotoluene	32.0	27.0		ug/L		84	68 - 120
2-Chloronaphthalene	32.0	28.7		ug/L		90	58 - 120
2-Chlorophenol	32.0	22.5		ug/L		70	48 - 120
2-Methylnaphthalene	32.0	21.0		ug/L		65	59 - 120
2-Methylphenol	32.0	24.6		ug/L		77	39 - 120
2-Nitroaniline	32.0	28.5		ug/L		89	54 - 127
2-Nitrophenol	32.0	23.4		ug/L		73	52 - 125
3,3'-Dichlorobenzidine	64.0	64.3		ug/L		100	49 - 135
3-Nitroaniline	32.0	29.5		ug/L		92	51 - 120
4,6-Dinitro-2-methylphenol	64.0	61.3		ug/L		96	46 - 136
4-Bromophenyl phenyl ether	32.0	26.1		ug/L		82	65 - 120
4-Chloro-3-methylphenol	32.0	24.3		ug/L		76	61 - 123
4-Chloroaniline	32.0	25.3		ug/L		79	30 - 120
4-Chlorophenyl phenyl ether	32.0	24.8		ug/L		78	62 - 120
4-Methylphenol	32.0	24.6		ug/L		77	29 - 131

Method: 8270D - Semivolatile Organic Compounds (GC/MS) (Continued)

Lab Sample ID: LCS 480-642157/2-A
Matrix: Water
Analysis Batch: 642345

Client Sample ID: Lab Control Sample
Prep Type: Total/NA
Prep Batch: 642157

Analyte	Spike Added	LCS Result	LCS Qualifier	Unit	D	%Rec	%Rec Limits
4-Nitroaniline	32.0	38.8	*+	ug/L		121	65 - 120
4-Nitrophenol	64.0	45.3		ug/L		71	45 - 120
Acenaphthene	32.0	25.8		ug/L		81	60 - 120
Acenaphthylene	32.0	26.7		ug/L		83	63 - 120
Acetophenone	32.0	24.6		ug/L		77	45 - 120
Anthracene	32.0	29.8		ug/L		93	67 - 120
Atrazine	64.0	57.4		ug/L		90	71 - 130
Benzaldehyde	64.0	46.8		ug/L		73	10 - 140
Benzo[a]anthracene	32.0	27.8		ug/L		87	70 - 121
Benzo[a]pyrene	32.0	29.6		ug/L		92	60 - 123
Benzo[b]fluoranthene	32.0	32.4		ug/L		101	66 - 126
Benzo[g,h,i]perylene	32.0	28.6		ug/L		89	66 - 150
Benzo[k]fluoranthene	32.0	29.1		ug/L		91	65 - 124
Biphenyl	32.0	24.3		ug/L		76	59 - 120
bis (2-chloroisopropyl) ether	32.0	29.2		ug/L		91	21 - 136
Bis(2-chloroethoxy)methane	32.0	24.6		ug/L		77	50 - 128
Bis(2-chloroethyl)ether	32.0	23.0		ug/L		72	44 - 120
Bis(2-ethylhexyl) phthalate	32.0	30.1		ug/L		94	63 - 139
Butyl benzyl phthalate	32.0	30.3		ug/L		95	70 - 129
Caprolactam	64.0	21.3		ug/L		33	22 - 120
Carbazole	32.0	45.3	*+	ug/L		141	66 - 123
Chrysene	32.0	28.5		ug/L		89	69 - 120
Dibenz(a,h)anthracene	32.0	29.2		ug/L		91	65 - 135
Dibenzofuran	32.0	25.8		ug/L		81	66 - 120
Diethyl phthalate	32.0	34.0		ug/L		106	59 - 127
Dimethyl phthalate	32.0	27.1		ug/L		85	68 - 120
Di-n-butyl phthalate	32.0	31.3		ug/L		98	69 - 131
Di-n-octyl phthalate	32.0	28.0		ug/L		88	63 - 140
Fluoranthene	32.0	30.1		ug/L		94	69 - 126
Fluorene	32.0	28.2		ug/L		88	66 - 120
Hexachlorobenzene	32.0	26.1		ug/L		82	61 - 120
Hexachlorobutadiene	32.0	14.7		ug/L		46	35 - 120
Hexachlorocyclopentadiene	32.0	13.4		ug/L		42	31 - 120
Hexachloroethane	32.0	16.8		ug/L		53	43 - 120
Indeno[1,2,3-cd]pyrene	32.0	29.3		ug/L		92	69 - 146
Isophorone	32.0	25.3		ug/L		79	55 - 120
Naphthalene	32.0	22.0		ug/L		69	57 - 120
Nitrobenzene	32.0	23.4		ug/L		73	53 - 123
N-Nitrosodi-n-propylamine	32.0	27.6		ug/L		86	32 - 140
N-Nitrosodiphenylamine	32.0	29.8		ug/L		93	61 - 120
Pentachlorophenol	64.0	56.7		ug/L		89	29 - 136
Phenanthrene	32.0	27.7		ug/L		87	68 - 120
Phenol	32.0	17.6		ug/L		55	17 - 120
Pyrene	32.0	30.3		ug/L		95	70 - 125

Surrogate	*LCS %Recovery*	*LCS Qualifier*	*Limits*
2,4,6-Tribromophenol (Surr)	*77*		*41 - 120*
2-Fluorobiphenyl (Surr)	*77*		*48 - 120*

Method: 8270D - Semivolatile Organic Compounds (GC/MS) (Continued)

Lab Sample ID: LCS 480-642157/2-A
Matrix: Water
Analysis Batch: 642345

Client Sample ID: Lab Control Sample
Prep Type: Total/NA
Prep Batch: 642157

Surrogate	*LCS %Recovery*	*LCS Qualifier*	*Limits*
2-Fluorophenol (Surr)	*54*		*35 - 120*
Nitrobenzene-d5 (Surr)	*64*		*46 - 120*
Phenol-d5 (Surr)	*49*		*22 - 120*
p-Terphenyl-d14 (Surr)	*90*		*60 - 148*

Method: 6010C - Metals (ICP)

Lab Sample ID: MB 480-642248/1-A
Matrix: Water
Analysis Batch: 642542

Client Sample ID: Method Blank
Prep Type: Total/NA
Prep Batch: 642248

Analyte	MB Result	MB Qualifier	RL	MDL	Unit	D	Prepared	Analyzed	Dil Fac
Aluminum	0.20	U	0.20	0.060	mg/L		09/22/22 09:19	09/22/22 17:17	1
Antimony	0.020	U	0.020	0.0068	mg/L		09/22/22 09:19	09/22/22 17:17	1
Arsenic	0.015	U	0.015	0.0056	mg/L		09/22/22 09:19	09/22/22 17:17	1
Barium	0.0020	U	0.0020	0.00070	mg/L		09/22/22 09:19	09/22/22 17:17	1
Beryllium	0.0020	U	0.0020	0.00030	mg/L		09/22/22 09:19	09/22/22 17:17	1
Cadmium	0.0020	U	0.0020	0.00050	mg/L		09/22/22 09:19	09/22/22 17:17	1
Calcium	0.50	U	0.50	0.10	mg/L		09/22/22 09:19	09/22/22 17:17	1
Chromium	0.0040	U	0.0040	0.0010	mg/L		09/22/22 09:19	09/22/22 17:17	1
Cobalt	0.0040	U	0.0040	0.00063	mg/L		09/22/22 09:19	09/22/22 17:17	1
Copper	0.010	U	0.010	0.0016	mg/L		09/22/22 09:19	09/22/22 17:17	1
Iron	0.050	U	0.050	0.019	mg/L		09/22/22 09:19	09/22/22 17:17	1
Lead	0.010	U	0.010	0.0030	mg/L		09/22/22 09:19	09/22/22 17:17	1
Magnesium	0.20	U	0.20	0.043	mg/L		09/22/22 09:19	09/22/22 17:17	1
Manganese	0.0030	U	0.0030	0.00040	mg/L		09/22/22 09:19	09/22/22 17:17	1
Nickel	0.010	U	0.010	0.0013	mg/L		09/22/22 09:19	09/22/22 17:17	1
Potassium	0.50	U	0.50	0.10	mg/L		09/22/22 09:19	09/22/22 17:17	1
Selenium	0.025	U	0.025	0.0087	mg/L		09/22/22 09:19	09/22/22 17:17	1
Silver	0.0060	U	0.0060	0.0017	mg/L		09/22/22 09:19	09/22/22 17:17	1
Sodium	1.0	U	1.0	0.32	mg/L		09/22/22 09:19	09/22/22 17:17	1
Thallium	0.020	U	0.020	0.010	mg/L		09/22/22 09:19	09/22/22 17:17	1
Vanadium	0.0050	U	0.0050	0.0015	mg/L		09/22/22 09:19	09/22/22 17:17	1
Zinc	0.010	U	0.010	0.0015	mg/L		09/22/22 09:19	09/22/22 17:17	1

Lab Sample ID: LCS 480-642248/2-A
Matrix: Water
Analysis Batch: 642542

Client Sample ID: Lab Control Sample
Prep Type: Total/NA
Prep Batch: 642248

Analyte	Spike Added	LCS Result	LCS Qualifier	Unit	D	%Rec	%Rec Limits
Aluminum	10.0	9.78		mg/L		98	80 - 120
Antimony	0.200	0.200		mg/L		100	80 - 120
Arsenic	0.201	0.197		mg/L		98	80 - 120
Barium	0.200	0.199		mg/L		100	80 - 120
Beryllium	0.200	0.206		mg/L		103	80 - 120
Cadmium	0.200	0.196		mg/L		98	80 - 120
Calcium	10.0	9.84		mg/L		98	80 - 120
Chromium	0.200	0.196		mg/L		98	80 - 120
Cobalt	0.200	0.197		mg/L		98	80 - 120

Method: 6010C - Metals (ICP) (Continued)

Lab Sample ID: LCS 480-642248/2-A — **Client Sample ID: Lab Control Sample**
Matrix: Water — **Prep Type: Total/NA**
Analysis Batch: 642542 — **Prep Batch: 642248**

Analyte	Spike Added	LCS Result	LCS Qualifier	Unit	D	%Rec	%Rec Limits
Copper	0.200	0.200		mg/L		100	80 - 120
Iron	10.0	9.98		mg/L		100	80 - 120
Lead	0.201	0.196		mg/L		98	80 - 120
Magnesium	10.0	9.75		mg/L		97	80 - 120
Manganese	0.200	0.205		mg/L		103	80 - 120
Nickel	0.200	0.195		mg/L		97	80 - 120
Potassium	10.0	9.81		mg/L		98	80 - 120
Selenium	0.200	0.190		mg/L		95	80 - 120
Silver	0.0500	0.0483		mg/L		97	80 - 120
Sodium	10.0	9.56		mg/L		96	80 - 120
Thallium	0.200	0.201		mg/L		100	80 - 120
Vanadium	0.201	0.194		mg/L		97	80 - 120
Zinc	0.200	0.202		mg/L		101	80 - 120

Method: 7470A - Mercury (CVAA)

Lab Sample ID: MB 480-642203/1-A — **Client Sample ID: Method Blank**
Matrix: Water — **Prep Type: Total/NA**
Analysis Batch: 642275 — **Prep Batch: 642203**

Analyte	MB Result	MB Qualifier	RL	MDL	Unit	D	Prepared	Analyzed	Dil Fac
Mercury	0.00020	U	0.00020	0.000043	mg/L		09/21/22 11:30	09/21/22 16:01	1

Lab Sample ID: LCS 480-642203/2-A — **Client Sample ID: Lab Control Sample**
Matrix: Water — **Prep Type: Total/NA**
Analysis Batch: 642275 — **Prep Batch: 642203**

Analyte	Spike Added	LCS Result	LCS Qualifier	Unit	D	%Rec	%Rec Limits
Mercury	0.00667	0.00640		mg/L		96	80 - 120

QC Association Summary

Client: Brydges Engineering in Environment & Energy DPC
Project/Site: Pilgrim Village Family - Groundwater

Job ID: 480-201789-1

GC/MS VOA

Analysis Batch: 642412

Lab Sample ID	Client Sample ID	Prep Type	Matrix	Method	Prep Batch
480-201789-1	MW-R1	Total/NA	Water	8260C	
MB 480-642412/8	Method Blank	Total/NA	Water	8260C	
LCS 480-642412/6	Lab Control Sample	Total/NA	Water	8260C	

Analysis Batch: 642530

Lab Sample ID	Client Sample ID	Prep Type	Matrix	Method	Prep Batch
480-201789-2	MW-R4	Total/NA	Water	8260C	
MB 480-642530/8	Method Blank	Total/NA	Water	8260C	
LCS 480-642530/6	Lab Control Sample	Total/NA	Water	8260C	

GC/MS Semi VOA

Prep Batch: 642157

Lab Sample ID	Client Sample ID	Prep Type	Matrix	Method	Prep Batch
480-201789-1	MW-R1	Total/NA	Water	3510C	
480-201789-2	MW-R4	Total/NA	Water	3510C	
MB 480-642157/1-A	Method Blank	Total/NA	Water	3510C	
LCS 480-642157/2-A	Lab Control Sample	Total/NA	Water	3510C	

Analysis Batch: 642345

Lab Sample ID	Client Sample ID	Prep Type	Matrix	Method	Prep Batch
MB 480-642157/1-A	Method Blank	Total/NA	Water	8270D	642157
LCS 480-642157/2-A	Lab Control Sample	Total/NA	Water	8270D	642157

Analysis Batch: 642346

Lab Sample ID	Client Sample ID	Prep Type	Matrix	Method	Prep Batch
480-201789-1	MW-R1	Total/NA	Water	8270D	642157
480-201789-2	MW-R4	Total/NA	Water	8270D	642157

Metals

Prep Batch: 642203

Lab Sample ID	Client Sample ID	Prep Type	Matrix	Method	Prep Batch
480-201789-1	MW-R1	Total/NA	Water	7470A	
480-201789-2	MW-R4	Total/NA	Water	7470A	
MB 480-642203/1-A	Method Blank	Total/NA	Water	7470A	
LCS 480-642203/2-A	Lab Control Sample	Total/NA	Water	7470A	

Prep Batch: 642248

Lab Sample ID	Client Sample ID	Prep Type	Matrix	Method	Prep Batch
480-201789-1	MW-R1	Total/NA	Water	3005A	
480-201789-2	MW-R4	Total/NA	Water	3005A	
MB 480-642248/1-A	Method Blank	Total/NA	Water	3005A	
LCS 480-642248/2-A	Lab Control Sample	Total/NA	Water	3005A	

Analysis Batch: 642275

Lab Sample ID	Client Sample ID	Prep Type	Matrix	Method	Prep Batch
480-201789-1	MW-R1	Total/NA	Water	7470A	642203
480-201789-2	MW-R4	Total/NA	Water	7470A	642203
MB 480-642203/1-A	Method Blank	Total/NA	Water	7470A	642203
LCS 480-642203/2-A	Lab Control Sample	Total/NA	Water	7470A	642203

QC Association Summary

Client: Brydges Engineering in Environment & Energy DPC
Job ID: 480-201789-1
Project/Site: Pilgrim Village Family - Groundwater

Metals

Analysis Batch: 642542

Lab Sample ID	Client Sample ID	Prep Type	Matrix	Method	Prep Batch
480-201789-1	MW-R1	Total/NA	Water	6010C	642248
480-201789-2	MW-R4	Total/NA	Water	6010C	642248
MB 480-642248/1-A	Method Blank	Total/NA	Water	6010C	642248
LCS 480-642248/2-A	Lab Control Sample	Total/NA	Water	6010C	642248

Lab Chronicle

Client: Brydges Engineering in Environment & Energy DPC
Project/Site: Pilgrim Village Family - Groundwater

Job ID: 480-201789-1

Client Sample ID: MW-R1

Lab Sample ID: 480-201789-1

Date Collected: 09/20/22 09:40
Matrix: Water
Date Received: 09/20/22 14:00

Prep Type	Batch Type	Batch Method	Run	Dilution Factor	Batch Number	Analyst	Lab	Prepared or Analyzed
Total/NA	Analysis	8260C		2	642412	AXK	EET BUF	09/23/22 00:28
Total/NA	Prep	3510C			642157	MS	EET BUF	09/21/22 08:53
Total/NA	Analysis	8270D		1	642346	JMM	EET BUF	09/22/22 16:27
Total/NA	Prep	3005A			642248	NZG	EET BUF	09/22/22 09:19
Total/NA	Analysis	6010C		1	642542	LMH	EET BUF	09/22/22 17:44
Total/NA	Prep	7470A			642203	NZG	EET BUF	09/21/22 11:30
Total/NA	Analysis	7470A		1	642275	NVK	EET BUF	09/21/22 16:27

Client Sample ID: MW-R4

Lab Sample ID: 480-201789-2

Date Collected: 09/20/22 10:50
Matrix: Water
Date Received: 09/20/22 14:00

Prep Type	Batch Type	Batch Method	Run	Dilution Factor	Batch Number	Analyst	Lab	Prepared or Analyzed
Total/NA	Analysis	8260C		1	642530	CR	EET BUF	09/23/22 14:22
Total/NA	Prep	3510C			642157	MS	EET BUF	09/21/22 08:53
Total/NA	Analysis	8270D		1	642346	JMM	EET BUF	09/22/22 16:54
Total/NA	Prep	3005A			642248	NZG	EET BUF	09/22/22 09:19
Total/NA	Analysis	6010C		1	642542	LMH	EET BUF	09/22/22 17:48
Total/NA	Prep	7470A			642203	NZG	EET BUF	09/21/22 11:30
Total/NA	Analysis	7470A		1	642275	NVK	EET BUF	09/21/22 16:28

Laboratory References:

EET BUF = Eurofins Buffalo, 10 Hazelwood Drive, Amherst, NY 14228-2298, TEL (716)691-2600

Accreditation/Certification Summary

Client: Brydges Engineering in Environment & Energy DPC
Job ID: 480-201789-1
Project/Site: Pilgrim Village Family - Groundwater

Laboratory: Eurofins Buffalo

The accreditations/certifications listed below are applicable to this report.

Authority	Program	Identification Number	Expiration Date
New York	NELAP	10026	03-31-23

Method Summary

Client: Brydges Engineering in Environment & Energy DPC
Project/Site: Pilgrim Village Family - Groundwater

Job ID: 480-201789-1

Method	Method Description	Protocol	Laboratory
8260C	Volatile Organic Compounds by GC/MS	SW846	EET BUF
8270D	Semivolatile Organic Compounds (GC/MS)	SW846	EET BUF
6010C	Metals (ICP)	SW846	EET BUF
7470A	Mercury (CVAA)	SW846	EET BUF
3005A	Preparation, Total Metals	SW846	EET BUF
3510C	Liquid-Liquid Extraction (Separatory Funnel)	SW846	EET BUF
5030C	Purge and Trap	SW846	EET BUF
7470A	Preparation, Mercury	SW846	EET BUF

Protocol References:

SW846 = "Test Methods For Evaluating Solid Waste, Physical/Chemical Methods", Third Edition, November 1986 And Its Updates.

Laboratory References:

EET BUF = Eurofins Buffalo, 10 Hazelwood Drive, Amherst, NY 14228-2298, TEL (716)691-2600

Sample Summary

Client: Brydges Engineering in Environment & Energy DPC
Project/Site: Pilgrim Village Family - Groundwater

Job ID: 480-201789-1

Lab Sample ID	Client Sample ID	Matrix	Collected	Received
480-201789-1	MW-R1	Water	09/20/22 09:40	09/20/22 14:00
480-201789-2	MW-R4	Water	09/20/22 10:50	09/20/22 14:00

Eurofins Buffalo
10 Hazelwood Drive
Amherst, NY 14228-2298
Phone: 716-691-2600 Fax: 716-691-7991

Chain of Custody Record

eurofins Environment Testing America

Client Information	Sampler: Sydney Deck	Lab PM: Beninati, John	Carrier Tracking No(s):	COC No: 480-177416-37699.1
Client Contact: ~~Mr. Dalton Stack~~ Sydney Deck	Phone: 716 308 0011	E-Mail: John.Beninati@et.eurofinsus.com	State of Origin:	Page: Page 1 of 1
Company: Brydges Engineering in Environment & Energy DPC	PWSID:			Job #:
Address: 960 Busti Ave Suite B-150	Due Date Requested: 9-25-2022			
City: Buffalo	TAT Requested (days): 5-DAY TAT			
State, Zip: NY, 14213	Compliance Project: Δ Yes Δ No			
Phone: 716-362-6532(Tel)	PO #: Purchase Order not required			
Email: ~~dstack@be3corp.com~~ sdeck@be3corp.com	WO #:			
Project Name: Pilgrim Village Family - Groundwater	Project #: 48024826			
Site:	SSOW#:			

Analysis Requested

Preservation Codes:
A - HCL
B - NaOH
C - Zn Acetate
D - Nitric Acid
E - NaHSO4
F - MeOH
G - Amchlor
H - Ascorbic Acid
I - Ice
J - DI Water
K - EDTA
L - EDA
M - Hexane
N - None
O - AsNaO2
P - Na2O4S
Q - Na2SO3
R - Na2S2O3
S - H2SO4
T - TSP Dodecahydrate
U - Acetone
V - MCAA
W - pH 4-5
Y - Trizma
Z - other (specify)
Other:

Sample Identification	Sample Date	Sample Time	Sample Type (C=comp, G=grab)	Matrix (W=water, S=solid, O=waste/oil, BT=Tissue, A=Air)	Field Filtered Sample (Yes or No)	Perform MS/MSD (Yes or No)	8270D - TCL SVOCs	6010C, 7470A	8260C - TCL VOCs	Total Number of containers	Special Instructions/Note:
			Preservation Code:				N	D	A		
MW-R1	9.20.22	9:40A		Water	N	N	X	X	X	6	
MW-R4	9.20.22	10:50		Water							

480-201789 Chain of Custody

Possible Hazard Identification
☐ Non-Hazard ☐ Flammable ☐ Skin Irritant ☐ Poison B ☐ Unknown ☐ Radiological

Sample Disposal (A fee may be assessed if samples are retained longer than 1 month)
☐ Return To Client ☐ Disposal By Lab ☐ Archive For _____ Months

Deliverable Requested: I, II, III, IV, Other (specify)

Special Instructions/QC Requirements:

Empty Kit Relinquished by:	Date:	Time:	Method of Shipment:		
Relinquished by: Sydney Deck	Date/Time: 9-20-22 @ 2:00 pm	Company: BE3	Received by: Lyn	Date/Time: 9-20-22 1400	Company: TAS
Relinquished by:	Date/Time:	Company:	Received by:	Date/Time:	Company:
Relinquished by:	Date/Time:	Company:	Received by:	Date/Time:	Company:

Custody Seals Intact: Δ Yes Δ No	Custody Seal No.:	Cooler Temperature(s) °C and Other Remarks:
		2.6 ICE

Ver: 06/08/2021

Login Sample Receipt Checklist

Client: Brydges Engineering in Environment & Energy DPC

Job Number: 480-201789-1

Login Number: 201789
List Number: 1
Creator: Yeager, Brian A

List Source: Eurofins Buffalo

Question	Answer	Comment
Radioactivity either was not measured or, if measured, is at or below background	True	
The cooler's custody seal, if present, is intact.	True	
The cooler or samples do not appear to have been compromised or tampered with.	True	
Samples were received on ice.	True	
Cooler Temperature is acceptable.	True	
Cooler Temperature is recorded.	True	
COC is present.	True	
COC is filled out in ink and legible.	True	
COC is filled out with all pertinent information.	True	
Is the Field Sampler's name present on COC?	True	
There are no discrepancies between the sample IDs on the containers and the COC.	True	
Samples are received within Holding Time (Excluding tests with immediate HTs)..	True	
Sample containers have legible labels.	True	
Containers are not broken or leaking.	True	
Sample collection date/times are provided.	True	
Appropriate sample containers are used.	True	
Sample bottles are completely filled.	True	
Sample Preservation Verified	True	
There is sufficient vol. for all requested analyses, incl. any requested MS/MSDs	True	
VOA sample vials do not have headspace or bubble is <6mm (1/4") in diameter.	True	
If necessary, staff have been informed of any short hold time or quick TAT needs	True	
Multiphasic samples are not present.	True	
Samples do not require splitting or compositing.	True	
Sampling Company provided.	True	BE3
Samples received within 48 hours of sampling.	True	
Samples requiring field filtration have been filtered in the field.	True	
Chlorine Residual checked.	N/A	

APPENDIX I

NEW DEVELOPMENT DESIGN/CONSTRUCTION DRAWINGS

BRYDGES ENGINEERING
IN ENVIRONMENT AND ENERGY, DPC



A1 FIRST FLOOR SUB-SOIL DEPRESSURIZATION SYSTEM
1/16" = 1'-0"

GENERAL NOTES:

- COORDINATE ALL SYSTEM REQUIREMENTS AND SPECIFICATIONS WITH "BUILDING RADON OUT" DESIGN HANDBOOK.
- FOR SLAB AREAS LESS THAN 2,000 SQFT USE 3" DIAMETER PIPE AND FOR SLABS BETWEEN 2,000 AND 4,000 SQFT USE 4" DIAMETER PIPE. ALL PIPES NEED TO BE A MIN. 12" FROM THE INSIDE OF THE EXTERIOR PERIMETER FOUNDATION WALL WITH A MINIMUM 1" COVER AND BE PROVIDED WITH GEOTEXTILE CLOTH.
- ALL UNDERSLAB PIPING TO BE FLEXIBLE PERFORATED CORRUGATED.
- USE ONLY 45 DEGREE ELBOWS FOR HORIZONTAL CHANGES IN THE VENT PIPE.
- PROVIDE MIN 4" LAYER OF COMPACTED, CLEAN, COARSE GRAVEL (1/2" - 3/4" IN SIZE) UNDER SLAB, AS A GAS PERMEABLE LAYER. USE OF A SMALLER DIAMETER STONE WILL RESTRICT AIR MOVEMENT UNDER THE SLAB.
- PROVIDE A MINIMUM 6-MIL (OR 3-MIL CROSS LAMINATED) POLYETHYLENE SHEATHING OR EQUIVALENT FLEXIBLE SHEETING MATERIAL ON TOP OF GAS-PERMEABLE LAYER. SEPARATE SECTIONS SHOULD BE OVERLAPPED A MINIMUM OF 12".
- RADON VENT DISCHARGE LOCATION SHALL BE A MIN. OF 12" ABOVE THE SURFACE OF THE ROOF AND A MIN. 10'-0" AWAY FROM ANY WINDOWS OR OTHER OPENINGS.
- ALL SLAB PENETRATIONS TO BE SEALED WITH A POLYURETHANE CAULK.
- ALL EXPOSED PORTIONS OF THE RADON VENT SYSTEM SHALL BE LABELED DURING CONSTRUCTION IN A CONSPICUOUS LOCATION ON EACH FLOOR LEVEL SO AS TO NOT CONFUSE THEM WITH THE SEWER SYSTEM PIPING.
- PROVIDE A 1/4" MESH SCREEN ON THE DISCHARGE PIPE TO PREVENT BIRDS FROM NESTING IN THE PIPE.
- SUPPORT PIPING WITH PLUMBERS STRAPPING EVERY 6' HORIZONTALLY AND EVERY 8' VERTICALLY.
- PROVIDE PIPE INSULATION WHERE PIPE IS ROUTED THROUGH UNHEATED SPACES.
- ALL POSITIVELY PRESSURED PORTIONS OF THE VENT PIPE AND FAN SHALL BE LOCATED OUTSIDE THE HABITABLE SPACE OF THE BUILDING.
- SUB-SLAB DEPRESSURIZATION SYSTEM TO BE INCORPORATED INTO THE BUILDING IN ACCORDANCE WITH ASTM 1465-08a STANDARD PRACTICE FOR RADON CONTROL OPTIONS FOR THE DESIGN AND CONSTRUCTION OF NEW LOW-RISE RESIDENTIAL BUILDINGS.
- LOCATE JUNCTION BOX IN ATTIC FOR POSSIBLE FUTURE RADON FAN.
- PROVIDE A LOCKABLE FIRE RATED ACCESS PANEL IN CEILING ON TOP FLOOR ADJACENT TO EACH RADON PIPE.

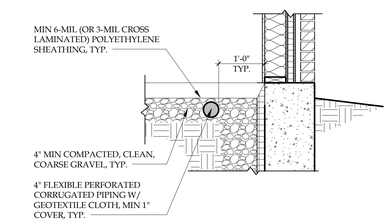

D4 TYPICAL PIPING DETAIL
3/4" = 1'-0"

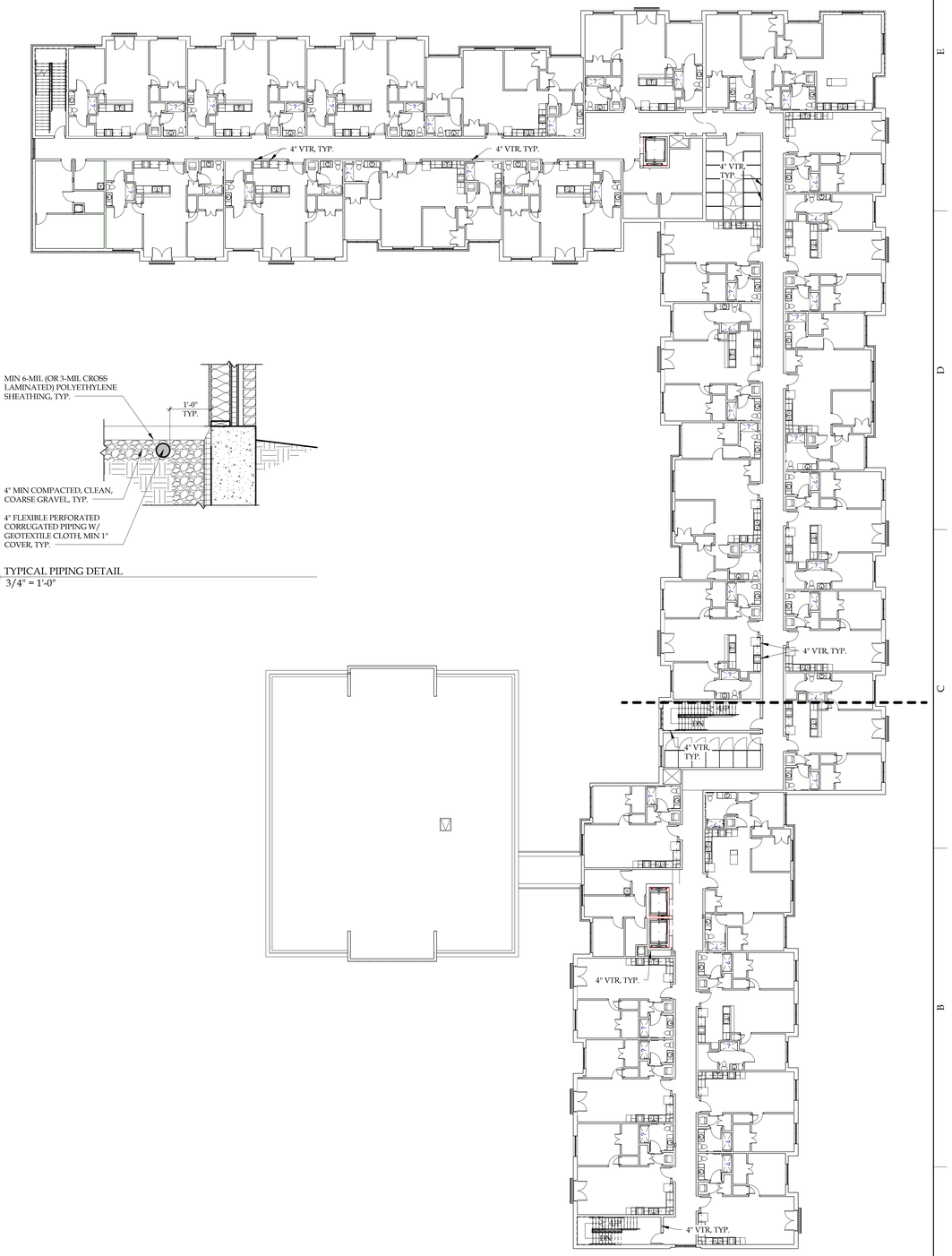

A4 UPPER FLOORS SUB-SOIL DEPRESSURIZATION SYSTEM
1/16" = 1'-0"

NOTICE
This document, the property of, prepared and issued by the architect, is submitted for the specific project, and the recipient by accepting this document assumes custody and agrees that this document will not be copied or reproduced in part or in whole, and any special features peculiar to this design shall not be incorporated in any other project, unless prior agreement has been obtained in writing. These documents will be returned immediately upon completion of the project or upon the request of the architect.
This document is the exclusive property of the architect, no rights to ownership are transferable, or shall be lost by the filing of this document with any and all public authorities for the purpose of compliance with Codes and or Ordinances, i.e. Building Permit, etc.

OWNER:
SAA|EVI

GENERAL CONTRACTOR:
KULBACK'S
General Contractors & Construction Managers

PILGRIM VILLAGE - FAMILY BUILDING 1

1100 Michigan Ave.
Buffalo, NY 14209

ISSUE:
BID & PERMIT SET 01/22/21

SA PROJECT TEAM:

PRINCIPAL	P.Silvestri	PROJ. ARCH.	D.Nardozzi
JOB CAPT.	J.Somers	INTERIORS	A.Nagle
DRAFTER	W.Manhardt		

SEAL:
REGISTERED ARCHITECT PHILIP JOSEPH SILVESTRI 075519 STATE OF NEW YORK

TITLE:
SUB-SLAB DEPRESSURI-ZATION SYSTEM

SILVESTRI
ARCHITECTS PC
1321 MILLERSPORT HWY
AMHERST, NY 14221
PH. 716.691.0900
FAX 716.691.4773

SA JOB #: 20000.01
DATE: 01/22/21
DRAWING #: A-011

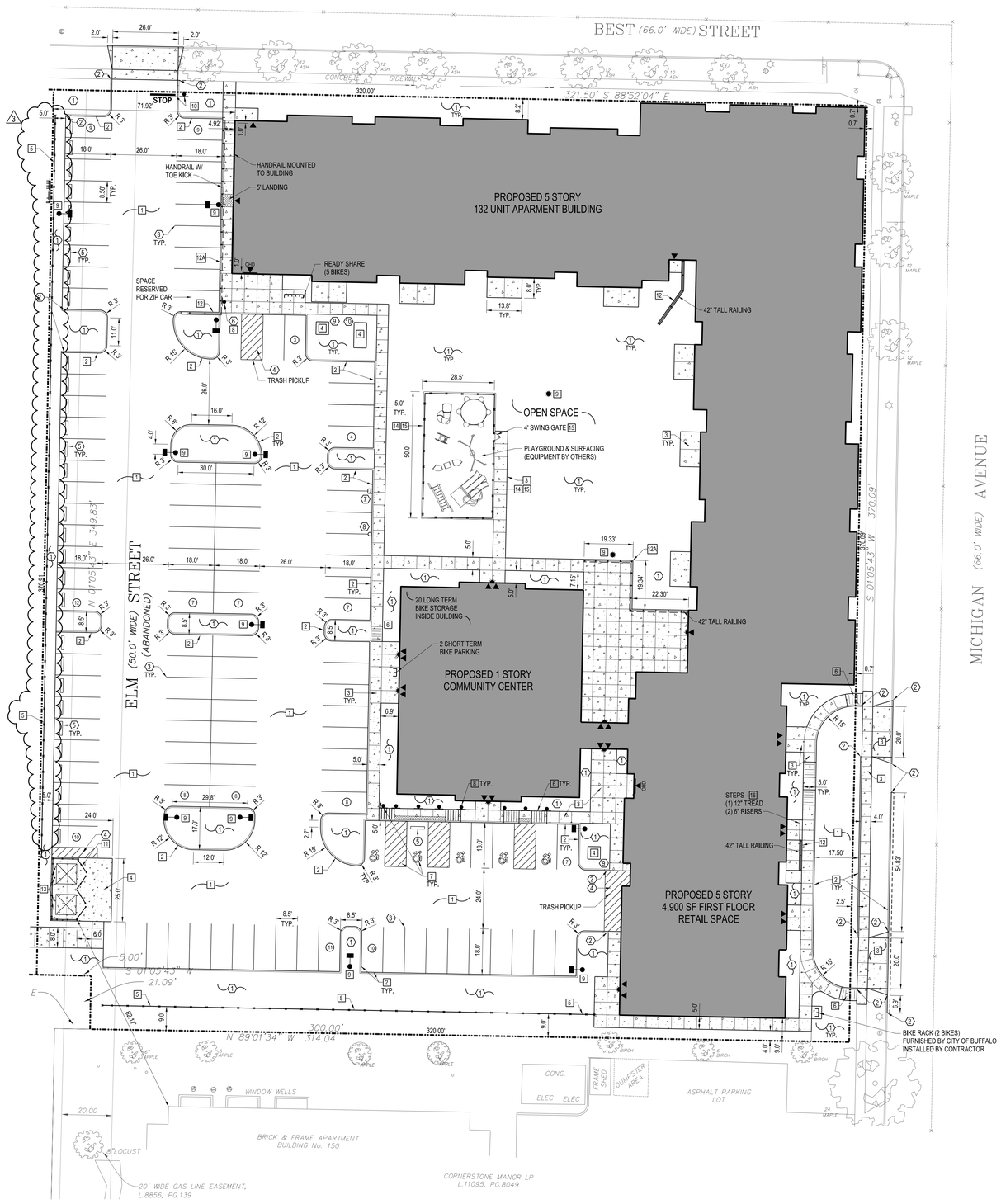

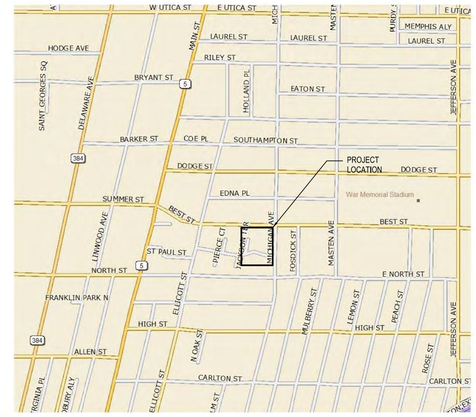

SITE LOCATION MAP
NTS

SITE PLAN NOTES

1. SURVEY INFORMATION WAS PROVIDED BY GPI ENGINEERING, LANDSCAPING, ARCHITECTURE & SURVEYING, LLP DATED 03-02-2020. C&S ENGINEERS, INC. ASSUMES NO RESPONSIBILITY FOR ITS ACCURACY.

2. CONTRACTOR TO VERIFY ALL FIELD CONDITIONS AND UTILITY LOCATIONS PRIOR TO THE START OF CONSTRUCTION. CONTACT THE ENGINEER WITH ANY DISCREPANCIES FOUND IN THE FIELD.

3. ALL DIMENSIONS FROM PROPERTY LINES ARE 90° FROM PROPERTY LINE UNLESS OTHERWISE NOTED.

4. ALL DIMENSIONS ARE FROM FACE OF CURB UNLESS OTHERWISE NOTED.

5. COORDINATE EXACT LOCATION OF SIDEWALKS AT DOORWAYS WITH ARCHITECTURAL PLANS.

6. REFER TO ARCHITECTURAL PLANS FOR BUILDING DIMENSIONS AND LAYOUT.

SITE PLAN DETAIL LEGEND

1. ASPHALT PAVEMENT
2. CONCRETE CURB
3. CONCRETE SIDEWALK
4. EXTERIOR CONCRETE SLAB-ON-GRADE
5. FENCE DETAIL (6' BOARD)
6. ACCESSIBLE CURB RAMP
7. ACCESSIBLE SIGNS & MARKINGS
8. SIGN POST
9. LIGHT POLE FOUNDATION
10. STOP BAR/STOP SIGN
11. DUMPSTER ENCLOSURE
12. TYPICAL RETAINING WALL SECTION W/RAILING
12A. TYPICAL RETAINING WALL SECTION W/RAILING
13. BOLLARD DETAIL
14. FENCE DETAIL (4' DECORATIVE ALUMINUM)
15. POURED IN PLACE RUBBER & FENCE @ PLAYGROUND
16. CONCRETE STEPS

SITE PLAN SHEET KEYNOTES

1. 4" TOPSOIL & SEED IF NO PLANTINGS-SEE LANDSCAPING PLAN
2. MATCH EXISTING CURB OR RUN OUT IN 2'-0"
3. 4" WIDE PAINTED YELLOW PAVEMENT STRIPES
4. 4" WIDE PAINTED YELLOW PAVEMENT STRIPES @ 45° AND 2'-0" O.C.
5. INSTALL 6' LONG RECYCLED RUBBER PARKING BUMPER, "PARK IT" BY GNR TECHNOLOGIES OR EQUAL
6. "RESERVED FOR ZIPCAR" SIGN
7. JUNCTION BOX FOR FUTURE CAR CHARGING STATION
8. CAR CHARGING STATION
9. TRANSFORMER PAD - SEE ELECTRICAL PLANS FOR DIMENSIONS
10. GENERATOR PAD - SEE ELECTRICAL PLANS FOR DIMENSIONS

SITE PLAN PROPOSED LEGEND

- PROPERTY LINE
- PROPOSED SIGN
- PROPOSED CONCRETE PAVEMENT/SIDEWALK
- PROPOSED CURB
- NUMBER OF PARKING SPACES
- DOOR LOCATION
- E.P. EDGE OF PAVEMENT
- LIGHTING FIXTURES
- SAW CUT LINE
- DETECTABLE WARNING SURFACE
- FENCING

SITE DATA

CURRENT ZONING: D-R RESIDENTIAL CAMPUS

	REQUIRED	PROVIDED
LOT DIMENSIONS:		
LOT AREA (MIN)	N/A	2.72 ACRES
LOT WIDTH (MIN)	N/A	320'
LOT COVERAGE:		
BUILDING COVERAGE: (MAX)	80%	33.80%
IMPERVIOUS COVERAGE: (MAX)	90%	70.17%
BUILDING SETBACKS:		
FRONT (MIN)	0'	0'
CORNER SIDE YARD (MIN)	0'	0'
INTERIOR SIDE YARD (MIN)	0'	71.92'
REAR YARD	0'	9.0'
BUILDING HEIGHT (MAX):	66.0'	
STORY HEIGHT (MIN/MAX)	0'/4'	0'/4'
TRANSPARENCY (MIN)		
GROUND FLOOR - FRONT	20%	66.0%
GROUND FLOOR CORNER SIDE	20% RESIDENTIAL, 40% OTHER USES	68.0%
UPPER FLOOR FRONT & CORNER SIDE	20%	65.0%
OPEN SPACE	10%	11.53%
INTERIOR GREENSPACE:	10%	10.00%
BICYCLE PARKING: RESIDENTIAL	1 PER 5 UNITS(20 MAX) , 90% LONG TERM	20 LONG TERM & 2 SHORT TERM
BICYCLE PARKING: RETAIL	1 PER 3,000 SF	2 SPACES
PARKING:	PER TDM	120 (INCLUDES 5 ACCESSIBLE)

NOTICE

This document, the property of, prepared and issued by the architect, is submitted for the specific project namely _____ and the recipient by accepting this document assumes custody and agrees that this document will not be copied or reproduced in part or in whole, and any special features peculiar to this design shall not be incorporated in any other project, unless prior agreement has been obtained in writing. These documents will be returned immediately upon completion of the project or upon the request of the architect.
This document is the exclusive property of the architect, no rights to ownership are transferable, or shall be lost by the filing of this document with any and all public authorities for the purpose of compliance with Codes and or Ordinances, i.e. Building Permit, etc.

OWNER:
SAA|EVI

GENERAL CONTRACTOR:
KULBACK'S General Contractors & Construction Managers

C&S COMPANIES®
C&S Engineers, Inc.
141 Elm St. Suite 100
Buffalo, New York 14203
Phone: 716-847-1630
Fax: 716-847-1454
www.cscos.com

PILGRIM VILLAGE - FAMILY BUILDING 1

1,100 Michigan Ave.
Buffalo, NY 14207

ISSUE:

BID & PERMIT SET	01/22/21
(C) BUFFALO COMMENTS	05/12/21
(C) BUFFALO COMMENTS	06/02/21
3	11/30/21

SA PROJECT TEAM: PRINCIPAL P. Silvestri
PROJ. ARCH. D. Nardozzi JOB CAPT. J. Somers
INTERIORS A. Nagle DRAFTER W. Marnhardt

SEAL:
STATE OF NEW YORK · PETER J. O'BRIEN · 072551 · LICENSED PROFESSIONAL ENGINEER

TITLE:
Site Plan

SILVESTRI ARCHITECTS · PC
1321 MILLERSPORT HWY
AMHERST, NY 14221
PH. 716.691.0900
FAX 716.691.4773

SA JOB #: 20000.01
DATE: 01/22/21

DRAWING #: C-101

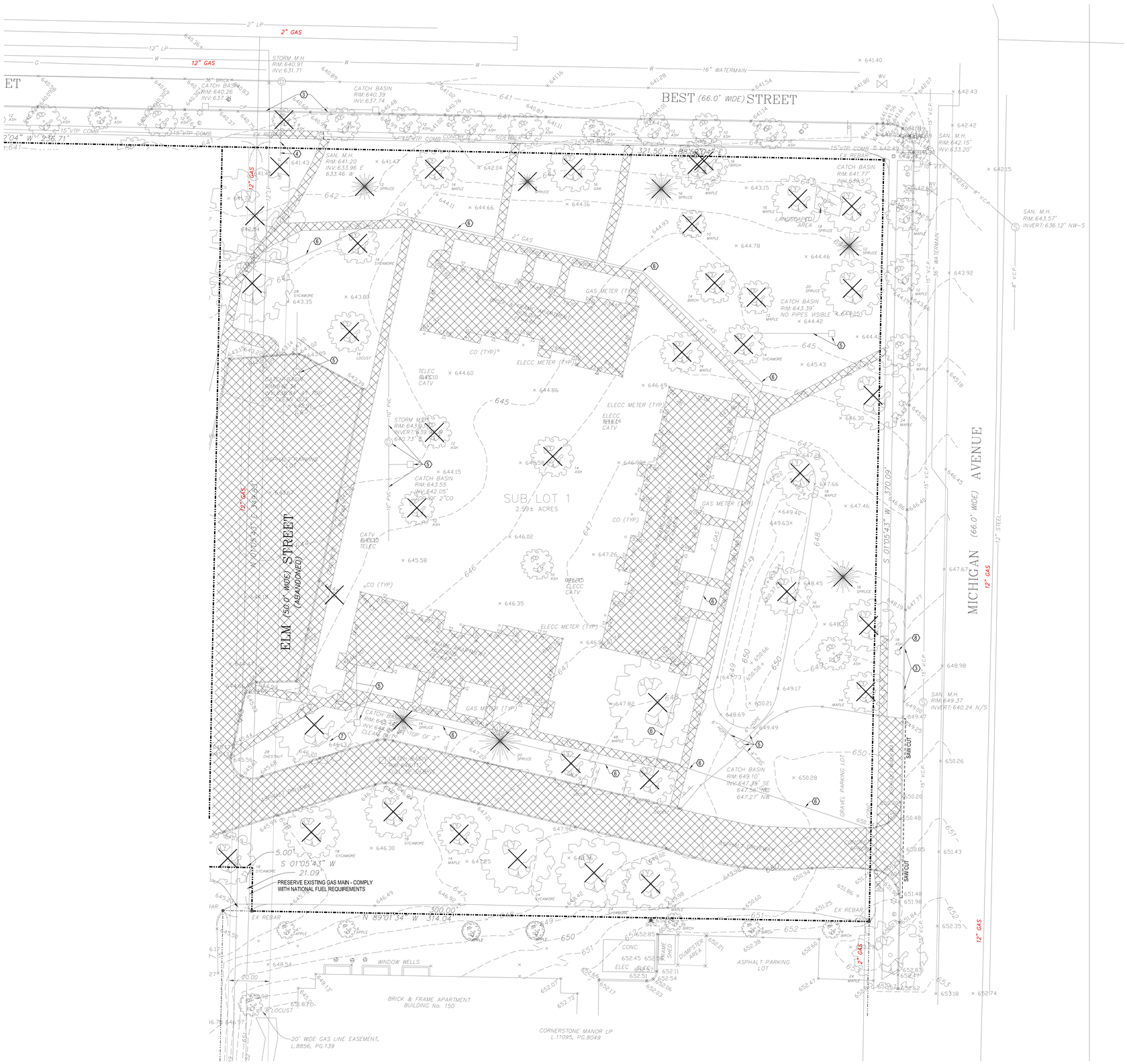

DEMOLITION PLAN NOTES

1. CONTRACTOR TO REMOVE & DISPOSE OF ALL ITEMS INDICATED & ANY ITEMS INCIDENTAL TO THE CONSTRUCTION AS REQUIRED.

2. CONTRACTOR SHALL PROTECT/PRESERVE ALL EXISTING ITEMS TO REMAIN, INCLUDING, BUT NOT LIMITED TO BUILDINGS, PAVEMENT, OVERHEAD & BURIED UTILITIES, TREES LANDSCAPING, ETC. DAMAGE TO ITEMS SCHEDULED TO REMAIN SHALL BE REPAIRED OR REPLANTED AT NO ADDITIONAL COST TO THE OWNER.

3. UTILITIES SHOWN ARE APPROXIMATE. CONTRACTOR SHALL HAVE ALL UNDER -GROUND FACILITIES LOCATED AND MARKED PRIOR TO EXCAVATION/DEMOLITION/ CONSTRUCTION.

4. ALL UTILITY TERMINATIONS SHALL BE IN ACCORDANCE W/ THE APPLICABLE UTILITY COMPANY REQUIREMENTS.

5. CONTRACTOR SHALL LEGALLY DISPOSE OF ALL MATERIALS/DEBRIS REMOVED FROM THE SITE.

6. CONTRACTOR TO OBTAIN HIGHWAY WORK PERMIT PRIOR TO THE START OF CONSTRUCTION. CALL FOR STAKEOUT OF UTILITIES BEFORE STARTING WORK. NOTIFY ENGINEER OR OWNER'S REPRESENTATIVE OF ANY DISCREPANCIES FOUND IN THE FIELD.

7. THIS PLAN IS PREPARED FROM A SURVEY SHOWING KNOWN SURFACE FEATURES. IT IS INTENDED AS A GUIDE TO THE CONTRACTOR, NOT AS A COMPLETE AND UNIVERSAL DEMOLITION PLAN. SEE THE SITE PLAN. MORE FEATURES (NOT INDICATED) MAY REQUIRE DEMOLITION TO CONSTRUCT THE SITE PLAN. CONTRACTOR MUST VISIT THE SITE TO CONFIRM DEMOLITION EFFORT PRIOR TO BIDDING.

8. REMOVE CONCRETE SIDEWALK AND/OR PAVEMENT TO THE LIMITS INDICATED. SAW CUT CONCRETE TO THE NEAREST EXISTING CONTROL/EXPANSION JOINT.

9. BUILDING DEMOLITION SHALL BE IN ACCORDANCE WITH ALL LOCAL, STATE, AND FEDERAL REQUIREMENTS/REGULATIONS.

10. MAINTAIN STORM SEWER CONTINUITY & POSITIVE DRAINAGE DURING DEMOLITION, REMOVAL & CONSTRUCTION OF STORM SEWERS & INLETS.

11. BACKFILL ALL UTILITY REMOVALS WITH SELECT FILL.

12. REMOVE EXISTING ELECTRIC, GAS, WATER SERVICES TO BUILDINGS BEING DEMOLISHED. MAINTAIN SERVICES TO BUILDINGS TO REMAIN.

DEMOLITION PLAN SHEET KEYNOTES

1. REMOVE EXISTING CONCRETE PAVEMENT & SUBBASE
2. REMOVE EXISTING SIDEWALK & SUBBASE
3. SAW CUT EXISTING CURB FLUSH WITH PAVEMENT FOR NEW DRIVEWAY
4. REMOVE EXISTING 18-INCH VTP AND BULKHEAD PIPE
5. REMOVE EXISTING STORM STRUCTURES AND PIPING
6. REMOVE EXISTING GAS PIPING - COORDINATE WITH NATIONAL FUEL
7. REMOVE EXISTING WATER SYSTEM INCLUDING HYDRANTS,VALVES, PIPING, ETC.
8. REMOVE AND REINSTALL EXISTING LIGHTPOLE

DEMOLITION PLAN LEGEND

BUILDING/CONCRETE/ASPHALT PAVEMENT & CURBS TO BE REMOVED

ITEM TO BE REMOVED

SAW CUT

PLAN NORTH

20' 20 0 20 40Ft.

NOTICE

This document, the property of, prepared and issued by the architect, is submitted for the specific project namely _____ and the recipient by accepting this document assumes custody and agrees that this document will not be copied or reproduced in part or in whole, and any special features peculiar to this design shall not be incorporated in any other project, unless prior agreement has been obtained in writing.These documents will be returned immediately upon completion of the project or upon the request of the architect.

This document is the exclusive property of the architect, no rights to ownership are transferable, or shall be lost by the filing of this document with any and all public authorities for the purpose of compliance with Codes and or Ordinances, i.e. Building Permit, etc.

OWNER:

SAA|EVI

GENERAL CONTRACTOR:

KULBACK'S General Contractors & Construction Managers

C&S COMPANIES®

C&S Engineers, Inc.
141 Elm St. Suite 100
Buffalo, New York 14203
Phone: 716-847-1630
Fax: 716-847-1454
www.cscos.com

PILGRIM VILLAGE - FAMILY BUILDING 1

1,100 Michigan Ave.
Buffalo, NY 14207

ISSUE:

BID & PERMIT SET	01/22/21
(C) BUFFALO COMMENTS	05/12/21
(C) BUFFALO COMMENTS	06/02/21

SA PROJECT TEAM: PRINCIPAL P.Silvestri
PROJ. ARCH. D. Nardozzi JOB CAPT. J. Somers
INTERIORS A. Nagle DRAFTER W.Manhardt

SEAL:

A STATE OF NEW YORK · VICTOR L. ORIBEL · 078818 · LICENSED PROFESSIONAL ENGINEER

TITLE:

Demolition Plan

SILVESTRI ARCHITECTS · PC

1321 MILLERSPORT HWY
AMHERST, NY 14221
PH. 716.691.0900
FAX 716.691.4773

SA JOB #: 20000.01

DATE: 01/22/21

DRAWING #: C-102

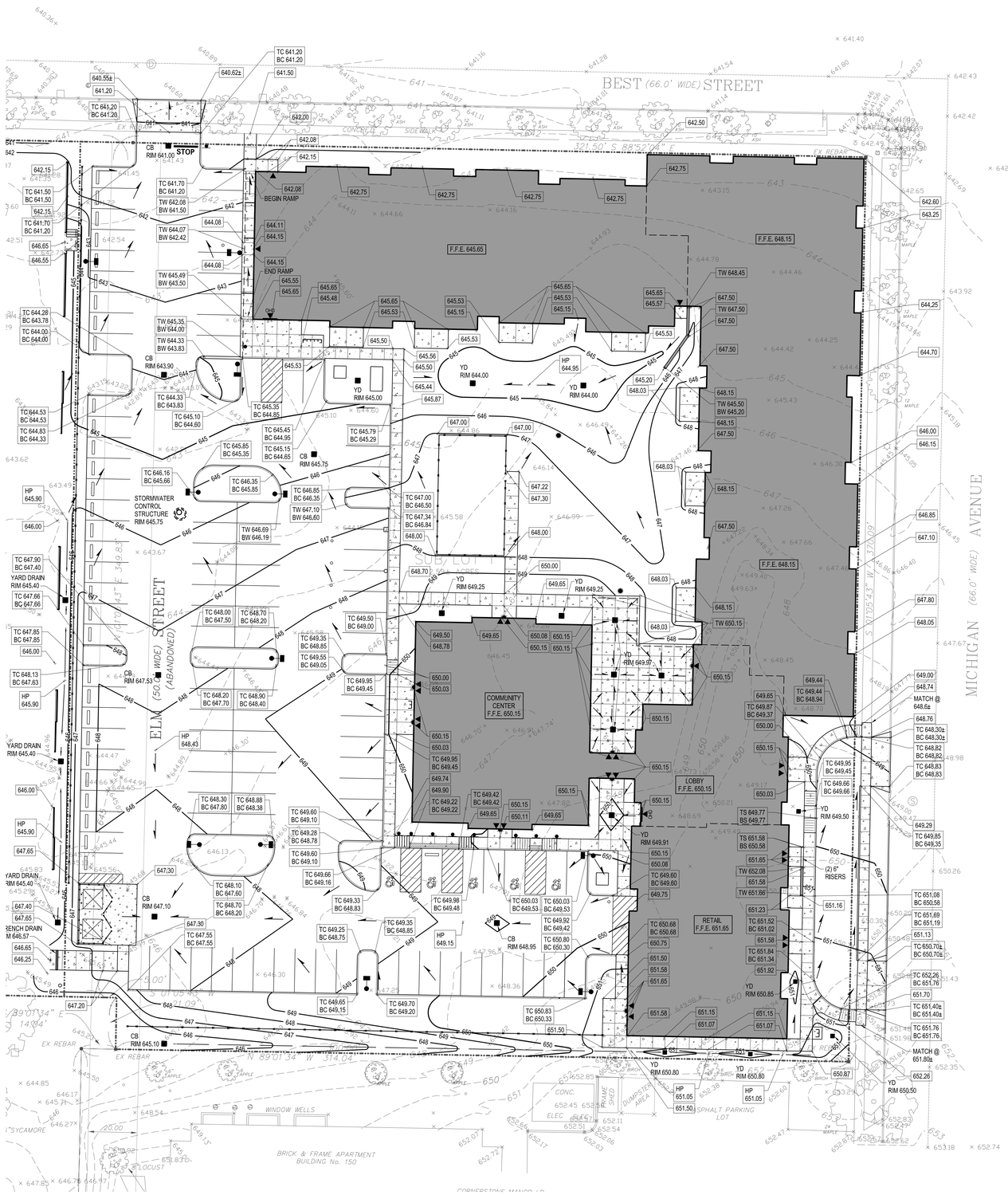

NOTES

1. UNLESS NOTED OTHERWISE, PROVIDE 1.5% CROSS SLOPE ON ALL SIDEWALKS

GRADING PLAN LEGEND

	PROPERTY LINE
	PROPOSED CURB
× 646.02	EXISTING POINT ELEVATION
645.00	PROPOSED POINT ELEVATION
645	EXISTING CONTOUR
645	PROPOSED CONTOUR
TC	TOP OF CURB
BC	BOTTOM OF CURB
HP	HIGH POINT
TW	TOP OF WALL
TS	TOP OF STEP
BS	BOTTOM OF STEP
	FLOW DIRECTION

20 0 20 40 Ft.

PLAN NORTH

NOTICE

This document, the property of, prepared and issued by the architect, is submitted for the specific project namely _____ and the recipient by accepting this document assumes custody and agrees that this document will not be copied or reproduced in part or in whole, and any special features peculiar to this design shall not be incorporated in any other project, unless prior agreement has been obtained in writing.These documents will be returned immediately upon completion of the project or upon the request of the architect.

This document is the exclusive property of the architect, no rights to ownership are transferable, or shall be lost by the filing of this document with any and all public authorities for the purpose of compliance with Codes and or Ordinances, i.e. Building Permit, etc.

OWNER:

SAA|EVI

GENERAL CONTRACTOR:

KULBACK'S General Contractors & Construction Managers

C&S COMPANIES®
C&S Engineers, Inc.
141 Elm St. Suite 100
Buffalo, New York 14203
Phone: 716-847-1630
Fax: 716-847-1454
www.cscos.com

PILGRIM VILLAGE - FAMILY BUILDING 1

1,100 Michigan Ave.
Buffalo, NY 14207

ISSUE:

BID & PERMIT SET	01/22/21
(C) BUFFALO COMMENTS	05/12/21
(C) BUFFALO COMMENTS	06/02/21

SA PROJECT TEAM: PRINCIPAL P. Silvestri
PROJ. ARCH. D. Nardozzi JOB CAPT. J. Somers
INTERIORS A. Nagle DRAFTER W.Manhardt

SEAL:

STATE OF NEW YORK VICTOR J. O'BRIEN 076818 LICENSED PROFESSIONAL ENGINEER

TITLE:

Grading Plan

SILVESTRI ARCHITECTS · PC
1321 MILLERSPORT HWY
AMHERST, NY 14221
PH. 716.691.0900
FAX 716.691.4773

SA JOB #: 20000.01

DATE: 01/22/21

DRAWING #: C-103

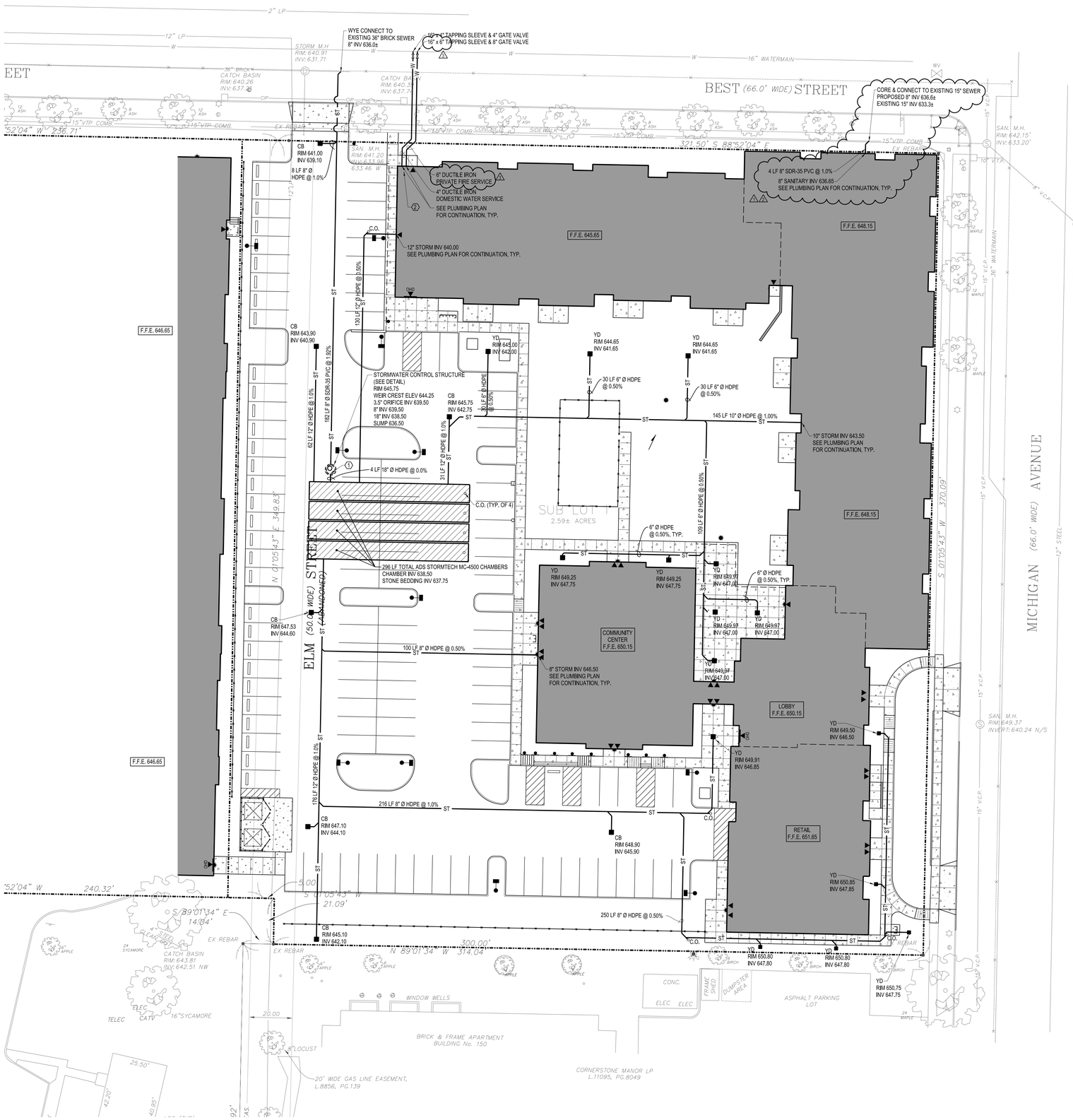

UTILITY PLAN SHEET KEYNOTES

1. INSTALL TIDEFLEX VALVE ON 18" INLET PIPE
2. METER & BACKFLOW PREVENTION DEVICES TO BE PROVIDED WITHIN BUILDING. REFER TO ARCHITECTURAL & MEP PLANS.

UTILITY PLAN LEGEND

EXISTING SANITARY SEWER	S
EXISTING STORM SEWER	
EXISTING WATER MAIN	W
EXISTING ELECTRIC	E
EXISTING GAS	G
PROPOSED SANITARY SEWER	SA
PROPOSED STORM SEWER	ST
PROPOSED WATER MAIN	W
PROPOSED ELECTRIC	E
PROPOSED GAS	G
PROPOSED HYDRANT	
PROPOSED MANHOLE	
PROPOSED CATCH BASIN	
PROPOSED YARD DRAIN	YD
PROPOSED CLEAN OUT	C.O.
PROPOSED LIGHT STANDARD	

NOTICE

This document, the property of, prepared and issued by the architect, is submitted for the specific project namely _____ and the recipient by accepting this document assumes custody and agrees that this document will not be copied or reproduced in part or in whole, and any special features peculiar to this design shall not be incorporated in any other project, unless prior agreement has been obtained in writing. These documents will be returned immediately upon completion of the project or upon the request of the architect.
This document is the exclusive property of the architect, no rights to ownership are transferable, or shall be lost by the filing of this document with any and all public authorities for the purpose of compliance with Codes and or Ordinances, i.e. Building Permit, etc.

OWNER:

SAA|EVI

GENERAL CONTRACTOR:

KULBACK'S General Contractors & Construction Managers

C&S COMPANIES®
C&S Engineers, Inc.
141 Elm St. Suite 100
Buffalo, New York 14203
Phone: 716-847-1630
Fax: 716-847-1454
www.cscos.com

PILGRIM VILLAGE - FAMILY BUILDING 1

1,100 Michigan Ave.
Buffalo, NY 14207

ISSUE:

BID & PERMIT SET	01/22/21
(C) BUFFALO COMMENTS	05/12/21
(C) BUFFALO COMMENTS	06/02/21
1	11/30/21

SA PROJECT TEAM: PRINCIPAL P. Silvestri
PROJ. ARCH. D. Nardozzi JOB CAPT. J. Somers
INTERIORS A. Nagle DRAFTER W. Manhardt

SEAL:

STATE OF NEW YORK · STEVEN J. O'BRIEN · 076819 · LICENSED PROFESSIONAL ENGINEER

SILVESTRI ARCHITECTS · PC
1321 MILLERSPORT HWY
AMHERST, NY 14221
PH. 716.691.0900
FAX 716.691.4773

TITLE:

Utility Plan

SA JOB #: 20000.01

DATE: 01/22/21

DRAWING #: C-104

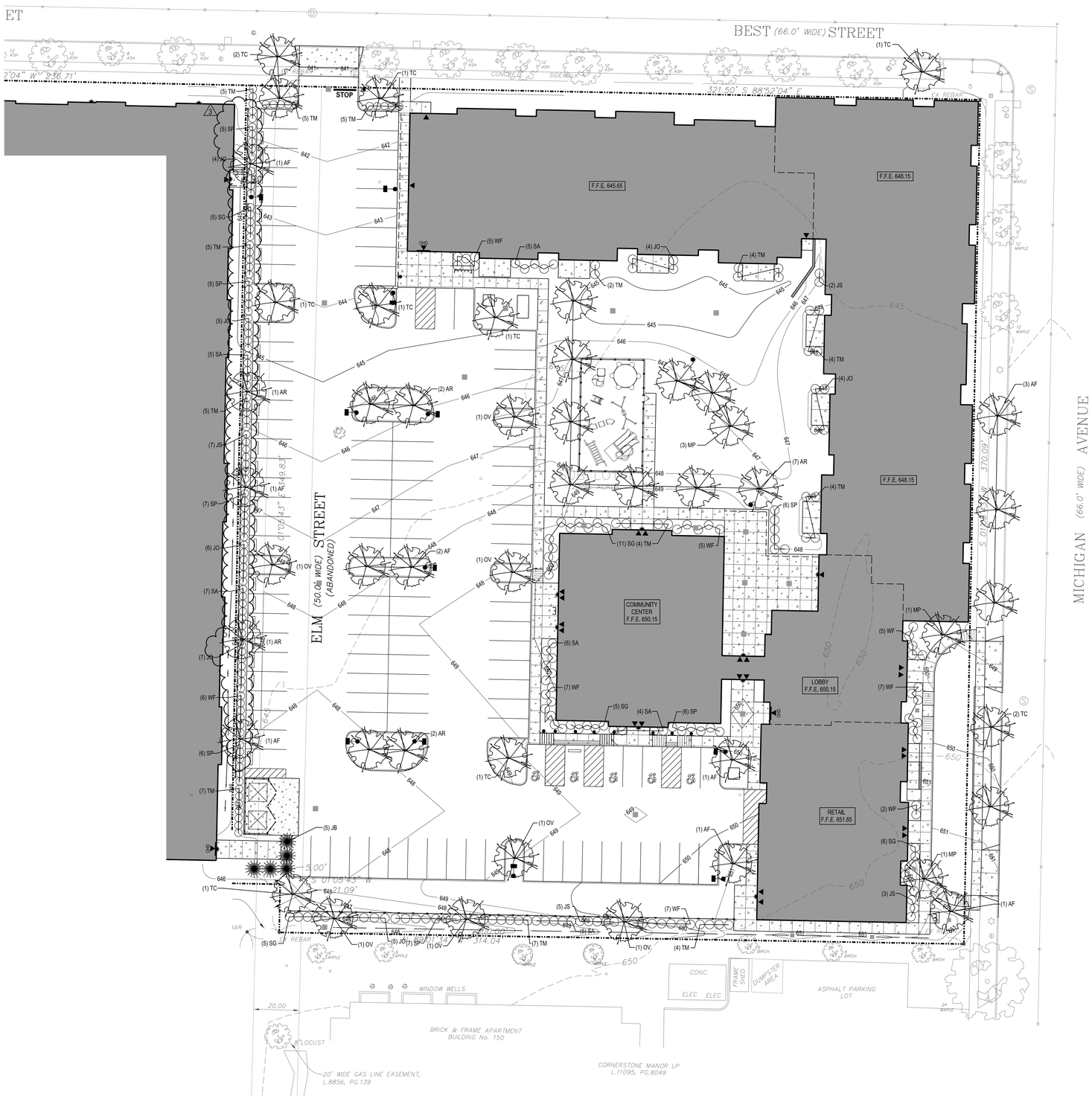

PLANTING SPECIFICATION

1. SCOPE OF WORK
   A. THIS WORK SHALL CONSIST OF PERFORMING, CLEARING, AND GRUBBING, SOIL PREPARATION, FINISH GRADING, PLANTING AND DRAINAGE INCLUDING ALL LABOR MATERIALS, TOOLS, EQUIPMENT, AND ANY OTHER APPURTENANCES NECESSARY FOR FOR THE COMPLETION OF THIS PROJECT.
2. MATERIALS
   A. PLANTS - ALL PLANTS SHALL BE HEALTHY, OF NORMAL GROWTH, WELL ROOTED FREE FROM DISEASE AND INSECTS. QUALITY AND PLANT MATERIAL SHALL CONFORM CONFORM TO THE AMERICAN ASSOCIATION OF NURSERYMAN STANDARDS FOR NURSERY STOCK AND BE OF NUMBER ONE GRADE.
   B. VARIETIES AND SIZES OF PLANTS SHALL BE AS SHOWN ON DRAWINGS.
3. FERTILIZER
   A. FERTILIZER SHALL BE MILORGANITE (6-2-0)
4. GENERAL WORK PROCEDURES
   A. LANDSCAPE WORK SHALL BE ACCORDING TO THE WORKMANLIKE STANDARDS ESTABLISHED FOR LANDSCAPE CONSTRUCTION AND PLANTING.
5. WEEDING
   A. BEFORE AND DURING PRELIMINARY GRADING AND FINISH GRADING, ALL WEEDS AND GRASSES SHALL BE DUG OUT BY THE ROOTS AND DISPOSED OF AT THE CONTRACTOR'S EXPENSE.
6. SOIL CONDITIONING
   A. CULTIVATE ALL AREAS TO BE PLANTED TO A DEPTH OF 6". ALL DEBRIS EXPOSED FROM EXCAVATION AND CULTIVATION SHALL BE DISPOSED OF AT THE CONTRACTOR'S EXPENSE.
7. PLANTING
   POSITION TREES AND SHRUBS AT THEIR INTENDED LOCATIONS AS PER THE PLANS AND SECURE THE APPROVAL OF THE LANDSCAPE ARCHITECT BEFORE EXCAVATING PITS, MAKING NECESSARY ADJUSTMENTS AS DIRECTED.
   A. PLANTING PITS SHALL BE DUG WITH LEVEL BOTTOMS, AS SHOWN ON THE PLANTING DETAILS.
   - 3 PARTS TOPSOIL
   - 1 PART PEAT MOSS OR COMPOST
   - 1/3 PART MILORGANITE FERTILIZER
   B. PREPARED SOIL SHALL BE TAMPED FIRMLY AT BOTTOM OF PIT. FILL PREPARED SOIL AROUND BALL OF PLANT ½ WAY, AND WATER. COMPLETE BACK-FILLING AND WATER THOROUGHLY.
   C. ALL PLANTS SHALL BE SET SO THAT, WHEN SETTLED, THEY BEAR THE SAME RELATION TO THE REQUIRED GRADE AS THEY BORE TO THE NATURAL GRADE BEFORE BEING TRANSPLANTED.
   D. IMMEDIATELY AFTER PLANTING, STAKE ALL TREES WITH 3 CEDAR STAKES PER TREE.
   E. PREPARE RAISED EARTH SAUCER AS WIDE AS PLANTING HOLE OF EACH PLANT.
   F. WATER IMMEDIATELY AFTER PLANTING. WATER SHALL BE APPLIED TO EACH TREE AND SHRUB IN SUCH MANNER AS NOT TO DISTURB BACKFILL AND TO THE EXTENT THAT ALL MATERIALS IN THE PLANTING HOLE ARE THOROUGHLY SATURATED.
   G. AFTER SHRUB BEDS AND TREE SAUCERS ARE BACKFILLED AND FINE GRADED MULCH WITH 3" DEPTH OF DARK, SHREDDED HARDWOOD BARK MULCH.
8. FINISH GRADING
   A. PLUS/MINUS ,1 FOOT OF FINISH GRADE.
   B. ALL LAWN AND PLANTING AREAS SHALL BE GRADED TO A SMOOTH, EVEN UNIFORM PLANE WITH NO ABRUPT CHANGE OF SURFACE. SOIL AREAS ADJACENT TO THE BUILDING SHALL SLOPE AWAY FROM THE BUILDING.
   C. ALL PLANTING AREAS SHALL BE GRADED AND MAINTAINED TO ALLOW FREE FLOW OF SURFACE WATER.
9. GUARANTEE
   A. CONTRACTOR SHALL GUARANTEE ALL PLANTS FOR A PERIOD OF ONE (1) YEAR.
10. CLEAN-UP
   A. UPON THE COMPLETION OF ALL PLANTING WORK AND BEFORE FINAL ACCEPTANCE, THE CONTRACTOR SHALL REMOVE ALL MATERIAL, EQUIPMENT, AND DEBRIS RESULTING FROM HIS WORK. ALL ACCEPTABLE CONDITIONS AS APPROVED BY THE OWNERS AUTHORIZED REPRESENTATIVE.
11. MAINTENANCE
   MAINTENANCE PERIOD TO COMMENCE AFTER FINAL INSPECTION.
   A. MAINTENANCE PERIOD FOR THIS CONTRACT SHALL BE 90 CALENDAR DAYS COMMENCING AFTER FINAL INSPECTION OF CONSTRUCTION. MAINTAIN TREES, SHRUBS AND OTHER PLANTS BY PRUNING, CULTIVATING AND WEEDING AS REQUIRED FOR HEALTHY GROWTH. RESTORE PLANTING SAUCERS. TIGHTEN AND REPAIR STAKE AND GUY SUPPORTS AND RESET TREES AND SHRUBS TO PROPER GRADES OR VERTICAL POSITION AS REQUIRED. SPRAY AS REQUIRED TO KEEP TREES AND SHRUBS FREE OF INSECTS AND DISEASE. MAINTAIN LAWNS BY WATERING, FERTILIZING, WEEDING, MOWING, TRIMMING, AND OTHER OPERATIONS SUCH AS ROLLING, REGRADING AND REPLANTING AS REQUIRED TO ESTABLISH A SMOOTH, ACCEPTABLE LAWN, FREE OF ERODED OR BARE AREAS.

PLANT LIST

KEY	QTY.	BOTANICAL NAME	COMMON NAME	MINIMUM SIZE
		TREES		
AF	11	Acer freemanii "Armstrong"	Armstrong Maple	3" Caliper
AR	13	Acer rubrum "Red Sunset"	Red Sunset Maple	3" Caliper
MP	5	Malus "Prairiefire"	Prairie Fire Crabapple	3" Caliper
OV	7	Ostrva virginiana	Hophornbeam	3" Caliper
TC	11	Tilia cordata "Greenspire"	Greenspire Linden	3" Caliper
		SHRUBS		
JB	5	Juniperus Scopulorum "Blue Moffettii"	Blue Moffett Juniper	5-6'
JO	35	Juniperus chinensis "Old Gold"	Old Gold Juniper	24-30"
JS	17	Juniperus chinensis "Sea Green"	Sea Green Juniper	24-30"
SA	32	Spiraea x bumalda "Anthony Waterer"	Anthony Waterer Spirea	18-24"
SG	32	Spiraea x bumalda "Gold Flame"	Gold Flame Spirea	18-24"
SP	42	Syringa pubesens "Miss Kim"	Miss Kim Lilac	24-30"
TM	61	Taxus x media "Densiformis"	Dense Japanese Yew	24-30"
WF	44	Weigela florida "Alexandra"	Wine & Roses Weigela	24-30"

TREE PLANTING REQUIREMENTS

NUMBER OF TREES IN CALIPER INCHES BEING REMOVED FROM SITE:	758"
NUMBER OF 3" CALIPER TREES REQUIRED FOR SITE @ 1 PER 1000 S.F. (29, 821 S.F./1000):	30
NUMBER OF 3" CALIPER TREES PROPOSED ON SITE:	54
NUMBER OF TREES REQUIRED TO BE PLANTED OFF-SITE: (758" - 54 x 3" = 596/3")	199 - 3" CALIPER TREES

NOTICE

This document, the property of, prepared and issued by the architect, is submitted for the specific project namely _____ and the recipient by accepting this document assumes custody and agrees that this document will not be copied or reproduced in part or in whole, and any special features peculiar to this design shall not be incorporated in any other project, unless prior agreement has been obtained in writing. These documents will be returned immediately upon completion of the project or upon the request of the architect.
This document is the exclusive property of the architect, no rights to ownership are transferable, or shall be lost by the filing of this document with any and all public authorities for the purpose of compliance with Codes and or Ordinances, i.e. Building Permit, etc.

OWNER:

SAA|EVI

GENERAL CONTRACTOR:

KULBACK'S General Contractors & Construction Managers

C&S COMPANIES®
C&S Engineers, Inc.
141 Elm St. Suite 100
Buffalo, New York 14203
Phone: 716-847-1630
Fax: 716-847-1454
www.cscos.com

PILGRIM VILLAGE - FAMILY BUILDING 1

1,100 Michigan Ave.
Buffalo, NY 14207

ISSUE:

BID & PERMIT SET	01/22/21
(C) BUFFALO COMMENTS	05/12/21
(C) BUFFALO COMMENTS	06/02/21
3	11/30/21

SA PROJECT TEAM: PRINCIPAL P. Silvestri
PROJ. ARCH. D. Nardozzi JOB CAPT. J. Somers
INTERIORS A. Nagle DRAFTER W. Manhardt

SEAL:

STATE OF NEW YORK · VICTOR J. OTTOBRE · 076818 · LICENSED PROFESSIONAL ENGINEER

TITLE:

Landscape Plan

SILVESTRI ARCHITECTS · PC
1321 MILLERSPORT HWY
AMHERST, NY 14221
PH. 716.691.0900
FAX 716.691.4773

SA JOB #: 20000.01

DATE: 01/22/21

DRAWING #: C-105

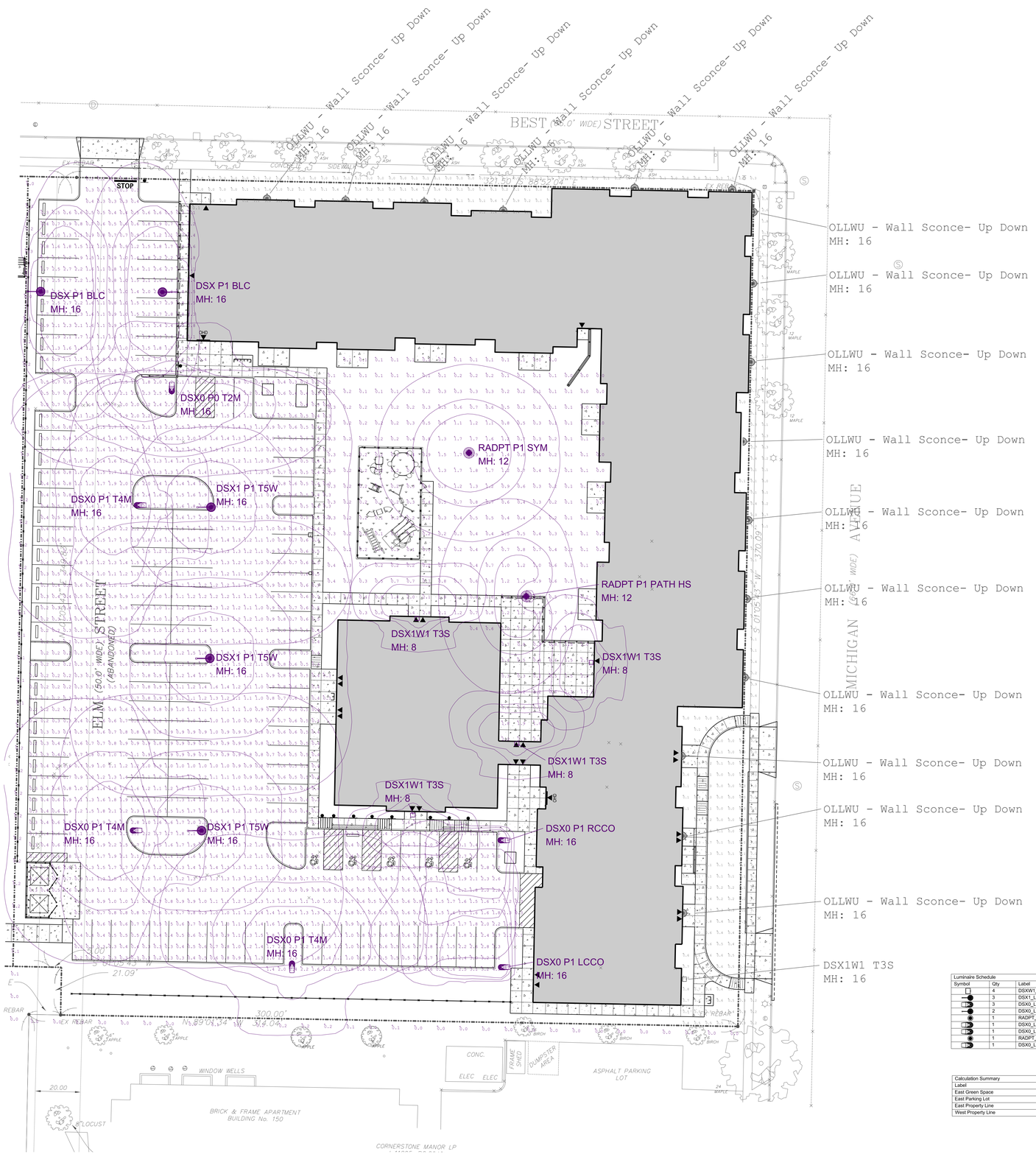

Luminaire Schedule						
Symbol	Qty	Label	Arrangement	Description	Lumens/Fixture	Total Lumens
	4	DSXW1_LED_10C_350_40K_T3S_MVO	SINGLE	DSXW1 LED 10C 350 40K T3S MVOLT	1503	6012
	3	DSX1_LED_P1_40K_T5W_MVOLT	SINGLE	DSX1 LED P1 40K T5W MVOLT	7191	21543
	3	DSX0_LED_P1_40K_T4M_MVOLT	SINGLE	DSX0 LED P1 40K T4M MVOLT	4611	13833
	2	DSX0_LED_P1_40K_BLC_MVOLT	SINGLE	DSX0 LED P1 40K BLC MVOLT	3862	7724
	1	RADPT_P1_40K_SYM	SINGLE	RADPT P1 40K SYM	3343	3343
	1	DSX0_LED_P1_40K_T2M_MVOLT	SINGLE	DSX0 LED P1 40K T2M MVOLT	4701	4701
	1	DSX0_LED_P1_40K_RCCO_MVOLT	SINGLE	DSX0 LED P1 40K RCCO MVOLT	2875	2875
	1	RADPT_P1_40K_PATH_HS	SINGLE	RADPT P1 40K PATH HS	2379	2379
	1	DSX0_LED_P1_40K_LCCO_MVOLT	SINGLE	DSX0 LED P1 40K LCCO MVOLT	2875	2875
					Total Site Lumens	65285

Calculation Summary								
Label	CalcType	Units	Avg	Max	Min	Avg/Min	Max/Min
East Green Space	Illuminance	Fc	0,52	2,8	0,0	N.A.	N.A.
East Parking Lot	Illuminance	Fc	1,10	4,3	0,1	11,00	43,00
East Property Line	Illuminance	Fc	0,10	0,3	0,0	N.A.	N.A.
West Property Line	Illuminance	Fc	0,00	0,0	0,0	N.A.	N.A.

PLAN NORTH

20' 20 0 20 40Ft.

NOTICE

This document, the property of, prepared and issued by the architect, is submitted for the specific project namely _____ and the recipient by accepting this document assumes custody and agrees that this document will not be copied or reproduced in part or in whole, and any special features peculiar to this design shall not be incorporated in any other project, unless prior agreement has been obtained in writing. These documents will be returned immediately upon completion of the project or upon the request of the architect.
This document is the exclusive property of the architect, no rights to ownership are transferable, or shall be lost by the filing of this document with any and all public authorities for the purpose of compliance with Codes and or Ordinances, i.e. Building Permit, etc.

OWNER:

SAA|EVI

GENERAL CONTRACTOR:

KULBACK'S
General Contractors & Construction Managers

C&S COMPANIES®
C&S Engineers, Inc.
141 Elm St. Suite 100
Buffalo, New York 14203
Phone: 716-847-1630
Fax: 716-847-1454
www.cscos.com

PILGRIM VILLAGE - FAMILY BUILDING 1

1,100 Michigan Ave.
Buffalo, NY 14207

ISSUE:

BID & PERMIT SET	01/22/21
(C) BUFFALO COMMENTS	05/12/21
(C) BUFFALO COMMENTS	06/02/21

SA PROJECT TEAM: PRINCIPAL P. Silvestri
PROJ. ARCH. D. Nardozzi JOB CAPT. J. Somers
INTERIORS A. Nagle DRAFTER W. Manhardt

SEAL:

STATE OF NEW YORK · STEPHEN J. O'BRIEN · 076818 · LICENSED PROFESSIONAL ENGINEER

TITLE:

Site Lighting Plan

SILVESTRI ARCHITECTS · PC
1321 MILLERSPORT HWY
AMHERST, NY 14221
PH. 716.691.0900
FAX 716.691.4773

SA JOB #: 20000.01

DATE: 01/22/21

DRAWING #: C-106

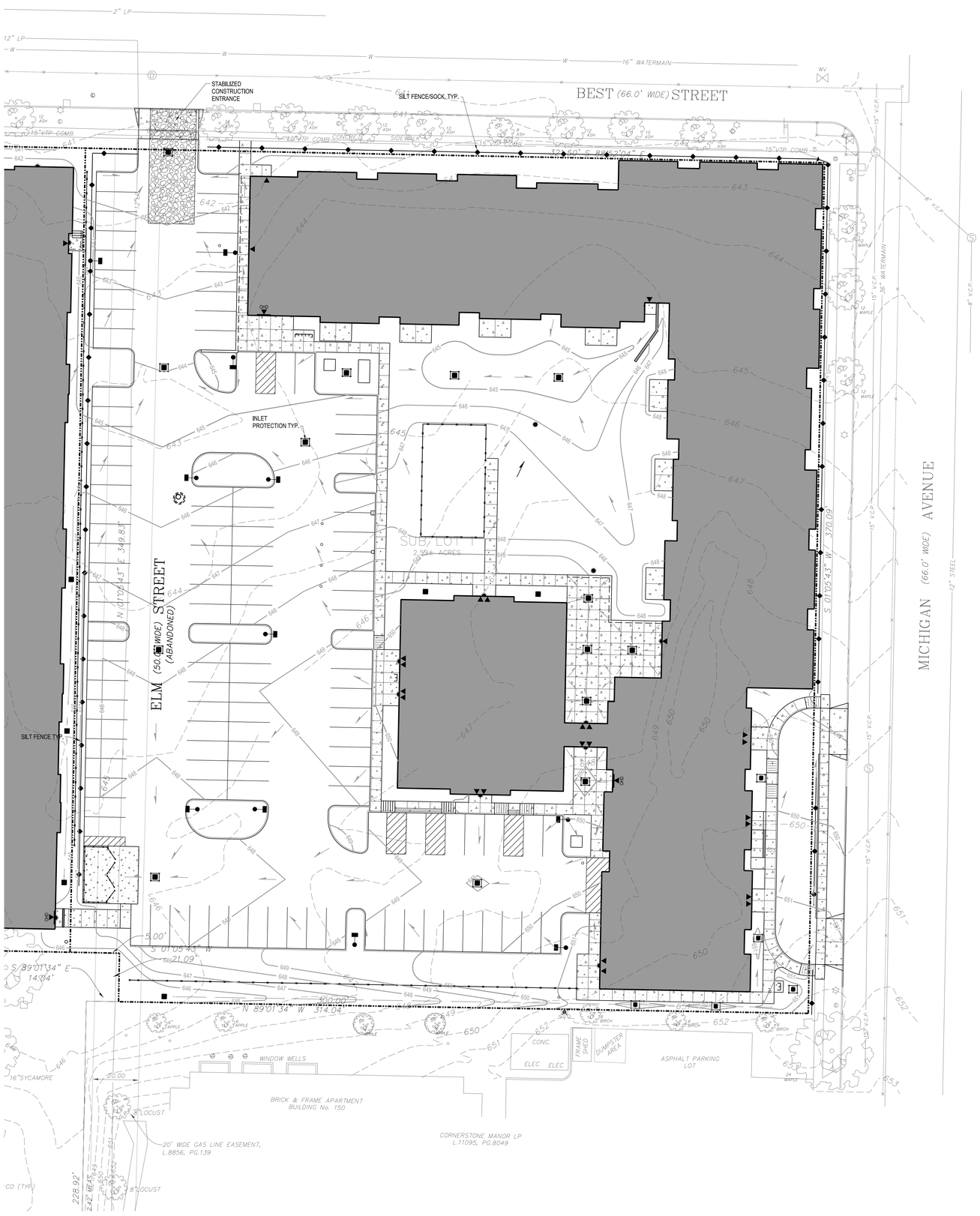

EROSION CONTROL NOTES:
THE FOLLOWING EROSION CONTROL PROCEDURE SHALL BE ADHERED TO BY THE CONTRACTOR:

1. INSTALL TEMPORARY SILT FENCE BARRIERS AS SHOWN ON THE PLAN AND AT ALL EXISTING STORMWATER CATCH BASINS AND INLET MANHOLES WITHIN THE WORK AREA TO PREVENT SEDIMENT MIGRATION. ALL SILT FENCE BARRIERS SHALL BE INSTALLED IN ACCORDANCE WITH THE DETAILS SHOWN ON THE PLANS.
2. ALL EARTHWORK SHALL FOLLOW THE PROJECT SITE SOIL MANAGEMENT PLAN AND CITY SMP. SOIL REMOVED FROM SITE SHALL BE DISPOSED OF IN ACCORDANCE WITH ALL CITY AND NYSDEC REQUIREMENTS.
3. ALL SILT FENCE BARRIERS SHALL BE REPLACED WHEREVER THEY BECOME CLOGGED OR INOPERABLE.
4. THE CONTRACTOR SHALL BE RESPONSIBLE FOR MAINTENANCE AND REMOVAL OF TEMPORARY SEDIMENTATION CONTROLS.
5. THE CONTRACTOR MUST CONTROL DUST DURING CONSTRUCTION. DURING EARTHWORK OPERATIONS, WATER-SPREADING EQUIPMENT SHALL BE PROVIDED BY THE CONTRACTOR, AND WATER SPREAD AS NECESSARY AND AS DIRECTED BY THE OWNER IN ORDER TO CONTROL DUST.
6. DIRT OR DEBRIS LEFT ON LOCAL PUBLIC ROADS AS A RESULT OF THIS CONSTRUCTION PROJECT SHALL BE REMOVED AND ROAD SURFACES CLEANED BY THE CONTRACTOR ON A DAILY BASIS.
7. ALL DISTURBED AREAS (EXCEPT AREAS TO BE PAVED OR BUILT UPON) SHALL BE TOPSOILED TO A MINIMUM 4" DEPTH AND SEEDED IMMEDIATELY AFTER FINE GRADING TAKES PLACE AND AS SOON AS PHYSICALLY POSSIBLE.
8. THE CONTRACTOR IS RESPONSIBLE FOR THE MAINTENANCE OF DOWNSTREAM STORM SEWERS, DITCHES, AND CULVERTS. SILT BUILDUP FOUND TO BE A RESULT OF THIS SITE CONSTRUCTION WORK SHALL BE REMOVED FROM DOWNSTREAM CULVERTS BY THE CONTRACTOR AT NO ADDITIONAL EXPENSE TO THE OWNER OR THE CITY.
9. IN ADDITION TO STORM WATER DISCHARGES, THE FOLLOWING NON-STORM WATER DISCHARGES MAY CONTRIBUTE TO THE RUNOFF FROM THE SITE:
   * WATER FROM WATER SERVICE FLUSHINGS
   * WATER USED TO WASH DOWN CONSTRUCTION VEHICLES (NO DETERGENTS)
   * WATER USED FOR DUST CONTROL
   * UNCONTAMINATED GROUNDWATER

THE ABOVE NON-STORM WATER FLOWS SHALL BE TREATED IN THE SAME MANNER AS STORM WATER FLOWS INDICATED HEREIN.

EROSION & SEDIMENT CONTROL PLAN LEGEND

- INLET PROTECTION
- SILT FENCE
- STABILIZED CONSTRUCTION ENTRANCE

20 0 20 40 Ft.
20'

PLAN NORTH

NOTICE
This document, the property of, prepared and issued by the architect, is submitted for the specific project namely _____ and the recipient by accepting this document assumes custody and agrees that this document will not be copied or reproduced in part or in whole, and any special features peculiar to this design shall not be incorporated in any other project, unless prior agreement has been obtained in writing. These documents will be returned immediately upon completion of the project or upon the request of the architect.
This document is the exclusive property of the architect, no rights to ownership are transferable, or shall be lost by the filing of this document with any and all public authorities for the purpose of compliance with Codes and or Ordinances, i.e. Building Permit, etc.

OWNER:
SAA|EVI

GENERAL CONTRACTOR:
KULBACK'S
General Contractors & Construction Managers

C&S COMPANIES®
C&S Engineers, Inc.
141 Elm St. Suite 100
Buffalo, New York 14203
Phone: 716-847-1630
Fax: 716-847-1454
www.cscos.com

PILGRIM VILLAGE - FAMILY BUILDING 1

1,100 Michigan Ave.
Buffalo, NY 14207

ISSUE:

BID & PERMIT SET	01/22/21
(C) BUFFALO COMMENTS	05/12/21
(C) BUFFALO COMMENTS	06/02/21

SA PROJECT TEAM: PRINCIPAL P. Silvestri
PROJ. ARCH. D. Nardozzi JOB CAPT. J. Somers
INTERIORS A. Nagle DRAFTER W. Manhardt

SEAL:
STATE OF NEW YORK · PETER J. SILVESTRI · 076819 · LICENSED PROFESSIONAL ENGINEER

TITLE:

Erosion & Sediment Control Plan

SILVESTRI ARCHITECTS · PC
1321 MILLERSPORT HWY
AMHERST, NY 14221
PH. 716.691.0900
FAX 716.691.4773

SA JOB #: 20000.01
DATE: 01/22/21

DRAWING #: C-107

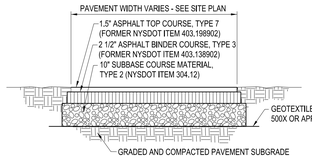

NOTE: CONSTRUCTION METHODS FOR ASPHALT PAVEMENT SHALL CONFORM TO FORMER NYSDOT STANDARD SPECIFICATION 401.3, WITH SUBBASE CONSTRUCTION METHODS CONFORMING TO NYSDOT STANDARD SPECIFICATION 304.3.

ASPHALT PAVEMENT SECTION 1
N.T.S.

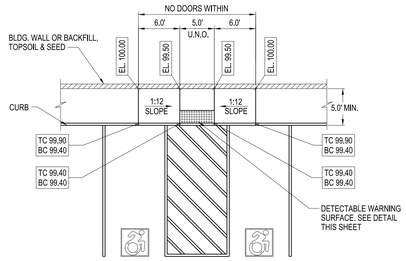

ACCESSIBLE CURB RAMP 6
N.T.S.

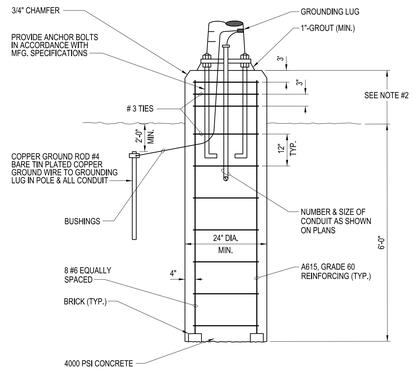

NOTES:

1. AUGER HOLES FOR FOOTING, INSPECT THE EXCAVATION & NOTIFY THE ENGINEER OF UNSUITABLE MATERIALS BEFORE PLACING THE STEEL & CONCRETE.

2. LIGHT POLE BASE SHALL BE: 30" ABOVE GRADE IN PAVED AREAS
12" ABOVE THE CURB IN LANDSCAPED AREAS
30" ABOVE GRADE IN AREAS W/O CURBING

3. FOR LOCATIONS OF LIGHT POLES, SEE SIGHT PLAN.

LIGHT POLE FOUNDATION 9
N.T.S.

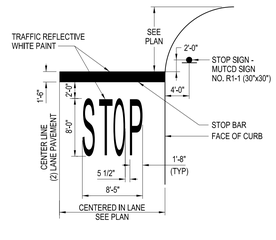

STOP BAR DETAIL 10
N.T.S.

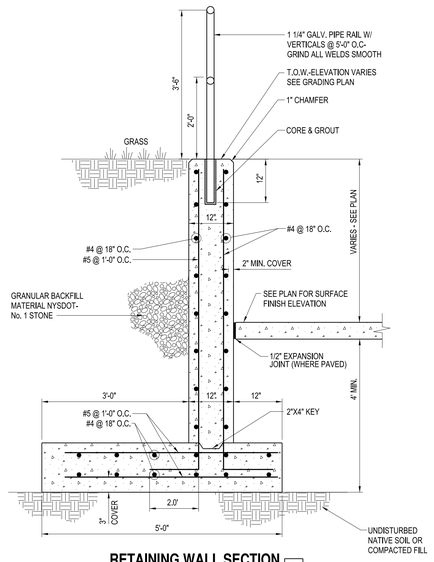

RETAINING WALL SECTION 12
N.T.S.

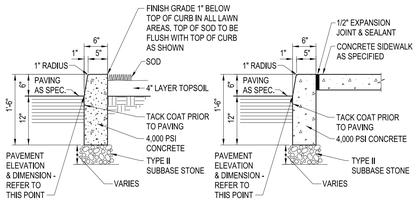

GRASS/LANDSCAPED AREAS SIDEWALK AREAS

NOTE: CONTROL JOINTS TO BE 2" DEEP AT 15'-0", SEE SPECIFICATIONS FOR FURTHER JOINT REQUIREMENTS NYSDOT 702-0700

CONCRETE CURB 2
N.T.S.

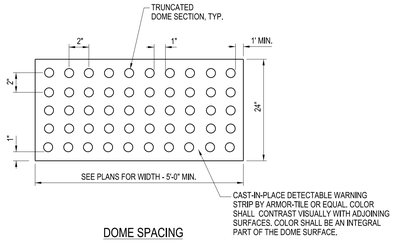

TRUNCATED DOME SECTION

DOME SPACING

NOTE:
DETECTABLE WARNING DEVICES SHALL BE PER 2010 ADA STANDARDS SECTION 705 OR THE MOST CURRENT UPDATE

DETECTABLE WARNING SURFACE
N.T.S.

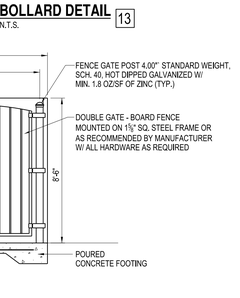

BOLLARD DETAIL 13
N.T.S.

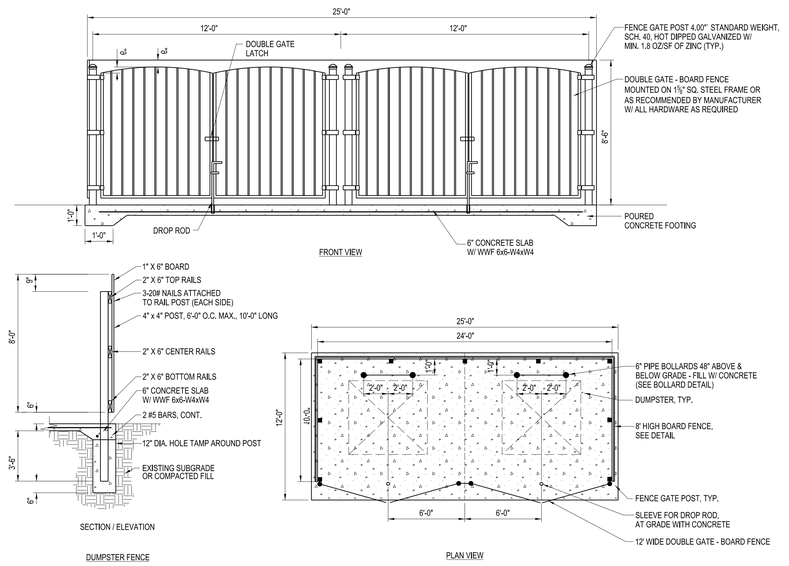

TYPICAL BOARD-FENCED DOUBLE DUMPSTER ENCLOSURE 11
N.T.S.

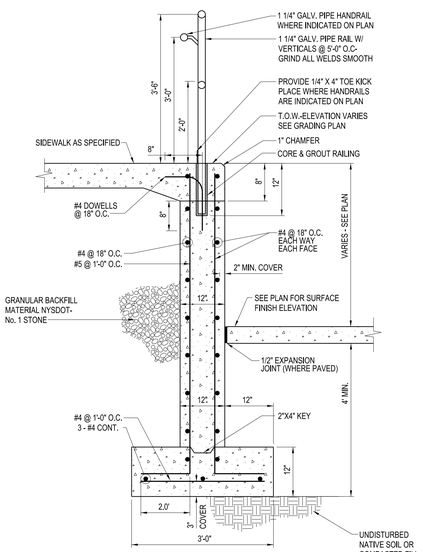

RETAINING WALL SECTION 12A
N.T.S.

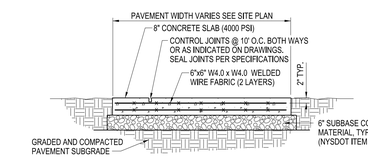

NOTE: CONCRETE PAVEMENT MATERIAL SHALL CONFORM TO NYSDOT STANDARD SPECIFICATION 501 AND CONSTRUCTION METHODS SHALL CONFORM TO NYSDOT STANDARD SPECIFICATION 502.3

EXTERIOR CONCRETE SLAB-ON-GRADE 4
N.T.S.

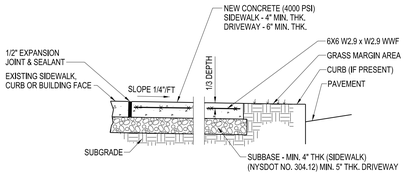

CROSS SECTION

NOTES:

1. CONTROL JOINTS TO BE AT 5'-0" O.C. BOTH WAYS OR AS SHOWN ON DRAWINGS. SEAL JOINTS PER SPECIFICATIONS.

2. CONCRETE SIDEWALK AND DRIVEWAY MATERIAL SHALL CONFORM TO NYSDOT STANDARD SPECIFICATION 501 AND CONSTRUCTION METHODS SHALL CONFORM TO NYSDOT STANDARD SPECIFICATION 608-3

CONCRETE SIDEWALK 3
N.T.S.

NOTES:

1. BOLT SIGNS TO STEEL TUBE WITH 3/8" CADMIUM PLATED BOLTS, NUTS & WASHERS.

2. SIGN LOCATION VARIES. SEE SITE PLAN.

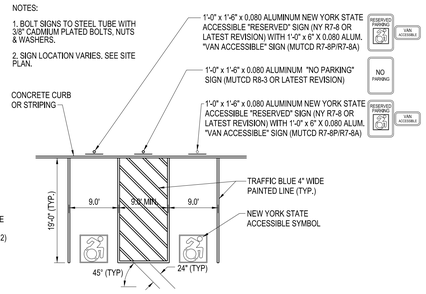

ACCESSIBLE SIGNS & MARKINGS 7
N.T.S.

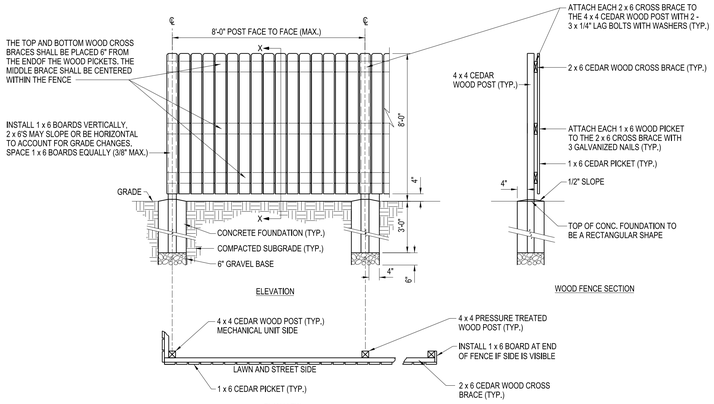

BOARD FENCE DETAIL 5
N.T.S.

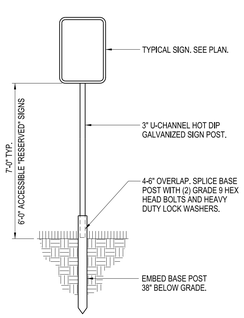

SIGN POST 8
N.T.S.

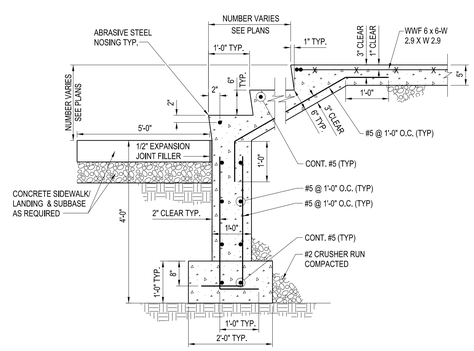

STAIR SECTION

TYPICAL EXTERIOR CONCRETE STAIR DETAIL 16
N.T.S.

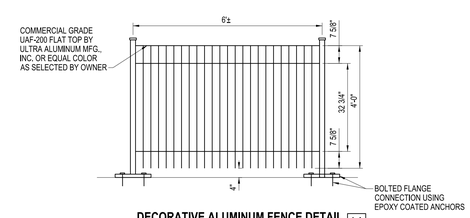

DECORATIVE ALUMINUM FENCE DETAIL 14

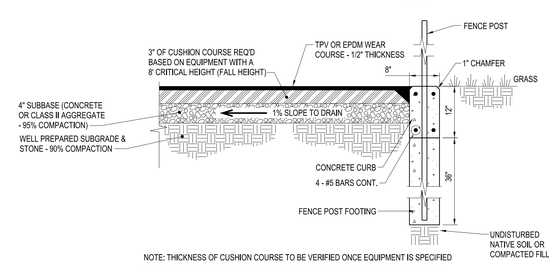

NOTE: THICKNESS OF CUSHION COURSE TO BE VERIFIED ONCE EQUIPMENT IS SPECIFIED

POURED-IN-PLACE RUBBER & FENCE @ PLAYGROUND AREA 15
NTS

NOTICE

This document, the property of, prepared and issued by the architect, is submitted for the specific project namely _____ and the recipient by accepting this document assumes custody and agrees that this document will not be copied or reproduced in part or in whole, and any special features peculiar to this design shall not be incorporated in any other project, unless prior agreement has been obtained in writing. These documents will be returned immediately upon completion of the project or upon the request of the architect.

This document is the exclusive property of the architect, no rights to ownership are transferable, or shall be lost by the filing of this document with any and all public authorities for the purpose of compliance with Codes and or Ordinances, i.e. Building Permit, etc.

OWNER:

SAA|EVI

GENERAL CONTRACTOR:

KULBACK'S General Contractors & Construction Managers

C&S COMPANIES®
C&S Engineers, Inc.
141 Elm St. Suite 100
Buffalo, New York 14203
Phone: 716-847-1630
Fax: 716-847-1454
www.cscos.com

PILGRIM VILLAGE - FAMILY BUILDING 1

1,100 Michigan Ave.
Buffalo, NY 14207

ISSUE:

BID & PERMIT SET	01/22/21
(C) BUFFALO COMMENTS	05/12/21
(C) BUFFALO COMMENTS	06/02/21

SA PROJECT TEAM:	PRINCIPAL	P.Silvestri	
PROJ. ARCH.	D. Nardozzi	JOB CAPT.	J. Somers
INTERIORS	A. Nagle	DRAFTER	W.Manhardt

SEAL:

STATE OF NEW YORK · VICTOR J. D'URSO · 075819 · LICENSED PROFESSIONAL ENGINEER

TITLE:

Site Details

SILVESTRI ARCHITECTS · PC
1321 MILLERSPORT HWY
AMHERST, NY 14221
PH. 716.691.0900
FAX 716.691.4773

SA JOB #: 20000.01

DATE: 01/22/21

DRAWING #: C-501

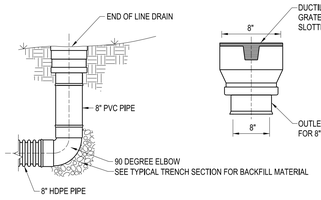

NOTE: YARD DRAIN BY NYLOPLAST OR EQUAL

10" YARD DRAIN
N.T.S.

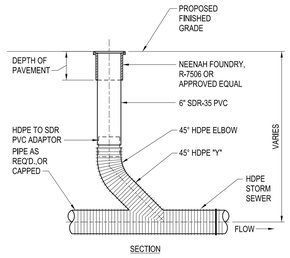

TYPICAL STORM SEWER CLEANOUT (8" & 10")
N.T.S.

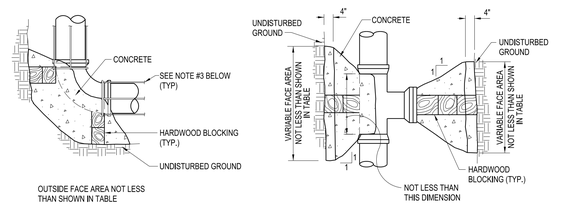

TYPICAL THRUST BLOCKING DETAILS FOR TEES, PLUGS AND BENDS

PIPE SIZE	AREA SQ. IN.	TOTAL PRESS. IN LBS.	AREA OF BLOCK IN SQUARE FEET				
			TEES PLUGS	90° BENDS	45° BENDS	22 1/2° BENDS	11 1/4° BENDS
4"	26	5,800	1.5	2.1	1.1	1.0	1.0
6"	48	10,800	2.7	3.8	2.1	1.0	1.0
8"	79	17,800	4.5	6.3	3.5	2.0	1.0
10"	114	25,700	6.4	9.0	4.9	2.5	1.25
12"	158	35,600	9.0	12.7	6.9	3.5	2.0

NOTES:
1. THRUST BLOCKS ARE TO BE CONSTRUCTED OF DRY-MIX PORTLAND CEMENT ATTAINING 3000 AT 28 DAYS.
2. THRUST BLOCKS ARE TO BE USED IN CONJUNCTION WITH LOCKING COLLARS
3. PROVIDE TIE-RODS OR MEGA-LUGS TO ALIGNMENT CONCRETE THRUST BLOCKS AS SHOWN.

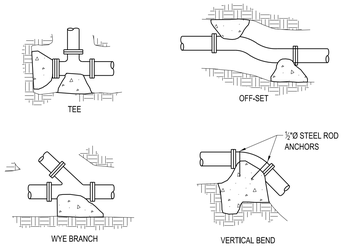

TYPICAL THRUST BLOCK PAVEMENT
N.T.S.

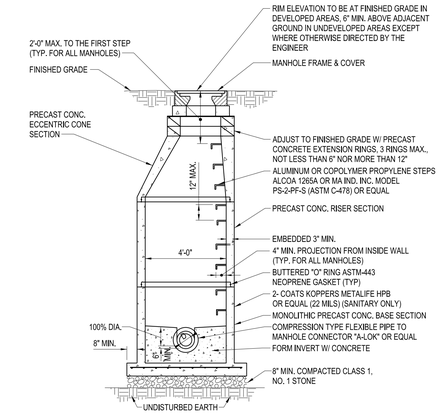

PRECAST CONCRETE SANITARY MANHOLE DETAIL
N.T.S.

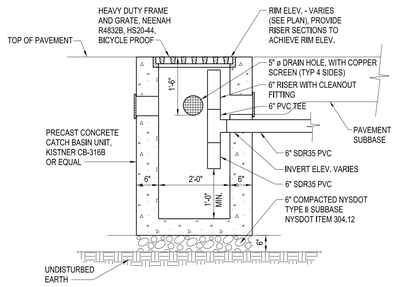

NOTE: SEE CITY OF BUFFALO DETAIL FOR ADDITIONAL INFORMATION

TYPICAL CATCH BASIN (CITY OF BUFFALO)
N.T.S.

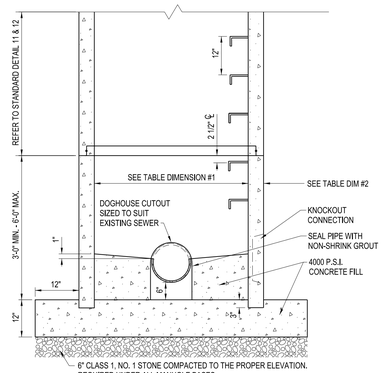

NOTE: AREA AROUND DOGHOUSE CUTOUT & PIPE TO BE MADE WATERTIGHT UTILIZING A HYDRAULIC CEMENT MIXTURE. (WATERPLUG, PRECO-PATCH OR APPROVED EQUAL.)

PIPE SIZE	DIMENSION #1	DIMENSION #2
8"-16"	4'-0" *	5"
18"	5'-0"	6"
21"-27"	5'-0"	6"
30"-36"	6'-0"	7"

* FOR DROP CONNECTIONS, INSIDE DIAMETER SHALL BE 5'-0"

PRECAST CONCRETE SANITARY DOGHOUSE MANHOLE DETAIL
N.T.S.

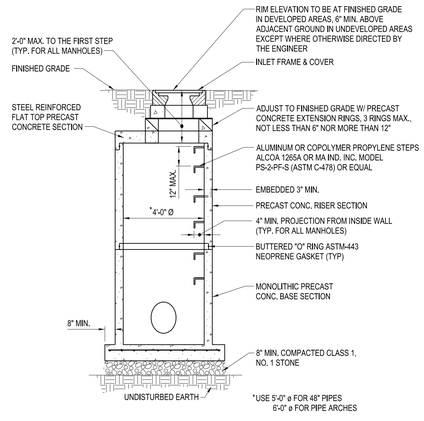

STORM MANHOLE DETAIL
N.T.S.

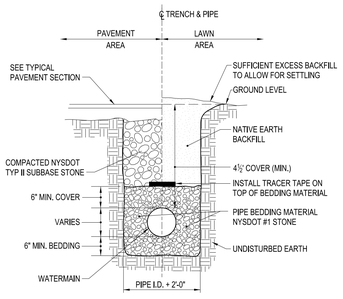

TYPICAL WATERLINE TRENCH SECTION
N.T.S.

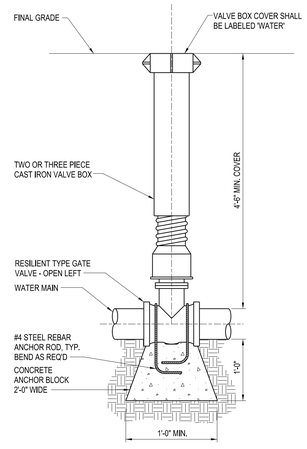

TYPICAL VALVE SETTING DETAIL
N.T.S.

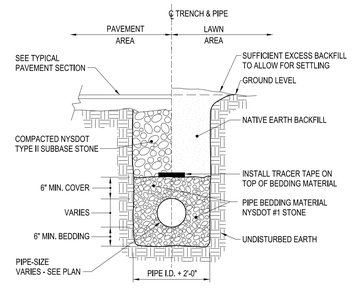

SANITARY SEWER TRENCH SECTION
N.T.S.

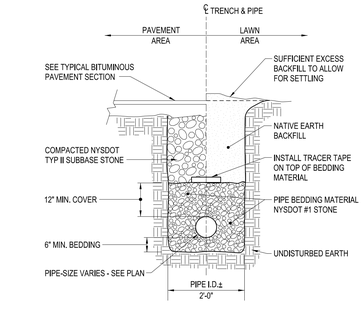

STORM PIPE TRENCH SECTION

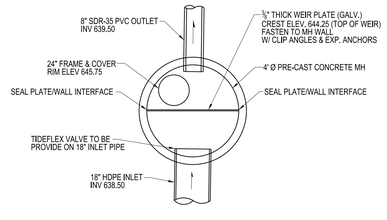

STORMWATER CONTROL STRUCTURE
N.T.S.

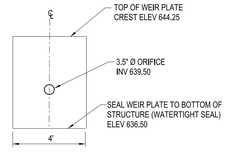

WEIR PLATE

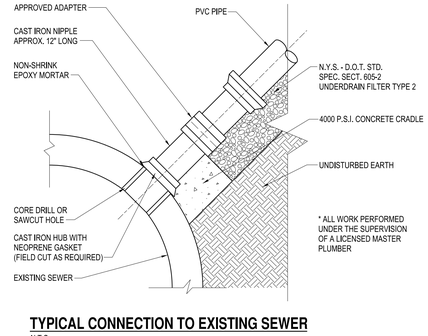

TYPICAL CONNECTION TO EXISTING SEWER
N.T.S.

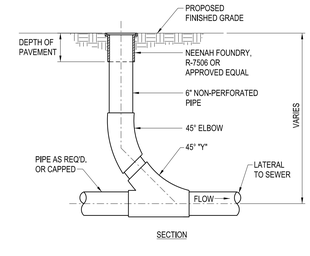

TYPICAL SANITARY SEWER CLEANOUT
N.T.S.

NOTICE
This document, the property of, prepared and issued by the architect, is submitted for the specific project namely _____ and the recipient by accepting this document assumes custody and agrees that this document will not be copied or reproduced in part or in whole, and any special features peculiar to this design shall not be incorporated in any other project, unless prior agreement has been obtained in writing. These documents will be returned immediately upon completion of the project or upon the request of the architect.
This document is the exclusive property of the architect, no rights to ownership are transferable, or shall be lost by the filing of this document with any and all public authorities for the purpose of compliance with Codes and or Ordinances, i.e. Building Permit, etc.

OWNER:
SAA|EVI

GENERAL CONTRACTOR:
KULBACK'S General Contractors & Construction Managers

C&S COMPANIES®
C&S Engineers, Inc.
141 Elm St. Suite 100
Buffalo, New York 14203
Phone: 716-847-1630
Fax: 716-847-1454
www.cscos.com

PILGRIM VILLAGE - FAMILY BUILDING 1

1,100 Michigan Ave.
Buffalo, NY 14207

ISSUE:

BID & PERMIT SET	01/22/21
(C) BUFFALO COMMENTS	05/12/21
(C) BUFFALO COMMENTS	06/02/21

SA PROJECT TEAM: PRINCIPAL P. Silvestri
PROJ. ARCH. D. Nardozzi JOB CAPT. J. Somers
INTERIORS A. Nagle DRAFTER W. Manhardt

SEAL:
STATE OF NEW YORK · PETER J. SILVESTRI · 025818 · LICENSED PROFESSIONAL ENGINEER

TITLE:
Utility Details

SILVESTRI ARCHITECTS · PC
1321 MILLERSPORT HWY
AMHERST, NY 14221
PH. 716.691.0900
FAX 716.691.4773

SA JOB #: 20000.01
DATE: 01/22/21

DRAWING #: C-502

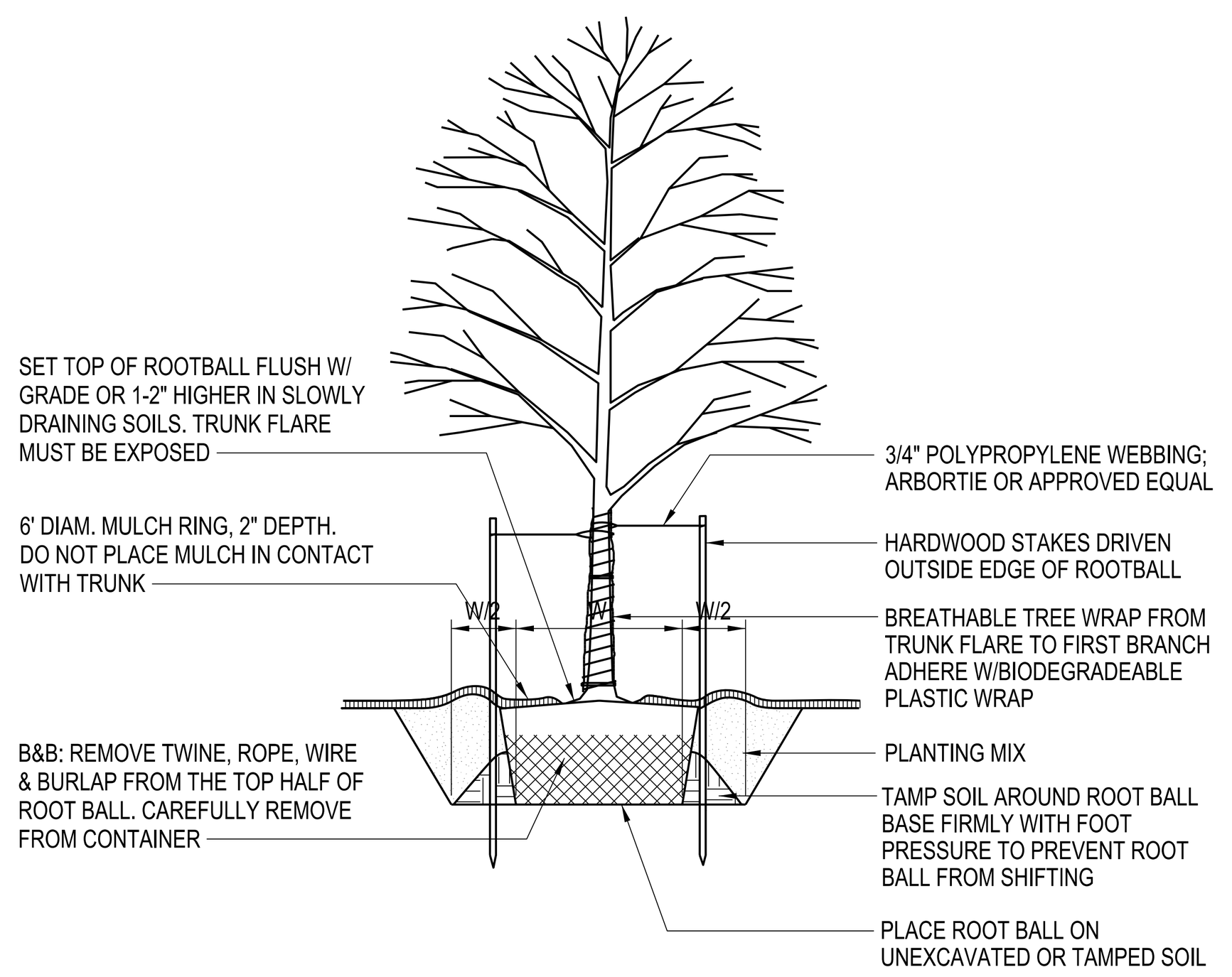

NOTES:
1. STAKE TREES AS DIRECTED BY THE LANDSCAPE ARCHITECT. STAKING WILL BE REQ'D WHEN ROOT BALLS ARE VERY SANDY OR WET CLAY, WHEN SOIL IS VERY SOFT, OR WHEN PLANTING LOCATIONS ARE WINDY.

2. TIGHTEN ARBORTIE ONLY ENOUGH TO KEEP FROM SLIPPING. ALLOW FOR SOME TRUNK MOVEMENT.

3. PRUNE ONLY CROSSING LIMBS, CO-DOMINANT LEADERS AND BROKEN OR DEAD BRANCHES.

4. TREE WRAP SHOULD BE INSTALLED AT TIME OF PLANTING AND REMOVED 12 MONTHS AFTER PLANTING.

DECIDUOUS TREE PLANTING DETAIL
N.T.S.

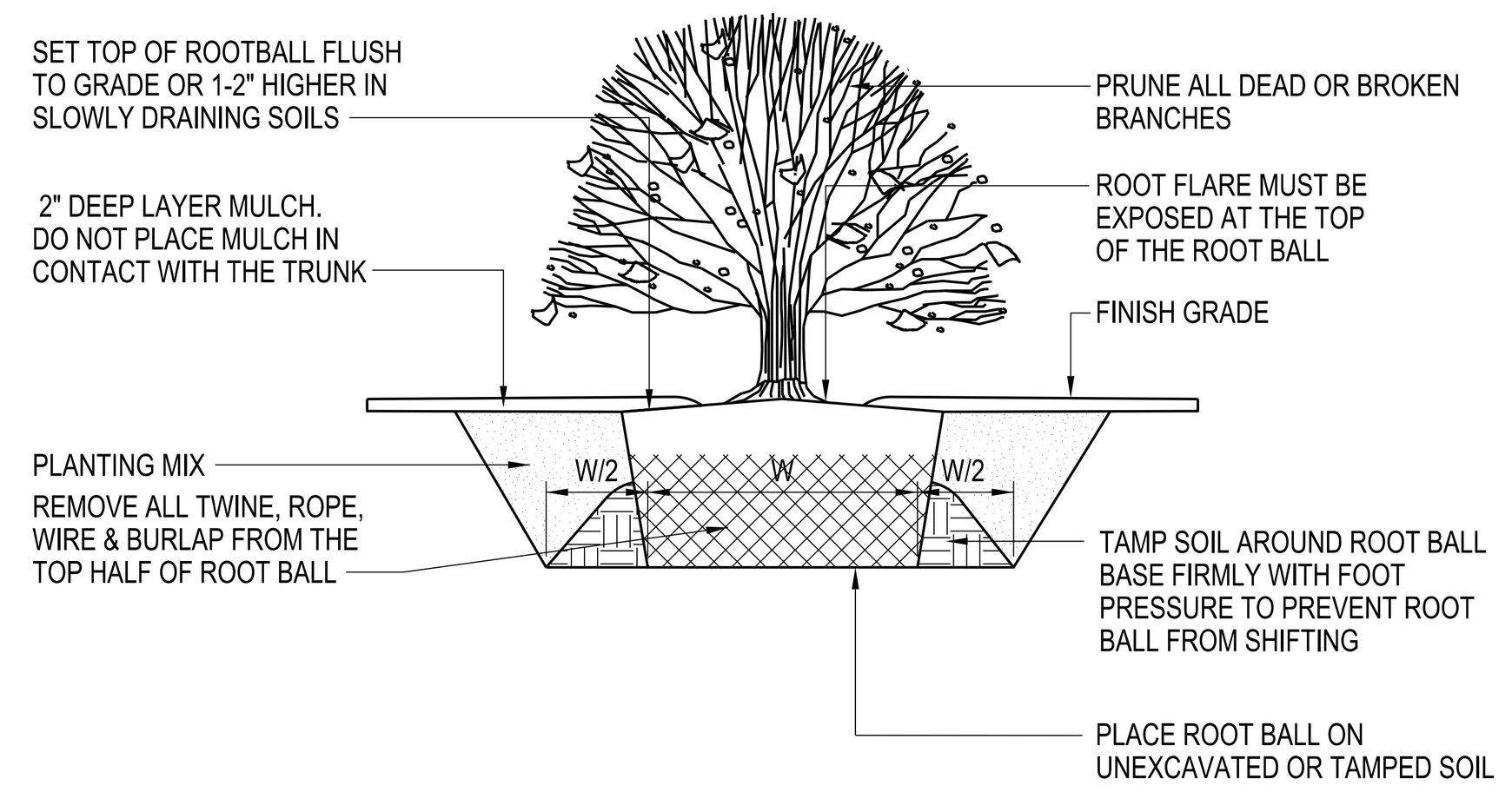

SHRUB PLANTING DETAIL
N.T.S.

PLANTING SPECIFICATION

1. SCOPE OF WORK
   A. THIS WORK SHALL CONSIST OF PERFORMING, CLEARING, AND GRUBBING, SOIL PREPARATION, FINISH GRADING, PLANTING AND DRAINAGE INCLUDING ALL LABOR MATERIALS, TOOLS, EQUIPMENT, AND ANY OTHER APPURTENANCES NECESSARY FOR FOR THE COMPLETION OF THIS PROJECT.
2. MATERIALS
   A. PLANTS - ALL PLANTS SHALL BE HEALTHY, OF NORMAL GROWTH, WELL ROOTED FREE FROM DISEASE AND INSECTS. QUALITY AND PLANT MATERIAL SHALL CONFORM CONFORM TO THE AMERICAN ASSOCIATION OF NURSERYMAN STANDARDS FOR NURSERY STOCK AND BE OF NUMBER ONE GRADE.
   B. VARIETIES AND SIZES OF PLANTS SHALL BE AS SHOWN ON DRAWINGS.
3. FERTILIZER
   A. FERTILIZER SHALL BE MILORGANITE (6-2-0)
4. GENERAL WORK PROCEDURES
   A. LANDSCAPE WORK SHALL BE ACCORDING TO THE WORKMANLIKE STANDARDS ESTABLISHED FOR LANDSCAPE CONSTRUCTION AND PLANTING.
5. WEEDING
   A. BEFORE AND DURING PRELIMINARY GRADING AND FINISH GRADING, ALL WEEDS AND GRASSES SHALL BE DUG OUT BY THE ROOTS AND DISPOSED OF AT THE CONTRACTOR'S EXPENSE.
6. SOIL CONDITIONING
   A. CULTIVATE ALL AREAS TO BE PLANTED TO A DEPTH OF 6". ALL DEBRIS EXPOSED FROM EXCAVATION AND CULTIVATION SHALL BE DISPOSED OF AT THE CONTRACTOR'S EXPENSE.
7. PLANTING
   POSITION TREES AND SHRUBS AT THEIR INTENDED LOCATIONS AS PER THE PLANS AND SECURE THE APPROVAL OF THE LANDSCAPE ARCHITECT BEFORE EXCAVATING PITS, MAKING NECESSARY ADJUSTMENTS AS DIRECTED.
   A. PLANTING PITS SHALL BE DUG WITH LEVEL BOTTOMS, AS SHOWN ON THE PLANTING DETAILS.
   - 3 PARTS TOPSOIL
   - 1 PART PEAT MOSS OR COMPOST
   - 1/3 PART MILORGANITE FERTILIZER
   B. PREPARED SOIL SHALL BE TAMPED FIRMLY AT BOTTOM OF PIT. FILL PREPARED SOIL AROUND BALL OF PLANT ½ WAY, AND WATER. COMPLETE BACK-FILLING AND WATER THOROUGHLY.
   C. ALL PLANTS SHALL BE SET SO THAT, WHEN SETTLED, THEY BEAR THE SAME RELATION TO THE REQUIRED GRADE AS THEY BORE TO THE NATURAL GRADE BEFORE BEING TRANSPLANTED.
   D. IMMEDIATELY AFTER PLANTING, STAKE ALL TREES WITH 3 CEDAR STAKES PER TREE.
   E. PREPARE RAISED EARTH SAUCER AS WIDE AS PLANTING HOLE OF EACH PLANT.
   F. WATER IMMEDIATELY AFTER PLANTING. WATER SHALL BE APPLIED TO EACH TREE AND SHRUB IN SUCH MANNER AS NOT TO DISTURB BACKFILL AND TO THE EXTENT THAT ALL MATERIALS IN THE PLANTING HOLE ARE THOROUGHLY SATURATED.
   G. AFTER SHRUB BEDS AND TREE SAUCERS ARE BACKFILLED AND FINE GRADED MULCH WITH 3" DEPTH OF DARK, SHREDDED HARDWOOD BARK MULCH.
8. FINISH GRADING
   A. PLUS/MINUS .1 FOOT OF FINISH GRADE.
   B. ALL LAWN AND PLANTING AREAS SHALL BE GRADED TO A SMOOTH, EVEN UNIFORM PLANE WITH NO ABRUPT CHANGE OF SURFACE. SOIL AREAS ADJACENT TO THE BUILDING SHALL SLOPE AWAY FROM THE BUILDING.
   C. ALL PLANTING AREAS SHALL BE GRADED AND MAINTAINED TO ALLOW FREE FLOW OF SURFACE WATER.
9. GUARANTEE
   A. CONTRACTOR SHALL GUARANTEE ALL PLANTS FOR A PERIOD OF ONE (1) YEAR.
10. CLEAN-UP
   A. UPON THE COMPLETION OF ALL PLANTING WORK AND BEFORE FINAL ACCEPTANCE, THE CONTRACTOR SHALL REMOVE ALL MATERIAL, EQUIPMENT, AND DEBRIS RESULTING FROM HIS WORK. ALL ACCEPTABLE CONDITIONS AS APPROVED BY THE OWNERS AUTHORIZED REPRESENTATIVE.
11. MAINTENANCE
   MAINTENANCE PERIOD TO COMMENCE AFTER FINAL INSPECTION.
   A. MAINTENANCE PERIOD FOR THIS CONTRACT SHALL BE 90 CALENDAR DAYS COMMENCING AFTER FINAL INSPECTION OF CONSTRUCTION. MAINTAIN TREES, SHRUBS AND OTHER PLANTS BY PRUNING, CULTIVATING AND WEEDING AS REQUIRED FOR HEALTHY GROWTH. RESTORE PLANTING SAUCERS. TIGHTEN AND REPAIR STAKE AND GUY SUPPORTS AND RESET TREES AND SHRUBS TO PROPER GRADES OR VERTICAL POSITION AS REQUIRED. SPRAY AS REQUIRED TO KEEP TREES AND SHRUBS FREE OF INSECTS AND DISEASE. MAINTAIN LAWNS BY WATERING, FERTILIZING, WEEDING, MOWING, TRIMMING, AND OTHER OPERATIONS SUCH AS ROLLING, REGRADING AND REPLANTING AS REQUIRED TO ESTABLISH A SMOOTH, ACCEPTABLE LAWN, FREE OF ERODED OR BARE AREAS.

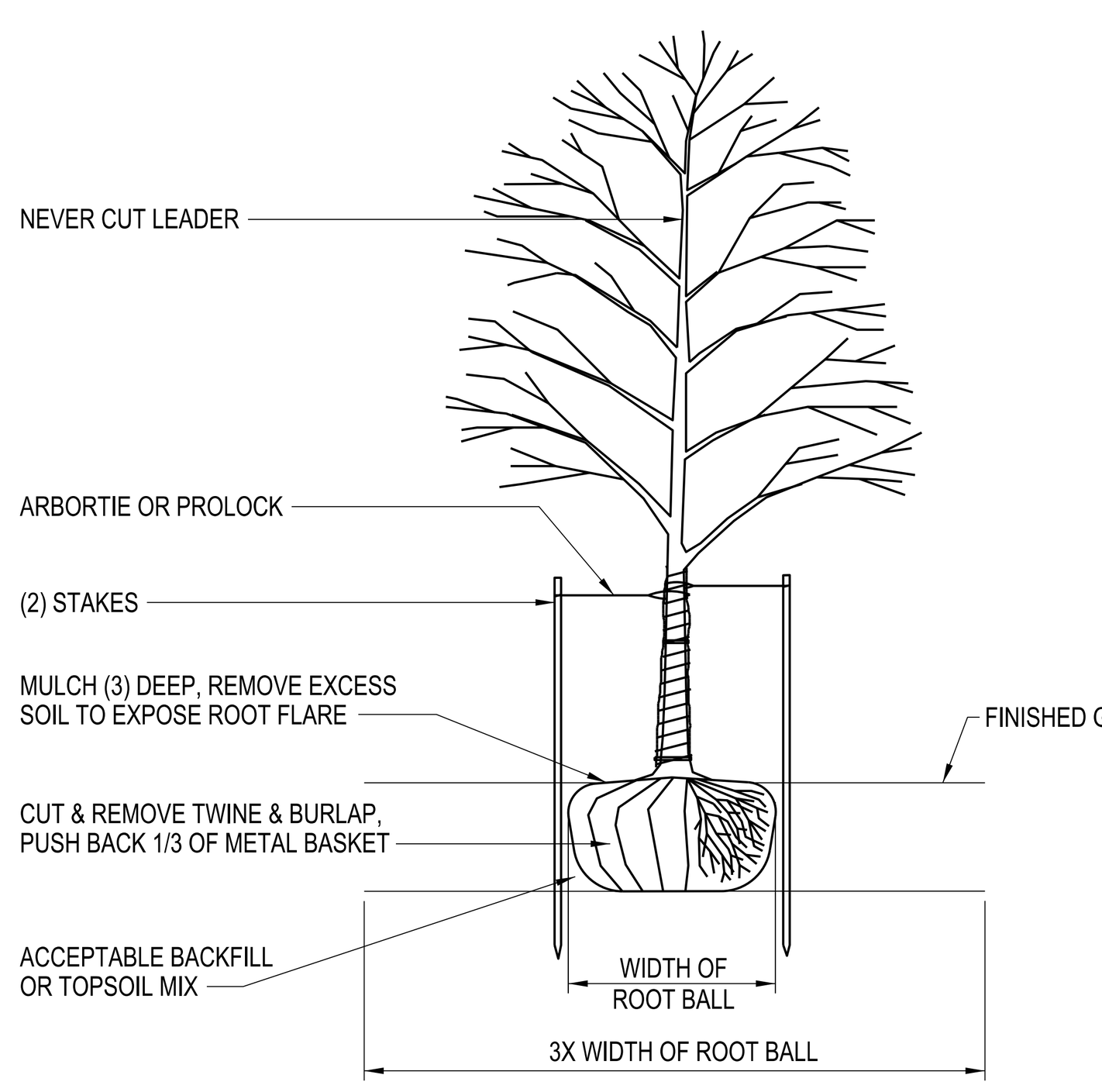

NOTES:

1. ROOT FLARE OF TREE SHALL BE SET AT 2" ABOVE FINISHED GRADE.

2. ALL TREES TO BE STAKED

3. WHERE TREES OCCUR IN EXISTING GRAVEL AREAS, EXCAVATE TREE PIT THROUGH GRAVEL. BACKFILL & COMPACT PLANTING SOIL.

CITY OF BUFFALO TREE PLANTING DETAIL
N.T.S.

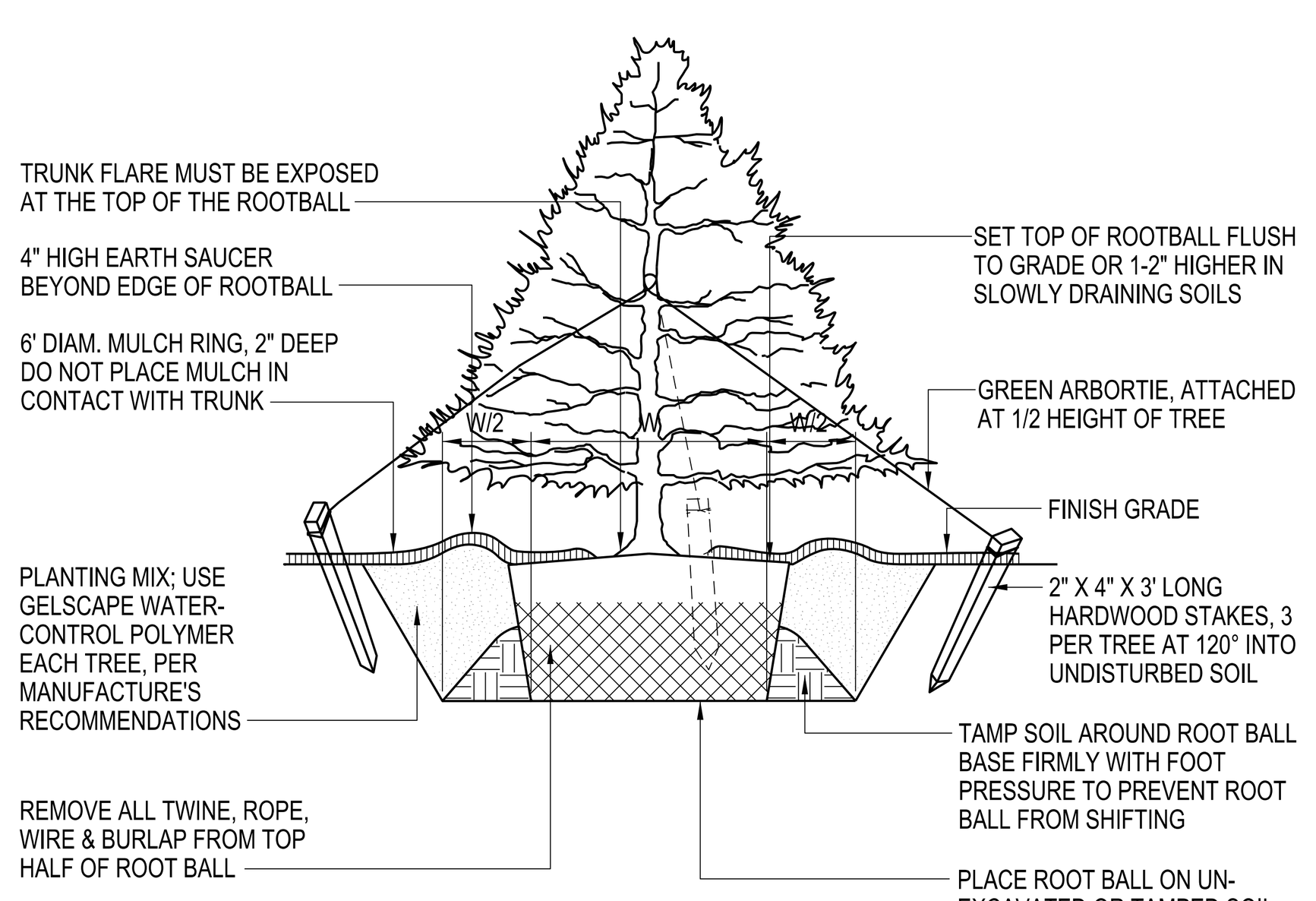

NOTES:
1. STAKE TREES AS WHEN DIRECTED BY THE LANDSCAPE ARCHITECT. STAKING WILL BE REQUIRED WHEN ROOT BALLS HAVE VERY SANDY OR WET CLAY SOIL, WHEN ROOT BALLS ARE PLACED ON VERY SOFT SOIL, OR WHEN TREES ARE LOCATED IN AREAS WITH CONDITIONS.

2. TIGHTEN ARBORTIE ONLY ENOUGH TO KEEP FROM SLIPPING. ALLOW FOR SOME TRUNK MOVEMENT.

3. PRUNE ANY BROKEN OR DEAD BRANCHES.

CONIFEROUS TREE PLANTING DETAIL
N.T.S.

EROSION CONTROL NOTES:

THE FOLLOWING EROSION CONTROL PROCEDURE SHALL BE ADHERED TO BY THE CONTRACTOR:

1. INSTALL TEMPORARY SILT FENCE BARRIERS AS SHOWN ON THE PLAN AND AT ALL EXISTING STORMWATER CATCH BASINS WITHIN THE WORK AREA TO PREVENT SEDIMENT MIGRATION. ALL SILT FENCE/SOCK BARRIERS SHALL BE INSTALLED IN ACCORDANCE WITH THE DETAILS SHOWN ON THE PLANS.

2. THE TOPSOIL SHALL BE STRIPPED & STOCKPILED ON SITE FOR RE-USE AS DIRECTED BY THE OWNER. ALL LOCAL ORDINANCES REGARDING THE SALE AND/OR REMOVAL OF TOPSOIL FROM THE SITE MUST BE FOLLOWED.

3. ALL SILT FENCES/SOCKS SHALL BE REPLACED WHENEVER THEY BECOME CLOGGED OR INOPERABLE.

4. THE CONTRACTOR SHALL BE RESPONSIBLE FOR MAINTENNACE & REMOVAL OF TEMPORARY SEDIMENTATION CONTROLS.

5. THE CONTRACTOR MUST CONTROL DUST DURING CONSTRUCTION. DURING EARTHWORK OPERATIONS, WATER SPREADING EQUIPMENT SHALL BE PROVIDED BY THE CONTRACTOR AND WATER APPLIED AS NECESSARY AND AS DIRECTED BY THE OWNER IN ORDER TO CONTROL DUST.

6. DIRT OR DEBRIS LEFT ON LOCAL PUBLIC ROADS AS A RESULT OF THIS CONSTRUCTION PROJECT SHALL BE REMOVED & ROAD SURFACES CLEANED BY THE CONTRACTOR ON A DAILY BASIS.

7. ALL DISTURBED AREAS (EXCEPT AREAS TO BE PAVED OR BUILT UPON) SHALL BE TOPSOILED TO A MINIMUM 4" DEPTH & SEEDED IMMEDIATELY AFTER FINE GRADING TAKES PLACE & AS SOON AS PHYSICALLY POSSIBLE.

8. THE CONTRACTOR IS RESPONSIBLE FOR THE MAINTENANCE OF DOWNSTREAM STORM SEWERS, DITCHES & CULVERTS. SILT BUILD-UP FOUND TO BE A RESULT OF THIS SITE CONSTRUCTION WORK SHALL BE REMOVED FROM DOWNSTREAM CULVERTS BY THE CONTRACTOR AT NO ADDITIONAL EXPENSE TO THE OWNER OR THE TOWN.

9. IN ADDITION TO STORM WATER DISCHARGES, THE FOLLOWING NON-STORM WATER DISCHARGES MAY CONTRIBUTE TO THE RUN-OFF FROM THE SITE:

- WATER FROM WATER SERVICE FLUSHINGS
- WATER USED TO WASH DOWN CONSTRUCTION VEHICLES (NO DETERGENTS)
- WATER USED FOR DUST CONTROL
- UNCONTAMINATED GROUNDWATER

10. THE ABOVE NON-STORM WATER FLOWS SHALL BE TREATED IN THE SAME MANNER AS STORM WATER FLOWS INDICATED HERIN.

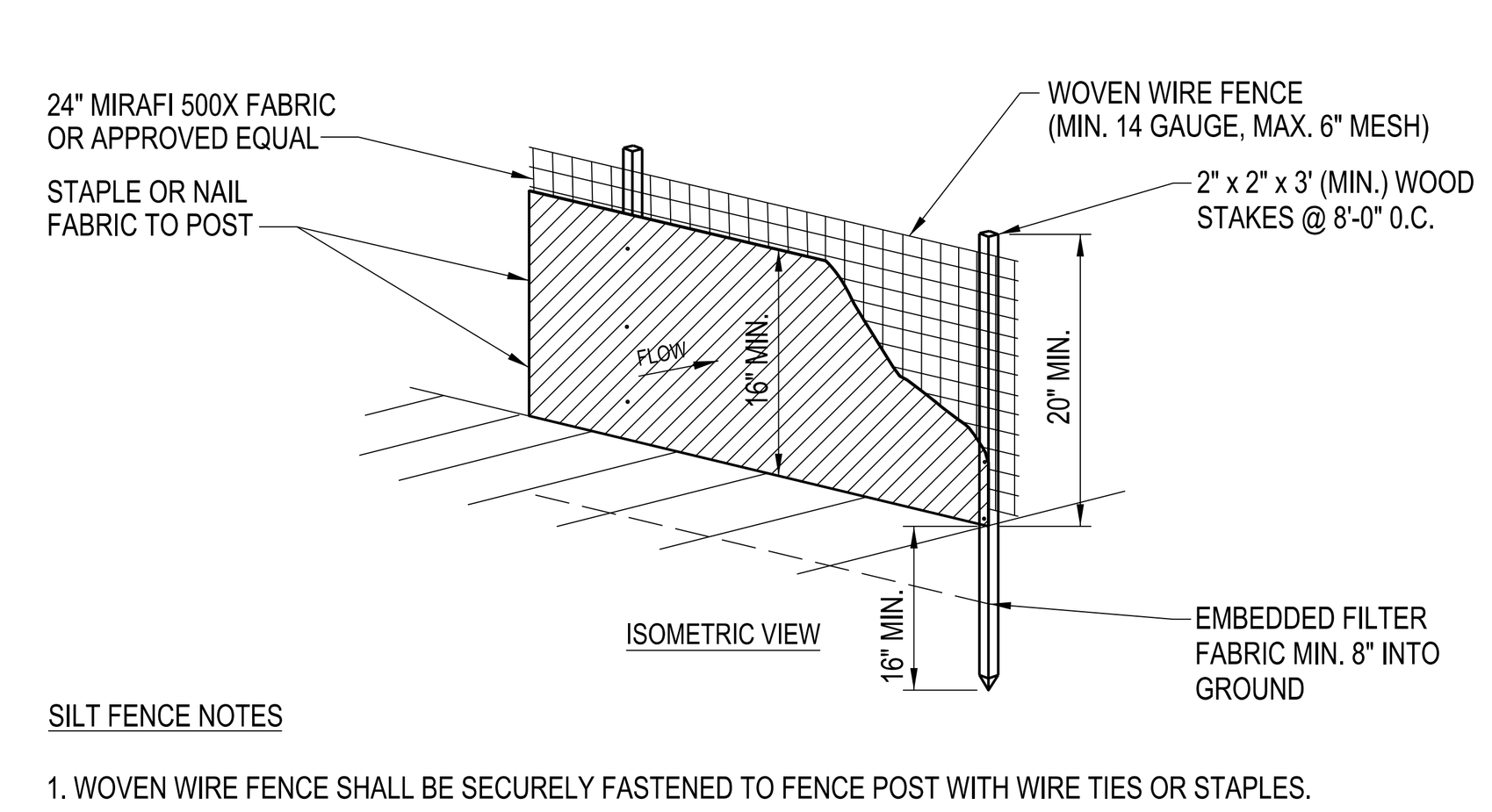

SILT FENCE NOTES

1. WOVEN WIRE FENCE SHALL BE SECURELY FASTENED TO FENCE POST WITH WIRE TIES OR STAPLES.

2. SILT FENCE FABRIC SHALL BE SECURELY FASTENED TO WOVEN WIRE FENCE WITH TIES SPACED EVERY 24" AT TOP & MID-SECTION. WHEN TWO SECTIONS OF SILT FENCE FABRIC ADJOIN, THEY SHALL BE OVERLAPPED BY 6" & FOLDED.

3. MAINTENANCE SHALL BE PROVIDED BY THE CONTRACTOR AS DIRECTED BY THE ENGINEER & MATERIAL REMOVED WHEN "BULGES" DEVELOP IN THE SILT FENCE.

4. CONTRACTOR SHALL REMOVE THE SILT FENCE AT THE APPROPRIATE TIME, DRESS THE DISTURBED AREAS, & DISPOSE OF THE FENCE.

TYPICAL SILT FENCE DETAIL
N.T.S.

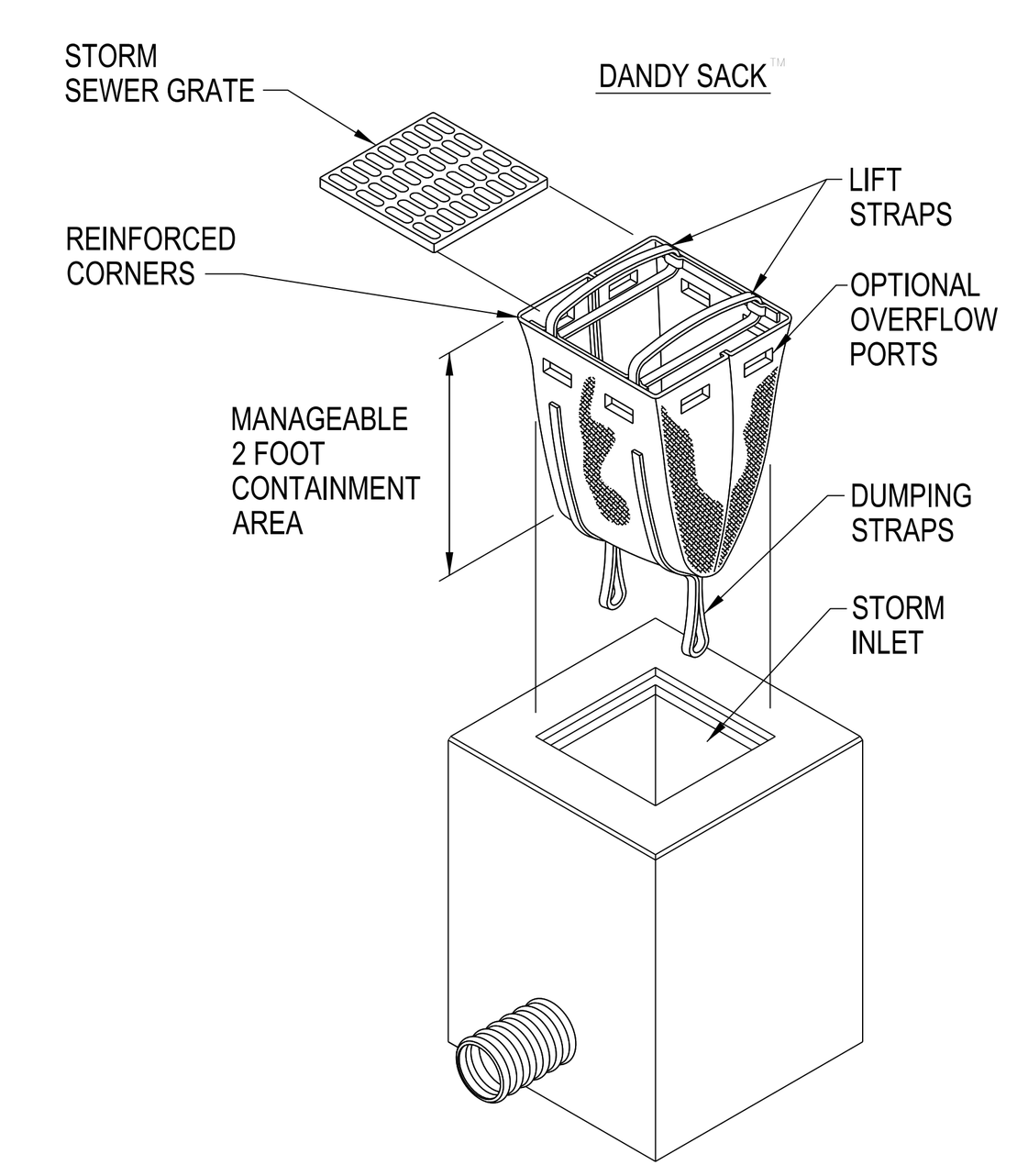

DANDY SACK™ SPECIFICATIONS

NOTE: THE DANDY SACK™ WILL BE MANUFACTURED IN THE U.S.A. FROM A WOVEN MONOFILAMENT FABRIC THAT MEETS OR EXCEEDS THE FOLLOWING SPECIFICATIONS:

REGULAR FLOW DANDY SACK™ (BLACK)

MECHANICAL PROPERTIES	TEST METHOD	UNITS	MARV
GRAB TENSILE STRENGTH	ASTM D 4632	kN (lbs)	1.78 (400) x 1.40 (315)
GRAB TENSILE ELONGATION	ASTM D 4632	%	15 x 15
PUNCTURE STRENGTH	ASTM D 4833	kN (lbs)	0.67 (150)
MULLEN BURST STRENGTH	ASTM D 3786	kPa (psi)	5506 (800)
TRAPEZOID TEAR STRENGTH	ASTM D 4533	kN (lbs)	0.67 (150) x 0.73 (165)
UV RESISTANCE	ASTM D 4355	%	90
APPARENT OPENING SIZE	ASTM D 4751	Mm (US Std Sieve)	0.425 (40)
FLOW RATE	ASTM D 4491	1/min/m (gal/min/ft)	2852 (70)
PERMITTIVITY	ASTM D 4491	Sec	0.90

HI-FLOW DANDY SACK™ (SAFETY ORANGE)

MECHANICAL PROPERTIES	TEST METHOD	UNITS	MARV
GRAB TENSILE STRENGTH	ASTM D 4632	kN (lbs)	1.62 (365) X 0.89 (200)
GRAB TENSILE ELONGATION	ASTM D 4632	%	24 X 10
PUNCTURE STRENGTH	ASTM D 4833	kN (lbs)	0.40 (90)
MULLEN BURST STRENGTH	ASTM D 3786	kPa (psi)	3097 (450)
TRAPEZOID TEAR STRENGTH	ASTM D 4533	kN (lbs)	0.51 (115) X 0.33 (75)
UV RESISTANCE	ASTM D 4355	%	90
APPARENT OPENING SIZE	ASTM D 4751	Mm (US Std Sieve)	0.425 (40)
FLOW RATE	ASTM D 4491	1/min/m (gal/min/ft)	5907 (145)
PERMITTIVITY	ASTM D 4491	Sec	2.1

*NOTE: DANDY SACKS™ CAN BE ORDERED WITH OUR OPTIONAL OIL ABSORBENT PILLOWS.

FILTER SACK INLET PROTECTION
N.T.S.

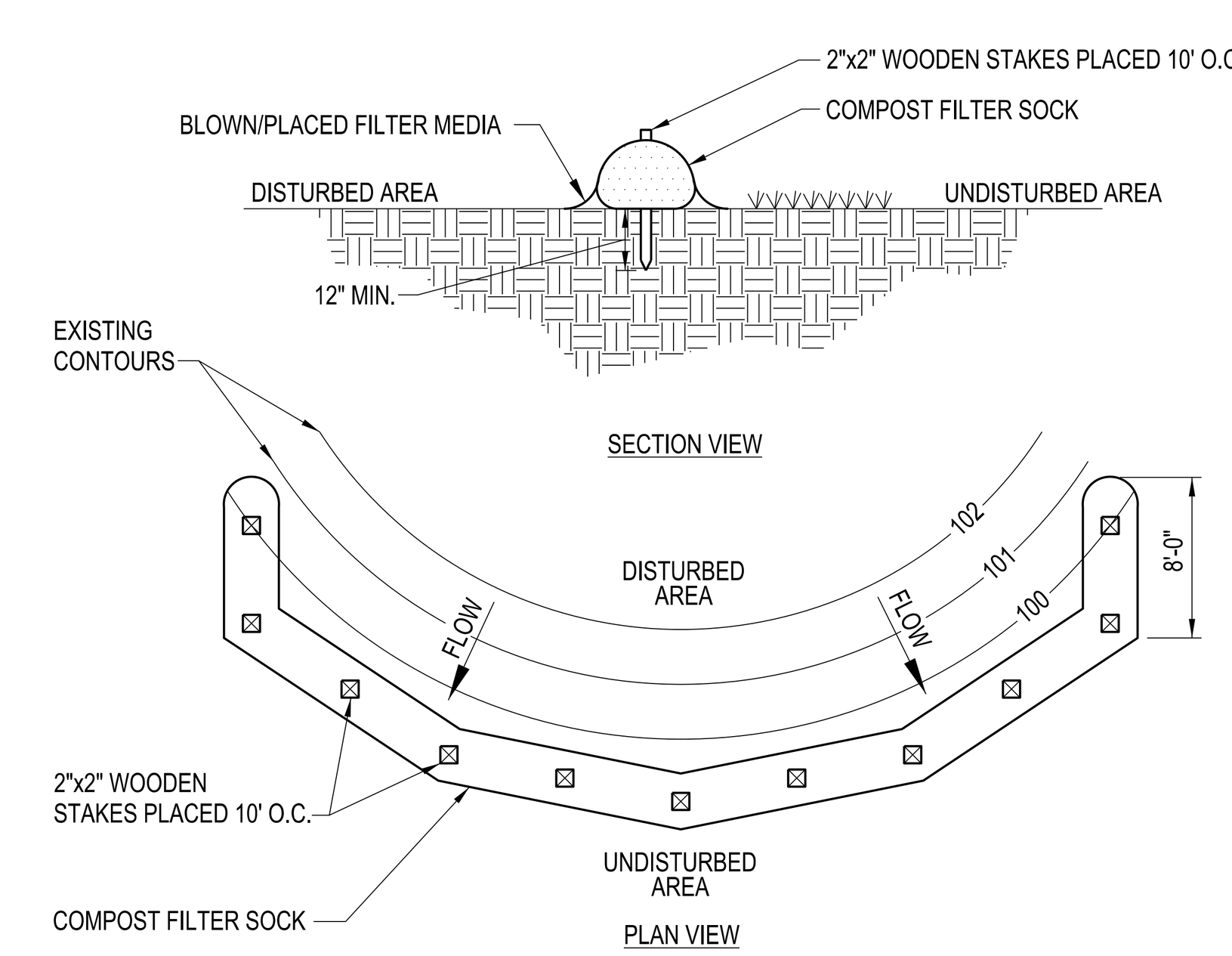

ADAPTED FROM DETAILS PROVIDED BY: FILTREXX

COMPOST STANDARDS TABLE	
ORGANIC MATTER CONTENT	25% - 100% (DRY WEIGHT)
ORGANIC PORTION	FIBROUS & ELONGATED
PH	6.0 - 8.0
MOISTURE CONTENT	30% - 60%
PARTICLE SIZE	100 % PASSING A 1" SCREEN 10 - 50% PASSING A 3/8" SCREEN
SOLUBLE SALT CONCENTRATION	5.0 ds/M (mmhos/cm) MAXIMUM

1. SOCK FABRIC SHALL MEET STANDARDS OF TABLE 5.1. COMPOST SHALL MEET THE STANDARDS LISTED ON OF TABLE 5.2.

2. COMPOST FILTER SOCK SHALL BE PLACED AT EXISTING LEVEL GRADE. BOTH ENDS OF THE SOCK SHALL BE EXTENDED AT LEAST 8 FEET UP SLOPE AT 45 DEGREES TO THE MAIN SOCK ALIGNMENT (FIGURE 5.2). MAXIMUM SLOPE LENGTH ABOVE ANY SOCK SHALL NOT EXCEED THAT SHOWN ON FIGURE X.X. STAKES MAY BE INSTALLED IMMEDIATELY DOWNSLOPE OF THE SOCK IF SO SPECIFIED BY THE MANUFACTURER.

3. TRAFFIC SHALL NOT BE PERMITTED TO CROSS FILTER SOCKS.

4. ACCUMULATED SEDIMENT SHALL BE REMOVED WHEN IT REACHES HALF THE ABOVE GROUND HEIGHT OF THE SOCK & DISPOSED IN THE MANNER DESCRIBED ELSEWHERE IN THE PLAN.

5. SOCKS SHALL BE INSPECTED WEEKLY AND AFTER EACH RUNOFF EVENT. DAMAGED SOCKS SHALL BE REPAIRED ACCORDING TO MANUFACTURER'S SPECIFICATIONS OR REPLACED WITHIN 24 HOURS OF INSPECTION.

6. BIODEGRADABLE FILTER SOCKS SHALL BE REPLACED AFTER 6 MONTHS; PHOTODEGRADABLE SOCKS AFTER 1 YEAR. POLYPROPYLENE SOCKS SHALL BE REPLACED ACCORDING TO MANUFACTURER'S RECOMMENDATIONS.

7. UPON STABILIZATION OF THE AREA TRIBUTARY TO THE SOCKS, STAKES SHALL BE REMOVED. THE SOCK MAY BE LEFT IN PLACE AND VEGETATED OR REMOVED. IN THE LATTER CASE, THE MESH SHALL BE CUT OPEN AND THE MULCH SPREAD AS A SOIL SUPPLEMENT.

COMPOST FILTER SOCK
N.T.S.

STABILIZED CONSTRUCTION ENTRANCE NOTES:

1. STONE SIZE - USE 2" STONE, WASHED, CRUSHED.

2. LENGTH - NOT LESS THAN 50 FEET

3. THICKNESS - NOT LESS THAN SIX (6) INCHES

4. WIDTH - TWELVE (12) FOOT MINIMUM, BU NOT LESS THAN THE FULL WIDTH AT POINTS WHERE INGRESS OR EGRESS OCCURS. TWENTY-FOUR (24) FOOT IF SINGLE ENTRANCE TO SITE.

5. FILTER CLOTH - WILL BE PLACED OVER THE ENTIRE AREA PRIOR TO PLACING OF STONE.

6. SURFACE WATER - ALL SURFACE WATER FLOWING OR DIVERTED TOWARD CONSTRUCTION ENTRANCES SHALL BE PIPED ACROSS THE ENTRANCE. IF PIPING IS IMPRACTICAL, A MOUNTABLE BERM WITH 5:1 SLOPES WILL BE PERMITTED.

7. MAINTENANCE - THE ENTRANCE SHALL BE MANTAINED IN A CONDITION WHICH WILL PREVENT TRACKING OR FLOWING OF SEDIMENT ONTO PUBLIC RIGHTS-OF-WAY. ALL SEDIMENT SPILLED, DROPPED, WASHED OR TRACKED ONTO PUBLIC-RIGHTS-OF-WAY MUST BE REMOVED IMMEDIATELY.

8. WHEN WASHING IS REQUIRED, IT SHALL BE DONE ON AN AREA STABILIZED WITH STONE & WHICH DRAINS INTO AN APPROVED SEDIMENT TRAPPING DEVICE.

9. PERIODIC INSPECTION & NEEDED MAINTENANCE SHALL BE PROVIDED AFTER EACH RAIN.

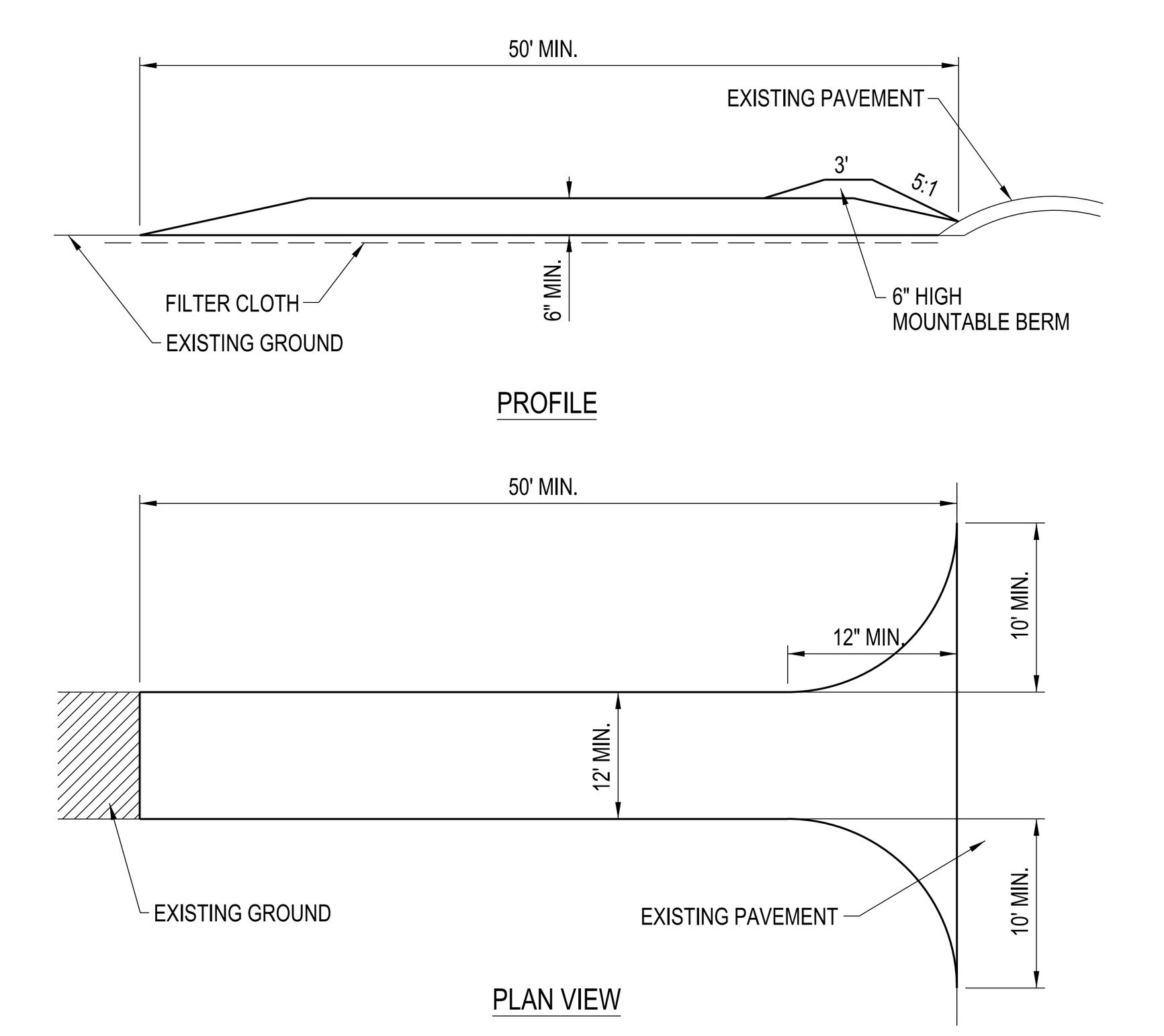

TEMPORARY STABILIZED CONSTRUCTION ENTRANCE
N.T.S.

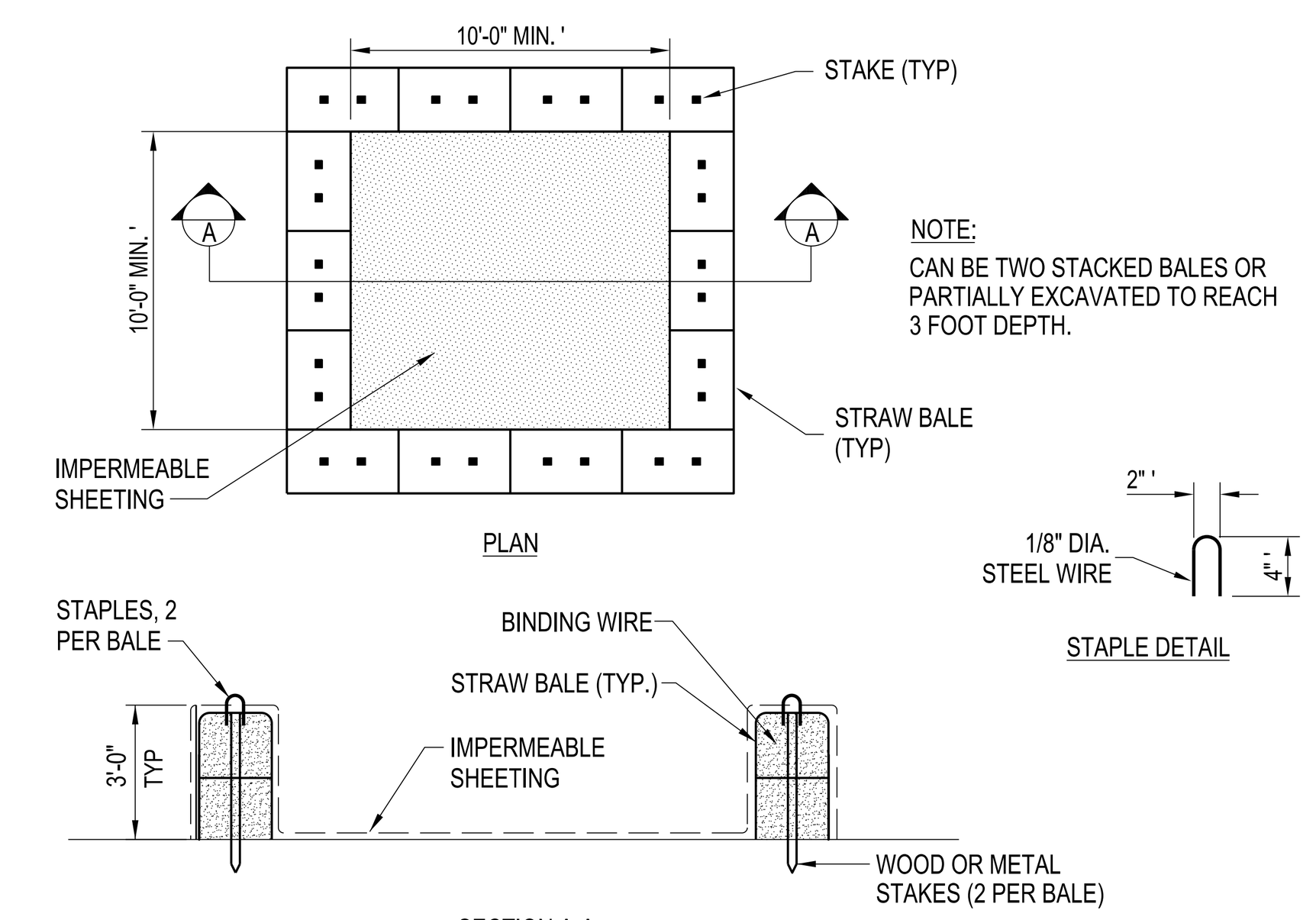

TEMPORARY CONCRETE WASHOUT AREA DETAIL
N.T.S.

CONSTRUCTION SPECIFICATIONS

1. LOCATE WASHOUT STRUCTURE A MINIMUM OF 50 FEET AWAY FROM OPEN CHANNELS, STORM DRAIN INLETS, SENSITIVE AREAS, WETLANDS, BUFFERS & WATER COURSES & AWAY FROM CONSTRUCTION TRAFFIC.

2. SIZE WASHOUT STRUCTURE FOR VOLUME NECESSARY TO CONTAIN WASH WATER & SOLIDS & MAINTAIN AT LEAST 4 INCHES OF FREEBOARD. TYPICAL DIMENSIONS ARE 10 FEET x 10 FEET x 3 FEET DEEP.

3. PREPARE SOIL BASE FREE OF ROCKS OR OTHER DEBRIS THAT MAY CAUSE TEARS OR HOLES IN THE LINER. FOR LINER, USE 10 MIL OR THICKER UV RESISTANT, IMMPERMEABLE SHEETING, FREE OF HOLES & TEARS OR OTHER DEFECTS THAT COMPROMISE IMPERMEABILITY OF THE MATERIAL.

4. PROVIDE A SIGN FOR THE WASHOUT IN CLOSE PROXIMITY TO THE FACILITY.

5. KEEP CONCRETE WASHOUT STRUCTURE WATER TIGHT. REPLACE IMPEREABLE LINER IF DAMAGED (E.G., RIPPED OR PUNCTURED.) EMPTY OR REPLACE WASHOUT STRUCTURE THAT IS 75% FULL, & DISPOSE OF ACCUMULATED MATERIAL PROPERLY. DO NOT RE-USE PLASTIC LINER. WET-VACUUM STORED LIQUIDS THAT HAVE NOT EVAPORATED & DISPOSE OF IN AN APPROVED MANNER.

6. PRIOR TO FORECASTED RAINSTORMS, REMOVE LIQUIDS OR COVER STRUCTURE TO PREVENT OVERFLOWS. REMOVE HARDENED SOLIDS, WHOLE OR BROKEN UP, FOR DIPOSAL OR RECYCLING. MAINTAIN RUNOFF DIVERSION AROUND EXCAVATED WASHOUT STRUCTURE UNTIL STRUCTURE IS REMOVED.

7. CONTRACTOR TO COORDINATE FINAL LOCATION OF CONCRETE WASHOUT WITH OWNER'S REPRESENTATIVE.

NOTICE
This document, the property of, prepared and issued by the architect, is submitted for the specific project namely ______________ and the recipient by accepting this document assumes custody and agrees that this document will not be copied or reproduced in part or in whole, and any special features peculiar to this design shall not be incorporated in any other project, unless prior agreement has been obtained in writing.These documents will be returned immediately upon completion of the project or upon the request of the architect.
This document is the exclusive property of the architect, no rights to ownership are transferable, or shall be lost by the filing of this document with any and all public authorities for the purpose of compliance with Codes and or Ordinances, i.e. Building Permit, etc.

OWNER:
SAA|EVI

GENERAL CONTRACTOR:
KULBACK'S General Contractors & Construction Managers

C&S COMPANIES®
C&S Engineers, Inc.
141 Elm St. Suite 100
Buffalo, New York 14203
Phone: 716-847-1630
Fax: 716-847-1454
www.cscos.com

PILGRIM VILLAGE - FAMILY BUILDING 1

1,100 Michigan Ave.
Buffalo, NY 14207

ISSUE:

BID & PERMIT SET	01/22/21
(C) BUFFALO COMMENTS	05/12/21
(C) BUFFALO COMMENTS	06/02/21

SA PROJECT TEAM: PRINCIPAL P. Silvestri
PROJ. ARCH. D. Nardozzi JOB CAPT. J. Somers
INTERIORS A. Nagle DRAFTER W.Manhardt

SEAL:
STATE OF NEW YORK VICTOR J. O'BRIEN 075818 LICENSED PROFESSIONAL ENGINEER

TITLE:
Landscape & E & SC Details

SILVESTRI ARCHITECTS • PC
1321 MILLERSPORT HWY
AMHERST, NY 14221
PH. 716.691.0900
FAX 716.691.4773

SA JOB #: 20000.01
DATE: 01/22/21
DRAWING #: C-503

APPENDIX J

DATA USABILITY SUMMARY REPORTS
&
ANALYTICAL LAB REPORTS

BRYDGES ENGINEERING
IN ENVIRONMENT AND ENERGY, DPC

DATA USABILITY SUMMARY REPORT (DUSR)

Pilgrim Village Family
951 Ellicott St.
Buffalo, NY 14209
NYSDEC BCP # C915363

SDG: J194653-1
1 soil sample

Prepared for:

BE3 Corp.
960 Busti Avenue
Suite 150-B
Buffalo, NY 14213
Attention: Jake Tracy

February 2022

EDU *Environmental Data Usability 10028 Deer Park Dr. Dansville, NY 14437 585-991-9156*

Table of Contents

Page No.

REVIEWER'S NARRATIVE

1.0 SUMMARY 1

2.0 INTRODUCTION 1

3.0 SAMPLE AND ANALYSIS SUMMARY 2

4.0 GUIDANCE DOCUMENTS AND DATA REVIEW CRITERIA 2

5.0 DATA VALIDATION QUALIFIERS 3

6.0 RESULTS OF THE DATA REVIEW 4

7.0 TOTAL USABLE DATA 4

APPENDIX A Validated Analytical Results
APPENDIX B Laboratory QC Documentation
APPENDIX C Validator Qualifications

Tables

Table 4-1 Data Validation Guidance Documents
Table 4-2 Quality Control Criteria for Validating Laboratory Analytical Data

Summaries of Validated Results
Table 6-1 VOCs
Table 6-2 SVOCs
Table 6-3 Metals

REVIEWER'S NARRATIVE
BE3 SDG J194653-1: Pilgrim Village Family

The data associated with this Sample Delivery Group (SDG) J194653-1, analyzed by Eurofins Buffalo, Buffalo, NY have been reviewed in accordance with assessment criteria provided by the New York State Department of Environmental Conservation following the review procedures provided in the USEPA Functional Guidelines for evaluating organic and inorganic data.

All analytical results reported by the laboratory are considered valid and acceptable except results that have been qualified as rejected, “R”. Results qualified as estimated “J”, or as non-detects, “U”, are considered usable for the purpose of evaluating water and/or soil quality. However, these qualifiers indicate that the accuracy and/or precision of the analytical result is questionable. A summary of all data that have been qualified and the reasons for qualification are provided in the following data usability summary report (DUSR).

Two facts should be noted by all data users. First, the “R” qualifier means that the associated value is unusable. In other words, due to significant quality control (QC) problems, the analysis is invalid and provides no information as to whether the analyte is present or not. Values qualified with an “R” should not appear on the final data tables because they cannot be relied upon, even as the last resort. Second, no analyte concentration, even if it has passed all QC tests, is guaranteed to be accurate. Strict QC serves to increase confidence in data, but any value potentially contains error.

Reviewer's Signature: Michael K. Perry Date: 2/23/2022

Michael K. Perry
Chemist

1.0 SUMMARY

SITE:	Pilgrim Village Family 951 Ellicott St. Buffalo, NY 14209
SAMPLING DATE:	February 02, 2022
SAMPLE TYPE:	1 soil sample
LABORATORY:	Eurofins Buffalo Buffalo, NY
SDG No.:	J194653-1

2.0 INTRODUCTION

This data usability summary report (DUSR) was prepared in accordance with guidance provided by the New York State Department of Environmental Conservation (NYSDEC). The DUSR is based on a review and evaluation of the laboratory analytical data package. Specifically, the NYSDEC guidance recommends review and evaluation of the following elements of the data package:

- Completeness of the data package as defined under the requirements of the NYSDEC Analytical Services Protocols (ASP) Category B or the United States Environmental Protection Agency (USEPA) Contract Laboratory Program (CLP) deliverables,
- Compliance with established analyte holding times,
- Adherence to quality control (QC) limits and specifications for blanks, instrument tuning and calibration, surrogate recoveries, spike recoveries, laboratory duplicate analyses, and other QC criteria,
- Adherence to established analytical protocols,
- Conformance of data summary sheets with raw analytical data, and
- Use of correct data qualifiers.

Data deficiencies, analytical protocol deviations, and quality control problems identified using the review criteria above and their effect on the analytical results are discussed in this report.

3.0 SAMPLE AND ANALYSIS SUMMARY

The data package consists of analytical results for one soil sample collected on February 02, 2022. This sample was analyzed for Volatile Organic Compounds (VOCs), Semi-volatile Organic Compounds (SVOCs), and Metals.

All analyses were performed by Eurofins Buffalo, Buffalo, NY and analyzed as SDG J194653-1. The analytical results were provided in NYSDEC ASP Category B format, which includes all raw analytical data and laboratory QC data.

4.0 GUIDANCE DOCUMENTS AND DATA REVIEW CRITERIA

The guidance documents appropriate for reviewing laboratory quality control (QC) data and assigning data qualifiers (flags) to analytical results were selected from those listed in Table 4-1. The QC limits established in the documents applicable to this data review were used to assess the quality of the analytical results. In some cases, however, QC limits established internally by the laboratory were taken into account to determine data quality.

The QC criteria considered for assessing the usability of the reported analytical results provided for each analyte type (i.e. VOCs, SVOCs, metals, etc.) are listed in Table 4-2. These criteria may vary with the analytical method utilized by the laboratory. These criteria comply with the guidance recommended in Section 2.0 above.

5.0 DATA VALIDATION QUALIFIERS

The letter qualifiers (flags) used to define data usability are described briefly below. These letters are assigned by the data validator to analytical results having questionable accuracy and/or precision as determined by reviewing the laboratory QC data associated with the analytical results.

TABLE 4-1

Guidance Used For Validating Laboratory Analytical Data

Analyte Group	Guidance	Date
Metals (ICP-AES)	USEPA SOP HW-3a, Rev. 1	September 2016
Metals (Hg & CN)	USEPA SOP HW-3c, Rev. 1	September 2016
Volatile Organic Compounds (by Methods 8260B & 8260C)	USEPA SOP HW-24, Rev. 4	September 2014
Semi-Volatile Organic Compounds (by Method 8270D)	USEPA SOP HW-22 Rev. 5	December 2010
Pesticides (by Method 8181B)	USEPA SOP HW-44, Rev. 1.1	December 2010
Chlorinated Herbicides (by Method 8151A)	USEPA SOP HW-17, Rev. 3.1	December 2010
Polychlorinated Biphenyls (PCBs)	USEPA SOP HW-37A, Rev. 0	June 2015
Volatile Organic Compounds (Air) (by Method TO-15)	USEPA SOP HW-31, Rev. 6	September 2016
Per- and PolyFluoroAlkyl Substances (PFAS)	* NYSDEC	January 2021
General Chemistry Parameters	per NYSDEC ASP	July 2005

* Sampling, Analysis, and Assessment of Per- and Polyfluoroalkyl Substances (PFAS) Under NYSDEC's Part 375 Remedial Programs, Appendix I

TABLE 4-2

QUALITY CONTROL CRITERIA USED FOR VALIDATING LABORATORY ANALYTICAL DATA

VOCs	SVOCs	Pesticides/PCBs	Metals	Gen Chemistry	PFAS
Completeness of Pkg	Completeness of Pkg	Completeness of Pkg	Completeness of Pkg	Completeness of Pkg	Completeness of Pkg
Sample Preservation	Sample Preservation	Sample Preservation	Sample Preservation	Sample Preservation	Sample Preservation
Holding Time	Holding Time	Holding Time	Holding Time	Holding Times	Holding Time
System Monitoring Compounds	Surrogate Recoveries	Surrogate Recoveries	Initial/Continuing Calibration	Calibration	Instr Performance Check
Lab Control Sample	Lab Control Sample	Matrix Spikes	CRDL Standards	Lab Control Samples	Initial Calibration
Matrix Spikes	Matrix Spikes	Blanks	Blanks	Blanks	Continuing Calibration
Blanks	Blanks	Instrument Calibration & Verification	Interference Check Sample	Spike Recoveries	Blanks
Instrument Tuning	Instrument Tuning	Comparison of duplicate GC column results	Spike Recoveries	Lab Duplicates	Surrogates
Internal Standards	Internal Standards	Analyte ID	Lab Duplicate		Lab Fortified Blank
Initial Calibration	Initial Calibration	Lab Qualifiers	Lab Control Sample		Matrix Spikes
Continuing Calibration	Continuing Calibration	Field Duplicate	ICP Serial Dilutions		Internal Standards
Lab Qualifiers	Lab Qualifiers		Lab Qualifiers		
Field Duplicate	Field Duplicate		Field Duplicate		

Method TO-15 (Air)
Completeness of Pkg
Sample Preservation
Holding Time
Canister Certification
Instrument Tuning
Initial Calibration and Instrument Performance
Daily Calibration
Blanks
Lab Control Sample
Field Duplicate

The laboratory may also use various letters and symbols to flag analytical results generated when QC limits were exceeded. The meanings of these flags may differ from those used by the independent data validator. Those used by the laboratory are provided with the analytical results.

NOTE: The assignment of data qualifiers by the data reviewer (validator) to laboratory analytical results should not necessarily be interpreted by the data user as a measure of laboratory ability or proficiency. Rather, the qualifiers are intended to provide a measure of data accuracy and precision to the data user, which, for example, may provide a level of confidence in determining whether or not standards or cleanup objectives have been met.

U The analyte was analyzed for but was not detected at or above the sample quantitation limit.

J The analyte was positively identified; the associated numerical value is the *approximate* concentration of the analyte in the sample. (The magnitude of any ± value associated with the result is not determined by data validation).

J+ The result is an estimated quantity and may be biased high.

J- The result is an estimated quantity and may be biased low.

UJ The analyte was analyzed for but not detected. The reported quantitation limit is approximate and may inaccurate or imprecise.

R The sample result is rejected (i.e., is unusable) due to serious deficiencies in the ability to analyze the sample and meet quality control criteria. The presence or absence of the analyte cannot be verified.

NJ The analysis indicates the presence of an analyte that has been "tentatively identified" and the associated numerical value represents its approximate concentration.

The validated analytical results are attached to this report. Validation qualifiers (flags) are indicated in red print. Data sheets having qualified data are signed and dated by the data reviewer.

6.0 RESULTS OF THE DATA REVIEW

The results of the data review are summarized in Tables 6-1 through 6-3. The tables list the samples where QC criteria were found to exceed acceptable limits and the actions taken to qualify the associated analytical results.

7.0 TOTAL USABLE DATA

For SDG J194653-1, one sample was analyzed and results were reported for 120 analytes. Even though some results were flagged with a "J" as estimated, all results (100 %) are considered usable. See the summary table for the analyses that have rejected/qualified and the corresponding QC reasons.

NOTE: 1) As noted by the laboratory, the soil samples were not collected following SW846 5035A protocol. This adds an element of uncertainty to the analytical results for volatile organic analytes (VOAs). Although not specifically indicated on the final data sheets with a "J" flag, the VOA analytical results should be considered estimated, but usable.

Table 6-1 8260 VOCs

SAMPLES AFFECTED	ANALYTES	ACTION	QC VIOLATION	COMMENTS
B-1	1,1,2,2-Tetrachloroethane DBCP 2-Butanone	J detects UJ non-detects	MS/MSD < QC limit	Data are estimated

Table 6-2 8270 SVOCs

SAMPLES AFFECTED	ANALYTES	ACTION	QC VIOLATION	COMMENTS
none			none	

Table 6-3 Metals

SAMPLES AFFECTED	ANALYTES	ACTION	QC VIOLATION	COMMENTS
B-1	Mercury	CRQL-U	Analyte detected in method blank	Data changed to non-detect

ACRONYMS

BSP	Blank Spike
CCAL	Continuing Calibration
CCB	Continuing Calibration Blank
CCV	Continuing Calibration Verification
CRDL	Contract Required Detection Limit
CRQL	Contract Required Quantitation Limit
%D	Percent Difference
ICAL	Initial Calibration
ICB	Initial Calibration Blank
IS	Internal Standard
LCS	Laboratory Control Sample
MS/MSD	Matrix Spike/Matrix Spike Duplicate
QA	Quality Assurance
QC	Quality Control
%R	Percent recovery
RPD	Relative Percent Difference
RRF	Relative Response Factor
%RSD	Percent Relative Standard Deviation
TAL	Target Analyte List (metals)
TCL	Target Compound List (organics)

Appendix A

Validated Analytical Results

eurofins | Environment Testing America

ANALYTICAL REPORT

Job Number: 480-194653-1

Job Description: BE3 Corp - Pilgrim Village Family

For:
Brydges Engineering in Environment & Energy DPC
960 Busti Ave
Suite B-150
Buffalo, NY 14213

Attention: Mr. Jake Tracy

Approved for release.
John Beninati
Project Manager
2/17/2022 8:29 AM

John Beninati, Project Manager
10 Hazelwood Drive, Amherst, NY, 14228-2298
john.beninati@eurofinset.com
02/17/2022

The test results in this report meet all NELAP requirements for analytes for which accreditation is required or available. Any exceptions to the NELAP requirements are noted in this report. Pursuant to NELAP, this report may not be reproduced, except in full, without the written approval of the laboratory. All questions regarding this test report should be directed to the TestAmerica Project Manager who has signed this report.

TestAmerica Buffalo NELAC Certifications: CADPH 01169CA, FLDOH E87672, ILEPA 200003, KSDOH E-10187, LADEQ 30708, MDH 036-999-337, NHELAP 2973, NJDEP NY455, NYDOH 10026, ORELAP NY200003, PADEP 68-00281, TXCEQ T-104704412-10-1

The test results in this report relate only to the samples as received by the laboratory and will meet all requirements of the methodology, with any exceptions noted. This report shall not be reproduced except in full, without the express written approval of the laboratory. All questions should be directed to the Eurofins Environment Testing Northeast, LLC Project Manager.

This report has been electronically signed and authorized by the signatory. Electronic signature is intended to be the legally binding equivalent of a traditionally handwritten signature.

Job Narrative
480-194653-1

Comments
No additional comments.

Receipt
The sample was received on 2/2/2022 at 2:18 PM. Unless otherwise noted below, the sample arrived in good condition, and where required, properly preserved and on ice. The temperature of the cooler at receipt was 10.0º C.

GC/MS VOA
Method 8260C: The continuing calibration verification (CCVIS) associated with batch 480-613663 recovered above the upper control limit for Benzene, Tetrachloroethene, Trichloroethene, Ethylbenzene, and 1,2-Dichloropropane. The samples associated with this CCVIS were non-detects for the affected analytes; therefore, the data have been reported. The associated sample is impacted: B-1 (480-194653-1).

Method 8260C: The laboratory control sample (LCS) for preparation batch 480-613723 and analytical batch 480-613663 recovered outside control limits for the following analytes: 1,1,1-Trichloroethane, cis-1,2-Dichloroethene and cis-1,3-Dichloropropene. These analytes were biased high in the LCS and were not detected in the associated samples; therefore, the data have been reported. The associated sample is: B-1 (480-194653-1).

No additional analytical or quality issues were noted, other than those described above or in the Definitions/Glossary page.

GC/MS Semi VOA
No analytical or quality issues were noted, other than those described in the Definitions/Glossary page.

Metals
Method 7471B: The method blank for preparation batch 480-614413 and analytical batch 480-614619 contained mercury above the method detection limit. This target analyte concentration was less than the reporting limit (RL); therefore, re-extraction and/or re-analysis of samples was not performed.

No additional analytical or quality issues were noted, other than those described above or in the Definitions/Glossary page.

Organic Prep
No analytical or quality issues were noted, other than those described in the Definitions/Glossary page.

Sample Summary

Client: Brydges Engineering in Environment & Energy DPC
Job ID: 480-194653-1
Project/Site: BE3 Corp - Pilgrim Village Family

Lab Sample ID	Client Sample ID	Matrix	Collected	Received
480-194653-1	B-1	Solid	02/02/22 10:00	02/02/22 14:18

Eurofins TestAmerica, Buffalo
10 Hazelwood Drive
Amherst, NY 14228-2298
Phone (716) 691-2600 Phone (716) 691-7991

Chain of Custody Record

eurofins Environment Testing America

Client Information	Sampler: 45	Lab PM: Joe Giacomazza	Carrier Tracking No(s):	COC No:
Client Contact: JASON BRYDGES	Phone: 716-803	E-Mail: joe.giacomazza@testamericainc.com	State of Origin: NY	Page: Page 1 of 1
Company: Brydges Enginerring in Environment & Energy DPC	PWSID:			Job #:
Address: 960 Busti Avenue Suite B-150	Due Date Requested:			
City: Buffalo	TAT Requested (days): 10 Day			
State, Zip: NY, 14213	Compliance Project: Δ Yes Δ No			
Phone: (716)-249-6880	PO #:			
Email: jbrydges@be3corp.com	WO #:			
Project Name: Pilgrim Village -FAMILY	Project #:			
Site:	SSOW#:			

Analysis Requested

Preservation Codes:

A - HCL, B - NaOH, C - Zn Acetate, D - Nitric Acid, E - NaHSO4, F - MeOH, G - Amchlor, H - Ascorbic Acid, I - Ice, J - DI Water, K - EDTA, L - EDA, M - Hexane, N - None, O - AsNaO2, P - Na2O4S, Q - Na2SO3, R - Na2S2O3, S - H2SO4, T - TSP Dodecahydrate, U - Acetone, V - MCAA, W - pH 4-5, Z - other (specify)

Other:

Sample Identification	Sample Date	Sample Time	Sample Type (C=comp, G=grab)	Matrix (W=water, S=solid, O=waste/oil, BT=Tissue, A=Air)	Field Filtered Sample (Yes or No)	Perform MS/MSD (Yes or No)	TCL VOC	TCL SVOC	ARSENIC	BARIUM	LEAD	MERCURY	ZINC	Total Number of containers	Special Instructions/Note:
			Preservation Code:												
B-1	2-2-22	10am	G	S		Y	✓	✓	✓	✓	✓	✓	✓		

480-194653 Chain of Custody

Possible Hazard Identification
☑ Non-Hazard ☐ Flammable ☐ Skin Irritant ☐ Poison B ☐ Unknown ☐ Radiological

Sample Disposal (A fee may be assessed if samples are retained longer than 1 month)
☐ Return To Client ☑ Disposal By Lab ☐ Archive For _____ Months

Deliverable Requested: I, II, III, IV, Other (specify) IV - NYS DEC EDD

Special Instructions/QC Requirements:

Empty Kit Relinquished by:	Date:	Time:	Method of Shipment:

Relinquished by	Date/Time	Company	Received by	Date/Time	Company
Dalton Stack	2/2/22 2:18	BE3			
				2/2/22 1418	JAB

Custody Seals Intact: Δ Yes Δ No	Custody Seal No.:	Cooler Temperature(s) °C and Other Remarks: 10.0 AI ICE

Ver: 01/16/2019

Method 8260C

Volatile Organic Compounds (GC/MS) by Method 8260C

FORM I
GC/MS VOA ORGANICS ANALYSIS DATA SHEET

Lab Name: Eurofins Buffalo | Job No.: 480-194653-1
SDG No.:
Client Sample ID: B-1 | Lab Sample ID: 480-194653-1
Matrix: Solid | Lab File ID: M02273.D
Analysis Method: 8260C | Date Collected: 02/02/2022 10:00
Sample wt/vol: 5.02(g) | Date Analyzed: 02/03/2022 12:31
Soil Aliquot Vol: | Dilution Factor: 1
Soil Extract Vol.: | GC Column: ZB-624 (30) VOA ID: 0.25(mm)
% Moisture: 16.4 | Level: (low/med) Low
Analysis Batch No.: 613663 | Units: ug/Kg

CAS NO.	COMPOUND NAME	RESULT	Q	RL	MDL	
71-55-6	1,1,1-Trichloroethane	6.0	U vs *+	6.0	0.43	UJ
79-34-5	1,1,2,2-Tetrachloroethane	6.0	U vs F1	6.0	0.97	
76-13-1	1,1,2-Trichloro-1,2,2-trifluoroethane	6.0	U vs	6.0	1.4	
79-00-5	1,1,2-Trichloroethane	6.0	U vs	6.0	0.77	
75-34-3	1,1-Dichloroethane	6.0	U vs	6.0	0.73	
75-35-4	1,1-Dichloroethene	6.0	U vs	6.0	0.73	
120-82-1	1,2,4-Trichlorobenzene	6.0	U vs	6.0	0.36	
96-12-8	1,2-Dibromo-3-Chloropropane	6.0	U vs F1	6.0	3.0	UJ
106-93-4	1,2-Dibromoethane	6.0	U vs	6.0	0.76	
95-50-1	1,2-Dichlorobenzene	6.0	U vs	6.0	0.47	
107-06-2	1,2-Dichloroethane	6.0	U vs	6.0	0.30	
78-87-5	1,2-Dichloropropane	6.0	U vs	6.0	3.0	
541-73-1	1,3-Dichlorobenzene	6.0	U vs	6.0	0.31	
106-46-7	1,4-Dichlorobenzene	6.0	U vs	6.0	0.83	
78-93-3	2-Butanone (MEK)	30	U vs F1	30	2.2	UJ
591-78-6	2-Hexanone	30	U vs	30	3.0	
108-10-1	4-Methyl-2-pentanone (MIBK)	30	U vs	30	2.0	
67-64-1	Acetone	30	U vs	30	5.0	
71-43-2	Benzene	6.0	U vs	6.0	0.29	
75-27-4	Bromodichloromethane	6.0	U vs	6.0	0.80	
75-25-2	Bromoform	6.0	U vs	6.0	3.0	
74-83-9	Bromomethane	6.0	U vs	6.0	0.54	
75-15-0	Carbon disulfide	6.0	U vs	6.0	3.0	
56-23-5	Carbon tetrachloride	6.0	U vs	6.0	0.58	
108-90-7	Chlorobenzene	6.0	U vs	6.0	0.79	
75-00-3	Chloroethane	6.0	U vs	6.0	1.3	
67-66-3	Chloroform	6.0	U vs	6.0	0.37	
74-87-3	Chloromethane	6.0	U vs	6.0	0.36	
156-59-2	cis-1,2-Dichloroethene	6.0	U vs *+	6.0	0.76	
10061-01-5	cis-1,3-Dichloropropene	6.0	U vs *+	6.0	0.86	
110-82-7	Cyclohexane	6.0	U vs	6.0	0.83	
124-48-1	Dibromochloromethane	6.0	U vs	6.0	0.76	

MKP 2/23/2022

FORM I
GC/MS VOA ORGANICS ANALYSIS DATA SHEET

Lab Name: Eurofins Buffalo | Job No.: 480-194653-1
SDG No.:
Client Sample ID: B-1 | Lab Sample ID: 480-194653-1
Matrix: Solid | Lab File ID: M02273.D
Analysis Method: 8260C | Date Collected: 02/02/2022 10:00
Sample wt/vol: 5.02(g) | Date Analyzed: 02/03/2022 12:31
Soil Aliquot Vol: | Dilution Factor: 1
Soil Extract Vol.: | GC Column: ZB-624 (30) VOA ID: 0.25(mm)
% Moisture: 16.4 | Level: (low/med) Low
Analysis Batch No.: 613663 | Units: ug/Kg

CAS NO.	COMPOUND NAME	RESULT	Q	RL	MDL
75-71-8	Dichlorodifluoromethane	6.0	U vs	6.0	0.49
100-41-4	Ethylbenzene	6.0	U vs	6.0	0.41
98-82-8	Isopropylbenzene	6.0	U vs	6.0	0.90
79-20-9	Methyl acetate	30	U vs	30	3.6
1634-04-4	Methyl tert-butyl ether	6.0	U vs	6.0	0.58
108-87-2	Methylcyclohexane	6.0	U vs	6.0	0.91
75-09-2	Methylene Chloride	6.0	U vs	6.0	2.7
100-42-5	Styrene	6.0	U vs	6.0	0.30
127-18-4	Tetrachloroethene	6.0	U vs	6.0	0.80
108-88-3	Toluene	6.0	U vs	6.0	0.45
156-60-5	trans-1,2-Dichloroethene	6.0	U vs	6.0	0.61
10061-02-6	trans-1,3-Dichloropropene	6.0	U vs	6.0	2.6
79-01-6	Trichloroethene	6.0	U vs	6.0	1.3
75-69-4	Trichlorofluoromethane	6.0	U vs	6.0	0.56
75-01-4	Vinyl chloride	6.0	U vs	6.0	0.73
1330-20-7	Xylenes, Total	12	U vs	12	1.0

CAS NO.	SURROGATE	%REC	Q	LIMITS
17060-07-0	1,2-Dichloroethane-d4 (Surr)	96		64-126
460-00-4	4-Bromofluorobenzene (Surr)	98		72-126
1868-53-7	Dibromofluoromethane (Surr)	100		60-140
2037-26-5	Toluene-d8 (Surr)	96		71-125

Method 8270D

Semivolatile Organic Compounds (GC/MS) by Method 8270D

No data validation qualifiers were added

MKP 2/23/2022

FORM I
GC/MS SEMI VOA ORGANICS ANALYSIS DATA SHEET

Lab Name: Eurofins Buffalo | Job No.: 480-194653-1
SDG No.:
Client Sample ID: B-1 | Lab Sample ID: 480-194653-1
Matrix: Solid | Lab File ID: X21480618.D
Analysis Method: 8270D | Date Collected: 02/02/2022 10:00
Extract. Method: 3550C | Date Extracted: 02/03/2022 08:28
Sample wt/vol: 30.70(g) | Date Analyzed: 02/04/2022 20:55
Con. Extract Vol.: 1(mL) | Dilution Factor: 1
Injection Volume: 1(uL) | Level: (low/med) Low
% Moisture: 16.4 | GPC Cleanup:(Y/N) N
Analysis Batch No.: 613836 | Units: ug/Kg

CAS NO.	COMPOUND NAME	RESULT	Q	RL	MDL
95-95-4	2,4,5-Trichlorophenol	200	U	200	54
88-06-2	2,4,6-Trichlorophenol	200	U	200	40
120-83-2	2,4-Dichlorophenol	200	U	200	21
105-67-9	2,4-Dimethylphenol	200	U	200	48
51-28-5	2,4-Dinitrophenol	1900	U	1900	920
121-14-2	2,4-Dinitrotoluene	200	U	200	41
606-20-2	2,6-Dinitrotoluene	200	U	200	23
91-58-7	2-Chloronaphthalene	200	U	200	33
95-57-8	2-Chlorophenol	390	U	390	36
91-57-6	2-Methylnaphthalene	200	U	200	40
95-48-7	2-Methylphenol	200	U	200	23
88-74-4	2-Nitroaniline	390	U	390	29
88-75-5	2-Nitrophenol	200	U	200	56
91-94-1	3,3'-Dichlorobenzidine	390	U	390	230
99-09-2	3-Nitroaniline	390	U	390	55
534-52-1	4,6-Dinitro-2-methylphenol	390	U	390	200
101-55-3	4-Bromophenyl phenyl ether	200	U	200	28
59-50-7	4-Chloro-3-methylphenol	200	U	200	49
106-47-8	4-Chloroaniline	200	U	200	49
7005-72-3	4-Chlorophenyl phenyl ether	200	U	200	25
106-44-5	4-Methylphenol	390	U	390	23
100-01-6	4-Nitroaniline	390	U	390	100
100-02-7	4-Nitrophenol	390	U	390	140
83-32-9	Acenaphthene	200	U	200	29
208-96-8	Acenaphthylene	200	U	200	26
98-86-2	Acetophenone	200	U	200	27
120-12-7	Anthracene	200	U	200	49
1912-24-9	Atrazine	200	U	200	69
100-52-7	Benzaldehyde	200	U	200	160
56-55-3	Benzo[a]anthracene	200	U	200	20
50-32-8	Benzo[a]pyrene	200	U	200	29
205-99-2	Benzo[b]fluoranthene	200	U	200	32
191-24-2	Benzo[g,h,i]perylene	200	U	200	21
207-08-9	Benzo[k]fluoranthene	200	U	200	26

FORM I
GC/MS SEMI VOA ORGANICS ANALYSIS DATA SHEET

Lab Name: Eurofins Buffalo | Job No.: 480-194653-1
SDG No.:
Client Sample ID: B-1 | Lab Sample ID: 480-194653-1
Matrix: Solid | Lab File ID: X21480618.D
Analysis Method: 8270D | Date Collected: 02/02/2022 10:00
Extract. Method: 3550C | Date Extracted: 02/03/2022 08:28
Sample wt/vol: 30.70(g) | Date Analyzed: 02/04/2022 20:55
Con. Extract Vol.: 1(mL) | Dilution Factor: 1
Injection Volume: 1(uL) | Level: (low/med) Low
% Moisture: 16.4 | GPC Cleanup:(Y/N) N
Analysis Batch No.: 613836 | Units: ug/Kg

CAS NO.	COMPOUND NAME	RESULT	Q	RL	MDL
92-52-4	Biphenyl	200	U	200	29
108-60-1	bis (2-chloroisopropyl) ether	200	U	200	40
111-91-1	Bis(2-chloroethoxy)methane	200	U	200	42
111-44-4	Bis(2-chloroethyl)ether	200	U	200	26
117-81-7	Bis(2-ethylhexyl) phthalate	200	U	200	68
85-68-7	Butyl benzyl phthalate	200	U	200	33
105-60-2	Caprolactam	200	U	200	60
86-74-8	Carbazole	200	U	200	23
218-01-9	Chrysene	200	U	200	44
53-70-3	Dibenz(a,h)anthracene	200	U	200	35
132-64-9	Dibenzofuran	200	U	200	23
84-66-2	Diethyl phthalate	200	U	200	26
131-11-3	Dimethyl phthalate	200	U	200	23
84-74-2	Di-n-butyl phthalate	200	U	200	34
117-84-0	Di-n-octyl phthalate	200	U	200	23
206-44-0	Fluoranthene	200	U	200	21
86-73-7	Fluorene	200	U	200	23
118-74-1	Hexachlorobenzene	200	U	200	27
87-68-3	Hexachlorobutadiene	200	U	200	29
77-47-4	Hexachlorocyclopentadiene	200	U	200	27
67-72-1	Hexachloroethane	200	U	200	26
193-39-5	Indeno[1,2,3-cd]pyrene	200	U	200	25
78-59-1	Isophorone	200	U	200	42
91-20-3	Naphthalene	200	U	200	26
98-95-3	Nitrobenzene	200	U	200	22
621-64-7	N-Nitrosodi-n-propylamine	200	U	200	34
86-30-6	N-Nitrosodiphenylamine	200	U	200	160
87-86-5	Pentachlorophenol	390	U	390	200
85-01-8	Phenanthrene	200	U	200	29
108-95-2	Phenol	200	U	200	30
129-00-0	Pyrene	200	U	200	23

METALS

COVER PAGE
METALS

Lab Name: Eurofins Buffalo Job Number: 480-194653-1

SDG No.:

Project: BE3 Corp - Pilgrim Village Family

Client Sample ID	Lab Sample ID
B-1	480-194653-1

Comments:

1A-IN
INORGANIC ANALYSIS DATA SHEET
METALS

Client Sample ID: B-1

Lab Sample ID: 480-194653-1

Lab Name: Eurofins Buffalo

Job No.: 480-194653-1

SDG ID.:

Matrix: Solid

Date Sampled: 02/02/2022 10:00

Reporting Basis: DRY

Date Received: 02/02/2022 14:18

% Solids: 83.6

CAS No.	Analyte	Result	RL	MDL	Units	C	Q	DIL	Method
7440-38-2	Arsenic	2.4	2.4	0.48	mg/Kg			1	6010C
7440-39-3	Barium	28.6	0.60	0.13	mg/Kg			1	6010C
7439-92-1	Lead	12.4	1.2	0.29	mg/Kg			1	6010C
7440-66-6	Zinc	68.7	2.4	0.77	mg/Kg			1	6010C
7439-97-6	Mercury	0.053 UJ ~~0.053~~	0.024	0.0055	mg/Kg		B	1	7471B

MKP 2/23/2022

GENERAL CHEMISTRY

COVER PAGE
GENERAL CHEMISTRY

Lab Name: Eurofins Buffalo Job Number: 480-194653-1

SDG No.:

Project: BE3 Corp - Pilgrim Village Family

Client Sample ID	Lab Sample ID
B-1	480-194653-1

Comments:

General Chemistry Raw Data Report

Job ID: 480-194653-1

Batch: 613791 **Analyst Initials: DSC**

Method: Moisture **Instrument: Balance-7**

Lab Sample ID: 480-194653-C-1 **Analysis Date: Feb 03, 2022 17:37**

Analyte	Detector	Dilution	Raw Result	Unit
Percent Moisture	None	1	16.3975155279503	%
Percent Solids	None	1	83.6024844720497	%

Appendix B

Laboratory QC Documentation

FORM III
GC/MS VOA LAB CONTROL SAMPLE RECOVERY

Lab Name: Eurofins Buffalo Job No.: 480-194653-1

SDG No.:

Matrix: Solid Level: Low Lab File ID: M02269.D

Lab ID: LCS 480-613723/1-A Client ID:

COMPOUND	SPIKE ADDED (ug/Kg)	LCS CONCENTRATION (ug/Kg)	LCS % REC	QC LIMITS REC	#
1,1,1-Trichloroethane	50.0	61.2	122	77-121	*+
1,1,2,2-Tetrachloroethane	50.0	50.5	101	80-120	
1,1,2-Trichloro-1,2,2-trifluoroethane	50.0	55.2	110	60-140	
1,1,2-Trichloroethane	50.0	54.4	109	78-122	
1,1-Dichloroethane	50.0	58.7	117	73-126	
1,1-Dichloroethene	50.0	61.7	123	59-125	
1,2,4-Trichlorobenzene	50.0	54.4	109	64-120	
1,2-Dibromo-3-Chloropropane	50.0	48.1	96	63-124	
1,2-Dibromoethane	50.0	55.9	112	78-120	
1,2-Dichlorobenzene	50.0	51.2	102	75-120	
1,2-Dichloroethane	50.0	53.1	106	77-122	
1,2-Dichloropropane	50.0	59.8	120	75-124	
1,3-Dichlorobenzene	50.0	52.3	105	74-120	
1,4-Dichlorobenzene	50.0	51.6	103	73-120	
2-Butanone (MEK)	250	318	127	70-134	
2-Hexanone	250	264	106	59-130	
4-Methyl-2-pentanone (MIBK)	250	249	99	65-133	
Acetone	250	323	129	61-137	
Benzene	50.0	61.5	123	79-127	
Bromodichloromethane	50.0	57.1	114	80-122	
Bromoform	50.0	54.9	110	68-126	
Bromomethane	50.0	54.7	109	37-149	
Carbon disulfide	50.0	52.6	105	64-131	
Carbon tetrachloride	50.0	60.2	120	75-135	
Chlorobenzene	50.0	55.0	110	76-124	
Chloroethane	50.0	55.4	111	69-135	
Chloroform	50.0	59.7	119	80-120	
Chloromethane	50.0	52.8	106	63-127	
cis-1,2-Dichloroethene	50.0	60.8	122	81-120	*+
cis-1,3-Dichloropropene	50.0	61.1	122	80-120	*+
Cyclohexane	50.0	58.2	116	65-120	
Dibromochloromethane	50.0	54.5	109	76-125	
Dichlorodifluoromethane	50.0	56.1	112	57-142	
Ethylbenzene	50.0	56.0	112	80-120	
Isopropylbenzene	50.0	53.6	107	72-120	
Methyl acetate	100	110	110	55-136	
Methyl tert-butyl ether	50.0	56.6	113	63-125	
Methylcyclohexane	50.0	58.2	116	60-140	
Methylene Chloride	50.0	50.7	101	61-127	
Styrene	50.0	56.4	113	80-120	
Tetrachloroethene	50.0	58.0	116	74-122	

Column to be used to flag recovery and RPD values

FORM III 8260C

FORM III
GC/MS VOA MATRIX SPIKE RECOVERY

Lab Name: Eurofins Buffalo Job No.: 480-194653-1

SDG No.:

Matrix: Solid Level: Low Lab File ID: M02274.D

Lab ID: 480-194653-1 MS Client ID: B-1 MS

COMPOUND	SPIKE ADDED (ug/Kg)	SAMPLE CONCENTRATION (ug/Kg)	MS CONCENTRATION (ug/Kg)	MS % REC	QC LIMITS REC	#
1,1,1-Trichloroethane	59.6	6.0 U	66.1	111	77-121	vs
1,1,2,2-Tetrachloroethane	59.6	6.0 U	45.0	76	80-120	vs F1
1,1,2-Trichloro-1,2,2-trifluoroethane	59.6	6.0 U	45.7	77	60-140	vs
1,1,2-Trichloroethane	59.6	6.0 U	53.8	90	78-122	vs
1,1-Dichloroethane	59.6	6.0 U	59.6	100	73-126	vs
1,1-Dichloroethene	59.6	6.0 U	63.1	106	59-125	vs
1,2,4-Trichlorobenzene	59.6	6.0 U	49.9	84	64-120	vs
1,2-Dibromo-3-Chloropropane	59.6	6.0 U	36.3	61	63-124	vs F1
1,2-Dibromoethane	59.6	6.0 U	51.6	87	78-120	vs
1,2-Dichlorobenzene	59.6	6.0 U	54.4	91	75-120	vs
1,2-Dichloroethane	59.6	6.0 U	51.1	86	77-122	vs
1,2-Dichloropropane	59.6	6.0 U	63.9	107	75-124	vs
1,3-Dichlorobenzene	59.6	6.0 U	59.3	100	74-120	vs
1,4-Dichlorobenzene	59.6	6.0 U	58.7	99	73-120	vs
2-Butanone (MEK)	298	30 U	192	64	70-134	vs F1
2-Hexanone	298	30 U	211	71	59-130	vs
4-Methyl-2-pentanone (MIBK)	298	30 U	196	66	65-133	vs
Acetone	298	30 U	202	68	61-137	vs
Benzene	59.6	6.0 U	68.1	114	79-127	vs
Bromodichloromethane	59.6	6.0 U	58.9	99	80-122	vs
Bromoform	59.6	6.0 U	48.7	82	68-126	vs
Bromomethane	59.6	6.0 U	66.4	111	37-149	vs
Carbon disulfide	59.6	6.0 U	56.7	95	64-131	vs
Carbon tetrachloride	59.6	6.0 U	64.1	108	75-135	vs
Chlorobenzene	59.6	6.0 U	61.9	104	76-124	vs
Chloroethane	59.6	6.0 U	68.1	114	69-135	vs
Chloroform	59.6	6.0 U	61.1	103	80-120	vs
Chloromethane	59.6	6.0 U	63.6	107	63-127	vs
cis-1,2-Dichloroethene	59.6	6.0 U	62.8	105	80-120	vs
cis-1,3-Dichloropropene	59.6	6.0 U	64.0	107	80-120	vs
Cyclohexane	59.6	6.0 U	58.4	98	65-120	vs
Dibromochloromethane	59.6	6.0 U	54.4	91	76-125	vs
Dichlorodifluoromethane	59.6	6.0 U	59.2	99	57-142	vs
Ethylbenzene	59.6	6.0 U	67.3	113	80-120	vs
Isopropylbenzene	59.6	6.0 U	66.4	112	72-120	vs
Methyl acetate	119	30 U	67.5	57	55-136	vs
Methyl tert-butyl ether	59.6	6.0 U	47.2	79	63-125	vs
Methylcyclohexane	59.6	6.0 U	60.5	102	60-140	vs
Methylene Chloride	59.6	6.0 U	45.0	75	61-127	vs
Styrene	59.6	6.0 U	62.5	105	80-120	vs
Tetrachloroethene	59.6	6.0 U	68.2	114	74-122	vs

Column to be used to flag recovery and RPD values

FORM III 8260C

FORM III
GC/MS VOA MATRIX SPIKE DUPLICATE RECOVERY

Lab Name: Eurofins Buffalo Job No.: 480-194653-1

SDG No.:

Matrix: Solid Level: Low Lab File ID: M02275.D

Lab ID: 480-194653-1 MSD Client ID: B-1 MSD

COMPOUND	SPIKE ADDED (ug/Kg)	MSD CONCENTRATION (ug/Kg)	MSD % REC	% RPD	QC LIMITS RPD	QC LIMITS REC	#
1,1,1-Trichloroethane	59.5	65.5	110	1	30	77-121	vs
1,1,2,2-Tetrachloroethane	59.5	42.6	72	6	30	80-120	vs F1
1,1,2-Trichloro-1,2,2-trifluoroethane	59.5	56.5	95	21	30	60-140	vs
1,1,2-Trichloroethane	59.5	52.2	88	3	30	78-122	vs
1,1-Dichloroethane	59.5	61.4	103	3	30	73-126	vs
1,1-Dichloroethene	59.5	63.4	107	0	30	59-125	vs
1,2,4-Trichlorobenzene	59.5	52.9	89	6	30	64-120	vs
1,2-Dibromo-3-Chloropropane	59.5	37.7	63	4	30	63-124	vs
1,2-Dibromoethane	59.5	51.1	86	1	30	78-120	vs
1,2-Dichlorobenzene	59.5	55.1	93	1	30	75-120	vs
1,2-Dichloroethane	59.5	52.0	87	2	30	77-122	vs
1,2-Dichloropropane	59.5	62.7	106	2	30	75-124	vs
1,3-Dichlorobenzene	59.5	57.5	97	3	30	74-120	vs
1,4-Dichlorobenzene	59.5	57.4	96	2	30	73-120	vs
2-Butanone (MEK)	297	177	59	8	30	70-134	vs F1
2-Hexanone	297	195	66	7	30	59-130	vs
4-Methyl-2-pentanone (MIBK)	297	192	65	2	30	65-133	vs
Acetone	297	194	65	4	30	61-137	vs
Benzene	59.5	67.9	114	0	30	79-127	vs
Bromodichloromethane	59.5	59.5	100	1	30	80-122	vs
Bromoform	59.5	46.6	78	4	30	68-126	vs
Bromomethane	59.5	67.1	113	1	30	37-149	vs
Carbon disulfide	59.5	55.3	93	2	30	64-131	vs
Carbon tetrachloride	59.5	64.3	108	0	30	75-135	vs
Chlorobenzene	59.5	60.4	102	2	30	76-124	vs
Chloroethane	59.5	69.2	116	2	30	69-135	vs
Chloroform	59.5	58.4	98	4	30	80-120	vs
Chloromethane	59.5	63.1	106	1	30	63-127	vs
cis-1,2-Dichloroethene	59.5	60.8	102	3	30	80-120	vs
cis-1,3-Dichloropropene	59.5	60.8	102	5	30	80-120	vs
Cyclohexane	59.5	60.6	102	4	30	65-120	vs
Dibromochloromethane	59.5	54.7	92	1	30	76-125	vs
Dichlorodifluoromethane	59.5	60.8	102	3	30	57-142	vs
Ethylbenzene	59.5	63.8	107	5	30	80-120	vs
Isopropylbenzene	59.5	64.4	108	3	30	72-120	vs
Methyl acetate	119	74.4	63	10	30	55-136	vs
Methyl tert-butyl ether	59.5	48.2	81	2	30	63-125	vs
Methylcyclohexane	59.5	62.8	106	4	30	60-140	vs
Methylene Chloride	59.5	45.1	76	0	30	61-127	vs
Styrene	59.5	59.4	100	5	30	80-120	vs
Tetrachloroethene	59.5	64.2	108	6	30	74-122	vs

Column to be used to flag recovery and RPD values

FORM III 8260C

3-IN
METHOD BLANK
METALS

Lab Name: Eurofins Buffalo Job No.: 480-194653-1

SDG No.:

Concentration Units: mg/Kg Lab Sample ID: MB 480-614413/1-A

Instrument Code: LEEMAN5 Batch No.: 614619

CAS No.	Analyte	Concentration	C	Q	Method
7439-97-6	Mercury	0.0161	J		7471B

FORM III-IN

Appendix C

Validator Qualifications

KENNETH R. APPLIN
Geochemist/Data Validator

Ph.D., Geochemistry and Mineralogy, The Pennsylvania State University

M.S., Geochemistry and Mineralogy, The Pennsylvania State University

B.A., Geological Sciences, SUNY at Geneseo, NY

Dr. Applin has over 35 years of experience working with the geochemistry of natural waters. His prior experience includes working as an Assistant Professor of Geology at the University of Missouri-Columbia and as Chief Hydrogeologist and Geochemist with a leading engineering firm in Rochester, NY. In 1993, he established KR Applin and Associates, a small consulting business that focuses on the geochemistry of natural waters, especially as applied to problems involving the contamination of groundwater and surface water.

Dr. Applin is also an experienced analytical data validator and has provided data validation services since 1994 to a variety of clients performing brownfield cleanup projects, hazardous waste remediation, groundwater monitoring at solid waste facilities, and other projects requiring third-party data validation. Dr. Applin has several years of hands-on experience with the laboratory analysis of natural waters and has successfully completed the USEPA Region II certification courses for performing inorganic and organic analytical data validation.

MICHAEL K. PERRY
Chemist/Data Validator

B.S. Chemistry, Georgia State University, Atlanta, GA

A.A.S., Chemical Technology, Alfred State College, Alfred, NY

Mr. Perry has over 30 years of experience in the analytical laboratory business. During his early career, he spent several years as a laboratory analyst performing the analysis of soil, water, and air samples for inorganic and organic chemical parameters. During his last 20 years in the environmental laboratory business, he managed and directed two major analytical laboratories in Rochester, NY. His management responsibilities included oversight of the daily operations of the lab, staff training and supervision, the selection, purchase, and maintenance of analytical instruments, the introduction of new laboratory methods, analytical quality assurance and quality control, data acquisition and management, and other business-related activities.

Mr. Perry has an extensive working knowledge of the methods and procedures used for sampling and analyzing both inorganic and organic analytes in soil, water, and air. He is an accomplished laboratory chemist and is familiar with the analytical methods and procedures established under the USEPA Contract Laboratory Protocols (CLP), the NYSDEC Analytical Services Protocols (ASP), and the NYSDOH Environmental Laboratory Approval Program (ELAP).

DATA USABILITY SUMMARY REPORT (DUSR)

Pilgrim Village Family
951 Ellicott St.
Buffalo, NY 14209
NYSDEC BCP # C915363

SDG: J194959-1
1 soil sample

Prepared for:

BE3 Corp.
960 Busti Avenue
Suite 150-B
Buffalo, NY 14213
Attention: Jake Tracy

February 2022

EDU *Environmental Data Usability 10028 Deer Park Dr. Dansville, NY 14437 585-991-9156*

Table of Contents

Page No.

REVIEWER'S NARRATIVE

1.0 SUMMARY 1

2.0 INTRODUCTION 1

3.0 SAMPLE AND ANALYSIS SUMMARY 2

4.0 GUIDANCE DOCUMENTS AND DATA REVIEW CRITERIA 2

5.0 DATA VALIDATION QUALIFIERS 3

6.0 RESULTS OF THE DATA REVIEW 4

7.0 TOTAL USABLE DATA 4

APPENDIX A Validated Analytical Results
APPENDIX B Laboratory QC Documentation
APPENDIX C Validator Qualifications

Tables

Table 4-1 Data Validation Guidance Documents
Table 4-2 Quality Control Criteria for Validating Laboratory Analytical Data

Summaries of Validated Results
Table 6-1 VOCs
Table 6-2 SVOCs
Table 6-3 Metals

REVIEWER'S NARRATIVE
BE3 SDG J194959-1: Pilgrim Village Family

The data associated with this Sample Delivery Group (SDG) J194959-1, analyzed by Eurofins Buffalo, Buffalo, NY have been reviewed in accordance with assessment criteria provided by the New York State Department of Environmental Conservation following the review procedures provided in the USEPA Functional Guidelines for evaluating organic and inorganic data.

All analytical results reported by the laboratory are considered valid and acceptable except results that have been qualified as rejected, “R”. Results qualified as estimated “J”, or as non-detects, “U”, are considered usable for the purpose of evaluating water and/or soil quality. However, these qualifiers indicate that the accuracy and/or precision of the analytical result is questionable. A summary of all data that have been qualified and the reasons for qualification are provided in the following data usability summary report (DUSR).

Two facts should be noted by all data users. First, the “R” qualifier means that the associated value is unusable. In other words, due to significant quality control (QC) problems, the analysis is invalid and provides no information as to whether the analyte is present or not. Values qualified with an “R” should not appear on the final data tables because they cannot be relied upon, even as the last resort. Second, no analyte concentration, even if it has passed all QC tests, is guaranteed to be accurate. Strict QC serves to increase confidence in data, but any value potentially contains error.

Reviewer's Signature: Michael K. Perry Date: 2/23/2022

Michael K. Perry
Chemist

1.0 SUMMARY

SITE:	Pilgrim Village Family 951 Ellicott St. Buffalo, NY 14209
SAMPLING DATE:	February 10, 2022
SAMPLE TYPE:	1 soil sample
LABORATORY:	Eurofins Buffalo Buffalo, NY
SDG No.:	J194959-1

2.0 INTRODUCTION

This data usability summary report (DUSR) was prepared in accordance with guidance provided by the New York State Department of Environmental Conservation (NYSDEC). The DUSR is based on a review and evaluation of the laboratory analytical data package. Specifically, the NYSDEC guidance recommends review and evaluation of the following elements of the data package:

- Completeness of the data package as defined under the requirements of the NYSDEC Analytical Services Protocols (ASP) Category B or the United States Environmental Protection Agency (USEPA) Contract Laboratory Program (CLP) deliverables,
- Compliance with established analyte holding times,
- Adherence to quality control (QC) limits and specifications for blanks, instrument tuning and calibration, surrogate recoveries, spike recoveries, laboratory duplicate analyses, and other QC criteria,
- Adherence to established analytical protocols,
- Conformance of data summary sheets with raw analytical data, and
- Use of correct data qualifiers.

Data deficiencies, analytical protocol deviations, and quality control problems identified using the review criteria above and their effect on the analytical results are discussed in this report.

3.0 SAMPLE AND ANALYSIS SUMMARY

The data package consists of analytical results for one soil sample collected on February 10, 2022. This sample was analyzed for Volatile Organic Compounds (VOCs), Semi-volatile Organic Compounds (SVOCs), and Metals.

All analyses were performed by Eurofins Buffalo, Buffalo, NY and analyzed as SDG J194959-1. The analytical results were provided in NYSDEC ASP Category B format, which includes all raw analytical data and laboratory QC data.

4.0 GUIDANCE DOCUMENTS AND DATA REVIEW CRITERIA

The guidance documents appropriate for reviewing laboratory quality control (QC) data and assigning data qualifiers (flags) to analytical results were selected from those listed in Table 4-1. The QC limits established in the documents applicable to this data review were used to assess the quality of the analytical results. In some cases, however, QC limits established internally by the laboratory were taken into account to determine data quality.

The QC criteria considered for assessing the usability of the reported analytical results provided for each analyte type (i.e. VOCs, SVOCs, metals, etc.) are listed in Table 4-2. These criteria may vary with the analytical method utilized by the laboratory. These criteria comply with the guidance recommended in Section 2.0 above.

5.0 DATA VALIDATION QUALIFIERS

The letter qualifiers (flags) used to define data usability are described briefly below. These letters are assigned by the data validator to analytical results having questionable accuracy and/or precision as determined by reviewing the laboratory QC data associated with the analytical results.

TABLE 4-1

Guidance Used For Validating Laboratory Analytical Data

Analyte Group	Guidance	Date
Metals (ICP-AES)	USEPA SOP HW-3a, Rev. 1	September 2016
Metals (Hg & CN)	USEPA SOP HW-3c, Rev. 1	September 2016
Volatile Organic Compounds (by Methods 8260B & 8260C)	USEPA SOP HW-24, Rev. 4	September 2014
Semi-Volatile Organic Compounds (by Method 8270D)	USEPA SOP HW-22 Rev. 5	December 2010
Pesticides (by Method 8181B)	USEPA SOP HW-44, Rev. 1.1	December 2010
Chlorinated Herbicides (by Method 8151A)	USEPA SOP HW-17, Rev. 3.1	December 2010
Polychlorinated Biphenyls (PCBs)	USEPA SOP HW-37A, Rev. 0	June 2015
Volatile Organic Compounds (Air) (by Method TO-15)	USEPA SOP HW-31, Rev. 6	September 2016
Per- and PolyFluoroAlkyl Substances (PFAS)	* NYSDEC	January 2021
General Chemistry Parameters	per NYSDEC ASP	July 2005

* Sampling, Analysis, and Assessment of Per- and Polyfluoroalkyl Substances (PFAS) Under NYSDEC's Part 375 Remedial Programs, Appendix I

TABLE 4-2

QUALITY CONTROL CRITERIA USED FOR VALIDATING LABORATORY ANALYTICAL DATA

VOCs	SVOCs	Pesticides/PCBs	Metals	Gen Chemistry	PFAS
Completeness of Pkg	Completeness of Pkg	Completeness of Pkg	Completeness of Pkg	Completeness of Pkg	Completeness of Pkg
Sample Preservation	Sample Preservation	Sample Preservation	Sample Preservation	Sample Preservation	Sample Preservation
Holding Time	Holding Time	Holding Time	Holding Time	Holding Times	Holding Time
System Monitoring Compounds	Surrogate Recoveries	Surrogate Recoveries	Initial/Continuing Calibration	Calibration	Instr Performance Check
Lab Control Sample	Lab Control Sample	Matrix Spikes	CRDL Standards	Lab Control Samples	Initial Calibration
Matrix Spikes	Matrix Spikes	Blanks	Blanks	Blanks	Continuing Calibration
Blanks	Blanks	Instrument Calibration & Verification	Interference Check Sample	Spike Recoveries	Blanks
Instrument Tuning	Instrument Tuning	Comparison of duplicate GC column results	Spike Recoveries	Lab Duplicates	Surrogates
Internal Standards	Internal Standards	Analyte ID	Lab Duplicate		Lab Fortified Blank
Initial Calibration	Initial Calibration	Lab Qualifiers	Lab Control Sample		Matrix Spikes
Continuing Calibration	Continuing Calibration	Field Duplicate	ICP Serial Dilutions		Internal Standards
Lab Qualifiers	Lab Qualifiers		Lab Qualifiers		
Field Duplicate	Field Duplicate		Field Duplicate		

Method TO-15 (Air)
Completeness of Pkg
Sample Preservation
Holding Time
Canister Certification
Instrument Tuning
Initial Calibration and Instrument Performance
Daily Calibration
Blanks
Lab Control Sample
Field Duplicate

The laboratory may also use various letters and symbols to flag analytical results generated when QC limits were exceeded. The meanings of these flags may differ from those used by the independent data validator. Those used by the laboratory are provided with the analytical results.

NOTE: The assignment of data qualifiers by the data reviewer (validator) to laboratory analytical results should not necessarily be interpreted by the data user as a measure of laboratory ability or proficiency. Rather, the qualifiers are intended to provide a measure of data accuracy and precision to the data user, which, for example, may provide a level of confidence in determining whether or not standards or cleanup objectives have been met.

U The analyte was analyzed for but was not detected at or above the sample quantitation limit.

J The analyte was positively identified; the associated numerical value is the *approximate* concentration of the analyte in the sample. (The magnitude of any ± value associated with the result is not determined by data validation).

J+ The result is an estimated quantity and may be biased high.

J- The result is an estimated quantity and may be biased low.

UJ The analyte was analyzed for but not detected. The reported quantitation limit is approximate and may inaccurate or imprecise.

R The sample result is rejected (i.e., is unusable) due to serious deficiencies in the ability to analyze the sample and meet quality control criteria. The presence or absence of the analyte cannot be verified.

NJ The analysis indicates the presence of an analyte that has been "tentatively identified" and the associated numerical value represents its approximate concentration.

The validated analytical results are attached to this report. Validation qualifiers (flags) are indicated in red print. Data sheets having qualified data are signed and dated by the data reviewer.

6.0 RESULTS OF THE DATA REVIEW

The results of the data review are summarized in Tables 6-1 through 6-3. The tables list the samples where QC criteria were found to exceed acceptable limits and the actions taken to qualify the associated analytical results.

7.0 TOTAL USABLE DATA

For SDG J194959-1, one sample was analyzed and results were reported for 120 analytes. Even though some results were flagged with a "J" as estimated, all results (100 %) are considered usable. See the summary table for the analyses that have rejected/qualified and the corresponding QC reasons.

NOTE: 1) As noted by the laboratory, the soil samples were not collected following SW846 5035A protocol. This adds an element of uncertainty to the analytical results for volatile organic analytes (VOAs). Although not specifically indicated on the final data sheets with a "J" flag, the VOA analytical results should be considered estimated, but usable.

Table 6-1 8260 VOCs

SAMPLES AFFECTED	ANALYTES	ACTION	QC VIOLATION	COMMENTS
B-2	1,1,2,2-Tetrachloroethane 1,1,2-Trichloroethane DBCP 1,2-Dibromomethane 2-Butanone 4-Methyl-2-pentanone Bromoform 1,2,4-Trichlorobenzene 1,2-dichlorobenzene	J detects UJ non-detects	MS/MSD < QC limit	Data are estimated

Table 6-2 8270 SVOCs

SAMPLES AFFECTED	ANALYTES	ACTION	QC VIOLATION	COMMENTS
B-2	Benzaldehyde	J detects UJ non-detects	ICAL RSD > 20 %	Data are estimated
B-2	2,4-Dinitrophenol	J detects UJ non-detects	CCV % D > 20 %	Data are estimated

Table 6-3 Metals

SAMPLES AFFECTED	ANALYTES	ACTION	QC VIOLATION	COMMENTS
none			none	

ACRONYMS

BSP	Blank Spike
CCAL	Continuing Calibration
CCB	Continuing Calibration Blank
CCV	Continuing Calibration Verification
CRDL	Contract Required Detection Limit
CRQL	Contract Required Quantitation Limit
%D	Percent Difference
ICAL	Initial Calibration
ICB	Initial Calibration Blank
IS	Internal Standard
LCS	Laboratory Control Sample
MS/MSD	Matrix Spike/Matrix Spike Duplicate
QA	Quality Assurance
QC	Quality Control
%R	Percent recovery
RPD	Relative Percent Difference
RRF	Relative Response Factor
%RSD	Percent Relative Standard Deviation
TAL	Target Analyte List (metals)
TCL	Target Compound List (organics)

Appendix A

Validated Analytical Results

eurofins | Environment Testing America

ANALYTICAL REPORT

Job Number: 480-194959-1

Job Description: Project #1 - Pilgrim Village Family

For:
Brydges Engineering in Environment & Energy DPC
960 Busti Ave
Suite B-150
Buffalo, NY 14213

Attention: Mr. Jake Tracy

Approved for release.
John Beninati
Project Manager
2/18/2022 2:55 PM

John Beninati, Project Manager
10 Hazelwood Drive, Amherst, NY, 14228-2298
john.beninati@eurofinset.com
02/18/2022

The test results in this report meet all NELAP requirements for parameters for which accreditation is required or available. Any exceptions to the NELAP requirements are noted in this report. Pursuant to NELAP, this report may not be reproduced, except in full, without the written approval of the laboratory. This report is confidential and is intended for the sole use of Eurofins Environment Testing Northeast, LLC Buffalo and its client. All questions regarding this report should be directed to the Eurofins Environment Testing Northeast, LLC Buffalo Project Manager or designee who has signed this report.

The test results in this report relate only to the samples as received by the laboratory and will meet all requirements of the methodology, with any exceptions noted. This report shall not be reproduced except in full, without the express written approval of the laboratory. All questions should be directed to the Eurofins Environment Testing Northeast, LLC Project Manager.

This report has been electronically signed and authorized by the signatory. Electronic signature is intended to be the legally binding equivalent of a traditionally handwritten signature.

Job Narrative
480-194959-1

Comments
No additional comments.

Receipt
The sample was received on 2/10/2022 4:11 PM. Unless otherwise noted below, the sample arrived in good condition, and where required, properly preserved and on ice. The temperature of the cooler at receipt was 10.6º C.

GC/MS VOA
Method 8260C: The continuing calibration verification (CCV) associated with batch 480-614798 recovered above the upper control limit for 1,1,1-Trichloroethane, Cyclohexane, Methylcyclohexane, Trichlorofluoromethane and Vinyl chloride. The samples associated with this CCV were non-detects above the reporting limits for the affected analytes; therefore, the data have been reported. The associated sample is impacted: B-2 (480-194959-1).

No additional analytical or quality issues were noted, other than those described above or in the Definitions/Glossary page.

GC/MS Semi VOA
Method 8270D: The continuing calibration verification (CCV) associated with batch 480-615046 recovered above the upper control limit for 2,4-Dinitrophenol. The samples associated with this CCV were non-detects for the affected analytes; therefore, the data have been reported. The associated sample is impacted: B-2 (480-194959-1).

Method 8270D: The laboratory control sample (LCS) and laboratory control sample duplicate (LCSD) for preparation batch 480-614826 and analytical batch 480-615046 recovered outside control limits for the following surrogate: 2,4,6-Tribromophenol. This surrogate is biased high and no detections were found for associated analytes in the following affected samples: B-2 (480-194959-1). Therefore, the data has been reported.

No additional analytical or quality issues were noted, other than those described above or in the Definitions/Glossary page.

Metals
No analytical or quality issues were noted, other than those described in the Definitions/Glossary page.

Organic Prep
No analytical or quality issues were noted, other than those described in the Definitions/Glossary page.

Sample Summary

Client: Brydges Engineering in Environment & Energy DPC
Job ID: 480-194959-1
Project/Site: Project #1 - Pilgrim Village Family

Lab Sample ID	Client Sample ID	Matrix	Collected	Received
480-194959-1	B-2	Solid	02/10/22 09:30	02/10/22 16:11

Eurofins TestAmerica, Buffalo
10 Hazelwood Drive
Amherst, NY 14228-2298
Phone: 716-691-2600 Fax: 716-691-7991

Chain of Custody Record

eurofins Environment Testing America

Client Information (Sub Contract Lab)	Sampler: LIBBY BRODERICK	Lab PM:	Carrier Tracking No(s):	COC No:
Client Contact: JASON BRYDGES	Phone: 716-545-2143	E-Mail:	State of Origin:	Page:
Company: BE3		Accreditations Required (See note):		Job #:
Address: 960 BUSTI AVE	Due Date Requested:			
City: BUFFALO	TAT Requested (days): 10 DAY			
State, Zip: NY 14213				
Phone: 716-249-6880	PO #:			
Email:	WO #:			
Project Name: PILGRIM - FAMILY	Project #:			
Site: FAMILY	SSOW#:			

Analysis Requested

Preservation Codes:
A - HCL, B - NaOH, C - Zn Acetate, D - Nitric Acid, E - NaHSO4, F - MeOH, G - Amchlor, H - Ascorbic Acid, I - Ice, J - DI Water, K - EDTA, L - EDA
M - Hexane, N - None, O - AsNaO2, P - Na2O4S, Q - Na2SO3, R - Na2S2O3, S - H2SO4, T - TSP Dodecahydrate, U - Acetone, V - MCAA, W - pH 4-5, Z - other (specify)
Other:

Sample Identification - Client ID (Lab ID)	Sample Date	Sample Time	Sample Type (C=comp, G=grab)	Matrix (W=water, S=solid, O=waste/oil, BT=Tissue, A=Air)	Field Filtered Sample (Yes or No)	Perform MS/MSD (Yes or No)	TCL VOC	TCL SVOC	ARSENIC	BARIUM	LEAD	MERCURY	ZINC							Total Number of containers	Special Instructions/Note:
			Preservation Code:																		
B-2	2-10-22	9:30	G	SO	N	N	✓	✓	✓	✓	✓	✓	✓							3	

480-194959 Chain of Custody

Note: Since laboratory accreditations are subject to change, Eurofins TestAmerica places the ownership of method, analyte & accreditation compliance upon out subcontract laboratories. This sample shipment is forwarded under chain-of-custody. If the laboratory does not currently maintain accreditation in the State of Origin listed above for analysis/tests/matrix being analyzed, the samples must be shipped back to the Eurofins TestAmerica laboratory or other instructions will be provided. Any changes to accreditation status should be brought to Eurofins TestAmerica attention immediately. If all requested accreditations are current to date, return the signed Chain of Custody attesting to said complicance to Eurofins TestAmerica.

Possible Hazard Identification
Unconfirmed

Sample Disposal (A fee may be assessed if samples are retained longer than 1 month)
☐ *Return To Client* ☐ *Disposal By Lab* ☐ *Archive For* _____ *Months*

Deliverable Requested: I, II, III, IV, Other (specify) CAT B w/ EDD
Primary Deliverable Rank: 2
Special Instructions/QC Requirements:

Empty Kit Relinquished by:	Date:	Time:	Method of Shipment:		
Relinquished by:	Date/Time:	Company	Received by:	Date/Time:	Company
Relinquished by:	Date/Time:	Company	Received by:	Date/Time:	Company
Relinquished by:	Date/Time: 2/10/22	Company 1611	Received by:	Date/Time: 2/10/22 1611	Company TMS
Custody Seals Intact: Δ Yes Δ No	Custody Seal No.:		Cooler Temperature(s) °C and Other Remarks:	10.6 #1 NO ICE	

Ver: 06/08/2021

Method 8260C

Volatile Organic Compounds (GC/MS) by Method 8260C

FORM I
GC/MS VOA ORGANICS ANALYSIS DATA SHEET

Lab Name: Eurofins Buffalo | Job No.: 480-194959-1
SDG No.:
Client Sample ID: B-2 | Lab Sample ID: 480-194959-1
Matrix: Solid | Lab File ID: M02374.D
Analysis Method: 8260C | Date Collected: 02/10/2022 09:30
Sample wt/vol: 5.12(g) | Date Analyzed: 02/14/2022 22:52
Soil Aliquot Vol: | Dilution Factor: 1
Soil Extract Vol.: | GC Column: ZB-624 (30) VOA ID: 0.25(mm)
% Moisture: 20.8 | Level: (low/med) Low
Analysis Batch No.: 614798 | Units: ug/Kg

CAS NO.	COMPOUND NAME	RESULT	Q	RL	MDL	
71-55-6	1,1,1-Trichloroethane	6.2	U vs	6.2	0.45	
79-34-5	1,1,2,2-Tetrachloroethane	6.2	U vs F1	6.2	1.0	UJ
76-13-1	1,1,2-Trichloro-1,2,2-trifluoroethane	6.2	U vs	6.2	1.4	
79-00-5	1,1,2-Trichloroethane	6.2	U vs F1	6.2	0.80	UJ
75-34-3	1,1-Dichloroethane	6.2	U vs	6.2	0.75	
75-35-4	1,1-Dichloroethene	6.2	U vs	6.2	0.76	
120-82-1	1,2,4-Trichlorobenzene	6.2	U vs F1	6.2	0.38	UJ
96-12-8	1,2-Dibromo-3-Chloropropane	6.2	U vs F1	6.2	3.1	UJ
106-93-4	1,2-Dibromoethane	6.2	U vs F1	6.2	0.79	UJ
95-50-1	1,2-Dichlorobenzene	6.2	U vs F1	6.2	0.48	UJ
107-06-2	1,2-Dichloroethane	6.2	U vs	6.2	0.31	
78-87-5	1,2-Dichloropropane	6.2	U vs	6.2	3.1	
541-73-1	1,3-Dichlorobenzene	6.2	U vs	6.2	0.32	
106-46-7	1,4-Dichlorobenzene	6.2	U vs	6.2	0.86	
78-93-3	2-Butanone (MEK)	31	U vs F1	31	2.3	UJ
591-78-6	2-Hexanone	31	U vs	31	3.1	
108-10-1	4-Methyl-2-pentanone (MIBK)	31	U vs F1	31	2.0	UJ
67-64-1	Acetone	31	U vs	31	5.2	
71-43-2	Benzene	6.2	U vs	6.2	0.30	
75-27-4	Bromodichloromethane	6.2	U vs	6.2	0.83	
75-25-2	Bromoform	6.2	U vs F1	6.2	3.1	
74-83-9	Bromomethane	6.2	U vs	6.2	0.56	
75-15-0	Carbon disulfide	6.2	U vs	6.2	3.1	
56-23-5	Carbon tetrachloride	6.2	U vs	6.2	0.60	
108-90-7	Chlorobenzene	6.2	U vs	6.2	0.81	
75-00-3	Chloroethane	6.2	U vs	6.2	1.4	
67-66-3	Chloroform	0.58	J vs B	6.2	0.38	
74-87-3	Chloromethane	6.2	U vs	6.2	0.37	
156-59-2	cis-1,2-Dichloroethene	6.2	U vs	6.2	0.79	

MKP 2/23/2022

FORM I
GC/MS VOA ORGANICS ANALYSIS DATA SHEET

Lab Name: Eurofins Buffalo | Job No.: 480-194959-1
SDG No.:
Client Sample ID: B-2 | Lab Sample ID: 480-194959-1
Matrix: Solid | Lab File ID: M02374.D
Analysis Method: 8260C | Date Collected: 02/10/2022 09:30
Sample wt/vol: 5.12(g) | Date Analyzed: 02/14/2022 22:52
Soil Aliquot Vol: | Dilution Factor: 1
Soil Extract Vol.: | GC Column: ZB-624 (30) VOA ID: 0.25(mm)
% Moisture: 20.8 | Level: (low/med) Low
Analysis Batch No.: 614798 | Units: ug/Kg

CAS NO.	COMPOUND NAME	RESULT	Q	RL	MDL
10061-01-5	cis-1,3-Dichloropropene	6.2	U vs	6.2	0.89
110-82-7	Cyclohexane	6.2	U vs	6.2	0.86
124-48-1	Dibromochloromethane	6.2	U vs	6.2	0.79
75-71-8	Dichlorodifluoromethane	6.2	U vs	6.2	0.51
100-41-4	Ethylbenzene	6.2	U vs	6.2	0.43
98-82-8	Isopropylbenzene	6.2	U vs	6.2	0.93
79-20-9	Methyl acetate	31	U vs	31	3.7
1634-04-4	Methyl tert-butyl ether	6.2	U vs	6.2	0.61
108-87-2	Methylcyclohexane	6.2	U vs	6.2	0.94
75-09-2	Methylene Chloride	6.2	U vs	6.2	2.8
100-42-5	Styrene	6.2	U vs	6.2	0.31
127-18-4	Tetrachloroethene	6.2	U vs	6.2	0.83
108-88-3	Toluene	6.2	U vs	6.2	0.47
156-60-5	trans-1,2-Dichloroethene	6.2	U vs	6.2	0.64
10061-02-6	trans-1,3-Dichloropropene	6.2	U vs	6.2	2.7
79-01-6	Trichloroethene	6.2	U vs	6.2	1.4
75-69-4	Trichlorofluoromethane	6.2	U vs	6.2	0.58
75-01-4	Vinyl chloride	6.2	U vs	6.2	0.75
1330-20-7	Xylenes, Total	12	U vs	12	1.0

CAS NO.	SURROGATE	%REC	Q	LIMITS
17060-07-0	1,2-Dichloroethane-d4 (Surr)	98		64-126
460-00-4	4-Bromofluorobenzene (Surr)	104		72-126
1868-53-7	Dibromofluoromethane (Surr)	105		60-140
2037-26-5	Toluene-d8 (Surr)	91		71-125

Method 8270D

Semivolatile Organic Compounds (GC/MS) by Method 8270D

FORM I
GC/MS SEMI VOA ORGANICS ANALYSIS DATA SHEET

Lab Name: Eurofins Buffalo | Job No.: 480-194959-1
SDG No.:
Client Sample ID: B-2 | Lab Sample ID: 480-194959-1
Matrix: Solid | Lab File ID: V3156247.D
Analysis Method: 8270D | Date Collected: 02/10/2022 09:30
Extract. Method: 3550C | Date Extracted: 02/15/2022 08:27
Sample wt/vol: 30.31(g) | Date Analyzed: 02/16/2022 21:37
Con. Extract Vol.: 1(mL) | Dilution Factor: 1
Injection Volume: 1(uL) | Level: (low/med) Low
% Moisture: 20.8 | GPC Cleanup:(Y/N) N
Analysis Batch No.: 615046 | Units: ug/Kg

CAS NO.	COMPOUND NAME	RESULT	Q	RL	MDL	
95-95-4	2,4,5-Trichlorophenol	210	U	210	58	
88-06-2	2,4,6-Trichlorophenol	210	U	210	43	
120-83-2	2,4-Dichlorophenol	210	U	210	23	
105-67-9	2,4-Dimethylphenol	210	U	210	51	
51-28-5	2,4-Dinitrophenol	2100	U	2100	980	UJ
121-14-2	2,4-Dinitrotoluene	210	U	210	44	
606-20-2	2,6-Dinitrotoluene	210	U	210	25	
91-58-7	2-Chloronaphthalene	210	U	210	35	
95-57-8	2-Chlorophenol	410	U	410	39	
91-57-6	2-Methylnaphthalene	210	U	210	43	
95-48-7	2-Methylphenol	210	U	210	25	
88-74-4	2-Nitroaniline	410	U	410	31	
88-75-5	2-Nitrophenol	210	U	210	60	
91-94-1	3,3'-Dichlorobenzidine	410	U	410	250	
99-09-2	3-Nitroaniline	410	U	410	59	
534-52-1	4,6-Dinitro-2-methylphenol	410	U	410	210	
101-55-3	4-Bromophenyl phenyl ether	210	U	210	30	
59-50-7	4-Chloro-3-methylphenol	210	U	210	53	
106-47-8	4-Chloroaniline	210	U	210	53	
7005-72-3	4-Chlorophenyl phenyl ether	210	U	210	26	
106-44-5	4-Methylphenol	410	U	410	25	
100-01-6	4-Nitroaniline	410	U	410	110	
100-02-7	4-Nitrophenol	410	U	410	150	
83-32-9	Acenaphthene	210	U	210	31	
208-96-8	Acenaphthylene	210	U	210	28	
98-86-2	Acetophenone	210	U	210	29	
120-12-7	Anthracene	210	U	210	53	
1912-24-9	Atrazine	210	U	210	74	
100-52-7	Benzaldehyde	210	U	210	170	UJ
56-55-3	Benzo[a]anthracene	210	U	210	21	
50-32-8	Benzo[a]pyrene	210	U	210	31	
205-99-2	Benzo[b]fluoranthene	210	U	210	34	
191-24-2	Benzo[g,h,i]perylene	210	U	210	23	
207-08-9	Benzo[k]fluoranthene	210	U	210	28	

MKP 2/23/2022

FORM I
GC/MS SEMI VOA ORGANICS ANALYSIS DATA SHEET

Lab Name: Eurofins Buffalo | Job No.: 480-194959-1
SDG No.:
Client Sample ID: B-2 | Lab Sample ID: 480-194959-1
Matrix: Solid | Lab File ID: V3156247.D
Analysis Method: 8270D | Date Collected: 02/10/2022 09:30
Extract. Method: 3550C | Date Extracted: 02/15/2022 08:27
Sample wt/vol: 30.31(g) | Date Analyzed: 02/16/2022 21:37
Con. Extract Vol.: 1(mL) | Dilution Factor: 1
Injection Volume: 1(uL) | Level: (low/med) Low
% Moisture: 20.8 | GPC Cleanup:(Y/N) N
Analysis Batch No.: 615046 | Units: ug/Kg

CAS NO.	COMPOUND NAME	RESULT	Q	RL	MDL
92-52-4	Biphenyl	210	U	210	31
108-60-1	bis (2-chloroisopropyl) ether	210	U	210	43
111-91-1	Bis(2-chloroethoxy)methane	210	U	210	45
111-44-4	Bis(2-chloroethyl)ether	210	U	210	28
117-81-7	Bis(2-ethylhexyl) phthalate	210	U	210	73
85-68-7	Butyl benzyl phthalate	210	U	210	35
105-60-2	Caprolactam	210	U	210	64
86-74-8	Carbazole	210	U	210	25
218-01-9	Chrysene	210	U	210	48
53-70-3	Dibenz(a,h)anthracene	210	U	210	38
132-64-9	Dibenzofuran	210	U	210	25
84-66-2	Diethyl phthalate	210	U	210	28
131-11-3	Dimethyl phthalate	210	U	210	25
84-74-2	Di-n-butyl phthalate	210	U	210	36
117-84-0	Di-n-octyl phthalate	210	U	210	25
206-44-0	Fluoranthene	210	U	210	23
86-73-7	Fluorene	210	U	210	25
118-74-1	Hexachlorobenzene	210	U	210	29
87-68-3	Hexachlorobutadiene	210	U	210	31
77-47-4	Hexachlorocyclopentadiene	210	U	210	29
67-72-1	Hexachloroethane	210	U	210	28
193-39-5	Indeno[1,2,3-cd]pyrene	210	U	210	26
78-59-1	Isophorone	210	U	210	45
91-20-3	Naphthalene	210	U	210	28
98-95-3	Nitrobenzene	210	U	210	24
621-64-7	N-Nitrosodi-n-propylamine	210	U	210	36
86-30-6	N-Nitrosodiphenylamine	210	U	210	170
87-86-5	Pentachlorophenol	410	U	410	210
85-01-8	Phenanthrene	210	U	210	31
108-95-2	Phenol	210	U	210	33
129-00-0	Pyrene	210	U	210	25

METALS

No data validation qualifiers were added

MKP 2/23/2022

COVER PAGE
METALS

Lab Name: Eurofins Buffalo Job Number: 480-194959-1

SDG No.:

Project: Project #1 - Pilgrim Village Family

Client Sample ID	Lab Sample ID
B-2	480-194959-1

Comments:

1A-IN
INORGANIC ANALYSIS DATA SHEET
METALS

Client Sample ID: B-2
Lab Sample ID: 480-194959-1
Lab Name: Eurofins Buffalo
Job No.: 480-194959-1
SDG ID.:
Matrix: Solid
Date Sampled: 02/10/2022 09:30
Reporting Basis: DRY
Date Received: 02/10/2022 16:11
% Solids: 79.2

CAS No.	Analyte	Result	RL	MDL	Units	C	Q	DIL	Method
7440-38-2	Arsenic	6.2	2.6	0.52	mg/Kg			1	6010C
7440-39-3	Barium	138	0.65	0.14	mg/Kg			1	6010C
7439-92-1	Lead	19.5	1.3	0.31	mg/Kg			1	6010C
7440-66-6	Zinc	67.2	2.6	0.84	mg/Kg			1	6010C
7439-97-6	Mercury	0.11	0.026	0.0060	mg/Kg			1	7471B

GENERAL CHEMISTRY

COVER PAGE
GENERAL CHEMISTRY

Lab Name: Eurofins Buffalo Job Number: 480-194959-1

SDG No.:

Project: Project #1 - Pilgrim Village Family

Client Sample ID	Lab Sample ID
B-2	480-194959-1

Comments:

General Chemistry Raw Data Report

Job ID: 480-194959-1

Batch: 614806 **Analyst Initials: DSC**

Method: Moisture **Instrument: Balance-7**

Lab Sample ID: 480-194959-C-1 **Analysis Date: Feb 14, 2022 17:54**

Analyte	Detector	Dilution	Raw Result	Unit
Percent Moisture	None	1	20.844327176781	%
Percent Solids	None	1	79.155672823219	%

Appendix B

Laboratory QC Documentation

FORM III
GC/MS VOA MATRIX SPIKE RECOVERY

Lab Name: Eurofins Buffalo Job No.: 480-194959-1

SDG No.:

Matrix: Solid Level: Low Lab File ID: M02376.D

Lab ID: 480-194959-1 MS Client ID: B-2 MS

COMPOUND	SPIKE ADDED (ug/Kg)	SAMPLE CONCENTRATION (ug/Kg)	MS CONCENTRATION (ug/Kg)	MS % REC	QC LIMITS REC	#
1,1,1-Trichloroethane	61.1	6.2 U	63.7	104	77-121	vs
1,1,2,2-Tetrachloroethane	61.1	6.2 U	40.1	66	80-120	F1 vs
1,1,2-Trichloro-1,2,2-trifluoroethane	61.1	6.2 U	63.8	104	60-140	vs
1,1,2-Trichloroethane	61.1	6.2 U	45.8	75	78-122	F1 vs
1,1-Dichloroethane	61.1	6.2 U	62.1	102	73-126	vs
1,1-Dichloroethene	61.1	6.2 U	65.6	107	59-125	vs
1,2,4-Trichlorobenzene	61.1	6.2 U	39.6	65	64-120	vs
1,2-Dibromo-3-Chloropropane	61.1	6.2 U	33.6	55	63-124	F1 vs
1,2-Dibromoethane	61.1	6.2 U	43.4	71	78-120	F1 vs
1,2-Dichlorobenzene	61.1	6.2 U	46.0	75	75-120	vs
1,2-Dichloroethane	61.1	6.2 U	50.7	83	77-122	vs
1,2-Dichloropropane	61.1	6.2 U	59.9	98	75-124	vs
1,3-Dichlorobenzene	61.1	6.2 U	49.5	81	74-120	vs
1,4-Dichlorobenzene	61.1	6.2 U	49.6	81	73-120	vs
2-Butanone (MEK)	305	31 U	183	60	70-134	F1 vs
2-Hexanone	305	31 U	179	59	59-130	vs
4-Methyl-2-pentanone (MIBK)	305	31 U	178	58	65-133	F1 vs
Acetone	305	31 U	209	68	61-137	vs
Benzene	61.1	6.2 U	62.8	103	79-127	vs
Bromodichloromethane	61.1	6.2 U	57.2	94	80-122	vs
Bromoform	61.1	6.2 U	40.8	67	68-126	F1 vs
Bromomethane	61.1	6.2 U	61.4	100	37-149	vs
Carbon disulfide	61.1	6.2 U	60.7	99	64-131	vs
Carbon tetrachloride	61.1	6.2 U	64.2	105	75-135	vs
Chlorobenzene	61.1	6.2 U	52.8	86	76-124	vs
Chloroethane	61.1	6.2 U	66.1	108	69-135	vs
Chloroform	61.1	0.58 J	60.2	98	80-120	vs
Chloromethane	61.1	6.2 U	59.6	98	63-127	vs
cis-1,2-Dichloroethene	61.1	6.2 U	61.7	101	80-120	vs
cis-1,3-Dichloropropene	61.1	6.2 U	57.7	94	80-120	vs
Cyclohexane	61.1	6.2 U	64.4	105	65-120	vs
Dibromochloromethane	61.1	6.2 U	49.2	81	76-125	vs
Dichlorodifluoromethane	61.1	6.2 U	51.3	84	57-142	vs
Ethylbenzene	61.1	6.2 U	58.1	95	80-120	vs
Isopropylbenzene	61.1	6.2 U	57.7	94	72-120	vs
Methyl acetate	122	31 U	86.9	71	55-136	vs
Methyl tert-butyl ether	61.1	6.2 U	49.4	81	63-125	vs
Methylcyclohexane	61.1	6.2 U	61.3	100	60-140	vs
Methylene Chloride	61.1	6.2 U	45.6	75	61-127	vs
Styrene	61.1	6.2 U	54.5	89	80-120	vs
Tetrachloroethene	61.1	6.2 U	57.6	94	74-122	vs

Column to be used to flag recovery and RPD values

FORM III 8260C

FORM III
GC/MS VOA MATRIX SPIKE DUPLICATE RECOVERY

Lab Name: Eurofins Buffalo Job No.: 480-194959-1

SDG No.:

Matrix: Solid Level: Low Lab File ID: M02377.D

Lab ID: 480-194959-1 MSD Client ID: B-2 MSD

COMPOUND	SPIKE ADDED (ug/Kg)	MSD CONCENTRATION (ug/Kg)	MSD % REC	% RPD	QC LIMITS RPD	QC LIMITS REC	#
1,1,1-Trichloroethane	61.7	68.4	111	7	30	77-121	vs
1,1,2,2-Tetrachloroethane	61.7	40.3	65	1	30	80-120	F1 vs
1,1,2-Trichloro-1,2,2-trifluoroethane	61.7	55.5	90	14	30	60-140	vs
1,1,2-Trichloroethane	61.7	49.7	81	8	30	78-122	vs
1,1-Dichloroethane	61.7	64.5	105	4	30	73-126	vs
1,1-Dichloroethene	61.7	65.0	105	1	30	59-125	vs
1,2,4-Trichlorobenzene	61.7	38.0	62	4	30	64-120	F1 vs
1,2-Dibromo-3-Chloropropane	61.7	32.0	52	5	30	63-124	F1 vs
1,2-Dibromoethane	61.7	47.9	78	10	30	78-120	vs
1,2-Dichlorobenzene	61.7	45.0	73	2	30	75-120	F1 vs
1,2-Dichloroethane	61.7	53.7	87	6	30	77-122	vs
1,2-Dichloropropane	61.7	60.5	98	1	30	75-124	vs
1,3-Dichlorobenzene	61.7	48.6	79	2	30	74-120	vs
1,4-Dichlorobenzene	61.7	47.9	78	3	30	73-120	vs
2-Butanone (MEK)	308	191	62	4	30	70-134	F1 vs
2-Hexanone	308	186	60	4	30	59-130	vs
4-Methyl-2-pentanone (MIBK)	308	188	61	5	30	65-133	F1 vs
Acetone	308	192	62	9	30	61-137	vs
Benzene	61.7	66.2	107	5	30	79-127	vs
Bromodichloromethane	61.7	57.5	93	0	30	80-122	vs
Bromoform	61.7	41.2	67	1	30	68-126	F1 vs
Bromomethane	61.7	64.5	105	5	30	37-149	vs
Carbon disulfide	61.7	56.8	92	7	30	64-131	vs
Carbon tetrachloride	61.7	66.9	109	4	30	75-135	vs
Chlorobenzene	61.7	53.5	87	1	30	76-124	vs
Chloroethane	61.7	69.5	113	5	30	69-135	vs
Chloroform	61.7	62.8	101	4	30	80-120	vs
Chloromethane	61.7	62.6	101	5	30	63-127	vs
cis-1,2-Dichloroethene	61.7	64.0	104	4	30	80-120	vs
cis-1,3-Dichloropropene	61.7	59.9	97	4	30	80-120	vs
Cyclohexane	61.7	71.9	117	11	30	65-120	vs
Dibromochloromethane	61.7	51.6	84	5	30	76-125	vs
Dichlorodifluoromethane	61.7	54.9	89	7	30	57-142	vs
Ethylbenzene	61.7	59.2	96	2	30	80-120	vs
Isopropylbenzene	61.7	58.0	94	1	30	72-120	vs
Methyl acetate	123	78.5	64	10	30	55-136	vs
Methyl tert-butyl ether	61.7	49.5	80	0	30	63-125	vs
Methylcyclohexane	61.7	61.8	100	1	30	60-140	vs
Methylene Chloride	61.7	44.9	73	2	30	61-127	vs
Styrene	61.7	55.0	89	1	30	80-120	vs
Tetrachloroethene	61.7	60.9	99	6	30	74-122	vs

Column to be used to flag recovery and RPD values

FORM III 8260C

FORM VI
GC/MS SEMI VOA BY INTERNAL STANDARD - INITIAL CALIBRATION DATA
CURVE EVALUATION

Lab Name: Eurofins Buffalo Job No.: 480-194959-1 Analy Batch No.: 608840

SDG No.:

Instrument ID: HP5973V GC Column: RXI-5Sil MS ID: 0.25(mm) Heated Purge: (Y/N) N

Calibration Start Date: 12/15/2021 15:01 Calibration End Date: 12/15/2021 17:50 Calibration ID: 42844

Calibration Files

LEVEL:	LAB SAMPLE ID:	LAB FILE ID:
Level 1	IC 480-608840/3	V3155640.D
Level 2	IC 480-608840/4	V3155641.D
Level 3	IC 480-608840/5	V3155642.D
Level 4	IC 480-608840/6	V3155643.D
Level 5	ICIS 480-608840/7	V3155644.D
Level 6	IC 480-608840/8	V3155645.D
Level 7	IC 480-608840/9	V3155646.D
Level 8	IC 480-608840/10	V3155647.D

ANALYTE	RRF					CURVE TYPE	COEFFICIENT			#	MIN RRF	%RSD	#	MAX %RSD	R^2 OR COD	#	MIN R^2 OR COD
	LVL 1 LVL 6	LVL 2 LVL 7	LVL 3 LVL 8	LVL 4	LVL 5		B	M1	M2								
1,4-Dioxane	0.4985	0.5191 0.4941	0.5864 0.4912	0.5076	0.5228	Ave		0.5171			0.0100	6.4		20.0			
N-Nitrosodimethylamine	0.7587	0.5974 0.7388	0.7980 0.7372	0.8042	0.7824	Ave		0.7452			0.0100	9.5		20.0			
Pyridine	0.5891	0.7167 0.5800	0.6597 0.5924	0.6314	0.6041	Ave		0.6248			0.0100	7.9		20.0			
Benzaldehyde	0.5718	0.9082 0.4923	0.9007 0.4276	0.8449	1.0085	Ave		0.7363			0.0100	31.6	*	20.0			
Phenol	1.6944	1.5780 1.6821	1.6936 1.6427	1.6688	1.7424	Ave		1.6717			0.8000	3.1		20.0			
Aniline	1.9350	1.8233 1.9401	1.9317 1.9068	1.9494	2.0144	Ave		1.9287			0.0100	3.0		20.0			
Bis(2-chloroethyl)ether	1.1979	1.1753 1.2031	1.2148 1.1727	1.2004	1.2598	Ave		1.2034			0.7000	2.4		20.0			
2-Chlorophenol	1.3277	1.1363 1.3242	1.3291 1.2965	1.3341	1.3726	Ave		1.3029			0.8000	5.9		20.0			
n-Decane	1.1037	1.0934 1.1112	1.2091 1.0855	1.0826	1.2024	Ave		1.1269			0.0100	4.9		20.0			
1,3-Dichlorobenzene	1.4956	1.5672 1.4944	1.5572 1.4554	1.5477	1.5577	Ave		1.5250			0.0100	2.8		20.0			
1,4-Dichlorobenzene	1.5154	1.5973 1.5134	1.5566 1.4786	1.5401	1.6253	Ave		1.5467			0.0100	3.3		20.0			
Benzyl alcohol	0.8658	0.7386 0.8701	0.7869 0.8442	0.8357	0.8694	Lin2	-0.324	0.8624			0.0100	1.5			1.0000		0.9900
1,2-Dichlorobenzene	1.4369	1.4853 1.4085	1.5654 1.3836	1.4462	1.4920	Ave		1.4597			0.0100	4.1		20.0			

Note: The M1 coefficient is the same as Ave RRF for an Ave curve type.

FORM VII
GC/MS SEMI VOA CONTINUING CALIBRATION DATA

Lab Name: Eurofins Buffalo Job No.: 480-194959-1

SDG No.:

Lab Sample ID: CCVIS 480-615046/3 Calibration Date: 02/16/2022 12:30

Instrument ID: HP5973V Calib Start Date: 12/15/2021 15:01

GC Column: RXI-5Sil MS ID: 0.25(mm) Calib End Date: 12/15/2021 17:50

Lab File ID: V3156224.D Conc. Units: ug/L

ANALYTE	CURVE TYPE	AVE RRF	RRF	MIN RRF	CALC AMOUNT	SPIKE AMOUNT	%D	MAX %D
Biphenyl	Ave	1.473	1.556	0.0100	52800	50000	5.6	20.0
2-Chloronaphthalene	Ave	1.133	1.196	0.8000	52800	50000	5.6	20.0
2-Nitroaniline	Lin2		0.2238	0.0100	51100	50000	2.2	20.0
Dimethyl phthalate	Ave	1.194	1.240	0.0100	51900	50000	3.8	20.0
1,3-Dinitrobenzene	Lin1		0.1207	0.0100	53800	50000	7.7	20.0
2,6-Dinitrotoluene	Lin2		0.3015	0.2000	54700	50000	9.3	20.0
Acenaphthylene	Ave	1.757	1.864	0.9000	53100	50000	6.1	20.0
3-Nitroaniline	Lin2		0.3386	0.0100	52200	50000	4.3	20.0
Acenaphthene	Ave	1.093	1.145	0.9000	52400	50000	4.8	20.0
2,4-Dinitrophenol	Lin2		0.1786	0.0100	135000	100000	34.6*	20.0
4-Nitrophenol	Lin2		0.1204	0.0100	106000	100000	5.7	20.0
2,4-Dinitrotoluene	Lin2		0.3836	0.2000	55000	50000	10.0	20.0
Dibenzofuran	Ave	1.586	1.698	0.8000	53500	50000	7.1	20.0
2,3,4,6-Tetrachlorophenol	Lin2		0.3539	0.0100	56600	50000	13.2	20.0
Diethyl phthalate	Ave	1.074	1.144	0.0100	53200	50000	6.5	20.0
Hexadecane	Ave	0.5513	0.5259	0.0100	47700	50000	-4.6	20.0
Fluorene	Lin2		1.350	0.9000	53600	50000	7.2	20.0
4-Chlorophenyl phenyl ether	Ave	0.6217	0.6700	0.4000	53900	50000	7.8	20.0
4-Nitroaniline	Lin2		0.3141	0.0100	50000	50000	0.0	20.0
4,6-Dinitro-2-methylphenol	Lin1		0.1288	0.0100	117000	100000	16.7	20.0
Diphenylamine	Ave	0.6435	0.6515	0.0100	43300	42800	1.2	20.0
N-Nitrosodiphenylamine	Lin2		0.5570	0.0100	49600	50000	-0.8	20.0
1,2-Diphenylhydrazine	Ave	0.9449	0.9382	0.0100	49600	50000	-0.7	20.0
trans-Azobenzene	Ave	0.5694	0.5289	0.0100	46400	50000	-7.1	20.0
4-Bromophenyl phenyl ether	Ave	0.2441	0.2617	0.1000	53600	50000	7.2	20.0
Hexachlorobenzene	Ave	0.2915	0.3196	0.1000	54800	50000	9.6	20.0
Atrazine	Lin2		0.3496	0.0100	51900	50000	3.8	20.0
Pentachlorophenol	Lin2		0.1535	0.0500	103000	100000	2.7	20.0
n-Octadecane	Ave	0.3203	0.2885	0.0100	45000	50000	-9.9	20.0
Phenanthrene	Ave	1.077	1.077	0.7000	50000	50000	-0.0	20.0
Anthracene	Ave	1.094	1.121	0.7000	51200	50000	2.4	20.0
Carbazole	Ave	1.002	0.9804	0.0100	48900	50000	-2.2	20.0
Di-n-butyl phthalate	Ave	1.064	1.081	0.0100	50800	50000	1.5	20.0
Fluoranthene	Lin2		1.183	0.6000	51200	50000	2.4	20.0
Benzidine	Ave	0.6533	0.6199	0.0100	47400	50000	-5.1	50.0
Pyrene	Ave	1.219	1.230	0.6000	50400	50000	0.9	20.0
Butyl benzyl phthalate	Lin2		0.4732	0.0100	49300	50000	-1.4	20.0
3,3'-Dichlorobenzidine	Lin2		0.5251	0.0100	50000	50000	0.0	50.0
Benzo[a]anthracene	Ave	1.245	1.257	0.8000	50500	50000	1.0	20.0
Bis(2-ethylhexyl) phthalate	Lin2		0.6979	0.0100	49900	50000	-0.2	20.0
Chrysene	Ave	1.156	1.181	0.7000	51100	50000	2.1	20.0

Appendix C

Validator Qualifications

KENNETH R. APPLIN
Geochemist/Data Validator

Ph.D., Geochemistry and Mineralogy, The Pennsylvania State University

M.S., Geochemistry and Mineralogy, The Pennsylvania State University

B.A., Geological Sciences, SUNY at Geneseo, NY

Dr. Applin has over 35 years of experience working with the geochemistry of natural waters. His prior experience includes working as an Assistant Professor of Geology at the University of Missouri-Columbia and as Chief Hydrogeologist and Geochemist with a leading engineering firm in Rochester, NY. In 1993, he established KR Applin and Associates, a small consulting business that focuses on the geochemistry of natural waters, especially as applied to problems involving the contamination of groundwater and surface water.

Dr. Applin is also an experienced analytical data validator and has provided data validation services since 1994 to a variety of clients performing brownfield cleanup projects, hazardous waste remediation, groundwater monitoring at solid waste facilities, and other projects requiring third-party data validation. Dr. Applin has several years of hands-on experience with the laboratory analysis of natural waters and has successfully completed the USEPA Region II certification courses for performing inorganic and organic analytical data validation.

MICHAEL K. PERRY
Chemist/Data Validator

B.S. Chemistry, Georgia State University, Atlanta, GA

A.A.S., Chemical Technology, Alfred State College, Alfred, NY

Mr. Perry has over 30 years of experience in the analytical laboratory business. During his early career, he spent several years as a laboratory analyst performing the analysis of soil, water, and air samples for inorganic and organic chemical parameters. During his last 20 years in the environmental laboratory business, he managed and directed two major analytical laboratories in Rochester, NY. His management responsibilities included oversight of the daily operations of the lab, staff training and supervision, the selection, purchase, and maintenance of analytical instruments, the introduction of new laboratory methods, analytical quality assurance and quality control, data acquisition and management, and other business-related activities.

Mr. Perry has an extensive working knowledge of the methods and procedures used for sampling and analyzing both inorganic and organic analytes in soil, water, and air. He is an accomplished laboratory chemist and is familiar with the analytical methods and procedures established under the USEPA Contract Laboratory Protocols (CLP), the NYSDEC Analytical Services Protocols (ASP), and the NYSDOH Environmental Laboratory Approval Program (ELAP).

DATA USABILITY SUMMARY REPORT (DUSR)

Pilgrim Village Family
951 Ellicott St.
Buffalo, NY 14209
NYSDEC BCP # C915363

SDG: J195526-1
8 soil samples

Prepared for:

BE3 Corp.
960 Busti Avenue
Suite 150-B
Buffalo, NY 14213
Attention: Dalton Stack

March 2022

EDU *Environmental Data Usability 10028 Deer Park Dr. Dansville, NY 14437 585-991-9156*

Table of Contents

Page No.

REVIEWER'S NARRATIVE

1.0 SUMMARY 1

2.0 INTRODUCTION 1

3.0 SAMPLE AND ANALYSIS SUMMARY 2

4.0 GUIDANCE DOCUMENTS AND DATA REVIEW CRITERIA 2

5.0 DATA VALIDATION QUALIFIERS 3

6.0 RESULTS OF THE DATA REVIEW 4

7.0 TOTAL USABLE DATA 4

APPENDIX A Validated Analytical Results
APPENDIX B Laboratory QC Documentation
APPENDIX C Validator Qualifications

Tables

Table 4-1 Data Validation Guidance Documents
Table 4-2 Quality Control Criteria for Validating Laboratory Analytical Data

Summaries of Validated Results
Table 6-1 VOCs
Table 6-2 SVOCs
Table 6-3 Metals

REVIEWER'S NARRATIVE
BE3 SDG J195526-1: Pilgrim Village Family

The data associated with this Sample Delivery Group (SDG) J195526-1, analyzed by Eurofins Buffalo, Buffalo, NY have been reviewed in accordance with assessment criteria provided by the New York State Department of Environmental Conservation following the review procedures provided in the USEPA Functional Guidelines for evaluating organic and inorganic data.

All analytical results reported by the laboratory are considered valid and acceptable except results that have been qualified as rejected, “R”. Results qualified as estimated “J”, or as non-detects, “U”, are considered usable for the purpose of evaluating water and/or soil quality. However, these qualifiers indicate that the accuracy and/or precision of the analytical result is questionable. A summary of all data that have been qualified and the reasons for qualification are provided in the following data usability summary report (DUSR).

Two facts should be noted by all data users. First, the “R” qualifier means that the associated value is unusable. In other words, due to significant quality control (QC) problems, the analysis is invalid and provides no information as to whether the analyte is present or not. Values qualified with an “R” should not appear on the final data tables because they cannot be relied upon, even as the last resort. Second, no analyte concentration, even if it has passed all QC tests, is guaranteed to be accurate. Strict QC serves to increase confidence in data, but any value potentially contains error.

Reviewer's Signature: Michael K. Perry Date: 3/25/2022

Michael K. Perry
Chemist

1.0 SUMMARY

SITE:	Pilgrim Village Family 951 Ellicott St. Buffalo, NY 14209
SAMPLING DATE:	March 04, 2022
SAMPLE TYPE:	8 soil samples
LABORATORY:	Eurofins Buffalo Buffalo, NY
SDG No.:	J195526-1

2.0 INTRODUCTION

This data usability summary report (DUSR) was prepared in accordance with guidance provided by the New York State Department of Environmental Conservation (NYSDEC). The DUSR is based on a review and evaluation of the laboratory analytical data package. Specifically, the NYSDEC guidance recommends review and evaluation of the following elements of the data package:

- Completeness of the data package as defined under the requirements of the NYSDEC Analytical Services Protocols (ASP) Category B or the United States Environmental Protection Agency (USEPA) Contract Laboratory Program (CLP) deliverables,
- Compliance with established analyte holding times,
- Adherence to quality control (QC) limits and specifications for blanks, instrument tuning and calibration, surrogate recoveries, spike recoveries, laboratory duplicate analyses, and other QC criteria,
- Adherence to established analytical protocols,
- Conformance of data summary sheets with raw analytical data, and
- Use of correct data qualifiers.

Data deficiencies, analytical protocol deviations, and quality control problems identified using the review criteria above and their effect on the analytical results are discussed in this report.

3.0 SAMPLE AND ANALYSIS SUMMARY

The data package consists of analytical results for eight soil samples collected on March 04, 2022. These samples were analyzed for Volatile Organic Compounds (VOCs), Semi-volatile Organic Compounds (SVOCs), and Metals.

All analyses were performed by Eurofins Buffalo, Buffalo, NY and analyzed as SDG J195526-1. The analytical results were provided in NYSDEC ASP Category B format, which includes all raw analytical data and laboratory QC data.

4.0 GUIDANCE DOCUMENTS AND DATA REVIEW CRITERIA

The guidance documents appropriate for reviewing laboratory quality control (QC) data and assigning data qualifiers (flags) to analytical results were selected from those listed in Table 4-1. The QC limits established in the documents applicable to this data review were used to assess the quality of the analytical results. In some cases, however, QC limits established internally by the laboratory were taken into account to determine data quality.

The QC criteria considered for assessing the usability of the reported analytical results provided for each analyte type (i.e. VOCs, SVOCs, metals, etc.) are listed in Table 4-2. These criteria may vary with the analytical method utilized by the laboratory. These criteria comply with the guidance recommended in Section 2.0 above.

5.0 DATA VALIDATION QUALIFIERS

The letter qualifiers (flags) used to define data usability are described briefly below. These letters are assigned by the data validator to analytical results having questionable accuracy and/or precision as determined by reviewing the laboratory QC data associated with the analytical results.

TABLE 4-1

Guidance Used For Validating Laboratory Analytical Data

Analyte Group	Guidance	Date
Metals (ICP-AES)	USEPA SOP HW-3a, Rev. 1	September 2016
Metals (Hg & CN)	USEPA SOP HW-3c, Rev. 1	September 2016
Volatile Organic Compounds (by Methods 8260B & 8260C)	USEPA SOP HW-24, Rev. 4	September 2014
Semi-Volatile Organic Compounds (by Method 8270D)	USEPA SOP HW-22 Rev. 5	December 2010
Pesticides (by Method 8181B)	USEPA SOP HW-44, Rev. 1.1	December 2010
Chlorinated Herbicides (by Method 8151A)	USEPA SOP HW-17, Rev. 3.1	December 2010
Polychlorinated Biphenyls (PCBs)	USEPA SOP HW-37A, Rev. 0	June 2015
Volatile Organic Compounds (Air) (by Method TO-15)	USEPA SOP HW-31, Rev. 6	September 2016
Per- and PolyFluoroAlkyl Substances (PFAS)	* NYSDEC	January 2021
General Chemistry Parameters	per NYSDEC ASP	July 2005

* Sampling, Analysis, and Assessment of Per- and Polyfluoroalkyl Substances (PFAS) Under NYSDEC's Part 375 Remedial Programs, Appendix I

TABLE 4-2

QUALITY CONTROL CRITERIA USED FOR VALIDATING LABORATORY ANALYTICAL DATA

VOCs	SVOCs	Pesticides/PCBs	Metals	Gen Chemistry	PFAS
Completeness of Pkg	Completeness of Pkg	Completeness of Pkg	Completeness of Pkg	Completeness of Pkg	Completeness of Pkg
Sample Preservation	Sample Preservation	Sample Preservation	Sample Preservation	Sample Preservation	Sample Preservation
Holding Time	Holding Time	Holding Time	Holding Time	Holding Times	Holding Time
System Monitoring Compounds	Surrogate Recoveries	Surrogate Recoveries	Initial/Continuing Calibration	Calibration	Instr Performance Check
Lab Control Sample	Lab Control Sample	Matrix Spikes	CRDL Standards	Lab Control Samples	Initial Calibration
Matrix Spikes	Matrix Spikes	Blanks	Blanks	Blanks	Continuing Calibration
Blanks	Blanks	Instrument Calibration & Verification	Interference Check Sample	Spike Recoveries	Blanks
Instrument Tuning	Instrument Tuning	Comparison of duplicate GC column results	Spike Recoveries	Lab Duplicates	Surrogates
Internal Standards	Internal Standards	Analyte ID	Lab Duplicate		Lab Fortified Blank
Initial Calibration	Initial Calibration	Lab Qualifiers	Lab Control Sample		Matrix Spikes
Continuing Calibration	Continuing Calibration	Field Duplicate	ICP Serial Dilutions		Internal Standards
Lab Qualifiers	Lab Qualifiers		Lab Qualifiers		
Field Duplicate	Field Duplicate		Field Duplicate		

Method TO-15 (Air)
Completeness of Pkg
Sample Preservation
Holding Time
Canister Certification
Instrument Tuning
Initial Calibration and Instrument Performance
Daily Calibration
Blanks
Lab Control Sample
Field Duplicate

The laboratory may also use various letters and symbols to flag analytical results generated when QC limits were exceeded. The meanings of these flags may differ from those used by the independent data validator. Those used by the laboratory are provided with the analytical results.

NOTE: The assignment of data qualifiers by the data reviewer (validator) to laboratory analytical results should not necessarily be interpreted by the data user as a measure of laboratory ability or proficiency. Rather, the qualifiers are intended to provide a measure of data accuracy and precision to the data user, which, for example, may provide a level of confidence in determining whether or not standards or cleanup objectives have been met.

U The analyte was analyzed for but was not detected at or above the sample quantitation limit.

J The analyte was positively identified; the associated numerical value is the *approximate* concentration of the analyte in the sample. (The magnitude of any ± value associated with the result is not determined by data validation).

J+ The result is an estimated quantity and may be biased high.

J- The result is an estimated quantity and may be biased low.

UJ The analyte was analyzed for but not detected. The reported quantitation limit is approximate and may inaccurate or imprecise.

R The sample result is rejected (i.e., is unusable) due to serious deficiencies in the ability to analyze the sample and meet quality control criteria. The presence or absence of the analyte cannot be verified.

NJ The analysis indicates the presence of an analyte that has been "tentatively identified" and the associated numerical value represents its approximate concentration.

The validated analytical results are attached to this report. Validation qualifiers (flags) are indicated in red print. Data sheets having qualified data are signed and dated by the data reviewer.

6.0 RESULTS OF THE DATA REVIEW

The results of the data review are summarized in Tables 6-1 through 6-3. The tables list the samples where QC criteria were found to exceed acceptable limits and the actions taken to qualify the associated analytical results.

7.0 TOTAL USABLE DATA

For SDG J195526-1, eight samples were analyzed and results were reported for 1104 analytes. Even though some results were flagged with a "J" as estimated, all results (100 %) are considered usable. See the summary table for the analyses that have rejected/qualified and the corresponding QC reasons.

NOTE: 1) As noted by the laboratory, the soil samples were not collected following SW846 5035A protocol. This adds an element of uncertainty to the analytical results for volatile organic analytes (VOAs). Although not specifically indicated on the final data sheets with a "J" flag, the VOA analytical results should be considered estimated, but usable.

Table 6-1 8260 VOCs

SAMPLES AFFECTED	ANALYTES	ACTION	QC VIOLATION	COMMENTS
B-38	1,1,2,2-Tetrachloroethane 1,1,2-Trichloroethane 1,2,4-Trichlorobenzene DBCP 1,2-Dibromoethane 1,2-Dichlorobenzene 2-Butanone 2-Hexanone 4-Methyl-2-pentanone Acetone	J detects UJ non-detects	MS/MSD < QC limit	Data are estimated
All samples	Trichlorofluoromethane Vinyl chloride	J detects UJ non-detects	CCV > QC limit	Data are estimated

Table 6-2 8270 SVOCs

SAMPLES AFFECTED	ANALYTES	ACTION	QC VIOLATION	COMMENTS
none			none	

Table 6-3 Metals

SAMPLES AFFECTED	ANALYTES	ACTION	QC VIOLATION	COMMENTS
B-33	Al, Mn, and K	J+ detects	MS/MSD > QC limit	Data are biased high

ACRONYMS

BSP	Blank Spike
CCAL	Continuing Calibration
CCB	Continuing Calibration Blank
CCV	Continuing Calibration Verification
CRDL	Contract Required Detection Limit
CRQL	Contract Required Quantitation Limit
%D	Percent Difference
ICAL	Initial Calibration
ICB	Initial Calibration Blank
IS	Internal Standard
LCS	Laboratory Control Sample
MS/MSD	Matrix Spike/Matrix Spike Duplicate
QA	Quality Assurance
QC	Quality Control
%R	Percent recovery
RPD	Relative Percent Difference
RRF	Relative Response Factor
%RSD	Percent Relative Standard Deviation
TAL	Target Analyte List (metals)
TCL	Target Compound List (organics)

Appendix A

Validated Analytical Results

eurofins | Environment Testing America

ANALYTICAL REPORT

Job Number: 480-195526-1

Job Description: Project #1 - Pilgrim Village Family

For:
Brydges Engineering in Environment & Energy DPC
960 Busti Ave
Suite B-150
Buffalo, NY 14213

Attention: Mr. Jake Tracy

Approved for release.
Rebecca M Jones
Project Management Assistant I
3/17/2022 12:04 PM

Designee for
John Beninati, Project Manager
10 Hazelwood Drive, Amherst, NY, 14228-2298
john.beninati@eurofinset.com
03/17/2022

The test results in this report meet all NELAP requirements for parameters for which accreditation is required or available. Any exceptions to the NELAP requirements are noted in this report. Pursuant to NELAP, this report may not be reproduced, except in full, without the written approval of the laboratory. This report is confidential and is intended for the sole use of Eurofins Environment Testing Northeast, LLC Buffalo and its client. All questions regarding this report should be directed to the Eurofins Environment Testing Northeast, LLC Buffalo Project Manager or designee who has signed this report.

The test results in this report relate only to the samples as received by the laboratory and will meet all requirements of the methodology, with any exceptions noted. This report shall not be reproduced except in full, without the express written approval of the laboratory. All questions should be directed to the Eurofins Environment Testing Northeast, LLC Project Manager.

This report has been electronically signed and authorized by the signatory. Electronic signature is intended to be the legally binding equivalent of a traditionally handwritten signature.

Eurofins Buffalo
10 Hazelwood Drive, Amherst, NY 14228-2298
Tel (716) 691-2600 Fax (716) 691-7991 www.EurofinsUS.com

Job Narrative
480-195526-1

Comments
No additional comments.

Receipt
The samples were received on 3/4/2022 5:40 PM. Unless otherwise noted below, the samples arrived in good condition, and where required, properly preserved and on ice. The temperature of the cooler at receipt was 17.6º C.

GC/MS VOA
Method 8260C: The continuing calibration verification (CCV) associated with batch 480-617043 recovered above the upper control limit for Trichlorofluoromethane and Vinyl chloride. The samples associated with this CCV were non-detects for the affected analytes; therefore, the data have been reported. The associated samples are impacted: GSB-2 (480-195526-1), GSB-3 (480-195526-2), GSB-4 (480-195526-3), B-33 (480-195526-4), B-34 (480-195526-5), B-35 (480-195526-6), B-37 (480-195526-7) and B-38 (480-195526-8).

No additional analytical or quality issues were noted, other than those described above or in the Definitions/Glossary page.

GC/MS Semi VOA
No analytical or quality issues were noted, other than those described in the Definitions/Glossary page.

Metals
Method 6010C: The serial dilution (480-195526-A-4-E SD ^5) associated with batch 480-617725, exhibited results outside the quality control limits for Total Calcium. However, the post digestion spike (PDS) was compliant, therefore no corrective action was necessary.

Method 6010C: The serial dilution and post spike (480-195526-A-4-E PDS) and (480-195526-A-4-E SD ^5), associated with batch 480-617468, exceeded the quality control limits for Total Iron. Sample matrix is suspected, therefore, no corrective action was necessary.

Method 6010C: The recovery of post spike, (480-195526-A-4-E PDS), associated with batch 480-617725, exhibited results outside quality control limits for Total Silver, Arsenic, Barium, Beryllium, Cadmium, Cobalt, Chromium, Copper, Magnesium, Manganese, Nickel, Lead, Antimony, Selenium, Thallium, and Vanadium. However, the serial dilution (SD) of this sample was compliant, therefore no corrective action was necessary.

Method 6010C: The serial dilution (480-195526-A-4-E SD ^5) associated with batch 480-618053, exhibited a result outside the quality control limits for Total Zinc. However, the post digestion spike (PDS) was compliant, therefore no corrective action was necessary.

No additional analytical or quality issues were noted, other than those described above or in the Definitions/Glossary page.

Organic Prep
No analytical or quality issues were noted, other than those described in the Definitions/Glossary page.

Sample Summary

Client: Brydges Engineering in Environment & Energy DPC
Job ID: 480-195526-1
Project/Site: Project #1 - Pilgrim Village Family

Lab Sample ID	Client Sample ID	Matrix	Collected	Received
480-195526-1	GSB-2	Solid	03/04/22 15:06	03/04/22 17:40
480-195526-2	GSB-3	Solid	03/04/22 14:45	03/04/22 17:40
480-195526-3	GSB-4	Solid	03/04/22 14:55	03/04/22 17:40
480-195526-4	B-33	Solid	03/04/22 15:00	03/04/22 17:40
480-195526-5	B-34	Solid	03/04/22 15:00	03/04/22 17:40
480-195526-6	B-35	Solid	03/04/22 15:00	03/04/22 17:40
480-195526-7	B-37	Solid	03/04/22 15:00	03/04/22 17:40
480-195526-8	B-38	Solid	03/04/22 15:00	03/04/22 17:40

Eurofins Buffalo
10 Hazelwood Drive
Amherst, NY 14228-2298
Phone: 716-691-2600 Fax: 716-691-7991

Chain of Custody Record

eurofins Environment Testing America

Client Information	Sampler: LIBBY BRODERICK	Lab PM: Beninati, John	Carrier Tracking No(s):	COC No: 480-170743-37064.1
Client Contact: Jake Tracy	Phone: 716-545-2143	E-Mail: john.beninati@eurofinset.com	State of Origin:	Page: Page 1 of 1
Company: Brydges Engineering in Environment & Energy DPC	PWSID:			Job #:
Address: 960 Busti Ave Suite B-150	Due Date Requested: 3/18/22			
City: Buffalo	TAT Requested (days): 10 DAY			
State, Zip: NY, 14213	Compliance Project: Δ Yes Δ No			
Phone:	PO #: Purchase Order not required			
Email: jtracy@be3corp.com	WO #:			
Project Name: Pilgrim Village Family A	Project #: 48024347			
Site:	SSOW#:			

Analysis Requested

Preservation Codes:
A - HCL
B - NaOH
C - Zn Acetate
D - Nitric Acid
E - NaHSO4
F - MeOH
G - Amchlor
H - Ascorbic Acid
I - Ice
J - DI Water
K - EDTA
L - EDA
M - Hexane
N - None
O - AsNaO2
P - Na2O4S
Q - Na2SO3
R - Na2S2O3
S - H2SO4
T - TSP Dodecahydrate
U - Acetone
V - MCAA
W - pH 4-5
Z - other (specify)

Other:

480-195526 Chain of Custody

Sample Identification	Sample Date	Sample Time	Sample Type (C=comp, G=grab)	Matrix (W=water, S=solid, O=waste/oil, BT=Tissue, A=Air)	Field Filtered Sample (Yes or No)	Perform MS/MSD (Yes or No)	6010C, 7471B, 8270D	8260C - TCL VOCs (LL Bulk)	8270D, 7471B, 6010C	Total Number of containers	Special Instructions/Note:
			Preservation Code:				N	N	N		
GSB-2	3/4/22	3:06	G	Solid	N	N	✓	✓	✓	3	
GSB-3	3/4/22	2:45	G	Solid	N	N	✓	✓	✓	3	
GSB-4	3/4/22	2:55	G	Solid	N	N	✓	✓	✓	3	
B-33	3/4/22	3:00	G	Solid	N	N	✓	✓	✓	3	
B-34	3/4/22	3:00	G	Solid	N	N	✓	✓	✓	3	
B-35	3/4/22	3:00	G	Solid	N	N	✓	✓	✓	3	
~~B-36~~	~~3/4/22~~	~~3:00~~	~~G~~	Solid	~~N~~	~~N~~	~~✓~~	~~✓~~	~~✓~~	~~3~~	
B-37	3/4/22	3:00	G	Solid	N	N	✓	✓	✓	3	
B-38	3/4/22	3:00	G	Solid	N	N	✓	✓	✓	3	
				Solid	~~N~~	~~N~~	~~✓~~	~~✓~~	~~✓~~	~~4~~	

Possible Hazard Identification
☑ Non-Hazard ☐ Flammable ☐ Skin Irritant ☐ Poison B ☐ Unknown ☐ Radiological

Sample Disposal (A fee may be assessed if samples are retained longer than 1 month)
☐ Return To Client ☐ Disposal By Lab ☐ Archive For _____ Months

Deliverable Requested: I, II, III, IV, Other (specify) NYSDEC-CAT B W/EDD

Special Instructions/QC Requirements:

Empty Kit Relinquished by:	Date:	Time:	Method of Shipment:

Relinquished by	Date/Time	Company	Received by	Date/Time	Company
[signature]	3/4/22	BE3	[signature]	3/4/22 1740	TA

Custody Seals Intact: Δ Yes Δ No
Custody Seal No.:
Cooler Temperature(s) °C and Other Remarks: 17.6 #1 NO ICE

Ver: 06/08/2021

Method 8260C

Volatile Organic Compounds (GC/MS) by Method 8260C

FORM I
GC/MS VOA ORGANICS ANALYSIS DATA SHEET

Lab Name: Eurofins Buffalo | Job No.: 480-195526-1
SDG No.:
Client Sample ID: GSB-2 | Lab Sample ID: 480-195526-1
Matrix: Solid | Lab File ID: M02570.D
Analysis Method: 8260C | Date Collected: 03/04/2022 15:06
Sample wt/vol: 5.11(g) | Date Analyzed: 03/08/2022 02:24
Soil Aliquot Vol: | Dilution Factor: 1
Soil Extract Vol.: | GC Column: ZB-624 (30) VOA ID: 0.25(mm)
% Moisture: 16.1 | Level: (low/med) Low
Analysis Batch No.: 617043 | Units: ug/Kg

CAS NO.	COMPOUND NAME	RESULT	Q	RL	MDL
71-55-6	1,1,1-Trichloroethane	5.8	U vs	5.8	0.42
79-34-5	1,1,2,2-Tetrachloroethane	5.8	U vs	5.8	0.95
76-13-1	1,1,2-Trichloro-1,2,2-trifluoroethane	5.8	U vs	5.8	1.3
79-00-5	1,1,2-Trichloroethane	5.8	U vs	5.8	0.76
75-34-3	1,1-Dichloroethane	5.8	U vs	5.8	0.71
75-35-4	1,1-Dichloroethene	5.8	U vs	5.8	0.71
120-82-1	1,2,4-Trichlorobenzene	5.8	U vs	5.8	0.35
96-12-8	1,2-Dibromo-3-Chloropropane	5.8	U vs	5.8	2.9
106-93-4	1,2-Dibromoethane	5.8	U vs	5.8	0.75
95-50-1	1,2-Dichlorobenzene	5.8	U vs	5.8	0.46
107-06-2	1,2-Dichloroethane	5.8	U vs	5.8	0.29
78-87-5	1,2-Dichloropropane	5.8	U vs	5.8	2.9
541-73-1	1,3-Dichlorobenzene	5.8	U vs	5.8	0.30
106-46-7	1,4-Dichlorobenzene	5.8	U vs	5.8	0.82
78-93-3	2-Butanone (MEK)	29	U vs	29	2.1
591-78-6	2-Hexanone	29	U vs	29	2.9
108-10-1	4-Methyl-2-pentanone (MIBK)	29	U vs	29	1.9
67-64-1	Acetone	29	U vs	29	4.9
71-43-2	Benzene	5.8	U vs	5.8	0.29
75-27-4	Bromodichloromethane	5.8	U vs	5.8	0.78
75-25-2	Bromoform	5.8	U vs	5.8	2.9
74-83-9	Bromomethane	5.8	U vs	5.8	0.52
75-15-0	Carbon disulfide	5.8	U vs	5.8	2.9
56-23-5	Carbon tetrachloride	5.8	U vs	5.8	0.56
108-90-7	Chlorobenzene	5.8	U vs	5.8	0.77
75-00-3	Chloroethane	5.8	U vs	5.8	1.3
67-66-3	Chloroform	5.8	U vs	5.8	0.36
74-87-3	Chloromethane	5.8	U vs	5.8	0.35
156-59-2	cis-1,2-Dichloroethene	5.8	U vs	5.8	0.75
10061-01-5	cis-1,3-Dichloropropene	5.8	U vs	5.8	0.84
110-82-7	Cyclohexane	5.8	U vs	5.8	0.82
124-48-1	Dibromochloromethane	5.8	U vs	5.8	0.75
75-71-8	Dichlorodifluoromethane	5.8	U vs	5.8	0.48
100-41-4	Ethylbenzene	5.8	U vs	5.8	0.40
98-82-8	Isopropylbenzene	5.8	U vs	5.8	0.88

FORM I
GC/MS VOA ORGANICS ANALYSIS DATA SHEET

Lab Name: Eurofins Buffalo | Job No.: 480-195526-1

SDG No.:

Client Sample ID: GSB-2 | Lab Sample ID: 480-195526-1

Matrix: Solid | Lab File ID: M02570.D

Analysis Method: 8260C | Date Collected: 03/04/2022 15:06

Sample wt/vol: 5.11(g) | Date Analyzed: 03/08/2022 02:24

Soil Aliquot Vol: | Dilution Factor: 1

Soil Extract Vol.: | GC Column: ZB-624 (30) VOA ID: 0.25(mm)

% Moisture: 16.1 | Level: (low/med) Low

Analysis Batch No.: 617043 | Units: ug/Kg

CAS NO.	COMPOUND NAME	RESULT	Q	RL	MDL	
79-20-9	Methyl acetate	29	U vs	29	3.5	
1634-04-4	Methyl tert-butyl ether	5.8	U vs	5.8	0.57	
108-87-2	Methylcyclohexane	5.8	U vs	5.8	0.89	
75-09-2	Methylene Chloride	5.8	U vs	5.8	2.7	
100-42-5	Styrene	5.8	U vs	5.8	0.29	
127-18-4	Tetrachloroethene	5.8	U vs	5.8	0.78	
108-88-3	Toluene	0.45	J vs	5.8	0.44	
156-60-5	trans-1,2-Dichloroethene	5.8	U vs	5.8	0.60	
10061-02-6	trans-1,3-Dichloropropene	5.8	U vs	5.8	2.6	
79-01-6	Trichloroethene	5.8	U vs	5.8	1.3	
75-69-4	Trichlorofluoromethane	5.8	U vs	5.8	0.55	UJ
75-01-4	Vinyl chloride	5.8	U vs	5.8	0.71	UJ
1330-20-7	Xylenes, Total	12	U vs	12	0.98	

CAS NO.	SURROGATE	%REC	Q	LIMITS
17060-07-0	1,2-Dichloroethane-d4 (Surr)	96		64-126
460-00-4	4-Bromofluorobenzene (Surr)	98		72-126
1868-53-7	Dibromofluoromethane (Surr)	106		60-140
2037-26-5	Toluene-d8 (Surr)	104		71-125

MKP 3/25/2022

FORM I
GC/MS VOA ORGANICS ANALYSIS DATA SHEET

Lab Name: Eurofins Buffalo
Job No.: 480-195526-1
SDG No.:
Client Sample ID: GSB-3
Lab Sample ID: 480-195526-2
Matrix: Solid
Lab File ID: M02571.D
Analysis Method: 8260C
Date Collected: 03/04/2022 14:45
Sample wt/vol: 5.15(g)
Date Analyzed: 03/08/2022 02:49
Soil Aliquot Vol:
Dilution Factor: 1
Soil Extract Vol.:
GC Column: ZB-624 (30) VOA ID: 0.25(mm)
% Moisture: 13.1
Level: (low/med) Low
Analysis Batch No.: 617043
Units: ug/Kg

CAS NO.	COMPOUND NAME	RESULT	Q	RL	MDL
71-55-6	1,1,1-Trichloroethane	5.6	U vs	5.6	0.41
79-34-5	1,1,2,2-Tetrachloroethane	5.6	U vs	5.6	0.91
76-13-1	1,1,2-Trichloro-1,2,2-trifluoroethane	5.6	U vs	5.6	1.3
79-00-5	1,1,2-Trichloroethane	5.6	U vs	5.6	0.73
75-34-3	1,1-Dichloroethane	5.6	U vs	5.6	0.68
75-35-4	1,1-Dichloroethene	5.6	U vs	5.6	0.68
120-82-1	1,2,4-Trichlorobenzene	5.6	U vs	5.6	0.34
96-12-8	1,2-Dibromo-3-Chloropropane	5.6	U vs	5.6	2.8
106-93-4	1,2-Dibromoethane	5.6	U vs	5.6	0.72
95-50-1	1,2-Dichlorobenzene	5.6	U vs	5.6	0.44
107-06-2	1,2-Dichloroethane	5.6	U vs	5.6	0.28
78-87-5	1,2-Dichloropropane	5.6	U vs	5.6	2.8
541-73-1	1,3-Dichlorobenzene	5.6	U vs	5.6	0.29
106-46-7	1,4-Dichlorobenzene	5.6	U vs	5.6	0.78
78-93-3	2-Butanone (MEK)	28	U vs	28	2.0
591-78-6	2-Hexanone	28	U vs	28	2.8
108-10-1	4-Methyl-2-pentanone (MIBK)	28	U vs	28	1.8
67-64-1	Acetone	28	U vs	28	4.7
71-43-2	Benzene	5.6	U vs	5.6	0.27
75-27-4	Bromodichloromethane	5.6	U vs	5.6	0.75
75-25-2	Bromoform	5.6	U vs	5.6	2.8
74-83-9	Bromomethane	5.6	U vs	5.6	0.50
75-15-0	Carbon disulfide	5.6	U vs	5.6	2.8
56-23-5	Carbon tetrachloride	5.6	U vs	5.6	0.54
108-90-7	Chlorobenzene	5.6	U vs	5.6	0.74
75-00-3	Chloroethane	5.6	U vs	5.6	1.3
67-66-3	Chloroform	0.35	J vs	5.6	0.35
74-87-3	Chloromethane	5.6	U vs	5.6	0.34
156-59-2	cis-1,2-Dichloroethene	5.6	U vs	5.6	0.71
10061-01-5	cis-1,3-Dichloropropene	5.6	U vs	5.6	0.80
110-82-7	Cyclohexane	5.6	U vs	5.6	0.78
124-48-1	Dibromochloromethane	5.6	U vs	5.6	0.71
75-71-8	Dichlorodifluoromethane	5.6	U vs	5.6	0.46
100-41-4	Ethylbenzene	5.6	U vs	5.6	0.39
98-82-8	Isopropylbenzene	5.6	U vs	5.6	0.84

FORM I
GC/MS VOA ORGANICS ANALYSIS DATA SHEET

Lab Name: Eurofins Buffalo | Job No.: 480-195526-1
SDG No.:
Client Sample ID: GSB-3 | Lab Sample ID: 480-195526-2
Matrix: Solid | Lab File ID: M02571.D
Analysis Method: 8260C | Date Collected: 03/04/2022 14:45
Sample wt/vol: 5.15(g) | Date Analyzed: 03/08/2022 02:49
Soil Aliquot Vol: | Dilution Factor: 1
Soil Extract Vol.: | GC Column: ZB-624 (30) VOA ID: 0.25(mm)
% Moisture: 13.1 | Level: (low/med) Low
Analysis Batch No.: 617043 | Units: ug/Kg

CAS NO.	COMPOUND NAME	RESULT	Q	RL	MDL	
79-20-9	Methyl acetate	28	U vs	28	3.4	
1634-04-4	Methyl tert-butyl ether	5.6	U vs	5.6	0.55	
108-87-2	Methylcyclohexane	5.6	U vs	5.6	0.85	
75-09-2	Methylene Chloride	5.6	U vs	5.6	2.6	
100-42-5	Styrene	5.6	U vs	5.6	0.28	
127-18-4	Tetrachloroethene	5.6	U vs	5.6	0.75	
108-88-3	Toluene	5.6	U vs	5.6	0.42	
156-60-5	trans-1,2-Dichloroethene	5.6	U vs	5.6	0.58	
10061-02-6	trans-1,3-Dichloropropene	5.6	U vs	5.6	2.5	
79-01-6	Trichloroethene	5.6	U vs	5.6	1.2	
75-69-4	Trichlorofluoromethane	5.6	U vs	5.6	0.53	UJ
75-01-4	Vinyl chloride	5.6	U vs	5.6	0.68	UJ
1330-20-7	Xylenes, Total	11	U vs	11	0.94	

CAS NO.	SURROGATE	%REC	Q	LIMITS
17060-07-0	1,2-Dichloroethane-d4 (Surr)	101		64-126
460-00-4	4-Bromofluorobenzene (Surr)	102		72-126
1868-53-7	Dibromofluoromethane (Surr)	103		60-140
2037-26-5	Toluene-d8 (Surr)	97		71-125

MKP 3/25/2022

FORM I
GC/MS VOA ORGANICS ANALYSIS DATA SHEET

Lab Name: Eurofins Buffalo | Job No.: 480-195526-1
SDG No.:
Client Sample ID: GSB-4 | Lab Sample ID: 480-195526-3
Matrix: Solid | Lab File ID: M02572.D
Analysis Method: 8260C | Date Collected: 03/04/2022 14:55
Sample wt/vol: 5.15(g) | Date Analyzed: 03/08/2022 03:13
Soil Aliquot Vol: | Dilution Factor: 1
Soil Extract Vol.: | GC Column: ZB-624 (30) VOA ID: 0.25(mm)
% Moisture: 15.3 | Level: (low/med) Low
Analysis Batch No.: 617043 | Units: ug/Kg

CAS NO.	COMPOUND NAME	RESULT	Q	RL	MDL
71-55-6	1,1,1-Trichloroethane	5.7	U vs	5.7	0.42
79-34-5	1,1,2,2-Tetrachloroethane	5.7	U vs	5.7	0.93
76-13-1	1,1,2-Trichloro-1,2,2-trifluoroethane	5.7	U vs	5.7	1.3
79-00-5	1,1,2-Trichloroethane	5.7	U vs	5.7	0.74
75-34-3	1,1-Dichloroethane	5.7	U vs	5.7	0.70
75-35-4	1,1-Dichloroethene	5.7	U vs	5.7	0.70
120-82-1	1,2,4-Trichlorobenzene	5.7	U vs	5.7	0.35
96-12-8	1,2-Dibromo-3-Chloropropane	5.7	U vs	5.7	2.9
106-93-4	1,2-Dibromoethane	5.7	U vs	5.7	0.74
95-50-1	1,2-Dichlorobenzene	5.7	U vs	5.7	0.45
107-06-2	1,2-Dichloroethane	5.7	U vs	5.7	0.29
78-87-5	1,2-Dichloropropane	5.7	U vs	5.7	2.9
541-73-1	1,3-Dichlorobenzene	5.7	U vs	5.7	0.29
106-46-7	1,4-Dichlorobenzene	5.7	U vs	5.7	0.80
78-93-3	2-Butanone (MEK)	29	U vs	29	2.1
591-78-6	2-Hexanone	29	U vs	29	2.9
108-10-1	4-Methyl-2-pentanone (MIBK)	29	U vs	29	1.9
67-64-1	Acetone	29	U vs	29	4.8
71-43-2	Benzene	5.7	U vs	5.7	0.28
75-27-4	Bromodichloromethane	5.7	U vs	5.7	0.77
75-25-2	Bromoform	5.7	U vs	5.7	2.9
74-83-9	Bromomethane	5.7	U vs	5.7	0.52
75-15-0	Carbon disulfide	5.7	U vs	5.7	2.9
56-23-5	Carbon tetrachloride	5.7	U vs	5.7	0.55
108-90-7	Chlorobenzene	5.7	U vs	5.7	0.76
75-00-3	Chloroethane	5.7	U vs	5.7	1.3
67-66-3	Chloroform	5.7	U vs	5.7	0.35
74-87-3	Chloromethane	5.7	U vs	5.7	0.35
156-59-2	cis-1,2-Dichloroethene	5.7	U vs	5.7	0.73
10061-01-5	cis-1,3-Dichloropropene	5.7	U vs	5.7	0.83
110-82-7	Cyclohexane	5.7	U vs	5.7	0.80
124-48-1	Dibromochloromethane	5.7	U vs	5.7	0.73
75-71-8	Dichlorodifluoromethane	5.7	U vs	5.7	0.47
100-41-4	Ethylbenzene	5.7	U vs	5.7	0.40
98-82-8	Isopropylbenzene	5.7	U vs	5.7	0.86

FORM I
GC/MS VOA ORGANICS ANALYSIS DATA SHEET

Lab Name: Eurofins Buffalo | Job No.: 480-195526-1
SDG No.:
Client Sample ID: GSB-4 | Lab Sample ID: 480-195526-3
Matrix: Solid | Lab File ID: M02572.D
Analysis Method: 8260C | Date Collected: 03/04/2022 14:55
Sample wt/vol: 5.15(g) | Date Analyzed: 03/08/2022 03:13
Soil Aliquot Vol: | Dilution Factor: 1
Soil Extract Vol.: | GC Column: ZB-624 (30) VOA ID: 0.25(mm)
% Moisture: 15.3 | Level: (low/med) Low
Analysis Batch No.: 617043 | Units: ug/Kg

CAS NO.	COMPOUND NAME	RESULT	Q	RL	MDL	
79-20-9	Methyl acetate	29	U vs	29	3.5	
1634-04-4	Methyl tert-butyl ether	5.7	U vs	5.7	0.56	
108-87-2	Methylcyclohexane	5.7	U vs	5.7	0.87	
75-09-2	Methylene Chloride	5.7	U vs	5.7	2.6	
100-42-5	Styrene	5.7	U vs	5.7	0.29	
127-18-4	Tetrachloroethene	5.7	U vs	5.7	0.77	
108-88-3	Toluene	5.7	U vs	5.7	0.43	
156-60-5	trans-1,2-Dichloroethene	5.7	U vs	5.7	0.59	
10061-02-6	trans-1,3-Dichloropropene	5.7	U vs	5.7	2.5	
79-01-6	Trichloroethene	5.7	U vs	5.7	1.3	
75-69-4	Trichlorofluoromethane	5.7	U vs	5.7	0.54	UJ
75-01-4	Vinyl chloride	5.7	U vs	5.7	0.70	UJ
1330-20-7	Xylenes, Total	11	U vs	11	0.96	

CAS NO.	SURROGATE	%REC	Q	LIMITS
17060-07-0	1,2-Dichloroethane-d4 (Surr)	99		64-126
460-00-4	4-Bromofluorobenzene (Surr)	99		72-126
1868-53-7	Dibromofluoromethane (Surr)	103		60-140
2037-26-5	Toluene-d8 (Surr)	98		71-125

MKP 3/25/2022

FORM I
GC/MS VOA ORGANICS ANALYSIS DATA SHEET

Lab Name: Eurofins Buffalo | Job No.: 480-195526-1
SDG No.:
Client Sample ID: B-33 | Lab Sample ID: 480-195526-4
Matrix: Solid | Lab File ID: M02573.D
Analysis Method: 8260C | Date Collected: 03/04/2022 15:00
Sample wt/vol: 5.12(g) | Date Analyzed: 03/08/2022 03:37
Soil Aliquot Vol: | Dilution Factor: 1
Soil Extract Vol.: | GC Column: ZB-624 (30) VOA ID: 0.25(mm)
% Moisture: 8.5 | Level: (low/med) Low
Analysis Batch No.: 617043 | Units: ug/Kg

CAS NO.	COMPOUND NAME	RESULT	Q	RL	MDL
71-55-6	1,1,1-Trichloroethane	5.3	U vs	5.3	0.39
79-34-5	1,1,2,2-Tetrachloroethane	5.3	U vs	5.3	0.87
76-13-1	1,1,2-Trichloro-1,2,2-trifluoroethane	5.3	U vs	5.3	1.2
79-00-5	1,1,2-Trichloroethane	5.3	U vs	5.3	0.69
75-34-3	1,1-Dichloroethane	5.3	U vs	5.3	0.65
75-35-4	1,1-Dichloroethene	5.3	U vs	5.3	0.65
120-82-1	1,2,4-Trichlorobenzene	5.3	U vs	5.3	0.32
96-12-8	1,2-Dibromo-3-Chloropropane	5.3	U vs	5.3	2.7
106-93-4	1,2-Dibromoethane	5.3	U vs	5.3	0.69
95-50-1	1,2-Dichlorobenzene	5.3	U vs	5.3	0.42
107-06-2	1,2-Dichloroethane	5.3	U vs	5.3	0.27
78-87-5	1,2-Dichloropropane	5.3	U vs	5.3	2.7
541-73-1	1,3-Dichlorobenzene	5.3	U vs	5.3	0.27
106-46-7	1,4-Dichlorobenzene	5.3	U vs	5.3	0.75
78-93-3	2-Butanone (MEK)	27	U vs	27	2.0
591-78-6	2-Hexanone	27	U vs	27	2.7
108-10-1	4-Methyl-2-pentanone (MIBK)	27	U vs	27	1.8
67-64-1	Acetone	27	U vs	27	4.5
71-43-2	Benzene	5.3	U vs	5.3	0.26
75-27-4	Bromodichloromethane	5.3	U vs	5.3	0.72
75-25-2	Bromoform	5.3	U vs	5.3	2.7
74-83-9	Bromomethane	5.3	U vs	5.3	0.48
75-15-0	Carbon disulfide	5.3	U vs	5.3	2.7
56-23-5	Carbon tetrachloride	5.3	U vs	5.3	0.52
108-90-7	Chlorobenzene	5.3	U vs	5.3	0.70
75-00-3	Chloroethane	5.3	U vs	5.3	1.2
67-66-3	Chloroform	5.3	U vs	5.3	0.33
74-87-3	Chloromethane	5.3	U vs	5.3	0.32
156-59-2	cis-1,2-Dichloroethene	5.3	U vs	5.3	0.68
10061-01-5	cis-1,3-Dichloropropene	5.3	U vs	5.3	0.77
110-82-7	Cyclohexane	5.3	U vs	5.3	0.75
124-48-1	Dibromochloromethane	5.3	U vs	5.3	0.68
75-71-8	Dichlorodifluoromethane	5.3	U vs	5.3	0.44
100-41-4	Ethylbenzene	5.3	U vs	5.3	0.37
98-82-8	Isopropylbenzene	5.3	U vs	5.3	0.80

FORM I
GC/MS VOA ORGANICS ANALYSIS DATA SHEET

Lab Name: Eurofins Buffalo | Job No.: 480-195526-1

SDG No.:

Client Sample ID: B-33 | Lab Sample ID: 480-195526-4

Matrix: Solid | Lab File ID: M02573.D

Analysis Method: 8260C | Date Collected: 03/04/2022 15:00

Sample wt/vol: 5.12(g) | Date Analyzed: 03/08/2022 03:37

Soil Aliquot Vol: | Dilution Factor: 1

Soil Extract Vol.: | GC Column: ZB-624 (30) VOA ID: 0.25(mm)

% Moisture: 8.5 | Level: (low/med) Low

Analysis Batch No.: 617043 | Units: ug/Kg

CAS NO.	COMPOUND NAME	RESULT	Q	RL	MDL	
79-20-9	Methyl acetate	27	U vs	27	3.2	
1634-04-4	Methyl tert-butyl ether	5.3	U vs	5.3	0.52	
108-87-2	Methylcyclohexane	5.3	U vs	5.3	0.81	
75-09-2	Methylene Chloride	5.3	U vs	5.3	2.5	
100-42-5	Styrene	5.3	U vs	5.3	0.27	
127-18-4	Tetrachloroethene	5.3	U vs	5.3	0.72	
108-88-3	Toluene	5.3	U vs	5.3	0.40	
156-60-5	trans-1,2-Dichloroethene	5.3	U vs	5.3	0.55	
10061-02-6	trans-1,3-Dichloropropene	5.3	U vs	5.3	2.3	
79-01-6	Trichloroethene	5.3	U vs	5.3	1.2	
75-69-4	Trichlorofluoromethane	5.3	U vs	5.3	0.50	UJ
75-01-4	Vinyl chloride	5.3	U vs	5.3	0.65	UJ
1330-20-7	Xylenes, Total	11	U vs	11	0.90	

CAS NO.	SURROGATE	%REC	Q	LIMITS
17060-07-0	1,2-Dichloroethane-d4 (Surr)	99		64-126
460-00-4	4-Bromofluorobenzene (Surr)	97		72-126
1868-53-7	Dibromofluoromethane (Surr)	99		60-140
2037-26-5	Toluene-d8 (Surr)	92		71-125

MKP 3/25/2022

FORM I
GC/MS VOA ORGANICS ANALYSIS DATA SHEET

Lab Name: Eurofins Buffalo | Job No.: 480-195526-1
SDG No.:
Client Sample ID: B-34 | Lab Sample ID: 480-195526-5
Matrix: Solid | Lab File ID: M02574.D
Analysis Method: 8260C | Date Collected: 03/04/2022 15:00
Sample wt/vol: 5.05(g) | Date Analyzed: 03/08/2022 04:00
Soil Aliquot Vol: | Dilution Factor: 1
Soil Extract Vol.: | GC Column: ZB-624 (30) VOA ID: 0.25(mm)
% Moisture: 10.7 | Level: (low/med) Low
Analysis Batch No.: 617043 | Units: ug/Kg

CAS NO.	COMPOUND NAME	RESULT	Q	RL	MDL
71-55-6	1,1,1-Trichloroethane	5.5	U vs	5.5	0.40
79-34-5	1,1,2,2-Tetrachloroethane	5.5	U vs	5.5	0.90
76-13-1	1,1,2-Trichloro-1,2,2-trifluoroethane	5.5	U vs	5.5	1.3
79-00-5	1,1,2-Trichloroethane	5.5	U vs	5.5	0.72
75-34-3	1,1-Dichloroethane	5.5	U vs	5.5	0.68
75-35-4	1,1-Dichloroethene	5.5	U vs	5.5	0.68
120-82-1	1,2,4-Trichlorobenzene	5.5	U vs	5.5	0.34
96-12-8	1,2-Dibromo-3-Chloropropane	5.5	U vs	5.5	2.8
106-93-4	1,2-Dibromoethane	5.5	U vs	5.5	0.71
95-50-1	1,2-Dichlorobenzene	5.5	U vs	5.5	0.43
107-06-2	1,2-Dichloroethane	5.5	U vs	5.5	0.28
78-87-5	1,2-Dichloropropane	5.5	U vs	5.5	2.8
541-73-1	1,3-Dichlorobenzene	5.5	U vs	5.5	0.29
106-46-7	1,4-Dichlorobenzene	5.5	U vs	5.5	0.78
78-93-3	2-Butanone (MEK)	28	U vs	28	2.0
591-78-6	2-Hexanone	28	U vs	28	2.8
108-10-1	4-Methyl-2-pentanone (MIBK)	28	U vs	28	1.8
67-64-1	Acetone	28	U vs	28	4.7
71-43-2	Benzene	5.5	U vs	5.5	0.27
75-27-4	Bromodichloromethane	5.5	U vs	5.5	0.74
75-25-2	Bromoform	5.5	U vs	5.5	2.8
74-83-9	Bromomethane	5.5	U vs	5.5	0.50
75-15-0	Carbon disulfide	5.5	U vs	5.5	2.8
56-23-5	Carbon tetrachloride	5.5	U vs	5.5	0.54
108-90-7	Chlorobenzene	5.5	U vs	5.5	0.73
75-00-3	Chloroethane	5.5	U vs	5.5	1.3
67-66-3	Chloroform	5.5	U vs	5.5	0.34
74-87-3	Chloromethane	5.5	U vs	5.5	0.33
156-59-2	cis-1,2-Dichloroethene	5.5	U vs	5.5	0.71
10061-01-5	cis-1,3-Dichloropropene	5.5	U vs	5.5	0.80
110-82-7	Cyclohexane	5.5	U vs	5.5	0.78
124-48-1	Dibromochloromethane	5.5	U vs	5.5	0.71
75-71-8	Dichlorodifluoromethane	5.5	U vs	5.5	0.46
100-41-4	Ethylbenzene	5.5	U vs	5.5	0.38
98-82-8	Isopropylbenzene	5.5	U vs	5.5	0.84

FORM I
GC/MS VOA ORGANICS ANALYSIS DATA SHEET

Lab Name: Eurofins Buffalo | Job No.: 480-195526-1

SDG No.:

Client Sample ID: B-34 | Lab Sample ID: 480-195526-5

Matrix: Solid | Lab File ID: M02574.D

Analysis Method: 8260C | Date Collected: 03/04/2022 15:00

Sample wt/vol: 5.05(g) | Date Analyzed: 03/08/2022 04:00

Soil Aliquot Vol: | Dilution Factor: 1

Soil Extract Vol.: | GC Column: ZB-624 (30) VOA ID: 0.25(mm)

% Moisture: 10.7 | Level: (low/med) Low

Analysis Batch No.: 617043 | Units: ug/Kg

CAS NO.	COMPOUND NAME	RESULT	Q	RL	MDL	
79-20-9	Methyl acetate	28	U vs	28	3.3	
1634-04-4	Methyl tert-butyl ether	5.5	U vs	5.5	0.54	
108-87-2	Methylcyclohexane	5.5	U vs	5.5	0.84	
75-09-2	Methylene Chloride	5.5	U vs	5.5	2.6	
100-42-5	Styrene	5.5	U vs	5.5	0.28	
127-18-4	Tetrachloroethene	5.5	U vs	5.5	0.74	
108-88-3	Toluene	5.5	U vs	5.5	0.42	
156-60-5	trans-1,2-Dichloroethene	5.5	U vs	5.5	0.57	
10061-02-6	trans-1,3-Dichloropropene	5.5	U vs	5.5	2.4	
79-01-6	Trichloroethene	5.5	U vs	5.5	1.2	
75-69-4	Trichlorofluoromethane	5.5	U vs	5.5	0.52	UJ
75-01-4	Vinyl chloride	5.5	U vs	5.5	0.68	UJ
1330-20-7	Xylenes, Total	11	U vs	11	0.93	

CAS NO.	SURROGATE	%REC	Q	LIMITS
17060-07-0	1,2-Dichloroethane-d4 (Surr)	105		64-126
460-00-4	4-Bromofluorobenzene (Surr)	102		72-126
1868-53-7	Dibromofluoromethane (Surr)	101		60-140
2037-26-5	Toluene-d8 (Surr)	96		71-125

MKP 3/25/2022

FORM I
GC/MS VOA ORGANICS ANALYSIS DATA SHEET

Lab Name: Eurofins Buffalo | Job No.: 480-195526-1
SDG No.:
Client Sample ID: B-35 | Lab Sample ID: 480-195526-6
Matrix: Solid | Lab File ID: M02575.D
Analysis Method: 8260C | Date Collected: 03/04/2022 15:00
Sample wt/vol: 5.04(g) | Date Analyzed: 03/08/2022 04:24
Soil Aliquot Vol: | Dilution Factor: 1
Soil Extract Vol.: | GC Column: ZB-624 (30) VOA ID: 0.25(mm)
% Moisture: 24.0 | Level: (low/med) Low
Analysis Batch No.: 617043 | Units: ug/Kg

CAS NO.	COMPOUND NAME	RESULT	Q	RL	MDL
71-55-6	1,1,1-Trichloroethane	6.5	U vs	6.5	0.47
79-34-5	1,1,2,2-Tetrachloroethane	6.5	U vs	6.5	1.1
76-13-1	1,1,2-Trichloro-1,2,2-trifluoroethane	6.5	U vs	6.5	1.5
79-00-5	1,1,2-Trichloroethane	6.5	U vs	6.5	0.85
75-34-3	1,1-Dichloroethane	6.5	U vs	6.5	0.80
75-35-4	1,1-Dichloroethene	6.5	U vs	6.5	0.80
120-82-1	1,2,4-Trichlorobenzene	6.5	U vs	6.5	0.40
96-12-8	1,2-Dibromo-3-Chloropropane	6.5	U vs	6.5	3.3
106-93-4	1,2-Dibromoethane	6.5	U vs	6.5	0.84
95-50-1	1,2-Dichlorobenzene	6.5	U vs	6.5	0.51
107-06-2	1,2-Dichloroethane	6.5	U vs	6.5	0.33
78-87-5	1,2-Dichloropropane	6.5	U vs	6.5	3.3
541-73-1	1,3-Dichlorobenzene	6.5	U vs	6.5	0.34
106-46-7	1,4-Dichlorobenzene	6.5	U vs	6.5	0.91
78-93-3	2-Butanone (MEK)	33	U vs	33	2.4
591-78-6	2-Hexanone	33	U vs	33	3.3
108-10-1	4-Methyl-2-pentanone (MIBK)	33	U vs	33	2.1
67-64-1	Acetone	33	U vs	33	5.5
71-43-2	Benzene	6.5	U vs	6.5	0.32
75-27-4	Bromodichloromethane	6.5	U vs	6.5	0.87
75-25-2	Bromoform	6.5	U vs	6.5	3.3
74-83-9	Bromomethane	6.5	U vs	6.5	0.59
75-15-0	Carbon disulfide	6.5	U vs	6.5	3.3
56-23-5	Carbon tetrachloride	6.5	U vs	6.5	0.63
108-90-7	Chlorobenzene	6.5	U vs	6.5	0.86
75-00-3	Chloroethane	6.5	U vs	6.5	1.5
67-66-3	Chloroform	6.5	U vs	6.5	0.40
74-87-3	Chloromethane	6.5	U vs	6.5	0.39
156-59-2	cis-1,2-Dichloroethene	6.5	U vs	6.5	0.84
10061-01-5	cis-1,3-Dichloropropene	6.5	U vs	6.5	0.94
110-82-7	Cyclohexane	6.5	U vs	6.5	0.91
124-48-1	Dibromochloromethane	6.5	U vs	6.5	0.84
75-71-8	Dichlorodifluoromethane	6.5	U vs	6.5	0.54
100-41-4	Ethylbenzene	6.5	U vs	6.5	0.45
98-82-8	Isopropylbenzene	6.5	U vs	6.5	0.98

FORM I
GC/MS VOA ORGANICS ANALYSIS DATA SHEET

Lab Name: Eurofins Buffalo | Job No.: 480-195526-1

SDG No.:

Client Sample ID: B-35 | Lab Sample ID: 480-195526-6

Matrix: Solid | Lab File ID: M02575.D

Analysis Method: 8260C | Date Collected: 03/04/2022 15:00

Sample wt/vol: 5.04(g) | Date Analyzed: 03/08/2022 04:24

Soil Aliquot Vol: | Dilution Factor: 1

Soil Extract Vol.: | GC Column: ZB-624 (30) VOA ID: 0.25(mm)

% Moisture: 24.0 | Level: (low/med) Low

Analysis Batch No.: 617043 | Units: ug/Kg

CAS NO.	COMPOUND NAME	RESULT	Q	RL	MDL	
79-20-9	Methyl acetate	33	U vs	33	3.9	
1634-04-4	Methyl tert-butyl ether	6.5	U vs	6.5	0.64	
108-87-2	Methylcyclohexane	6.5	U vs	6.5	0.99	
75-09-2	Methylene Chloride	6.5	U vs	6.5	3.0	
100-42-5	Styrene	6.5	U vs	6.5	0.33	
127-18-4	Tetrachloroethene	6.5	U vs	6.5	0.88	
108-88-3	Toluene	6.5	U vs	6.5	0.49	
156-60-5	trans-1,2-Dichloroethene	6.5	U vs	6.5	0.67	
10061-02-6	trans-1,3-Dichloropropene	6.5	U vs	6.5	2.9	
79-01-6	Trichloroethene	6.5	U vs	6.5	1.4	
75-69-4	Trichlorofluoromethane	6.5	U vs	6.5	0.62	UJ
75-01-4	Vinyl chloride	6.5	U vs	6.5	0.80	UJ
1330-20-7	Xylenes, Total	13	U vs	13	1.1	

CAS NO.	SURROGATE	%REC	Q	LIMITS
17060-07-0	1,2-Dichloroethane-d4 (Surr)	104		64-126
460-00-4	4-Bromofluorobenzene (Surr)	101		72-126
1868-53-7	Dibromofluoromethane (Surr)	103		60-140
2037-26-5	Toluene-d8 (Surr)	96		71-125

MKP 3/25/2022

FORM I
GC/MS VOA ORGANICS ANALYSIS DATA SHEET

Lab Name: Eurofins Buffalo | Job No.: 480-195526-1
SDG No.:
Client Sample ID: B-37 | Lab Sample ID: 480-195526-7
Matrix: Solid | Lab File ID: M02576.D
Analysis Method: 8260C | Date Collected: 03/04/2022 15:00
Sample wt/vol: 5.11(g) | Date Analyzed: 03/08/2022 04:49
Soil Aliquot Vol: | Dilution Factor: 1
Soil Extract Vol.: | GC Column: ZB-624 (30) VOA ID: 0.25(mm)
% Moisture: 13.2 | Level: (low/med) Low
Analysis Batch No.: 617043 | Units: ug/Kg

CAS NO.	COMPOUND NAME	RESULT	Q	RL	MDL
71-55-6	1,1,1-Trichloroethane	5.6	U vs	5.6	0.41
79-34-5	1,1,2,2-Tetrachloroethane	5.6	U vs	5.6	0.91
76-13-1	1,1,2-Trichloro-1,2,2-trifluoroethane	5.6	U vs	5.6	1.3
79-00-5	1,1,2-Trichloroethane	5.6	U vs	5.6	0.73
75-34-3	1,1-Dichloroethane	5.6	U vs	5.6	0.69
75-35-4	1,1-Dichloroethene	5.6	U vs	5.6	0.69
120-82-1	1,2,4-Trichlorobenzene	5.6	U vs	5.6	0.34
96-12-8	1,2-Dibromo-3-Chloropropane	5.6	U vs	5.6	2.8
106-93-4	1,2-Dibromoethane	5.6	U vs	5.6	0.72
95-50-1	1,2-Dichlorobenzene	5.6	U vs	5.6	0.44
107-06-2	1,2-Dichloroethane	5.6	U vs	5.6	0.28
78-87-5	1,2-Dichloropropane	5.6	U vs	5.6	2.8
541-73-1	1,3-Dichlorobenzene	5.6	U vs	5.6	0.29
106-46-7	1,4-Dichlorobenzene	5.6	U vs	5.6	0.79
78-93-3	2-Butanone (MEK)	28	U vs	28	2.1
591-78-6	2-Hexanone	28	U vs	28	2.8
108-10-1	4-Methyl-2-pentanone (MIBK)	28	U vs	28	1.8
67-64-1	Acetone	28	U vs	28	4.7
71-43-2	Benzene	5.6	U vs	5.6	0.28
75-27-4	Bromodichloromethane	5.6	U vs	5.6	0.76
75-25-2	Bromoform	5.6	U vs	5.6	2.8
74-83-9	Bromomethane	5.6	U vs	5.6	0.51
75-15-0	Carbon disulfide	5.6	U vs	5.6	2.8
56-23-5	Carbon tetrachloride	5.6	U vs	5.6	0.55
108-90-7	Chlorobenzene	5.6	U vs	5.6	0.74
75-00-3	Chloroethane	5.6	U vs	5.6	1.3
67-66-3	Chloroform	5.6	U vs	5.6	0.35
74-87-3	Chloromethane	5.6	U vs	5.6	0.34
156-59-2	cis-1,2-Dichloroethene	5.6	U vs	5.6	0.72
10061-01-5	cis-1,3-Dichloropropene	5.6	U vs	5.6	0.81
110-82-7	Cyclohexane	5.6	U vs	5.6	0.79
124-48-1	Dibromochloromethane	5.6	U vs	5.6	0.72
75-71-8	Dichlorodifluoromethane	5.6	U vs	5.6	0.47
100-41-4	Ethylbenzene	5.6	U vs	5.6	0.39
98-82-8	Isopropylbenzene	5.6	U vs	5.6	0.85

FORM I
GC/MS VOA ORGANICS ANALYSIS DATA SHEET

Lab Name: Eurofins Buffalo | Job No.: 480-195526-1

SDG No.:

Client Sample ID: B-37 | Lab Sample ID: 480-195526-7

Matrix: Solid | Lab File ID: M02576.D

Analysis Method: 8260C | Date Collected: 03/04/2022 15:00

Sample wt/vol: 5.11(g) | Date Analyzed: 03/08/2022 04:49

Soil Aliquot Vol: | Dilution Factor: 1

Soil Extract Vol.: | GC Column: ZB-624 (30) VOA ID: 0.25(mm)

% Moisture: 13.2 | Level: (low/med) Low

Analysis Batch No.: 617043 | Units: ug/Kg

CAS NO.	COMPOUND NAME	RESULT	Q	RL	MDL	
79-20-9	Methyl acetate	28	U vs	28	3.4	
1634-04-4	Methyl tert-butyl ether	5.6	U vs	5.6	0.55	
108-87-2	Methylcyclohexane	5.6	U vs	5.6	0.86	
75-09-2	Methylene Chloride	5.6	U vs	5.6	2.6	
100-42-5	Styrene	5.6	U vs	5.6	0.28	
127-18-4	Tetrachloroethene	5.6	U vs	5.6	0.76	
108-88-3	Toluene	5.6	U vs	5.6	0.43	
156-60-5	trans-1,2-Dichloroethene	5.6	U vs	5.6	0.58	
10061-02-6	trans-1,3-Dichloropropene	5.6	U vs	5.6	2.5	
79-01-6	Trichloroethene	5.6	U vs	5.6	1.2	
75-69-4	Trichlorofluoromethane	5.6	U vs	5.6	0.53	UJ
75-01-4	Vinyl chloride	5.6	U vs	5.6	0.69	UJ
1330-20-7	Xylenes, Total	11	U vs	11	0.95	

CAS NO.	SURROGATE	%REC	Q	LIMITS
17060-07-0	1,2-Dichloroethane-d4 (Surr)	106		64-126
460-00-4	4-Bromofluorobenzene (Surr)	100		72-126
1868-53-7	Dibromofluoromethane (Surr)	105		60-140
2037-26-5	Toluene-d8 (Surr)	97		71-125

MKP 3/25/2022

FORM I
GC/MS VOA ORGANICS ANALYSIS DATA SHEET

Lab Name: Eurofins Buffalo | Job No.: 480-195526-1
SDG No.:
Client Sample ID: B-38 | Lab Sample ID: 480-195526-8
Matrix: Solid | Lab File ID: M02577.D
Analysis Method: 8260C | Date Collected: 03/04/2022 15:00
Sample wt/vol: 5.05(g) | Date Analyzed: 03/08/2022 05:13
Soil Aliquot Vol: | Dilution Factor: 1
Soil Extract Vol.: | GC Column: ZB-624 (30) VOA ID: 0.25(mm)
% Moisture: 10.6 | Level: (low/med) Low
Analysis Batch No.: 617043 | Units: ug/Kg

CAS NO.	COMPOUND NAME	RESULT	Q	RL	MDL	
71-55-6	1,1,1-Trichloroethane	5.5	U vs	5.5	0.40	
79-34-5	1,1,2,2-Tetrachloroethane	5.5	U vs F1	5.5	0.90	UJ
76-13-1	1,1,2-Trichloro-1,2,2-trifluoroethane	5.5	U vs	5.5	1.3	
79-00-5	1,1,2-Trichloroethane	5.5	U vs F1	5.5	0.72	UJ
75-34-3	1,1-Dichloroethane	5.5	U vs	5.5	0.68	
75-35-4	1,1-Dichloroethene	5.5	U vs	5.5	0.68	
120-82-1	1,2,4-Trichlorobenzene	5.5	U vs F1	5.5	0.34	UJ
96-12-8	1,2-Dibromo-3-Chloropropane	5.5	U vs F1	5.5	2.8	UJ
106-93-4	1,2-Dibromoethane	5.5	U vs F1	5.5	0.71	UJ
95-50-1	1,2-Dichlorobenzene	5.5	U vs F1	5.5	0.43	UJ
107-06-2	1,2-Dichloroethane	5.5	U vs	5.5	0.28	
78-87-5	1,2-Dichloropropane	5.5	U vs	5.5	2.8	
541-73-1	1,3-Dichlorobenzene	5.5	U vs	5.5	0.28	
106-46-7	1,4-Dichlorobenzene	5.5	U vs	5.5	0.77	
78-93-3	2-Butanone (MEK)	28	U vs F1	28	2.0	UJ
591-78-6	2-Hexanone	28	U vs F1	28	2.8	UJ
108-10-1	4-Methyl-2-pentanone (MIBK)	28	U vs F1	28	1.8	UJ
67-64-1	Acetone	28	U vs F1	28	4.7	UJ
71-43-2	Benzene	5.5	U vs	5.5	0.27	
75-27-4	Bromodichloromethane	5.5	U vs	5.5	0.74	
75-25-2	Bromoform	5.5	U vs	5.5	2.8	
74-83-9	Bromomethane	5.5	U vs	5.5	0.50	
75-15-0	Carbon disulfide	5.5	U vs	5.5	2.8	
56-23-5	Carbon tetrachloride	5.5	U vs	5.5	0.54	
108-90-7	Chlorobenzene	5.5	U vs	5.5	0.73	
75-00-3	Chloroethane	5.5	U vs	5.5	1.3	
67-66-3	Chloroform	5.5	U vs	5.5	0.34	
74-87-3	Chloromethane	5.5	U vs	5.5	0.33	
156-59-2	cis-1,2-Dichloroethene	5.5	U vs	5.5	0.71	

FORM I
GC/MS VOA ORGANICS ANALYSIS DATA SHEET

Lab Name: Eurofins Buffalo | Job No.: 480-195526-1
SDG No.:
Client Sample ID: B-38 | Lab Sample ID: 480-195526-8
Matrix: Solid | Lab File ID: M02577.D
Analysis Method: 8260C | Date Collected: 03/04/2022 15:00
Sample wt/vol: 5.05(g) | Date Analyzed: 03/08/2022 05:13
Soil Aliquot Vol: | Dilution Factor: 1
Soil Extract Vol.: | GC Column: ZB-624 (30) VOA ID: 0.25(mm)
% Moisture: 10.6 | Level: (low/med) Low
Analysis Batch No.: 617043 | Units: ug/Kg

CAS NO.	COMPOUND NAME	RESULT	Q	RL	MDL	
10061-01-5	cis-1,3-Dichloropropene	5.5	U vs	5.5	0.80	
110-82-7	Cyclohexane	5.5	U vs	5.5	0.77	
124-48-1	Dibromochloromethane	5.5	U vs	5.5	0.71	
75-71-8	Dichlorodifluoromethane	5.5	U vs	5.5	0.46	
100-41-4	Ethylbenzene	5.5	U vs	5.5	0.38	
98-82-8	Isopropylbenzene	5.5	U vs	5.5	0.83	
79-20-9	Methyl acetate	28	U vs	28	3.3	
1634-04-4	Methyl tert-butyl ether	5.5	U vs	5.5	0.54	
108-87-2	Methylcyclohexane	5.5	U vs	5.5	0.84	
75-09-2	Methylene Chloride	5.5	U vs	5.5	2.5	
100-42-5	Styrene	5.5	U vs	5.5	0.28	
127-18-4	Tetrachloroethene	5.5	U vs	5.5	0.74	
108-88-3	Toluene	5.5	U vs	5.5	0.42	
156-60-5	trans-1,2-Dichloroethene	5.5	U vs	5.5	0.57	
10061-02-6	trans-1,3-Dichloropropene	5.5	U vs	5.5	2.4	
79-01-6	Trichloroethene	5.5	U vs	5.5	1.2	
75-69-4	Trichlorofluoromethane	5.5	U vs	5.5	0.52	UJ
75-01-4	Vinyl chloride	5.5	U vs	5.5	0.68	UJ
1330-20-7	Xylenes, Total	11	U vs	11	0.93	

CAS NO.	SURROGATE	%REC	Q	LIMITS
17060-07-0	1,2-Dichloroethane-d4 (Surr)	95		64-126
460-00-4	4-Bromofluorobenzene (Surr)	100		72-126
1868-53-7	Dibromofluoromethane (Surr)	98		60-140
2037-26-5	Toluene-d8 (Surr)	95		71-125

MKP 3/25/2022

Method 8270D

Semivolatile Organic Compounds (GC/MS) by Method 8270D

No data validation qualifiers were added

MKP 3/25/2022

FORM I
GC/MS SEMI VOA ORGANICS ANALYSIS DATA SHEET

Lab Name: Eurofins Buffalo | Job No.: 480-195526-1
SDG No.:
Client Sample ID: GSB-2 | Lab Sample ID: 480-195526-1
Matrix: Solid | Lab File ID: Z000876.D
Analysis Method: 8270D | Date Collected: 03/04/2022 15:06
Extract. Method: 3550C | Date Extracted: 03/08/2022 09:20
Sample wt/vol: 30.70(g) | Date Analyzed: 03/10/2022 21:23
Con. Extract Vol.: 1(mL) | Dilution Factor: 1
Injection Volume: 1(uL) | Level: (low/med) Low
% Moisture: 16.1 | GPC Cleanup:(Y/N) N
Analysis Batch No.: 617399 | Units: ug/Kg

CAS NO.	COMPOUND NAME	RESULT	Q	RL	MDL
95-95-4	2,4,5-Trichlorophenol	200	U	200	54
88-06-2	2,4,6-Trichlorophenol	200	U	200	40
120-83-2	2,4-Dichlorophenol	200	U	200	21
105-67-9	2,4-Dimethylphenol	200	U	200	48
51-28-5	2,4-Dinitrophenol	1900	U	1900	910
121-14-2	2,4-Dinitrotoluene	200	U	200	41
606-20-2	2,6-Dinitrotoluene	200	U	200	23
91-58-7	2-Chloronaphthalene	200	U	200	33
95-57-8	2-Chlorophenol	380	U	380	36
91-57-6	2-Methylnaphthalene	200	U	200	40
95-48-7	2-Methylphenol	200	U	200	23
88-74-4	2-Nitroaniline	380	U	380	29
88-75-5	2-Nitrophenol	200	U	200	56
91-94-1	3,3'-Dichlorobenzidine	380	U	380	230
99-09-2	3-Nitroaniline	380	U	380	55
534-52-1	4,6-Dinitro-2-methylphenol	380	U	380	200
101-55-3	4-Bromophenyl phenyl ether	200	U	200	28
59-50-7	4-Chloro-3-methylphenol	200	U	200	49
106-47-8	4-Chloroaniline	200	U	200	49
7005-72-3	4-Chlorophenyl phenyl ether	200	U	200	24
106-44-5	4-Methylphenol	380	U	380	23
100-01-6	4-Nitroaniline	380	U	380	100
100-02-7	4-Nitrophenol	380	U	380	140
83-32-9	Acenaphthene	200	U	200	29
208-96-8	Acenaphthylene	200	U	200	26
98-86-2	Acetophenone	200	U	200	27
120-12-7	Anthracene	200	U	200	49
1912-24-9	Atrazine	200	U	200	69
100-52-7	Benzaldehyde	200	U	200	160
56-55-3	Benzo[a]anthracene	200	U	200	20
50-32-8	Benzo[a]pyrene	200	U	200	29
205-99-2	Benzo[b]fluoranthene	200	U	200	31
191-24-2	Benzo[g,h,i]perylene	200	U	200	21
207-08-9	Benzo[k]fluoranthene	200	U	200	26

FORM I
GC/MS SEMI VOA ORGANICS ANALYSIS DATA SHEET

Lab Name: Eurofins Buffalo | Job No.: 480-195526-1
SDG No.:
Client Sample ID: GSB-2 | Lab Sample ID: 480-195526-1
Matrix: Solid | Lab File ID: Z000876.D
Analysis Method: 8270D | Date Collected: 03/04/2022 15:06
Extract. Method: 3550C | Date Extracted: 03/08/2022 09:20
Sample wt/vol: 30.70(g) | Date Analyzed: 03/10/2022 21:23
Con. Extract Vol.: 1(mL) | Dilution Factor: 1
Injection Volume: 1(uL) | Level: (low/med) Low
% Moisture: 16.1 | GPC Cleanup:(Y/N) N
Analysis Batch No.: 617399 | Units: ug/Kg

CAS NO.	COMPOUND NAME	RESULT	Q	RL	MDL
92-52-4	Biphenyl	200	U	200	29
108-60-1	bis (2-chloroisopropyl) ether	200	U	200	40
111-91-1	Bis(2-chloroethoxy)methane	200	U	200	42
111-44-4	Bis(2-chloroethyl)ether	200	U	200	26
117-81-7	Bis(2-ethylhexyl) phthalate	200	U	200	68
85-68-7	Butyl benzyl phthalate	34	J	200	33
105-60-2	Caprolactam	200	U	200	59
86-74-8	Carbazole	200	U	200	23
218-01-9	Chrysene	200	U	200	44
53-70-3	Dibenz(a,h)anthracene	200	U	200	35
132-64-9	Dibenzofuran	200	U	200	23
84-66-2	Diethyl phthalate	200	U	200	26
131-11-3	Dimethyl phthalate	200	U	200	23
84-74-2	Di-n-butyl phthalate	200	U	200	34
117-84-0	Di-n-octyl phthalate	200	U	200	23
206-44-0	Fluoranthene	200	U	200	21
86-73-7	Fluorene	200	U	200	23
118-74-1	Hexachlorobenzene	200	U	200	27
87-68-3	Hexachlorobutadiene	200	U	200	29
77-47-4	Hexachlorocyclopentadiene	200	U	200	27
67-72-1	Hexachloroethane	200	U	200	26
193-39-5	Indeno[1,2,3-cd]pyrene	200	U	200	24
78-59-1	Isophorone	200	U	200	42
91-20-3	Naphthalene	200	U	200	26
98-95-3	Nitrobenzene	200	U	200	22
621-64-7	N-Nitrosodi-n-propylamine	200	U	200	34
86-30-6	N-Nitrosodiphenylamine	200	U	200	160
87-86-5	Pentachlorophenol	380	U	380	200
85-01-8	Phenanthrene	200	U	200	29
108-95-2	Phenol	200	U	200	30
129-00-0	Pyrene	200	U	200	23

FORM I
GC/MS SEMI VOA ORGANICS ANALYSIS DATA SHEET

Lab Name: Eurofins Buffalo
Job No.: 480-195526-1
SDG No.:
Client Sample ID: GSB-3
Lab Sample ID: 480-195526-2
Matrix: Solid
Lab File ID: Z000877.D
Analysis Method: 8270D
Date Collected: 03/04/2022 14:45
Extract. Method: 3550C
Date Extracted: 03/08/2022 09:20
Sample wt/vol: 30.50(g)
Date Analyzed: 03/10/2022 21:40
Con. Extract Vol.: 1(mL)
Dilution Factor: 1
Injection Volume: 1(uL)
Level: (low/med) Low
% Moisture: 13.1
GPC Cleanup:(Y/N) N
Analysis Batch No.: 617399
Units: ug/Kg

CAS NO.	COMPOUND NAME	RESULT	Q	RL	MDL
95-95-4	2,4,5-Trichlorophenol	190	U	190	52
88-06-2	2,4,6-Trichlorophenol	190	U	190	38
120-83-2	2,4-Dichlorophenol	190	U	190	20
105-67-9	2,4-Dimethylphenol	190	U	190	46
51-28-5	2,4-Dinitrophenol	1900	U	1900	890
121-14-2	2,4-Dinitrotoluene	190	U	190	40
606-20-2	2,6-Dinitrotoluene	190	U	190	23
91-58-7	2-Chloronaphthalene	190	U	190	32
95-57-8	2-Chlorophenol	370	U	370	35
91-57-6	2-Methylnaphthalene	190	U	190	38
95-48-7	2-Methylphenol	190	U	190	23
88-74-4	2-Nitroaniline	370	U	370	28
88-75-5	2-Nitrophenol	190	U	190	54
91-94-1	3,3'-Dichlorobenzidine	370	U	370	230
99-09-2	3-Nitroaniline	370	U	370	53
534-52-1	4,6-Dinitro-2-methylphenol	370	U	370	190
101-55-3	4-Bromophenyl phenyl ether	190	U	190	27
59-50-7	4-Chloro-3-methylphenol	190	U	190	48
106-47-8	4-Chloroaniline	190	U	190	48
7005-72-3	4-Chlorophenyl phenyl ether	190	U	190	24
106-44-5	4-Methylphenol	370	U	370	23
100-01-6	4-Nitroaniline	370	U	370	100
100-02-7	4-Nitrophenol	370	U	370	130
83-32-9	Acenaphthene	190	U	190	28
208-96-8	Acenaphthylene	190	U	190	25
98-86-2	Acetophenone	190	U	190	26
120-12-7	Anthracene	190	U	190	48
1912-24-9	Atrazine	190	U	190	67
100-52-7	Benzaldehyde	190	U	190	150
56-55-3	Benzo[a]anthracene	190	U	190	19
50-32-8	Benzo[a]pyrene	190	U	190	28
205-99-2	Benzo[b]fluoranthene	190	U	190	31
191-24-2	Benzo[g,h,i]perylene	190	U	190	20
207-08-9	Benzo[k]fluoranthene	190	U	190	25

FORM I
GC/MS SEMI VOA ORGANICS ANALYSIS DATA SHEET

Lab Name: Eurofins Buffalo | Job No.: 480-195526-1
SDG No.:
Client Sample ID: GSB-3 | Lab Sample ID: 480-195526-2
Matrix: Solid | Lab File ID: Z000877.D
Analysis Method: 8270D | Date Collected: 03/04/2022 14:45
Extract. Method: 3550C | Date Extracted: 03/08/2022 09:20
Sample wt/vol: 30.50(g) | Date Analyzed: 03/10/2022 21:40
Con. Extract Vol.: 1(mL) | Dilution Factor: 1
Injection Volume: 1(uL) | Level: (low/med) Low
% Moisture: 13.1 | GPC Cleanup:(Y/N) N
Analysis Batch No.: 617399 | Units: ug/Kg

CAS NO.	COMPOUND NAME	RESULT	Q	RL	MDL
92-52-4	Biphenyl	190	U	190	28
108-60-1	bis (2-chloroisopropyl) ether	190	U	190	38
111-91-1	Bis(2-chloroethoxy)methane	190	U	190	41
111-44-4	Bis(2-chloroethyl)ether	190	U	190	25
117-81-7	Bis(2-ethylhexyl) phthalate	190	U	190	66
85-68-7	Butyl benzyl phthalate	190	U	190	32
105-60-2	Caprolactam	190	U	190	58
86-74-8	Carbazole	190	U	190	23
218-01-9	Chrysene	190	U	190	43
53-70-3	Dibenz(a,h)anthracene	190	U	190	34
132-64-9	Dibenzofuran	190	U	190	23
84-66-2	Diethyl phthalate	190	U	190	25
131-11-3	Dimethyl phthalate	190	U	190	23
84-74-2	Di-n-butyl phthalate	190	U	190	33
117-84-0	Di-n-octyl phthalate	190	U	190	23
206-44-0	Fluoranthene	190	U	190	20
86-73-7	Fluorene	190	U	190	23
118-74-1	Hexachlorobenzene	190	U	190	26
87-68-3	Hexachlorobutadiene	190	U	190	28
77-47-4	Hexachlorocyclopentadiene	190	U	190	26
67-72-1	Hexachloroethane	190	U	190	25
193-39-5	Indeno[1,2,3-cd]pyrene	190	U	190	24
78-59-1	Isophorone	190	U	190	41
91-20-3	Naphthalene	190	U	190	25
98-95-3	Nitrobenzene	190	U	190	22
621-64-7	N-Nitrosodi-n-propylamine	190	U	190	33
86-30-6	N-Nitrosodiphenylamine	190	U	190	160
87-86-5	Pentachlorophenol	370	U	370	190
85-01-8	Phenanthrene	190	U	190	28
108-95-2	Phenol	190	U	190	29
129-00-0	Pyrene	190	U	190	23

FORM I
GC/MS SEMI VOA ORGANICS ANALYSIS DATA SHEET

Lab Name: Eurofins Buffalo | Job No.: 480-195526-1
SDG No.:
Client Sample ID: GSB-4 | Lab Sample ID: 480-195526-3
Matrix: Solid | Lab File ID: Z000878.D
Analysis Method: 8270D | Date Collected: 03/04/2022 14:55
Extract. Method: 3550C | Date Extracted: 03/08/2022 09:20
Sample wt/vol: 30.56(g) | Date Analyzed: 03/10/2022 21:57
Con. Extract Vol.: 1(mL) | Dilution Factor: 1
Injection Volume: 1(uL) | Level: (low/med) Low
% Moisture: 15.3 | GPC Cleanup:(Y/N) N
Analysis Batch No.: 617399 | Units: ug/Kg

CAS NO.	COMPOUND NAME	RESULT	Q	RL	MDL
95-95-4	2,4,5-Trichlorophenol	200	U	200	53
88-06-2	2,4,6-Trichlorophenol	200	U	200	39
120-83-2	2,4-Dichlorophenol	200	U	200	21
105-67-9	2,4-Dimethylphenol	200	U	200	48
51-28-5	2,4-Dinitrophenol	1900	U	1900	910
121-14-2	2,4-Dinitrotoluene	200	U	200	41
606-20-2	2,6-Dinitrotoluene	200	U	200	23
91-58-7	2-Chloronaphthalene	200	U	200	32
95-57-8	2-Chlorophenol	380	U	380	36
91-57-6	2-Methylnaphthalene	200	U	200	39
95-48-7	2-Methylphenol	200	U	200	23
88-74-4	2-Nitroaniline	380	U	380	29
88-75-5	2-Nitrophenol	200	U	200	56
91-94-1	3,3'-Dichlorobenzidine	380	U	380	230
99-09-2	3-Nitroaniline	380	U	380	54
534-52-1	4,6-Dinitro-2-methylphenol	380	U	380	200
101-55-3	4-Bromophenyl phenyl ether	200	U	200	28
59-50-7	4-Chloro-3-methylphenol	200	U	200	49
106-47-8	4-Chloroaniline	200	U	200	49
7005-72-3	4-Chlorophenyl phenyl ether	200	U	200	24
106-44-5	4-Methylphenol	380	U	380	23
100-01-6	4-Nitroaniline	380	U	380	100
100-02-7	4-Nitrophenol	380	U	380	140
83-32-9	Acenaphthene	200	U	200	29
208-96-8	Acenaphthylene	200	U	200	25
98-86-2	Acetophenone	200	U	200	27
120-12-7	Anthracene	200	U	200	49
1912-24-9	Atrazine	200	U	200	68
100-52-7	Benzaldehyde	200	U	200	160
56-55-3	Benzo[a]anthracene	200	U	200	20
50-32-8	Benzo[a]pyrene	200	U	200	29
205-99-2	Benzo[b]fluoranthene	200	U	200	31
191-24-2	Benzo[g,h,i]perylene	200	U	200	21
207-08-9	Benzo[k]fluoranthene	200	U	200	25

FORM I
GC/MS SEMI VOA ORGANICS ANALYSIS DATA SHEET

Lab Name: Eurofins Buffalo | Job No.: 480-195526-1
SDG No.:
Client Sample ID: GSB-4 | Lab Sample ID: 480-195526-3
Matrix: Solid | Lab File ID: Z000878.D
Analysis Method: 8270D | Date Collected: 03/04/2022 14:55
Extract. Method: 3550C | Date Extracted: 03/08/2022 09:20
Sample wt/vol: 30.56(g) | Date Analyzed: 03/10/2022 21:57
Con. Extract Vol.: 1(mL) | Dilution Factor: 1
Injection Volume: 1(uL) | Level: (low/med) Low
% Moisture: 15.3 | GPC Cleanup:(Y/N) N
Analysis Batch No.: 617399 | Units: ug/Kg

CAS NO.	COMPOUND NAME	RESULT	Q	RL	MDL
92-52-4	Biphenyl	200	U	200	29
108-60-1	bis (2-chloroisopropyl) ether	200	U	200	39
111-91-1	Bis(2-chloroethoxy)methane	200	U	200	42
111-44-4	Bis(2-chloroethyl)ether	200	U	200	25
117-81-7	Bis(2-ethylhexyl) phthalate	200	U	200	67
85-68-7	Butyl benzyl phthalate	200	U	200	32
105-60-2	Caprolactam	200	U	200	59
86-74-8	Carbazole	200	U	200	23
218-01-9	Chrysene	200	U	200	44
53-70-3	Dibenz(a,h)anthracene	200	U	200	35
132-64-9	Dibenzofuran	200	U	200	23
84-66-2	Diethyl phthalate	200	U	200	25
131-11-3	Dimethyl phthalate	200	U	200	23
84-74-2	Di-n-butyl phthalate	200	U	200	34
117-84-0	Di-n-octyl phthalate	200	U	200	23
206-44-0	Fluoranthene	200	U	200	21
86-73-7	Fluorene	200	U	200	23
118-74-1	Hexachlorobenzene	200	U	200	27
87-68-3	Hexachlorobutadiene	200	U	200	29
77-47-4	Hexachlorocyclopentadiene	200	U	200	27
67-72-1	Hexachloroethane	200	U	200	25
193-39-5	Indeno[1,2,3-cd]pyrene	200	U	200	24
78-59-1	Isophorone	200	U	200	42
91-20-3	Naphthalene	200	U	200	25
98-95-3	Nitrobenzene	200	U	200	22
621-64-7	N-Nitrosodi-n-propylamine	200	U	200	34
86-30-6	N-Nitrosodiphenylamine	200	U	200	160
87-86-5	Pentachlorophenol	380	U	380	200
85-01-8	Phenanthrene	200	U	200	29
108-95-2	Phenol	200	U	200	30
129-00-0	Pyrene	200	U	200	23

FORM I
GC/MS SEMI VOA ORGANICS ANALYSIS DATA SHEET

Lab Name: Eurofins Buffalo | Job No.: 480-195526-1
SDG No.:
Client Sample ID: B-33 | Lab Sample ID: 480-195526-4
Matrix: Solid | Lab File ID: Z000879.D
Analysis Method: 8270D | Date Collected: 03/04/2022 15:00
Extract. Method: 3550C | Date Extracted: 03/08/2022 09:20
Sample wt/vol: 30.55(g) | Date Analyzed: 03/10/2022 22:14
Con. Extract Vol.: 1(mL) | Dilution Factor: 1
Injection Volume: 1(uL) | Level: (low/med) Low
% Moisture: 8.5 | GPC Cleanup:(Y/N) N
Analysis Batch No.: 617399 | Units: ug/Kg

CAS NO.	COMPOUND NAME	RESULT	Q	RL	MDL
95-95-4	2,4,5-Trichlorophenol	180	U	180	49
88-06-2	2,4,6-Trichlorophenol	180	U	180	36
120-83-2	2,4-Dichlorophenol	180	U	180	19
105-67-9	2,4-Dimethylphenol	180	U	180	44
51-28-5	2,4-Dinitrophenol	1800	U	1800	840
121-14-2	2,4-Dinitrotoluene	180	U	180	38
606-20-2	2,6-Dinitrotoluene	180	U	180	21
91-58-7	2-Chloronaphthalene	180	U	180	30
95-57-8	2-Chlorophenol	350	U	350	33
91-57-6	2-Methylnaphthalene	180	U	180	36
95-48-7	2-Methylphenol	180	U	180	21
88-74-4	2-Nitroaniline	350	U	350	27
88-75-5	2-Nitrophenol	180	U	180	52
91-94-1	3,3'-Dichlorobenzidine	350	U	350	210
99-09-2	3-Nitroaniline	350	U	350	50
534-52-1	4,6-Dinitro-2-methylphenol	350	U	350	180
101-55-3	4-Bromophenyl phenyl ether	180	U	180	26
59-50-7	4-Chloro-3-methylphenol	180	U	180	45
106-47-8	4-Chloroaniline	180	U	180	45
7005-72-3	4-Chlorophenyl phenyl ether	180	U	180	23
106-44-5	4-Methylphenol	350	U	350	21
100-01-6	4-Nitroaniline	350	U	350	96
100-02-7	4-Nitrophenol	350	U	350	130
83-32-9	Acenaphthene	180	U	180	27
208-96-8	Acenaphthylene	180	U	180	24
98-86-2	Acetophenone	180	U	180	25
120-12-7	Anthracene	180	U	180	45
1912-24-9	Atrazine	180	U	180	63
100-52-7	Benzaldehyde	180	U	180	140
56-55-3	Benzo[a]anthracene	180	U	180	18
50-32-8	Benzo[a]pyrene	180	U	180	27
205-99-2	Benzo[b]fluoranthene	180	U	180	29
191-24-2	Benzo[g,h,i]perylene	180	U	180	19
207-08-9	Benzo[k]fluoranthene	180	U	180	24

FORM I
GC/MS SEMI VOA ORGANICS ANALYSIS DATA SHEET

Lab Name: Eurofins Buffalo | Job No.: 480-195526-1
SDG No.:
Client Sample ID: B-33 | Lab Sample ID: 480-195526-4
Matrix: Solid | Lab File ID: Z000879.D
Analysis Method: 8270D | Date Collected: 03/04/2022 15:00
Extract. Method: 3550C | Date Extracted: 03/08/2022 09:20
Sample wt/vol: 30.55(g) | Date Analyzed: 03/10/2022 22:14
Con. Extract Vol.: 1(mL) | Dilution Factor: 1
Injection Volume: 1(uL) | Level: (low/med) Low
% Moisture: 8.5 | GPC Cleanup:(Y/N) N
Analysis Batch No.: 617399 | Units: ug/Kg

CAS NO.	COMPOUND NAME	RESULT	Q	RL	MDL
92-52-4	Biphenyl	180	U	180	27
108-60-1	bis (2-chloroisopropyl) ether	180	U	180	36
111-91-1	Bis(2-chloroethoxy)methane	180	U	180	39
111-44-4	Bis(2-chloroethyl)ether	180	U	180	24
117-81-7	Bis(2-ethylhexyl) phthalate	180	U	180	62
85-68-7	Butyl benzyl phthalate	180	U	180	30
105-60-2	Caprolactam	180	U	180	55
86-74-8	Carbazole	180	U	180	21
218-01-9	Chrysene	180	U	180	41
53-70-3	Dibenz(a,h)anthracene	180	U	180	32
132-64-9	Dibenzofuran	180	U	180	21
84-66-2	Diethyl phthalate	180	U	180	24
131-11-3	Dimethyl phthalate	180	U	180	21
84-74-2	Di-n-butyl phthalate	180	U	180	31
117-84-0	Di-n-octyl phthalate	180	U	180	21
206-44-0	Fluoranthene	180	U	180	19
86-73-7	Fluorene	180	U	180	21
118-74-1	Hexachlorobenzene	180	U	180	25
87-68-3	Hexachlorobutadiene	180	U	180	27
77-47-4	Hexachlorocyclopentadiene	180	U	180	25
67-72-1	Hexachloroethane	180	U	180	24
193-39-5	Indeno[1,2,3-cd]pyrene	180	U	180	23
78-59-1	Isophorone	180	U	180	39
91-20-3	Naphthalene	180	U	180	24
98-95-3	Nitrobenzene	180	U	180	20
621-64-7	N-Nitrosodi-n-propylamine	180	U	180	31
86-30-6	N-Nitrosodiphenylamine	180	U	180	150
87-86-5	Pentachlorophenol	350	U	350	180
85-01-8	Phenanthrene	180	U	180	27
108-95-2	Phenol	180	U	180	28
129-00-0	Pyrene	180	U	180	21

FORM I
GC/MS SEMI VOA ORGANICS ANALYSIS DATA SHEET

Lab Name: Eurofins Buffalo | Job No.: 480-195526-1
SDG No.:
Client Sample ID: B-34 | Lab Sample ID: 480-195526-5
Matrix: Solid | Lab File ID: Z000880.D
Analysis Method: 8270D | Date Collected: 03/04/2022 15:00
Extract. Method: 3550C | Date Extracted: 03/08/2022 09:20
Sample wt/vol: 30.13(g) | Date Analyzed: 03/10/2022 22:32
Con. Extract Vol.: 1(mL) | Dilution Factor: 1
Injection Volume: 1(uL) | Level: (low/med) Low
% Moisture: 10.7 | GPC Cleanup:(Y/N) N
Analysis Batch No.: 617399 | Units: ug/Kg

CAS NO.	COMPOUND NAME	RESULT	Q	RL	MDL
95-95-4	2,4,5-Trichlorophenol	190	U	190	51
88-06-2	2,4,6-Trichlorophenol	190	U	190	38
120-83-2	2,4-Dichlorophenol	190	U	190	20
105-67-9	2,4-Dimethylphenol	190	U	190	46
51-28-5	2,4-Dinitrophenol	1900	U	1900	870
121-14-2	2,4-Dinitrotoluene	190	U	190	39
606-20-2	2,6-Dinitrotoluene	190	U	190	22
91-58-7	2-Chloronaphthalene	190	U	190	31
95-57-8	2-Chlorophenol	370	U	370	35
91-57-6	2-Methylnaphthalene	190	U	190	38
95-48-7	2-Methylphenol	190	U	190	22
88-74-4	2-Nitroaniline	370	U	370	28
88-75-5	2-Nitrophenol	190	U	190	54
91-94-1	3,3'-Dichlorobenzidine	370	U	370	220
99-09-2	3-Nitroaniline	370	U	370	52
534-52-1	4,6-Dinitro-2-methylphenol	370	U	370	190
101-55-3	4-Bromophenyl phenyl ether	190	U	190	27
59-50-7	4-Chloro-3-methylphenol	190	U	190	47
106-47-8	4-Chloroaniline	190	U	190	47
7005-72-3	4-Chlorophenyl phenyl ether	190	U	190	23
106-44-5	4-Methylphenol	370	U	370	22
100-01-6	4-Nitroaniline	370	U	370	99
100-02-7	4-Nitrophenol	370	U	370	130
83-32-9	Acenaphthene	190	U	190	28
208-96-8	Acenaphthylene	190	U	190	25
98-86-2	Acetophenone	190	U	190	26
120-12-7	Anthracene	190	U	190	47
1912-24-9	Atrazine	190	U	190	66
100-52-7	Benzaldehyde	190	U	190	150
56-55-3	Benzo[a]anthracene	190	U	190	19
50-32-8	Benzo[a]pyrene	190	U	190	28
205-99-2	Benzo[b]fluoranthene	190	U	190	30
191-24-2	Benzo[g,h,i]perylene	190	U	190	20
207-08-9	Benzo[k]fluoranthene	190	U	190	25

FORM I
GC/MS SEMI VOA ORGANICS ANALYSIS DATA SHEET

Lab Name: Eurofins Buffalo | Job No.: 480-195526-1
SDG No.:
Client Sample ID: B-34 | Lab Sample ID: 480-195526-5
Matrix: Solid | Lab File ID: Z000880.D
Analysis Method: 8270D | Date Collected: 03/04/2022 15:00
Extract. Method: 3550C | Date Extracted: 03/08/2022 09:20
Sample wt/vol: 30.13(g) | Date Analyzed: 03/10/2022 22:32
Con. Extract Vol.: 1(mL) | Dilution Factor: 1
Injection Volume: 1(uL) | Level: (low/med) Low
% Moisture: 10.7 | GPC Cleanup:(Y/N) N
Analysis Batch No.: 617399 | Units: ug/Kg

CAS NO.	COMPOUND NAME	RESULT	Q	RL	MDL
92-52-4	Biphenyl	190	U	190	28
108-60-1	bis (2-chloroisopropyl) ether	190	U	190	38
111-91-1	Bis(2-chloroethoxy)methane	190	U	190	40
111-44-4	Bis(2-chloroethyl)ether	190	U	190	25
117-81-7	Bis(2-ethylhexyl) phthalate	190	U	190	65
85-68-7	Butyl benzyl phthalate	31	J	190	31
105-60-2	Caprolactam	190	U	190	57
86-74-8	Carbazole	190	U	190	22
218-01-9	Chrysene	190	U	190	42
53-70-3	Dibenz(a,h)anthracene	190	U	190	33
132-64-9	Dibenzofuran	190	U	190	22
84-66-2	Diethyl phthalate	190	U	190	25
131-11-3	Dimethyl phthalate	190	U	190	22
84-74-2	Di-n-butyl phthalate	190	U	190	32
117-84-0	Di-n-octyl phthalate	190	U	190	22
206-44-0	Fluoranthene	190	U	190	20
86-73-7	Fluorene	190	U	190	22
118-74-1	Hexachlorobenzene	190	U	190	26
87-68-3	Hexachlorobutadiene	190	U	190	28
77-47-4	Hexachlorocyclopentadiene	190	U	190	26
67-72-1	Hexachloroethane	190	U	190	25
193-39-5	Indeno[1,2,3-cd]pyrene	190	U	190	23
78-59-1	Isophorone	190	U	190	40
91-20-3	Naphthalene	190	U	190	25
98-95-3	Nitrobenzene	190	U	190	21
621-64-7	N-Nitrosodi-n-propylamine	190	U	190	32
86-30-6	N-Nitrosodiphenylamine	190	U	190	150
87-86-5	Pentachlorophenol	370	U	370	190
85-01-8	Phenanthrene	190	U	190	28
108-95-2	Phenol	190	U	190	29
129-00-0	Pyrene	190	U	190	22

FORM I
GC/MS SEMI VOA ORGANICS ANALYSIS DATA SHEET

Lab Name: Eurofins Buffalo | Job No.: 480-195526-1
SDG No.:
Client Sample ID: B-35 | Lab Sample ID: 480-195526-6
Matrix: Solid | Lab File ID: Z000890.D
Analysis Method: 8270D | Date Collected: 03/04/2022 15:00
Extract. Method: 3550C | Date Extracted: 03/08/2022 09:20
Sample wt/vol: 30.37(g) | Date Analyzed: 03/11/2022 11:25
Con. Extract Vol.: 1(mL) | Dilution Factor: 1
Injection Volume: 1(uL) | Level: (low/med) Low
% Moisture: 24.0 | GPC Cleanup:(Y/N) N
Analysis Batch No.: 617536 | Units: ug/Kg

CAS NO.	COMPOUND NAME	RESULT	Q	RL	MDL
95-95-4	2,4,5-Trichlorophenol	220	U	220	60
88-06-2	2,4,6-Trichlorophenol	220	U	220	44
120-83-2	2,4-Dichlorophenol	220	U	220	23
105-67-9	2,4-Dimethylphenol	220	U	220	53
51-28-5	2,4-Dinitrophenol	2200	U	2200	1000
121-14-2	2,4-Dinitrotoluene	220	U	220	46
606-20-2	2,6-Dinitrotoluene	220	U	220	26
91-58-7	2-Chloronaphthalene	220	U	220	36
95-57-8	2-Chlorophenol	430	U	430	40
91-57-6	2-Methylnaphthalene	220	U	220	44
95-48-7	2-Methylphenol	220	U	220	26
88-74-4	2-Nitroaniline	430	U	430	33
88-75-5	2-Nitrophenol	220	U	220	62
91-94-1	3,3'-Dichlorobenzidine	430	U	430	260
99-09-2	3-Nitroaniline	430	U	430	61
534-52-1	4,6-Dinitro-2-methylphenol	430	U	430	220
101-55-3	4-Bromophenyl phenyl ether	220	U	220	31
59-50-7	4-Chloro-3-methylphenol	220	U	220	55
106-47-8	4-Chloroaniline	220	U	220	55
7005-72-3	4-Chlorophenyl phenyl ether	220	U	220	27
106-44-5	4-Methylphenol	430	U	430	26
100-01-6	4-Nitroaniline	430	U	430	120
100-02-7	4-Nitrophenol	430	U	430	150
83-32-9	Acenaphthene	220	U	220	33
208-96-8	Acenaphthylene	220	U	220	29
98-86-2	Acetophenone	220	U	220	30
120-12-7	Anthracene	220	U	220	55
1912-24-9	Atrazine	220	U	220	77
100-52-7	Benzaldehyde	220	U	220	180
56-55-3	Benzo[a]anthracene	220	U	220	22
50-32-8	Benzo[a]pyrene	220	U	220	33
205-99-2	Benzo[b]fluoranthene	220	U	220	35
191-24-2	Benzo[g,h,i]perylene	220	U	220	23
207-08-9	Benzo[k]fluoranthene	220	U	220	29

FORM I
GC/MS SEMI VOA ORGANICS ANALYSIS DATA SHEET

Lab Name: Eurofins Buffalo
Job No.: 480-195526-1
SDG No.:
Client Sample ID: B-35
Lab Sample ID: 480-195526-6
Matrix: Solid
Lab File ID: Z000890.D
Analysis Method: 8270D
Date Collected: 03/04/2022 15:00
Extract. Method: 3550C
Date Extracted: 03/08/2022 09:20
Sample wt/vol: 30.37(g)
Date Analyzed: 03/11/2022 11:25
Con. Extract Vol.: 1(mL)
Dilution Factor: 1
Injection Volume: 1(uL)
Level: (low/med) Low
% Moisture: 24.0
GPC Cleanup:(Y/N) N
Analysis Batch No.: 617536
Units: ug/Kg

CAS NO.	COMPOUND NAME	RESULT	Q	RL	MDL
92-52-4	Biphenyl	220	U	220	33
108-60-1	bis (2-chloroisopropyl) ether	220	U	220	44
111-91-1	Bis(2-chloroethoxy)methane	220	U	220	47
111-44-4	Bis(2-chloroethyl)ether	220	U	220	29
117-81-7	Bis(2-ethylhexyl) phthalate	220	U	220	75
85-68-7	Butyl benzyl phthalate	36	J	220	36
105-60-2	Caprolactam	220	U	220	66
86-74-8	Carbazole	220	U	220	26
218-01-9	Chrysene	220	U	220	49
53-70-3	Dibenz(a,h)anthracene	220	U	220	39
132-64-9	Dibenzofuran	220	U	220	26
84-66-2	Diethyl phthalate	220	U	220	29
131-11-3	Dimethyl phthalate	220	U	220	26
84-74-2	Di-n-butyl phthalate	220	U	220	38
117-84-0	Di-n-octyl phthalate	220	U	220	26
206-44-0	Fluoranthene	220	U	220	23
86-73-7	Fluorene	220	U	220	26
118-74-1	Hexachlorobenzene	220	U	220	30
87-68-3	Hexachlorobutadiene	220	U	220	33
77-47-4	Hexachlorocyclopentadiene	220	U	220	30
67-72-1	Hexachloroethane	220	U	220	29
193-39-5	Indeno[1,2,3-cd]pyrene	220	U	220	27
78-59-1	Isophorone	220	U	220	47
91-20-3	Naphthalene	220	U	220	29
98-95-3	Nitrobenzene	220	U	220	25
621-64-7	N-Nitrosodi-n-propylamine	220	U	220	38
86-30-6	N-Nitrosodiphenylamine	220	U	220	180
87-86-5	Pentachlorophenol	430	U	430	220
85-01-8	Phenanthrene	220	U	220	33
108-95-2	Phenol	220	U	220	34
129-00-0	Pyrene	220	U	220	26

FORM I
GC/MS SEMI VOA ORGANICS ANALYSIS DATA SHEET

Lab Name: Eurofins Buffalo | Job No.: 480-195526-1
SDG No.:
Client Sample ID: B-37 | Lab Sample ID: 480-195526-7
Matrix: Solid | Lab File ID: Z000891.D
Analysis Method: 8270D | Date Collected: 03/04/2022 15:00
Extract. Method: 3550C | Date Extracted: 03/08/2022 09:20
Sample wt/vol: 30.61(g) | Date Analyzed: 03/11/2022 11:42
Con. Extract Vol.: 1(mL) | Dilution Factor: 1
Injection Volume: 1(uL) | Level: (low/med) Low
% Moisture: 13.2 | GPC Cleanup:(Y/N) N
Analysis Batch No.: 617536 | Units: ug/Kg

CAS NO.	COMPOUND NAME	RESULT	Q	RL	MDL
95-95-4	2,4,5-Trichlorophenol	190	U	190	52
88-06-2	2,4,6-Trichlorophenol	190	U	190	38
120-83-2	2,4-Dichlorophenol	190	U	190	20
105-67-9	2,4-Dimethylphenol	190	U	190	46
51-28-5	2,4-Dinitrophenol	1900	U	1900	890
121-14-2	2,4-Dinitrotoluene	190	U	190	40
606-20-2	2,6-Dinitrotoluene	190	U	190	23
91-58-7	2-Chloronaphthalene	190	U	190	32
95-57-8	2-Chlorophenol	370	U	370	35
91-57-6	2-Methylnaphthalene	190	U	190	38
95-48-7	2-Methylphenol	190	U	190	23
88-74-4	2-Nitroaniline	370	U	370	28
88-75-5	2-Nitrophenol	190	U	190	54
91-94-1	3,3'-Dichlorobenzidine	370	U	370	230
99-09-2	3-Nitroaniline	370	U	370	53
534-52-1	4,6-Dinitro-2-methylphenol	370	U	370	190
101-55-3	4-Bromophenyl phenyl ether	190	U	190	27
59-50-7	4-Chloro-3-methylphenol	190	U	190	47
106-47-8	4-Chloroaniline	190	U	190	47
7005-72-3	4-Chlorophenyl phenyl ether	190	U	190	24
106-44-5	4-Methylphenol	370	U	370	23
100-01-6	4-Nitroaniline	370	U	370	100
100-02-7	4-Nitrophenol	370	U	370	130
83-32-9	Acenaphthene	190	U	190	28
208-96-8	Acenaphthylene	190	U	190	25
98-86-2	Acetophenone	190	U	190	26
120-12-7	Anthracene	190	U	190	47
1912-24-9	Atrazine	190	U	190	67
100-52-7	Benzaldehyde	190	U	190	150
56-55-3	Benzo[a]anthracene	190	U	190	19
50-32-8	Benzo[a]pyrene	190	U	190	28
205-99-2	Benzo[b]fluoranthene	190	U	190	30
191-24-2	Benzo[g,h,i]perylene	190	U	190	20
207-08-9	Benzo[k]fluoranthene	190	U	190	25

FORM I
GC/MS SEMI VOA ORGANICS ANALYSIS DATA SHEET

Lab Name: Eurofins Buffalo | Job No.: 480-195526-1
SDG No.:
Client Sample ID: B-37 | Lab Sample ID: 480-195526-7
Matrix: Solid | Lab File ID: Z000891.D
Analysis Method: 8270D | Date Collected: 03/04/2022 15:00
Extract. Method: 3550C | Date Extracted: 03/08/2022 09:20
Sample wt/vol: 30.61(g) | Date Analyzed: 03/11/2022 11:42
Con. Extract Vol.: 1(mL) | Dilution Factor: 1
Injection Volume: 1(uL) | Level: (low/med) Low
% Moisture: 13.2 | GPC Cleanup:(Y/N) N
Analysis Batch No.: 617536 | Units: ug/Kg

CAS NO.	COMPOUND NAME	RESULT	Q	RL	MDL
92-52-4	Biphenyl	190	U	190	28
108-60-1	bis (2-chloroisopropyl) ether	190	U	190	38
111-91-1	Bis(2-chloroethoxy)methane	190	U	190	41
111-44-4	Bis(2-chloroethyl)ether	190	U	190	25
117-81-7	Bis(2-ethylhexyl) phthalate	190	U	190	66
85-68-7	Butyl benzyl phthalate	190	U	190	32
105-60-2	Caprolactam	190	U	190	58
86-74-8	Carbazole	190	U	190	23
218-01-9	Chrysene	190	U	190	43
53-70-3	Dibenz(a,h)anthracene	190	U	190	34
132-64-9	Dibenzofuran	190	U	190	23
84-66-2	Diethyl phthalate	190	U	190	25
131-11-3	Dimethyl phthalate	190	U	190	23
84-74-2	Di-n-butyl phthalate	190	U	190	33
117-84-0	Di-n-octyl phthalate	190	U	190	23
206-44-0	Fluoranthene	190	U	190	20
86-73-7	Fluorene	190	U	190	23
118-74-1	Hexachlorobenzene	190	U	190	26
87-68-3	Hexachlorobutadiene	190	U	190	28
77-47-4	Hexachlorocyclopentadiene	190	U	190	26
67-72-1	Hexachloroethane	190	U	190	25
193-39-5	Indeno[1,2,3-cd]pyrene	190	U	190	24
78-59-1	Isophorone	190	U	190	41
91-20-3	Naphthalene	190	U	190	25
98-95-3	Nitrobenzene	190	U	190	21
621-64-7	N-Nitrosodi-n-propylamine	190	U	190	33
86-30-6	N-Nitrosodiphenylamine	190	U	190	160
87-86-5	Pentachlorophenol	370	U	370	190
85-01-8	Phenanthrene	190	U	190	28
108-95-2	Phenol	190	U	190	29
129-00-0	Pyrene	190	U	190	23

FORM I
GC/MS SEMI VOA ORGANICS ANALYSIS DATA SHEET

Lab Name: Eurofins Buffalo | Job No.: 480-195526-1
SDG No.:
Client Sample ID: B-38 | Lab Sample ID: 480-195526-8
Matrix: Solid | Lab File ID: Z000892.D
Analysis Method: 8270D | Date Collected: 03/04/2022 15:00
Extract. Method: 3550C | Date Extracted: 03/08/2022 09:20
Sample wt/vol: 30.48(g) | Date Analyzed: 03/11/2022 11:59
Con. Extract Vol.: 1(mL) | Dilution Factor: 1
Injection Volume: 1(uL) | Level: (low/med) Low
% Moisture: 10.6 | GPC Cleanup:(Y/N) N
Analysis Batch No.: 617536 | Units: ug/Kg

CAS NO.	COMPOUND NAME	RESULT	Q	RL	MDL
95-95-4	2,4,5-Trichlorophenol	190	U	190	51
88-06-2	2,4,6-Trichlorophenol	190	U	190	37
120-83-2	2,4-Dichlorophenol	190	U	190	20
105-67-9	2,4-Dimethylphenol	190	U	190	45
51-28-5	2,4-Dinitrophenol	1800	U	1800	860
121-14-2	2,4-Dinitrotoluene	190	U	190	39
606-20-2	2,6-Dinitrotoluene	190	U	190	22
91-58-7	2-Chloronaphthalene	190	U	190	31
95-57-8	2-Chlorophenol	360	U	360	34
91-57-6	2-Methylnaphthalene	190	U	190	37
95-48-7	2-Methylphenol	190	U	190	22
88-74-4	2-Nitroaniline	360	U	360	28
88-75-5	2-Nitrophenol	190	U	190	53
91-94-1	3,3'-Dichlorobenzidine	360	U	360	220
99-09-2	3-Nitroaniline	360	U	360	52
534-52-1	4,6-Dinitro-2-methylphenol	360	U	360	190
101-55-3	4-Bromophenyl phenyl ether	190	U	190	26
59-50-7	4-Chloro-3-methylphenol	190	U	190	46
106-47-8	4-Chloroaniline	190	U	190	46
7005-72-3	4-Chlorophenyl phenyl ether	190	U	190	23
106-44-5	4-Methylphenol	360	U	360	22
100-01-6	4-Nitroaniline	360	U	360	98
100-02-7	4-Nitrophenol	360	U	360	130
83-32-9	Acenaphthene	190	U	190	28
208-96-8	Acenaphthylene	190	U	190	24
98-86-2	Acetophenone	190	U	190	25
120-12-7	Anthracene	190	U	190	46
1912-24-9	Atrazine	190	U	190	65
100-52-7	Benzaldehyde	190	U	190	150
56-55-3	Benzo[a]anthracene	190	U	190	19
50-32-8	Benzo[a]pyrene	190	U	190	28
205-99-2	Benzo[b]fluoranthene	190	U	190	30
191-24-2	Benzo[g,h,i]perylene	190	U	190	20
207-08-9	Benzo[k]fluoranthene	190	U	190	24

FORM I
GC/MS SEMI VOA ORGANICS ANALYSIS DATA SHEET

Lab Name: Eurofins Buffalo | Job No.: 480-195526-1

SDG No.:

Client Sample ID: B-38 | Lab Sample ID: 480-195526-8

Matrix: Solid | Lab File ID: Z000892.D

Analysis Method: 8270D | Date Collected: 03/04/2022 15:00

Extract. Method: 3550C | Date Extracted: 03/08/2022 09:20

Sample wt/vol: 30.48(g) | Date Analyzed: 03/11/2022 11:59

Con. Extract Vol.: 1(mL) | Dilution Factor: 1

Injection Volume: 1(uL) | Level: (low/med) Low

% Moisture: 10.6 | GPC Cleanup:(Y/N) N

Analysis Batch No.: 617536 | Units: ug/Kg

CAS NO.	COMPOUND NAME	RESULT	Q	RL	MDL
92-52-4	Biphenyl	190	U	190	28
108-60-1	bis (2-chloroisopropyl) ether	190	U	190	37
111-91-1	Bis(2-chloroethoxy)methane	190	U	190	40
111-44-4	Bis(2-chloroethyl)ether	190	U	190	24
117-81-7	Bis(2-ethylhexyl) phthalate	190	U	190	64
85-68-7	Butyl benzyl phthalate	190	U	190	31
105-60-2	Caprolactam	190	U	190	56
86-74-8	Carbazole	190	U	190	22
218-01-9	Chrysene	190	U	190	42
53-70-3	Dibenz(a,h)anthracene	190	U	190	33
132-64-9	Dibenzofuran	190	U	190	22
84-66-2	Diethyl phthalate	190	U	190	24
131-11-3	Dimethyl phthalate	190	U	190	22
84-74-2	Di-n-butyl phthalate	190	U	190	32
117-84-0	Di-n-octyl phthalate	190	U	190	22
206-44-0	Fluoranthene	190	U	190	20
86-73-7	Fluorene	190	U	190	22
118-74-1	Hexachlorobenzene	190	U	190	25
87-68-3	Hexachlorobutadiene	190	U	190	28
77-47-4	Hexachlorocyclopentadiene	190	U	190	25
67-72-1	Hexachloroethane	190	U	190	24
193-39-5	Indeno[1,2,3-cd]pyrene	190	U	190	23
78-59-1	Isophorone	190	U	190	40
91-20-3	Naphthalene	190	U	190	24
98-95-3	Nitrobenzene	190	U	190	21
621-64-7	N-Nitrosodi-n-propylamine	190	U	190	32
86-30-6	N-Nitrosodiphenylamine	190	U	190	150
87-86-5	Pentachlorophenol	360	U	360	190
85-01-8	Phenanthrene	190	U	190	28
108-95-2	Phenol	190	U	190	29
129-00-0	Pyrene	190	U	190	22

METALS

COVER PAGE
METALS

Lab Name: Eurofins Buffalo Job Number: 480-195526-1

SDG No.:

Project: Project #1 - Pilgrim Village Family

Client Sample ID	Lab Sample ID
GSB-2	480-195526-1
GSB-3	480-195526-2
GSB-4	480-195526-3
B-33	480-195526-4
B-34	480-195526-5
B-35	480-195526-6
B-37	480-195526-7
B-38	480-195526-8

Comments:

1A-IN
INORGANIC ANALYSIS DATA SHEET
METALS

Client Sample ID: GSB-2
Lab Sample ID: 480-195526-1
Lab Name: Eurofins Buffalo
Job No.: 480-195526-1
SDG ID.:
Matrix: Solid
Date Sampled: 03/04/2022 15:06
Reporting Basis: DRY
Date Received: 03/04/2022 17:40
% Solids: 83.9

CAS No.	Analyte	Result	RL	MDL	Units	C	Q	DIL	Method
7429-90-5	Aluminum	18700	12.4	5.5	mg/Kg			1	6010C
7440-36-0	Antimony	3.0	18.7	0.50	mg/Kg	J		1	6010C
7440-38-2	Arsenic	7.5	2.5	0.50	mg/Kg			1	6010C
7440-39-3	Barium	115	0.62	0.14	mg/Kg			1	6010C
7440-41-7	Beryllium	0.83	0.25	0.035	mg/Kg			1	6010C
7440-43-9	Cadmium	0.20	0.25	0.037	mg/Kg	J		1	6010C
7440-70-2	Calcium	52300	62.2	4.1	mg/Kg		B	1	6010C
7440-47-3	Chromium	21.8	0.62	0.25	mg/Kg			1	6010C
7440-48-4	Cobalt	11.4	0.62	0.062	mg/Kg			1	6010C
7440-50-8	Copper	18.7	1.2	0.26	mg/Kg			1	6010C
7439-89-6	Iron	23100	12.4	4.4	mg/Kg			1	6010C
7439-92-1	Lead	18.9	1.2	0.30	mg/Kg			1	6010C
7439-95-4	Magnesium	19500	24.9	1.2	mg/Kg			1	6010C
7439-96-5	Manganese	559	0.25	0.040	mg/Kg		B	1	6010C
7440-02-0	Nickel	25.5	6.2	0.29	mg/Kg			1	6010C
7440-09-7	Potassium	6300	37.3	24.9	mg/Kg			1	6010C
7782-49-2	Selenium	1.2	5.0	0.50	mg/Kg	J		1	6010C
7440-22-4	Silver	0.75	0.75	0.25	mg/Kg	U		1	6010C
7440-23-5	Sodium	271	174	16.2	mg/Kg			1	6010C
7440-28-0	Thallium	7.5	7.5	0.37	mg/Kg	U		1	6010C
7440-62-2	Vanadium	37.2	0.62	0.14	mg/Kg			1	6010C
7440-66-6	Zinc	60.6	2.5	0.80	mg/Kg			1	6010C
7439-97-6	Mercury	0.015	0.023	0.0054	mg/Kg	J		1	7471B

1A-IN
INORGANIC ANALYSIS DATA SHEET
METALS

Client Sample ID: GSB-3
Lab Sample ID: 480-195526-2
Lab Name: Eurofins Buffalo
Job No.: 480-195526-1
SDG ID.:
Matrix: Solid
Date Sampled: 03/04/2022 14:45
Reporting Basis: DRY
Date Received: 03/04/2022 17:40
% Solids: 86.9

CAS No.	Analyte	Result	RL	MDL	Units	C	Q	DIL	Method
7429-90-5	Aluminum	7630	11.2	4.9	mg/Kg			1	6010C
7440-36-0	Antimony	0.76	16.8	0.45	mg/Kg	J		1	6010C
7440-38-2	Arsenic	1.6	2.2	0.45	mg/Kg	J		1	6010C
7440-39-3	Barium	36.4	0.56	0.12	mg/Kg			1	6010C
7440-41-7	Beryllium	0.32	0.22	0.031	mg/Kg			1	6010C
7440-43-9	Cadmium	0.18	0.22	0.034	mg/Kg	J		1	6010C
7440-70-2	Calcium	27700	56.0	3.7	mg/Kg		B	1	6010C
7440-47-3	Chromium	9.0	0.56	0.22	mg/Kg			1	6010C
7440-48-4	Cobalt	4.3	0.56	0.056	mg/Kg			1	6010C
7440-50-8	Copper	11.2	1.1	0.24	mg/Kg			1	6010C
7439-89-6	Iron	8340	11.2	3.9	mg/Kg			1	6010C
7439-92-1	Lead	12.7	1.1	0.27	mg/Kg			1	6010C
7439-95-4	Magnesium	17400	22.4	1.0	mg/Kg			1	6010C
7439-96-5	Manganese	243	0.22	0.036	mg/Kg		B	1	6010C
7440-02-0	Nickel	8.4	5.6	0.26	mg/Kg			1	6010C
7440-09-7	Potassium	2460	33.6	22.4	mg/Kg			1	6010C
7782-49-2	Selenium	4.5	4.5	0.45	mg/Kg	U		1	6010C
7440-22-4	Silver	0.67	0.67	0.22	mg/Kg	U		1	6010C
7440-23-5	Sodium	164	157	14.6	mg/Kg			1	6010C
7440-28-0	Thallium	6.7	6.7	0.34	mg/Kg	U		1	6010C
7440-62-2	Vanadium	15.6	0.56	0.12	mg/Kg			1	6010C
7440-66-6	Zinc	61.8	2.2	0.72	mg/Kg			1	6010C
7439-97-6	Mercury	0.0095	0.023	0.0052	mg/Kg	J		1	7471B

1A-IN
INORGANIC ANALYSIS DATA SHEET
METALS

Client Sample ID: GSB-4
Lab Sample ID: 480-195526-3
Lab Name: Eurofins Buffalo
Job No.: 480-195526-1
SDG ID.:
Matrix: Solid
Date Sampled: 03/04/2022 14:55
Reporting Basis: DRY
Date Received: 03/04/2022 17:40
% Solids: 84.7

CAS No.	Analyte	Result	RL	MDL	Units	C	Q	DIL	Method
7429-90-5	Aluminum	8810	11.7	5.1	mg/Kg			1	6010C
7440-36-0	Antimony	1.8	17.5	0.47	mg/Kg	J		1	6010C
7440-38-2	Arsenic	3.0	2.3	0.47	mg/Kg			1	6010C
7440-39-3	Barium	45.8	0.58	0.13	mg/Kg			1	6010C
7440-41-7	Beryllium	0.41	0.23	0.033	mg/Kg			1	6010C
7440-43-9	Cadmium	0.25	0.23	0.035	mg/Kg			1	6010C
7440-70-2	Calcium	43600	58.4	3.9	mg/Kg		B	1	6010C
7440-47-3	Chromium	10.7	0.58	0.23	mg/Kg			1	6010C
7440-48-4	Cobalt	5.7	0.58	0.058	mg/Kg			1	6010C
7440-50-8	Copper	11.4	1.2	0.25	mg/Kg			1	6010C
7439-89-6	Iron	13400	11.7	4.1	mg/Kg			1	6010C
7439-92-1	Lead	15.1	1.2	0.28	mg/Kg			1	6010C
7439-95-4	Magnesium	19600	23.4	1.1	mg/Kg			1	6010C
7439-96-5	Manganese	361	0.23	0.037	mg/Kg		B	1	6010C
7440-02-0	Nickel	11.7	5.8	0.27	mg/Kg			1	6010C
7440-09-7	Potassium	3060	35.0	23.4	mg/Kg			1	6010C
7782-49-2	Selenium	0.82	4.7	0.47	mg/Kg	J		1	6010C
7440-22-4	Silver	0.70	0.70	0.23	mg/Kg	U		1	6010C
7440-23-5	Sodium	303	163	15.2	mg/Kg			1	6010C
7440-28-0	Thallium	7.0	7.0	0.35	mg/Kg	U		1	6010C
7440-62-2	Vanadium	20.4	0.58	0.13	mg/Kg			1	6010C
7440-66-6	Zinc	71.2	2.3	0.75	mg/Kg			1	6010C
7439-97-6	Mercury	0.022	0.022	0.0051	mg/Kg	U		1	7471B

1A-IN
INORGANIC ANALYSIS DATA SHEET
METALS

Client Sample ID: B-33
Lab Sample ID: 480-195526-4
Lab Name: Eurofins Buffalo
Job No.: 480-195526-1
SDG ID.:
Matrix: Solid
Date Sampled: 03/04/2022 15:00
Reporting Basis: DRY
Date Received: 03/04/2022 17:40
% Solids: 91.5

CAS No.	Analyte	Result	RL	MDL	Units	C	Q	DIL	Method	
7429-90-5	Aluminum	3010	11.5	5.1	mg/Kg		F1	1	6010C	J+
7440-36-0	Antimony	0.76	17.2	0.46	mg/Kg	J		1	6010C	
7440-38-2	Arsenic	0.88	2.3	0.46	mg/Kg	J		1	6010C	
7440-39-3	Barium	9.6	0.57	0.13	mg/Kg			1	6010C	
7440-41-7	Beryllium	0.12	0.23	0.032	mg/Kg	J		1	6010C	
7440-43-9	Cadmium	0.17	0.23	0.034	mg/Kg	J		1	6010C	
7440-70-2	Calcium	41300	57.5	3.8	mg/Kg		B	1	6010C	
7440-47-3	Chromium	4.4	0.57	0.23	mg/Kg			1	6010C	
7440-48-4	Cobalt	1.5	0.57	0.057	mg/Kg			1	6010C	
7440-50-8	Copper	4.1	1.1	0.24	mg/Kg			1	6010C	
7439-89-6	Iron	5690	11.5	4.0	mg/Kg			1	6010C	
7439-92-1	Lead	6.2	1.1	0.28	mg/Kg			1	6010C	
7439-95-4	Magnesium	19100	23.0	1.1	mg/Kg			1	6010C	
7439-96-5	Manganese	168	0.23	0.037	mg/Kg		F1 B	1	6010C	J+
7440-02-0	Nickel	3.1	5.7	0.26	mg/Kg	J		1	6010C	
7440-09-7	Potassium	995	34.5	23.0	mg/Kg		F1	1	6010C	J+
7782-49-2	Selenium	4.6	4.6	0.46	mg/Kg	U		1	6010C	
7440-22-4	Silver	0.69	0.69	0.23	mg/Kg	U		1	6010C	
7440-23-5	Sodium	171	161	14.9	mg/Kg			1	6010C	
7440-28-0	Thallium	6.9	6.9	0.34	mg/Kg	U		1	6010C	
7440-62-2	Vanadium	10.3	0.57	0.13	mg/Kg			1	6010C	
7440-66-6	Zinc	43.4	2.3	0.74	mg/Kg			1	6010C	
7439-97-6	Mercury	0.022	0.022	0.0050	mg/Kg	U		1	7471B	

MKP 3/25/2022

1A-IN
INORGANIC ANALYSIS DATA SHEET
METALS

Client Sample ID: B-34
Lab Sample ID: 480-195526-5
Lab Name: Eurofins Buffalo
Job No.: 480-195526-1
SDG ID.:
Matrix: Solid
Date Sampled: 03/04/2022 15:00
Reporting Basis: DRY
Date Received: 03/04/2022 17:40
% Solids: 89.3

CAS No.	Analyte	Result	RL	MDL	Units	C	Q	DIL	Method
7429-90-5	Aluminum	4050	11.4	5.0	mg/Kg			1	6010C
7440-36-0	Antimony	0.91	17.1	0.46	mg/Kg	J		1	6010C
7440-38-2	Arsenic	1.7	2.3	0.46	mg/Kg	J		1	6010C
7440-39-3	Barium	12.4	0.57	0.13	mg/Kg			1	6010C
7440-41-7	Beryllium	0.18	0.23	0.032	mg/Kg	J		1	6010C
7440-43-9	Cadmium	0.21	0.23	0.034	mg/Kg	J		1	6010C
7440-70-2	Calcium	41600	57.1	3.8	mg/Kg		B	1	6010C
7440-47-3	Chromium	5.3	0.57	0.23	mg/Kg			1	6010C
7440-48-4	Cobalt	2.0	0.57	0.057	mg/Kg			1	6010C
7440-50-8	Copper	6.6	1.1	0.24	mg/Kg			1	6010C
7439-89-6	Iron	6820	11.4	4.0	mg/Kg			1	6010C
7439-92-1	Lead	8.7	1.1	0.27	mg/Kg			1	6010C
7439-95-4	Magnesium	20300	22.8	1.1	mg/Kg			1	6010C
7439-96-5	Manganese	192	0.23	0.037	mg/Kg		B	1	6010C
7440-02-0	Nickel	4.5	5.7	0.26	mg/Kg	J		1	6010C
7440-09-7	Potassium	1300	34.3	22.8	mg/Kg			1	6010C
7782-49-2	Selenium	4.6	4.6	0.46	mg/Kg	U		1	6010C
7440-22-4	Silver	0.69	0.69	0.23	mg/Kg	U		1	6010C
7440-23-5	Sodium	192	160	14.8	mg/Kg			1	6010C
7440-28-0	Thallium	6.9	6.9	0.34	mg/Kg	U		1	6010C
7440-62-2	Vanadium	11.8	0.57	0.13	mg/Kg			1	6010C
7440-66-6	Zinc	82.3	2.3	0.73	mg/Kg			1	6010C
7439-97-6	Mercury	0.012	0.022	0.0052	mg/Kg	J		1	7471B

1A-IN
INORGANIC ANALYSIS DATA SHEET
METALS

Client Sample ID: B-35
Lab Sample ID: 480-195526-6
Lab Name: Eurofins Buffalo
Job No.: 480-195526-1
SDG ID.:
Matrix: Solid
Date Sampled: 03/04/2022 15:00
Reporting Basis: DRY
Date Received: 03/04/2022 17:40
% Solids: 76.0

CAS No.	Analyte	Result	RL	MDL	Units	C	Q	DIL	Method
7429-90-5	Aluminum	26500	13.0	5.7	mg/Kg			1	6010C
7440-36-0	Antimony	3.2	19.6	0.52	mg/Kg	J		1	6010C
7440-38-2	Arsenic	4.0	2.6	0.52	mg/Kg			1	6010C
7440-39-3	Barium	139	0.65	0.14	mg/Kg			1	6010C
7440-41-7	Beryllium	1.2	0.26	0.037	mg/Kg			1	6010C
7440-43-9	Cadmium	0.15	0.26	0.039	mg/Kg	J		1	6010C
7440-70-2	Calcium	3410	65.2	4.3	mg/Kg		B	1	6010C
7440-47-3	Chromium	30.8	0.65	0.26	mg/Kg			1	6010C
7440-48-4	Cobalt	12.5	0.65	0.065	mg/Kg			1	6010C
7440-50-8	Copper	22.2	1.3	0.27	mg/Kg			1	6010C
7439-89-6	Iron	28000	13.0	4.6	mg/Kg			1	6010C
7439-92-1	Lead	26.1	1.3	0.31	mg/Kg			1	6010C
7439-95-4	Magnesium	6800	26.1	1.2	mg/Kg			1	6010C
7439-96-5	Manganese	303	0.26	0.042	mg/Kg		B	1	6010C
7440-02-0	Nickel	30.5	6.5	0.30	mg/Kg			1	6010C
7440-09-7	Potassium	7740	39.1	26.1	mg/Kg			1	6010C
7782-49-2	Selenium	2.0	5.2	0.52	mg/Kg	J		1	6010C
7440-22-4	Silver	0.78	0.78	0.26	mg/Kg	U		1	6010C
7440-23-5	Sodium	166	183	17.0	mg/Kg	J		1	6010C
7440-28-0	Thallium	7.8	7.8	0.39	mg/Kg	U		1	6010C
7440-62-2	Vanadium	48.2	0.65	0.14	mg/Kg			1	6010C
7440-66-6	Zinc	118	2.6	0.83	mg/Kg			1	6010C
7439-97-6	Mercury	0.022	0.024	0.0056	mg/Kg	J		1	7471B

1A-IN
INORGANIC ANALYSIS DATA SHEET
METALS

Client Sample ID: B-37
Lab Sample ID: 480-195526-7
Lab Name: Eurofins Buffalo
Job No.: 480-195526-1
SDG ID.:
Matrix: Solid
Date Sampled: 03/04/2022 15:00
Reporting Basis: DRY
Date Received: 03/04/2022 17:40
% Solids: 86.8

CAS No.	Analyte	Result	RL	MDL	Units	C	Q	DIL	Method
7429-90-5	Aluminum	4540	12.0	5.3	mg/Kg			1	6010C
7440-36-0	Antimony	0.81	18.0	0.48	mg/Kg	J		1	6010C
7440-38-2	Arsenic	1.3	2.4	0.48	mg/Kg	J		1	6010C
7440-39-3	Barium	17.5	0.60	0.13	mg/Kg			1	6010C
7440-41-7	Beryllium	0.19	0.24	0.034	mg/Kg	J		1	6010C
7440-43-9	Cadmium	0.32	0.24	0.036	mg/Kg			1	6010C
7440-70-2	Calcium	46800	60.0	4.0	mg/Kg		B	1	6010C
7440-47-3	Chromium	6.2	0.60	0.24	mg/Kg			1	6010C
7440-48-4	Cobalt	2.5	0.60	0.060	mg/Kg			1	6010C
7440-50-8	Copper	8.0	1.2	0.25	mg/Kg			1	6010C
7439-89-6	Iron	7270	12.0	4.2	mg/Kg			1	6010C
7439-92-1	Lead	8.3	1.2	0.29	mg/Kg			1	6010C
7439-95-4	Magnesium	21000	24.0	1.1	mg/Kg			1	6010C
7439-96-5	Manganese	300	0.24	0.038	mg/Kg		B	1	6010C
7440-02-0	Nickel	5.6	6.0	0.28	mg/Kg	J		1	6010C
7440-09-7	Potassium	1510	36.0	24.0	mg/Kg			1	6010C
7782-49-2	Selenium	4.8	4.8	0.48	mg/Kg	U		1	6010C
7440-22-4	Silver	0.72	0.72	0.24	mg/Kg	U		1	6010C
7440-23-5	Sodium	183	168	15.6	mg/Kg			1	6010C
7440-28-0	Thallium	7.2	7.2	0.36	mg/Kg	U		1	6010C
7440-62-2	Vanadium	13.6	0.60	0.13	mg/Kg			1	6010C
7440-66-6	Zinc	54.5	2.4	0.77	mg/Kg			1	6010C
7439-97-6	Mercury	0.0075	0.022	0.0052	mg/Kg	J		1	7471B

1A-IN
INORGANIC ANALYSIS DATA SHEET
METALS

Client Sample ID: B-38
Lab Sample ID: 480-195526-8
Lab Name: Eurofins Buffalo
Job No.: 480-195526-1
SDG ID.:
Matrix: Solid
Date Sampled: 03/04/2022 15:00
Reporting Basis: DRY
Date Received: 03/04/2022 17:40
% Solids: 89.4

CAS No.	Analyte	Result	RL	MDL	Units	C	Q	DIL	Method
7429-90-5	Aluminum	3820	10.8	4.7	mg/Kg			1	6010C
7440-36-0	Antimony	0.77	16.2	0.43	mg/Kg	J		1	6010C
7440-38-2	Arsenic	1.2	2.2	0.43	mg/Kg	J		1	6010C
7440-39-3	Barium	13.3	0.54	0.12	mg/Kg			1	6010C
7440-41-7	Beryllium	0.16	0.22	0.030	mg/Kg	J		1	6010C
7440-43-9	Cadmium	0.30	0.22	0.032	mg/Kg			1	6010C
7440-70-2	Calcium	46700	54.0	3.6	mg/Kg		B	1	6010C
7440-47-3	Chromium	5.3	0.54	0.22	mg/Kg			1	6010C
7440-48-4	Cobalt	2.0	0.54	0.054	mg/Kg			1	6010C
7440-50-8	Copper	6.9	1.1	0.23	mg/Kg			1	6010C
7439-89-6	Iron	6510	10.8	3.8	mg/Kg			1	6010C
7439-92-1	Lead	8.4	1.1	0.26	mg/Kg			1	6010C
7439-95-4	Magnesium	20800	21.6	1.0	mg/Kg			1	6010C
7439-96-5	Manganese	222	0.22	0.035	mg/Kg		B	1	6010C
7440-02-0	Nickel	4.2	5.4	0.25	mg/Kg	J		1	6010C
7440-09-7	Potassium	1280	32.4	21.6	mg/Kg			1	6010C
7782-49-2	Selenium	4.3	4.3	0.43	mg/Kg	U		1	6010C
7440-22-4	Silver	0.65	0.65	0.22	mg/Kg	U		1	6010C
7440-23-5	Sodium	172	151	14.0	mg/Kg			1	6010C
7440-28-0	Thallium	6.5	6.5	0.32	mg/Kg	U		1	6010C
7440-62-2	Vanadium	11.7	0.54	0.12	mg/Kg			1	6010C
7440-66-6	Zinc	56.3	2.2	0.69	mg/Kg			1	6010C
7439-97-6	Mercury	0.0076	0.023	0.0052	mg/Kg	J		1	7471B

GENERAL CHEMISTRY

No data validation qualifiers were added

MKP 3/25/2022

COVER PAGE
GENERAL CHEMISTRY

Lab Name: Eurofins Buffalo Job Number: 480-195526-1

SDG No.:

Project: Project #1 - Pilgrim Village Family

Client Sample ID	Lab Sample ID
GSB-2	480-195526-1
GSB-3	480-195526-2
GSB-4	480-195526-3
B-33	480-195526-4
B-34	480-195526-5
B-35	480-195526-6
B-37	480-195526-7
B-38	480-195526-8

Comments:

General Chemistry Raw Data Report

Job ID: 480-195526-1

Batch: 617028 **Analyst Initials: DSC**
Method: Moisture **Instrument: Balance-7**

Lab Sample ID: 480-195526-A-1 — Analysis Date: Mar 07, 2022 16:10

Analyte	Detector	Dilution	Raw Result	Unit
Percent Moisture	None	1	16.0809371671991	%
Percent Solids	None	1	83.9190628328009	%

Lab Sample ID: 480-195526-A-2 — Analysis Date: Mar 07, 2022 16:10

Analyte	Detector	Dilution	Raw Result	Unit
Percent Moisture	None	1	13.0896226415094	%
Percent Solids	None	1	86.9103773584906	%

Lab Sample ID: 480-195526-A-3 — Analysis Date: Mar 07, 2022 16:10

Analyte	Detector	Dilution	Raw Result	Unit
Percent Moisture	None	1	15.2901785714286	%
Percent Solids	None	1	84.7098214285714	%

Lab Sample ID: 480-195526-A-4 — Analysis Date: Mar 07, 2022 16:10

Analyte	Detector	Dilution	Raw Result	Unit
Percent Moisture	None	1	8.51505711318801	%
Percent Solids	None	1	91.484942886812	%

Lab Sample ID: 480-195526-A-5 — Analysis Date: Mar 07, 2022 16:10

Analyte	Detector	Dilution	Raw Result	Unit
Percent Moisture	None	1	10.7305936073059	%
Percent Solids	None	1	89.2694063926941	%

Lab Sample ID: 480-195526-A-6 — Analysis Date: Mar 07, 2022 16:10

Analyte	Detector	Dilution	Raw Result	Unit
Percent Moisture	None	1	24.0358744394619	%
Percent Solids	None	1	75.9641255605381	%

Lab Sample ID: 480-195526-A-7 — Analysis Date: Mar 07, 2022 16:10

Analyte	Detector	Dilution	Raw Result	Unit
Percent Moisture	None	1	13.2167152575316	%
Percent Solids	None	1	86.7832847424684	%

Lab Sample ID: 480-195526-A-8 — Analysis Date: Mar 07, 2022 16:10

Analyte	Detector	Dilution	Raw Result	Unit
Percent Moisture	None	1	10.5545617173524	%
Percent Solids	None	1	89.4454382826476	%

Appendix B

Laboratory QC Documentation

FORM III
GC/MS VOA MATRIX SPIKE RECOVERY

Lab Name: Eurofins Buffalo Job No.: 480-195526-1

SDG No.:

Matrix: Solid Level: Low Lab File ID: M02578.D

Lab ID: 480-195526-8 MS Client ID: B-38 MS

COMPOUND	SPIKE ADDED (ug/Kg)	SAMPLE CONCENTRATION (ug/Kg)	MS CONCENTRATION (ug/Kg)	MS % REC	QC LIMITS REC	#
1,1,1-Trichloroethane	55.5	5.5 U	49.8	90	77-121	vs
1,1,2,2-Tetrachloroethane	55.5	5.5 U	36.2	65	80-120	vs F1
1,1,2-Trichloro-1,2,2-trifluoroethane	55.5	5.5 U	41.7	75	60-140	vs
1,1,2-Trichloroethane	55.5	5.5 U	41.6	75	78-122	vs F1
1,1-Dichloroethane	55.5	5.5 U	50.9	92	73-126	vs
1,1-Dichloroethene	55.5	5.5 U	50.3	91	59-125	vs
1,2,4-Trichlorobenzene	55.5	5.5 U	34.3	62	64-120	vs F1
1,2-Dibromo-3-Chloropropane	55.5	5.5 U	30.3	55	63-124	vs F1
1,2-Dibromoethane	55.5	5.5 U	44.1	79	78-120	vs
1,2-Dichlorobenzene	55.5	5.5 U	42.2	76	75-120	vs
1,2-Dichloroethane	55.5	5.5 U	45.1	81	77-122	vs
1,2-Dichloropropane	55.5	5.5 U	51.3	92	75-124	vs
1,3-Dichlorobenzene	55.5	5.5 U	46.1	83	74-120	vs
1,4-Dichlorobenzene	55.5	5.5 U	45.8	83	73-120	vs
2-Butanone (MEK)	277	28 U	139	50	70-134	vs F1
2-Hexanone	277	28 U	156	56	59-130	vs F1
4-Methyl-2-pentanone (MIBK)	277	28 U	160	58	65-133	vs F1
Acetone	277	28 U	135	49	61-137	vs F1
Benzene	55.5	5.5 U	49.6	89	79-127	vs
Bromodichloromethane	55.5	5.5 U	49.7	90	80-122	vs
Bromoform	55.5	5.5 U	41.5	75	68-126	vs
Bromomethane	55.5	5.5 U	51.5	93	37-149	vs
Carbon disulfide	55.5	5.5 U	42.7	77	64-131	vs
Carbon tetrachloride	55.5	5.5 U	49.4	89	75-135	vs
Chlorobenzene	55.5	5.5 U	49.4	89	76-124	vs
Chloroethane	55.5	5.5 U	50.3	91	69-135	vs
Chloroform	55.5	5.5 U	52.7	95	80-120	vs
Chloromethane	55.5	5.5 U	52.9	95	63-127	vs
cis-1,2-Dichloroethene	55.5	5.5 U	46.9	84	80-120	vs
cis-1,3-Dichloropropene	55.5	5.5 U	47.0	85	80-120	vs
Cyclohexane	55.5	5.5 U	43.3	78	65-120	vs
Dibromochloromethane	55.5	5.5 U	46.6	84	76-125	vs
Dichlorodifluoromethane	55.5	5.5 U	51.6	93	57-142	vs
Ethylbenzene	55.5	5.5 U	52.7	95	80-120	vs
Isopropylbenzene	55.5	5.5 U	50.9	92	72-120	vs
Methyl acetate	111	28 U	61.8	56	55-136	vs
Methyl tert-butyl ether	55.5	5.5 U	38.0	69	63-125	vs
Methylcyclohexane	55.5	5.5 U	45.3	82	60-140	vs
Methylene Chloride	55.5	5.5 U	33.9	61	61-127	vs
Styrene	55.5	5.5 U	49.5	89	80-120	vs
Tetrachloroethene	55.5	5.5 U	50.8	92	74-122	vs

Column to be used to flag recovery and RPD values

FORM III 8260C

FORM III
GC/MS VOA MATRIX SPIKE DUPLICATE RECOVERY

Lab Name: Eurofins Buffalo Job No.: 480-195526-1

SDG No.:

Matrix: Solid Level: Low Lab File ID: M02579.D

Lab ID: 480-195526-8 MSD Client ID: B-38 MSD

COMPOUND	SPIKE ADDED (ug/Kg)	MSD CONCENTRATION (ug/Kg)	MSD % REC	% RPD	QC LIMITS RPD	QC LIMITS REC	#
1,1,1-Trichloroethane	55.8	47.5	85	5	30	77-121	vs
1,1,2,2-Tetrachloroethane	55.8	34.3	61	5	30	80-120	vs F1
1,1,2-Trichloro-1,2,2-trifluoroethane	55.8	40.9	73	2	30	60-140	vs
1,1,2-Trichloroethane	55.8	42.9	77	3	30	78-122	vs F1
1,1-Dichloroethane	55.8	51.2	92	1	30	73-126	vs
1,1-Dichloroethene	55.8	49.2	88	2	30	59-125	vs
1,2,4-Trichlorobenzene	55.8	35.2	63	3	30	64-120	vs F1
1,2-Dibromo-3-Chloropropane	55.8	30.2	54	0	30	63-124	vs F1
1,2-Dibromoethane	55.8	40.0	72	10	30	78-120	vs F1
1,2-Dichlorobenzene	55.8	41.3	74	2	30	75-120	vs F1
1,2-Dichloroethane	55.8	46.3	83	3	30	77-122	vs
1,2-Dichloropropane	55.8	51.8	93	1	30	75-124	vs
1,3-Dichlorobenzene	55.8	45.8	82	1	30	74-120	vs
1,4-Dichlorobenzene	55.8	46.1	83	1	30	73-120	vs
2-Butanone (MEK)	279	152	55	9	30	70-134	vs F1
2-Hexanone	279	162	58	4	30	59-130	vs F1
4-Methyl-2-pentanone (MIBK)	279	178	64	11	30	65-133	vs F1
Acetone	279	146	52	8	30	61-137	vs F1
Benzene	55.8	49.7	89	0	30	79-127	vs
Bromodichloromethane	55.8	50.6	91	2	30	80-122	vs
Bromoform	55.8	38.6	69	7	30	68-126	vs
Bromomethane	55.8	50.7	91	1	30	37-149	vs
Carbon disulfide	55.8	41.8	75	2	30	64-131	vs
Carbon tetrachloride	55.8	48.9	88	1	30	75-135	vs
Chlorobenzene	55.8	48.0	86	3	30	76-124	vs
Chloroethane	55.8	48.2	86	4	30	69-135	vs
Chloroform	55.8	51.1	92	3	30	80-120	vs
Chloromethane	55.8	54.5	98	3	30	63-127	vs
cis-1,2-Dichloroethene	55.8	48.6	87	4	30	80-120	vs
cis-1,3-Dichloropropene	55.8	53.1	95	12	30	80-120	vs
Cyclohexane	55.8	38.8	69	11	30	65-120	vs
Dibromochloromethane	55.8	46.0	83	1	30	76-125	vs
Dichlorodifluoromethane	55.8	47.5	85	8	30	57-142	vs
Ethylbenzene	55.8	50.3	90	5	30	80-120	vs
Isopropylbenzene	55.8	48.1	86	6	30	72-120	vs
Methyl acetate	112	64.5	58	4	30	55-136	vs
Methyl tert-butyl ether	55.8	39.4	71	3	30	63-125	vs
Methylcyclohexane	55.8	44.1	79	3	30	60-140	vs
Methylene Chloride	55.8	37.0	66	9	30	61-127	vs
Styrene	55.8	46.3	83	6	30	80-120	vs
Tetrachloroethene	55.8	47.8	86	6	30	74-122	vs

Column to be used to flag recovery and RPD values

FORM III 8260C

FORM VII
GC/MS VOA CONTINUING CALIBRATION DATA

Lab Name: Eurofins Buffalo Job No.: 480-195526-1

SDG No.:

Lab Sample ID: CCVIS 480-617043/4 Calibration Date: 03/07/2022 19:55

Instrument ID: HP5977M Calib Start Date: 12/08/2021 14:19

GC Column: ZB-624 (30) VOA ID: 0.25(mm) Calib End Date: 12/08/2021 16:43

Lab File ID: M02554.D Conc. Units: ug/L Heated Purge: (Y/N) Y

ANALYTE	CURVE TYPE	AVE RRF	RRF	MIN RRF	CALC AMOUNT	SPIKE AMOUNT	%D	MAX %D	
Dichlorodifluoromethane	Ave	1.473	1.914	0.1000	65.0	50.0	29.9	50.0	
Chloromethane	Ave	2.120	2.527	0.1000	59.6	50.0	19.2	20.0	
Vinyl chloride	Ave	1.643	2.023	0.1000	61.6	50.0	23.1*	20.0	
Butadiene	Ave	1.682	1.630		48.4	50.0	-3.1	20.0	
Bromomethane	Ave	1.056	1.180	0.1000	55.8	50.0	11.7	50.0	
Chloroethane	Ave	0.9681	1.153	0.1000	59.6	50.0	19.1	50.0	
Trichlorofluoromethane	Ave	2.213	2.669	0.1000	60.3	50.0	20.7*	20.0	
Dichlorofluoromethane	Ave	2.453	2.882		58.7	50.0	17.5	20.0	
Ethyl ether	Lin1		1.408		56.1	50.0	12.2	20.0	
Acrolein	Ave	0.2319	0.1385		149	250	-40.3	50.0	NT
1,1,2-Trichloro-1,2,2-trifluoroethane	Ave	1.178	1.283	0.1000	54.5	50.0	8.9	20.0	
1,1-Dichloroethene	Ave	1.069	1.060	0.1000	49.6	50.0	-0.9	20.0	
Acetone	Ave	0.6606	0.6192	0.1000	234	250	-6.3	50.0	
Iodomethane	Ave	2.019	2.028		50.2	50.0	0.5	20.0	
Carbon disulfide	Ave	4.367	4.423	0.1000	50.6	50.0	1.3	20.0	
Allyl chloride	Ave	2.395	2.589		54.0	50.0	8.1	20.0	
Methyl acetate	Ave	1.341	1.289	0.1000	96.1	100	-3.9	50.0	
Methylene Chloride	Lin1		1.463	0.1000	42.2	50.0	-15.7	20.0	
2-Methyl-2-propanol	Ave	0.2489	0.2243		451	500	-9.9	50.0	
Methyl tert-butyl ether	Ave	4.433	4.268	0.1000	48.1	50.0	-3.7	20.0	
trans-1,2-Dichloroethene	Ave	1.205	1.329	0.1000	55.1	50.0	10.3	20.0	
Acrylonitrile	Ave	0.6781	0.6267		462	500	-7.6	20.0	
Hexane	Ave	1.988	2.542		63.9	50.0	27.9*	20.0	NT
1,1-Dichloroethane	Ave	2.499	2.710	0.2000	54.2	50.0	8.5	20.0	
Vinyl acetate	Ave	3.379	3.681		109	100	8.9	20.0	
2,2-Dichloropropane	Ave	1.454	1.747		60.1	50.0	20.1*	20.0	NT
cis-1,2-Dichloroethene	Ave	1.365	1.482	0.1000	54.3	50.0	8.5	20.0	
2-Butanone (MEK)	Ave	0.8687	0.8937	0.1000	257	250	2.9	20.0	
Chlorobromomethane	Ave	0.6757	0.6833		50.6	50.0	1.1	20.0	
Tetrahydrofuran	Ave	0.5663	0.5391		95.2	100	-4.8	20.0	
Chloroform	Ave	2.538	2.682	0.2000	52.8	50.0	5.7	20.0	
Cyclohexane	Ave	2.437	2.883	0.1000	59.2	50.0	18.3	20.0	
1,1,1-Trichloroethane	Ave	2.145	2.295	0.1000	53.5	50.0	7.0	20.0	
Carbon tetrachloride	Ave	1.800	2.060	0.1000	57.2	50.0	14.5	20.0	
1,1-Dichloropropene	Ave	1.675	1.930		57.6	50.0	15.2	20.0	
Benzene	Ave	4.630	4.919	0.5000	53.1	50.0	6.3	20.0	
Isobutyl alcohol	Ave	0.0950	0.0920		1210	1250	-3.2	50.0	
1,2-Dichloroethane	Ave	2.337	2.321	0.1000	49.6	50.0	-0.7	20.0	
n-Heptane	Ave	2.188	2.898		66.2	50.0	32.5*	20.0	NT
Trichloroethene	Ave	1.246	1.417	0.2000	56.9	50.0	13.7	20.0	

3-IN
METHOD BLANK
METALS

Lab Name: Eurofins Buffalo Job No.: 480-195526-1

SDG No.:

Concentration Units: mg/Kg Lab Sample ID: MB 480-617468/1-A

Instrument Code: ICAP2 Batch No.: 617725

CAS No.	Analyte	Concentration	C	Q	Method
7429-90-5	Aluminum	10.2	U		6010C
7440-36-0	Antimony	15.3	U		6010C
7440-38-2	Arsenic	2.0	U		6010C
7440-39-3	Barium	0.51	U		6010C
7440-41-7	Beryllium	0.20	U		6010C
7440-43-9	Cadmium	0.20	U		6010C
7440-70-2	Calcium	5.54	J		6010C
7440-47-3	Chromium	0.51	U		6010C
7440-48-4	Cobalt	0.51	U		6010C
7440-50-8	Copper	1.0	U		6010C
7439-89-6	Iron	10.2	U		6010C
7439-92-1	Lead	1.0	U		6010C
7439-95-4	Magnesium	20.5	U		6010C
7439-96-5	Manganese	0.0604	J		6010C
7440-02-0	Nickel	5.1	U		6010C
7782-49-2	Selenium	4.1	U		6010C
7440-22-4	Silver	0.61	U		6010C
7440-23-5	Sodium	143	U		6010C
7440-28-0	Thallium	6.1	U		6010C
7440-62-2	Vanadium	0.51	U		6010C

5A-IN
MATRIX SPIKE SAMPLE RECOVERY
METALS

Client ID: B-33 MS

Lab ID: 480-195526-4 MS

Lab Name: Eurofins Buffalo

Job No.: 480-195526-1

SDG No.:

Matrix: Solid

Concentration Units: mg/Kg

% Solids: 91.5

Analyte	SSR	C	Sample Result (SR)	C	Spike Added (SA)	%R	Control Limit %R	Q	Method
Aluminum	7031		3010		2240	180	75-125	F1	6010C
Antimony	43.42		0.76	J	44.7	95	75-125		6010C
Arsenic	44.85		0.88	J	44.7	98	75-125		6010C
Barium	58.11		9.6		44.7	108	75-125		6010C
Beryllium	43.05		0.12	J	44.7	96	75-125		6010C
Cadmium	43.36		0.17	J	44.7	97	75-125		6010C
Calcium	43060		41300		2240	78	75-125	4	6010C
Chromium	43.21		4.4		44.7	87	75-125		6010C
Cobalt	46.73		1.5		44.7	101	75-125		6010C
Copper	47.75		4.1		44.7	98	75-125		6010C
Iron	7772		5690		2240	93	75-125		6010C
Lead	50.01		6.2		44.7	98	75-125		6010C
Magnesium	21090		19100		2240	90	75-125	4	6010C
Manganese	231.4		168		44.7	142	75-125	F1	6010C
Nickel	46.53		3.1	J	44.7	97	75-125		6010C
Potassium	3852		995		2240	128	75-125	F1	6010C
Selenium	42.83		4.6	U	44.7	96	75-125		6010C
Silver	10.53		0.69	U	11.2	94	75-125		6010C
Sodium	2446		171		2240	101	75-125		6010C
Thallium	43.33		6.9	U	44.7	97	75-125		6010C
Vanadium	51.18		10.3		44.7	91	75-125		6010C
Zinc	84.75		43.4		44.7	92	75-125		6010C

SSR = Spiked Sample Result

Calculations are performed before rounding to avoid round-off errors in calculated results.
Note - Results and Reporting Limits have been adjusted for dry weight.

FORM VA - IN

5A-IN
MATRIX SPIKE DUPLICATE SAMPLE RECOVERY
METALS

Client ID: B-33 MSD

Lab ID: 480-195526-4 MSD

Lab Name: Eurofins Buffalo

Job No.: 480-195526-1

SDG No.:

Matrix: Solid

Concentration Units: mg/Kg

% Solids: 91.5

Analyte	(SDR)	C	Spike Added (SA)	%R	Control Limit %R	RPD	RPD Limit	Q	Method
Aluminum	7169		2220	188	75-125	2	20	F1	6010C
Antimony	43.99		44.3	98	75-125	1	20		6010C
Arsenic	45.30		44.3	100	75-125	1	20		6010C
Barium	59.67		44.3	113	75-125	3	20		6010C
Beryllium	43.58		44.3	98	75-125	1	20		6010C
Cadmium	44.06		44.3	99	75-125	2	20		6010C
Calcium	44070		2210	124	75-125	2	20	4	6010C
Chromium	43.92		44.3	89	75-125	2	20		6010C
Cobalt	46.83		44.3	102	75-125	0	20		6010C
Copper	48.88		44.3	101	75-125	2	20		6010C
Iron	7783		2210	95	75-125	0	20		6010C
Lead	51.22		44.3	102	75-125	2	20		6010C
Magnesium	21500		2210	109	75-125	2	20	4	6010C
Manganese	229.4		44.3	139	75-125	1	20	F1	6010C
Nickel	47.10		44.3	99	75-125	1	20		6010C
Potassium	3991		2220	135	75-125	4	20	F1	6010C
Selenium	43.50		44.3	98	75-125	2	20		6010C
Silver	10.80		11.1	98	75-125	3	20		6010C
Sodium	2480		2220	104	75-125	1	20		6010C
Thallium	43.88		44.3	99	75-125	1	20		6010C
Vanadium	51.97		44.3	94	75-125	2	20		6010C
Zinc	86.58		44.3	97	75-125	2	20		6010C

SDR = Sample Duplicate Result

Calculations are performed before rounding to avoid round-off errors in calculated results.
Note - Results and Reporting Limits have been adjusted for dry weight.

FORM VD - IN

Appendix C

Validator Qualifications

KENNETH R. APPLIN
Geochemist/Data Validator

Ph.D., Geochemistry and Mineralogy, The Pennsylvania State University

M.S., Geochemistry and Mineralogy, The Pennsylvania State University

B.A., Geological Sciences, SUNY at Geneseo, NY

Dr. Applin has over 35 years of experience working with the geochemistry of natural waters. His prior experience includes working as an Assistant Professor of Geology at the University of Missouri-Columbia and as Chief Hydrogeologist and Geochemist with a leading engineering firm in Rochester, NY. In 1993, he established KR Applin and Associates, a small consulting business that focuses on the geochemistry of natural waters, especially as applied to problems involving the contamination of groundwater and surface water.

Dr. Applin is also an experienced analytical data validator and has provided data validation services since 1994 to a variety of clients performing brownfield cleanup projects, hazardous waste remediation, groundwater monitoring at solid waste facilities, and other projects requiring third-party data validation. Dr. Applin has several years of hands-on experience with the laboratory analysis of natural waters and has successfully completed the USEPA Region II certification courses for performing inorganic and organic analytical data validation.

MICHAEL K. PERRY
Chemist/Data Validator

B.S. Chemistry, Georgia State University, Atlanta, GA

A.A.S., Chemical Technology, Alfred State College, Alfred, NY

Mr. Perry has over 30 years of experience in the analytical laboratory business. During his early career, he spent several years as a laboratory analyst performing the analysis of soil, water, and air samples for inorganic and organic chemical parameters. During his last 20 years in the environmental laboratory business, he managed and directed two major analytical laboratories in Rochester, NY. His management responsibilities included oversight of the daily operations of the lab, staff training and supervision, the selection, purchase, and maintenance of analytical instruments, the introduction of new laboratory methods, analytical quality assurance and quality control, data acquisition and management, and other business-related activities.

Mr. Perry has an extensive working knowledge of the methods and procedures used for sampling and analyzing both inorganic and organic analytes in soil, water, and air. He is an accomplished laboratory chemist and is familiar with the analytical methods and procedures established under the USEPA Contract Laboratory Protocols (CLP), the NYSDEC Analytical Services Protocols (ASP), and the NYSDOH Environmental Laboratory Approval Program (ELAP).

DATA USABILITY SUMMARY REPORT (DUSR)

Pilgrim Village Family
951 Ellicott St.
Buffalo, NY 14209
NYSDEC BCP # C915363

SDG: J195639-1
11 soil samples

Prepared for:

BE3 Corp.
960 Busti Avenue
Suite 150-B
Buffalo, NY 14213
Attention: Jake Tracy

March 2022

EDU *Environmental Data Usability 10028 Deer Park Dr. Dansville, NY 14437 585-991-9156*

Table of Contents

Page No.

REVIEWER'S NARRATIVE

1.0 SUMMARY 1

2.0 INTRODUCTION 1

3.0 SAMPLE AND ANALYSIS SUMMARY 2

4.0 GUIDANCE DOCUMENTS AND DATA REVIEW CRITERIA 2

5.0 DATA VALIDATION QUALIFIERS 3

6.0 RESULTS OF THE DATA REVIEW 4

7.0 TOTAL USABLE DATA 4

APPENDIX A Validated Analytical Results
APPENDIX B Laboratory QC Documentation
APPENDIX C Validator Qualifications

Tables

Table 4-1 Data Validation Guidance Documents
Table 4-2 Quality Control Criteria for Validating Laboratory Analytical Data

Summaries of Validated Results
Table 6-1 VOCs
Table 6-2 SVOCs
Table 6-3 Metals

REVIEWER'S NARRATIVE
BE3 SDG J195639-1: Pilgrim Village Family

The data associated with this Sample Delivery Group (SDG) J195639-1, analyzed by Eurofins Buffalo, Buffalo, NY have been reviewed in accordance with assessment criteria provided by the New York State Department of Environmental Conservation following the review procedures provided in the USEPA Functional Guidelines for evaluating organic and inorganic data.

All analytical results reported by the laboratory are considered valid and acceptable except results that have been qualified as rejected, “R”. Results qualified as estimated “J”, or as non-detects, “U”, are considered usable for the purpose of evaluating water and/or soil quality. However, these qualifiers indicate that the accuracy and/or precision of the analytical result is questionable. A summary of all data that have been qualified and the reasons for qualification are provided in the following data usability summary report (DUSR).

Two facts should be noted by all data users. First, the “R” qualifier means that the associated value is unusable. In other words, due to significant quality control (QC) problems, the analysis is invalid and provides no information as to whether the analyte is present or not. Values qualified with an “R” should not appear on the final data tables because they cannot be relied upon, even as the last resort. Second, no analyte concentration, even if it has passed all QC tests, is guaranteed to be accurate. Strict QC serves to increase confidence in data, but any value potentially contains error.

Reviewer's Signature: Michael K. Perry Date: 3/22/2022

Michael K. Perry
Chemist

1.0 SUMMARY

SITE:	Pilgrim Village Family 951 Ellicott St. Buffalo, NY 14209
SAMPLING DATE:	March 09, 2022
SAMPLE TYPE:	11 soil samples
LABORATORY:	Eurofins Buffalo Buffalo, NY
SDG No.:	J195639-1

2.0 INTRODUCTION

This data usability summary report (DUSR) was prepared in accordance with guidance provided by the New York State Department of Environmental Conservation (NYSDEC). The DUSR is based on a review and evaluation of the laboratory analytical data package. Specifically, the NYSDEC guidance recommends review and evaluation of the following elements of the data package:

- Completeness of the data package as defined under the requirements of the NYSDEC Analytical Services Protocols (ASP) Category B or the United States Environmental Protection Agency (USEPA) Contract Laboratory Program (CLP) deliverables,
- Compliance with established analyte holding times,
- Adherence to quality control (QC) limits and specifications for blanks, instrument tuning and calibration, surrogate recoveries, spike recoveries, laboratory duplicate analyses, and other QC criteria,
- Adherence to established analytical protocols,
- Conformance of data summary sheets with raw analytical data, and
- Use of correct data qualifiers.

Data deficiencies, analytical protocol deviations, and quality control problems identified using the review criteria above and their effect on the analytical results are discussed in this report.

3.0 SAMPLE AND ANALYSIS SUMMARY

The data package consists of analytical results for eleven soil samples collected on March 09, 2022. This sample was analyzed for Volatile Organic Compounds (VOCs), Semi-volatile Organic Compounds (SVOCs), and Metals.

All analyses were performed by Eurofins Buffalo, Buffalo, NY and analyzed as SDG J195639-1. The analytical results were provided in NYSDEC ASP Category B format, which includes all raw analytical data and laboratory QC data.

4.0 GUIDANCE DOCUMENTS AND DATA REVIEW CRITERIA

The guidance documents appropriate for reviewing laboratory quality control (QC) data and assigning data qualifiers (flags) to analytical results were selected from those listed in Table 4-1. The QC limits established in the documents applicable to this data review were used to assess the quality of the analytical results. In some cases, however, QC limits established internally by the laboratory were taken into account to determine data quality.

The QC criteria considered for assessing the usability of the reported analytical results provided for each analyte type (i.e. VOCs, SVOCs, metals, etc.) are listed in Table 4-2. These criteria may vary with the analytical method utilized by the laboratory. These criteria comply with the guidance recommended in Section 2.0 above.

5.0 DATA VALIDATION QUALIFIERS

The letter qualifiers (flags) used to define data usability are described briefly below. These letters are assigned by the data validator to analytical results having questionable accuracy and/or precision as determined by reviewing the laboratory QC data associated with the analytical results.

TABLE 4-1

Guidance Used For Validating Laboratory Analytical Data

Analyte Group	Guidance	Date
Metals (ICP-AES)	USEPA SOP HW-3a, Rev. 1	September 2016
Metals (Hg & CN)	USEPA SOP HW-3c, Rev. 1	September 2016
Volatile Organic Compounds (by Methods 8260B & 8260C)	USEPA SOP HW-24, Rev. 4	September 2014
Semi-Volatile Organic Compounds (by Method 8270D)	USEPA SOP HW-22 Rev. 5	December 2010
Pesticides (by Method 8181B)	USEPA SOP HW-44, Rev. 1.1	December 2010
Chlorinated Herbicides (by Method 8151A)	USEPA SOP HW-17, Rev. 3.1	December 2010
Polychlorinated Biphenyls (PCBs)	USEPA SOP HW-37A, Rev. 0	June 2015
Volatile Organic Compounds (Air) (by Method TO-15)	USEPA SOP HW-31, Rev. 6	September 2016
Per- and PolyFluoroAlkyl Substances (PFAS)	* NYSDEC	January 2021
General Chemistry Parameters	per NYSDEC ASP	July 2005

* Sampling, Analysis, and Assessment of Per- and Polyfluoroalkyl Substances (PFAS) Under NYSDEC's Part 375 Remedial Programs, Appendix I

TABLE 4-2

QUALITY CONTROL CRITERIA USED FOR VALIDATING LABORATORY ANALYTICAL DATA

VOCs	SVOCs	Pesticides/PCBs	Metals	Gen Chemistry	PFAS
Completeness of Pkg	Completeness of Pkg	Completeness of Pkg	Completeness of Pkg	Completeness of Pkg	Completeness of Pkg
Sample Preservation	Sample Preservation	Sample Preservation	Sample Preservation	Sample Preservation	Sample Preservation
Holding Time	Holding Time	Holding Time	Holding Time	Holding Times	Holding Time
System Monitoring Compounds	Surrogate Recoveries	Surrogate Recoveries	Initial/Continuing Calibration	Calibration	Instr Performance Check
Lab Control Sample	Lab Control Sample	Matrix Spikes	CRDL Standards	Lab Control Samples	Initial Calibration
Matrix Spikes	Matrix Spikes	Blanks	Blanks	Blanks	Continuing Calibration
Blanks	Blanks	Instrument Calibration & Verification	Interference Check Sample	Spike Recoveries	Blanks
Instrument Tuning	Instrument Tuning	Comparison of duplicate GC column results	Spike Recoveries	Lab Duplicates	Surrogates
Internal Standards	Internal Standards	Analyte ID	Lab Duplicate		Lab Fortified Blank
Initial Calibration	Initial Calibration	Lab Qualifiers	Lab Control Sample		Matrix Spikes
Continuing Calibration	Continuing Calibration	Field Duplicate	ICP Serial Dilutions		Internal Standards
Lab Qualifiers	Lab Qualifiers		Lab Qualifiers		
Field Duplicate	Field Duplicate		Field Duplicate		

Method TO-15 (Air)
Completeness of Pkg
Sample Preservation
Holding Time
Canister Certification
Instrument Tuning
Initial Calibration and Instrument Performance
Daily Calibration
Blanks
Lab Control Sample
Field Duplicate

The laboratory may also use various letters and symbols to flag analytical results generated when QC limits were exceeded. The meanings of these flags may differ from those used by the independent data validator. Those used by the laboratory are provided with the analytical results.

NOTE: The assignment of data qualifiers by the data reviewer (validator) to laboratory analytical results should not necessarily be interpreted by the data user as a measure of laboratory ability or proficiency. Rather, the qualifiers are intended to provide a measure of data accuracy and precision to the data user, which, for example, may provide a level of confidence in determining whether or not standards or cleanup objectives have been met.

U The analyte was analyzed for but was not detected at or above the sample quantitation limit.

J The analyte was positively identified; the associated numerical value is the *approximate* concentration of the analyte in the sample. (The magnitude of any ± value associated with the result is not determined by data validation).

J+ The result is an estimated quantity and may be biased high.

J- The result is an estimated quantity and may be biased low.

UJ The analyte was analyzed for but not detected. The reported quantitation limit is approximate and may inaccurate or imprecise.

R The sample result is rejected (i.e., is unusable) due to serious deficiencies in the ability to analyze the sample and meet quality control criteria. The presence or absence of the analyte cannot be verified.

NJ The analysis indicates the presence of an analyte that has been "tentatively identified" and the associated numerical value represents its approximate concentration.

The validated analytical results are attached to this report. Validation qualifiers (flags) are indicated in red print. Data sheets having qualified data are signed and dated by the data reviewer.

6.0 RESULTS OF THE DATA REVIEW

The results of the data review are summarized in Tables 6-1 through 6-3. The tables list the samples where QC criteria were found to exceed acceptable limits and the actions taken to qualify the associated analytical results.

7.0 TOTAL USABLE DATA

For SDG J195639-1, eleven samples were analyzed and results were reported for 1320 analytes. Even though some results were flagged with a "J" as estimated, all results (100 %) are considered usable. See the summary table for the analyses that have rejected/qualified and the corresponding QC reasons.

NOTE: 1) As noted by the laboratory, the soil samples were not collected following SW846 5035A protocol. This adds an element of uncertainty to the analytical results for volatile organic analytes (VOAs). Although not specifically indicated on the final data sheets with a "J" flag, the VOA analytical results should be considered estimated, but usable.

Table 6-1 8260 VOCs

SAMPLES AFFECTED	ANALYTES	ACTION	QC VIOLATION	COMMENTS
All samples	Tetrachloroethene	J detects	LCS > QC limit	Data are estimated
B-16	1,1,2,2-Tetrachloroethane 1,1,2-Trichloroethane Trichlorotrifluuoroethane DBCP 2-Butanone 4-Methyl-2-pentanone Acetone Chloroethane Methylene chloride	J detects UJ non-detects	MS/MSD < QC limit	Data are estimated
All samples	1,1,1-Trichloroethane Carbon tetrachloride Vinyl chloride	J detects UJ non-detects	CCV > QC limit	Data are estimated

Table 6-2 8270 SVOCs

SAMPLES AFFECTED	ANALYTES	ACTION	QC VIOLATION	COMMENTS
All samples	Atrazine	J detects	LCS > QC limit	Data are estimated
All samples	Benzyl butyl phthalate	CRQL-U	Detected in the method blank	All detects changed to non-detect
All samples	N-Nitroso-di-n-propylamine	J detects UJ non-detects	CCV > QC limit	Data are estimated

Table 6-3 Metals

SAMPLES AFFECTED	ANALYTES	ACTION	QC VIOLATION	COMMENTS
None			None	

ACRONYMS

BSP	Blank Spike
CCAL	Continuing Calibration
CCB	Continuing Calibration Blank
CCV	Continuing Calibration Verification
CRDL	Contract Required Detection Limit
CRQL	Contract Required Quantitation Limit
%D	Percent Difference
ICAL	Initial Calibration
ICB	Initial Calibration Blank
IS	Internal Standard
LCS	Laboratory Control Sample
MS/MSD	Matrix Spike/Matrix Spike Duplicate
QA	Quality Assurance
QC	Quality Control
%R	Percent recovery
RPD	Relative Percent Difference
RRF	Relative Response Factor
%RSD	Percent Relative Standard Deviation
TAL	Target Analyte List (metals)
TCL	Target Compound List (organics)

Appendix A

Validated Analytical Results

ANALYTICAL REPORT

Job Number: 480-195639-1

Job Description: Project #1 - Pilgrim Village Family

For:
Brydges Engineering in Environment & Energy DPC
960 Busti Ave
Suite B-150
Buffalo, NY 14213

Attention: Mr. Jake Tracy

Approved for release.
Rebecca M Jones
Project Management Assistant I
3/16/2022 4:23 PM

Designee for
John Beninati, Project Manager
10 Hazelwood Drive, Amherst, NY, 14228-2298
john.beninati@eurofinset.com
03/16/2022

The test results in this report meet all NELAP requirements for parameters for which accreditation is required or available. Any exceptions to the NELAP requirements are noted in this report. Pursuant to NELAP, this report may not be reproduced, except in full, without the written approval of the laboratory. This report is confidential and is intended for the sole use of Eurofins Environment Testing Northeast, LLC Buffalo and its client. All questions regarding this report should be directed to the Eurofins Environment Testing Northeast, LLC Buffalo Project Manager or designee who has signed this report.

The test results in this report relate only to the samples as received by the laboratory and will meet all requirements of the methodology, with any exceptions noted. This report shall not be reproduced except in full, without the express written approval of the laboratory. All questions should be directed to the Eurofins Environment Testing Northeast, LLC Project Manager.

This report has been electronically signed and authorized by the signatory. Electronic signature is intended to be the legally binding equivalent of a traditionally handwritten signature.

Eurofins Buffalo
10 Hazelwood Drive, Amherst, NY 14228-2298
Tel (716) 691-2600 Fax (716) 691-7991 www.EurofinsUS.com

Job Narrative
480-195639-1

Comments
No additional comments.

Receipt
The samples were received on 3/9/2022 3:45 PM. Unless otherwise noted below, the samples arrived in good condition, and where required, properly preserved and on ice. The temperature of the cooler at receipt was 16.3º C.

GC/MS VOA
Method 8260C: The continuing calibration verification (CCV) associated with batch 480-617489 recovered above the upper control limit for 1,1,1-Trichloroethane, Carbon tetrachloride and Vinyl chloride. The samples associated with this CCV were non-detects for the affected analytes; therefore, the data have been reported. The associated samples are impacted: B-56 (480-195639-1), B-57 (480-195639-2), B-58 (480-195639-3), B-59 (480-195639-4), B-27 (480-195639-5), B-60 (480-195639-6), B-61 (480-195639-7), B-62 (480-195639-8), B-63 (480-195639-9), B-36 (480-195639-10) and B-16 (480-195639-11).

Method 8260C: The laboratory control sample (LCS) for preparation batch 480-617488 and analytical batch 480-617489 recovered outside control limits for the following analyte: Tetrachloroethene. This analyte was biased high in the LCS and was not detected in the associated samples; therefore, the data have been reported. The associated samples are: B-56 (480-195639-1), B-57 (480-195639-2), B-58 (480-195639-3), B-59 (480-195639-4), B-27 (480-195639-5), B-60 (480-195639-6), B-61 (480-195639-7), B-62 (480-195639-8), B-63 (480-195639-9), B-36 (480-195639-10) and B-16 (480-195639-11).

No additional analytical or quality issues were noted, other than those described above or in the Definitions/Glossary page.

GC/MS Semi VOA
Method 8270D: The continuing calibration verification (CCV) associated with batch 480-617705 recovered above the upper control limit for N-Nitrosodi-n-propylamine. The samples associated with this CCV were non-detects for the affected analytes; therefore, the data have been reported. The associated samples are impacted: B-56 (480-195639-1), B-57 (480-195639-2), B-58 (480-195639-3), B-59 (480-195639-4), B-27 (480-195639-5), B-60 (480-195639-6), B-61 (480-195639-7), B-62 (480-195639-8), B-63 (480-195639-9), B-36 (480-195639-10) and B-16 (480-195639-11).

Method 8270D: The following sample was diluted due to color, appearance, and viscosity: B-27 (480-195639-5). Elevated reporting limits (RL) are provided.

Method 8270D: Six surrogates are used for this analysis. The laboratory's SOP allows one acid and one base of these surrogates to be outside acceptance criteria without performing re-extraction/re-analysis. The following sample contained an allowable number of surrogate compounds outside limits: B-60 (480-195639-6). These results have been reported and qualified.

Method 8270D: The laboratory control sample (LCS) for preparation batch 480-617525 and analytical batch 480-617705 recovered outside control limits for the following analytes: Atrazine. These analytes were biased high in the LCS and were not detected in the associated samples; therefore, the data have been reported.

No additional analytical or quality issues were noted, other than those described above or in the Definitions/Glossary page.

Metals
No analytical or quality issues were noted, other than those described in the Definitions/Glossary page.

Organic Prep
No analytical or quality issues were noted, other than those described in the Definitions/Glossary page.

Sample Summary

Client: Brydges Engineering in Environment & Energy DPC
Job ID: 480-195639-1
Project/Site: Project #1 - Pilgrim Village Family

Lab Sample ID	Client Sample ID	Matrix	Collected	Received
480-195639-1	B-56	Solid	03/09/22 11:00	03/09/22 15:45
480-195639-2	B-57	Solid	03/09/22 11:10	03/09/22 15:45
480-195639-3	B-58	Solid	03/09/22 11:20	03/09/22 15:45
480-195639-4	B-59	Solid	03/09/22 11:30	03/09/22 15:45
480-195639-5	B-27	Solid	03/09/22 10:30	03/09/22 15:45
480-195639-6	B-60	Solid	03/09/22 11:40	03/09/22 15:45
480-195639-7	B-61	Solid	03/09/22 11:50	03/09/22 15:45
480-195639-8	B-62	Solid	03/09/22 12:00	03/09/22 15:45
480-195639-9	B-63	Solid	03/09/22 12:10	03/09/22 15:45
480-195639-10	B-36	Solid	03/09/22 10:20	03/09/22 15:45
480-195639-11	B-16	Solid	03/09/22 10:10	03/09/22 15:45

Eurofins Buffalo
10 Hazelwood Drive
Amherst, NY 14228-2298
Phone: 716-691-2600 Fax: 716-691-7991

Chain of Custody Record

eurofins | Environment Testing America

Client Information	Sampler: LIBBY BRODERICK	Lab PM: Beninati, John	Carrier Tracking No(s):	COC No: 480-171541-37182.1
Client Contact: Mr. Jake Tracy	Phone: 716-545-2143	E-Mail: john.beninati@eurofinset.com	State of Origin:	Page: Page 1 of 2
Company: Brydges Engineering in Environment & Energy DPC	PWSID:			Job #:
Address: 960 Busti Ave Suite B-150	Due Date Requested: 3/16/22			
City: Buffalo	TAT Requested (days): 5 DAYS			
State, Zip: NY, 14213	Compliance Project: Δ Yes Δ No			
Phone: 716-249-6880(Tel)	PO #: Purchase Order not required			
Email: jtracy@be3corp.com	WO #:			
Project Name: Project #1 - Pilgrim Village Family	Project #: 48024826			
Site:	SSOW#:			

Analysis Requested

Preservation Codes:
A - HCL, B - NaOH, C - Zn Acetate, D - Nitric Acid, E - NaHSO4, F - MeOH, M - Hexane, N - None, O - AsNaO2, P - Na2O4S, Q - Na2SO3

480-195639 Chain of Custody

Sample Identification	Sample Date	Sample Time	Sample Type (C=Comp, G=grab)	Matrix (W=water, S=solid, O=waste/oil, BT=Tissue, A=Air)	Field Filtered Sample (Yes or No)	Perform MS/MSD (Yes or No)	[illegible]	8270D - TCL SVOCs	8260C - TCL VOCs (LL Bulk)	[illegible]	6010C AS/BA/Pb/ZN → 7471B	Total Number	Special Instructions/Note:
			Preservation Code:				N	N	N	N			
B-56	3/9/22	11:00	G	Solid			✓	✓	✓	✓	✓	3	
B-57	3/9/22	11:10	G	Solid			✓	✓	✓	✓	✓	3	
B-58	3/9/22	11:20	G	Solid			✓	✓	✓	✓	✓	3	
B-59	3/9/22	11:30	G	Solid			✓	✓	✓	✓	✓	3	
B-27	3/9/22	10:30	G	Solid			✓	✓	✓	✓	✓	3	
B-60	3/9/22	11:40	G	Solid			✓	✓	✓	✓	✓	3	
B-61	3/9/22	11:50	G	Solid			✓	✓	✓	✓	✓	3	
B-62	3/9/22	12:00	G	Solid			✓	✓	✓	✓	✓	3	
B-63	3/9/22	12:10	G	Solid			✓	✓	✓	✓	✓	3	
B-36	3/9/22	10:20	G	Solid			✓	✓	✓	✓	✓	3	
B-16	3/9/22	10:10	G	Solid			✓	✓	✓	✓	✓	3	

Possible Hazard Identification
☑ Non-Hazard ☐ Flammable ☐ Skin Irritant ☐ Poison B ☐ Unknown ☐ Radiological

Sample Disposal (A fee may be assessed if samples are retained longer than 1 month)
☐ Return To Client ☐ Disposal By Lab ☐ Archive For _____ Months

Deliverable Requested: I, II, III, IV, Other (specify) NYSDEC-CAT B w/ EDD

Special Instructions/QC Requirements:

Empty Kit Relinquished by:	Date:	Time:	Method of Shipment: DROP OFF		
Relinquished by: E Broderick	Date/Time: 3/9/22 3:45	Company: BE3	Received by: [signature]	Date/Time: 3/9/22 1545	Company: TA
Relinquished by:	Date/Time:	Company:	Received by:	Date/Time:	Company:
Relinquished by:	Date/Time:	Company:	Received by:	Date/Time:	Company:
Custody Seals Intact: Δ Yes Δ No	Custody Seal No.:		Cooler Temperature(s) °C and Other Remarks: 16.3 #1 No ICE		

Ver: 06/08/2021

Method 8260C

Volatile Organic Compounds (GC/MS) by Method 8260C

FORM I
GC/MS VOA ORGANICS ANALYSIS DATA SHEET

Lab Name: Eurofins Buffalo | Job No.: 480-195639-1
SDG No.:
Client Sample ID: B-56 | Lab Sample ID: 480-195639-1
Matrix: Solid | Lab File ID: M02630.D
Analysis Method: 8260C | Date Collected: 03/09/2022 11:00
Sample wt/vol: 5.01(g) | Date Analyzed: 03/10/2022 21:56
Soil Aliquot Vol: | Dilution Factor: 1
Soil Extract Vol.: | GC Column: ZB-624 (30) VOA ID: 0.25(mm)
% Moisture: 19.6 | Level: (low/med) Low
Analysis Batch No.: 617489 | Units: ug/Kg

CAS NO.	COMPOUND NAME	RESULT	Q	RL	MDL	
71-55-6	1,1,1-Trichloroethane	6.2	U vs	6.2	0.45	UJ
79-34-5	1,1,2,2-Tetrachloroethane	6.2	U vs	6.2	1.0	
76-13-1	1,1,2-Trichloro-1,2,2-trifluoroethane	6.2	U vs	6.2	1.4	
79-00-5	1,1,2-Trichloroethane	6.2	U vs	6.2	0.81	
75-34-3	1,1-Dichloroethane	6.2	U vs	6.2	0.76	
75-35-4	1,1-Dichloroethene	6.2	U vs	6.2	0.76	
120-82-1	1,2,4-Trichlorobenzene	6.2	U vs	6.2	0.38	
96-12-8	1,2-Dibromo-3-Chloropropane	6.2	U vs	6.2	3.1	
106-93-4	1,2-Dibromoethane	6.2	U vs	6.2	0.80	
95-50-1	1,2-Dichlorobenzene	6.2	U vs	6.2	0.49	
107-06-2	1,2-Dichloroethane	6.2	U vs	6.2	0.31	
78-87-5	1,2-Dichloropropane	6.2	U vs	6.2	3.1	
541-73-1	1,3-Dichlorobenzene	6.2	U vs	6.2	0.32	
106-46-7	1,4-Dichlorobenzene	6.2	U vs	6.2	0.87	
78-93-3	2-Butanone (MEK)	31	U vs	31	2.3	
591-78-6	2-Hexanone	31	U vs	31	3.1	
108-10-1	4-Methyl-2-pentanone (MIBK)	31	U vs	31	2.0	
67-64-1	Acetone	31	U vs	31	5.2	
71-43-2	Benzene	6.2	U vs	6.2	0.30	
75-27-4	Bromodichloromethane	6.2	U vs	6.2	0.83	
75-25-2	Bromoform	6.2	U vs	6.2	3.1	
74-83-9	Bromomethane	6.2	U vs	6.2	0.56	
75-15-0	Carbon disulfide	6.2	U vs	6.2	3.1	
56-23-5	Carbon tetrachloride	6.2	U vs	6.2	0.60	UJ
108-90-7	Chlorobenzene	6.2	U vs	6.2	0.82	
75-00-3	Chloroethane	6.2	U vs	6.2	1.4	
67-66-3	Chloroform	6.2	U vs	6.2	0.38	
74-87-3	Chloromethane	6.2	U vs	6.2	0.37	
156-59-2	cis-1,2-Dichloroethene	6.2	U vs	6.2	0.79	
10061-01-5	cis-1,3-Dichloropropene	6.2	U vs	6.2	0.89	
110-82-7	Cyclohexane	6.2	U vs	6.2	0.87	
124-48-1	Dibromochloromethane	6.2	U vs	6.2	0.79	
75-71-8	Dichlorodifluoromethane	6.2	U vs	6.2	0.51	
100-41-4	Ethylbenzene	6.2	U vs	6.2	0.43	
98-82-8	Isopropylbenzene	6.2	U vs	6.2	0.94	

FORM I
GC/MS VOA ORGANICS ANALYSIS DATA SHEET

Lab Name: Eurofins Buffalo | Job No.: 480-195639-1
SDG No.:
Client Sample ID: B-56 | Lab Sample ID: 480-195639-1
Matrix: Solid | Lab File ID: M02630.D
Analysis Method: 8260C | Date Collected: 03/09/2022 11:00
Sample wt/vol: 5.01(g) | Date Analyzed: 03/10/2022 21:56
Soil Aliquot Vol: | Dilution Factor: 1
Soil Extract Vol.: | GC Column: ZB-624 (30) VOA ID: 0.25(mm)
% Moisture: 19.6 | Level: (low/med) Low
Analysis Batch No.: 617489 | Units: ug/Kg

CAS NO.	COMPOUND NAME	RESULT	Q	RL	MDL	
79-20-9	Methyl acetate	31	U vs	31	3.7	
1634-04-4	Methyl tert-butyl ether	6.2	U vs	6.2	0.61	
108-87-2	Methylcyclohexane	6.2	U vs	6.2	0.94	
75-09-2	Methylene Chloride	6.2	U vs	6.2	2.9	
100-42-5	Styrene	6.2	U vs	6.2	0.31	
127-18-4	Tetrachloroethene	6.2	U *+ vs	6.2	0.83	
108-88-3	Toluene	6.2	U vs	6.2	0.47	
156-60-5	trans-1,2-Dichloroethene	6.2	U vs	6.2	0.64	
10061-02-6	trans-1,3-Dichloropropene	6.2	U vs	6.2	2.7	
79-01-6	Trichloroethene	6.2	U vs	6.2	1.4	
75-69-4	Trichlorofluoromethane	6.2	U vs	6.2	0.59	
75-01-4	Vinyl chloride	6.2	U vs	6.2	0.76	UJ
1330-20-7	Xylenes, Total	12	U vs	12	1.0	

CAS NO.	SURROGATE	%REC	Q	LIMITS
17060-07-0	1,2-Dichloroethane-d4 (Surr)	103		64-126
460-00-4	4-Bromofluorobenzene (Surr)	101		72-126
1868-53-7	Dibromofluoromethane (Surr)	95		60-140
2037-26-5	Toluene-d8 (Surr)	104		71-125

MKP 3/22/2022

FORM I
GC/MS VOA ORGANICS ANALYSIS DATA SHEET

Lab Name: Eurofins Buffalo | Job No.: 480-195639-1
SDG No.:
Client Sample ID: B-57 | Lab Sample ID: 480-195639-2
Matrix: Solid | Lab File ID: M02631.D
Analysis Method: 8260C | Date Collected: 03/09/2022 11:10
Sample wt/vol: 5.17(g) | Date Analyzed: 03/10/2022 22:20
Soil Aliquot Vol: | Dilution Factor: 1
Soil Extract Vol.: | GC Column: ZB-624 (30) VOA ID: 0.25(mm)
% Moisture: 24.0 | Level: (low/med) Low
Analysis Batch No.: 617489 | Units: ug/Kg

CAS NO.	COMPOUND NAME	RESULT	Q	RL	MDL	
71-55-6	1,1,1-Trichloroethane	6.4	U vs	6.4	0.46	UJ
79-34-5	1,1,2,2-Tetrachloroethane	6.4	U vs	6.4	1.0	
76-13-1	1,1,2-Trichloro-1,2,2-trifluoroethane	6.4	U vs	6.4	1.5	
79-00-5	1,1,2-Trichloroethane	6.4	U vs	6.4	0.83	
75-34-3	1,1-Dichloroethane	6.4	U vs	6.4	0.78	
75-35-4	1,1-Dichloroethene	6.4	U vs	6.4	0.78	
120-82-1	1,2,4-Trichlorobenzene	6.4	U vs	6.4	0.39	
96-12-8	1,2-Dibromo-3-Chloropropane	6.4	U vs	6.4	3.2	
106-93-4	1,2-Dibromoethane	6.4	U vs	6.4	0.82	
95-50-1	1,2-Dichlorobenzene	6.4	U vs	6.4	0.50	
107-06-2	1,2-Dichloroethane	6.4	U vs	6.4	0.32	
78-87-5	1,2-Dichloropropane	6.4	U vs	6.4	3.2	
541-73-1	1,3-Dichlorobenzene	6.4	U vs	6.4	0.33	
106-46-7	1,4-Dichlorobenzene	6.4	U vs	6.4	0.89	
78-93-3	2-Butanone (MEK)	32	U vs	32	2.3	
591-78-6	2-Hexanone	32	U vs	32	3.2	
108-10-1	4-Methyl-2-pentanone (MIBK)	32	U vs	32	2.1	
67-64-1	Acetone	32	U vs	32	5.4	
71-43-2	Benzene	6.4	U vs	6.4	0.31	
75-27-4	Bromodichloromethane	6.4	U vs	6.4	0.85	
75-25-2	Bromoform	6.4	U vs	6.4	3.2	
74-83-9	Bromomethane	6.4	U vs	6.4	0.57	
75-15-0	Carbon disulfide	6.4	U vs	6.4	3.2	
56-23-5	Carbon tetrachloride	6.4	U vs	6.4	0.62	UJ
108-90-7	Chlorobenzene	6.4	U vs	6.4	0.84	
75-00-3	Chloroethane	6.4	U vs	6.4	1.4	
67-66-3	Chloroform	0.44	J vs	6.4	0.39	
74-87-3	Chloromethane	6.4	U vs	6.4	0.38	
156-59-2	cis-1,2-Dichloroethene	6.4	U vs	6.4	0.81	
10061-01-5	cis-1,3-Dichloropropene	6.4	U vs	6.4	0.92	
110-82-7	Cyclohexane	6.4	U vs	6.4	0.89	
124-48-1	Dibromochloromethane	6.4	U vs	6.4	0.81	
75-71-8	Dichlorodifluoromethane	6.4	U vs	6.4	0.53	
100-41-4	Ethylbenzene	6.4	U vs	6.4	0.44	
98-82-8	Isopropylbenzene	6.4	U vs	6.4	0.96	

FORM I
GC/MS VOA ORGANICS ANALYSIS DATA SHEET

Lab Name: Eurofins Buffalo | Job No.: 480-195639-1

SDG No.:

Client Sample ID: B-57 | Lab Sample ID: 480-195639-2

Matrix: Solid | Lab File ID: M02631.D

Analysis Method: 8260C | Date Collected: 03/09/2022 11:10

Sample wt/vol: 5.17(g) | Date Analyzed: 03/10/2022 22:20

Soil Aliquot Vol: | Dilution Factor: 1

Soil Extract Vol.: | GC Column: ZB-624 (30) VOA ID: 0.25(mm)

% Moisture: 24.0 | Level: (low/med) Low

Analysis Batch No.: 617489 | Units: ug/Kg

CAS NO.	COMPOUND NAME	RESULT	Q	RL	MDL	
79-20-9	Methyl acetate	32	U vs	32	3.8	
1634-04-4	Methyl tert-butyl ether	6.4	U vs	6.4	0.63	
108-87-2	Methylcyclohexane	6.4	U vs	6.4	0.97	
75-09-2	Methylene Chloride	6.4	U vs	6.4	2.9	
100-42-5	Styrene	6.4	U vs	6.4	0.32	
127-18-4	Tetrachloroethene	6.4	U *+ vs	6.4	0.85	
108-88-3	Toluene	6.4	U vs	6.4	0.48	
156-60-5	trans-1,2-Dichloroethene	6.4	U vs	6.4	0.66	
10061-02-6	trans-1,3-Dichloropropene	6.4	U vs	6.4	2.8	
79-01-6	Trichloroethene	6.4	U vs	6.4	1.4	
75-69-4	Trichlorofluoromethane	6.4	U vs	6.4	0.60	
75-01-4	Vinyl chloride	6.4	U vs	6.4	0.78	UJ
1330-20-7	Xylenes, Total	13	U vs	13	1.1	

CAS NO.	SURROGATE	%REC	Q	LIMITS
17060-07-0	1,2-Dichloroethane-d4 (Surr)	107		64-126
460-00-4	4-Bromofluorobenzene (Surr)	91		72-126
1868-53-7	Dibromofluoromethane (Surr)	106		60-140
2037-26-5	Toluene-d8 (Surr)	96		71-125

MKP 3/22/2022

FORM I
GC/MS VOA ORGANICS ANALYSIS DATA SHEET

Lab Name: Eurofins Buffalo | Job No.: 480-195639-1
SDG No.:
Client Sample ID: B-58 | Lab Sample ID: 480-195639-3
Matrix: Solid | Lab File ID: M02632.D
Analysis Method: 8260C | Date Collected: 03/09/2022 11:20
Sample wt/vol: 5.01(g) | Date Analyzed: 03/10/2022 22:44
Soil Aliquot Vol: | Dilution Factor: 1
Soil Extract Vol.: | GC Column: ZB-624 (30) VOA ID: 0.25(mm)
% Moisture: 15.9 | Level: (low/med) Low
Analysis Batch No.: 617489 | Units: ug/Kg

CAS NO.	COMPOUND NAME	RESULT	Q	RL	MDL	
71-55-6	1,1,1-Trichloroethane	5.9	U vs	5.9	0.43	UJ
79-34-5	1,1,2,2-Tetrachloroethane	5.9	U vs	5.9	0.96	
76-13-1	1,1,2-Trichloro-1,2,2-trifluoroethane	5.9	U vs	5.9	1.4	
79-00-5	1,1,2-Trichloroethane	5.9	U vs	5.9	0.77	
75-34-3	1,1-Dichloroethane	5.9	U vs	5.9	0.72	
75-35-4	1,1-Dichloroethene	5.9	U vs	5.9	0.73	
120-82-1	1,2,4-Trichlorobenzene	5.9	U vs	5.9	0.36	
96-12-8	1,2-Dibromo-3-Chloropropane	5.9	U vs	5.9	3.0	
106-93-4	1,2-Dibromoethane	5.9	U vs	5.9	0.76	
95-50-1	1,2-Dichlorobenzene	5.9	U vs	5.9	0.46	
107-06-2	1,2-Dichloroethane	5.9	U vs	5.9	0.30	
78-87-5	1,2-Dichloropropane	5.9	U vs	5.9	3.0	
541-73-1	1,3-Dichlorobenzene	5.9	U vs	5.9	0.30	
106-46-7	1,4-Dichlorobenzene	5.9	U vs	5.9	0.83	
78-93-3	2-Butanone (MEK)	30	U vs	30	2.2	
591-78-6	2-Hexanone	30	U vs	30	3.0	
108-10-1	4-Methyl-2-pentanone (MIBK)	30	U vs	30	1.9	
67-64-1	Acetone	5.0	J vs	30	5.0	
71-43-2	Benzene	5.9	U vs	5.9	0.29	
75-27-4	Bromodichloromethane	5.9	U vs	5.9	0.80	
75-25-2	Bromoform	5.9	U vs	5.9	3.0	
74-83-9	Bromomethane	5.9	U vs	5.9	0.53	
75-15-0	Carbon disulfide	5.9	U vs	5.9	3.0	
56-23-5	Carbon tetrachloride	5.9	U vs	5.9	0.57	UJ
108-90-7	Chlorobenzene	5.9	U vs	5.9	0.78	
75-00-3	Chloroethane	5.9	U vs	5.9	1.3	
67-66-3	Chloroform	5.9	U vs	5.9	0.37	
74-87-3	Chloromethane	5.9	U vs	5.9	0.36	
156-59-2	cis-1,2-Dichloroethene	5.9	U vs	5.9	0.76	
10061-01-5	cis-1,3-Dichloropropene	5.9	U vs	5.9	0.85	
110-82-7	Cyclohexane	5.9	U vs	5.9	0.83	
124-48-1	Dibromochloromethane	5.9	U vs	5.9	0.76	
75-71-8	Dichlorodifluoromethane	5.9	U vs	5.9	0.49	
100-41-4	Ethylbenzene	5.9	U vs	5.9	0.41	
98-82-8	Isopropylbenzene	5.9	U vs	5.9	0.89	

FORM I
GC/MS VOA ORGANICS ANALYSIS DATA SHEET

Lab Name: Eurofins Buffalo | Job No.: 480-195639-1
SDG No.:
Client Sample ID: B-58 | Lab Sample ID: 480-195639-3
Matrix: Solid | Lab File ID: M02632.D
Analysis Method: 8260C | Date Collected: 03/09/2022 11:20
Sample wt/vol: 5.01(g) | Date Analyzed: 03/10/2022 22:44
Soil Aliquot Vol: | Dilution Factor: 1
Soil Extract Vol.: | GC Column: ZB-624 (30) VOA ID: 0.25(mm)
% Moisture: 15.9 | Level: (low/med) Low
Analysis Batch No.: 617489 | Units: ug/Kg

CAS NO.	COMPOUND NAME	RESULT	Q	RL	MDL	
79-20-9	Methyl acetate	30	U vs	30	3.6	
1634-04-4	Methyl tert-butyl ether	5.9	U vs	5.9	0.58	
108-87-2	Methylcyclohexane	5.9	U vs	5.9	0.90	
75-09-2	Methylene Chloride	5.9	U vs	5.9	2.7	
100-42-5	Styrene	5.9	U vs	5.9	0.30	
127-18-4	Tetrachloroethene	5.9	U *+ vs	5.9	0.80	
108-88-3	Toluene	5.9	U vs	5.9	0.45	
156-60-5	trans-1,2-Dichloroethene	5.9	U vs	5.9	0.61	
10061-02-6	trans-1,3-Dichloropropene	5.9	U vs	5.9	2.6	
79-01-6	Trichloroethene	5.9	U vs	5.9	1.3	
75-69-4	Trichlorofluoromethane	5.9	U vs	5.9	0.56	
75-01-4	Vinyl chloride	5.9	U vs	5.9	0.72	UJ
1330-20-7	Xylenes, Total	12	U vs	12	1.0	

CAS NO.	SURROGATE	%REC	Q	LIMITS
17060-07-0	1,2-Dichloroethane-d4 (Surr)	95		64-126
460-00-4	4-Bromofluorobenzene (Surr)	109		72-126
1868-53-7	Dibromofluoromethane (Surr)	100		60-140
2037-26-5	Toluene-d8 (Surr)	98		71-125

MKP 3/22/2022

FORM I
GC/MS VOA ORGANICS ANALYSIS DATA SHEET

Lab Name: Eurofins Buffalo | Job No.: 480-195639-1
SDG No.:
Client Sample ID: B-59 | Lab Sample ID: 480-195639-4
Matrix: Solid | Lab File ID: M02633.D
Analysis Method: 8260C | Date Collected: 03/09/2022 11:30
Sample wt/vol: 5.16(g) | Date Analyzed: 03/10/2022 23:08
Soil Aliquot Vol: | Dilution Factor: 1
Soil Extract Vol.: | GC Column: ZB-624 (30) VOA ID: 0.25(mm)
% Moisture: 20.0 | Level: (low/med) Low
Analysis Batch No.: 617489 | Units: ug/Kg

CAS NO.	COMPOUND NAME	RESULT	Q	RL	MDL	
71-55-6	1,1,1-Trichloroethane	6.1	U vs	6.1	0.44	UJ
79-34-5	1,1,2,2-Tetrachloroethane	6.1	U vs	6.1	0.98	
76-13-1	1,1,2-Trichloro-1,2,2-trifluoroethane	6.1	U vs	6.1	1.4	
79-00-5	1,1,2-Trichloroethane	6.1	U vs	6.1	0.79	
75-34-3	1,1-Dichloroethane	6.1	U vs	6.1	0.74	
75-35-4	1,1-Dichloroethene	6.1	U vs	6.1	0.74	
120-82-1	1,2,4-Trichlorobenzene	6.1	U vs	6.1	0.37	
96-12-8	1,2-Dibromo-3-Chloropropane	6.1	U vs	6.1	3.0	
106-93-4	1,2-Dibromoethane	6.1	U vs	6.1	0.78	
95-50-1	1,2-Dichlorobenzene	6.1	U vs	6.1	0.47	
107-06-2	1,2-Dichloroethane	6.1	U vs	6.1	0.30	
78-87-5	1,2-Dichloropropane	6.1	U vs	6.1	3.0	
541-73-1	1,3-Dichlorobenzene	6.1	U vs	6.1	0.31	
106-46-7	1,4-Dichlorobenzene	6.1	U vs	6.1	0.85	
78-93-3	2-Butanone (MEK)	30	U vs	30	2.2	
591-78-6	2-Hexanone	30	U vs	30	3.0	
108-10-1	4-Methyl-2-pentanone (MIBK)	30	U vs	30	2.0	
67-64-1	Acetone	5.5	J vs	30	5.1	
71-43-2	Benzene	6.1	U vs	6.1	0.30	
75-27-4	Bromodichloromethane	6.1	U vs	6.1	0.81	
75-25-2	Bromoform	6.1	U vs	6.1	3.0	
74-83-9	Bromomethane	6.1	U vs	6.1	0.55	
75-15-0	Carbon disulfide	6.1	U vs	6.1	3.0	
56-23-5	Carbon tetrachloride	6.1	U vs	6.1	0.59	UJ
108-90-7	Chlorobenzene	6.1	U vs	6.1	0.80	
75-00-3	Chloroethane	6.1	U vs	6.1	1.4	
67-66-3	Chloroform	6.1	U vs	6.1	0.37	
74-87-3	Chloromethane	6.1	U vs	6.1	0.37	
156-59-2	cis-1,2-Dichloroethene	6.1	U vs	6.1	0.78	
10061-01-5	cis-1,3-Dichloropropene	6.1	U vs	6.1	0.87	
110-82-7	Cyclohexane	6.1	U vs	6.1	0.85	
124-48-1	Dibromochloromethane	6.1	U vs	6.1	0.78	
75-71-8	Dichlorodifluoromethane	6.1	U vs	6.1	0.50	
100-41-4	Ethylbenzene	6.1	U vs	6.1	0.42	
98-82-8	Isopropylbenzene	6.1	U vs	6.1	0.91	

FORM I
GC/MS VOA ORGANICS ANALYSIS DATA SHEET

Lab Name: Eurofins Buffalo | Job No.: 480-195639-1
SDG No.:
Client Sample ID: B-59 | Lab Sample ID: 480-195639-4
Matrix: Solid | Lab File ID: M02633.D
Analysis Method: 8260C | Date Collected: 03/09/2022 11:30
Sample wt/vol: 5.16(g) | Date Analyzed: 03/10/2022 23:08
Soil Aliquot Vol: | Dilution Factor: 1
Soil Extract Vol.: | GC Column: ZB-624 (30) VOA ID: 0.25(mm)
% Moisture: 20.0 | Level: (low/med) Low
Analysis Batch No.: 617489 | Units: ug/Kg

CAS NO.	COMPOUND NAME	RESULT	Q	RL	MDL	
79-20-9	Methyl acetate	30	U vs	30	3.7	
1634-04-4	Methyl tert-butyl ether	6.1	U vs	6.1	0.59	
108-87-2	Methylcyclohexane	6.1	U vs	6.1	0.92	
75-09-2	Methylene Chloride	6.1	U vs	6.1	2.8	
100-42-5	Styrene	6.1	U vs	6.1	0.30	
127-18-4	Tetrachloroethene	6.1	U *+ vs	6.1	0.81	
108-88-3	Toluene	6.1	U vs	6.1	0.46	
156-60-5	trans-1,2-Dichloroethene	6.1	U vs	6.1	0.63	
10061-02-6	trans-1,3-Dichloropropene	6.1	U vs	6.1	2.7	
79-01-6	Trichloroethene	6.1	U vs	6.1	1.3	
75-69-4	Trichlorofluoromethane	6.1	U vs	6.1	0.57	
75-01-4	Vinyl chloride	6.1	U vs	6.1	0.74	UJ
1330-20-7	Xylenes, Total	12	U vs	12	1.0	

CAS NO.	SURROGATE	%REC	Q	LIMITS
17060-07-0	1,2-Dichloroethane-d4 (Surr)	112		64-126
460-00-4	4-Bromofluorobenzene (Surr)	102		72-126
1868-53-7	Dibromofluoromethane (Surr)	107		60-140
2037-26-5	Toluene-d8 (Surr)	99		71-125

MKP 3/22/2022

FORM I
GC/MS VOA ORGANICS ANALYSIS DATA SHEET

Lab Name: Eurofins Buffalo | Job No.: 480-195639-1
SDG No.:
Client Sample ID: B-27 | Lab Sample ID: 480-195639-5
Matrix: Solid | Lab File ID: M02634.D
Analysis Method: 8260C | Date Collected: 03/09/2022 10:30
Sample wt/vol: 5.04(g) | Date Analyzed: 03/10/2022 23:32
Soil Aliquot Vol: | Dilution Factor: 1
Soil Extract Vol.: | GC Column: ZB-624 (30) VOA ID: 0.25(mm)
% Moisture: 14.9 | Level: (low/med) Low
Analysis Batch No.: 617489 | Units: ug/Kg

CAS NO.	COMPOUND NAME	RESULT	Q	RL	MDL	
71-55-6	1,1,1-Trichloroethane	5.8	U vs	5.8	0.42	UJ
79-34-5	1,1,2,2-Tetrachloroethane	5.8	U vs	5.8	0.94	
76-13-1	1,1,2-Trichloro-1,2,2-trifluoroethane	5.8	U vs	5.8	1.3	
79-00-5	1,1,2-Trichloroethane	5.8	U vs	5.8	0.76	
75-34-3	1,1-Dichloroethane	5.8	U vs	5.8	0.71	
75-35-4	1,1-Dichloroethene	5.8	U vs	5.8	0.71	
120-82-1	1,2,4-Trichlorobenzene	5.8	U vs	5.8	0.35	
96-12-8	1,2-Dibromo-3-Chloropropane	5.8	U vs	5.8	2.9	
106-93-4	1,2-Dibromoethane	5.8	U vs	5.8	0.75	
95-50-1	1,2-Dichlorobenzene	5.8	U vs	5.8	0.46	
107-06-2	1,2-Dichloroethane	5.8	U vs	5.8	0.29	
78-87-5	1,2-Dichloropropane	5.8	U vs	5.8	2.9	
541-73-1	1,3-Dichlorobenzene	5.8	U vs	5.8	0.30	
106-46-7	1,4-Dichlorobenzene	5.8	U vs	5.8	0.82	
78-93-3	2-Butanone (MEK)	29	U vs	29	2.1	
591-78-6	2-Hexanone	29	U vs	29	2.9	
108-10-1	4-Methyl-2-pentanone (MIBK)	29	U vs	29	1.9	
67-64-1	Acetone	29	U vs	29	4.9	
71-43-2	Benzene	5.8	U vs	5.8	0.29	
75-27-4	Bromodichloromethane	5.8	U vs	5.8	0.78	
75-25-2	Bromoform	5.8	U vs	5.8	2.9	
74-83-9	Bromomethane	5.8	U vs	5.8	0.52	
75-15-0	Carbon disulfide	5.8	U vs	5.8	2.9	
56-23-5	Carbon tetrachloride	5.8	U vs	5.8	0.56	UJ
108-90-7	Chlorobenzene	5.8	U vs	5.8	0.77	
75-00-3	Chloroethane	5.8	U vs	5.8	1.3	
67-66-3	Chloroform	5.8	U vs	5.8	0.36	
74-87-3	Chloromethane	5.8	U vs	5.8	0.35	
156-59-2	cis-1,2-Dichloroethene	5.8	U vs	5.8	0.75	
10061-01-5	cis-1,3-Dichloropropene	5.8	U vs	5.8	0.84	
110-82-7	Cyclohexane	5.8	U vs	5.8	0.82	
124-48-1	Dibromochloromethane	5.8	U vs	5.8	0.75	
75-71-8	Dichlorodifluoromethane	5.8	U vs	5.8	0.48	
100-41-4	Ethylbenzene	5.8	U vs	5.8	0.40	
98-82-8	Isopropylbenzene	5.8	U vs	5.8	0.88	

MKP 3/22/2022

FORM I
GC/MS VOA ORGANICS ANALYSIS DATA SHEET

Lab Name: Eurofins Buffalo | Job No.: 480-195639-1
SDG No.:
Client Sample ID: B-27 | Lab Sample ID: 480-195639-5
Matrix: Solid | Lab File ID: M02634.D
Analysis Method: 8260C | Date Collected: 03/09/2022 10:30
Sample wt/vol: 5.04(g) | Date Analyzed: 03/10/2022 23:32
Soil Aliquot Vol: | Dilution Factor: 1
Soil Extract Vol.: | GC Column: ZB-624 (30) VOA ID: 0.25(mm)
% Moisture: 14.9 | Level: (low/med) Low
Analysis Batch No.: 617489 | Units: ug/Kg

CAS NO.	COMPOUND NAME	RESULT	Q	RL	MDL	
79-20-9	Methyl acetate	29	U vs	29	3.5	
1634-04-4	Methyl tert-butyl ether	5.8	U vs	5.8	0.57	
108-87-2	Methylcyclohexane	5.8	U vs	5.8	0.89	
75-09-2	Methylene Chloride	5.8	U vs	5.8	2.7	
100-42-5	Styrene	5.8	U vs	5.8	0.29	
127-18-4	Tetrachloroethene	5.8	U *+ vs	5.8	0.78	
108-88-3	Toluene	5.8	U vs	5.8	0.44	
156-60-5	trans-1,2-Dichloroethene	5.8	U vs	5.8	0.60	
10061-02-6	trans-1,3-Dichloropropene	5.8	U vs	5.8	2.6	
79-01-6	Trichloroethene	5.8	U vs	5.8	1.3	
75-69-4	Trichlorofluoromethane	5.8	U vs	5.8	0.55	
75-01-4	Vinyl chloride	5.8	U vs	5.8	0.71	UJ
1330-20-7	Xylenes, Total	12	U vs	12	0.98	

CAS NO.	SURROGATE	%REC	Q	LIMITS
17060-07-0	1,2-Dichloroethane-d4 (Surr)	100		64-126
460-00-4	4-Bromofluorobenzene (Surr)	105		72-126
1868-53-7	Dibromofluoromethane (Surr)	100		60-140
2037-26-5	Toluene-d8 (Surr)	98		71-125

MKP 3/22/2022

FORM I
GC/MS VOA ORGANICS ANALYSIS DATA SHEET

Lab Name: Eurofins Buffalo | Job No.: 480-195639-1
SDG No.:
Client Sample ID: B-60 | Lab Sample ID: 480-195639-6
Matrix: Solid | Lab File ID: M02635.D
Analysis Method: 8260C | Date Collected: 03/09/2022 11:40
Sample wt/vol: 5.05(g) | Date Analyzed: 03/10/2022 23:57
Soil Aliquot Vol: | Dilution Factor: 1
Soil Extract Vol.: | GC Column: ZB-624 (30) VOA ID: 0.25(mm)
% Moisture: 22.4 | Level: (low/med) Low
Analysis Batch No.: 617489 | Units: ug/Kg

CAS NO.	COMPOUND NAME	RESULT	Q	RL	MDL	
71-55-6	1,1,1-Trichloroethane	6.4	U vs	6.4	0.46	UJ
79-34-5	1,1,2,2-Tetrachloroethane	6.4	U vs	6.4	1.0	
76-13-1	1,1,2-Trichloro-1,2,2-trifluoroethane	6.4	U vs	6.4	1.5	
79-00-5	1,1,2-Trichloroethane	6.4	U vs	6.4	0.83	
75-34-3	1,1-Dichloroethane	6.4	U vs	6.4	0.78	
75-35-4	1,1-Dichloroethene	6.4	U vs	6.4	0.78	
120-82-1	1,2,4-Trichlorobenzene	6.4	U vs	6.4	0.39	
96-12-8	1,2-Dibromo-3-Chloropropane	6.4	U vs	6.4	3.2	
106-93-4	1,2-Dibromoethane	6.4	U vs	6.4	0.82	
95-50-1	1,2-Dichlorobenzene	6.4	U vs	6.4	0.50	
107-06-2	1,2-Dichloroethane	6.4	U vs	6.4	0.32	
78-87-5	1,2-Dichloropropane	6.4	U vs	6.4	3.2	
541-73-1	1,3-Dichlorobenzene	6.4	U vs	6.4	0.33	
106-46-7	1,4-Dichlorobenzene	6.4	U vs	6.4	0.89	
78-93-3	2-Butanone (MEK)	32	U vs	32	2.3	
591-78-6	2-Hexanone	32	U vs	32	3.2	
108-10-1	4-Methyl-2-pentanone (MIBK)	32	U vs	32	2.1	
67-64-1	Acetone	32	U vs	32	5.4	
71-43-2	Benzene	6.4	U vs	6.4	0.31	
75-27-4	Bromodichloromethane	6.4	U vs	6.4	0.86	
75-25-2	Bromoform	6.4	U vs	6.4	3.2	
74-83-9	Bromomethane	6.4	U vs	6.4	0.57	
75-15-0	Carbon disulfide	6.4	U vs	6.4	3.2	
56-23-5	Carbon tetrachloride	6.4	U vs	6.4	0.62	UJ
108-90-7	Chlorobenzene	6.4	U vs	6.4	0.84	
75-00-3	Chloroethane	6.4	U vs	6.4	1.4	
67-66-3	Chloroform	6.4	U vs	6.4	0.39	
74-87-3	Chloromethane	6.4	U vs	6.4	0.39	
156-59-2	cis-1,2-Dichloroethene	6.4	U vs	6.4	0.82	
10061-01-5	cis-1,3-Dichloropropene	6.4	U vs	6.4	0.92	
110-82-7	Cyclohexane	6.4	U vs	6.4	0.89	
124-48-1	Dibromochloromethane	6.4	U vs	6.4	0.82	
75-71-8	Dichlorodifluoromethane	6.4	U vs	6.4	0.53	
100-41-4	Ethylbenzene	6.4	U vs	6.4	0.44	
98-82-8	Isopropylbenzene	6.4	U vs	6.4	0.96	

FORM I
GC/MS VOA ORGANICS ANALYSIS DATA SHEET

Lab Name: Eurofins Buffalo | Job No.: 480-195639-1
SDG No.:
Client Sample ID: B-60 | Lab Sample ID: 480-195639-6
Matrix: Solid | Lab File ID: M02635.D
Analysis Method: 8260C | Date Collected: 03/09/2022 11:40
Sample wt/vol: 5.05(g) | Date Analyzed: 03/10/2022 23:57
Soil Aliquot Vol: | Dilution Factor: 1
Soil Extract Vol.: | GC Column: ZB-624 (30) VOA ID: 0.25(mm)
% Moisture: 22.4 | Level: (low/med) Low
Analysis Batch No.: 617489 | Units: ug/Kg

CAS NO.	COMPOUND NAME	RESULT	Q	RL	MDL	
79-20-9	Methyl acetate	32	U vs	32	3.9	
1634-04-4	Methyl tert-butyl ether	6.4	U vs	6.4	0.63	
108-87-2	Methylcyclohexane	6.4	U vs	6.4	0.97	
75-09-2	Methylene Chloride	6.4	U vs	6.4	2.9	
100-42-5	Styrene	6.4	U vs	6.4	0.32	
127-18-4	Tetrachloroethene	6.4	U *+ vs	6.4	0.86	
108-88-3	Toluene	6.4	U vs	6.4	0.48	
156-60-5	trans-1,2-Dichloroethene	6.4	U vs	6.4	0.66	
10061-02-6	trans-1,3-Dichloropropene	6.4	U vs	6.4	2.8	
79-01-6	Trichloroethene	6.4	U vs	6.4	1.4	
75-69-4	Trichlorofluoromethane	6.4	U vs	6.4	0.60	
75-01-4	Vinyl chloride	6.4	U vs	6.4	0.78	UJ
1330-20-7	Xylenes, Total	13	U vs	13	1.1	

CAS NO.	SURROGATE	%REC	Q	LIMITS
17060-07-0	1,2-Dichloroethane-d4 (Surr)	102		64-126
460-00-4	4-Bromofluorobenzene (Surr)	98		72-126
1868-53-7	Dibromofluoromethane (Surr)	99		60-140
2037-26-5	Toluene-d8 (Surr)	98		71-125

MKP 3/22/2022

FORM I
GC/MS VOA ORGANICS ANALYSIS DATA SHEET

Lab Name: Eurofins Buffalo | Job No.: 480-195639-1
SDG No.:
Client Sample ID: B-61 | Lab Sample ID: 480-195639-7
Matrix: Solid | Lab File ID: M02636.D
Analysis Method: 8260C | Date Collected: 03/09/2022 11:50
Sample wt/vol: 5.08(g) | Date Analyzed: 03/11/2022 00:21
Soil Aliquot Vol: | Dilution Factor: 1
Soil Extract Vol.: | GC Column: ZB-624 (30) VOA ID: 0.25(mm)
% Moisture: 19.2 | Level: (low/med) Low
Analysis Batch No.: 617489 | Units: ug/Kg

CAS NO.	COMPOUND NAME	RESULT	Q	RL	MDL	
71-55-6	1,1,1-Trichloroethane	6.1	U vs	6.1	0.44	UJ
79-34-5	1,1,2,2-Tetrachloroethane	6.1	U vs	6.1	0.99	
76-13-1	1,1,2-Trichloro-1,2,2-trifluoroethane	6.1	U vs	6.1	1.4	
79-00-5	1,1,2-Trichloroethane	6.1	U vs	6.1	0.79	
75-34-3	1,1-Dichloroethane	6.1	U vs	6.1	0.74	
75-35-4	1,1-Dichloroethene	6.1	U vs	6.1	0.75	
120-82-1	1,2,4-Trichlorobenzene	6.1	U vs	6.1	0.37	
96-12-8	1,2-Dibromo-3-Chloropropane	6.1	U vs	6.1	3.0	
106-93-4	1,2-Dibromoethane	6.1	U vs	6.1	0.78	
95-50-1	1,2-Dichlorobenzene	6.1	U vs	6.1	0.48	
107-06-2	1,2-Dichloroethane	6.1	U vs	6.1	0.31	
78-87-5	1,2-Dichloropropane	6.1	U vs	6.1	3.0	
541-73-1	1,3-Dichlorobenzene	6.1	U vs	6.1	0.31	
106-46-7	1,4-Dichlorobenzene	6.1	U vs	6.1	0.85	
78-93-3	2-Butanone (MEK)	30	U vs	30	2.2	
591-78-6	2-Hexanone	30	U vs	30	3.0	
108-10-1	4-Methyl-2-pentanone (MIBK)	30	U vs	30	2.0	
67-64-1	Acetone	30	U vs	30	5.1	
71-43-2	Benzene	6.1	U vs	6.1	0.30	
75-27-4	Bromodichloromethane	6.1	U vs	6.1	0.82	
75-25-2	Bromoform	6.1	U vs	6.1	3.0	
74-83-9	Bromomethane	6.1	U vs	6.1	0.55	
75-15-0	Carbon disulfide	6.1	U vs	6.1	3.0	
56-23-5	Carbon tetrachloride	6.1	U vs	6.1	0.59	UJ
108-90-7	Chlorobenzene	6.1	U vs	6.1	0.80	
75-00-3	Chloroethane	6.1	U vs	6.1	1.4	
67-66-3	Chloroform	6.1	U vs	6.1	0.38	
74-87-3	Chloromethane	6.1	U vs	6.1	0.37	
156-59-2	cis-1,2-Dichloroethene	6.1	U vs	6.1	0.78	
10061-01-5	cis-1,3-Dichloropropene	6.1	U vs	6.1	0.88	
110-82-7	Cyclohexane	6.1	U vs	6.1	0.85	
124-48-1	Dibromochloromethane	6.1	U vs	6.1	0.78	
75-71-8	Dichlorodifluoromethane	6.1	U vs	6.1	0.50	
100-41-4	Ethylbenzene	6.1	U vs	6.1	0.42	
98-82-8	Isopropylbenzene	6.1	U vs	6.1	0.92	

FORM I
GC/MS VOA ORGANICS ANALYSIS DATA SHEET

Lab Name: Eurofins Buffalo | Job No.: 480-195639-1
SDG No.:
Client Sample ID: B-61 | Lab Sample ID: 480-195639-7
Matrix: Solid | Lab File ID: M02636.D
Analysis Method: 8260C | Date Collected: 03/09/2022 11:50
Sample wt/vol: 5.08(g) | Date Analyzed: 03/11/2022 00:21
Soil Aliquot Vol: | Dilution Factor: 1
Soil Extract Vol.: | GC Column: ZB-624 (30) VOA ID: 0.25(mm)
% Moisture: 19.2 | Level: (low/med) Low
Analysis Batch No.: 617489 | Units: ug/Kg

CAS NO.	COMPOUND NAME	RESULT	Q	RL	MDL	
79-20-9	Methyl acetate	30	U vs	30	3.7	
1634-04-4	Methyl tert-butyl ether	6.1	U vs	6.1	0.60	
108-87-2	Methylcyclohexane	6.1	U vs	6.1	0.93	
75-09-2	Methylene Chloride	6.1	U vs	6.1	2.8	
100-42-5	Styrene	6.1	U vs	6.1	0.30	
127-18-4	Tetrachloroethene	6.1	U *+ vs	6.1	0.82	
108-88-3	Toluene	6.1	U vs	6.1	0.46	
156-60-5	trans-1,2-Dichloroethene	6.1	U vs	6.1	0.63	
10061-02-6	trans-1,3-Dichloropropene	6.1	U vs	6.1	2.7	
79-01-6	Trichloroethene	6.1	U vs	6.1	1.3	
75-69-4	Trichlorofluoromethane	6.1	U vs	6.1	0.58	
75-01-4	Vinyl chloride	6.1	U vs	6.1	0.74	UJ
1330-20-7	Xylenes, Total	12	U vs	12	1.0	

CAS NO.	SURROGATE	%REC	Q	LIMITS
17060-07-0	1,2-Dichloroethane-d4 (Surr)	104		64-126
460-00-4	4-Bromofluorobenzene (Surr)	102		72-126
1868-53-7	Dibromofluoromethane (Surr)	104		60-140
2037-26-5	Toluene-d8 (Surr)	97		71-125

MKP 3/22/2022

FORM I
GC/MS VOA ORGANICS ANALYSIS DATA SHEET

Lab Name: Eurofins Buffalo | Job No.: 480-195639-1
SDG No.:
Client Sample ID: B-62 | Lab Sample ID: 480-195639-8
Matrix: Solid | Lab File ID: M02637.D
Analysis Method: 8260C | Date Collected: 03/09/2022 12:00
Sample wt/vol: 5.12(g) | Date Analyzed: 03/11/2022 00:45
Soil Aliquot Vol: | Dilution Factor: 1
Soil Extract Vol.: | GC Column: ZB-624 (30) VOA ID: 0.25(mm)
% Moisture: 20.0 | Level: (low/med) Low
Analysis Batch No.: 617489 | Units: ug/Kg

CAS NO.	COMPOUND NAME	RESULT	Q	RL	MDL	
71-55-6	1,1,1-Trichloroethane	6.1	U vs	6.1	0.44	UJ
79-34-5	1,1,2,2-Tetrachloroethane	6.1	U vs	6.1	0.99	
76-13-1	1,1,2-Trichloro-1,2,2-trifluoroethane	6.1	U vs	6.1	1.4	
79-00-5	1,1,2-Trichloroethane	6.1	U vs	6.1	0.79	
75-34-3	1,1-Dichloroethane	6.1	U vs	6.1	0.74	
75-35-4	1,1-Dichloroethene	6.1	U vs	6.1	0.75	
120-82-1	1,2,4-Trichlorobenzene	6.1	U vs	6.1	0.37	
96-12-8	1,2-Dibromo-3-Chloropropane	6.1	U vs	6.1	3.1	
106-93-4	1,2-Dibromoethane	6.1	U vs	6.1	0.78	
95-50-1	1,2-Dichlorobenzene	6.1	U vs	6.1	0.48	
107-06-2	1,2-Dichloroethane	6.1	U vs	6.1	0.31	
78-87-5	1,2-Dichloropropane	6.1	U vs	6.1	3.1	
541-73-1	1,3-Dichlorobenzene	6.1	U vs	6.1	0.31	
106-46-7	1,4-Dichlorobenzene	6.1	U vs	6.1	0.85	
78-93-3	2-Butanone (MEK)	4.0	J vs	31	2.2	
591-78-6	2-Hexanone	31	U vs	31	3.1	
108-10-1	4-Methyl-2-pentanone (MIBK)	31	U vs	31	2.0	
67-64-1	Acetone	42	vs	31	5.1	
71-43-2	Benzene	6.1	U vs	6.1	0.30	
75-27-4	Bromodichloromethane	6.1	U vs	6.1	0.82	
75-25-2	Bromoform	6.1	U vs	6.1	3.1	
74-83-9	Bromomethane	6.1	U vs	6.1	0.55	
75-15-0	Carbon disulfide	6.1	U vs	6.1	3.1	
56-23-5	Carbon tetrachloride	6.1	U vs	6.1	0.59	UJ
108-90-7	Chlorobenzene	6.1	U vs	6.1	0.81	
75-00-3	Chloroethane	6.1	U vs	6.1	1.4	
67-66-3	Chloroform	6.1	U vs	6.1	0.38	
74-87-3	Chloromethane	6.1	U vs	6.1	0.37	
156-59-2	cis-1,2-Dichloroethene	6.1	U vs	6.1	0.78	
10061-01-5	cis-1,3-Dichloropropene	6.1	U vs	6.1	0.88	
110-82-7	Cyclohexane	6.1	U vs	6.1	0.85	
124-48-1	Dibromochloromethane	6.1	U vs	6.1	0.78	
75-71-8	Dichlorodifluoromethane	6.1	U vs	6.1	0.50	
100-41-4	Ethylbenzene	6.1	U vs	6.1	0.42	
98-82-8	Isopropylbenzene	6.1	U vs	6.1	0.92	

FORM I
GC/MS VOA ORGANICS ANALYSIS DATA SHEET

Lab Name: Eurofins Buffalo | Job No.: 480-195639-1

SDG No.:

Client Sample ID: B-62 | Lab Sample ID: 480-195639-8

Matrix: Solid | Lab File ID: M02637.D

Analysis Method: 8260C | Date Collected: 03/09/2022 12:00

Sample wt/vol: 5.12(g) | Date Analyzed: 03/11/2022 00:45

Soil Aliquot Vol: | Dilution Factor: 1

Soil Extract Vol.: | GC Column: ZB-624 (30) VOA ID: 0.25(mm)

% Moisture: 20.0 | Level: (low/med) Low

Analysis Batch No.: 617489 | Units: ug/Kg

CAS NO.	COMPOUND NAME	RESULT	Q	RL	MDL	
79-20-9	Methyl acetate	31	U vs	31	3.7	
1634-04-4	Methyl tert-butyl ether	6.1	U vs	6.1	0.60	
108-87-2	Methylcyclohexane	6.1	U vs	6.1	0.93	
75-09-2	Methylene Chloride	6.1	U vs	6.1	2.8	
100-42-5	Styrene	6.1	U vs	6.1	0.31	
127-18-4	Tetrachloroethene	6.1	U *+ vs	6.1	0.82	
108-88-3	Toluene	6.1	U vs	6.1	0.46	
156-60-5	trans-1,2-Dichloroethene	6.1	U vs	6.1	0.63	
10061-02-6	trans-1,3-Dichloropropene	6.1	U vs	6.1	2.7	
79-01-6	Trichloroethene	6.1	U vs	6.1	1.3	
75-69-4	Trichlorofluoromethane	6.1	U vs	6.1	0.58	
75-01-4	Vinyl chloride	6.1	U vs	6.1	0.74	UJ
1330-20-7	Xylenes, Total	12	U vs	12	1.0	

CAS NO.	SURROGATE	%REC	Q	LIMITS
17060-07-0	1,2-Dichloroethane-d4 (Surr)	109		64-126
460-00-4	4-Bromofluorobenzene (Surr)	102		72-126
1868-53-7	Dibromofluoromethane (Surr)	106		60-140
2037-26-5	Toluene-d8 (Surr)	95		71-125

MKP 3/22/2022

FORM I
GC/MS VOA ORGANICS ANALYSIS DATA SHEET

Lab Name: Eurofins Buffalo | Job No.: 480-195639-1
SDG No.:
Client Sample ID: B-63 | Lab Sample ID: 480-195639-9
Matrix: Solid | Lab File ID: M02638.D
Analysis Method: 8260C | Date Collected: 03/09/2022 12:10
Sample wt/vol: 5.01(g) | Date Analyzed: 03/11/2022 01:10
Soil Aliquot Vol: | Dilution Factor: 1
Soil Extract Vol.: | GC Column: ZB-624 (30) VOA ID: 0.25(mm)
% Moisture: 20.4 | Level: (low/med) Low
Analysis Batch No.: 617489 | Units: ug/Kg

CAS NO.	COMPOUND NAME	RESULT	Q	RL	MDL	
71-55-6	1,1,1-Trichloroethane	6.3	U vs	6.3	0.45	UJ
79-34-5	1,1,2,2-Tetrachloroethane	6.3	U vs	6.3	1.0	
76-13-1	1,1,2-Trichloro-1,2,2-trifluoroethane	6.3	U vs	6.3	1.4	
79-00-5	1,1,2-Trichloroethane	6.3	U vs	6.3	0.81	
75-34-3	1,1-Dichloroethane	6.3	U vs	6.3	0.76	
75-35-4	1,1-Dichloroethene	6.3	U vs	6.3	0.77	
120-82-1	1,2,4-Trichlorobenzene	6.3	U vs	6.3	0.38	
96-12-8	1,2-Dibromo-3-Chloropropane	6.3	U vs	6.3	3.1	
106-93-4	1,2-Dibromoethane	6.3	U vs	6.3	0.80	
95-50-1	1,2-Dichlorobenzene	6.3	U vs	6.3	0.49	
107-06-2	1,2-Dichloroethane	6.3	U vs	6.3	0.31	
78-87-5	1,2-Dichloropropane	6.3	U vs	6.3	3.1	
541-73-1	1,3-Dichlorobenzene	6.3	U vs	6.3	0.32	
106-46-7	1,4-Dichlorobenzene	6.3	U vs	6.3	0.88	
78-93-3	2-Butanone (MEK)	31	U vs	31	2.3	
591-78-6	2-Hexanone	31	U vs	31	3.1	
108-10-1	4-Methyl-2-pentanone (MIBK)	31	U vs	31	2.1	
67-64-1	Acetone	31	U vs	31	5.3	
71-43-2	Benzene	6.3	U vs	6.3	0.31	
75-27-4	Bromodichloromethane	6.3	U vs	6.3	0.84	
75-25-2	Bromoform	6.3	U vs	6.3	3.1	
74-83-9	Bromomethane	6.3	U vs	6.3	0.56	
75-15-0	Carbon disulfide	6.3	U vs	6.3	3.1	
56-23-5	Carbon tetrachloride	6.3	U vs	6.3	0.61	UJ
108-90-7	Chlorobenzene	6.3	U vs	6.3	0.83	
75-00-3	Chloroethane	6.3	U vs	6.3	1.4	
67-66-3	Chloroform	6.3	U vs	6.3	0.39	
74-87-3	Chloromethane	6.3	U vs	6.3	0.38	
156-59-2	cis-1,2-Dichloroethene	6.3	U vs	6.3	0.80	
10061-01-5	cis-1,3-Dichloropropene	6.3	U vs	6.3	0.90	
110-82-7	Cyclohexane	6.3	U vs	6.3	0.88	
124-48-1	Dibromochloromethane	6.3	U vs	6.3	0.80	
75-71-8	Dichlorodifluoromethane	6.3	U vs	6.3	0.52	
100-41-4	Ethylbenzene	6.3	U vs	6.3	0.43	
98-82-8	Isopropylbenzene	6.3	U vs	6.3	0.94	

MKP 3/22/2022

FORM I
GC/MS VOA ORGANICS ANALYSIS DATA SHEET

Lab Name: Eurofins Buffalo | Job No.: 480-195639-1
SDG No.:
Client Sample ID: B-63 | Lab Sample ID: 480-195639-9
Matrix: Solid | Lab File ID: M02638.D
Analysis Method: 8260C | Date Collected: 03/09/2022 12:10
Sample wt/vol: 5.01(g) | Date Analyzed: 03/11/2022 01:10
Soil Aliquot Vol: | Dilution Factor: 1
Soil Extract Vol.: | GC Column: ZB-624 (30) VOA ID: 0.25(mm)
% Moisture: 20.4 | Level: (low/med) Low
Analysis Batch No.: 617489 | Units: ug/Kg

CAS NO.	COMPOUND NAME	RESULT	Q	RL	MDL	
79-20-9	Methyl acetate	31	U vs	31	3.8	
1634-04-4	Methyl tert-butyl ether	6.3	U vs	6.3	0.62	
108-87-2	Methylcyclohexane	6.3	U vs	6.3	0.95	
75-09-2	Methylene Chloride	6.3	U vs	6.3	2.9	
100-42-5	Styrene	6.3	U vs	6.3	0.31	
127-18-4	Tetrachloroethene	6.3	U *+ vs	6.3	0.84	
108-88-3	Toluene	6.3	U vs	6.3	0.47	
156-60-5	trans-1,2-Dichloroethene	6.3	U vs	6.3	0.65	
10061-02-6	trans-1,3-Dichloropropene	6.3	U vs	6.3	2.8	
79-01-6	Trichloroethene	6.3	U vs	6.3	1.4	
75-69-4	Trichlorofluoromethane	6.3	U vs	6.3	0.59	
75-01-4	Vinyl chloride	6.3	U vs	6.3	0.76	UJ
1330-20-7	Xylenes, Total	13	U vs	13	1.1	

CAS NO.	SURROGATE	%REC	Q	LIMITS
17060-07-0	1,2-Dichloroethane-d4 (Surr)	99		64-126
460-00-4	4-Bromofluorobenzene (Surr)	105		72-126
1868-53-7	Dibromofluoromethane (Surr)	98		60-140
2037-26-5	Toluene-d8 (Surr)	97		71-125

MKP 3/22/2022

FORM I
GC/MS VOA ORGANICS ANALYSIS DATA SHEET

Lab Name: Eurofins Buffalo | Job No.: 480-195639-1
SDG No.:
Client Sample ID: B-36 | Lab Sample ID: 480-195639-10
Matrix: Solid | Lab File ID: M02639.D
Analysis Method: 8260C | Date Collected: 03/09/2022 10:20
Sample wt/vol: 5.06(g) | Date Analyzed: 03/11/2022 01:34
Soil Aliquot Vol: | Dilution Factor: 1
Soil Extract Vol.: | GC Column: ZB-624 (30) VOA ID: 0.25(mm)
% Moisture: 22.1 | Level: (low/med) Low
Analysis Batch No.: 617489 | Units: ug/Kg

CAS NO.	COMPOUND NAME	RESULT	Q	RL	MDL	
71-55-6	1,1,1-Trichloroethane	6.3	U vs	6.3	0.46	UJ
79-34-5	1,1,2,2-Tetrachloroethane	6.3	U vs	6.3	1.0	
76-13-1	1,1,2-Trichloro-1,2,2-trifluoroethane	6.3	U vs	6.3	1.4	
79-00-5	1,1,2-Trichloroethane	6.3	U vs	6.3	0.82	
75-34-3	1,1-Dichloroethane	6.3	U vs	6.3	0.77	
75-35-4	1,1-Dichloroethene	6.3	U vs	6.3	0.78	
120-82-1	1,2,4-Trichlorobenzene	6.3	U vs	6.3	0.39	
96-12-8	1,2-Dibromo-3-Chloropropane	6.3	U vs	6.3	3.2	
106-93-4	1,2-Dibromoethane	6.3	U vs	6.3	0.81	
95-50-1	1,2-Dichlorobenzene	6.3	U vs	6.3	0.50	
107-06-2	1,2-Dichloroethane	6.3	U vs	6.3	0.32	
78-87-5	1,2-Dichloropropane	6.3	U vs	6.3	3.2	
541-73-1	1,3-Dichlorobenzene	6.3	U vs	6.3	0.33	
106-46-7	1,4-Dichlorobenzene	6.3	U vs	6.3	0.89	
78-93-3	2-Butanone (MEK)	32	U vs	32	2.3	
591-78-6	2-Hexanone	32	U vs	32	3.2	
108-10-1	4-Methyl-2-pentanone (MIBK)	32	U vs	32	2.1	
67-64-1	Acetone	32	U vs	32	5.3	
71-43-2	Benzene	6.3	U vs	6.3	0.31	
75-27-4	Bromodichloromethane	6.3	U vs	6.3	0.85	
75-25-2	Bromoform	6.3	U vs	6.3	3.2	
74-83-9	Bromomethane	6.3	U vs	6.3	0.57	
75-15-0	Carbon disulfide	6.3	U vs	6.3	3.2	
56-23-5	Carbon tetrachloride	6.3	U vs	6.3	0.61	UJ
108-90-7	Chlorobenzene	6.3	U vs	6.3	0.84	
75-00-3	Chloroethane	6.3	U vs	6.3	1.4	
67-66-3	Chloroform	6.3	U vs	6.3	0.39	
74-87-3	Chloromethane	6.3	U vs	6.3	0.38	
156-59-2	cis-1,2-Dichloroethene	6.3	U vs	6.3	0.81	
10061-01-5	cis-1,3-Dichloropropene	6.3	U vs	6.3	0.91	
110-82-7	Cyclohexane	6.3	U vs	6.3	0.89	
124-48-1	Dibromochloromethane	6.3	U vs	6.3	0.81	
75-71-8	Dichlorodifluoromethane	6.3	U vs	6.3	0.52	
100-41-4	Ethylbenzene	6.3	U vs	6.3	0.44	
98-82-8	Isopropylbenzene	6.3	U vs	6.3	0.96	

FORM I
GC/MS VOA ORGANICS ANALYSIS DATA SHEET

Lab Name: Eurofins Buffalo | Job No.: 480-195639-1

SDG No.:

Client Sample ID: B-36 | Lab Sample ID: 480-195639-10

Matrix: Solid | Lab File ID: M02639.D

Analysis Method: 8260C | Date Collected: 03/09/2022 10:20

Sample wt/vol: 5.06(g) | Date Analyzed: 03/11/2022 01:34

Soil Aliquot Vol: | Dilution Factor: 1

Soil Extract Vol.: | GC Column: ZB-624 (30) VOA ID: 0.25(mm)

% Moisture: 22.1 | Level: (low/med) Low

Analysis Batch No.: 617489 | Units: ug/Kg

CAS NO.	COMPOUND NAME	RESULT	Q	RL	MDL	
79-20-9	Methyl acetate	32	U vs	32	3.8	
1634-04-4	Methyl tert-butyl ether	6.3	U vs	6.3	0.62	
108-87-2	Methylcyclohexane	6.3	U vs	6.3	0.96	
75-09-2	Methylene Chloride	6.3	U vs	6.3	2.9	
100-42-5	Styrene	6.3	U vs	6.3	0.32	
127-18-4	Tetrachloroethene	6.3	U *+ vs	6.3	0.85	
108-88-3	Toluene	0.56	J vs	6.3	0.48	
156-60-5	trans-1,2-Dichloroethene	6.3	U vs	6.3	0.65	
10061-02-6	trans-1,3-Dichloropropene	6.3	U vs	6.3	2.8	
79-01-6	Trichloroethene	6.3	U vs	6.3	1.4	
75-69-4	Trichlorofluoromethane	6.3	U vs	6.3	0.60	
75-01-4	Vinyl chloride	6.3	U vs	6.3	0.77	UJ
1330-20-7	Xylenes, Total	13	U vs	13	1.1	

CAS NO.	SURROGATE	%REC	Q	LIMITS
17060-07-0	1,2-Dichloroethane-d4 (Surr)	105		64-126
460-00-4	4-Bromofluorobenzene (Surr)	99		72-126
1868-53-7	Dibromofluoromethane (Surr)	104		60-140
2037-26-5	Toluene-d8 (Surr)	94		71-125

MKP 3/22/2022

FORM I
GC/MS VOA ORGANICS ANALYSIS DATA SHEET

Lab Name: Eurofins Buffalo | Job No.: 480-195639-1
SDG No.:
Client Sample ID: B-16 | Lab Sample ID: 480-195639-11
Matrix: Solid | Lab File ID: M02640.D
Analysis Method: 8260C | Date Collected: 03/09/2022 10:10
Sample wt/vol: 5(g) | Date Analyzed: 03/11/2022 01:58
Soil Aliquot Vol: | Dilution Factor: 1
Soil Extract Vol.: | GC Column: ZB-624 (30) VOA ID: 0.25(mm)
% Moisture: 23.7 | Level: (low/med) Low
Analysis Batch No.: 617489 | Units: ug/Kg

CAS NO.	COMPOUND NAME	RESULT	Q	RL	MDL	
71-55-6	1,1,1-Trichloroethane	6.6	U vs	6.6	0.48	UJ
79-34-5	1,1,2,2-Tetrachloroethane	6.6	U F1 vs	6.6	1.1	UJ
76-13-1	1,1,2-Trichloro-1,2,2-trifluoroethane	6.6	U F1 vs	6.6	1.5	UJ
79-00-5	1,1,2-Trichloroethane	6.6	U F1 vs	6.6	0.85	UJ
75-34-3	1,1-Dichloroethane	6.6	U vs	6.6	0.80	
75-35-4	1,1-Dichloroethene	6.6	U vs	6.6	0.80	
120-82-1	1,2,4-Trichlorobenzene	6.6	U F1 vs	6.6	0.40	UJ
96-12-8	1,2-Dibromo-3-Chloropropane	6.6	U F1 vs	6.6	3.3	UJ
106-93-4	1,2-Dibromoethane	6.6	U vs	6.6	0.84	
95-50-1	1,2-Dichlorobenzene	6.6	U vs	6.6	0.51	
107-06-2	1,2-Dichloroethane	6.6	U vs	6.6	0.33	
78-87-5	1,2-Dichloropropane	6.6	U vs	6.6	3.3	
541-73-1	1,3-Dichlorobenzene	6.6	U vs	6.6	0.34	
106-46-7	1,4-Dichlorobenzene	6.6	U vs	6.6	0.92	
78-93-3	2-Butanone (MEK)	33	U F1 vs	33	2.4	UJ
591-78-6	2-Hexanone	33	U vs	33	3.3	
108-10-1	4-Methyl-2-pentanone (MIBK)	33	U F1 vs	33	2.1	UJ
67-64-1	Acetone	33	U F1 vs	33	5.5	UJ
71-43-2	Benzene	6.6	U vs	6.6	0.32	
75-27-4	Bromodichloromethane	6.6	U vs	6.6	0.88	
75-25-2	Bromoform	6.6	U vs	6.6	3.3	
74-83-9	Bromomethane	6.6	U vs	6.6	0.59	
75-15-0	Carbon disulfide	6.6	U F1 vs	6.6	3.3	
56-23-5	Carbon tetrachloride	6.6	U vs	6.6	0.63	UJ
108-90-7	Chlorobenzene	6.6	U vs	6.6	0.86	
75-00-3	Chloroethane	6.6	U F1 vs	6.6	1.5	UJ
67-66-3	Chloroform	6.6	U vs	6.6	0.40	
74-87-3	Chloromethane	6.6	U vs	6.6	0.40	
156-59-2	cis-1,2-Dichloroethene	6.6	U vs	6.6	0.84	
10061-01-5	cis-1,3-Dichloropropene	6.6	U vs	6.6	0.94	

FORM I
GC/MS VOA ORGANICS ANALYSIS DATA SHEET

Lab Name: Eurofins Buffalo | Job No.: 480-195639-1

SDG No.:

Client Sample ID: B-16 | Lab Sample ID: 480-195639-11

Matrix: Solid | Lab File ID: M02640.D

Analysis Method: 8260C | Date Collected: 03/09/2022 10:10

Sample wt/vol: 5(g) | Date Analyzed: 03/11/2022 01:58

Soil Aliquot Vol: | Dilution Factor: 1

Soil Extract Vol.: | GC Column: ZB-624 (30) VOA ID: 0.25(mm)

% Moisture: 23.7 | Level: (low/med) Low

Analysis Batch No.: 617489 | Units: ug/Kg

CAS NO.	COMPOUND NAME	RESULT	Q	RL	MDL	
110-82-7	Cyclohexane	6.6	U vs	6.6	0.92	
124-48-1	Dibromochloromethane	6.6	U vs	6.6	0.84	
75-71-8	Dichlorodifluoromethane	6.6	U vs	6.6	0.54	
100-41-4	Ethylbenzene	6.6	U vs	6.6	0.45	
98-82-8	Isopropylbenzene	6.6	U vs	6.6	0.99	
79-20-9	Methyl acetate	33	U vs	33	4.0	
1634-04-4	Methyl tert-butyl ether	6.6	U vs	6.6	0.64	
108-87-2	Methylcyclohexane	6.6	U vs	6.6	1.0	
75-09-2	Methylene Chloride	6.6	U F1 vs	6.6	3.0	UJ
100-42-5	Styrene	6.6	U vs	6.6	0.33	
127-18-4	Tetrachloroethene	6.6	U *+ vs	6.6	0.88	
108-88-3	Toluene	6.6	U vs	6.6	0.50	
156-60-5	trans-1,2-Dichloroethene	6.6	U vs	6.6	0.68	
10061-02-6	trans-1,3-Dichloropropene	6.6	U vs	6.6	2.9	
79-01-6	Trichloroethene	6.6	U vs	6.6	1.4	
75-69-4	Trichlorofluoromethane	6.6	U vs	6.6	0.62	
75-01-4	Vinyl chloride	6.6	U vs	6.6	0.80	UJ
1330-20-7	Xylenes, Total	13	U vs	13	1.1	

CAS NO.	SURROGATE	%REC	Q	LIMITS
17060-07-0	1,2-Dichloroethane-d4 (Surr)	101		64-126
460-00-4	4-Bromofluorobenzene (Surr)	110		72-126
1868-53-7	Dibromofluoromethane (Surr)	104		60-140
2037-26-5	Toluene-d8 (Surr)	95		71-125

MKP 3/22/2022

Method 8270D

Semivolatile Organic Compounds (GC/MS) by Method 8270D

FORM I
GC/MS SEMI VOA ORGANICS ANALYSIS DATA SHEET

Lab Name: Eurofins Buffalo | Job No.: 480-195639-1
SDG No.:
Client Sample ID: B-56 | Lab Sample ID: 480-195639-1
Matrix: Solid | Lab File ID: Z000904.D
Analysis Method: 8270D | Date Collected: 03/09/2022 11:00
Extract. Method: 3550C | Date Extracted: 03/11/2022 07:57
Sample wt/vol: 30.13(g) | Date Analyzed: 03/14/2022 12:54
Con. Extract Vol.: 1(mL) | Dilution Factor: 1
Injection Volume: 1(uL) | Level: (low/med) Low
% Moisture: 19.6 | GPC Cleanup:(Y/N) N
Analysis Batch No.: 617705 | Units: ug/Kg

CAS NO.	COMPOUND NAME	RESULT	Q	RL	MDL
95-95-4	2,4,5-Trichlorophenol	210	U	210	57
88-06-2	2,4,6-Trichlorophenol	210	U	210	42
120-83-2	2,4-Dichlorophenol	210	U	210	22
105-67-9	2,4-Dimethylphenol	210	U	210	51
51-28-5	2,4-Dinitrophenol	2100	U	2100	970
121-14-2	2,4-Dinitrotoluene	210	U	210	43
606-20-2	2,6-Dinitrotoluene	210	U	210	25
91-58-7	2-Chloronaphthalene	210	U	210	35
95-57-8	2-Chlorophenol	410	U	410	38
91-57-6	2-Methylnaphthalene	210	U	210	42
95-48-7	2-Methylphenol	210	U	210	25
88-74-4	2-Nitroaniline	410	U	410	31
88-75-5	2-Nitrophenol	210	U	210	59
91-94-1	3,3'-Dichlorobenzidine	410	U	410	250
99-09-2	3-Nitroaniline	410	U	410	58
534-52-1	4,6-Dinitro-2-methylphenol	410	U	410	210
101-55-3	4-Bromophenyl phenyl ether	210	U	210	30
59-50-7	4-Chloro-3-methylphenol	210	U	210	52
106-47-8	4-Chloroaniline	210	U	210	52
7005-72-3	4-Chlorophenyl phenyl ether	210	U	210	26
106-44-5	4-Methylphenol	410	U	410	25
100-01-6	4-Nitroaniline	410	U	410	110
100-02-7	4-Nitrophenol	410	U	410	150
83-32-9	Acenaphthene	210	U	210	31
208-96-8	Acenaphthylene	210	U	210	27
98-86-2	Acetophenone	210	U	210	28
120-12-7	Anthracene	210	U	210	52
1912-24-9	Atrazine	210	U *+	210	73
100-52-7	Benzaldehyde	210	U	210	170
56-55-3	Benzo[a]anthracene	210	U	210	21
50-32-8	Benzo[a]pyrene	210	U	210	31
205-99-2	Benzo[b]fluoranthene	210	U	210	33
191-24-2	Benzo[g,h,i]perylene	210	U	210	22
207-08-9	Benzo[k]fluoranthene	210	U	210	27

FORM I
GC/MS SEMI VOA ORGANICS ANALYSIS DATA SHEET

Lab Name: Eurofins Buffalo | Job No.: 480-195639-1
SDG No.:
Client Sample ID: B-56 | Lab Sample ID: 480-195639-1
Matrix: Solid | Lab File ID: Z000904.D
Analysis Method: 8270D | Date Collected: 03/09/2022 11:00
Extract. Method: 3550C | Date Extracted: 03/11/2022 07:57
Sample wt/vol: 30.13(g) | Date Analyzed: 03/14/2022 12:54
Con. Extract Vol.: 1(mL) | Dilution Factor: 1
Injection Volume: 1(uL) | Level: (low/med) Low
% Moisture: 19.6 | GPC Cleanup:(Y/N) N
Analysis Batch No.: 617705 | Units: ug/Kg

CAS NO.	COMPOUND NAME	RESULT	Q	RL	MDL
92-52-4	Biphenyl	210	U	210	31
108-60-1	bis (2-chloroisopropyl) ether	210	U	210	42
111-91-1	Bis(2-chloroethoxy)methane	210	U	210	45
111-44-4	Bis(2-chloroethyl)ether	210	U	210	27
117-81-7	Bis(2-ethylhexyl) phthalate	210	U	210	72
85-68-7	Butyl benzyl phthalate	210 U ~~36~~	J B	210	35
105-60-2	Caprolactam	210	U	210	63
86-74-8	Carbazole	210	U	210	25
218-01-9	Chrysene	210	U	210	47
53-70-3	Dibenz(a,h)anthracene	210	U	210	37
132-64-9	Dibenzofuran	210	U	210	25
84-66-2	Diethyl phthalate	210	U	210	27
131-11-3	Dimethyl phthalate	210	U	210	25
84-74-2	Di-n-butyl phthalate	210	U	210	36
117-84-0	Di-n-octyl phthalate	210	U	210	25
206-44-0	Fluoranthene	210	U	210	22
86-73-7	Fluorene	210	U	210	25
118-74-1	Hexachlorobenzene	210	U	210	28
87-68-3	Hexachlorobutadiene	210	U	210	31
77-47-4	Hexachlorocyclopentadiene	210	U	210	28
67-72-1	Hexachloroethane	210	U	210	27
193-39-5	Indeno[1,2,3-cd]pyrene	210	U	210	26
78-59-1	Isophorone	210	U	210	45
91-20-3	Naphthalene	210	U	210	27
98-95-3	Nitrobenzene	210	U	210	24
621-64-7	N-Nitrosodi-n-propylamine	210	U	210	36 UJ
86-30-6	N-Nitrosodiphenylamine	210	U	210	170
87-86-5	Pentachlorophenol	410	U	410	210
85-01-8	Phenanthrene	210	U	210	31
108-95-2	Phenol	210	U	210	32
129-00-0	Pyrene	210	U	210	25

MKP 3/22/2022

FORM I
GC/MS SEMI VOA ORGANICS ANALYSIS DATA SHEET

Lab Name: Eurofins Buffalo | Job No.: 480-195639-1
SDG No.:
Client Sample ID: B-57 | Lab Sample ID: 480-195639-2
Matrix: Solid | Lab File ID: Z000905.D
Analysis Method: 8270D | Date Collected: 03/09/2022 11:10
Extract. Method: 3550C | Date Extracted: 03/11/2022 07:57
Sample wt/vol: 30.71(g) | Date Analyzed: 03/14/2022 13:11
Con. Extract Vol.: 1(mL) | Dilution Factor: 1
Injection Volume: 1(uL) | Level: (low/med) Low
% Moisture: 24.0 | GPC Cleanup:(Y/N) N
Analysis Batch No.: 617705 | Units: ug/Kg

CAS NO.	COMPOUND NAME	RESULT	Q	RL	MDL
95-95-4	2,4,5-Trichlorophenol	220	U	220	59
88-06-2	2,4,6-Trichlorophenol	220	U	220	44
120-83-2	2,4-Dichlorophenol	220	U	220	23
105-67-9	2,4-Dimethylphenol	220	U	220	53
51-28-5	2,4-Dinitrophenol	2100	U	2100	1000
121-14-2	2,4-Dinitrotoluene	220	U	220	45
606-20-2	2,6-Dinitrotoluene	220	U	220	26
91-58-7	2-Chloronaphthalene	220	U	220	36
95-57-8	2-Chlorophenol	420	U	420	40
91-57-6	2-Methylnaphthalene	220	U	220	44
95-48-7	2-Methylphenol	220	U	220	26
88-74-4	2-Nitroaniline	420	U	420	32
88-75-5	2-Nitrophenol	220	U	220	62
91-94-1	3,3'-Dichlorobenzidine	420	U	420	260
99-09-2	3-Nitroaniline	420	U	420	60
534-52-1	4,6-Dinitro-2-methylphenol	420	U	420	220
101-55-3	4-Bromophenyl phenyl ether	220	U	220	31
59-50-7	4-Chloro-3-methylphenol	220	U	220	54
106-47-8	4-Chloroaniline	220	U	220	54
7005-72-3	4-Chlorophenyl phenyl ether	220	U	220	27
106-44-5	4-Methylphenol	420	U	420	26
100-01-6	4-Nitroaniline	420	U	420	110
100-02-7	4-Nitrophenol	420	U	420	150
83-32-9	Acenaphthene	220	U	220	32
208-96-8	Acenaphthylene	220	U	220	28
98-86-2	Acetophenone	220	U	220	30
120-12-7	Anthracene	220	U	220	54
1912-24-9	Atrazine	220	U *+	220	76
100-52-7	Benzaldehyde	220	U	220	170
56-55-3	Benzo[a]anthracene	220	U	220	22
50-32-8	Benzo[a]pyrene	220	U	220	32
205-99-2	Benzo[b]fluoranthene	220	U	220	35
191-24-2	Benzo[g,h,i]perylene	220	U	220	23
207-08-9	Benzo[k]fluoranthene	220	U	220	28

FORM I
GC/MS SEMI VOA ORGANICS ANALYSIS DATA SHEET

Lab Name: Eurofins Buffalo | Job No.: 480-195639-1
SDG No.:
Client Sample ID: B-57 | Lab Sample ID: 480-195639-2
Matrix: Solid | Lab File ID: Z000905.D
Analysis Method: 8270D | Date Collected: 03/09/2022 11:10
Extract. Method: 3550C | Date Extracted: 03/11/2022 07:57
Sample wt/vol: 30.71(g) | Date Analyzed: 03/14/2022 13:11
Con. Extract Vol.: 1(mL) | Dilution Factor: 1
Injection Volume: 1(uL) | Level: (low/med) Low
% Moisture: 24.0 | GPC Cleanup:(Y/N) N
Analysis Batch No.: 617705 | Units: ug/Kg

CAS NO.	COMPOUND NAME	RESULT	Q	RL	MDL
92-52-4	Biphenyl	220	U	220	32
108-60-1	bis (2-chloroisopropyl) ether	220	U	220	44
111-91-1	Bis(2-chloroethoxy)methane	220	U	220	46
111-44-4	Bis(2-chloroethyl)ether	220	U	220	28
117-81-7	Bis(2-ethylhexyl) phthalate	220	U	220	75
85-68-7	Butyl benzyl phthalate	220 U ~~37~~	J B	220	36
105-60-2	Caprolactam	220	U	220	66
86-74-8	Carbazole	220	U	220	26
218-01-9	Chrysene	220	U	220	49
53-70-3	Dibenz(a,h)anthracene	220	U	220	39
132-64-9	Dibenzofuran	220	U	220	26
84-66-2	Diethyl phthalate	220	U	220	28
131-11-3	Dimethyl phthalate	220	U	220	26
84-74-2	Di-n-butyl phthalate	220	U	220	37
117-84-0	Di-n-octyl phthalate	220	U	220	26
206-44-0	Fluoranthene	220	U	220	23
86-73-7	Fluorene	220	U	220	26
118-74-1	Hexachlorobenzene	220	U	220	30
87-68-3	Hexachlorobutadiene	220	U	220	32
77-47-4	Hexachlorocyclopentadiene	220	U	220	30
67-72-1	Hexachloroethane	220	U	220	28
193-39-5	Indeno[1,2,3-cd]pyrene	220	U	220	27
78-59-1	Isophorone	220	U	220	46
91-20-3	Naphthalene	220	U	220	28
98-95-3	Nitrobenzene	220	U	220	24
621-64-7	N-Nitrosodi-n-propylamine	220	U	220	37 UJ
86-30-6	N-Nitrosodiphenylamine	220	U	220	180
87-86-5	Pentachlorophenol	420	U	420	220
85-01-8	Phenanthrene	220	U	220	32
108-95-2	Phenol	220	U	220	33
129-00-0	Pyrene	220	U	220	26

MKP 3/22/2022

FORM I
GC/MS SEMI VOA ORGANICS ANALYSIS DATA SHEET

Lab Name: Eurofins Buffalo | Job No.: 480-195639-1
SDG No.:
Client Sample ID: B-58 | Lab Sample ID: 480-195639-3
Matrix: Solid | Lab File ID: Z000906.D
Analysis Method: 8270D | Date Collected: 03/09/2022 11:20
Extract. Method: 3550C | Date Extracted: 03/11/2022 07:57
Sample wt/vol: 30.24(g) | Date Analyzed: 03/14/2022 13:28
Con. Extract Vol.: 1(mL) | Dilution Factor: 1
Injection Volume: 1(uL) | Level: (low/med) Low
% Moisture: 15.9 | GPC Cleanup:(Y/N) N
Analysis Batch No.: 617705 | Units: ug/Kg

CAS NO.	COMPOUND NAME	RESULT	Q	RL	MDL
95-95-4	2,4,5-Trichlorophenol	200	U	200	54
88-06-2	2,4,6-Trichlorophenol	200	U	200	40
120-83-2	2,4-Dichlorophenol	200	U	200	21
105-67-9	2,4-Dimethylphenol	200	U	200	48
51-28-5	2,4-Dinitrophenol	2000	U	2000	920
121-14-2	2,4-Dinitrotoluene	200	U	200	41
606-20-2	2,6-Dinitrotoluene	200	U	200	24
91-58-7	2-Chloronaphthalene	200	U	200	33
95-57-8	2-Chlorophenol	390	U	390	37
91-57-6	2-Methylnaphthalene	200	U	200	40
95-48-7	2-Methylphenol	200	U	200	24
88-74-4	2-Nitroaniline	390	U	390	29
88-75-5	2-Nitrophenol	200	U	200	57
91-94-1	3,3'-Dichlorobenzidine	390	U	390	240
99-09-2	3-Nitroaniline	390	U	390	55
534-52-1	4,6-Dinitro-2-methylphenol	390	U	390	200
101-55-3	4-Bromophenyl phenyl ether	200	U	200	28
59-50-7	4-Chloro-3-methylphenol	200	U	200	50
106-47-8	4-Chloroaniline	200	U	200	50
7005-72-3	4-Chlorophenyl phenyl ether	200	U	200	25
106-44-5	4-Methylphenol	390	U	390	24
100-01-6	4-Nitroaniline	390	U	390	100
100-02-7	4-Nitrophenol	390	U	390	140
83-32-9	Acenaphthene	200	U	200	29
208-96-8	Acenaphthylene	200	U	200	26
98-86-2	Acetophenone	200	U	200	27
120-12-7	Anthracene	200	U	200	50
1912-24-9	Atrazine	200	U *+	200	70
100-52-7	Benzaldehyde	200	U	200	160
56-55-3	Benzo[a]anthracene	200	U	200	20
50-32-8	Benzo[a]pyrene	200	U	200	29
205-99-2	Benzo[b]fluoranthene	200	U	200	32
191-24-2	Benzo[g,h,i]perylene	200	U	200	21
207-08-9	Benzo[k]fluoranthene	200	U	200	26

FORM I
GC/MS SEMI VOA ORGANICS ANALYSIS DATA SHEET

Lab Name: Eurofins Buffalo | Job No.: 480-195639-1

SDG No.:

Client Sample ID: B-58 | Lab Sample ID: 480-195639-3

Matrix: Solid | Lab File ID: Z000906.D

Analysis Method: 8270D | Date Collected: 03/09/2022 11:20

Extract. Method: 3550C | Date Extracted: 03/11/2022 07:57

Sample wt/vol: 30.24(g) | Date Analyzed: 03/14/2022 13:28

Con. Extract Vol.: 1(mL) | Dilution Factor: 1

Injection Volume: 1(uL) | Level: (low/med) Low

% Moisture: 15.9 | GPC Cleanup:(Y/N) N

Analysis Batch No.: 617705 | Units: ug/Kg

CAS NO.	COMPOUND NAME	RESULT	Q	RL	MDL
92-52-4	Biphenyl	200	U	200	29
108-60-1	bis (2-chloroisopropyl) ether	200	U	200	40
111-91-1	Bis(2-chloroethoxy)methane	200	U	200	42
111-44-4	Bis(2-chloroethyl)ether	200	U	200	26
117-81-7	Bis(2-ethylhexyl) phthalate	200	U	200	68
85-68-7	Butyl benzyl phthalate	200 U ~~35~~	J B	200	33
105-60-2	Caprolactam	200	U	200	60
86-74-8	Carbazole	200	U	200	24
218-01-9	Chrysene	200	U	200	45
53-70-3	Dibenz(a,h)anthracene	200	U	200	35
132-64-9	Dibenzofuran	200	U	200	24
84-66-2	Diethyl phthalate	200	U	200	26
131-11-3	Dimethyl phthalate	200	U	200	24
84-74-2	Di-n-butyl phthalate	200	U	200	34
117-84-0	Di-n-octyl phthalate	200	U	200	24
206-44-0	Fluoranthene	200	U	200	21
86-73-7	Fluorene	200	U	200	24
118-74-1	Hexachlorobenzene	200	U	200	27
87-68-3	Hexachlorobutadiene	200	U	200	29
77-47-4	Hexachlorocyclopentadiene	200	U	200	27
67-72-1	Hexachloroethane	200	U	200	26
193-39-5	Indeno[1,2,3-cd]pyrene	200	U	200	25
78-59-1	Isophorone	200	U	200	42
91-20-3	Naphthalene	200	U	200	26
98-95-3	Nitrobenzene	200	U	200	22
621-64-7	N-Nitrosodi-n-propylamine	200	U	200	34 UJ
86-30-6	N-Nitrosodiphenylamine	200	U	200	160
87-86-5	Pentachlorophenol	390	U	390	200
85-01-8	Phenanthrene	200	U	200	29
108-95-2	Phenol	200	U	200	31
129-00-0	Pyrene	200	U	200	24

MKP 3/22/2022

FORM I
GC/MS SEMI VOA ORGANICS ANALYSIS DATA SHEET

Lab Name: Eurofins Buffalo | Job No.: 480-195639-1
SDG No.:
Client Sample ID: B-59 | Lab Sample ID: 480-195639-4
Matrix: Solid | Lab File ID: Z000907.D
Analysis Method: 8270D | Date Collected: 03/09/2022 11:30
Extract. Method: 3550C | Date Extracted: 03/11/2022 07:57
Sample wt/vol: 30.60(g) | Date Analyzed: 03/14/2022 13:45
Con. Extract Vol.: 1(mL) | Dilution Factor: 1
Injection Volume: 1(uL) | Level: (low/med) Low
% Moisture: 20.0 | GPC Cleanup:(Y/N) N
Analysis Batch No.: 617705 | Units: ug/Kg

CAS NO.	COMPOUND NAME	RESULT	Q	RL	MDL
95-95-4	2,4,5-Trichlorophenol	210	U	210	56
88-06-2	2,4,6-Trichlorophenol	210	U	210	42
120-83-2	2,4-Dichlorophenol	210	U	210	22
105-67-9	2,4-Dimethylphenol	210	U	210	50
51-28-5	2,4-Dinitrophenol	2000	U	2000	960
121-14-2	2,4-Dinitrotoluene	210	U	210	43
606-20-2	2,6-Dinitrotoluene	210	U	210	25
91-58-7	2-Chloronaphthalene	210	U	210	34
95-57-8	2-Chlorophenol	400	U	400	38
91-57-6	2-Methylnaphthalene	210	U	210	42
95-48-7	2-Methylphenol	210	U	210	25
88-74-4	2-Nitroaniline	400	U	400	31
88-75-5	2-Nitrophenol	210	U	210	59
91-94-1	3,3'-Dichlorobenzidine	400	U	400	250
99-09-2	3-Nitroaniline	400	U	400	58
534-52-1	4,6-Dinitro-2-methylphenol	400	U	400	210
101-55-3	4-Bromophenyl phenyl ether	210	U	210	29
59-50-7	4-Chloro-3-methylphenol	210	U	210	51
106-47-8	4-Chloroaniline	210	U	210	51
7005-72-3	4-Chlorophenyl phenyl ether	210	U	210	26
106-44-5	4-Methylphenol	400	U	400	25
100-01-6	4-Nitroaniline	400	U	400	110
100-02-7	4-Nitrophenol	400	U	400	150
83-32-9	Acenaphthene	210	U	210	31
208-96-8	Acenaphthylene	210	U	210	27
98-86-2	Acetophenone	210	U	210	28
120-12-7	Anthracene	210	U	210	51
1912-24-9	Atrazine	210	U *+	210	72
100-52-7	Benzaldehyde	210	U	210	170
56-55-3	Benzo[a]anthracene	210	U	210	21
50-32-8	Benzo[a]pyrene	210	U	210	31
205-99-2	Benzo[b]fluoranthene	210	U	210	33
191-24-2	Benzo[g,h,i]perylene	210	U	210	22
207-08-9	Benzo[k]fluoranthene	210	U	210	27

FORM I
GC/MS SEMI VOA ORGANICS ANALYSIS DATA SHEET

Lab Name: Eurofins Buffalo | Job No.: 480-195639-1

SDG No.:

Client Sample ID: B-59 | Lab Sample ID: 480-195639-4

Matrix: Solid | Lab File ID: Z000907.D

Analysis Method: 8270D | Date Collected: 03/09/2022 11:30

Extract. Method: 3550C | Date Extracted: 03/11/2022 07:57

Sample wt/vol: 30.60(g) | Date Analyzed: 03/14/2022 13:45

Con. Extract Vol.: 1(mL) | Dilution Factor: 1

Injection Volume: 1(uL) | Level: (low/med) Low

% Moisture: 20.0 | GPC Cleanup:(Y/N) N

Analysis Batch No.: 617705 | Units: ug/Kg

CAS NO.	COMPOUND NAME	RESULT	Q	RL	MDL
92-52-4	Biphenyl	210	U	210	31
108-60-1	bis (2-chloroisopropyl) ether	210	U	210	42
111-91-1	Bis(2-chloroethoxy)methane	210	U	210	44
111-44-4	Bis(2-chloroethyl)ether	210	U	210	27
117-81-7	Bis(2-ethylhexyl) phthalate	210	U	210	71
85-68-7	Butyl benzyl phthalate	210 U ~~35~~	J B	210	34
105-60-2	Caprolactam	210	U	210	63
86-74-8	Carbazole	210	U	210	25
218-01-9	Chrysene	210	U	210	47
53-70-3	Dibenz(a,h)anthracene	210	U	210	37
132-64-9	Dibenzofuran	210	U	210	25
84-66-2	Diethyl phthalate	210	U	210	27
131-11-3	Dimethyl phthalate	210	U	210	25
84-74-2	Di-n-butyl phthalate	210	U	210	36
117-84-0	Di-n-octyl phthalate	210	U	210	25
206-44-0	Fluoranthene	210	U	210	22
86-73-7	Fluorene	210	U	210	25
118-74-1	Hexachlorobenzene	210	U	210	28
87-68-3	Hexachlorobutadiene	210	U	210	31
77-47-4	Hexachlorocyclopentadiene	210	U	210	28
67-72-1	Hexachloroethane	210	U	210	27
193-39-5	Indeno[1,2,3-cd]pyrene	210	U	210	26
78-59-1	Isophorone	210	U	210	44
91-20-3	Naphthalene	210	U	210	27
98-95-3	Nitrobenzene	210	U	210	23
621-64-7	N-Nitrosodi-n-propylamine	210	U	210	36 UJ
86-30-6	N-Nitrosodiphenylamine	210	U	210	170
87-86-5	Pentachlorophenol	400	U	400	210
85-01-8	Phenanthrene	210	U	210	31
108-95-2	Phenol	210	U	210	32
129-00-0	Pyrene	210	U	210	25

MKP 3/22/2022

FORM I
GC/MS SEMI VOA ORGANICS ANALYSIS DATA SHEET

Lab Name: Eurofins Buffalo | Job No.: 480-195639-1
SDG No.:
Client Sample ID: B-27 | Lab Sample ID: 480-195639-5
Matrix: Solid | Lab File ID: Z000908.D
Analysis Method: 8270D | Date Collected: 03/09/2022 10:30
Extract. Method: 3550C | Date Extracted: 03/11/2022 07:57
Sample wt/vol: 30.20(g) | Date Analyzed: 03/14/2022 14:03
Con. Extract Vol.: 1(mL) | Dilution Factor: 10
Injection Volume: 1(uL) | Level: (low/med) Low
% Moisture: 14.9 | GPC Cleanup:(Y/N) N
Analysis Batch No.: 617705 | Units: ug/Kg

CAS NO.	COMPOUND NAME	RESULT	Q	RL	MDL
95-95-4	2,4,5-Trichlorophenol	2000	U	2000	540
88-06-2	2,4,6-Trichlorophenol	2000	U	2000	400
120-83-2	2,4-Dichlorophenol	2000	U	2000	210
105-67-9	2,4-Dimethylphenol	2000	U	2000	480
51-28-5	2,4-Dinitrophenol	19000	U	19000	9100
121-14-2	2,4-Dinitrotoluene	2000	U	2000	410
606-20-2	2,6-Dinitrotoluene	2000	U	2000	230
91-58-7	2-Chloronaphthalene	2000	U	2000	330
95-57-8	2-Chlorophenol	3900	U	3900	360
91-57-6	2-Methylnaphthalene	2000	U	2000	400
95-48-7	2-Methylphenol	2000	U	2000	230
88-74-4	2-Nitroaniline	3900	U	3900	290
88-75-5	2-Nitrophenol	2000	U	2000	560
91-94-1	3,3'-Dichlorobenzidine	3900	U	3900	2300
99-09-2	3-Nitroaniline	3900	U	3900	550
534-52-1	4,6-Dinitro-2-methylphenol	3900	U	3900	2000
101-55-3	4-Bromophenyl phenyl ether	2000	U	2000	280
59-50-7	4-Chloro-3-methylphenol	2000	U	2000	490
106-47-8	4-Chloroaniline	2000	U	2000	490
7005-72-3	4-Chlorophenyl phenyl ether	2000	U	2000	250
106-44-5	4-Methylphenol	3900	U	3900	230
100-01-6	4-Nitroaniline	3900	U	3900	1000
100-02-7	4-Nitrophenol	3900	U	3900	1400
83-32-9	Acenaphthene	2000	U	2000	290
208-96-8	Acenaphthylene	2000	U	2000	260
98-86-2	Acetophenone	2000	U	2000	270
120-12-7	Anthracene	2000	U	2000	490
1912-24-9	Atrazine	2000	U *+	2000	690
100-52-7	Benzaldehyde	2000	U	2000	1600
56-55-3	Benzo[a]anthracene	2000	U	2000	200
50-32-8	Benzo[a]pyrene	2000	U	2000	290
205-99-2	Benzo[b]fluoranthene	2000	U	2000	320
191-24-2	Benzo[g,h,i]perylene	2000	U	2000	210
207-08-9	Benzo[k]fluoranthene	2000	U	2000	260

FORM I
GC/MS SEMI VOA ORGANICS ANALYSIS DATA SHEET

Lab Name: Eurofins Buffalo | Job No.: 480-195639-1
SDG No.:
Client Sample ID: B-27 | Lab Sample ID: 480-195639-5
Matrix: Solid | Lab File ID: Z000908.D
Analysis Method: 8270D | Date Collected: 03/09/2022 10:30
Extract. Method: 3550C | Date Extracted: 03/11/2022 07:57
Sample wt/vol: 30.20(g) | Date Analyzed: 03/14/2022 14:03
Con. Extract Vol.: 1(mL) | Dilution Factor: 10
Injection Volume: 1(uL) | Level: (low/med) Low
% Moisture: 14.9 | GPC Cleanup:(Y/N) N
Analysis Batch No.: 617705 | Units: ug/Kg

CAS NO.	COMPOUND NAME	RESULT	Q	RL	MDL	
92-52-4	Biphenyl	2000	U	2000	290	
108-60-1	bis (2-chloroisopropyl) ether	2000	U	2000	400	
111-91-1	Bis(2-chloroethoxy)methane	2000	U	2000	420	
111-44-4	Bis(2-chloroethyl)ether	2000	U	2000	260	
117-81-7	Bis(2-ethylhexyl) phthalate	2000	U	2000	680	
85-68-7	Butyl benzyl phthalate	2000	U	2000	330	
105-60-2	Caprolactam	2000	U	2000	600	
86-74-8	Carbazole	2000	U	2000	230	
218-01-9	Chrysene	2000	U	2000	440	
53-70-3	Dibenz(a,h)anthracene	2000	U	2000	350	
132-64-9	Dibenzofuran	2000	U	2000	230	
84-66-2	Diethyl phthalate	2000	U	2000	260	
131-11-3	Dimethyl phthalate	2000	U	2000	230	
84-74-2	Di-n-butyl phthalate	2000	U	2000	340	
117-84-0	Di-n-octyl phthalate	2000	U	2000	230	
206-44-0	Fluoranthene	2000	U	2000	210	
86-73-7	Fluorene	2000	U	2000	230	
118-74-1	Hexachlorobenzene	2000	U	2000	270	
87-68-3	Hexachlorobutadiene	2000	U	2000	290	
77-47-4	Hexachlorocyclopentadiene	2000	U	2000	270	
67-72-1	Hexachloroethane	2000	U	2000	260	
193-39-5	Indeno[1,2,3-cd]pyrene	2000	U	2000	250	
78-59-1	Isophorone	2000	U	2000	420	
91-20-3	Naphthalene	2000	U	2000	260	
98-95-3	Nitrobenzene	2000	U	2000	220	
621-64-7	N-Nitrosodi-n-propylamine	2000	U	2000	340	UJ
86-30-6	N-Nitrosodiphenylamine	2000	U	2000	1600	
87-86-5	Pentachlorophenol	3900	U	3900	2000	
85-01-8	Phenanthrene	2000	U	2000	290	
108-95-2	Phenol	2000	U	2000	300	
129-00-0	Pyrene	2000	U	2000	230	

MKP 3/22/2022

FORM I
GC/MS SEMI VOA ORGANICS ANALYSIS DATA SHEET

Lab Name: Eurofins Buffalo | Job No.: 480-195639-1
SDG No.:
Client Sample ID: B-60 | Lab Sample ID: 480-195639-6
Matrix: Solid | Lab File ID: Z000909.D
Analysis Method: 8270D | Date Collected: 03/09/2022 11:40
Extract. Method: 3550C | Date Extracted: 03/11/2022 07:57
Sample wt/vol: 30.31(g) | Date Analyzed: 03/14/2022 14:20
Con. Extract Vol.: 1(mL) | Dilution Factor: 1
Injection Volume: 1(uL) | Level: (low/med) Low
% Moisture: 22.4 | GPC Cleanup:(Y/N) N
Analysis Batch No.: 617705 | Units: ug/Kg

CAS NO.	COMPOUND NAME	RESULT	Q	RL	MDL
95-95-4	2,4,5-Trichlorophenol	220	U	220	59
88-06-2	2,4,6-Trichlorophenol	220	U	220	43
120-83-2	2,4-Dichlorophenol	220	U	220	23
105-67-9	2,4-Dimethylphenol	220	U	220	52
51-28-5	2,4-Dinitrophenol	2100	U	2100	1000
121-14-2	2,4-Dinitrotoluene	220	U	220	45
606-20-2	2,6-Dinitrotoluene	220	U	220	26
91-58-7	2-Chloronaphthalene	220	U	220	36
95-57-8	2-Chlorophenol	420	U	420	40
91-57-6	2-Methylnaphthalene	220	U	220	43
95-48-7	2-Methylphenol	220	U	220	26
88-74-4	2-Nitroaniline	420	U	420	32
88-75-5	2-Nitrophenol	220	U	220	61
91-94-1	3,3'-Dichlorobenzidine	420	U	420	260
99-09-2	3-Nitroaniline	420	U	420	60
534-52-1	4,6-Dinitro-2-methylphenol	420	U	420	220
101-55-3	4-Bromophenyl phenyl ether	220	U	220	31
59-50-7	4-Chloro-3-methylphenol	220	U	220	54
106-47-8	4-Chloroaniline	220	U	220	54
7005-72-3	4-Chlorophenyl phenyl ether	220	U	220	27
106-44-5	4-Methylphenol	420	U	420	26
100-01-6	4-Nitroaniline	420	U	420	110
100-02-7	4-Nitrophenol	420	U	420	150
83-32-9	Acenaphthene	220	U	220	32
208-96-8	Acenaphthylene	220	U	220	28
98-86-2	Acetophenone	220	U	220	29
120-12-7	Anthracene	220	U	220	54
1912-24-9	Atrazine	220	U *+	220	75
100-52-7	Benzaldehyde	220	U	220	170
56-55-3	Benzo[a]anthracene	220	U	220	22
50-32-8	Benzo[a]pyrene	220	U	220	32
205-99-2	Benzo[b]fluoranthene	220	U	220	34
191-24-2	Benzo[g,h,i]perylene	220	U	220	23
207-08-9	Benzo[k]fluoranthene	220	U	220	28

FORM I
GC/MS SEMI VOA ORGANICS ANALYSIS DATA SHEET

Lab Name: Eurofins Buffalo | Job No.: 480-195639-1
SDG No.:
Client Sample ID: B-60 | Lab Sample ID: 480-195639-6
Matrix: Solid | Lab File ID: Z000909.D
Analysis Method: 8270D | Date Collected: 03/09/2022 11:40
Extract. Method: 3550C | Date Extracted: 03/11/2022 07:57
Sample wt/vol: 30.31(g) | Date Analyzed: 03/14/2022 14:20
Con. Extract Vol.: 1(mL) | Dilution Factor: 1
Injection Volume: 1(uL) | Level: (low/med) Low
% Moisture: 22.4 | GPC Cleanup:(Y/N) N
Analysis Batch No.: 617705 | Units: ug/Kg

CAS NO.	COMPOUND NAME	RESULT	Q	RL	MDL
92-52-4	Biphenyl	220	U	220	32
108-60-1	bis (2-chloroisopropyl) ether	220	U	220	43
111-91-1	Bis(2-chloroethoxy)methane	220	U	220	46
111-44-4	Bis(2-chloroethyl)ether	220	U	220	28
117-81-7	Bis(2-ethylhexyl) phthalate	220	U	220	74
85-68-7	Butyl benzyl phthalate	220 U ~~37~~	J B	220	36
105-60-2	Caprolactam	220	U	220	65
86-74-8	Carbazole	220	U	220	26
218-01-9	Chrysene	220	U	220	48
53-70-3	Dibenz(a,h)anthracene	220	U	220	38
132-64-9	Dibenzofuran	220	U	220	26
84-66-2	Diethyl phthalate	220	U	220	28
131-11-3	Dimethyl phthalate	220	U	220	26
84-74-2	Di-n-butyl phthalate	220	U	220	37
117-84-0	Di-n-octyl phthalate	220	U	220	26
206-44-0	Fluoranthene	220	U	220	23
86-73-7	Fluorene	220	U	220	26
118-74-1	Hexachlorobenzene	220	U	220	29
87-68-3	Hexachlorobutadiene	220	U	220	32
77-47-4	Hexachlorocyclopentadiene	220	U	220	29
67-72-1	Hexachloroethane	220	U	220	28
193-39-5	Indeno[1,2,3-cd]pyrene	220	U	220	27
78-59-1	Isophorone	220	U	220	46
91-20-3	Naphthalene	220	U	220	28
98-95-3	Nitrobenzene	220	U	220	24
621-64-7	N-Nitrosodi-n-propylamine	220	U	220	37 UJ
86-30-6	N-Nitrosodiphenylamine	220	U	220	180
87-86-5	Pentachlorophenol	420	U	420	220
85-01-8	Phenanthrene	220	U	220	32
108-95-2	Phenol	220	U	220	33
129-00-0	Pyrene	220	U	220	26

MKP 3/22/2022

FORM I
GC/MS SEMI VOA ORGANICS ANALYSIS DATA SHEET

Lab Name: Eurofins Buffalo | Job No.: 480-195639-1
SDG No.:
Client Sample ID: B-61 | Lab Sample ID: 480-195639-7
Matrix: Solid | Lab File ID: Z000910.D
Analysis Method: 8270D | Date Collected: 03/09/2022 11:50
Extract. Method: 3550C | Date Extracted: 03/11/2022 07:57
Sample wt/vol: 30.37(g) | Date Analyzed: 03/14/2022 14:37
Con. Extract Vol.: 1(mL) | Dilution Factor: 1
Injection Volume: 1(uL) | Level: (low/med) Low
% Moisture: 19.2 | GPC Cleanup:(Y/N) N
Analysis Batch No.: 617705 | Units: ug/Kg

CAS NO.	COMPOUND NAME	RESULT	Q	RL	MDL
95-95-4	2,4,5-Trichlorophenol	210	U	210	56
88-06-2	2,4,6-Trichlorophenol	210	U	210	42
120-83-2	2,4-Dichlorophenol	210	U	210	22
105-67-9	2,4-Dimethylphenol	210	U	210	50
51-28-5	2,4-Dinitrophenol	2000	U	2000	960
121-14-2	2,4-Dinitrotoluene	210	U	210	43
606-20-2	2,6-Dinitrotoluene	210	U	210	24
91-58-7	2-Chloronaphthalene	210	U	210	34
95-57-8	2-Chlorophenol	400	U	400	38
91-57-6	2-Methylnaphthalene	210	U	210	42
95-48-7	2-Methylphenol	210	U	210	24
88-74-4	2-Nitroaniline	400	U	400	31
88-75-5	2-Nitrophenol	210	U	210	59
91-94-1	3,3'-Dichlorobenzidine	400	U	400	240
99-09-2	3-Nitroaniline	400	U	400	57
534-52-1	4,6-Dinitro-2-methylphenol	400	U	400	210
101-55-3	4-Bromophenyl phenyl ether	210	U	210	29
59-50-7	4-Chloro-3-methylphenol	210	U	210	51
106-47-8	4-Chloroaniline	210	U	210	51
7005-72-3	4-Chlorophenyl phenyl ether	210	U	210	26
106-44-5	4-Methylphenol	400	U	400	24
100-01-6	4-Nitroaniline	400	U	400	110
100-02-7	4-Nitrophenol	400	U	400	150
83-32-9	Acenaphthene	210	U	210	31
208-96-8	Acenaphthylene	210	U	210	27
98-86-2	Acetophenone	210	U	210	28
120-12-7	Anthracene	210	U	210	51
1912-24-9	Atrazine	210	U *+	210	72
100-52-7	Benzaldehyde	210	U	210	160
56-55-3	Benzo[a]anthracene	210	U	210	21
50-32-8	Benzo[a]pyrene	210	U	210	31
205-99-2	Benzo[b]fluoranthene	210	U	210	33
191-24-2	Benzo[g,h,i]perylene	210	U	210	22
207-08-9	Benzo[k]fluoranthene	210	U	210	27

FORM I
GC/MS SEMI VOA ORGANICS ANALYSIS DATA SHEET

Lab Name: Eurofins Buffalo | Job No.: 480-195639-1
SDG No.:
Client Sample ID: B-61 | Lab Sample ID: 480-195639-7
Matrix: Solid | Lab File ID: Z000910.D
Analysis Method: 8270D | Date Collected: 03/09/2022 11:50
Extract. Method: 3550C | Date Extracted: 03/11/2022 07:57
Sample wt/vol: 30.37(g) | Date Analyzed: 03/14/2022 14:37
Con. Extract Vol.: 1(mL) | Dilution Factor: 1
Injection Volume: 1(uL) | Level: (low/med) Low
% Moisture: 19.2 | GPC Cleanup:(Y/N) N
Analysis Batch No.: 617705 | Units: ug/Kg

CAS NO.	COMPOUND NAME	RESULT	Q	RL	MDL	
92-52-4	Biphenyl	210	U	210	31	
108-60-1	bis (2-chloroisopropyl) ether	210	U	210	42	
111-91-1	Bis(2-chloroethoxy)methane	210	U	210	44	
111-44-4	Bis(2-chloroethyl)ether	210	U	210	27	
117-81-7	Bis(2-ethylhexyl) phthalate	210	U	210	71	
85-68-7	Butyl benzyl phthalate	210	U	210	34	
105-60-2	Caprolactam	210	U	210	62	
86-74-8	Carbazole	210	U	210	24	
218-01-9	Chrysene	210	U	210	46	
53-70-3	Dibenz(a,h)anthracene	210	U	210	37	
132-64-9	Dibenzofuran	210	U	210	24	
84-66-2	Diethyl phthalate	210	U	210	27	
131-11-3	Dimethyl phthalate	210	U	210	24	
84-74-2	Di-n-butyl phthalate	210	U	210	35	
117-84-0	Di-n-octyl phthalate	210	U	210	24	
206-44-0	Fluoranthene	210	U	210	22	
86-73-7	Fluorene	210	U	210	24	
118-74-1	Hexachlorobenzene	210	U	210	28	
87-68-3	Hexachlorobutadiene	210	U	210	31	
77-47-4	Hexachlorocyclopentadiene	210	U	210	28	
67-72-1	Hexachloroethane	210	U	210	27	
193-39-5	Indeno[1,2,3-cd]pyrene	210	U	210	26	
78-59-1	Isophorone	210	U	210	44	
91-20-3	Naphthalene	210	U	210	27	
98-95-3	Nitrobenzene	210	U	210	23	
621-64-7	N-Nitrosodi-n-propylamine	210	U	210	35	UJ
86-30-6	N-Nitrosodiphenylamine	210	U	210	170	
87-86-5	Pentachlorophenol	400	U	400	210	
85-01-8	Phenanthrene	210	U	210	31	
108-95-2	Phenol	210	U	210	32	
129-00-0	Pyrene	210	U	210	24	

MKP 3/22/2022

FORM I
GC/MS SEMI VOA ORGANICS ANALYSIS DATA SHEET

Lab Name: Eurofins Buffalo | Job No.: 480-195639-1
SDG No.:
Client Sample ID: B-62 | Lab Sample ID: 480-195639-8
Matrix: Solid | Lab File ID: Z000911.D
Analysis Method: 8270D | Date Collected: 03/09/2022 12:00
Extract. Method: 3550C | Date Extracted: 03/11/2022 07:57
Sample wt/vol: 30.48(g) | Date Analyzed: 03/14/2022 14:54
Con. Extract Vol.: 1(mL) | Dilution Factor: 1
Injection Volume: 1(uL) | Level: (low/med) Low
% Moisture: 20.0 | GPC Cleanup:(Y/N) N
Analysis Batch No.: 617705 | Units: ug/Kg

CAS NO.	COMPOUND NAME	RESULT	Q	RL	MDL
95-95-4	2,4,5-Trichlorophenol	210	U	210	57
88-06-2	2,4,6-Trichlorophenol	210	U	210	42
120-83-2	2,4-Dichlorophenol	210	U	210	22
105-67-9	2,4-Dimethylphenol	210	U	210	50
51-28-5	2,4-Dinitrophenol	2000	U	2000	970
121-14-2	2,4-Dinitrotoluene	210	U	210	43
606-20-2	2,6-Dinitrotoluene	210	U	210	25
91-58-7	2-Chloronaphthalene	210	U	210	34
95-57-8	2-Chlorophenol	410	U	410	38
91-57-6	2-Methylnaphthalene	210	U	210	42
95-48-7	2-Methylphenol	210	U	210	25
88-74-4	2-Nitroaniline	410	U	410	31
88-75-5	2-Nitrophenol	210	U	210	59
91-94-1	3,3'-Dichlorobenzidine	410	U	410	250
99-09-2	3-Nitroaniline	410	U	410	58
534-52-1	4,6-Dinitro-2-methylphenol	410	U	410	210
101-55-3	4-Bromophenyl phenyl ether	210	U	210	30
59-50-7	4-Chloro-3-methylphenol	210	U	210	52
106-47-8	4-Chloroaniline	210	U	210	52
7005-72-3	4-Chlorophenyl phenyl ether	210	U	210	26
106-44-5	4-Methylphenol	410	U	410	25
100-01-6	4-Nitroaniline	410	U	410	110
100-02-7	4-Nitrophenol	410	U	410	150
83-32-9	Acenaphthene	210	U	210	31
208-96-8	Acenaphthylene	210	U	210	27
98-86-2	Acetophenone	210	U	210	28
120-12-7	Anthracene	210	U	210	52
1912-24-9	Atrazine	210	U *+	210	73
100-52-7	Benzaldehyde	210	U	210	170
56-55-3	Benzo[a]anthracene	210	U	210	21
50-32-8	Benzo[a]pyrene	210	U	210	31
205-99-2	Benzo[b]fluoranthene	210	U	210	33
191-24-2	Benzo[g,h,i]perylene	210	U	210	22
207-08-9	Benzo[k]fluoranthene	210	U	210	27

FORM I
GC/MS SEMI VOA ORGANICS ANALYSIS DATA SHEET

Lab Name: Eurofins Buffalo | Job No.: 480-195639-1

SDG No.:

Client Sample ID: B-62 | Lab Sample ID: 480-195639-8

Matrix: Solid | Lab File ID: Z000911.D

Analysis Method: 8270D | Date Collected: 03/09/2022 12:00

Extract. Method: 3550C | Date Extracted: 03/11/2022 07:57

Sample wt/vol: 30.48(g) | Date Analyzed: 03/14/2022 14:54

Con. Extract Vol.: 1(mL) | Dilution Factor: 1

Injection Volume: 1(uL) | Level: (low/med) Low

% Moisture: 20.0 | GPC Cleanup:(Y/N) N

Analysis Batch No.: 617705 | Units: ug/Kg

CAS NO.	COMPOUND NAME	RESULT	Q	RL	MDL	
92-52-4	Biphenyl	210	U	210	31	
108-60-1	bis (2-chloroisopropyl) ether	210	U	210	42	
111-91-1	Bis(2-chloroethoxy)methane	210	U	210	44	
111-44-4	Bis(2-chloroethyl)ether	210	U	210	27	
117-81-7	Bis(2-ethylhexyl) phthalate	210	U	210	71	
85-68-7	Butyl benzyl phthalate	210 U ~~35~~	J B	210	34	
105-60-2	Caprolactam	210	U	210	63	
86-74-8	Carbazole	210	U	210	25	
218-01-9	Chrysene	210	U	210	47	
53-70-3	Dibenz(a,h)anthracene	210	U	210	37	
132-64-9	Dibenzofuran	210	U	210	25	
84-66-2	Diethyl phthalate	210	U	210	27	
131-11-3	Dimethyl phthalate	210	U	210	25	
84-74-2	Di-n-butyl phthalate	210	U	210	36	
117-84-0	Di-n-octyl phthalate	210	U	210	25	
206-44-0	Fluoranthene	210	U	210	22	
86-73-7	Fluorene	210	U	210	25	
118-74-1	Hexachlorobenzene	210	U	210	28	
87-68-3	Hexachlorobutadiene	210	U	210	31	
77-47-4	Hexachlorocyclopentadiene	210	U	210	28	
67-72-1	Hexachloroethane	210	U	210	27	
193-39-5	Indeno[1,2,3-cd]pyrene	210	U	210	26	
78-59-1	Isophorone	210	U	210	44	
91-20-3	Naphthalene	210	U	210	27	
98-95-3	Nitrobenzene	210	U	210	23	
621-64-7	N-Nitrosodi-n-propylamine	210	U	210	36	UJ
86-30-6	N-Nitrosodiphenylamine	210	U	210	170	
87-86-5	Pentachlorophenol	410	U	410	210	
85-01-8	Phenanthrene	210	U	210	31	
108-95-2	Phenol	210	U	210	32	
129-00-0	Pyrene	210	U	210	25	

MKP 3/22/2022

FORM I
GC/MS SEMI VOA ORGANICS ANALYSIS DATA SHEET

Lab Name: Eurofins Buffalo | Job No.: 480-195639-1
SDG No.:
Client Sample ID: B-63 | Lab Sample ID: 480-195639-9
Matrix: Solid | Lab File ID: Z000912.D
Analysis Method: 8270D | Date Collected: 03/09/2022 12:10
Extract. Method: 3550C | Date Extracted: 03/11/2022 07:57
Sample wt/vol: 30.55(g) | Date Analyzed: 03/14/2022 15:11
Con. Extract Vol.: 1(mL) | Dilution Factor: 1
Injection Volume: 1(uL) | Level: (low/med) Low
% Moisture: 20.4 | GPC Cleanup:(Y/N) N
Analysis Batch No.: 617705 | Units: ug/Kg

CAS NO.	COMPOUND NAME	RESULT	Q	RL	MDL
95-95-4	2,4,5-Trichlorophenol	210	U	210	57
88-06-2	2,4,6-Trichlorophenol	210	U	210	42
120-83-2	2,4-Dichlorophenol	210	U	210	22
105-67-9	2,4-Dimethylphenol	210	U	210	51
51-28-5	2,4-Dinitrophenol	2000	U	2000	970
121-14-2	2,4-Dinitrotoluene	210	U	210	43
606-20-2	2,6-Dinitrotoluene	210	U	210	25
91-58-7	2-Chloronaphthalene	210	U	210	35
95-57-8	2-Chlorophenol	410	U	410	38
91-57-6	2-Methylnaphthalene	210	U	210	42
95-48-7	2-Methylphenol	210	U	210	25
88-74-4	2-Nitroaniline	410	U	410	31
88-75-5	2-Nitrophenol	210	U	210	59
91-94-1	3,3'-Dichlorobenzidine	410	U	410	250
99-09-2	3-Nitroaniline	410	U	410	58
534-52-1	4,6-Dinitro-2-methylphenol	410	U	410	210
101-55-3	4-Bromophenyl phenyl ether	210	U	210	30
59-50-7	4-Chloro-3-methylphenol	210	U	210	52
106-47-8	4-Chloroaniline	210	U	210	52
7005-72-3	4-Chlorophenyl phenyl ether	210	U	210	26
106-44-5	4-Methylphenol	410	U	410	25
100-01-6	4-Nitroaniline	410	U	410	110
100-02-7	4-Nitrophenol	410	U	410	150
83-32-9	Acenaphthene	210	U	210	31
208-96-8	Acenaphthylene	210	U	210	27
98-86-2	Acetophenone	210	U	210	28
120-12-7	Anthracene	210	U	210	52
1912-24-9	Atrazine	210	U *+	210	73
100-52-7	Benzaldehyde	210	U	210	170
56-55-3	Benzo[a]anthracene	210	U	210	21
50-32-8	Benzo[a]pyrene	210	U	210	31
205-99-2	Benzo[b]fluoranthene	210	U	210	33
191-24-2	Benzo[g,h,i]perylene	210	U	210	22
207-08-9	Benzo[k]fluoranthene	210	U	210	27

FORM I
GC/MS SEMI VOA ORGANICS ANALYSIS DATA SHEET

Lab Name: Eurofins Buffalo | Job No.: 480-195639-1
SDG No.:
Client Sample ID: B-63 | Lab Sample ID: 480-195639-9
Matrix: Solid | Lab File ID: Z000912.D
Analysis Method: 8270D | Date Collected: 03/09/2022 12:10
Extract. Method: 3550C | Date Extracted: 03/11/2022 07:57
Sample wt/vol: 30.55(g) | Date Analyzed: 03/14/2022 15:11
Con. Extract Vol.: 1(mL) | Dilution Factor: 1
Injection Volume: 1(uL) | Level: (low/med) Low
% Moisture: 20.4 | GPC Cleanup:(Y/N) N
Analysis Batch No.: 617705 | Units: ug/Kg

CAS NO.	COMPOUND NAME	RESULT	Q	RL	MDL	
92-52-4	Biphenyl	210	U	210	31	
108-60-1	bis (2-chloroisopropyl) ether	210	U	210	42	
111-91-1	Bis(2-chloroethoxy)methane	210	U	210	44	
111-44-4	Bis(2-chloroethyl)ether	210	U	210	27	
117-81-7	Bis(2-ethylhexyl) phthalate	210	U	210	72	
85-68-7	Butyl benzyl phthalate	210	U	210	35	
105-60-2	Caprolactam	210	U	210	63	
86-74-8	Carbazole	210	U	210	25	
218-01-9	Chrysene	210	U	210	47	
53-70-3	Dibenz(a,h)anthracene	210	U	210	37	
132-64-9	Dibenzofuran	210	U	210	25	
84-66-2	Diethyl phthalate	210	U	210	27	
131-11-3	Dimethyl phthalate	210	U	210	25	
84-74-2	Di-n-butyl phthalate	210	U	210	36	
117-84-0	Di-n-octyl phthalate	210	U	210	25	
206-44-0	Fluoranthene	210	U	210	22	
86-73-7	Fluorene	210	U	210	25	
118-74-1	Hexachlorobenzene	210	U	210	28	
87-68-3	Hexachlorobutadiene	210	U	210	31	
77-47-4	Hexachlorocyclopentadiene	210	U	210	28	
67-72-1	Hexachloroethane	210	U	210	27	
193-39-5	Indeno[1,2,3-cd]pyrene	210	U	210	26	
78-59-1	Isophorone	210	U	210	44	
91-20-3	Naphthalene	210	U	210	27	
98-95-3	Nitrobenzene	210	U	210	23	
621-64-7	N-Nitrosodi-n-propylamine	210	U	210	36	UJ
86-30-6	N-Nitrosodiphenylamine	210	U	210	170	
87-86-5	Pentachlorophenol	410	U	410	210	
85-01-8	Phenanthrene	210	U	210	31	
108-95-2	Phenol	210	U	210	32	
129-00-0	Pyrene	210	U	210	25	

MKP 3/22/2022

FORM I
GC/MS SEMI VOA ORGANICS ANALYSIS DATA SHEET

Lab Name: Eurofins Buffalo | Job No.: 480-195639-1
SDG No.:
Client Sample ID: B-36 | Lab Sample ID: 480-195639-10
Matrix: Solid | Lab File ID: Z000913.D
Analysis Method: 8270D | Date Collected: 03/09/2022 10:20
Extract. Method: 3550C | Date Extracted: 03/11/2022 07:57
Sample wt/vol: 30.16(g) | Date Analyzed: 03/14/2022 15:28
Con. Extract Vol.: 1(mL) | Dilution Factor: 1
Injection Volume: 1(uL) | Level: (low/med) Low
% Moisture: 22.1 | GPC Cleanup:(Y/N) N
Analysis Batch No.: 617705 | Units: ug/Kg

CAS NO.	COMPOUND NAME	RESULT	Q	RL	MDL
95-95-4	2,4,5-Trichlorophenol	220	U	220	59
88-06-2	2,4,6-Trichlorophenol	220	U	220	43
120-83-2	2,4-Dichlorophenol	220	U	220	23
105-67-9	2,4-Dimethylphenol	220	U	220	52
51-28-5	2,4-Dinitrophenol	2100	U	2100	1000
121-14-2	2,4-Dinitrotoluene	220	U	220	45
606-20-2	2,6-Dinitrotoluene	220	U	220	26
91-58-7	2-Chloronaphthalene	220	U	220	36
95-57-8	2-Chlorophenol	420	U	420	40
91-57-6	2-Methylnaphthalene	220	U	220	43
95-48-7	2-Methylphenol	220	U	220	26
88-74-4	2-Nitroaniline	420	U	420	32
88-75-5	2-Nitrophenol	220	U	220	61
91-94-1	3,3'-Dichlorobenzidine	420	U	420	260
99-09-2	3-Nitroaniline	420	U	420	60
534-52-1	4,6-Dinitro-2-methylphenol	420	U	420	220
101-55-3	4-Bromophenyl phenyl ether	220	U	220	31
59-50-7	4-Chloro-3-methylphenol	220	U	220	54
106-47-8	4-Chloroaniline	220	U	220	54
7005-72-3	4-Chlorophenyl phenyl ether	220	U	220	27
106-44-5	4-Methylphenol	420	U	420	26
100-01-6	4-Nitroaniline	420	U	420	110
100-02-7	4-Nitrophenol	420	U	420	150
83-32-9	Acenaphthene	220	U	220	32
208-96-8	Acenaphthylene	220	U	220	28
98-86-2	Acetophenone	220	U	220	29
120-12-7	Anthracene	220	U	220	54
1912-24-9	Atrazine	220	U *+	220	75
100-52-7	Benzaldehyde	220	U	220	170
56-55-3	Benzo[a]anthracene	220	U	220	22
50-32-8	Benzo[a]pyrene	220	U	220	32
205-99-2	Benzo[b]fluoranthene	220	U	220	34
191-24-2	Benzo[g,h,i]perylene	220	U	220	23
207-08-9	Benzo[k]fluoranthene	220	U	220	28

FORM I
GC/MS SEMI VOA ORGANICS ANALYSIS DATA SHEET

Lab Name: Eurofins Buffalo | Job No.: 480-195639-1
SDG No.:
Client Sample ID: B-36 | Lab Sample ID: 480-195639-10
Matrix: Solid | Lab File ID: Z000913.D
Analysis Method: 8270D | Date Collected: 03/09/2022 10:20
Extract. Method: 3550C | Date Extracted: 03/11/2022 07:57
Sample wt/vol: 30.16(g) | Date Analyzed: 03/14/2022 15:28
Con. Extract Vol.: 1(mL) | Dilution Factor: 1
Injection Volume: 1(uL) | Level: (low/med) Low
% Moisture: 22.1 | GPC Cleanup:(Y/N) N
Analysis Batch No.: 617705 | Units: ug/Kg

CAS NO.	COMPOUND NAME	RESULT	Q	RL	MDL	
92-52-4	Biphenyl	220	U	220	32	
108-60-1	bis (2-chloroisopropyl) ether	220	U	220	43	
111-91-1	Bis(2-chloroethoxy)methane	220	U	220	46	
111-44-4	Bis(2-chloroethyl)ether	220	U	220	28	
117-81-7	Bis(2-ethylhexyl) phthalate	220	U	220	74	
85-68-7	Butyl benzyl phthalate	220 U ~~36~~	~~J B~~	220	36	
105-60-2	Caprolactam	220	U	220	65	
86-74-8	Carbazole	220	U	220	26	
218-01-9	Chrysene	220	U	220	49	
53-70-3	Dibenz(a,h)anthracene	220	U	220	38	
132-64-9	Dibenzofuran	220	U	220	26	
84-66-2	Diethyl phthalate	220	U	220	28	
131-11-3	Dimethyl phthalate	220	U	220	26	
84-74-2	Di-n-butyl phthalate	220	U	220	37	
117-84-0	Di-n-octyl phthalate	220	U	220	26	
206-44-0	Fluoranthene	220	U	220	23	
86-73-7	Fluorene	220	U	220	26	
118-74-1	Hexachlorobenzene	220	U	220	29	
87-68-3	Hexachlorobutadiene	220	U	220	32	
77-47-4	Hexachlorocyclopentadiene	220	U	220	29	
67-72-1	Hexachloroethane	220	U	220	28	
193-39-5	Indeno[1,2,3-cd]pyrene	220	U	220	27	
78-59-1	Isophorone	220	U	220	46	
91-20-3	Naphthalene	220	U	220	28	
98-95-3	Nitrobenzene	220	U	220	24	
621-64-7	N-Nitrosodi-n-propylamine	220	U	220	37	UJ
86-30-6	N-Nitrosodiphenylamine	220	U	220	180	
87-86-5	Pentachlorophenol	420	U	420	220	
85-01-8	Phenanthrene	220	U	220	32	
108-95-2	Phenol	220	U	220	33	
129-00-0	Pyrene	220	U	220	26	

MKP 3/22/2022

FORM I
GC/MS SEMI VOA ORGANICS ANALYSIS DATA SHEET

Lab Name: Eurofins Buffalo | Job No.: 480-195639-1
SDG No.:
Client Sample ID: B-16 | Lab Sample ID: 480-195639-11
Matrix: Solid | Lab File ID: Z000914.D
Analysis Method: 8270D | Date Collected: 03/09/2022 10:10
Extract. Method: 3550C | Date Extracted: 03/11/2022 07:57
Sample wt/vol: 30.11(g) | Date Analyzed: 03/14/2022 15:45
Con. Extract Vol.: 1(mL) | Dilution Factor: 1
Injection Volume: 1(uL) | Level: (low/med) Low
% Moisture: 23.7 | GPC Cleanup:(Y/N) N
Analysis Batch No.: 617705 | Units: ug/Kg

CAS NO.	COMPOUND NAME	RESULT	Q	RL	MDL
95-95-4	2,4,5-Trichlorophenol	220	U	220	60
88-06-2	2,4,6-Trichlorophenol	220	U	220	44
120-83-2	2,4-Dichlorophenol	220	U	220	23
105-67-9	2,4-Dimethylphenol	220	U	220	54
51-28-5	2,4-Dinitrophenol	2200	U	2200	1000
121-14-2	2,4-Dinitrotoluene	220	U	220	46
606-20-2	2,6-Dinitrotoluene	220	U	220	26
91-58-7	2-Chloronaphthalene	220	U	220	37
95-57-8	2-Chlorophenol	430	U	430	40
91-57-6	2-Methylnaphthalene	220	U	220	44
95-48-7	2-Methylphenol	220	U	220	26
88-74-4	2-Nitroaniline	430	U	430	33
88-75-5	2-Nitrophenol	220	U	220	63
91-94-1	3,3'-Dichlorobenzidine	430	U	430	260
99-09-2	3-Nitroaniline	430	U	430	61
534-52-1	4,6-Dinitro-2-methylphenol	430	U	430	220
101-55-3	4-Bromophenyl phenyl ether	220	U	220	31
59-50-7	4-Chloro-3-methylphenol	220	U	220	55
106-47-8	4-Chloroaniline	220	U	220	55
7005-72-3	4-Chlorophenyl phenyl ether	220	U	220	27
106-44-5	4-Methylphenol	430	U	430	26
100-01-6	4-Nitroaniline	430	U	430	120
100-02-7	4-Nitrophenol	430	U	430	160
83-32-9	Acenaphthene	220	U	220	33
208-96-8	Acenaphthylene	220	U	220	29
98-86-2	Acetophenone	220	U	220	30
120-12-7	Anthracene	220	U	220	55
1912-24-9	Atrazine	220	U *+	220	77
100-52-7	Benzaldehyde	220	U	220	180
56-55-3	Benzo[a]anthracene	220	U	220	22
50-32-8	Benzo[a]pyrene	220	U	220	33
205-99-2	Benzo[b]fluoranthene	220	U	220	35
191-24-2	Benzo[g,h,i]perylene	220	U	220	23
207-08-9	Benzo[k]fluoranthene	220	U	220	29

FORM I
GC/MS SEMI VOA ORGANICS ANALYSIS DATA SHEET

Lab Name: Eurofins Buffalo | Job No.: 480-195639-1
SDG No.:
Client Sample ID: B-16 | Lab Sample ID: 480-195639-11
Matrix: Solid | Lab File ID: Z000914.D
Analysis Method: 8270D | Date Collected: 03/09/2022 10:10
Extract. Method: 3550C | Date Extracted: 03/11/2022 07:57
Sample wt/vol: 30.11(g) | Date Analyzed: 03/14/2022 15:45
Con. Extract Vol.: 1(mL) | Dilution Factor: 1
Injection Volume: 1(uL) | Level: (low/med) Low
% Moisture: 23.7 | GPC Cleanup:(Y/N) N
Analysis Batch No.: 617705 | Units: ug/Kg

CAS NO.	COMPOUND NAME	RESULT	Q	RL	MDL	
92-52-4	Biphenyl	220	U	220	33	
108-60-1	bis (2-chloroisopropyl) ether	220	U	220	44	
111-91-1	Bis(2-chloroethoxy)methane	220	U	220	47	
111-44-4	Bis(2-chloroethyl)ether	220	U	220	29	
117-81-7	Bis(2-ethylhexyl) phthalate	220	U	220	76	
85-68-7	Butyl benzyl phthalate	220	U	220	37	
105-60-2	Caprolactam	220	U	220	67	
86-74-8	Carbazole	220	U	220	26	
218-01-9	Chrysene	220	U	220	50	
53-70-3	Dibenz(a,h)anthracene	220	U	220	39	
132-64-9	Dibenzofuran	220	U	220	26	
84-66-2	Diethyl phthalate	220	U	220	29	
131-11-3	Dimethyl phthalate	220	U	220	26	
84-74-2	Di-n-butyl phthalate	220	U	220	38	
117-84-0	Di-n-octyl phthalate	220	U	220	26	
206-44-0	Fluoranthene	220	U	220	23	
86-73-7	Fluorene	220	U	220	26	
118-74-1	Hexachlorobenzene	220	U	220	30	
87-68-3	Hexachlorobutadiene	220	U	220	33	
77-47-4	Hexachlorocyclopentadiene	220	U	220	30	
67-72-1	Hexachloroethane	220	U	220	29	
193-39-5	Indeno[1,2,3-cd]pyrene	220	U	220	27	
78-59-1	Isophorone	220	U	220	47	
91-20-3	Naphthalene	220	U	220	29	
98-95-3	Nitrobenzene	220	U	220	25	
621-64-7	N-Nitrosodi-n-propylamine	220	U	220	38	UJ
86-30-6	N-Nitrosodiphenylamine	220	U	220	180	
87-86-5	Pentachlorophenol	430	U	430	220	
85-01-8	Phenanthrene	220	U	220	33	
108-95-2	Phenol	220	U	220	34	
129-00-0	Pyrene	220	U	220	26	

MKP 3/22/2022

METALS

No data validation qualifiers were added

MKP 3/22/2022

COVER PAGE
METALS

Lab Name: Eurofins Buffalo Job Number: 480-195639-1

SDG No.:

Project: Project #1 - Pilgrim Village Family

Client Sample ID	Lab Sample ID
B-56	480-195639-1
B-57	480-195639-2
B-58	480-195639-3
B-59	480-195639-4
B-27	480-195639-5
B-60	480-195639-6
B-61	480-195639-7
B-62	480-195639-8
B-63	480-195639-9
B-36	480-195639-10
B-16	480-195639-11

Comments:

1A-IN
INORGANIC ANALYSIS DATA SHEET
METALS

Client Sample ID: B-56
Lab Sample ID: 480-195639-1
Lab Name: Eurofins Buffalo
Job No.: 480-195639-1
SDG ID.:
Matrix: Solid
Date Sampled: 03/09/2022 11:00
Reporting Basis: DRY
Date Received: 03/09/2022 15:45
% Solids: 80.4

CAS No.	Analyte	Result	RL	MDL	Units	C	Q	DIL	Method
7440-38-2	Arsenic	2.5	2.4	0.49	mg/Kg			1	6010C
7440-39-3	Barium	166	0.61	0.13	mg/Kg			1	6010C
7439-92-1	Lead	12.5	1.2	0.29	mg/Kg			1	6010C
7440-66-6	Zinc	79.3	2.4	0.78	mg/Kg			1	6010C
7439-97-6	Mercury	0.017	0.025	0.0058	mg/Kg	J		1	7471B

1A-IN
INORGANIC ANALYSIS DATA SHEET
METALS

Client Sample ID: B-57
Lab Sample ID: 480-195639-2
Lab Name: Eurofins Buffalo
Job No.: 480-195639-1
SDG ID.:
Matrix: Solid
Date Sampled: 03/09/2022 11:10
Reporting Basis: DRY
Date Received: 03/09/2022 15:45
% Solids: 76.0

CAS No.	Analyte	Result	RL	MDL	Units	C	Q	DIL	Method
7440-38-2	Arsenic	5.1	2.6	0.52	mg/Kg			1	6010C
7440-39-3	Barium	207	0.65	0.14	mg/Kg			1	6010C
7439-92-1	Lead	15.2	1.3	0.31	mg/Kg			1	6010C
7440-66-6	Zinc	73.9	2.6	0.83	mg/Kg			1	6010C
7439-97-6	Mercury	0.013	0.027	0.0062	mg/Kg	J		1	7471B

1A-IN
INORGANIC ANALYSIS DATA SHEET
METALS

Client Sample ID: B-58
Lab Sample ID: 480-195639-3
Lab Name: Eurofins Buffalo
Job No.: 480-195639-1
SDG ID.:
Matrix: Solid
Date Sampled: 03/09/2022 11:20
Reporting Basis: DRY
Date Received: 03/09/2022 15:45
% Solids: 84.1

CAS No.	Analyte	Result	RL	MDL	Units	C	Q	DIL	Method
7440-38-2	Arsenic	7.8	2.4	0.47	mg/Kg			1	6010C
7440-39-3	Barium	171	0.59	0.13	mg/Kg			1	6010C
7439-92-1	Lead	12.9	1.2	0.28	mg/Kg			1	6010C
7440-66-6	Zinc	79.4	2.4	0.76	mg/Kg			1	6010C
7439-97-6	Mercury	0.013	0.024	0.0056	mg/Kg	J		1	7471B

1A-IN
INORGANIC ANALYSIS DATA SHEET
METALS

Client Sample ID: B-59
Lab Sample ID: 480-195639-4
Lab Name: Eurofins Buffalo
Job No.: 480-195639-1
SDG ID.:
Matrix: Solid
Date Sampled: 03/09/2022 11:30
Reporting Basis: DRY
Date Received: 03/09/2022 15:45
% Solids: 80.0

CAS No.	Analyte	Result	RL	MDL	Units	C	Q	DIL	Method
7440-38-2	Arsenic	7.1	2.6	0.51	mg/Kg			1	6010C
7440-39-3	Barium	147	0.64	0.14	mg/Kg			1	6010C
7439-92-1	Lead	17.9	1.3	0.31	mg/Kg			1	6010C
7440-66-6	Zinc	67.5	2.6	0.82	mg/Kg			1	6010C
7439-97-6	Mercury	0.017	0.025	0.0057	mg/Kg	J		1	7471B

1A-IN
INORGANIC ANALYSIS DATA SHEET
METALS

Client Sample ID: B-27
Lab Sample ID: 480-195639-5
Lab Name: Eurofins Buffalo
Job No.: 480-195639-1
SDG ID.:
Matrix: Solid
Date Sampled: 03/09/2022 10:30
Reporting Basis: DRY
Date Received: 03/09/2022 15:45
% Solids: 85.1

CAS No.	Analyte	Result	RL	MDL	Units	C	Q	DIL	Method
7440-38-2	Arsenic	2.6	2.4	0.48	mg/Kg			1	6010C
7440-39-3	Barium	76.8	0.60	0.13	mg/Kg			1	6010C
7439-92-1	Lead	15.0	1.2	0.29	mg/Kg			1	6010C
7440-66-6	Zinc	59.9	2.4	0.77	mg/Kg			1	6010C
7439-97-6	Mercury	0.0089	0.024	0.0055	mg/Kg	J		1	7471B

1A-IN
INORGANIC ANALYSIS DATA SHEET
METALS

Client Sample ID: B-60
Lab Sample ID: 480-195639-6
Lab Name: Eurofins Buffalo
Job No.: 480-195639-1
SDG ID.:
Matrix: Solid
Date Sampled: 03/09/2022 11:40
Reporting Basis: DRY
Date Received: 03/09/2022 15:45
% Solids: 77.6

CAS No.	Analyte	Result	RL	MDL	Units	C	Q	DIL	Method
7440-38-2	Arsenic	4.3	2.6	0.51	mg/Kg			1	6010C
7440-39-3	Barium	161	0.64	0.14	mg/Kg			1	6010C
7439-92-1	Lead	13.2	1.3	0.31	mg/Kg			1	6010C
7440-66-6	Zinc	89.1	2.6	0.82	mg/Kg			1	6010C
7439-97-6	Mercury	0.016	0.025	0.0059	mg/Kg	J		1	7471B

1A-IN
INORGANIC ANALYSIS DATA SHEET
METALS

Client Sample ID: B-61
Lab Sample ID: 480-195639-7
Lab Name: Eurofins Buffalo
Job No.: 480-195639-1
SDG ID.:
Matrix: Solid
Date Sampled: 03/09/2022 11:50
Reporting Basis: DRY
Date Received: 03/09/2022 15:45
% Solids: 80.8

CAS No.	Analyte	Result	RL	MDL	Units	C	Q	DIL	Method
7440-38-2	Arsenic	4.5	2.4	0.48	mg/Kg			1	6010C
7440-39-3	Barium	170	0.60	0.13	mg/Kg			1	6010C
7439-92-1	Lead	13.7	1.2	0.29	mg/Kg			1	6010C
7440-66-6	Zinc	69.4	2.4	0.77	mg/Kg			1	6010C
7439-97-6	Mercury	0.025	0.024	0.0056	mg/Kg			1	7471B

1A-IN
INORGANIC ANALYSIS DATA SHEET
METALS

Client Sample ID: B-62
Lab Sample ID: 480-195639-8
Lab Name: Eurofins Buffalo
Job No.: 480-195639-1
SDG ID.:
Matrix: Solid
Date Sampled: 03/09/2022 12:00
Reporting Basis: DRY
Date Received: 03/09/2022 15:45
% Solids: 80.0

CAS No.	Analyte	Result	RL	MDL	Units	C	Q	DIL	Method
7440-38-2	Arsenic	6.7	2.5	0.51	mg/Kg			1	6010C
7440-39-3	Barium	126	0.63	0.14	mg/Kg			1	6010C
7439-92-1	Lead	13.8	1.3	0.30	mg/Kg			1	6010C
7440-66-6	Zinc	73.9	2.5	0.81	mg/Kg			1	6010C
7439-97-6	Mercury	0.014	0.023	0.0053	mg/Kg	J		1	7471B

1A-IN
INORGANIC ANALYSIS DATA SHEET
METALS

Client Sample ID: B-63
Lab Sample ID: 480-195639-9
Lab Name: Eurofins Buffalo
Job No.: 480-195639-1
SDG ID.:
Matrix: Solid
Date Sampled: 03/09/2022 12:10
Reporting Basis: DRY
Date Received: 03/09/2022 15:45
% Solids: 79.6

CAS No.	Analyte	Result	RL	MDL	Units	C	Q	DIL	Method
7440-38-2	Arsenic	3.5	2.4	0.49	mg/Kg			1	6010C
7440-39-3	Barium	104	0.61	0.13	mg/Kg			1	6010C
7439-92-1	Lead	11.6	1.2	0.29	mg/Kg			1	6010C
7440-66-6	Zinc	58.2	2.4	0.78	mg/Kg			1	6010C
7439-97-6	Mercury	0.014	0.024	0.0055	mg/Kg	J		1	7471B

1A-IN
INORGANIC ANALYSIS DATA SHEET
METALS

Client Sample ID: B-36

Lab Sample ID: 480-195639-10

Lab Name: Eurofins Buffalo

Job No.: 480-195639-1

SDG ID.:

Matrix: Solid

Date Sampled: 03/09/2022 10:20

Reporting Basis: DRY

Date Received: 03/09/2022 15:45

% Solids: 77.9

CAS No.	Analyte	Result	RL	MDL	Units	C	Q	DIL	Method
7440-38-2	Arsenic	5.5	2.6	0.53	mg/Kg			1	6010C
7440-39-3	Barium	119	0.66	0.15	mg/Kg			1	6010C
7439-92-1	Lead	17.7	1.3	0.32	mg/Kg			1	6010C
7440-66-6	Zinc	88.4	2.6	0.85	mg/Kg			1	6010C
7439-97-6	Mercury	0.014	0.025	0.0058	mg/Kg	J		1	7471B

1A-IN
INORGANIC ANALYSIS DATA SHEET
METALS

Client Sample ID: B-16
Lab Sample ID: 480-195639-11
Lab Name: Eurofins Buffalo
Job No.: 480-195639-1
SDG ID.:
Matrix: Solid
Date Sampled: 03/09/2022 10:10
Reporting Basis: DRY
Date Received: 03/09/2022 15:45
% Solids: 76.3

CAS No.	Analyte	Result	RL	MDL	Units	C	Q	DIL	Method
7440-38-2	Arsenic	8.1	2.5	0.50	mg/Kg			1	6010C
7440-39-3	Barium	158	0.63	0.14	mg/Kg			1	6010C
7439-92-1	Lead	23.8	1.3	0.30	mg/Kg			1	6010C
7440-66-6	Zinc	82.7	2.5	0.80	mg/Kg			1	6010C
7439-97-6	Mercury	0.023	0.027	0.0062	mg/Kg	J		1	7471B

GENERAL CHEMISTRY

No data validation qualifiers were added

MKP 3/22/2022

COVER PAGE
GENERAL CHEMISTRY

Lab Name: Eurofins Buffalo Job Number: 480-195639-1

SDG No.:

Project: Project #1 - Pilgrim Village Family

Client Sample ID	Lab Sample ID
B-56	480-195639-1
B-57	480-195639-2
B-58	480-195639-3
B-59	480-195639-4
B-27	480-195639-5
B-60	480-195639-6
B-61	480-195639-7
B-62	480-195639-8
B-63	480-195639-9
B-36	480-195639-10
B-16	480-195639-11

Comments:

General Chemistry Raw Data Report

Job ID: 480-195639-1

Batch: 617498 **Analyst Initials: IMZ**

Method: Moisture **Instrument: No Equipment Used for this Test**

Lab Sample ID: 480-195639-B-1 — Analysis Date: Mar 10, 2022 16:48

Analyte	Detector	Dilution	Raw Result	Unit
Percent Moisture	None	1	19.5673549655851	%
Percent Solids	None	1	80.4326450344149	%

Lab Sample ID: 480-195639-A-2 — Analysis Date: Mar 10, 2022 16:48

Analyte	Detector	Dilution	Raw Result	Unit
Percent Moisture	None	1	24.0391861341371	%
Percent Solids	None	1	75.9608138658629	%

Lab Sample ID: 480-195639-B-3 — Analysis Date: Mar 10, 2022 16:48

Analyte	Detector	Dilution	Raw Result	Unit
Percent Moisture	None	1	15.9037558685446	%
Percent Solids	None	1	84.0962441314554	%

Lab Sample ID: 480-195639-B-4 — Analysis Date: Mar 10, 2022 16:48

Analyte	Detector	Dilution	Raw Result	Unit
Percent Moisture	None	1	20.0289226319595	%
Percent Solids	None	1	79.9710773680405	%

Lab Sample ID: 480-195639-A-5 — Analysis Date: Mar 10, 2022 16:48

Analyte	Detector	Dilution	Raw Result	Unit
Percent Moisture	None	1	14.8578811369509	%
Percent Solids	None	1	85.1421188630491	%

Lab Sample ID: 480-195639-A-6 — Analysis Date: Mar 10, 2022 16:48

Analyte	Detector	Dilution	Raw Result	Unit
Percent Moisture	None	1	22.4441833137485	%
Percent Solids	None	1	77.5558166862515	%

Lab Sample ID: 480-195639-C-7 — Analysis Date: Mar 10, 2022 16:48

Analyte	Detector	Dilution	Raw Result	Unit
Percent Moisture	None	1	19.1526919682259	%
Percent Solids	None	1	80.8473080317741	%

Lab Sample ID: 480-195639-B-8 — Analysis Date: Mar 10, 2022 16:48

Analyte	Detector	Dilution	Raw Result	Unit
Percent Moisture	None	1	20.0364298724955	%
Percent Solids	None	1	79.9635701275045	%

Lab Sample ID: 480-195639-A-9 — Analysis Date: Mar 10, 2022 16:48

Analyte	Detector	Dilution	Raw Result	Unit
Percent Moisture	None	1	20.3551912568306	%
Percent Solids	None	1	79.6448087431694	%

General Chemistry Raw Data Report

Job ID: 480-195639-1

Batch: 617498 (Continued) **Analyst Initials: IMZ**

Method: Moisture **Instrument: No Equipment Used for this Test**

Lab Sample ID: 480-195639-A-10 **Analysis Date: Mar 10, 2022 16:48**

Analyte	Detector	Dilution	Raw Result	Unit
Percent Moisture	None	1	22.1223021582734	%
Percent Solids	None	1	77.8776978417266	%

Lab Sample ID: 480-195639-C-11 **Analysis Date: Mar 10, 2022 16:48**

Analyte	Detector	Dilution	Raw Result	Unit
Percent Moisture	None	1	23.6734693877551	%
Percent Solids	None	1	76.3265306122449	%

Appendix B

Laboratory QC Documentation

FORM III
GC/MS VOA LAB CONTROL SAMPLE RECOVERY

Lab Name: Eurofins Buffalo Job No.: 480-195639-1

SDG No.:

Matrix: Solid Level: Low Lab File ID: M02627.D

Lab ID: LCS 480-617488/1-A Client ID:

COMPOUND	SPIKE ADDED (ug/Kg)	LCS CONCENTRATION (ug/Kg)	LCS % REC	QC LIMITS REC	#
1,1,1-Trichloroethane	50.0	55.2	110	77-121	
1,1,2,2-Tetrachloroethane	50.0	42.1	84	80-120	
1,1,2-Trichloro-1,2,2-trifluoroethane	50.0	40.1	80	60-140	
1,1,2-Trichloroethane	50.0	46.9	94	78-122	
1,1-Dichloroethane	50.0	55.4	111	73-126	
1,1-Dichloroethene	50.0	45.5	91	59-125	
1,2,4-Trichlorobenzene	50.0	48.5	97	64-120	
1,2-Dibromo-3-Chloropropane	50.0	41.0	82	63-124	
1,2-Dibromoethane	50.0	50.2	100	78-120	
1,2-Dichlorobenzene	50.0	47.2	94	75-120	
1,2-Dichloroethane	50.0	51.5	103	77-122	
1,2-Dichloropropane	50.0	53.1	106	75-124	
1,3-Dichlorobenzene	50.0	49.8	100	74-120	
1,4-Dichlorobenzene	50.0	47.9	96	73-120	
2-Butanone (MEK)	250	260	104	70-134	
2-Hexanone	250	255	102	59-130	
4-Methyl-2-pentanone (MIBK)	250	225	90	65-133	
Acetone	250	221	88	61-137	
Benzene	50.0	57.2	114	79-127	
Bromodichloromethane	50.0	52.0	104	80-122	
Bromoform	50.0	47.0	94	68-126	
Bromomethane	50.0	52.8	106	37-149	
Carbon disulfide	50.0	42.3	85	64-131	
Carbon tetrachloride	50.0	56.8	114	75-135	
Chlorobenzene	50.0	51.2	102	76-124	
Chloroethane	50.0	50.8	102	69-135	
Chloroform	50.0	54.9	110	80-120	
Chloromethane	50.0	55.4	111	63-127	
cis-1,2-Dichloroethene	50.0	53.4	107	81-120	
cis-1,3-Dichloropropene	50.0	54.4	109	80-120	
Cyclohexane	50.0	51.2	102	65-120	
Dibromochloromethane	50.0	50.7	101	76-125	
Dichlorodifluoromethane	50.0	56.4	113	57-142	
Ethylbenzene	50.0	56.1	112	80-120	
Isopropylbenzene	50.0	53.8	108	72-120	
Methyl acetate	100	84.4	84	55-136	
Methyl tert-butyl ether	50.0	42.2	84	63-125	
Methylcyclohexane	50.0	60.9	122	60-140	
Methylene Chloride	50.0	32.4	65	61-127	
Styrene	50.0	50.8	102	80-120	
Tetrachloroethene	50.0	61.8	124	74-122	*+

Column to be used to flag recovery and RPD values

FORM III 8260C

FORM III
GC/MS VOA MATRIX SPIKE RECOVERY

Lab Name: Eurofins Buffalo Job No.: 480-195639-1

SDG No.:

Matrix: Solid Level: Low Lab File ID: M02641.D

Lab ID: 480-195639-11 MS Client ID: B-16 MS

COMPOUND	SPIKE ADDED (ug/Kg)	SAMPLE CONCENTRATION (ug/Kg)	MS CONCENTRATION (ug/Kg)	MS % REC	QC LIMITS REC	#
1,1,1-Trichloroethane	65.5	6.6 U	60.7	93	77-121	vs
1,1,2,2-Tetrachloroethane	65.5	6.6 U	43.6	67	80-120	F1 vs
1,1,2-Trichloro-1,2,2-trifluoroethane	65.5	6.6 U	27.5	42	60-140	F1 vs
1,1,2-Trichloroethane	65.5	6.6 U	55.6	85	78-122	vs
1,1-Dichloroethane	65.5	6.6 U	65.2	100	73-126	vs
1,1-Dichloroethene	65.5	6.6 U	44.3	68	59-125	vs
1,2,4-Trichlorobenzene	65.5	6.6 U	41.1	63	64-120	F1 vs
1,2-Dibromo-3-Chloropropane	65.5	6.6 U	38.5	59	63-124	F1 vs
1,2-Dibromoethane	65.5	6.6 U	52.4	80	78-120	vs
1,2-Dichlorobenzene	65.5	6.6 U	50.2	77	75-120	vs
1,2-Dichloroethane	65.5	6.6 U	61.5	94	77-122	vs
1,2-Dichloropropane	65.5	6.6 U	65.5	100	75-124	vs
1,3-Dichlorobenzene	65.5	6.6 U	52.6	80	74-120	vs
1,4-Dichlorobenzene	65.5	6.6 U	54.2	83	73-120	vs
2-Butanone (MEK)	328	33 U	203	62	70-134	F1 vs
2-Hexanone	328	33 U	218	67	59-130	vs
4-Methyl-2-pentanone (MIBK)	328	33 U	208	64	65-133	F1 vs
Acetone	328	33 U	207	63	61-137	vs
Benzene	65.5	6.6 U	65.1	99	79-127	vs
Bromodichloromethane	65.5	6.6 U	65.6	100	80-122	vs
Bromoform	65.5	6.6 U	50.1	76	68-126	vs
Bromomethane	65.5	6.6 U	59.7	91	37-149	vs
Carbon disulfide	65.5	6.6 U	46.0	70	64-131	vs
Carbon tetrachloride	65.5	6.6 U	62.6	96	75-135	vs
Chlorobenzene	65.5	6.6 U	60.1	92	76-124	vs
Chloroethane	65.5	6.6 U	34.3	52	69-135	F1 vs
Chloroform	65.5	6.6 U	69.2	106	80-120	vs
Chloromethane	65.5	6.6 U	62.1	95	63-127	vs
cis-1,2-Dichloroethene	65.5	6.6 U	61.8	94	80-120	vs
cis-1,3-Dichloropropene	65.5	6.6 U	64.3	98	80-120	vs
Cyclohexane	65.5	6.6 U	47.2	72	65-120	vs
Dibromochloromethane	65.5	6.6 U	58.7	90	76-125	vs
Dichlorodifluoromethane	65.5	6.6 U	52.1	80	57-142	vs
Ethylbenzene	65.5	6.6 U	63.0	96	80-120	vs
Isopropylbenzene	65.5	6.6 U	58.1	89	72-120	vs
Methyl acetate	131	33 U	92.9	71	55-136	vs
Methyl tert-butyl ether	65.5	6.6 U	47.3	72	63-125	vs
Methylcyclohexane	65.5	6.6 U	55.7	85	60-140	vs
Methylene Chloride	65.5	6.6 U	38.4	59	61-127	F1 vs
Styrene	65.5	6.6 U	62.9	96	80-120	vs
Tetrachloroethene	65.5	6.6 U	61.1	93	74-122	vs

Column to be used to flag recovery and RPD values

FORM III 8260C

FORM III
GC/MS VOA MATRIX SPIKE DUPLICATE RECOVERY

Lab Name: Eurofins Buffalo Job No.: 480-195639-1

SDG No.:

Matrix: Solid Level: Low Lab File ID: M02642.D

Lab ID: 480-195639-11 MSD Client ID: B-16 MSD

COMPOUND	SPIKE ADDED (ug/Kg)	MSD CONCENTRATION (ug/Kg)	MSD % REC	% RPD	QC LIMITS RPD	QC LIMITS REC	#
1,1,1-Trichloroethane	63.4	55.4	87	9	30	77-121	vs
1,1,2,2-Tetrachloroethane	63.4	42.5	67	3	30	80-120	F1 vs
1,1,2-Trichloro-1,2,2-trifluoroethane	63.4	23.0	36	18	30	60-140	F1 vs
1,1,2-Trichloroethane	63.4	49.0	77	13	30	78-122	F1 vs
1,1-Dichloroethane	63.4	59.0	93	10	30	73-126	vs
1,1-Dichloroethene	63.4	39.2	62	12	30	59-125	vs
1,2,4-Trichlorobenzene	63.4	41.3	65	0	30	64-120	vs
1,2-Dibromo-3-Chloropropane	63.4	39.5	62	3	30	63-124	F1 vs
1,2-Dibromoethane	63.4	49.5	78	6	30	78-120	vs
1,2-Dichlorobenzene	63.4	49.1	78	2	30	75-120	vs
1,2-Dichloroethane	63.4	58.7	93	5	30	77-122	vs
1,2-Dichloropropane	63.4	58.6	92	11	30	75-124	vs
1,3-Dichlorobenzene	63.4	50.1	79	5	30	74-120	vs
1,4-Dichlorobenzene	63.4	50.2	79	8	30	73-120	vs
2-Butanone (MEK)	317	196	62	4	30	70-134	F1 vs
2-Hexanone	317	190	60	14	30	59-130	vs
4-Methyl-2-pentanone (MIBK)	317	191	60	9	30	65-133	F1 vs
Acetone	317	181	57	13	30	61-137	F1 vs
Benzene	63.4	60.6	96	7	30	79-127	vs
Bromodichloromethane	63.4	62.7	99	5	30	80-122	vs
Bromoform	63.4	45.8	72	9	30	68-126	vs
Bromomethane	63.4	57.6	91	4	30	37-149	vs
Carbon disulfide	63.4	37.9	60	19	30	64-131	F1 vs
Carbon tetrachloride	63.4	54.9	87	13	30	75-135	vs
Chlorobenzene	63.4	54.7	86	10	30	76-124	vs
Chloroethane	63.4	40.5	64	17	30	69-135	F1 vs
Chloroform	63.4	61.6	97	12	30	80-120	vs
Chloromethane	63.4	58.0	92	7	30	63-127	vs
cis-1,2-Dichloroethene	63.4	59.9	95	3	30	80-120	vs
cis-1,3-Dichloropropene	63.4	58.2	92	10	30	80-120	vs
Cyclohexane	63.4	41.2	65	14	30	65-120	vs
Dibromochloromethane	63.4	53.5	84	9	30	76-125	vs
Dichlorodifluoromethane	63.4	45.7	72	13	30	57-142	vs
Ethylbenzene	63.4	56.3	89	11	30	80-120	vs
Isopropylbenzene	63.4	54.7	86	6	30	72-120	vs
Methyl acetate	127	81.8	65	13	30	55-136	vs
Methyl tert-butyl ether	63.4	41.9	66	12	30	63-125	vs
Methylcyclohexane	63.4	47.7	75	16	30	60-140	vs
Methylene Chloride	63.4	39.7	63	3	30	61-127	vs
Styrene	63.4	55.5	88	13	30	80-120	vs
Tetrachloroethene	63.4	52.7	83	15	30	74-122	vs

Column to be used to flag recovery and RPD values

FORM III 8260C

FORM VII
GC/MS VOA CONTINUING CALIBRATION DATA

Lab Name: Eurofins Buffalo Job No.: 480-195639-1

SDG No.:

Lab Sample ID: CCVIS 480-617489/6 Calibration Date: 03/10/2022 19:49

Instrument ID: HP5977M Calib Start Date: 12/08/2021 14:19

GC Column: ZB-624 (30) VOA ID: 0.25(mm) Calib End Date: 12/08/2021 16:43

Lab File ID: M02625.D Conc. Units: ug/L Heated Purge: (Y/N) Y

ANALYTE	CURVE TYPE	AVE RRF	RRF	MIN RRF	CALC AMOUNT	SPIKE AMOUNT	%D	MAX %D	
Dichlorodifluoromethane	Ave	1.473	1.801	0.1000	61.1	50.0	22.3	50.0	
Chloromethane	Ave	2.120	2.420	0.1000	57.1	50.0	14.2	20.0	
Vinyl chloride	Ave	1.643	1.996	0.1000	60.7	50.0	21.5*	20.0	
Butadiene	Ave	1.682	1.972		58.6	50.0	17.2	20.0	
Bromomethane	Ave	1.056	1.108	0.1000	52.5	50.0	4.9	50.0	
Chloroethane	Ave	0.9681	1.121	0.1000	57.9	50.0	15.8	50.0	
Trichlorofluoromethane	Ave	2.213	2.490	0.1000	56.3	50.0	12.6	20.0	
Dichlorofluoromethane	Ave	2.453	2.918		59.5	50.0	18.9	20.0	
Ethyl ether	Lin1		1.488		59.4	50.0	18.8	20.0	
1,1,2-Trichloro-1,2,2-trifluoroethane	Ave	1.178	1.122	0.1000	47.6	50.0	-4.8	20.0	
Acrolein	Ave	0.2319	0.1528		165	250	-34.1	50.0	
1,1-Dichloroethene	Ave	1.069	1.072	0.1000	50.1	50.0	0.3	20.0	
Acetone	Ave	0.6606	0.7069	0.1000	268	250	7.0	50.0	
Iodomethane	Ave	2.019	2.181		54.0	50.0	8.0	20.0	
Carbon disulfide	Ave	4.367	4.423	0.1000	50.6	50.0	1.3	20.0	
Allyl chloride	Ave	2.395	2.685		56.0	50.0	12.1	20.0	
Methyl acetate	Ave	1.341	1.320	0.1000	98.4	100	-1.6	50.0	
Methylene Chloride	Lin1		1.469	0.1000	42.4	50.0	-15.3	20.0	
2-Methyl-2-propanol	Ave	0.2489	0.2598		522	500	4.4	50.0	
Methyl tert-butyl ether	Ave	4.433	4.490	0.1000	50.6	50.0	1.3	20.0	
trans-1,2-Dichloroethene	Ave	1.205	1.382	0.1000	57.3	50.0	14.7	20.0	
Acrylonitrile	Ave	0.6781	0.7143		527	500	5.3	20.0	
Hexane	Ave	1.988	2.633		66.2	50.0	32.5*	20.0	NT
1,1-Dichloroethane	Ave	2.499	2.829	0.2000	56.6	50.0	13.2	20.0	
Vinyl acetate	Ave	3.379	3.992		118	100	18.1	20.0	
2,2-Dichloropropane	Ave	1.454	2.167		74.5	50.0	49.0*	20.0	NT
cis-1,2-Dichloroethene	Ave	1.365	1.598	0.1000	58.5	50.0	17.0	20.0	
2-Butanone (MEK)	Ave	0.8687	1.041	0.1000	300	250	19.9	20.0	
Chlorobromomethane	Ave	0.6757	0.7197		53.3	50.0	6.5	20.0	
Tetrahydrofuran	Ave	0.5663	0.6533		115	100	15.4	20.0	
Chloroform	Ave	2.538	3.002	0.2000	59.2	50.0	18.3	20.0	
Cyclohexane	Ave	2.437	2.606	0.1000	53.5	50.0	7.0	20.0	
1,1,1-Trichloroethane	Ave	2.145	2.596	0.1000	60.5	50.0	21.0*	20.0	
Carbon tetrachloride	Ave	1.800	2.195	0.1000	61.0	50.0	22.0*	20.0	
1,1-Dichloropropene	Ave	1.675	2.079		62.1	50.0	24.1*	20.0	NT
Benzene	Ave	4.630	5.304	0.5000	57.3	50.0	14.6	20.0	
Isobutyl alcohol	Ave	0.0950	0.1046		1380	1250	10.1	50.0	
1,2-Dichloroethane	Ave	2.337	2.620	0.1000	56.0	50.0	12.1	20.0	
n-Heptane	Ave	2.188	2.928		66.9	50.0	33.8*	20.0	NT
Trichloroethene	Ave	1.246	1.415	0.2000	56.8	50.0	13.5	20.0	

FORM II
GC/MS SEMI VOA SURROGATE RECOVERY

Lab Name: Eurofins Buffalo Job No.: 480-195639-1

SDG No.:

Matrix: Solid Level: Low

GC Column (1): Intuvo DB-5 ID: 0.18(mm)

Client Sample ID	Lab Sample ID	2FP #	PHL #	NBZ #	FBP #	TBP #	TPHd14 #
B-56	480-195639-1	82	89	80	88	88	98
B-57	480-195639-2	84	91	91	93	90	97
B-58	480-195639-3	81	86	88	88	79	97
B-59	480-195639-4	83	88	110	88	83	96
B-27	480-195639-5	83	83	86	88	94	88
B-60	480-195639-6	82	90	80	97	95	131 S1+
B-61	480-195639-7	97	99	84	95	93	129
B-62	480-195639-8	92	85	85	94	90	90
B-63	480-195639-9	111	92	87	96	93	101
B-36	480-195639-10	86	83	119	91	86	102
B-16	480-195639-11	86	88	85	87	91	102
	MB 480-617525/1-A	90	81	83	93	61	98
	LCS 480-617525/2-A	82	94	78	92	81	102

	QC LIMITS
2FP = 2-Fluorophenol	52-120
PHL = Phenol-d5	54-120
NBZ = Nitrobenzene-d5	53-120
FBP = 2-Fluorobiphenyl	60-120
TBP = 2,4,6-Tribromophenol	54-120
TPHd14 = p-Terphenyl-d14	79-130

Column to be used to flag recovery values

FORM II 8270D

FORM III
GC/MS SEMI VOA LAB CONTROL SAMPLE RECOVERY

Lab Name: Eurofins Buffalo Job No.: 480-195639-1

SDG No.:

Matrix: Solid Level: Low Lab File ID: Z000899.D

Lab ID: LCS 480-617525/2-A Client ID:

COMPOUND	SPIKE ADDED (ug/Kg)	LCS CONCENTRATION (ug/Kg)	LCS % REC	QC LIMITS REC	#
2,4,5-Trichlorophenol	1640	1600	97	59-126	
2,4,6-Trichlorophenol	1640	1590	96	59-123	
2,4-Dichlorophenol	1640	1460	89	61-120	
2,4-Dimethylphenol	1640	1670	102	59-120	
2,4-Dinitrophenol	3290	3410	104	41-146	
2,4-Dinitrotoluene	1640	1690	103	63-120	
2,6-Dinitrotoluene	1640	1610	98	66-120	
2-Chloronaphthalene	1640	1520	92	57-120	
2-Chlorophenol	1640	1370	83	53-120	
2-Methylnaphthalene	1640	1150	70	59-120	
2-Methylphenol	1640	1400	85	54-120	
2-Nitroaniline	1640	1560	95	61-120	
2-Nitrophenol	1640	1530	93	56-120	
3,3'-Dichlorobenzidine	3290	2870	87	54-120	
3-Nitroaniline	1640	1480	90	48-120	
4,6-Dinitro-2-methylphenol	3290	2540	77	49-122	
4-Bromophenyl phenyl ether	1640	1540	93	58-120	
4-Chloro-3-methylphenol	1640	1320	81	61-120	
4-Chloroaniline	1640	1180	71	38-120	
4-Chlorophenyl phenyl ether	1640	1710	104	63-124	
4-Methylphenol	1640	1400	85	55-120	
4-Nitroaniline	1640	1720	105	56-120	
4-Nitrophenol	3290	3330	101	43-147	
Acenaphthene	1640	1590	96	62-120	
Acenaphthylene	1640	1530	93	58-121	
Acetophenone	1640	1290	78	54-120	
Anthracene	1640	1760	107	62-120	
Atrazine	3290	4760	145	60-127	*+
Benzaldehyde	3290	1590	48	10-150	
Benzo[a]anthracene	1640	1740	106	65-120	
Benzo[a]pyrene	1640	1620	98	64-120	
Benzo[b]fluoranthene	1640	1820	111	64-120	
Benzo[g,h,i]perylene	1640	1810	110	45-145	
Benzo[k]fluoranthene	1640	1780	108	65-120	
Biphenyl	1640	1490	91	59-120	
bis (2-chloroisopropyl) ether	1640	1220	74	44-120	
Bis(2-chloroethoxy)methane	1640	1430	87	55-120	
Bis(2-chloroethyl)ether	1640	1540	94	45-120	
Bis(2-ethylhexyl) phthalate	1640	1800	109	61-133	
Butyl benzyl phthalate	1640	1820	111	61-129	
Caprolactam	3290	2850	87	47-120	
Carbazole	1640	1800	109	65-120	

Column to be used to flag recovery and RPD values

FORM III 8270D

FORM VII
GC/MS SEMI VOA CONTINUING CALIBRATION DATA

Lab Name: Eurofins Buffalo Job No.: 480-195639-1

SDG No.:

Lab Sample ID: CCVIS 480-617705/3 Calibration Date: 03/14/2022 10:37

Instrument ID: HP5977Z Calib Start Date: 03/09/2022 10:38

GC Column: Intuvo DB-5MS ID: 0.18(mm) Calib End Date: 03/09/2022 12:37

Lab File ID: Z000896.D Conc. Units: ug/L

ANALYTE	CURVE TYPE	AVE RRF	RRF	MIN RRF	CALC AMOUNT	SPIKE AMOUNT	%D	MAX %D	
1,4-Dioxane	Ave	0.5571	0.6872	0.0100	61700	50000	23.3*	20.0	NT
N-Nitrosodimethylamine	Ave	0.7773	0.8747	0.0100	56300	50000	12.5	50.0	
Pyridine	Ave	0.9391	1.054	0.0100	112000	100000	12.3	50.0	
Benzaldehyde	Ave	1.079	0.9655	0.0100	44700	50000	-10.5	50.0	
Phenol	Ave	1.605	1.504	0.8000	46800	50000	-6.3	20.0	
Aniline	Ave	1.966	1.883	0.0100	47900	50000	-4.2	20.0	
Bis(2-chloroethyl)ether	Ave	1.323	1.244	0.7000	47000	50000	-6.0	20.0	
2-Chlorophenol	Ave	1.287	1.211	0.8000	47000	50000	-5.9	20.0	
n-Decane	Ave	1.714	1.604	0.0100	46800	50000	-6.4	20.0	
1,3-Dichlorobenzene	Ave	1.493	1.486	0.0100	49700	50000	-0.5	20.0	
1,4-Dichlorobenzene	Ave	1.519	1.557	0.0100	51200	50000	2.5	20.0	
Benzyl alcohol	Ave	0.8707	0.9183	0.0100	52700	50000	5.5	20.0	
1,2-Dichlorobenzene	Ave	1.461	1.518	0.0100	52000	50000	3.9	20.0	
2-Methylphenol	Ave	1.203	1.333	0.7000	55400	50000	10.8	20.0	
Indene	Ave	0.6577	0.5699	0.0100	130000	150000	-13.3	20.0	
bis (2-chloroisopropyl) ether	Ave	1.951	2.208	0.0100	56600	50000	13.2	20.0	
Acetophenone	Ave	1.975	2.298	0.0100	58200	50000	16.4	20.0	
4-Methylphenol	Ave	1.244	1.457	0.6000	58600	50000	17.2	20.0	
N-Nitrosodi-n-propylamine	Ave	0.8290	1.002	0.5000	60400	50000	20.8*	20.0	
Hexachloroethane	Ave	0.6122	0.7154	0.3000	58400	50000	16.9	20.0	
Nitrobenzene	Ave	0.3632	0.3684	0.2000	50700	50000	1.4	20.0	
Isophorone	Ave	0.6711	0.6874	0.4000	51200	50000	2.4	20.0	
2-Nitrophenol	Lin2		0.1510	0.1000	47700	50000	-4.6	20.0	
2,4-Dimethylphenol	Ave	0.3408	0.3501	0.2000	51400	50000	2.7	20.0	
Bis(2-chloroethoxy)methane	Ave	0.4327	0.4352	0.3000	50300	50000	0.6	20.0	
2,4-Dichlorophenol	Ave	0.2910	0.2914	0.2000	50100	50000	0.1	20.0	
Benzoic acid	Lin2		0.2448	0.0100	139000	150000	-7.1	50.0	
1,2,4-Trichlorobenzene	Ave	0.3216	0.3222	0.0100	50100	50000	0.2	20.0	
Naphthalene	Ave	1.008	1.004	0.7000	49800	50000	-0.5	20.0	
4-Chloroaniline	Ave	0.4221	0.4309	0.0100	51000	50000	2.1	20.0	
2,6-Dichlorophenol	Ave	0.2896	0.2890	0.0100	49900	50000	-0.2	20.0	
Hexachlorobutadiene	Lin2		0.2060	0.0100	49300	50000	-1.4	20.0	
Caprolactam	Lin2		0.0912	0.0100	52100	50000	4.1	50.0	
4-Chloro-3-methylphenol	Ave	0.2966	0.2979	0.2000	50200	50000	0.4	20.0	
2-Methylnaphthalene	Ave	0.7098	0.6990	0.4000	49200	50000	-1.5	20.0	
1-Methylnaphthalene	Ave	0.6438	0.6391	0.0100	49600	50000	-0.7	20.0	
Hexachlorocyclopentadiene	Lin2		0.3758	0.0500	57000	50000	14.1	20.0	
1,2,4,5-Tetrachlorobenzene	Ave	0.6346	0.6329	0.0100	49900	50000	-0.3	20.0	
2,4,6-Trichlorophenol	Lin2		0.3946	0.2000	49500	50000	-1.1	20.0	
2,4,5-Trichlorophenol	Lin2		0.4175	0.2000	47200	50000	-5.7	20.0	

FORM I
GC/MS SEMI VOA ORGANICS ANALYSIS DATA SHEET

Lab Name: Eurofins Buffalo | Job No.: 480-195639-1
SDG No.:
Client Sample ID: | Lab Sample ID: MB 480-617525/1-A
Matrix: Solid | Lab File ID: Z000898.D
Analysis Method: 8270D | Date Collected:
Extract. Method: 3550C | Date Extracted: 03/11/2022 07:57
Sample wt/vol: 30.28(g) | Date Analyzed: 03/14/2022 11:12
Con. Extract Vol.: 1(mL) | Dilution Factor: 1
Injection Volume: 1(uL) | Level: (low/med) Low
% Moisture: | GPC Cleanup:(Y/N) N
Analysis Batch No.: 617705 | Units: ug/Kg

CAS NO.	COMPOUND NAME	RESULT	Q	RL	MDL
92-52-4	Biphenyl	170	U	170	25
108-60-1	bis (2-chloroisopropyl) ether	170	U	170	34
111-91-1	Bis(2-chloroethoxy)methane	170	U	170	36
111-44-4	Bis(2-chloroethyl)ether	170	U	170	22
117-81-7	Bis(2-ethylhexyl) phthalate	170	U	170	57
85-68-7	Butyl benzyl phthalate	28.1	J	170	28
105-60-2	Caprolactam	170	U	170	51
86-74-8	Carbazole	170	U	170	20
218-01-9	Chrysene	170	U	170	38
53-70-3	Dibenz(a,h)anthracene	170	U	170	30
132-64-9	Dibenzofuran	170	U	170	20
84-66-2	Diethyl phthalate	170	U	170	22
131-11-3	Dimethyl phthalate	170	U	170	20
84-74-2	Di-n-butyl phthalate	170	U	170	29
117-84-0	Di-n-octyl phthalate	170	U	170	20
206-44-0	Fluoranthene	170	U	170	18
86-73-7	Fluorene	170	U	170	20
118-74-1	Hexachlorobenzene	170	U	170	23
87-68-3	Hexachlorobutadiene	170	U	170	25
77-47-4	Hexachlorocyclopentadiene	170	U	170	23
67-72-1	Hexachloroethane	170	U	170	22
193-39-5	Indeno[1,2,3-cd]pyrene	170	U	170	21
78-59-1	Isophorone	170	U	170	36
91-20-3	Naphthalene	170	U	170	22
98-95-3	Nitrobenzene	170	U	170	19
621-64-7	N-Nitrosodi-n-propylamine	170	U	170	29
86-30-6	N-Nitrosodiphenylamine	170	U	170	140
87-86-5	Pentachlorophenol	330	U	330	170
85-01-8	Phenanthrene	170	U	170	25
108-95-2	Phenol	170	U	170	26
129-00-0	Pyrene	170	U	170	20

Appendix C

Validator Qualifications

KENNETH R. APPLIN
Geochemist/Data Validator

Ph.D., Geochemistry and Mineralogy, The Pennsylvania State University

M.S., Geochemistry and Mineralogy, The Pennsylvania State University

B.A., Geological Sciences, SUNY at Geneseo, NY

Dr. Applin has over 35 years of experience working with the geochemistry of natural waters. His prior experience includes working as an Assistant Professor of Geology at the University of Missouri-Columbia and as Chief Hydrogeologist and Geochemist with a leading engineering firm in Rochester, NY. In 1993, he established KR Applin and Associates, a small consulting business that focuses on the geochemistry of natural waters, especially as applied to problems involving the contamination of groundwater and surface water.

Dr. Applin is also an experienced analytical data validator and has provided data validation services since 1994 to a variety of clients performing brownfield cleanup projects, hazardous waste remediation, groundwater monitoring at solid waste facilities, and other projects requiring third-party data validation. Dr. Applin has several years of hands-on experience with the laboratory analysis of natural waters and has successfully completed the USEPA Region II certification courses for performing inorganic and organic analytical data validation.

MICHAEL K. PERRY
Chemist/Data Validator

B.S. Chemistry, Georgia State University, Atlanta, GA

A.A.S., Chemical Technology, Alfred State College, Alfred, NY

Mr. Perry has over 30 years of experience in the analytical laboratory business. During his early career, he spent several years as a laboratory analyst performing the analysis of soil, water, and air samples for inorganic and organic chemical parameters. During his last 20 years in the environmental laboratory business, he managed and directed two major analytical laboratories in Rochester, NY. His management responsibilities included oversight of the daily operations of the lab, staff training and supervision, the selection, purchase, and maintenance of analytical instruments, the introduction of new laboratory methods, analytical quality assurance and quality control, data acquisition and management, and other business-related activities.

Mr. Perry has an extensive working knowledge of the methods and procedures used for sampling and analyzing both inorganic and organic analytes in soil, water, and air. He is an accomplished laboratory chemist and is familiar with the analytical methods and procedures established under the USEPA Contract Laboratory Protocols (CLP), the NYSDEC Analytical Services Protocols (ASP), and the NYSDOH Environmental Laboratory Approval Program (ELAP).

DATA USABILITY SUMMARY REPORT (DUSR)

Pilgrim Village Family
951 Ellicott St.
Buffalo, NY 14209
NYSDEC BCP # C915362

SDG: J195703-1
13 soil samples

Prepared for:

BE3 Corp.
960 Busti Avenue
Suite 150-B
Buffalo, NY 14213
Attention: Dalton Stack

May 2022

EDU *Environmental Data Usability 10028 Deer Park Dr. Dansville, NY 14437 585-991-9156*

Table of Contents

Page No.

REVIEWER'S NARRATIVE

1.0 SUMMARY 1

2.0 INTRODUCTION 1

3.0 SAMPLE AND ANALYSIS SUMMARY 2

4.0 GUIDANCE DOCUMENTS AND DATA REVIEW CRITERIA 2

5.0 DATA VALIDATION QUALIFIERS 3

6.0 RESULTS OF THE DATA REVIEW 4

7.0 TOTAL USABLE DATA 4

APPENDIX A Validated Analytical Results
APPENDIX B Laboratory QC Documentation
APPENDIX C Validator Qualifications

Tables

Table 4-1 Data Validation Guidance Documents
Table 4-2 Quality Control Criteria for Validating Laboratory Analytical Data

Summaries of Validated Results
Table 6-1 VOCs
Table 6-2 SVOCs
Table 6-3 Metals

REVIEWER'S NARRATIVE
BE3 SDG J195703-1: Pilgrim Village Family

The data associated with this Sample Delivery Group (SDG) J195703-1, analyzed by Eurofins Buffalo, Buffalo, NY have been reviewed in accordance with assessment criteria provided by the New York State Department of Environmental Conservation following the review procedures provided in the USEPA Functional Guidelines for evaluating organic and inorganic data.

All analytical results reported by the laboratory are considered valid and acceptable except results that have been qualified as rejected, “R”. Results qualified as estimated “J”, or as non-detects, “U”, are considered usable for the purpose of evaluating water and/or soil quality. However, these qualifiers indicate that the accuracy and/or precision of the analytical result is questionable. A summary of all data that have been qualified and the reasons for qualification are provided in the following data usability summary report (DUSR).

Two facts should be noted by all data users. First, the “R” qualifier means that the associated value is unusable. In other words, due to significant quality control (QC) problems, the analysis is invalid and provides no information as to whether the analyte is present or not. Values qualified with an “R” should not appear on the final data tables because they cannot be relied upon, even as the last resort. Second, no analyte concentration, even if it has passed all QC tests, is guaranteed to be accurate. Strict QC serves to increase confidence in data, but any value potentially contains error.

Reviewer's Signature: Michael K. Perry Date: 5/2/2022

Michael K. Perry
Chemist

1.0 SUMMARY

SITE:	Pilgrim Village Family 951 Ellicott St. Buffalo, NY 14209
SAMPLING DATE:	March 10, 2022
SAMPLE TYPE:	13 soil samples
LABORATORY:	Eurofins Buffalo Buffalo, NY
SDG No.:	J195703-1

2.0 INTRODUCTION

This data usability summary report (DUSR) was prepared in accordance with guidance provided by the New York State Department of Environmental Conservation (NYSDEC). The DUSR is based on a review and evaluation of the laboratory analytical data package. Specifically, the NYSDEC guidance recommends review and evaluation of the following elements of the data package:

- Completeness of the data package as defined under the requirements of the NYSDEC Analytical Services Protocols (ASP) Category B or the United States Environmental Protection Agency (USEPA) Contract Laboratory Program (CLP) deliverables,
- Compliance with established analyte holding times,
- Adherence to quality control (QC) limits and specifications for blanks, instrument tuning and calibration, surrogate recoveries, spike recoveries, laboratory duplicate analyses, and other QC criteria,
- Adherence to established analytical protocols,
- Conformance of data summary sheets with raw analytical data, and
- Use of correct data qualifiers.

Data deficiencies, analytical protocol deviations, and quality control problems identified using the review criteria above and their effect on the analytical results are discussed in this report.

3.0 SAMPLE AND ANALYSIS SUMMARY

The data package consists of analytical results for thirteen soil samples collected on March 10, 2022. These samples were analyzed for Volatile Organic Compounds (VOCs), Semi-volatile Organic Compounds (SVOCs), and Metals.

All analyses were performed by Eurofins Buffalo, Buffalo, NY and analyzed as SDG J195703-1. The analytical results were provided in NYSDEC ASP Category B format, which includes all raw analytical data and laboratory QC data.

4.0 GUIDANCE DOCUMENTS AND DATA REVIEW CRITERIA

The guidance documents appropriate for reviewing laboratory quality control (QC) data and assigning data qualifiers (flags) to analytical results were selected from those listed in Table 4-1. The QC limits established in the documents applicable to this data review were used to assess the quality of the analytical results. In some cases, however, QC limits established internally by the laboratory were taken into account to determine data quality.

The QC criteria considered for assessing the usability of the reported analytical results provided for each analyte type (i.e. VOCs, SVOCs, metals, etc.) are listed in Table 4-2. These criteria may vary with the analytical method utilized by the laboratory. These criteria comply with the guidance recommended in Section 2.0 above.

5.0 DATA VALIDATION QUALIFIERS

The letter qualifiers (flags) used to define data usability are described briefly below. These letters are assigned by the data validator to analytical results having questionable accuracy and/or precision as determined by reviewing the laboratory QC data associated with the analytical results.

TABLE 4-1

Guidance Used For Validating Laboratory Analytical Data

Analyte Group	Guidance	Date
Metals (ICP-AES)	USEPA SOP HW-3a, Rev. 1	September 2016
Metals (Hg & CN)	USEPA SOP HW-3c, Rev. 1	September 2016
Volatile Organic Compounds (by Methods 8260B & 8260C)	USEPA SOP HW-24, Rev. 4	September 2014
Semi-Volatile Organic Compounds (by Method 8270D)	USEPA SOP HW-22 Rev. 5	December 2010
Pesticides (by Method 8181B)	USEPA SOP HW-44, Rev. 1.1	December 2010
Chlorinated Herbicides (by Method 8151A)	USEPA SOP HW-17, Rev. 3.1	December 2010
Polychlorinated Biphenyls (PCBs)	USEPA SOP HW-37A, Rev. 0	June 2015
Volatile Organic Compounds (Air) (by Method TO-15)	USEPA SOP HW-31, Rev. 6	September 2016
Per- and PolyFluoroAlkyl Substances (PFAS)	* NYSDEC	January 2021
General Chemistry Parameters	per NYSDEC ASP	July 2005

* Sampling, Analysis, and Assessment of Per- and Polyfluoroalkyl Substances (PFAS) Under NYSDEC's Part 375 Remedial Programs, Appendix I

TABLE 4-2

QUALITY CONTROL CRITERIA USED FOR VALIDATING LABORATORY ANALYTICAL DATA

VOCs	SVOCs	Pesticides/PCBs	Metals	Gen Chemistry	PFAS
Completeness of Pkg	Completeness of Pkg	Completeness of Pkg	Completeness of Pkg	Completeness of Pkg	Completeness of Pkg
Sample Preservation	Sample Preservation	Sample Preservation	Sample Preservation	Sample Preservation	Sample Preservation
Holding Time	Holding Time	Holding Time	Holding Time	Holding Times	Holding Time
System Monitoring Compounds	Surrogate Recoveries	Surrogate Recoveries	Initial/Continuing Calibration	Calibration	Instr Performance Check
Lab Control Sample	Lab Control Sample	Matrix Spikes	CRDL Standards	Lab Control Samples	Initial Calibration
Matrix Spikes	Matrix Spikes	Blanks	Blanks	Blanks	Continuing Calibration
Blanks	Blanks	Instrument Calibration & Verification	Interference Check Sample	Spike Recoveries	Blanks
Instrument Tuning	Instrument Tuning	Comparison of duplicate GC column results	Spike Recoveries	Lab Duplicates	Surrogates
Internal Standards	Internal Standards	Analyte ID	Lab Duplicate		Lab Fortified Blank
Initial Calibration	Initial Calibration	Lab Qualifiers	Lab Control Sample		Matrix Spikes
Continuing Calibration	Continuing Calibration	Field Duplicate	ICP Serial Dilutions		Internal Standards
Lab Qualifiers	Lab Qualifiers		Lab Qualifiers		
Field Duplicate	Field Duplicate		Field Duplicate		

Method TO-15 (Air)
Completeness of Pkg
Sample Preservation
Holding Time
Canister Certification
Instrument Tuning
Initial Calibration and Instrument Performance
Daily Calibration
Blanks
Lab Control Sample
Field Duplicate

The laboratory may also use various letters and symbols to flag analytical results generated when QC limits were exceeded. The meanings of these flags may differ from those used by the independent data validator. Those used by the laboratory are provided with the analytical results.

NOTE: The assignment of data qualifiers by the data reviewer (validator) to laboratory analytical results should not necessarily be interpreted by the data user as a measure of laboratory ability or proficiency. Rather, the qualifiers are intended to provide a measure of data accuracy and precision to the data user, which, for example, may provide a level of confidence in determining whether or not standards or cleanup objectives have been met.

U The analyte was analyzed for but was not detected at or above the sample quantitation limit.

J The analyte was positively identified; the associated numerical value is the *approximate* concentration of the analyte in the sample. (The magnitude of any ± value associated with the result is not determined by data validation).

J+ The result is an estimated quantity and may be biased high.

J- The result is an estimated quantity and may be biased low.

UJ The analyte was analyzed for but not detected. The reported quantitation limit is approximate and may inaccurate or imprecise.

R The sample result is rejected (i.e., is unusable) due to serious deficiencies in the ability to analyze the sample and meet quality control criteria. The presence or absence of the analyte cannot be verified.

NJ The analysis indicates the presence of an analyte that has been "tentatively identified" and the associated numerical value represents its approximate concentration.

The validated analytical results are attached to this report. Validation qualifiers (flags) are indicated in red print. Data sheets having qualified data are signed and dated by the data reviewer.

6.0 RESULTS OF THE DATA REVIEW

The results of the data review are summarized in Tables 6-1 through 6-3. The tables list the samples where QC criteria were found to exceed acceptable limits and the actions taken to qualify the associated analytical results.

7.0 TOTAL USABLE DATA

For SDG J195703-1, thirteen samples were analyzed and results were reported for 1573 analytes. Even though some results were flagged with a "J" as estimated, all results (100 %) are considered usable. See the summary table for the analyses that have rejected/qualified and the corresponding QC reasons.

NOTE: 1) As noted by the laboratory, the soil samples were not collected following SW846 5035A protocol. This adds an element of uncertainty to the analytical results for volatile organic analytes (VOAs). Although not specifically indicated on the final data sheets with a "J" flag, the VOA analytical results should be considered estimated, but usable.

Table 6-1 8260 VOCs

SAMPLES AFFECTED	ANALYTES	ACTION	QC VIOLATION	COMMENTS
B-50	1,1,1-Trichloroethane 1,1,2,2-Tetrachloroethane Trichloro-trifluoroethane 1,1,2-Trichloroethane 1,1-Dichloroethene 1,2,4-Trichlorobenzene DBCP 1,2-Dibromoethane MEK MIBK Acetone Carbon disulfide Carobon tetrachloride Cyclohexane Methylcyclohexane Trichlorofluoromethane	J detects UJ non-detects	MS/MSD < QC limit	Data are estimated
All samples	1,1,2-Trichloro-1,2,2-trifluoroethane	J detects UJ non-detects	CCV > QC limit	Data are estimated

Table 6-2 8270 SVOCs

SAMPLES AFFECTED	ANALYTES	ACTION	QC VIOLATION	COMMENTS
All samples	Butyl benzyl phthalate	CRQL-U	Detected in method blank	Data changed to non-detect

B-9 B-10 B-17 B-18 B-19 B-20 B-21 B-22 B-23 B-24 B-50 B-51	Fluoranthene	J detects UJ non-detects	CCV > QC limit	Data are estimated

Table 6-3 Metals

SAMPLES AFFECTED	ANALYTES	ACTION	QC VIOLATION	COMMENTS
B-9	Ba	J+ detects	MS/MSD > QC limit	Data are biased high
B-9	As and Se	J- detects UJ non-detects	MS/MSD < QC limit	Data are biased low
B-9	Ba and Zn	J detects	Serial dilution > 15 %QC limit	Data are biased high
All samples	As	CRQL-U	Detected in method blank	Data changed to non-detect

ACRONYMS

BSP	Blank Spike
CCAL	Continuing Calibration
CCB	Continuing Calibration Blank
CCV	Continuing Calibration Verification
CRDL	Contract Required Detection Limit
CRQL	Contract Required Quantitation Limit
%D	Percent Difference
ICAL	Initial Calibration
ICB	Initial Calibration Blank
IS	Internal Standard
LCS	Laboratory Control Sample
MS/MSD	Matrix Spike/Matrix Spike Duplicate
QA	Quality Assurance
QC	Quality Control
%R	Percent recovery
RPD	Relative Percent Difference
RRF	Relative Response Factor
%RSD	Percent Relative Standard Deviation
TAL	Target Analyte List (metals)
TCL	Target Compound List (organics)

Appendix A

Validated Analytical Results

ANALYTICAL REPORT

Job Number: 480-195703-1

Job Description: Project #1 - Pilgrim Village Family

For:
Brydges Engineering in Environment & Energy DPC
960 Busti Ave
Suite B-150
Buffalo, NY 14213

Attention: Dalton Stack

Approved for release.
Rebecca M Jones
Project Management Assistant I
3/24/2022 4:37 PM

Designee for
John Beninati, Project Manager
10 Hazelwood Drive, Amherst, NY, 14228-2298
john.beninati@eurofinset.com
03/24/2022

The test results in this report meet all NELAP requirements for parameters for which accreditation is required or available. Any exceptions to the NELAP requirements are noted in this report. Pursuant to NELAP, this report may not be reproduced, except in full, without the written approval of the laboratory. This report is confidential and is intended for the sole use of Eurofins Environment Testing Northeast, LLC Buffalo and its client. All questions regarding this report should be directed to the Eurofins Environment Testing Northeast, LLC Buffalo Project Manager or designee who has signed this report.

The test results in this report relate only to the samples as received by the laboratory and will meet all requirements of the methodology, with any exceptions noted. This report shall not be reproduced except in full, without the express written approval of the laboratory. All questions should be directed to the Eurofins Environment Testing Northeast, LLC Project Manager.

This report has been electronically signed and authorized by the signatory. Electronic signature is intended to be the legally binding equivalent of a traditionally handwritten signature.

Eurofins Buffalo
10 Hazelwood Drive, Amherst, NY 14228-2298
Tel (716) 691-2600 Fax (716) 691-7991 www.EurofinsUS.com

Job Narrative
480-195703-1

Comments
No additional comments.

Receipt
The samples were received on 3/10/2022 4:50 PM. Unless otherwise noted below, the samples arrived in good condition, and where required, properly preserved and on ice. The temperature of the cooler at receipt was 12.3º C.

GC/MS VOA
Method 8260C: The continuing calibration verification (CCV) associated with batch 480-617742 recovered outside acceptance criteria, low biased, for 1,1,2-Trichloro-1,2,2-trifluoroethane. A reporting limit (RL) standard was analyzed, and the target analyte is detected. Since the associated samples were non-detect for the analyte, the data are reported. The associated samples are: B-9 (480-195703-1), B-10 (480-195703-2), B-17 (480-195703-3), B-18 (480-195703-4), B-19 (480-195703-5), B-20 (480-195703-6), B-21 (480-195703-7), B-22 (480-195703-8), B-23 (480-195703-9), B-24 (480-195703-10), B-50 (480-195703-11), B-51 (480-195703-12) and B-52 (480-195703-13).

No additional analytical or quality issues were noted, other than those described above or in the Definitions/Glossary page.

GC/MS Semi VOA
Method 8270D: The continuing calibration verification (CCV) associated with batch 480-617844 recovered above the upper control limit for Fluoranthene. The samples associated with this CCV were non-detects for the affected analytes; therefore, the data have been reported. The associated samples are impacted: B-9 (480-195703-1), B-10 (480-195703-2), B-17 (480-195703-3), B-18 (480-195703-4), B-19 (480-195703-5), B-20 (480-195703-6), B-21 (480-195703-7), B-22 (480-195703-8), B-23 (480-195703-9), B-24 (480-195703-10), B-50 (480-195703-11) and B-51 (480-195703-12).

No additional analytical or quality issues were noted, other than those described above or in the Definitions/Glossary page.

Metals
Method 6010C: The serial dilution and post spike (480-195703-A-1-E PDS) and (480-195703-A-1-E SD ^5), associated with batch 480-617886, exceeded the quality control limits for Total Zinc. Sample matrix is suspected, therefore, no corrective action was necessary.

Method 6010C: The method blank for preparation batch 480-617886 and analytical batch 480-618234 contained Total Barium above the reporting limit (RL). Associated samples B-9 (480-195703-1), B-10 (480-195703-2), B-17 (480-195703-3), B-18 (480-195703-4), B-19 (480-195703-5), B-20 (480-195703-6), B-22 (480-195703-8), B-23 (480-195703-9), B-24 (480-195703-10), B-50 (480-195703-11), B-51 (480-195703-12) and B-52 (480-195703-13) were not re-extracted and/or re-analyzed because results were greater than 10X the value found in the method blank.

Method 6010C: The serial dilution and post spike (480-195703-A-1-E PDS) and (480-195703-A-1-E SD ^5), associated with batch 480-617886, exceeded the quality control limits for Total Barium. Sample matrix is suspected, therefore, no corrective action was necessary.

Method 6010C: The method blank for preparation batch 480-618328 and analytical batch 480-618814 contained Total Barium above the reporting limit (RL). Associated samples B-21 (480-195703-7) were not re-extracted and/or re-analyzed because results were greater than 10X the value found in the method blank.

No additional analytical or quality issues were noted, other than those described above or in the Definitions/Glossary page.

Organic Prep
No analytical or quality issues were noted, other than those described in the Definitions/Glossary page.

Sample Summary

Client: Brydges Engineering in Environment & Energy DPC
Job ID: 480-195703-1
Project/Site: Project #1 - Pilgrim Village Family

Lab Sample ID	Client Sample ID	Matrix	Collected	Received
480-195703-1	B-9	Solid	03/10/22 11:00	03/10/22 16:50
480-195703-2	B-10	Solid	03/10/22 11:15	03/10/22 16:50
480-195703-3	B-17	Solid	03/10/22 11:30	03/10/22 16:50
480-195703-4	B-18	Solid	03/10/22 11:40	03/10/22 16:50
480-195703-5	B-19	Solid	03/10/22 11:50	03/10/22 16:50
480-195703-6	B-20	Solid	03/10/22 12:00	03/10/22 16:50
480-195703-7	B-21	Solid	03/10/22 12:15	03/10/22 16:50
480-195703-8	B-22	Solid	03/10/22 12:30	03/10/22 16:50
480-195703-9	B-23	Solid	03/10/22 12:40	03/10/22 16:50
480-195703-10	B-24	Solid	03/10/22 12:50	03/10/22 16:50
480-195703-11	B-50	Solid	03/10/22 13:00	03/10/22 16:50
480-195703-12	B-51	Solid	03/10/22 13:15	03/10/22 16:50
480-195703-13	B-52	Solid	03/10/22 13:30	03/10/22 16:50

Eurofins Buffalo
10 Hazelwood Drive
Amherst, NY 14228-2298
Phone: 716-691-2600 Fax: 716-691-7991

Chain of Custody Record

eurofins Environment Testing America

Client Information	Sampler: LIBBY BRODERICK	Lab PM: Beninati, John	Carrier Tracking No(s):	COC No: 480-171585-37182.1
Client Contact: Mr. Jake Tracy	Phone: 716-545-2143	E-Mail: john.beninati@eurofinset.com	State of Origin:	Page: Page 1 of 2
Company: Brydges Engineering in Environment & Energy DPC	PWSID:			Job #:
Address: 960 Busti Ave Suite B-150	Due Date Requested: 3-17-22			
City: Buffalo	TAT Requested (days): 5 DAYS			
State, Zip: NY, 14213	Compliance Project: Δ Yes Δ No			
Phone: 716-249-6880(Tel)	PO #: Purchase Order not required			
Email: jtracy@be3corp.com	WO #:			
Project Name: Project #1 - Pilgrim Village Family	Project #: 48024826			
Site:	SSOW#:			

Analysis Requested

Preservation Codes:
A - HCL, B - NaOH, C - Zn Acetate, D - Nitric Acid, E - NaHSO4, F - MeOH, G - Amchlor, H - Ascorbic Acid, I - Ice, J - DI Water, K - EDTA, L - EDA
M - Hexane, N - None, O - AsNaO2, P - Na2O4S, Q - Na2SO3, R - Na2S2O3, S - H2SO4, T - TSP Dodecahydrate, U - Acetone, V - MCAA, W - pH 4-5, Z - other (specify)
Other:

Sample Identification	Sample Date	Sample Time	Sample Type (C=Comp, G=grab)	Matrix (W=water, S=solid, O=waste/oil, BT=Tissue, A=Air)	Field Filtered Sample (Yes or No)	Perform MS/MSD (Yes or No)	6010C, 7471B AS, BA, PB, ZN	8270D - TCL SVOCs	8260C - TCL VOCs (LL Bulk)	~~8081B - 8082A, 8270D~~	Total Number of containers	Special Instructions/Note:
			Preservation Code:				N	N	N	N		
B-9	3/10/22	11:00	G	Solid			✓	✓	✓		2	
B-10	3/10/22	11:15	G	Solid			✓	✓	✓		2	
B-17	3/10/22	11:30	G	Solid			✓	✓	✓		2	
B-18	3/10/22	11:40	G	Solid			✓	✓	✓		2	
B-19	3/10/22	11:50	G	Solid			✓	✓	✓			
B-20	3/10/22	12:00	G	Solid			✓	✓	✓			
B-21	3/10/22	12:15	G	Solid			✓	✓	✓			
B-22	3/10/22	12:30	G	Solid			✓	✓	✓			
B-23	3/10/22	12:40	G	Solid			✓	✓	✓			
B-24	3/10/22	12:50	G	Solid			✓	✓	✓			
B-50	3/10/22	1:00	G	Solid			✓	✓	✓			

480-195703 Chain of Custody

Possible Hazard Identification
☑ Non-Hazard ☐ Flammable ☐ Skin Irritant ☐ Poison B ☐ Unknown ☐ Radiological

Sample Disposal (A fee may be assessed if samples are retained longer than 1 month)
☐ Return To Client ☐ Disposal By Lab ☐ Archive For _____ Months

Deliverable Requested: I, II, III, IV, Other (specify) NYS DEC CAT B W/EDD

Special Instructions/QC Requirements:

Empty Kit Relinquished by:	Date:	Time:	Method of Shipment:

Relinquished by	Date/Time	Company	Received by	Date/Time	Company
[signature]	3/10/22	BE3	[signature]	3/10/22 1630	EA

Custody Seals Intact: Δ Yes Δ No	Custody Seal No.:	Cooler Temperature(s) °C and Other Remarks: 12.3 no ICE

Ver: 06/08/2021

03/24/2022

Eurofins Buffalo
10 Hazelwood Drive
Amherst, NY 14228-2298
Phone: 716-691-2600 Fax: 716-691-7991

Chain of Custody Record

eurofins | Environment Testing America

Client Information	Sampler: Libby Broderick	Lab PM: Beninati, John	Carrier Tracking No(s):	COC No: 480-171585-37182.2
Client Contact: Mr. Jake Tracy	Phone: 716-545-2143	E-Mail: john.beninati@eurofinset.com	State of Origin:	Page: Page 2 of 2
Company: Brydges Engineering in Environment & Energy DPC	PWSID:			Job #:
Address: 960 Busti Ave Suite B-150	Due Date Requested: 3/17/22			
City: Buffalo	TAT Requested (days): 5 DAYS			
State, Zip: NY, 14213	Compliance Project: Δ Yes Δ No			
Phone: 716-249-6880(Tel)	PO #: Purchase Order not required			
Email: jtracy@be3corp.com	WO #:			
Project Name: Project #1 - Pilgrim Village Family	Project #: 48024826			
Site:	SSOW#:			

Analysis Requested

Preservation Codes:
A - HCL, B - NaOH, C - Zn Acetate, D - Nitric Acid, E - NaHSO4, F - MeOH, G - Amchlor, H - Ascorbic Acid, I - Ice, J - DI Water, K - EDTA, L - EDA
M - Hexane, N - None, O - AsNaO2, P - Na2O4S, Q - Na2SO3, R - Na2S2O3, S - H2SO4, T - TSP Dodecahydrate, U - Acetone, V - MCAA, W - pH 4-5, Z - other (specify)
Other:

Sample Identification	Sample Date	Sample Time	Sample Type (C=comp, G=grab)	Matrix (W=water, S=solid, O=waste/oil, BT=Tissue, A=Air)	Field Filtered Sample (Yes or No)	Perform MS/MSD (Yes or No)	6010C, 7471B, 8270D (AS, BA, PB, ZN)	[redacted]	8260C - TCL VOCs (LL Bulk)	[redacted]	Total Number of containers	Special Instructions/Note:
			Preservation Code:				N	N	N	N		
B-51	3/10/22	1'15	G	Solid			✓		✓		2	
B-52	3/10/22	130	G	Solid			✓		✓		2	
				Solid								
				Solid								

Possible Hazard Identification
☑ Non-Hazard ☐ Flammable ☐ Skin Irritant ☐ Poison B ☐ Unknown ☐ Radiological

Sample Disposal (A fee may be assessed if samples are retained longer than 1 month)
☐ Return To Client ☐ Disposal By Lab ☐ Archive For _____ Months

Deliverable Requested: I, II, III, IV, Other (specify) NYSDEC CAT B w/ EDD

Special Instructions/QC Requirements:

Empty Kit Relinquished by:	Date:	Time:	Method of Shipment:		
Relinquished by: Broderick	Date/Time: 3/10/22 450	Company: BE3	Received by:	Date/Time: 3/10/22 1650	Company: TAE
Relinquished by:	Date/Time:	Company:	Received by:	Date/Time:	Company:
Relinquished by:	Date/Time:	Company:	Received by:	Date/Time:	Company:

Custody Seals Intact: Δ Yes Δ No | Custody Seal No.: | Cooler Temperature(s) °C and Other Remarks:

Ver: 06/08/2021

Method 8260C

Volatile Organic Compounds (GC/MS) by Method 8260C

FORM I
GC/MS VOA ORGANICS ANALYSIS DATA SHEET

Lab Name: Eurofins Buffalo | Job No.: 480-195703-1
SDG No.:
Client Sample ID: B-9 | Lab Sample ID: 480-195703-1
Matrix: Solid | Lab File ID: M02669.D
Analysis Method: 8260C | Date Collected: 03/10/2022 11:00
Sample wt/vol: 5.05(g) | Date Analyzed: 03/14/2022 17:24
Soil Aliquot Vol: | Dilution Factor: 1
Soil Extract Vol.: | GC Column: ZB-624 (30) VOA ID: 0.25(mm)
% Moisture: 20.9 | Level: (low/med) Low
Analysis Batch No.: 617742 | Units: ug/Kg

CAS NO.	COMPOUND NAME	RESULT	Q	RL	MDL	DV
71-55-6	1,1,1-Trichloroethane	6.3	U vs	6.3	0.45	
79-34-5	1,1,2,2-Tetrachloroethane	6.3	U vs	6.3	1.0	
76-13-1	1,1,2-Trichloro-1,2,2-trifluoroethane	6.3	U vs	6.3	1.4	UJ
79-00-5	1,1,2-Trichloroethane	6.3	U vs	6.3	0.81	
75-34-3	1,1-Dichloroethane	6.3	U vs	6.3	0.76	
75-35-4	1,1-Dichloroethene	6.3	U vs	6.3	0.77	
120-82-1	1,2,4-Trichlorobenzene	6.3	U vs	6.3	0.38	
96-12-8	1,2-Dibromo-3-Chloropropane	6.3	U vs	6.3	3.1	
106-93-4	1,2-Dibromoethane	6.3	U vs	6.3	0.80	
95-50-1	1,2-Dichlorobenzene	6.3	U vs	6.3	0.49	
107-06-2	1,2-Dichloroethane	6.3	U vs	6.3	0.31	
78-87-5	1,2-Dichloropropane	6.3	U vs	6.3	3.1	
541-73-1	1,3-Dichlorobenzene	6.3	U vs	6.3	0.32	
106-46-7	1,4-Dichlorobenzene	6.3	U vs	6.3	0.88	
78-93-3	2-Butanone (MEK)	31	U vs	31	2.3	
591-78-6	2-Hexanone	31	U vs	31	3.1	
108-10-1	4-Methyl-2-pentanone (MIBK)	31	U vs	31	2.1	
67-64-1	Acetone	6.5	J vs	31	5.3	
71-43-2	Benzene	6.3	U vs	6.3	0.31	
75-27-4	Bromodichloromethane	6.3	U vs	6.3	0.84	
75-25-2	Bromoform	6.3	U vs	6.3	3.1	
74-83-9	Bromomethane	6.3	U vs	6.3	0.56	
75-15-0	Carbon disulfide	6.3	U vs	6.3	3.1	
56-23-5	Carbon tetrachloride	6.3	U vs	6.3	0.61	
108-90-7	Chlorobenzene	6.3	U vs	6.3	0.83	
75-00-3	Chloroethane	6.3	U vs	6.3	1.4	
67-66-3	Chloroform	6.3	U vs	6.3	0.39	
74-87-3	Chloromethane	6.3	U vs	6.3	0.38	
156-59-2	cis-1,2-Dichloroethene	6.3	U vs	6.3	0.80	
10061-01-5	cis-1,3-Dichloropropene	6.3	U vs	6.3	0.90	
110-82-7	Cyclohexane	6.3	U vs	6.3	0.88	
124-48-1	Dibromochloromethane	6.3	U vs	6.3	0.80	
75-71-8	Dichlorodifluoromethane	6.3	U vs	6.3	0.52	
100-41-4	Ethylbenzene	6.3	U vs	6.3	0.43	
98-82-8	Isopropylbenzene	6.3	U vs	6.3	0.94	

MKP 5/2/2022

FORM I
GC/MS VOA ORGANICS ANALYSIS DATA SHEET

Lab Name: Eurofins Buffalo
Job No.: 480-195703-1
SDG No.:
Client Sample ID: B-9
Lab Sample ID: 480-195703-1
Matrix: Solid
Lab File ID: M02669.D
Analysis Method: 8260C
Date Collected: 03/10/2022 11:00
Sample wt/vol: 5.05(g)
Date Analyzed: 03/14/2022 17:24
Soil Aliquot Vol:
Dilution Factor: 1
Soil Extract Vol.:
GC Column: ZB-624 (30) VOA ID: 0.25(mm)
% Moisture: 20.9
Level: (low/med) Low
Analysis Batch No.: 617742
Units: ug/Kg

CAS NO.	COMPOUND NAME	RESULT	Q	RL	MDL
79-20-9	Methyl acetate	31	U vs	31	3.8
1634-04-4	Methyl tert-butyl ether	6.3	U vs	6.3	0.61
108-87-2	Methylcyclohexane	6.3	U vs	6.3	0.95
75-09-2	Methylene Chloride	8.1	vs	6.3	2.9
100-42-5	Styrene	6.3	U vs	6.3	0.31
127-18-4	Tetrachloroethene	6.3	U vs	6.3	0.84
108-88-3	Toluene	6.3	U vs	6.3	0.47
156-60-5	trans-1,2-Dichloroethene	6.3	U vs	6.3	0.65
10061-02-6	trans-1,3-Dichloropropene	6.3	U vs	6.3	2.8
79-01-6	Trichloroethene	6.3	U vs	6.3	1.4
75-69-4	Trichlorofluoromethane	6.3	U vs	6.3	0.59
75-01-4	Vinyl chloride	6.3	U vs	6.3	0.76
1330-20-7	Xylenes, Total	13	U vs	13	1.1

CAS NO.	SURROGATE	%REC	Q	LIMITS
17060-07-0	1,2-Dichloroethane-d4 (Surr)	109		64-126
460-00-4	4-Bromofluorobenzene (Surr)	100		72-126
1868-53-7	Dibromofluoromethane (Surr)	107		60-140
2037-26-5	Toluene-d8 (Surr)	99		71-125

FORM I
GC/MS VOA ORGANICS ANALYSIS DATA SHEET

Lab Name: Eurofins Buffalo | Job No.: 480-195703-1
SDG No.:
Client Sample ID: B-10 | Lab Sample ID: 480-195703-2
Matrix: Solid | Lab File ID: M02670.D
Analysis Method: 8260C | Date Collected: 03/10/2022 11:15
Sample wt/vol: 5.04(g) | Date Analyzed: 03/14/2022 17:48
Soil Aliquot Vol: | Dilution Factor: 1
Soil Extract Vol.: | GC Column: ZB-624 (30) VOA ID: 0.25(mm)
% Moisture: 21.5 | Level: (low/med) Low
Analysis Batch No.: 617742 | Units: ug/Kg

CAS NO.	COMPOUND NAME	RESULT	Q	RL	MDL	
71-55-6	1,1,1-Trichloroethane	6.3	U vs	6.3	0.46	
79-34-5	1,1,2,2-Tetrachloroethane	6.3	U vs	6.3	1.0	
76-13-1	1,1,2-Trichloro-1,2,2-trifluoroethane	6.3	U vs	6.3	1.4	UJ
79-00-5	1,1,2-Trichloroethane	6.3	U vs	6.3	0.82	
75-34-3	1,1-Dichloroethane	6.3	U vs	6.3	0.77	
75-35-4	1,1-Dichloroethene	6.3	U vs	6.3	0.77	
120-82-1	1,2,4-Trichlorobenzene	6.3	U vs	6.3	0.38	
96-12-8	1,2-Dibromo-3-Chloropropane	6.3	U vs	6.3	3.2	
106-93-4	1,2-Dibromoethane	6.3	U vs	6.3	0.81	
95-50-1	1,2-Dichlorobenzene	6.3	U vs	6.3	0.49	
107-06-2	1,2-Dichloroethane	6.3	U vs	6.3	0.32	
78-87-5	1,2-Dichloropropane	6.3	U vs	6.3	3.2	
541-73-1	1,3-Dichlorobenzene	6.3	U vs	6.3	0.32	
106-46-7	1,4-Dichlorobenzene	6.3	U vs	6.3	0.88	
78-93-3	2-Butanone (MEK)	32	U vs	32	2.3	
591-78-6	2-Hexanone	32	U vs	32	3.2	
108-10-1	4-Methyl-2-pentanone (MIBK)	32	U vs	32	2.1	
67-64-1	Acetone	32	U vs	32	5.3	
71-43-2	Benzene	6.3	U vs	6.3	0.31	
75-27-4	Bromodichloromethane	6.3	U vs	6.3	0.85	
75-25-2	Bromoform	6.3	U vs	6.3	3.2	
74-83-9	Bromomethane	6.3	U vs	6.3	0.57	
75-15-0	Carbon disulfide	6.3	U vs	6.3	3.2	
56-23-5	Carbon tetrachloride	6.3	U vs	6.3	0.61	
108-90-7	Chlorobenzene	6.3	U vs	6.3	0.83	
75-00-3	Chloroethane	6.3	U vs	6.3	1.4	
67-66-3	Chloroform	6.3	U vs	6.3	0.39	
74-87-3	Chloromethane	6.3	U vs	6.3	0.38	
156-59-2	cis-1,2-Dichloroethene	6.3	U vs	6.3	0.81	
10061-01-5	cis-1,3-Dichloropropene	6.3	U vs	6.3	0.91	
110-82-7	Cyclohexane	6.3	U vs	6.3	0.88	
124-48-1	Dibromochloromethane	6.3	U vs	6.3	0.81	
75-71-8	Dichlorodifluoromethane	6.3	U vs	6.3	0.52	
100-41-4	Ethylbenzene	6.3	U vs	6.3	0.44	
98-82-8	Isopropylbenzene	6.3	U vs	6.3	0.95	

FORM I
GC/MS VOA ORGANICS ANALYSIS DATA SHEET

Lab Name: Eurofins Buffalo
Job No.: 480-195703-1
SDG No.:
Client Sample ID: B-10
Lab Sample ID: 480-195703-2
Matrix: Solid
Lab File ID: M02670.D
Analysis Method: 8260C
Date Collected: 03/10/2022 11:15
Sample wt/vol: 5.04(g)
Date Analyzed: 03/14/2022 17:48
Soil Aliquot Vol:
Dilution Factor: 1
Soil Extract Vol.:
GC Column: ZB-624 (30) VOA ID: 0.25(mm)
% Moisture: 21.5
Level: (low/med) Low
Analysis Batch No.: 617742
Units: ug/Kg

CAS NO.	COMPOUND NAME	RESULT	Q	RL	MDL
79-20-9	Methyl acetate	32	U vs	32	3.8
1634-04-4	Methyl tert-butyl ether	6.3	U vs	6.3	0.62
108-87-2	Methylcyclohexane	6.3	U vs	6.3	0.96
75-09-2	Methylene Chloride	11	vs	6.3	2.9
100-42-5	Styrene	6.3	U vs	6.3	0.32
127-18-4	Tetrachloroethene	6.3	U vs	6.3	0.85
108-88-3	Toluene	6.3	U vs	6.3	0.48
156-60-5	trans-1,2-Dichloroethene	6.3	U vs	6.3	0.65
10061-02-6	trans-1,3-Dichloropropene	6.3	U vs	6.3	2.8
79-01-6	Trichloroethene	6.3	U vs	6.3	1.4
75-69-4	Trichlorofluoromethane	6.3	U vs	6.3	0.60
75-01-4	Vinyl chloride	6.3	U vs	6.3	0.77
1330-20-7	Xylenes, Total	13	U vs	13	1.1

CAS NO.	SURROGATE	%REC	Q	LIMITS
17060-07-0	1,2-Dichloroethane-d4 (Surr)	110		64-126
460-00-4	4-Bromofluorobenzene (Surr)	98		72-126
1868-53-7	Dibromofluoromethane (Surr)	106		60-140
2037-26-5	Toluene-d8 (Surr)	103		71-125

FORM I
GC/MS VOA ORGANICS ANALYSIS DATA SHEET

Lab Name: Eurofins Buffalo | Job No.: 480-195703-1
SDG No.:
Client Sample ID: B-17 | Lab Sample ID: 480-195703-3
Matrix: Solid | Lab File ID: M02671.D
Analysis Method: 8260C | Date Collected: 03/10/2022 11:30
Sample wt/vol: 5.13(g) | Date Analyzed: 03/14/2022 18:12
Soil Aliquot Vol: | Dilution Factor: 1
Soil Extract Vol.: | GC Column: ZB-624 (30) VOA ID: 0.25(mm)
% Moisture: 23.4 | Level: (low/med) Low
Analysis Batch No.: 617742 | Units: ug/Kg

CAS NO.	COMPOUND NAME	RESULT	Q	RL	MDL	
71-55-6	1,1,1-Trichloroethane	6.4	U vs	6.4	0.46	
79-34-5	1,1,2,2-Tetrachloroethane	6.4	U vs	6.4	1.0	
76-13-1	1,1,2-Trichloro-1,2,2-trifluoroethane	6.4	U vs	6.4	1.4	UJ
79-00-5	1,1,2-Trichloroethane	6.4	U vs	6.4	0.83	
75-34-3	1,1-Dichloroethane	6.4	U vs	6.4	0.78	
75-35-4	1,1-Dichloroethene	6.4	U vs	6.4	0.78	
120-82-1	1,2,4-Trichlorobenzene	6.4	U vs	6.4	0.39	
96-12-8	1,2-Dibromo-3-Chloropropane	6.4	U vs	6.4	3.2	
106-93-4	1,2-Dibromoethane	6.4	U vs	6.4	0.82	
95-50-1	1,2-Dichlorobenzene	6.4	U vs	6.4	0.50	
107-06-2	1,2-Dichloroethane	6.4	U vs	6.4	0.32	
78-87-5	1,2-Dichloropropane	6.4	U vs	6.4	3.2	
541-73-1	1,3-Dichlorobenzene	6.4	U vs	6.4	0.33	
106-46-7	1,4-Dichlorobenzene	6.4	U vs	6.4	0.89	
78-93-3	2-Butanone (MEK)	32	U vs	32	2.3	
591-78-6	2-Hexanone	32	U vs	32	3.2	
108-10-1	4-Methyl-2-pentanone (MIBK)	32	U vs	32	2.1	
67-64-1	Acetone	32	U vs	32	5.4	
71-43-2	Benzene	6.4	U vs	6.4	0.31	
75-27-4	Bromodichloromethane	6.4	U vs	6.4	0.85	
75-25-2	Bromoform	6.4	U vs	6.4	3.2	
74-83-9	Bromomethane	6.4	U vs	6.4	0.57	
75-15-0	Carbon disulfide	6.4	U vs	6.4	3.2	
56-23-5	Carbon tetrachloride	6.4	U vs	6.4	0.62	
108-90-7	Chlorobenzene	6.4	U vs	6.4	0.84	
75-00-3	Chloroethane	6.4	U vs	6.4	1.4	
67-66-3	Chloroform	6.4	U vs	6.4	0.39	
74-87-3	Chloromethane	6.4	U vs	6.4	0.38	
156-59-2	cis-1,2-Dichloroethene	6.4	U vs	6.4	0.81	
10061-01-5	cis-1,3-Dichloropropene	6.4	U vs	6.4	0.92	
110-82-7	Cyclohexane	6.4	U vs	6.4	0.89	
124-48-1	Dibromochloromethane	6.4	U vs	6.4	0.81	
75-71-8	Dichlorodifluoromethane	6.4	U vs	6.4	0.53	
100-41-4	Ethylbenzene	6.4	U vs	6.4	0.44	
98-82-8	Isopropylbenzene	6.4	U vs	6.4	0.96	

MKP 5/2/2022

FORM I
GC/MS VOA ORGANICS ANALYSIS DATA SHEET

Lab Name: Eurofins Buffalo
Job No.: 480-195703-1
SDG No.:
Client Sample ID: B-17
Lab Sample ID: 480-195703-3
Matrix: Solid
Lab File ID: M02671.D
Analysis Method: 8260C
Date Collected: 03/10/2022 11:30
Sample wt/vol: 5.13(g)
Date Analyzed: 03/14/2022 18:12
Soil Aliquot Vol:
Dilution Factor: 1
Soil Extract Vol.:
GC Column: ZB-624 (30) VOA ID: 0.25(mm)
% Moisture: 23.4
Level: (low/med) Low
Analysis Batch No.: 617742
Units: ug/Kg

CAS NO.	COMPOUND NAME	RESULT	Q	RL	MDL
79-20-9	Methyl acetate	32	U vs	32	3.8
1634-04-4	Methyl tert-butyl ether	6.4	U vs	6.4	0.62
108-87-2	Methylcyclohexane	6.4	U vs	6.4	0.97
75-09-2	Methylene Chloride	6.4	U vs	6.4	2.9
100-42-5	Styrene	6.4	U vs	6.4	0.32
127-18-4	Tetrachloroethene	6.4	U vs	6.4	0.85
108-88-3	Toluene	6.4	U vs	6.4	0.48
156-60-5	trans-1,2-Dichloroethene	6.4	U vs	6.4	0.66
10061-02-6	trans-1,3-Dichloropropene	6.4	U vs	6.4	2.8
79-01-6	Trichloroethene	6.4	U vs	6.4	1.4
75-69-4	Trichlorofluoromethane	6.4	U vs	6.4	0.60
75-01-4	Vinyl chloride	6.4	U vs	6.4	0.78
1330-20-7	Xylenes, Total	13	U vs	13	1.1

CAS NO.	SURROGATE	%REC	Q	LIMITS
17060-07-0	1,2-Dichloroethane-d4 (Surr)	102		64-126
460-00-4	4-Bromofluorobenzene (Surr)	105		72-126
1868-53-7	Dibromofluoromethane (Surr)	102		60-140
2037-26-5	Toluene-d8 (Surr)	106		71-125

FORM I
GC/MS VOA ORGANICS ANALYSIS DATA SHEET

Lab Name: Eurofins Buffalo | Job No.: 480-195703-1
SDG No.:
Client Sample ID: B-18 | Lab Sample ID: 480-195703-4
Matrix: Solid | Lab File ID: M02672.D
Analysis Method: 8260C | Date Collected: 03/10/2022 11:40
Sample wt/vol: 5.11(g) | Date Analyzed: 03/14/2022 18:36
Soil Aliquot Vol: | Dilution Factor: 1
Soil Extract Vol.: | GC Column: ZB-624 (30) VOA ID: 0.25(mm)
% Moisture: 19.4 | Level: (low/med) Low
Analysis Batch No.: 617742 | Units: ug/Kg

CAS NO.	COMPOUND NAME	RESULT	Q	RL	MDL	
71-55-6	1,1,1-Trichloroethane	6.1	U vs	6.1	0.44	
79-34-5	1,1,2,2-Tetrachloroethane	6.1	U vs	6.1	0.98	
76-13-1	1,1,2-Trichloro-1,2,2-trifluoroethane	6.1	U vs	6.1	1.4	UJ
79-00-5	1,1,2-Trichloroethane	6.1	U vs	6.1	0.79	
75-34-3	1,1-Dichloroethane	6.1	U vs	6.1	0.74	
75-35-4	1,1-Dichloroethene	6.1	U vs	6.1	0.74	
120-82-1	1,2,4-Trichlorobenzene	6.1	U vs	6.1	0.37	
96-12-8	1,2-Dibromo-3-Chloropropane	6.1	U vs	6.1	3.0	
106-93-4	1,2-Dibromoethane	6.1	U vs	6.1	0.78	
95-50-1	1,2-Dichlorobenzene	6.1	U vs	6.1	0.47	
107-06-2	1,2-Dichloroethane	6.1	U vs	6.1	0.30	
78-87-5	1,2-Dichloropropane	6.1	U vs	6.1	3.0	
541-73-1	1,3-Dichlorobenzene	6.1	U vs	6.1	0.31	
106-46-7	1,4-Dichlorobenzene	6.1	U vs	6.1	0.85	
78-93-3	2-Butanone (MEK)	30	U vs	30	2.2	
591-78-6	2-Hexanone	30	U vs	30	3.0	
108-10-1	4-Methyl-2-pentanone (MIBK)	30	U vs	30	2.0	
67-64-1	Acetone	30	U vs	30	5.1	
71-43-2	Benzene	6.1	U vs	6.1	0.30	
75-27-4	Bromodichloromethane	6.1	U vs	6.1	0.81	
75-25-2	Bromoform	6.1	U vs	6.1	3.0	
74-83-9	Bromomethane	6.1	U vs	6.1	0.55	
75-15-0	Carbon disulfide	6.1	U vs	6.1	3.0	
56-23-5	Carbon tetrachloride	6.1	U vs	6.1	0.59	
108-90-7	Chlorobenzene	6.1	U vs	6.1	0.80	
75-00-3	Chloroethane	6.1	U vs	6.1	1.4	
67-66-3	Chloroform	6.1	U vs	6.1	0.38	
74-87-3	Chloromethane	6.1	U vs	6.1	0.37	
156-59-2	cis-1,2-Dichloroethene	6.1	U vs	6.1	0.78	
10061-01-5	cis-1,3-Dichloropropene	6.1	U vs	6.1	0.87	
110-82-7	Cyclohexane	6.1	U vs	6.1	0.85	
124-48-1	Dibromochloromethane	6.1	U vs	6.1	0.78	
75-71-8	Dichlorodifluoromethane	6.1	U vs	6.1	0.50	
100-41-4	Ethylbenzene	6.1	U vs	6.1	0.42	
98-82-8	Isopropylbenzene	6.1	U vs	6.1	0.92	

MKP 5/2/2022

FORM I
GC/MS VOA ORGANICS ANALYSIS DATA SHEET

Lab Name: Eurofins Buffalo
Job No.: 480-195703-1
SDG No.:
Client Sample ID: B-18
Lab Sample ID: 480-195703-4
Matrix: Solid
Lab File ID: M02672.D
Analysis Method: 8260C
Date Collected: 03/10/2022 11:40
Sample wt/vol: 5.11(g)
Date Analyzed: 03/14/2022 18:36
Soil Aliquot Vol:
Dilution Factor: 1
Soil Extract Vol.:
GC Column: ZB-624 (30) VOA ID: 0.25(mm)
% Moisture: 19.4
Level: (low/med) Low
Analysis Batch No.: 617742
Units: ug/Kg

CAS NO.	COMPOUND NAME	RESULT	Q	RL	MDL
79-20-9	Methyl acetate	30	U vs	30	3.7
1634-04-4	Methyl tert-butyl ether	6.1	U vs	6.1	0.60
108-87-2	Methylcyclohexane	6.1	U vs	6.1	0.92
75-09-2	Methylene Chloride	4.8	J vs	6.1	2.8
100-42-5	Styrene	6.1	U vs	6.1	0.30
127-18-4	Tetrachloroethene	6.1	U vs	6.1	0.81
108-88-3	Toluene	6.1	U vs	6.1	0.46
156-60-5	trans-1,2-Dichloroethene	6.1	U vs	6.1	0.63
10061-02-6	trans-1,3-Dichloropropene	6.1	U vs	6.1	2.7
79-01-6	Trichloroethene	6.1	U vs	6.1	1.3
75-69-4	Trichlorofluoromethane	6.1	U vs	6.1	0.57
75-01-4	Vinyl chloride	6.1	U vs	6.1	0.74
1330-20-7	Xylenes, Total	12	U vs	12	1.0

CAS NO.	SURROGATE	%REC	Q	LIMITS
17060-07-0	1,2-Dichloroethane-d4 (Surr)	101		64-126
460-00-4	4-Bromofluorobenzene (Surr)	101		72-126
1868-53-7	Dibromofluoromethane (Surr)	97		60-140
2037-26-5	Toluene-d8 (Surr)	101		71-125

FORM I
GC/MS VOA ORGANICS ANALYSIS DATA SHEET

Lab Name: Eurofins Buffalo | Job No.: 480-195703-1
SDG No.:
Client Sample ID: B-19 | Lab Sample ID: 480-195703-5
Matrix: Solid | Lab File ID: M02673.D
Analysis Method: 8260C | Date Collected: 03/10/2022 11:50
Sample wt/vol: 5.11(g) | Date Analyzed: 03/14/2022 19:00
Soil Aliquot Vol: | Dilution Factor: 1
Soil Extract Vol.: | GC Column: ZB-624 (30) VOA ID: 0.25(mm)
% Moisture: 23.4 | Level: (low/med) Low
Analysis Batch No.: 617742 | Units: ug/Kg

CAS NO.	COMPOUND NAME	RESULT	Q	RL	MDL	
71-55-6	1,1,1-Trichloroethane	6.4	U vs	6.4	0.46	
79-34-5	1,1,2,2-Tetrachloroethane	6.4	U vs	6.4	1.0	
76-13-1	1,1,2-Trichloro-1,2,2-trifluoroethane	6.4	U vs	6.4	1.5	UJ
79-00-5	1,1,2-Trichloroethane	6.4	U vs	6.4	0.83	
75-34-3	1,1-Dichloroethane	6.4	U vs	6.4	0.78	
75-35-4	1,1-Dichloroethene	6.4	U vs	6.4	0.78	
120-82-1	1,2,4-Trichlorobenzene	6.4	U vs	6.4	0.39	
96-12-8	1,2-Dibromo-3-Chloropropane	6.4	U vs	6.4	3.2	
106-93-4	1,2-Dibromoethane	6.4	U vs	6.4	0.82	
95-50-1	1,2-Dichlorobenzene	6.4	U vs	6.4	0.50	
107-06-2	1,2-Dichloroethane	6.4	U vs	6.4	0.32	
78-87-5	1,2-Dichloropropane	6.4	U vs	6.4	3.2	
541-73-1	1,3-Dichlorobenzene	6.4	U vs	6.4	0.33	
106-46-7	1,4-Dichlorobenzene	6.4	U vs	6.4	0.89	
78-93-3	2-Butanone (MEK)	32	U vs	32	2.3	
591-78-6	2-Hexanone	32	U vs	32	3.2	
108-10-1	4-Methyl-2-pentanone (MIBK)	32	U vs	32	2.1	
67-64-1	Acetone	32	U vs	32	5.4	
71-43-2	Benzene	6.4	U vs	6.4	0.31	
75-27-4	Bromodichloromethane	6.4	U vs	6.4	0.86	
75-25-2	Bromoform	6.4	U vs	6.4	3.2	
74-83-9	Bromomethane	6.4	U vs	6.4	0.58	
75-15-0	Carbon disulfide	6.4	U vs	6.4	3.2	
56-23-5	Carbon tetrachloride	6.4	U vs	6.4	0.62	
108-90-7	Chlorobenzene	6.4	U vs	6.4	0.84	
75-00-3	Chloroethane	6.4	U vs	6.4	1.4	
67-66-3	Chloroform	6.4	U vs	6.4	0.39	
74-87-3	Chloromethane	6.4	U vs	6.4	0.39	
156-59-2	cis-1,2-Dichloroethene	6.4	U vs	6.4	0.82	
10061-01-5	cis-1,3-Dichloropropene	6.4	U vs	6.4	0.92	
110-82-7	Cyclohexane	6.4	U vs	6.4	0.89	
124-48-1	Dibromochloromethane	6.4	U vs	6.4	0.82	
75-71-8	Dichlorodifluoromethane	6.4	U vs	6.4	0.53	
100-41-4	Ethylbenzene	6.4	U vs	6.4	0.44	
98-82-8	Isopropylbenzene	6.4	U vs	6.4	0.96	

MKP 5/2/2022

FORM I
GC/MS VOA ORGANICS ANALYSIS DATA SHEET

Lab Name: Eurofins Buffalo
Job No.: 480-195703-1
SDG No.:
Client Sample ID: B-19
Lab Sample ID: 480-195703-5
Matrix: Solid
Lab File ID: M02673.D
Analysis Method: 8260C
Date Collected: 03/10/2022 11:50
Sample wt/vol: 5.11(g)
Date Analyzed: 03/14/2022 19:00
Soil Aliquot Vol:
Dilution Factor: 1
Soil Extract Vol.:
GC Column: ZB-624 (30) VOA ID: 0.25(mm)
% Moisture: 23.4
Level: (low/med) Low
Analysis Batch No.: 617742
Units: ug/Kg

CAS NO.	COMPOUND NAME	RESULT	Q	RL	MDL
79-20-9	Methyl acetate	32	U vs	32	3.9
1634-04-4	Methyl tert-butyl ether	6.4	U vs	6.4	0.63
108-87-2	Methylcyclohexane	6.4	U vs	6.4	0.97
75-09-2	Methylene Chloride	16	vs	6.4	2.9
100-42-5	Styrene	6.4	U vs	6.4	0.32
127-18-4	Tetrachloroethene	6.4	U vs	6.4	0.86
108-88-3	Toluene	6.4	U vs	6.4	0.48
156-60-5	trans-1,2-Dichloroethene	6.4	U vs	6.4	0.66
10061-02-6	trans-1,3-Dichloropropene	6.4	U vs	6.4	2.8
79-01-6	Trichloroethene	6.4	U vs	6.4	1.4
75-69-4	Trichlorofluoromethane	6.4	U vs	6.4	0.60
75-01-4	Vinyl chloride	6.4	U vs	6.4	0.78
1330-20-7	Xylenes, Total	13	U vs	13	1.1

CAS NO.	SURROGATE	%REC	Q	LIMITS
17060-07-0	1,2-Dichloroethane-d4 (Surr)	102		64-126
460-00-4	4-Bromofluorobenzene (Surr)	102		72-126
1868-53-7	Dibromofluoromethane (Surr)	108		60-140
2037-26-5	Toluene-d8 (Surr)	104		71-125

FORM I
GC/MS VOA ORGANICS ANALYSIS DATA SHEET

Lab Name: Eurofins Buffalo | Job No.: 480-195703-1
SDG No.:
Client Sample ID: B-20 | Lab Sample ID: 480-195703-6
Matrix: Solid | Lab File ID: M02674.D
Analysis Method: 8260C | Date Collected: 03/10/2022 12:00
Sample wt/vol: 5.03(g) | Date Analyzed: 03/14/2022 19:37
Soil Aliquot Vol: | Dilution Factor: 1
Soil Extract Vol.: | GC Column: ZB-624 (30) VOA ID: 0.25(mm)
% Moisture: 21.7 | Level: (low/med) Low
Analysis Batch No.: 617742 | Units: ug/Kg

CAS NO.	COMPOUND NAME	RESULT	Q	RL	MDL	
71-55-6	1,1,1-Trichloroethane	6.3	U vs	6.3	0.46	
79-34-5	1,1,2,2-Tetrachloroethane	6.3	U vs	6.3	1.0	
76-13-1	1,1,2-Trichloro-1,2,2-trifluoroethane	6.3	U vs	6.3	1.4	UJ
79-00-5	1,1,2-Trichloroethane	6.3	U vs	6.3	0.83	
75-34-3	1,1-Dichloroethane	6.3	U vs	6.3	0.77	
75-35-4	1,1-Dichloroethene	6.3	U vs	6.3	0.78	
120-82-1	1,2,4-Trichlorobenzene	6.3	U vs	6.3	0.39	
96-12-8	1,2-Dibromo-3-Chloropropane	6.3	U vs	6.3	3.2	
106-93-4	1,2-Dibromoethane	6.3	U vs	6.3	0.82	
95-50-1	1,2-Dichlorobenzene	6.3	U vs	6.3	0.50	
107-06-2	1,2-Dichloroethane	6.3	U vs	6.3	0.32	
78-87-5	1,2-Dichloropropane	6.3	U vs	6.3	3.2	
541-73-1	1,3-Dichlorobenzene	6.3	U vs	6.3	0.33	
106-46-7	1,4-Dichlorobenzene	6.3	U vs	6.3	0.89	
78-93-3	2-Butanone (MEK)	32	U vs	32	2.3	
591-78-6	2-Hexanone	32	U vs	32	3.2	
108-10-1	4-Methyl-2-pentanone (MIBK)	32	U vs	32	2.1	
67-64-1	Acetone	32	U vs	32	5.3	
71-43-2	Benzene	6.3	U vs	6.3	0.31	
75-27-4	Bromodichloromethane	6.3	U vs	6.3	0.85	
75-25-2	Bromoform	6.3	U vs	6.3	3.2	
74-83-9	Bromomethane	6.3	U vs	6.3	0.57	
75-15-0	Carbon disulfide	6.3	U vs	6.3	3.2	
56-23-5	Carbon tetrachloride	6.3	U vs	6.3	0.61	
108-90-7	Chlorobenzene	6.3	U vs	6.3	0.84	
75-00-3	Chloroethane	6.3	U vs	6.3	1.4	
67-66-3	Chloroform	6.3	U vs	6.3	0.39	
74-87-3	Chloromethane	6.3	U vs	6.3	0.38	
156-59-2	cis-1,2-Dichloroethene	6.3	U vs	6.3	0.81	
10061-01-5	cis-1,3-Dichloropropene	6.3	U vs	6.3	0.91	
110-82-7	Cyclohexane	6.3	U vs	6.3	0.89	
124-48-1	Dibromochloromethane	6.3	U vs	6.3	0.81	
75-71-8	Dichlorodifluoromethane	6.3	U vs	6.3	0.52	
100-41-4	Ethylbenzene	6.3	U vs	6.3	0.44	
98-82-8	Isopropylbenzene	6.3	U vs	6.3	0.96	

MKP 5/2/2022

FORM I
GC/MS VOA ORGANICS ANALYSIS DATA SHEET

Lab Name: Eurofins Buffalo
Job No.: 480-195703-1
SDG No.:
Client Sample ID: B-20
Lab Sample ID: 480-195703-6
Matrix: Solid
Lab File ID: M02674.D
Analysis Method: 8260C
Date Collected: 03/10/2022 12:00
Sample wt/vol: 5.03(g)
Date Analyzed: 03/14/2022 19:37
Soil Aliquot Vol:
Dilution Factor: 1
Soil Extract Vol.:
GC Column: ZB-624 (30) VOA ID: 0.25(mm)
% Moisture: 21.7
Level: (low/med) Low
Analysis Batch No.: 617742
Units: ug/Kg

CAS NO.	COMPOUND NAME	RESULT	Q	RL	MDL
79-20-9	Methyl acetate	32	U vs	32	3.8
1634-04-4	Methyl tert-butyl ether	6.3	U vs	6.3	0.62
108-87-2	Methylcyclohexane	6.3	U vs	6.3	0.96
75-09-2	Methylene Chloride	6.3	U vs	6.3	2.9
100-42-5	Styrene	6.3	U vs	6.3	0.32
127-18-4	Tetrachloroethene	6.3	U vs	6.3	0.85
108-88-3	Toluene	6.3	U vs	6.3	0.48
156-60-5	trans-1,2-Dichloroethene	6.3	U vs	6.3	0.66
10061-02-6	trans-1,3-Dichloropropene	6.3	U vs	6.3	2.8
79-01-6	Trichloroethene	6.3	U vs	6.3	1.4
75-69-4	Trichlorofluoromethane	6.3	U vs	6.3	0.60
75-01-4	Vinyl chloride	6.3	U vs	6.3	0.77
1330-20-7	Xylenes, Total	13	U vs	13	1.1

CAS NO.	SURROGATE	%REC	Q	LIMITS
17060-07-0	1,2-Dichloroethane-d4 (Surr)	109		64-126
460-00-4	4-Bromofluorobenzene (Surr)	103		72-126
1868-53-7	Dibromofluoromethane (Surr)	104		60-140
2037-26-5	Toluene-d8 (Surr)	105		71-125

FORM I
GC/MS VOA ORGANICS ANALYSIS DATA SHEET

Lab Name: Eurofins Buffalo | Job No.: 480-195703-1
SDG No.:
Client Sample ID: B-21 | Lab Sample ID: 480-195703-7
Matrix: Solid | Lab File ID: M02676.D
Analysis Method: 8260C | Date Collected: 03/10/2022 12:15
Sample wt/vol: 5.01(g) | Date Analyzed: 03/14/2022 20:25
Soil Aliquot Vol: | Dilution Factor: 1
Soil Extract Vol.: | GC Column: ZB-624 (30) VOA ID: 0.25(mm)
% Moisture: 19.9 | Level: (low/med) Low
Analysis Batch No.: 617742 | Units: ug/Kg

CAS NO.	COMPOUND NAME	RESULT	Q	RL	MDL	
71-55-6	1,1,1-Trichloroethane	6.2	U vs	6.2	0.45	
79-34-5	1,1,2,2-Tetrachloroethane	6.2	U vs	6.2	1.0	
76-13-1	1,1,2-Trichloro-1,2,2-trifluoroethane	6.2	U vs	6.2	1.4	UJ
79-00-5	1,1,2-Trichloroethane	6.2	U vs	6.2	0.81	
75-34-3	1,1-Dichloroethane	6.2	U vs	6.2	0.76	
75-35-4	1,1-Dichloroethene	6.2	U vs	6.2	0.76	
120-82-1	1,2,4-Trichlorobenzene	6.2	U vs	6.2	0.38	
96-12-8	1,2-Dibromo-3-Chloropropane	6.2	U vs	6.2	3.1	
106-93-4	1,2-Dibromoethane	6.2	U vs	6.2	0.80	
95-50-1	1,2-Dichlorobenzene	6.2	U vs	6.2	0.49	
107-06-2	1,2-Dichloroethane	6.2	U vs	6.2	0.31	
78-87-5	1,2-Dichloropropane	6.2	U vs	6.2	3.1	
541-73-1	1,3-Dichlorobenzene	6.2	U vs	6.2	0.32	
106-46-7	1,4-Dichlorobenzene	6.2	U vs	6.2	0.87	
78-93-3	2-Butanone (MEK)	31	U vs	31	2.3	
591-78-6	2-Hexanone	31	U vs	31	3.1	
108-10-1	4-Methyl-2-pentanone (MIBK)	31	U vs	31	2.0	
67-64-1	Acetone	31	U vs	31	5.2	
71-43-2	Benzene	6.2	U vs	6.2	0.31	
75-27-4	Bromodichloromethane	6.2	U vs	6.2	0.84	
75-25-2	Bromoform	6.2	U vs	6.2	3.1	
74-83-9	Bromomethane	6.2	U vs	6.2	0.56	
75-15-0	Carbon disulfide	6.2	U vs	6.2	3.1	
56-23-5	Carbon tetrachloride	6.2	U vs	6.2	0.60	
108-90-7	Chlorobenzene	6.2	U vs	6.2	0.82	
75-00-3	Chloroethane	6.2	U vs	6.2	1.4	
67-66-3	Chloroform	6.2	U vs	6.2	0.39	
74-87-3	Chloromethane	6.2	U vs	6.2	0.38	
156-59-2	cis-1,2-Dichloroethene	6.2	U vs	6.2	0.80	
10061-01-5	cis-1,3-Dichloropropene	6.2	U vs	6.2	0.90	
110-82-7	Cyclohexane	6.2	U vs	6.2	0.87	
124-48-1	Dibromochloromethane	6.2	U vs	6.2	0.80	
75-71-8	Dichlorodifluoromethane	6.2	U vs	6.2	0.51	
100-41-4	Ethylbenzene	6.2	U vs	6.2	0.43	
98-82-8	Isopropylbenzene	6.2	U vs	6.2	0.94	

FORM I
GC/MS VOA ORGANICS ANALYSIS DATA SHEET

Lab Name: Eurofins Buffalo
Job No.: 480-195703-1
SDG No.:
Client Sample ID: B-21
Lab Sample ID: 480-195703-7
Matrix: Solid
Lab File ID: M02676.D
Analysis Method: 8260C
Date Collected: 03/10/2022 12:15
Sample wt/vol: 5.01(g)
Date Analyzed: 03/14/2022 20:25
Soil Aliquot Vol:
Dilution Factor: 1
Soil Extract Vol.:
GC Column: ZB-624 (30) VOA ID: 0.25(mm)
% Moisture: 19.9
Level: (low/med) Low
Analysis Batch No.: 617742
Units: ug/Kg

CAS NO.	COMPOUND NAME	RESULT	Q	RL	MDL
79-20-9	Methyl acetate	31	U vs	31	3.8
1634-04-4	Methyl tert-butyl ether	6.2	U vs	6.2	0.61
108-87-2	Methylcyclohexane	6.2	U vs	6.2	0.95
75-09-2	Methylene Chloride	6.2	U vs	6.2	2.9
100-42-5	Styrene	6.2	U vs	6.2	0.31
127-18-4	Tetrachloroethene	6.2	U vs	6.2	0.84
108-88-3	Toluene	6.2	U vs	6.2	0.47
156-60-5	trans-1,2-Dichloroethene	6.2	U vs	6.2	0.64
10061-02-6	trans-1,3-Dichloropropene	6.2	U vs	6.2	2.7
79-01-6	Trichloroethene	6.2	U vs	6.2	1.4
75-69-4	Trichlorofluoromethane	6.2	U vs	6.2	0.59
75-01-4	Vinyl chloride	6.2	U vs	6.2	0.76
1330-20-7	Xylenes, Total	12	U vs	12	1.0

CAS NO.	SURROGATE	%REC	Q	LIMITS
17060-07-0	1,2-Dichloroethane-d4 (Surr)	114		64-126
460-00-4	4-Bromofluorobenzene (Surr)	105		72-126
1868-53-7	Dibromofluoromethane (Surr)	111		60-140
2037-26-5	Toluene-d8 (Surr)	98		71-125

FORM I
GC/MS VOA ORGANICS ANALYSIS DATA SHEET

Lab Name: Eurofins Buffalo | Job No.: 480-195703-1
SDG No.:
Client Sample ID: B-22 | Lab Sample ID: 480-195703-8
Matrix: Solid | Lab File ID: M02677.D
Analysis Method: 8260C | Date Collected: 03/10/2022 12:30
Sample wt/vol: 5.16(g) | Date Analyzed: 03/14/2022 20:49
Soil Aliquot Vol: | Dilution Factor: 1
Soil Extract Vol.: | GC Column: ZB-624 (30) VOA ID: 0.25(mm)
% Moisture: 20.8 | Level: (low/med) Low
Analysis Batch No.: 617742 | Units: ug/Kg

CAS NO.	COMPOUND NAME	RESULT	Q	RL	MDL	
71-55-6	1,1,1-Trichloroethane	6.1	U vs	6.1	0.44	
79-34-5	1,1,2,2-Tetrachloroethane	6.1	U vs	6.1	0.99	
76-13-1	1,1,2-Trichloro-1,2,2-trifluoroethane	6.1	U vs	6.1	1.4	UJ
79-00-5	1,1,2-Trichloroethane	6.1	U vs	6.1	0.80	
75-34-3	1,1-Dichloroethane	6.1	U vs	6.1	0.75	
75-35-4	1,1-Dichloroethene	6.1	U vs	6.1	0.75	
120-82-1	1,2,4-Trichlorobenzene	6.1	U vs	6.1	0.37	
96-12-8	1,2-Dibromo-3-Chloropropane	6.1	U vs	6.1	3.1	
106-93-4	1,2-Dibromoethane	6.1	U vs	6.1	0.79	
95-50-1	1,2-Dichlorobenzene	6.1	U vs	6.1	0.48	
107-06-2	1,2-Dichloroethane	6.1	U vs	6.1	0.31	
78-87-5	1,2-Dichloropropane	6.1	U vs	6.1	3.1	
541-73-1	1,3-Dichlorobenzene	6.1	U vs	6.1	0.31	
106-46-7	1,4-Dichlorobenzene	6.1	U vs	6.1	0.86	
78-93-3	2-Butanone (MEK)	31	U vs	31	2.2	
591-78-6	2-Hexanone	31	U vs	31	3.1	
108-10-1	4-Methyl-2-pentanone (MIBK)	31	U vs	31	2.0	
67-64-1	Acetone	31	U vs	31	5.2	
71-43-2	Benzene	6.1	U vs	6.1	0.30	
75-27-4	Bromodichloromethane	6.1	U vs	6.1	0.82	
75-25-2	Bromoform	6.1	U vs	6.1	3.1	
74-83-9	Bromomethane	6.1	U vs	6.1	0.55	
75-15-0	Carbon disulfide	6.1	U vs	6.1	3.1	
56-23-5	Carbon tetrachloride	6.1	U vs	6.1	0.59	
108-90-7	Chlorobenzene	6.1	U vs	6.1	0.81	
75-00-3	Chloroethane	6.1	U vs	6.1	1.4	
67-66-3	Chloroform	6.1	U vs	6.1	0.38	
74-87-3	Chloromethane	6.1	U vs	6.1	0.37	
156-59-2	cis-1,2-Dichloroethene	6.1	U vs	6.1	0.78	
10061-01-5	cis-1,3-Dichloropropene	6.1	U vs	6.1	0.88	
110-82-7	Cyclohexane	6.1	U vs	6.1	0.86	
124-48-1	Dibromochloromethane	6.1	U vs	6.1	0.78	
75-71-8	Dichlorodifluoromethane	6.1	U vs	6.1	0.51	
100-41-4	Ethylbenzene	6.1	U vs	6.1	0.42	
98-82-8	Isopropylbenzene	6.1	U vs	6.1	0.92	

MKP 5/2/2022

FORM I
GC/MS VOA ORGANICS ANALYSIS DATA SHEET

Lab Name: Eurofins Buffalo
Job No.: 480-195703-1
SDG No.:
Client Sample ID: B-22
Lab Sample ID: 480-195703-8
Matrix: Solid
Lab File ID: M02677.D
Analysis Method: 8260C
Date Collected: 03/10/2022 12:30
Sample wt/vol: 5.16(g)
Date Analyzed: 03/14/2022 20:49
Soil Aliquot Vol:
Dilution Factor: 1
Soil Extract Vol.:
GC Column: ZB-624 (30) VOA ID: 0.25(mm)
% Moisture: 20.8
Level: (low/med) Low
Analysis Batch No.: 617742
Units: ug/Kg

CAS NO.	COMPOUND NAME	RESULT	Q	RL	MDL
79-20-9	Methyl acetate	31	U vs	31	3.7
1634-04-4	Methyl tert-butyl ether	6.1	U vs	6.1	0.60
108-87-2	Methylcyclohexane	6.1	U vs	6.1	0.93
75-09-2	Methylene Chloride	48	vs	6.1	2.8
100-42-5	Styrene	6.1	U vs	6.1	0.31
127-18-4	Tetrachloroethene	6.1	U vs	6.1	0.82
108-88-3	Toluene	6.1	U vs	6.1	0.46
156-60-5	trans-1,2-Dichloroethene	6.1	U vs	6.1	0.63
10061-02-6	trans-1,3-Dichloropropene	6.1	U vs	6.1	2.7
79-01-6	Trichloroethene	6.1	U vs	6.1	1.3
75-69-4	Trichlorofluoromethane	6.1	U vs	6.1	0.58
75-01-4	Vinyl chloride	6.1	U vs	6.1	0.75
1330-20-7	Xylenes, Total	12	U vs	12	1.0

CAS NO.	SURROGATE	%REC	Q	LIMITS
17060-07-0	1,2-Dichloroethane-d4 (Surr)	108		64-126
460-00-4	4-Bromofluorobenzene (Surr)	95		72-126
1868-53-7	Dibromofluoromethane (Surr)	110		60-140
2037-26-5	Toluene-d8 (Surr)	106		71-125

FORM I
GC/MS VOA ORGANICS ANALYSIS DATA SHEET

Lab Name: Eurofins Buffalo | Job No.: 480-195703-1
SDG No.:
Client Sample ID: B-23 | Lab Sample ID: 480-195703-9
Matrix: Solid | Lab File ID: M02678.D
Analysis Method: 8260C | Date Collected: 03/10/2022 12:40
Sample wt/vol: 5.01(g) | Date Analyzed: 03/14/2022 21:13
Soil Aliquot Vol: | Dilution Factor: 1
Soil Extract Vol.: | GC Column: ZB-624 (30) VOA ID: 0.25(mm)
% Moisture: 19.2 | Level: (low/med) Low
Analysis Batch No.: 617742 | Units: ug/Kg

CAS NO.	COMPOUND NAME	RESULT	Q	RL	MDL	
71-55-6	1,1,1-Trichloroethane	6.2	U vs	6.2	0.45	
79-34-5	1,1,2,2-Tetrachloroethane	6.2	U vs	6.2	1.0	
76-13-1	1,1,2-Trichloro-1,2,2-trifluoroethane	6.2	U vs	6.2	1.4	UJ
79-00-5	1,1,2-Trichloroethane	6.2	U vs	6.2	0.80	
75-34-3	1,1-Dichloroethane	6.2	U vs	6.2	0.75	
75-35-4	1,1-Dichloroethene	6.2	U vs	6.2	0.76	
120-82-1	1,2,4-Trichlorobenzene	6.2	U vs	6.2	0.38	
96-12-8	1,2-Dibromo-3-Chloropropane	6.2	U vs	6.2	3.1	
106-93-4	1,2-Dibromoethane	6.2	U vs	6.2	0.79	
95-50-1	1,2-Dichlorobenzene	6.2	U vs	6.2	0.48	
107-06-2	1,2-Dichloroethane	6.2	U vs	6.2	0.31	
78-87-5	1,2-Dichloropropane	6.2	U vs	6.2	3.1	
541-73-1	1,3-Dichlorobenzene	6.2	U vs	6.2	0.32	
106-46-7	1,4-Dichlorobenzene	6.2	U vs	6.2	0.86	
78-93-3	2-Butanone (MEK)	31	U vs	31	2.3	
591-78-6	2-Hexanone	31	U vs	31	3.1	
108-10-1	4-Methyl-2-pentanone (MIBK)	31	U vs	31	2.0	
67-64-1	Acetone	31	U vs	31	5.2	
71-43-2	Benzene	6.2	U vs	6.2	0.30	
75-27-4	Bromodichloromethane	6.2	U vs	6.2	0.83	
75-25-2	Bromoform	6.2	U vs	6.2	3.1	
74-83-9	Bromomethane	6.2	U vs	6.2	0.56	
75-15-0	Carbon disulfide	6.2	U vs	6.2	3.1	
56-23-5	Carbon tetrachloride	6.2	U vs	6.2	0.60	
108-90-7	Chlorobenzene	6.2	U vs	6.2	0.82	
75-00-3	Chloroethane	6.2	U vs	6.2	1.4	
67-66-3	Chloroform	6.2	U vs	6.2	0.38	
74-87-3	Chloromethane	6.2	U vs	6.2	0.37	
156-59-2	cis-1,2-Dichloroethene	6.2	U vs	6.2	0.79	
10061-01-5	cis-1,3-Dichloropropene	6.2	U vs	6.2	0.89	
110-82-7	Cyclohexane	6.2	U vs	6.2	0.86	
124-48-1	Dibromochloromethane	6.2	U vs	6.2	0.79	
75-71-8	Dichlorodifluoromethane	6.2	U vs	6.2	0.51	
100-41-4	Ethylbenzene	6.2	U vs	6.2	0.43	
98-82-8	Isopropylbenzene	6.2	U vs	6.2	0.93	

MKP 5/2/2022

FORM I
GC/MS VOA ORGANICS ANALYSIS DATA SHEET

Lab Name: Eurofins Buffalo
Job No.: 480-195703-1
SDG No.:
Client Sample ID: B-23
Lab Sample ID: 480-195703-9
Matrix: Solid
Lab File ID: M02678.D
Analysis Method: 8260C
Date Collected: 03/10/2022 12:40
Sample wt/vol: 5.01(g)
Date Analyzed: 03/14/2022 21:13
Soil Aliquot Vol:
Dilution Factor: 1
Soil Extract Vol.:
GC Column: ZB-624 (30) VOA ID: 0.25(mm)
% Moisture: 19.2
Level: (low/med) Low
Analysis Batch No.: 617742
Units: ug/Kg

CAS NO.	COMPOUND NAME	RESULT	Q	RL	MDL
79-20-9	Methyl acetate	31	U vs	31	3.7
1634-04-4	Methyl tert-butyl ether	6.2	U vs	6.2	0.61
108-87-2	Methylcyclohexane	6.2	U vs	6.2	0.94
75-09-2	Methylene Chloride	6.2	U vs	6.2	2.8
100-42-5	Styrene	6.2	U vs	6.2	0.31
127-18-4	Tetrachloroethene	6.2	U vs	6.2	0.83
108-88-3	Toluene	6.2	U vs	6.2	0.47
156-60-5	trans-1,2-Dichloroethene	6.2	U vs	6.2	0.64
10061-02-6	trans-1,3-Dichloropropene	6.2	U vs	6.2	2.7
79-01-6	Trichloroethene	6.2	U vs	6.2	1.4
75-69-4	Trichlorofluoromethane	6.2	U vs	6.2	0.58
75-01-4	Vinyl chloride	6.2	U vs	6.2	0.75
1330-20-7	Xylenes, Total	12	U vs	12	1.0

CAS NO.	SURROGATE	%REC	Q	LIMITS
17060-07-0	1,2-Dichloroethane-d4 (Surr)	110		64-126
460-00-4	4-Bromofluorobenzene (Surr)	106		72-126
1868-53-7	Dibromofluoromethane (Surr)	109		60-140
2037-26-5	Toluene-d8 (Surr)	104		71-125

FORM I
GC/MS VOA ORGANICS ANALYSIS DATA SHEET

Lab Name: Eurofins Buffalo | Job No.: 480-195703-1
SDG No.:
Client Sample ID: B-24 | Lab Sample ID: 480-195703-10
Matrix: Solid | Lab File ID: M02679.D
Analysis Method: 8260C | Date Collected: 03/10/2022 12:50
Sample wt/vol: 5.13(g) | Date Analyzed: 03/14/2022 21:37
Soil Aliquot Vol: | Dilution Factor: 1
Soil Extract Vol.: | GC Column: ZB-624 (30) VOA ID: 0.25(mm)
% Moisture: 16.1 | Level: (low/med) Low
Analysis Batch No.: 617742 | Units: ug/Kg

CAS NO.	COMPOUND NAME	RESULT	Q	RL	MDL	
71-55-6	1,1,1-Trichloroethane	5.8	U vs	5.8	0.42	
79-34-5	1,1,2,2-Tetrachloroethane	5.8	U vs	5.8	0.94	
76-13-1	1,1,2-Trichloro-1,2,2-trifluoroethane	5.8	U vs	5.8	1.3	UJ
79-00-5	1,1,2-Trichloroethane	5.8	U vs	5.8	0.75	
75-34-3	1,1-Dichloroethane	5.8	U vs	5.8	0.71	
75-35-4	1,1-Dichloroethene	5.8	U vs	5.8	0.71	
120-82-1	1,2,4-Trichlorobenzene	5.8	U vs	5.8	0.35	
96-12-8	1,2-Dibromo-3-Chloropropane	5.8	U vs	5.8	2.9	
106-93-4	1,2-Dibromoethane	5.8	U vs	5.8	0.75	
95-50-1	1,2-Dichlorobenzene	5.8	U vs	5.8	0.45	
107-06-2	1,2-Dichloroethane	5.8	U vs	5.8	0.29	
78-87-5	1,2-Dichloropropane	5.8	U vs	5.8	2.9	
541-73-1	1,3-Dichlorobenzene	5.8	U vs	5.8	0.30	
106-46-7	1,4-Dichlorobenzene	5.8	U vs	5.8	0.81	
78-93-3	2-Butanone (MEK)	29	U vs	29	2.1	
591-78-6	2-Hexanone	29	U vs	29	2.9	
108-10-1	4-Methyl-2-pentanone (MIBK)	29	U vs	29	1.9	
67-64-1	Acetone	5.3	J vs	29	4.9	
71-43-2	Benzene	5.8	U vs	5.8	0.28	
75-27-4	Bromodichloromethane	5.8	U vs	5.8	0.78	
75-25-2	Bromoform	5.8	U vs	5.8	2.9	
74-83-9	Bromomethane	5.8	U vs	5.8	0.52	
75-15-0	Carbon disulfide	5.8	U vs	5.8	2.9	
56-23-5	Carbon tetrachloride	5.8	U vs	5.8	0.56	
108-90-7	Chlorobenzene	5.8	U vs	5.8	0.77	
75-00-3	Chloroethane	5.8	U vs	5.8	1.3	
67-66-3	Chloroform	5.8	U vs	5.8	0.36	
74-87-3	Chloromethane	5.8	U vs	5.8	0.35	
156-59-2	cis-1,2-Dichloroethene	5.8	U vs	5.8	0.74	
10061-01-5	cis-1,3-Dichloropropene	5.8	U vs	5.8	0.84	
110-82-7	Cyclohexane	5.8	U vs	5.8	0.81	
124-48-1	Dibromochloromethane	5.8	U vs	5.8	0.74	
75-71-8	Dichlorodifluoromethane	5.8	U vs	5.8	0.48	
100-41-4	Ethylbenzene	5.8	U vs	5.8	0.40	
98-82-8	Isopropylbenzene	5.8	U vs	5.8	0.88	

FORM I
GC/MS VOA ORGANICS ANALYSIS DATA SHEET

Lab Name: Eurofins Buffalo
Job No.: 480-195703-1
SDG No.:
Client Sample ID: B-24
Lab Sample ID: 480-195703-10
Matrix: Solid
Lab File ID: M02679.D
Analysis Method: 8260C
Date Collected: 03/10/2022 12:50
Sample wt/vol: 5.13(g)
Date Analyzed: 03/14/2022 21:37
Soil Aliquot Vol:
Dilution Factor: 1
Soil Extract Vol.:
GC Column: ZB-624 (30) VOA ID: 0.25(mm)
% Moisture: 16.1
Level: (low/med) Low
Analysis Batch No.: 617742
Units: ug/Kg

CAS NO.	COMPOUND NAME	RESULT	Q	RL	MDL
79-20-9	Methyl acetate	29	U vs	29	3.5
1634-04-4	Methyl tert-butyl ether	5.8	U vs	5.8	0.57
108-87-2	Methylcyclohexane	5.8	U vs	5.8	0.88
75-09-2	Methylene Chloride	15	vs	5.8	2.7
100-42-5	Styrene	5.8	U vs	5.8	0.29
127-18-4	Tetrachloroethene	5.8	U vs	5.8	0.78
108-88-3	Toluene	5.8	U vs	5.8	0.44
156-60-5	trans-1,2-Dichloroethene	5.8	U vs	5.8	0.60
10061-02-6	trans-1,3-Dichloropropene	5.8	U vs	5.8	2.6
79-01-6	Trichloroethene	5.8	U vs	5.8	1.3
75-69-4	Trichlorofluoromethane	5.8	U vs	5.8	0.55
75-01-4	Vinyl chloride	5.8	U vs	5.8	0.71
1330-20-7	Xylenes, Total	12	U vs	12	0.98

CAS NO.	SURROGATE	%REC	Q	LIMITS
17060-07-0	1,2-Dichloroethane-d4 (Surr)	107		64-126
460-00-4	4-Bromofluorobenzene (Surr)	94		72-126
1868-53-7	Dibromofluoromethane (Surr)	106		60-140
2037-26-5	Toluene-d8 (Surr)	108		71-125

FORM I
GC/MS VOA ORGANICS ANALYSIS DATA SHEET

Lab Name: Eurofins Buffalo | Job No.: 480-195703-1
SDG No.:
Client Sample ID: B-50 | Lab Sample ID: 480-195703-11
Matrix: Solid | Lab File ID: M02680.D
Analysis Method: 8260C | Date Collected: 03/10/2022 13:00
Sample wt/vol: 5.14(g) | Date Analyzed: 03/14/2022 22:01
Soil Aliquot Vol: | Dilution Factor: 1
Soil Extract Vol.: | GC Column: ZB-624 (30) VOA ID: 0.25(mm)
% Moisture: 13.4 | Level: (low/med) Low
Analysis Batch No.: 617742 | Units: ug/Kg

CAS NO.	COMPOUND NAME	RESULT	Q	RL	MDL	
71-55-6	1,1,1-Trichloroethane	5.6	U vs F1	5.6	0.41	UJ
79-34-5	1,1,2,2-Tetrachloroethane	5.6	U vs F1	5.6	0.91	UJ
76-13-1	1,1,2-Trichloro-1,2,2-trifluoroethane	5.6	U vs F1	5.6	1.3	UJ
79-00-5	1,1,2-Trichloroethane	5.6	U vs F1	5.6	0.73	UJ
75-34-3	1,1-Dichloroethane	5.6	U vs	5.6	0.69	
75-35-4	1,1-Dichloroethene	5.6	U vs F1	5.6	0.69	UJ
120-82-1	1,2,4-Trichlorobenzene	5.6	U vs F1	5.6	0.34	UJ
96-12-8	1,2-Dibromo-3-Chloropropane	5.6	U vs F1	5.6	2.8	UJ
106-93-4	1,2-Dibromoethane	5.6	U vs F1	5.6	0.72	UJ
95-50-1	1,2-Dichlorobenzene	5.6	U vs	5.6	0.44	
107-06-2	1,2-Dichloroethane	5.6	U vs	5.6	0.28	
78-87-5	1,2-Dichloropropane	5.6	U vs	5.6	2.8	
541-73-1	1,3-Dichlorobenzene	5.6	U vs	5.6	0.29	
106-46-7	1,4-Dichlorobenzene	5.6	U vs	5.6	0.79	
78-93-3	2-Butanone (MEK)	28	U vs F1	28	2.1	UJ
591-78-6	2-Hexanone	28	U vs	28	2.8	
108-10-1	4-Methyl-2-pentanone (MIBK)	28	U vs F1	28	1.8	UJ
67-64-1	Acetone	28	U vs F1	28	4.7	UJ
71-43-2	Benzene	5.6	U vs	5.6	0.28	
75-27-4	Bromodichloromethane	5.6	U vs	5.6	0.75	
75-25-2	Bromoform	5.6	U vs	5.6	2.8	
74-83-9	Bromomethane	5.6	U vs	5.6	0.51	
75-15-0	Carbon disulfide	5.6	U vs F1	5.6	2.8	UJ
56-23-5	Carbon tetrachloride	5.6	U vs F1	5.6	0.54	UJ
108-90-7	Chlorobenzene	5.6	U vs	5.6	0.74	
75-00-3	Chloroethane	5.6	U vs	5.6	1.3	
67-66-3	Chloroform	5.6	U vs	5.6	0.35	
74-87-3	Chloromethane	5.6	U vs	5.6	0.34	

FORM I
GC/MS VOA ORGANICS ANALYSIS DATA SHEET

Lab Name: Eurofins Buffalo | Job No.: 480-195703-1
SDG No.:
Client Sample ID: B-50 | Lab Sample ID: 480-195703-11
Matrix: Solid | Lab File ID: M02680.D
Analysis Method: 8260C | Date Collected: 03/10/2022 13:00
Sample wt/vol: 5.14(g) | Date Analyzed: 03/14/2022 22:01
Soil Aliquot Vol: | Dilution Factor: 1
Soil Extract Vol.: | GC Column: ZB-624 (30) VOA ID: 0.25(mm)
% Moisture: 13.4 | Level: (low/med) Low
Analysis Batch No.: 617742 | Units: ug/Kg

CAS NO.	COMPOUND NAME	RESULT	Q	RL	MDL	
156-59-2	cis-1,2-Dichloroethene	5.6	U vs	5.6	0.72	
10061-01-5	cis-1,3-Dichloropropene	5.6	U vs	5.6	0.81	
110-82-7	Cyclohexane	5.6	U vs F1	5.6	0.79	UJ
124-48-1	Dibromochloromethane	5.6	U vs	5.6	0.72	
75-71-8	Dichlorodifluoromethane	5.6	U vs	5.6	0.46	
100-41-4	Ethylbenzene	5.6	U vs	5.6	0.39	
98-82-8	Isopropylbenzene	5.6	U vs	5.6	0.85	
79-20-9	Methyl acetate	28	U vs	28	3.4	
1634-04-4	Methyl tert-butyl ether	5.6	U vs	5.6	0.55	
108-87-2	Methylcyclohexane	5.6	U vs F1	5.6	0.85	UJ
75-09-2	Methylene Chloride	5.6	U vs	5.6	2.6	
100-42-5	Styrene	5.6	U vs	5.6	0.28	
127-18-4	Tetrachloroethene	5.6	U vs	5.6	0.75	
108-88-3	Toluene	5.6	U vs	5.6	0.42	
156-60-5	trans-1,2-Dichloroethene	5.6	U vs	5.6	0.58	
10061-02-6	trans-1,3-Dichloropropene	5.6	U vs	5.6	2.5	
79-01-6	Trichloroethene	5.6	U vs	5.6	1.2	
75-69-4	Trichlorofluoromethane	5.6	U vs F1	5.6	0.53	UJ
75-01-4	Vinyl chloride	5.6	U vs	5.6	0.69	
1330-20-7	Xylenes, Total	11	U vs	11	0.94	

CAS NO.	SURROGATE	%REC	Q	LIMITS
17060-07-0	1,2-Dichloroethane-d4 (Surr)	111		64-126
460-00-4	4-Bromofluorobenzene (Surr)	108		72-126
1868-53-7	Dibromofluoromethane (Surr)	104		60-140
2037-26-5	Toluene-d8 (Surr)	102		71-125

MKP 5/2/2022

FORM I
GC/MS VOA ORGANICS ANALYSIS DATA SHEET

Lab Name: Eurofins Buffalo | Job No.: 480-195703-1
SDG No.:
Client Sample ID: B-51 | Lab Sample ID: 480-195703-12
Matrix: Solid | Lab File ID: M02681.D
Analysis Method: 8260C | Date Collected: 03/10/2022 13:15
Sample wt/vol: 5.01(g) | Date Analyzed: 03/14/2022 22:25
Soil Aliquot Vol: | Dilution Factor: 1
Soil Extract Vol.: | GC Column: ZB-624 (30) VOA ID: 0.25(mm)
% Moisture: 17.4 | Level: (low/med) Low
Analysis Batch No.: 617742 | Units: ug/Kg

CAS NO.	COMPOUND NAME	RESULT	Q	RL	MDL	
71-55-6	1,1,1-Trichloroethane	6.0	U vs	6.0	0.44	
79-34-5	1,1,2,2-Tetrachloroethane	6.0	U vs	6.0	0.98	
76-13-1	1,1,2-Trichloro-1,2,2-trifluoroethane	6.0	U vs	6.0	1.4	UJ
79-00-5	1,1,2-Trichloroethane	6.0	U vs	6.0	0.79	
75-34-3	1,1-Dichloroethane	6.0	U vs	6.0	0.74	
75-35-4	1,1-Dichloroethene	6.0	U vs	6.0	0.74	
120-82-1	1,2,4-Trichlorobenzene	6.0	U vs	6.0	0.37	
96-12-8	1,2-Dibromo-3-Chloropropane	6.0	U vs	6.0	3.0	
106-93-4	1,2-Dibromoethane	6.0	U vs	6.0	0.78	
95-50-1	1,2-Dichlorobenzene	6.0	U vs	6.0	0.47	
107-06-2	1,2-Dichloroethane	6.0	U vs	6.0	0.30	
78-87-5	1,2-Dichloropropane	6.0	U vs	6.0	3.0	
541-73-1	1,3-Dichlorobenzene	6.0	U vs	6.0	0.31	
106-46-7	1,4-Dichlorobenzene	6.0	U vs	6.0	0.85	
78-93-3	2-Butanone (MEK)	30	U vs	30	2.2	
591-78-6	2-Hexanone	30	U vs	30	3.0	
108-10-1	4-Methyl-2-pentanone (MIBK)	30	U vs	30	2.0	
67-64-1	Acetone	30	U vs	30	5.1	
71-43-2	Benzene	6.0	U vs	6.0	0.30	
75-27-4	Bromodichloromethane	6.0	U vs	6.0	0.81	
75-25-2	Bromoform	6.0	U vs	6.0	3.0	
74-83-9	Bromomethane	6.0	U vs	6.0	0.54	
75-15-0	Carbon disulfide	6.0	U vs	6.0	3.0	
56-23-5	Carbon tetrachloride	6.0	U vs	6.0	0.58	
108-90-7	Chlorobenzene	6.0	U vs	6.0	0.80	
75-00-3	Chloroethane	6.0	U vs	6.0	1.4	
67-66-3	Chloroform	0.41	J vs	6.0	0.37	
74-87-3	Chloromethane	6.0	U vs	6.0	0.37	
156-59-2	cis-1,2-Dichloroethene	6.0	U vs	6.0	0.77	
10061-01-5	cis-1,3-Dichloropropene	6.0	U vs	6.0	0.87	
110-82-7	Cyclohexane	6.0	U vs	6.0	0.85	
124-48-1	Dibromochloromethane	6.0	U vs	6.0	0.77	
75-71-8	Dichlorodifluoromethane	6.0	U vs	6.0	0.50	
100-41-4	Ethylbenzene	6.0	U vs	6.0	0.42	
98-82-8	Isopropylbenzene	6.0	U vs	6.0	0.91	

MKP 5/2/2022

FORM I
GC/MS VOA ORGANICS ANALYSIS DATA SHEET

Lab Name: Eurofins Buffalo
Job No.: 480-195703-1
SDG No.:
Client Sample ID: B-51
Lab Sample ID: 480-195703-12
Matrix: Solid
Lab File ID: M02681.D
Analysis Method: 8260C
Date Collected: 03/10/2022 13:15
Sample wt/vol: 5.01(g)
Date Analyzed: 03/14/2022 22:25
Soil Aliquot Vol:
Dilution Factor: 1
Soil Extract Vol.:
GC Column: ZB-624 (30) VOA ID: 0.25(mm)
% Moisture: 17.4
Level: (low/med) Low
Analysis Batch No.: 617742
Units: ug/Kg

CAS NO.	COMPOUND NAME	RESULT	Q	RL	MDL
79-20-9	Methyl acetate	30	U vs	30	3.7
1634-04-4	Methyl tert-butyl ether	6.0	U vs	6.0	0.59
108-87-2	Methylcyclohexane	6.0	U vs	6.0	0.92
75-09-2	Methylene Chloride	17	vs	6.0	2.8
100-42-5	Styrene	6.0	U vs	6.0	0.30
127-18-4	Tetrachloroethene	6.0	U vs	6.0	0.81
108-88-3	Toluene	6.0	U vs	6.0	0.46
156-60-5	trans-1,2-Dichloroethene	6.0	U vs	6.0	0.62
10061-02-6	trans-1,3-Dichloropropene	6.0	U vs	6.0	2.7
79-01-6	Trichloroethene	6.0	U vs	6.0	1.3
75-69-4	Trichlorofluoromethane	6.0	U vs	6.0	0.57
75-01-4	Vinyl chloride	6.0	U vs	6.0	0.74
1330-20-7	Xylenes, Total	12	U vs	12	1.0

CAS NO.	SURROGATE	%REC	Q	LIMITS
17060-07-0	1,2-Dichloroethane-d4 (Surr)	109		64-126
460-00-4	4-Bromofluorobenzene (Surr)	95		72-126
1868-53-7	Dibromofluoromethane (Surr)	113		60-140
2037-26-5	Toluene-d8 (Surr)	109		71-125

FORM I
GC/MS VOA ORGANICS ANALYSIS DATA SHEET

Lab Name: Eurofins Buffalo | Job No.: 480-195703-1
SDG No.:
Client Sample ID: B-52 | Lab Sample ID: 480-195703-13
Matrix: Solid | Lab File ID: M02682.D
Analysis Method: 8260C | Date Collected: 03/10/2022 13:30
Sample wt/vol: 5.16(g) | Date Analyzed: 03/14/2022 22:49
Soil Aliquot Vol: | Dilution Factor: 1
Soil Extract Vol.: | GC Column: ZB-624 (30) VOA ID: 0.25(mm)
% Moisture: 19.7 | Level: (low/med) Low
Analysis Batch No.: 617742 | Units: ug/Kg

CAS NO.	COMPOUND NAME	RESULT	Q	RL	MDL	
71-55-6	1,1,1-Trichloroethane	6.0	U vs	6.0	0.44	
79-34-5	1,1,2,2-Tetrachloroethane	6.0	U vs	6.0	0.98	
76-13-1	1,1,2-Trichloro-1,2,2-trifluoroethane	6.0	U vs	6.0	1.4	UJ
79-00-5	1,1,2-Trichloroethane	6.0	U vs	6.0	0.78	
75-34-3	1,1-Dichloroethane	6.0	U vs	6.0	0.74	
75-35-4	1,1-Dichloroethene	6.0	U vs	6.0	0.74	
120-82-1	1,2,4-Trichlorobenzene	6.0	U vs	6.0	0.37	
96-12-8	1,2-Dibromo-3-Chloropropane	6.0	U vs	6.0	3.0	
106-93-4	1,2-Dibromoethane	6.0	U vs	6.0	0.77	
95-50-1	1,2-Dichlorobenzene	6.0	U vs	6.0	0.47	
107-06-2	1,2-Dichloroethane	6.0	U vs	6.0	0.30	
78-87-5	1,2-Dichloropropane	6.0	U vs	6.0	3.0	
541-73-1	1,3-Dichlorobenzene	6.0	U vs	6.0	0.31	
106-46-7	1,4-Dichlorobenzene	6.0	U vs	6.0	0.84	
78-93-3	2-Butanone (MEK)	30	U vs	30	2.2	
591-78-6	2-Hexanone	30	U vs	30	3.0	
108-10-1	4-Methyl-2-pentanone (MIBK)	30	U vs	30	2.0	
67-64-1	Acetone	30	U vs	30	5.1	
71-43-2	Benzene	6.0	U vs	6.0	0.30	
75-27-4	Bromodichloromethane	6.0	U vs	6.0	0.81	
75-25-2	Bromoform	6.0	U vs	6.0	3.0	
74-83-9	Bromomethane	6.0	U vs	6.0	0.54	
75-15-0	Carbon disulfide	6.0	U vs	6.0	3.0	
56-23-5	Carbon tetrachloride	6.0	U vs	6.0	0.58	
108-90-7	Chlorobenzene	6.0	U vs	6.0	0.80	
75-00-3	Chloroethane	6.0	U vs	6.0	1.4	
67-66-3	Chloroform	6.0	U vs	6.0	0.37	
74-87-3	Chloromethane	6.0	U vs	6.0	0.36	
156-59-2	cis-1,2-Dichloroethene	6.0	U vs	6.0	0.77	
10061-01-5	cis-1,3-Dichloropropene	6.0	U vs	6.0	0.87	
110-82-7	Cyclohexane	6.0	U vs	6.0	0.84	
124-48-1	Dibromochloromethane	6.0	U vs	6.0	0.77	
75-71-8	Dichlorodifluoromethane	6.0	U vs	6.0	0.50	
100-41-4	Ethylbenzene	6.0	U vs	6.0	0.42	
98-82-8	Isopropylbenzene	6.0	U vs	6.0	0.91	

MKP 5/2/2022

FORM I
GC/MS VOA ORGANICS ANALYSIS DATA SHEET

Lab Name: Eurofins Buffalo
Job No.: 480-195703-1
SDG No.:
Client Sample ID: B-52
Lab Sample ID: 480-195703-13
Matrix: Solid
Lab File ID: M02682.D
Analysis Method: 8260C
Date Collected: 03/10/2022 13:30
Sample wt/vol: 5.16(g)
Date Analyzed: 03/14/2022 22:49
Soil Aliquot Vol:
Dilution Factor: 1
Soil Extract Vol.:
GC Column: ZB-624 (30) VOA ID: 0.25(mm)
% Moisture: 19.7
Level: (low/med) Low
Analysis Batch No.: 617742
Units: ug/Kg

CAS NO.	COMPOUND NAME	RESULT	Q	RL	MDL
79-20-9	Methyl acetate	30	U vs	30	3.6
1634-04-4	Methyl tert-butyl ether	6.0	U vs	6.0	0.59
108-87-2	Methylcyclohexane	6.0	U vs	6.0	0.92
75-09-2	Methylene Chloride	6.0	U vs	6.0	2.8
100-42-5	Styrene	6.0	U vs	6.0	0.30
127-18-4	Tetrachloroethene	6.0	U vs	6.0	0.81
108-88-3	Toluene	6.0	U vs	6.0	0.46
156-60-5	trans-1,2-Dichloroethene	6.0	U vs	6.0	0.62
10061-02-6	trans-1,3-Dichloropropene	6.0	U vs	6.0	2.7
79-01-6	Trichloroethene	6.0	U vs	6.0	1.3
75-69-4	Trichlorofluoromethane	6.0	U vs	6.0	0.57
75-01-4	Vinyl chloride	6.0	U vs	6.0	0.74
1330-20-7	Xylenes, Total	12	U vs	12	1.0

CAS NO.	SURROGATE	%REC	Q	LIMITS
17060-07-0	1,2-Dichloroethane-d4 (Surr)	107		64-126
460-00-4	4-Bromofluorobenzene (Surr)	98		72-126
1868-53-7	Dibromofluoromethane (Surr)	102		60-140
2037-26-5	Toluene-d8 (Surr)	110		71-125

Method 8270D

Semivolatile Organic Compounds (GC/MS) by Method 8270D

FORM I
GC/MS SEMI VOA ORGANICS ANALYSIS DATA SHEET

Lab Name: Eurofins Buffalo | Job No.: 480-195703-1

SDG No.:

Client Sample ID: B-9 | Lab Sample ID: 480-195703-1

Matrix: Solid | Lab File ID: Z000931.D

Analysis Method: 8270D | Date Collected: 03/10/2022 11:00

Extract. Method: 3550C | Date Extracted: 03/14/2022 10:09

Sample wt/vol: 30.53(g) | Date Analyzed: 03/15/2022 14:04

Con. Extract Vol.: 1(mL) | Dilution Factor: 1

Injection Volume: 1(uL) | Level: (low/med) Low

% Moisture: 20.9 | GPC Cleanup:(Y/N) N

Analysis Batch No.: 617844 | Units: ug/Kg

CAS NO.	COMPOUND NAME	RESULT	Q	RL	MDL
95-95-4	2,4,5-Trichlorophenol	210	U	210	57
88-06-2	2,4,6-Trichlorophenol	210	U	210	42
120-83-2	2,4-Dichlorophenol	210	U	210	22
105-67-9	2,4-Dimethylphenol	210	U	210	51
51-28-5	2,4-Dinitrophenol	2100	U	2100	970
121-14-2	2,4-Dinitrotoluene	210	U	210	43
606-20-2	2,6-Dinitrotoluene	210	U	210	25
91-58-7	2-Chloronaphthalene	210	U	210	35
95-57-8	2-Chlorophenol	410	U	410	39
91-57-6	2-Methylnaphthalene	210	U	210	42
95-48-7	2-Methylphenol	210	U	210	25
88-74-4	2-Nitroaniline	410	U	410	31
88-75-5	2-Nitrophenol	210	U	210	60
91-94-1	3,3'-Dichlorobenzidine	410	U	410	250
99-09-2	3-Nitroaniline	410	U	410	58
534-52-1	4,6-Dinitro-2-methylphenol	410	U	410	210
101-55-3	4-Bromophenyl phenyl ether	210	U	210	30
59-50-7	4-Chloro-3-methylphenol	210	U	210	52
106-47-8	4-Chloroaniline	210	U	210	52
7005-72-3	4-Chlorophenyl phenyl ether	210	U	210	26
106-44-5	4-Methylphenol	410	U	410	25
100-01-6	4-Nitroaniline	410	U	410	110
100-02-7	4-Nitrophenol	410	U	410	150
83-32-9	Acenaphthene	210	U	210	31
208-96-8	Acenaphthylene	210	U	210	27
98-86-2	Acetophenone	210	U	210	29
120-12-7	Anthracene	210	U	210	52
1912-24-9	Atrazine	210	U	210	73
100-52-7	Benzaldehyde	210	U	210	170
56-55-3	Benzo[a]anthracene	210	U	210	21
50-32-8	Benzo[a]pyrene	210	U	210	31
205-99-2	Benzo[b]fluoranthene	210	U	210	34
191-24-2	Benzo[g,h,i]perylene	210	U	210	22
207-08-9	Benzo[k]fluoranthene	210	U	210	27

FORM I
GC/MS SEMI VOA ORGANICS ANALYSIS DATA SHEET

Lab Name: Eurofins Buffalo | Job No.: 480-195703-1

SDG No.:

Client Sample ID: B-9 | Lab Sample ID: 480-195703-1

Matrix: Solid | Lab File ID: Z000931.D

Analysis Method: 8270D | Date Collected: 03/10/2022 11:00

Extract. Method: 3550C | Date Extracted: 03/14/2022 10:09

Sample wt/vol: 30.53(g) | Date Analyzed: 03/15/2022 14:04

Con. Extract Vol.: 1(mL) | Dilution Factor: 1

Injection Volume: 1(uL) | Level: (low/med) Low

% Moisture: 20.9 | GPC Cleanup:(Y/N) N

Analysis Batch No.: 617844 | Units: ug/Kg

CAS NO.	COMPOUND NAME	RESULT	Q	RL	MDL
92-52-4	Biphenyl	210	U	210	31
108-60-1	bis (2-chloroisopropyl) ether	210	U	210	42
111-91-1	Bis(2-chloroethoxy)methane	210	U	210	45
111-44-4	Bis(2-chloroethyl)ether	210	U	210	27
117-81-7	Bis(2-ethylhexyl) phthalate	210	U	210	72
85-68-7	Butyl benzyl phthalate	210 UJ ~~40~~	J B	210	35
105-60-2	Caprolactam	210	U	210	63
86-74-8	Carbazole	210	U	210	25
218-01-9	Chrysene	210	U	210	47
53-70-3	Dibenz(a,h)anthracene	210	U	210	37
132-64-9	Dibenzofuran	210	U	210	25
84-66-2	Diethyl phthalate	210	U	210	27
131-11-3	Dimethyl phthalate	210	U	210	25
84-74-2	Di-n-butyl phthalate	210	U	210	36
117-84-0	Di-n-octyl phthalate	43	J	210	25
206-44-0	Fluoranthene	210	U	210	22 UJ
86-73-7	Fluorene	210	U	210	25
118-74-1	Hexachlorobenzene	210	U	210	29
87-68-3	Hexachlorobutadiene	210	U	210	31
77-47-4	Hexachlorocyclopentadiene	210	U	210	29
67-72-1	Hexachloroethane	210	U	210	27
193-39-5	Indeno[1,2,3-cd]pyrene	210	U	210	26
78-59-1	Isophorone	210	U	210	45
91-20-3	Naphthalene	210	U	210	27
98-95-3	Nitrobenzene	210	U	210	24
621-64-7	N-Nitrosodi-n-propylamine	210	U	210	36
86-30-6	N-Nitrosodiphenylamine	210	U	210	170
87-86-5	Pentachlorophenol	410	U	410	210
85-01-8	Phenanthrene	210	U	210	31
108-95-2	Phenol	210	U	210	32
129-00-0	Pyrene	210	U	210	25

MKP 5/2/2022

FORM I
GC/MS SEMI VOA ORGANICS ANALYSIS DATA SHEET

Lab Name: Eurofins Buffalo | Job No.: 480-195703-1

SDG No.:

Client Sample ID: B-10 | Lab Sample ID: 480-195703-2

Matrix: Solid | Lab File ID: Z000932.D

Analysis Method: 8270D | Date Collected: 03/10/2022 11:15

Extract. Method: 3550C | Date Extracted: 03/14/2022 10:09

Sample wt/vol: 30.86(g) | Date Analyzed: 03/15/2022 14:21

Con. Extract Vol.: 1(mL) | Dilution Factor: 1

Injection Volume: 1(uL) | Level: (low/med) Low

% Moisture: 21.5 | GPC Cleanup:(Y/N) N

Analysis Batch No.: 617844 | Units: ug/Kg

CAS NO.	COMPOUND NAME	RESULT	Q	RL	MDL
95-95-4	2,4,5-Trichlorophenol	210	U	210	57
88-06-2	2,4,6-Trichlorophenol	210	U	210	42
120-83-2	2,4-Dichlorophenol	210	U	210	22
105-67-9	2,4-Dimethylphenol	210	U	210	51
51-28-5	2,4-Dinitrophenol	2100	U	2100	970
121-14-2	2,4-Dinitrotoluene	210	U	210	43
606-20-2	2,6-Dinitrotoluene	210	U	210	25
91-58-7	2-Chloronaphthalene	210	U	210	35
95-57-8	2-Chlorophenol	410	U	410	38
91-57-6	2-Methylnaphthalene	210	U	210	42
95-48-7	2-Methylphenol	210	U	210	25
88-74-4	2-Nitroaniline	410	U	410	31
88-75-5	2-Nitrophenol	210	U	210	59
91-94-1	3,3'-Dichlorobenzidine	410	U	410	250
99-09-2	3-Nitroaniline	410	U	410	58
534-52-1	4,6-Dinitro-2-methylphenol	410	U	410	210
101-55-3	4-Bromophenyl phenyl ether	210	U	210	30
59-50-7	4-Chloro-3-methylphenol	210	U	210	52
106-47-8	4-Chloroaniline	210	U	210	52
7005-72-3	4-Chlorophenyl phenyl ether	210	U	210	26
106-44-5	4-Methylphenol	410	U	410	25
100-01-6	4-Nitroaniline	410	U	410	110
100-02-7	4-Nitrophenol	410	U	410	150
83-32-9	Acenaphthene	210	U	210	31
208-96-8	Acenaphthylene	210	U	210	27
98-86-2	Acetophenone	210	U	210	28
120-12-7	Anthracene	210	U	210	52
1912-24-9	Atrazine	210	U	210	73
100-52-7	Benzaldehyde	210	U	210	170
56-55-3	Benzo[a]anthracene	210	U	210	21
50-32-8	Benzo[a]pyrene	210	U	210	31
205-99-2	Benzo[b]fluoranthene	210	U	210	33
191-24-2	Benzo[g,h,i]perylene	210	U	210	22
207-08-9	Benzo[k]fluoranthene	210	U	210	27

FORM I
GC/MS SEMI VOA ORGANICS ANALYSIS DATA SHEET

Lab Name: Eurofins Buffalo | Job No.: 480-195703-1

SDG No.:

Client Sample ID: B-10 | Lab Sample ID: 480-195703-2

Matrix: Solid | Lab File ID: Z000932.D

Analysis Method: 8270D | Date Collected: 03/10/2022 11:15

Extract. Method: 3550C | Date Extracted: 03/14/2022 10:09

Sample wt/vol: 30.86(g) | Date Analyzed: 03/15/2022 14:21

Con. Extract Vol.: 1(mL) | Dilution Factor: 1

Injection Volume: 1(uL) | Level: (low/med) Low

% Moisture: 21.5 | GPC Cleanup:(Y/N) N

Analysis Batch No.: 617844 | Units: ug/Kg

CAS NO.	COMPOUND NAME	RESULT	Q	RL	MDL
92-52-4	Biphenyl	210	U	210	31
108-60-1	bis (2-chloroisopropyl) ether	210	U	210	42
111-91-1	Bis(2-chloroethoxy)methane	210	U	210	45
111-44-4	Bis(2-chloroethyl)ether	210	U	210	27
117-81-7	Bis(2-ethylhexyl) phthalate	210	U	210	72
85-68-7	Butyl benzyl phthalate	210 UJ ~~38~~	J B	210	35
105-60-2	Caprolactam	210	U	210	63
86-74-8	Carbazole	210	U	210	25
218-01-9	Chrysene	210	U	210	47
53-70-3	Dibenz(a,h)anthracene	210	U	210	37
132-64-9	Dibenzofuran	210	U	210	25
84-66-2	Diethyl phthalate	210	U	210	27
131-11-3	Dimethyl phthalate	210	U	210	25
84-74-2	Di-n-butyl phthalate	210	U	210	36
117-84-0	Di-n-octyl phthalate	43	J	210	25
206-44-0	Fluoranthene	210	U	210	22 UJ
86-73-7	Fluorene	210	U	210	25
118-74-1	Hexachlorobenzene	210	U	210	28
87-68-3	Hexachlorobutadiene	210	U	210	31
77-47-4	Hexachlorocyclopentadiene	210	U	210	28
67-72-1	Hexachloroethane	210	U	210	27
193-39-5	Indeno[1,2,3-cd]pyrene	210	U	210	26
78-59-1	Isophorone	210	U	210	45
91-20-3	Naphthalene	210	U	210	27
98-95-3	Nitrobenzene	210	U	210	24
621-64-7	N-Nitrosodi-n-propylamine	210	U	210	36
86-30-6	N-Nitrosodiphenylamine	210	U	210	170
87-86-5	Pentachlorophenol	410	U	410	210
85-01-8	Phenanthrene	210	U	210	31
108-95-2	Phenol	210	U	210	32
129-00-0	Pyrene	210	U	210	25

MKP 5/2/2022

FORM I
GC/MS SEMI VOA ORGANICS ANALYSIS DATA SHEET

Lab Name: Eurofins Buffalo | Job No.: 480-195703-1
SDG No.:
Client Sample ID: B-17 | Lab Sample ID: 480-195703-3
Matrix: Solid | Lab File ID: Z000933.D
Analysis Method: 8270D | Date Collected: 03/10/2022 11:30
Extract. Method: 3550C | Date Extracted: 03/14/2022 10:09
Sample wt/vol: 30.80(g) | Date Analyzed: 03/15/2022 14:38
Con. Extract Vol.: 1(mL) | Dilution Factor: 1
Injection Volume: 1(uL) | Level: (low/med) Low
% Moisture: 23.4 | GPC Cleanup:(Y/N) N
Analysis Batch No.: 617844 | Units: ug/Kg

CAS NO.	COMPOUND NAME	RESULT	Q	RL	MDL
95-95-4	2,4,5-Trichlorophenol	220	U	220	58
88-06-2	2,4,6-Trichlorophenol	220	U	220	43
120-83-2	2,4-Dichlorophenol	220	U	220	23
105-67-9	2,4-Dimethylphenol	220	U	220	52
51-28-5	2,4-Dinitrophenol	2100	U	2100	1000
121-14-2	2,4-Dinitrotoluene	220	U	220	44
606-20-2	2,6-Dinitrotoluene	220	U	220	25
91-58-7	2-Chloronaphthalene	220	U	220	36
95-57-8	2-Chlorophenol	420	U	420	39
91-57-6	2-Methylnaphthalene	220	U	220	43
95-48-7	2-Methylphenol	220	U	220	25
88-74-4	2-Nitroaniline	420	U	420	32
88-75-5	2-Nitrophenol	220	U	220	61
91-94-1	3,3'-Dichlorobenzidine	420	U	420	250
99-09-2	3-Nitroaniline	420	U	420	60
534-52-1	4,6-Dinitro-2-methylphenol	420	U	420	220
101-55-3	4-Bromophenyl phenyl ether	220	U	220	31
59-50-7	4-Chloro-3-methylphenol	220	U	220	53
106-47-8	4-Chloroaniline	220	U	220	53
7005-72-3	4-Chlorophenyl phenyl ether	220	U	220	27
106-44-5	4-Methylphenol	420	U	420	25
100-01-6	4-Nitroaniline	420	U	420	110
100-02-7	4-Nitrophenol	420	U	420	150
83-32-9	Acenaphthene	220	U	220	32
208-96-8	Acenaphthylene	220	U	220	28
98-86-2	Acetophenone	220	U	220	29
120-12-7	Anthracene	220	U	220	53
1912-24-9	Atrazine	220	U	220	75
100-52-7	Benzaldehyde	220	U	220	170
56-55-3	Benzo[a]anthracene	220	U	220	22
50-32-8	Benzo[a]pyrene	220	U	220	32
205-99-2	Benzo[b]fluoranthene	220	U	220	34
191-24-2	Benzo[g,h,i]perylene	220	U	220	23
207-08-9	Benzo[k]fluoranthene	220	U	220	28

FORM I
GC/MS SEMI VOA ORGANICS ANALYSIS DATA SHEET

Lab Name: Eurofins Buffalo | Job No.: 480-195703-1
SDG No.:
Client Sample ID: B-17 | Lab Sample ID: 480-195703-3
Matrix: Solid | Lab File ID: Z000933.D
Analysis Method: 8270D | Date Collected: 03/10/2022 11:30
Extract. Method: 3550C | Date Extracted: 03/14/2022 10:09
Sample wt/vol: 30.80(g) | Date Analyzed: 03/15/2022 14:38
Con. Extract Vol.: 1(mL) | Dilution Factor: 1
Injection Volume: 1(uL) | Level: (low/med) Low
% Moisture: 23.4 | GPC Cleanup:(Y/N) N
Analysis Batch No.: 617844 | Units: ug/Kg

CAS NO.	COMPOUND NAME	RESULT	Q	RL	MDL
92-52-4	Biphenyl	220	U	220	32
108-60-1	bis (2-chloroisopropyl) ether	220	U	220	43
111-91-1	Bis(2-chloroethoxy)methane	220	U	220	46
111-44-4	Bis(2-chloroethyl)ether	220	U	220	28
117-81-7	Bis(2-ethylhexyl) phthalate	220	U	220	74
85-68-7	Butyl benzyl phthalate	220 UJ ~~41~~	J B	220	36
105-60-2	Caprolactam	220	U	220	65
86-74-8	Carbazole	220	U	220	25
218-01-9	Chrysene	220	U	220	48
53-70-3	Dibenz(a,h)anthracene	220	U	220	38
132-64-9	Dibenzofuran	220	U	220	25
84-66-2	Diethyl phthalate	220	U	220	28
131-11-3	Dimethyl phthalate	220	U	220	25
84-74-2	Di-n-butyl phthalate	220	U	220	37
117-84-0	Di-n-octyl phthalate	220	U	220	25
206-44-0	Fluoranthene	220	U	220	23 UJ
86-73-7	Fluorene	220	U	220	25
118-74-1	Hexachlorobenzene	220	U	220	29
87-68-3	Hexachlorobutadiene	220	U	220	32
77-47-4	Hexachlorocyclopentadiene	220	U	220	29
67-72-1	Hexachloroethane	220	U	220	28
193-39-5	Indeno[1,2,3-cd]pyrene	220	U	220	27
78-59-1	Isophorone	220	U	220	46
91-20-3	Naphthalene	220	U	220	28
98-95-3	Nitrobenzene	220	U	220	24
621-64-7	N-Nitrosodi-n-propylamine	220	U	220	37
86-30-6	N-Nitrosodiphenylamine	220	U	220	180
87-86-5	Pentachlorophenol	420	U	420	220
85-01-8	Phenanthrene	220	U	220	32
108-95-2	Phenol	220	U	220	33
129-00-0	Pyrene	220	U	220	25

MKP 5/2/2022

FORM I
GC/MS SEMI VOA ORGANICS ANALYSIS DATA SHEET

Lab Name: Eurofins Buffalo | Job No.: 480-195703-1

SDG No.:

Client Sample ID: B-18 | Lab Sample ID: 480-195703-4

Matrix: Solid | Lab File ID: Z000934.D

Analysis Method: 8270D | Date Collected: 03/10/2022 11:40

Extract. Method: 3550C | Date Extracted: 03/14/2022 10:09

Sample wt/vol: 30.36(g) | Date Analyzed: 03/15/2022 14:55

Con. Extract Vol.: 1(mL) | Dilution Factor: 1

Injection Volume: 1(uL) | Level: (low/med) Low

% Moisture: 19.4 | GPC Cleanup:(Y/N) N

Analysis Batch No.: 617844 | Units: ug/Kg

CAS NO.	COMPOUND NAME	RESULT	Q	RL	MDL
95-95-4	2,4,5-Trichlorophenol	210	U	210	56
88-06-2	2,4,6-Trichlorophenol	210	U	210	42
120-83-2	2,4-Dichlorophenol	210	U	210	22
105-67-9	2,4-Dimethylphenol	210	U	210	50
51-28-5	2,4-Dinitrophenol	2000	U	2000	960
121-14-2	2,4-Dinitrotoluene	210	U	210	43
606-20-2	2,6-Dinitrotoluene	210	U	210	25
91-58-7	2-Chloronaphthalene	210	U	210	34
95-57-8	2-Chlorophenol	400	U	400	38
91-57-6	2-Methylnaphthalene	210	U	210	42
95-48-7	2-Methylphenol	210	U	210	25
88-74-4	2-Nitroaniline	400	U	400	31
88-75-5	2-Nitrophenol	210	U	210	59
91-94-1	3,3'-Dichlorobenzidine	400	U	400	250
99-09-2	3-Nitroaniline	400	U	400	58
534-52-1	4,6-Dinitro-2-methylphenol	400	U	400	210
101-55-3	4-Bromophenyl phenyl ether	210	U	210	29
59-50-7	4-Chloro-3-methylphenol	210	U	210	52
106-47-8	4-Chloroaniline	210	U	210	52
7005-72-3	4-Chlorophenyl phenyl ether	210	U	210	26
106-44-5	4-Methylphenol	400	U	400	25
100-01-6	4-Nitroaniline	400	U	400	110
100-02-7	4-Nitrophenol	400	U	400	150
83-32-9	Acenaphthene	210	U	210	31
208-96-8	Acenaphthylene	210	U	210	27
98-86-2	Acetophenone	210	U	210	28
120-12-7	Anthracene	210	U	210	52
1912-24-9	Atrazine	210	U	210	72
100-52-7	Benzaldehyde	210	U	210	170
56-55-3	Benzo[a]anthracene	210	U	210	21
50-32-8	Benzo[a]pyrene	210	U	210	31
205-99-2	Benzo[b]fluoranthene	210	U	210	33
191-24-2	Benzo[g,h,i]perylene	210	U	210	22
207-08-9	Benzo[k]fluoranthene	210	U	210	27

FORM I
GC/MS SEMI VOA ORGANICS ANALYSIS DATA SHEET

Lab Name: Eurofins Buffalo | Job No.: 480-195703-1

SDG No.:

Client Sample ID: B-18 | Lab Sample ID: 480-195703-4

Matrix: Solid | Lab File ID: Z000934.D

Analysis Method: 8270D | Date Collected: 03/10/2022 11:40

Extract. Method: 3550C | Date Extracted: 03/14/2022 10:09

Sample wt/vol: 30.36(g) | Date Analyzed: 03/15/2022 14:55

Con. Extract Vol.: 1(mL) | Dilution Factor: 1

Injection Volume: 1(uL) | Level: (low/med) Low

% Moisture: 19.4 | GPC Cleanup:(Y/N) N

Analysis Batch No.: 617844 | Units: ug/Kg

CAS NO.	COMPOUND NAME	RESULT	Q	RL	MDL	
92-52-4	Biphenyl	210	U	210	31	
108-60-1	bis (2-chloroisopropyl) ether	210	U	210	42	
111-91-1	Bis(2-chloroethoxy)methane	210	U	210	44	
111-44-4	Bis(2-chloroethyl)ether	210	U	210	27	
117-81-7	Bis(2-ethylhexyl) phthalate	210	U	210	71	
85-68-7	Butyl benzyl phthalate	210 UJ ~~38~~	J B	210	34	
105-60-2	Caprolactam	210	U	210	63	
86-74-8	Carbazole	210	U	210	25	
218-01-9	Chrysene	210	U	210	47	
53-70-3	Dibenz(a,h)anthracene	210	U	210	37	
132-64-9	Dibenzofuran	210	U	210	25	
84-66-2	Diethyl phthalate	210	U	210	27	
131-11-3	Dimethyl phthalate	210	U	210	25	
84-74-2	Di-n-butyl phthalate	210	U	210	36	
117-84-0	Di-n-octyl phthalate	41	J	210	25	
206-44-0	Fluoranthene	210	U	210	22	UJ
86-73-7	Fluorene	210	U	210	25	
118-74-1	Hexachlorobenzene	210	U	210	28	
87-68-3	Hexachlorobutadiene	210	U	210	31	
77-47-4	Hexachlorocyclopentadiene	210	U	210	28	
67-72-1	Hexachloroethane	210	U	210	27	
193-39-5	Indeno[1,2,3-cd]pyrene	210	U	210	26	
78-59-1	Isophorone	210	U	210	44	
91-20-3	Naphthalene	210	U	210	27	
98-95-3	Nitrobenzene	210	U	210	23	
621-64-7	N-Nitrosodi-n-propylamine	210	U	210	36	
86-30-6	N-Nitrosodiphenylamine	210	U	210	170	
87-86-5	Pentachlorophenol	400	U	400	210	
85-01-8	Phenanthrene	210	U	210	31	
108-95-2	Phenol	210	U	210	32	
129-00-0	Pyrene	210	U	210	25	

MKP 5/2/2022

FORM I
GC/MS SEMI VOA ORGANICS ANALYSIS DATA SHEET

Lab Name: Eurofins Buffalo | Job No.: 480-195703-1
SDG No.:
Client Sample ID: B-19 | Lab Sample ID: 480-195703-5
Matrix: Solid | Lab File ID: Z000935.D
Analysis Method: 8270D | Date Collected: 03/10/2022 11:50
Extract. Method: 3550C | Date Extracted: 03/14/2022 10:09
Sample wt/vol: 30.54(g) | Date Analyzed: 03/15/2022 15:12
Con. Extract Vol.: 1(mL) | Dilution Factor: 1
Injection Volume: 1(uL) | Level: (low/med) Low
% Moisture: 23.4 | GPC Cleanup:(Y/N) N
Analysis Batch No.: 617844 | Units: ug/Kg

CAS NO.	COMPOUND NAME	RESULT	Q	RL	MDL
95-95-4	2,4,5-Trichlorophenol	220	U	220	59
88-06-2	2,4,6-Trichlorophenol	220	U	220	44
120-83-2	2,4-Dichlorophenol	220	U	220	23
105-67-9	2,4-Dimethylphenol	220	U	220	53
51-28-5	2,4-Dinitrophenol	2100	U	2100	1000
121-14-2	2,4-Dinitrotoluene	220	U	220	45
606-20-2	2,6-Dinitrotoluene	220	U	220	26
91-58-7	2-Chloronaphthalene	220	U	220	36
95-57-8	2-Chlorophenol	420	U	420	40
91-57-6	2-Methylnaphthalene	220	U	220	44
95-48-7	2-Methylphenol	220	U	220	26
88-74-4	2-Nitroaniline	420	U	420	32
88-75-5	2-Nitrophenol	220	U	220	62
91-94-1	3,3'-Dichlorobenzidine	420	U	420	260
99-09-2	3-Nitroaniline	420	U	420	60
534-52-1	4,6-Dinitro-2-methylphenol	420	U	420	220
101-55-3	4-Bromophenyl phenyl ether	220	U	220	31
59-50-7	4-Chloro-3-methylphenol	220	U	220	54
106-47-8	4-Chloroaniline	220	U	220	54
7005-72-3	4-Chlorophenyl phenyl ether	220	U	220	27
106-44-5	4-Methylphenol	420	U	420	26
100-01-6	4-Nitroaniline	420	U	420	110
100-02-7	4-Nitrophenol	420	U	420	150
83-32-9	Acenaphthene	220	U	220	32
208-96-8	Acenaphthylene	220	U	220	28
98-86-2	Acetophenone	220	U	220	30
120-12-7	Anthracene	220	U	220	54
1912-24-9	Atrazine	220	U	220	76
100-52-7	Benzaldehyde	220	U	220	170
56-55-3	Benzo[a]anthracene	220	U	220	22
50-32-8	Benzo[a]pyrene	220	U	220	32
205-99-2	Benzo[b]fluoranthene	220	U	220	35
191-24-2	Benzo[g,h,i]perylene	220	U	220	23
207-08-9	Benzo[k]fluoranthene	220	U	220	28

FORM I
GC/MS SEMI VOA ORGANICS ANALYSIS DATA SHEET

Lab Name: Eurofins Buffalo | Job No.: 480-195703-1

SDG No.:

Client Sample ID: B-19 | Lab Sample ID: 480-195703-5

Matrix: Solid | Lab File ID: Z000935.D

Analysis Method: 8270D | Date Collected: 03/10/2022 11:50

Extract. Method: 3550C | Date Extracted: 03/14/2022 10:09

Sample wt/vol: 30.54(g) | Date Analyzed: 03/15/2022 15:12

Con. Extract Vol.: 1(mL) | Dilution Factor: 1

Injection Volume: 1(uL) | Level: (low/med) Low

% Moisture: 23.4 | GPC Cleanup:(Y/N) N

Analysis Batch No.: 617844 | Units: ug/Kg

CAS NO.	COMPOUND NAME	RESULT	Q	RL	MDL
92-52-4	Biphenyl	220	U	220	32
108-60-1	bis (2-chloroisopropyl) ether	220	U	220	44
111-91-1	Bis(2-chloroethoxy)methane	220	U	220	46
111-44-4	Bis(2-chloroethyl)ether	220	U	220	28
117-81-7	Bis(2-ethylhexyl) phthalate	220	U	220	74
85-68-7	Butyl benzyl phthalate	220 UJ ~~37~~	J B	220	36
105-60-2	Caprolactam	220	U	220	65
86-74-8	Carbazole	220	U	220	26
218-01-9	Chrysene	220	U	220	49
53-70-3	Dibenz(a,h)anthracene	220	U	220	38
132-64-9	Dibenzofuran	220	U	220	26
84-66-2	Diethyl phthalate	220	U	220	28
131-11-3	Dimethyl phthalate	220	U	220	26
84-74-2	Di-n-butyl phthalate	220	U	220	37
117-84-0	Di-n-octyl phthalate	220	U	220	26
206-44-0	Fluoranthene	220	U	220	23 UJ
86-73-7	Fluorene	220	U	220	26
118-74-1	Hexachlorobenzene	220	U	220	30
87-68-3	Hexachlorobutadiene	220	U	220	32
77-47-4	Hexachlorocyclopentadiene	220	U	220	30
67-72-1	Hexachloroethane	220	U	220	28
193-39-5	Indeno[1,2,3-cd]pyrene	220	U	220	27
78-59-1	Isophorone	220	U	220	46
91-20-3	Naphthalene	220	U	220	28
98-95-3	Nitrobenzene	220	U	220	24
621-64-7	N-Nitrosodi-n-propylamine	220	U	220	37
86-30-6	N-Nitrosodiphenylamine	220	U	220	180
87-86-5	Pentachlorophenol	420	U	420	220
85-01-8	Phenanthrene	220	U	220	32
108-95-2	Phenol	220	U	220	33
129-00-0	Pyrene	220	U	220	26

MKP 5/2/2022

FORM I
GC/MS SEMI VOA ORGANICS ANALYSIS DATA SHEET

Lab Name: Eurofins Buffalo | Job No.: 480-195703-1
SDG No.:
Client Sample ID: B-20 | Lab Sample ID: 480-195703-6
Matrix: Solid | Lab File ID: Z000936.D
Analysis Method: 8270D | Date Collected: 03/10/2022 12:00
Extract. Method: 3550C | Date Extracted: 03/14/2022 10:09
Sample wt/vol: 30.35(g) | Date Analyzed: 03/15/2022 15:29
Con. Extract Vol.: 1(mL) | Dilution Factor: 1
Injection Volume: 1(uL) | Level: (low/med) Low
% Moisture: 21.7 | GPC Cleanup:(Y/N) N
Analysis Batch No.: 617844 | Units: ug/Kg

CAS NO.	COMPOUND NAME	RESULT	Q	RL	MDL
95-95-4	2,4,5-Trichlorophenol	210	U	210	58
88-06-2	2,4,6-Trichlorophenol	210	U	210	43
120-83-2	2,4-Dichlorophenol	210	U	210	23
105-67-9	2,4-Dimethylphenol	210	U	210	52
51-28-5	2,4-Dinitrophenol	2100	U	2100	990
121-14-2	2,4-Dinitrotoluene	210	U	210	44
606-20-2	2,6-Dinitrotoluene	210	U	210	25
91-58-7	2-Chloronaphthalene	210	U	210	35
95-57-8	2-Chlorophenol	420	U	420	39
91-57-6	2-Methylnaphthalene	210	U	210	43
95-48-7	2-Methylphenol	210	U	210	25
88-74-4	2-Nitroaniline	420	U	420	32
88-75-5	2-Nitrophenol	210	U	210	61
91-94-1	3,3'-Dichlorobenzidine	420	U	420	250
99-09-2	3-Nitroaniline	420	U	420	59
534-52-1	4,6-Dinitro-2-methylphenol	420	U	420	210
101-55-3	4-Bromophenyl phenyl ether	210	U	210	30
59-50-7	4-Chloro-3-methylphenol	210	U	210	53
106-47-8	4-Chloroaniline	210	U	210	53
7005-72-3	4-Chlorophenyl phenyl ether	210	U	210	27
106-44-5	4-Methylphenol	420	U	420	25
100-01-6	4-Nitroaniline	420	U	420	110
100-02-7	4-Nitrophenol	420	U	420	150
83-32-9	Acenaphthene	210	U	210	32
208-96-8	Acenaphthylene	210	U	210	28
98-86-2	Acetophenone	210	U	210	29
120-12-7	Anthracene	210	U	210	53
1912-24-9	Atrazine	210	U	210	74
100-52-7	Benzaldehyde	210	U	210	170
56-55-3	Benzo[a]anthracene	210	U	210	21
50-32-8	Benzo[a]pyrene	210	U	210	32
205-99-2	Benzo[b]fluoranthene	210	U	210	34
191-24-2	Benzo[g,h,i]perylene	210	U	210	23
207-08-9	Benzo[k]fluoranthene	210	U	210	28

FORM I
GC/MS SEMI VOA ORGANICS ANALYSIS DATA SHEET

Lab Name: Eurofins Buffalo | Job No.: 480-195703-1

SDG No.:

Client Sample ID: B-20 | Lab Sample ID: 480-195703-6

Matrix: Solid | Lab File ID: Z000936.D

Analysis Method: 8270D | Date Collected: 03/10/2022 12:00

Extract. Method: 3550C | Date Extracted: 03/14/2022 10:09

Sample wt/vol: 30.35(g) | Date Analyzed: 03/15/2022 15:29

Con. Extract Vol.: 1(mL) | Dilution Factor: 1

Injection Volume: 1(uL) | Level: (low/med) Low

% Moisture: 21.7 | GPC Cleanup:(Y/N) N

Analysis Batch No.: 617844 | Units: ug/Kg

CAS NO.	COMPOUND NAME	RESULT	Q	RL	MDL
92-52-4	Biphenyl	210	U	210	32
108-60-1	bis (2-chloroisopropyl) ether	210	U	210	43
111-91-1	Bis(2-chloroethoxy)methane	210	U	210	45
111-44-4	Bis(2-chloroethyl)ether	210	U	210	28
117-81-7	Bis(2-ethylhexyl) phthalate	210	U	210	73
85-68-7	Butyl benzyl phthalate	210 UJ ~~36~~	J B	210	35
105-60-2	Caprolactam	210	U	210	64
86-74-8	Carbazole	210	U	210	25
218-01-9	Chrysene	210	U	210	48
53-70-3	Dibenz(a,h)anthracene	210	U	210	38
132-64-9	Dibenzofuran	210	U	210	25
84-66-2	Diethyl phthalate	210	U	210	28
131-11-3	Dimethyl phthalate	210	U	210	25
84-74-2	Di-n-butyl phthalate	210	U	210	37
117-84-0	Di-n-octyl phthalate	210	U	210	25
206-44-0	Fluoranthene	210	U	210	23 UJ
86-73-7	Fluorene	210	U	210	25
118-74-1	Hexachlorobenzene	210	U	210	29
87-68-3	Hexachlorobutadiene	210	U	210	32
77-47-4	Hexachlorocyclopentadiene	210	U	210	29
67-72-1	Hexachloroethane	210	U	210	28
193-39-5	Indeno[1,2,3-cd]pyrene	210	U	210	27
78-59-1	Isophorone	210	U	210	45
91-20-3	Naphthalene	210	U	210	28
98-95-3	Nitrobenzene	210	U	210	24
621-64-7	N-Nitrosodi-n-propylamine	210	U	210	37
86-30-6	N-Nitrosodiphenylamine	210	U	210	170
87-86-5	Pentachlorophenol	420	U	420	210
85-01-8	Phenanthrene	210	U	210	32
108-95-2	Phenol	210	U	210	33
129-00-0	Pyrene	210	U	210	25

MKP 5/2/2022

FORM I
GC/MS SEMI VOA ORGANICS ANALYSIS DATA SHEET

Lab Name: Eurofins Buffalo | Job No.: 480-195703-1
SDG No.:
Client Sample ID: B-21 | Lab Sample ID: 480-195703-7
Matrix: Solid | Lab File ID: Z000937.D
Analysis Method: 8270D | Date Collected: 03/10/2022 12:15
Extract. Method: 3550C | Date Extracted: 03/14/2022 10:09
Sample wt/vol: 30.69(g) | Date Analyzed: 03/15/2022 15:46
Con. Extract Vol.: 1(mL) | Dilution Factor: 1
Injection Volume: 1(uL) | Level: (low/med) Low
% Moisture: 19.9 | GPC Cleanup:(Y/N) N
Analysis Batch No.: 617844 | Units: ug/Kg

CAS NO.	COMPOUND NAME	RESULT	Q	RL	MDL
95-95-4	2,4,5-Trichlorophenol	210	U	210	56
88-06-2	2,4,6-Trichlorophenol	210	U	210	42
120-83-2	2,4-Dichlorophenol	210	U	210	22
105-67-9	2,4-Dimethylphenol	210	U	210	50
51-28-5	2,4-Dinitrophenol	2000	U	2000	960
121-14-2	2,4-Dinitrotoluene	210	U	210	43
606-20-2	2,6-Dinitrotoluene	210	U	210	24
91-58-7	2-Chloronaphthalene	210	U	210	34
95-57-8	2-Chlorophenol	400	U	400	38
91-57-6	2-Methylnaphthalene	210	U	210	42
95-48-7	2-Methylphenol	210	U	210	24
88-74-4	2-Nitroaniline	400	U	400	31
88-75-5	2-Nitrophenol	210	U	210	59
91-94-1	3,3'-Dichlorobenzidine	400	U	400	240
99-09-2	3-Nitroaniline	400	U	400	57
534-52-1	4,6-Dinitro-2-methylphenol	400	U	400	210
101-55-3	4-Bromophenyl phenyl ether	210	U	210	29
59-50-7	4-Chloro-3-methylphenol	210	U	210	51
106-47-8	4-Chloroaniline	210	U	210	51
7005-72-3	4-Chlorophenyl phenyl ether	210	U	210	26
106-44-5	4-Methylphenol	400	U	400	24
100-01-6	4-Nitroaniline	400	U	400	110
100-02-7	4-Nitrophenol	400	U	400	150
83-32-9	Acenaphthene	210	U	210	31
208-96-8	Acenaphthylene	210	U	210	27
98-86-2	Acetophenone	210	U	210	28
120-12-7	Anthracene	210	U	210	51
1912-24-9	Atrazine	210	U	210	72
100-52-7	Benzaldehyde	210	U	210	160
56-55-3	Benzo[a]anthracene	210	U	210	21
50-32-8	Benzo[a]pyrene	210	U	210	31
205-99-2	Benzo[b]fluoranthene	210	U	210	33
191-24-2	Benzo[g,h,i]perylene	210	U	210	22
207-08-9	Benzo[k]fluoranthene	210	U	210	27

FORM I
GC/MS SEMI VOA ORGANICS ANALYSIS DATA SHEET

Lab Name: Eurofins Buffalo | Job No.: 480-195703-1

SDG No.:

Client Sample ID: B-21 | Lab Sample ID: 480-195703-7

Matrix: Solid | Lab File ID: Z000937.D

Analysis Method: 8270D | Date Collected: 03/10/2022 12:15

Extract. Method: 3550C | Date Extracted: 03/14/2022 10:09

Sample wt/vol: 30.69(g) | Date Analyzed: 03/15/2022 15:46

Con. Extract Vol.: 1(mL) | Dilution Factor: 1

Injection Volume: 1(uL) | Level: (low/med) Low

% Moisture: 19.9 | GPC Cleanup:(Y/N) N

Analysis Batch No.: 617844 | Units: ug/Kg

CAS NO.	COMPOUND NAME	RESULT	Q	RL	MDL
92-52-4	Biphenyl	210	U	210	31
108-60-1	bis (2-chloroisopropyl) ether	210	U	210	42
111-91-1	Bis(2-chloroethoxy)methane	210	U	210	44
111-44-4	Bis(2-chloroethyl)ether	210	U	210	27
117-81-7	Bis(2-ethylhexyl) phthalate	210	U	210	71
85-68-7	Butyl benzyl phthalate	210 UJ ~~35~~	J B	210	34
105-60-2	Caprolactam	210	U	210	62
86-74-8	Carbazole	210	U	210	24
218-01-9	Chrysene	210	U	210	46
53-70-3	Dibenz(a,h)anthracene	210	U	210	37
132-64-9	Dibenzofuran	210	U	210	24
84-66-2	Diethyl phthalate	210	U	210	27
131-11-3	Dimethyl phthalate	210	U	210	24
84-74-2	Di-n-butyl phthalate	210	U	210	35
117-84-0	Di-n-octyl phthalate	210	U	210	24
206-44-0	Fluoranthene	210	U	210	22 UJ
86-73-7	Fluorene	210	U	210	24
118-74-1	Hexachlorobenzene	210	U	210	28
87-68-3	Hexachlorobutadiene	210	U	210	31
77-47-4	Hexachlorocyclopentadiene	210	U	210	28
67-72-1	Hexachloroethane	210	U	210	27
193-39-5	Indeno[1,2,3-cd]pyrene	210	U	210	26
78-59-1	Isophorone	210	U	210	44
91-20-3	Naphthalene	210	U	210	27
98-95-3	Nitrobenzene	210	U	210	23
621-64-7	N-Nitrosodi-n-propylamine	210	U	210	35
86-30-6	N-Nitrosodiphenylamine	210	U	210	170
87-86-5	Pentachlorophenol	400	U	400	210
85-01-8	Phenanthrene	210	U	210	31
108-95-2	Phenol	210	U	210	32
129-00-0	Pyrene	210	U	210	24

MKP 5/2/2022

FORM I
GC/MS SEMI VOA ORGANICS ANALYSIS DATA SHEET

Lab Name: Eurofins Buffalo | Job No.: 480-195703-1
SDG No.:
Client Sample ID: B-22 | Lab Sample ID: 480-195703-8
Matrix: Solid | Lab File ID: Z000938.D
Analysis Method: 8270D | Date Collected: 03/10/2022 12:30
Extract. Method: 3550C | Date Extracted: 03/14/2022 10:09
Sample wt/vol: 30.24(g) | Date Analyzed: 03/15/2022 16:03
Con. Extract Vol.: 1(mL) | Dilution Factor: 1
Injection Volume: 1(uL) | Level: (low/med) Low
% Moisture: 20.8 | GPC Cleanup:(Y/N) N
Analysis Batch No.: 617844 | Units: ug/Kg

CAS NO.	COMPOUND NAME	RESULT	Q	RL	MDL
95-95-4	2,4,5-Trichlorophenol	210	U	210	58
88-06-2	2,4,6-Trichlorophenol	210	U	210	43
120-83-2	2,4-Dichlorophenol	210	U	210	23
105-67-9	2,4-Dimethylphenol	210	U	210	51
51-28-5	2,4-Dinitrophenol	2100	U	2100	980
121-14-2	2,4-Dinitrotoluene	210	U	210	44
606-20-2	2,6-Dinitrotoluene	210	U	210	25
91-58-7	2-Chloronaphthalene	210	U	210	35
95-57-8	2-Chlorophenol	410	U	410	39
91-57-6	2-Methylnaphthalene	210	U	210	43
95-48-7	2-Methylphenol	210	U	210	25
88-74-4	2-Nitroaniline	410	U	410	31
88-75-5	2-Nitrophenol	210	U	210	60
91-94-1	3,3'-Dichlorobenzidine	410	U	410	250
99-09-2	3-Nitroaniline	410	U	410	59
534-52-1	4,6-Dinitro-2-methylphenol	410	U	410	210
101-55-3	4-Bromophenyl phenyl ether	210	U	210	30
59-50-7	4-Chloro-3-methylphenol	210	U	210	53
106-47-8	4-Chloroaniline	210	U	210	53
7005-72-3	4-Chlorophenyl phenyl ether	210	U	210	26
106-44-5	4-Methylphenol	410	U	410	25
100-01-6	4-Nitroaniline	410	U	410	110
100-02-7	4-Nitrophenol	410	U	410	150
83-32-9	Acenaphthene	210	U	210	31
208-96-8	Acenaphthylene	210	U	210	28
98-86-2	Acetophenone	210	U	210	29
120-12-7	Anthracene	210	U	210	53
1912-24-9	Atrazine	210	U	210	74
100-52-7	Benzaldehyde	210	U	210	170
56-55-3	Benzo[a]anthracene	210	U	210	21
50-32-8	Benzo[a]pyrene	210	U	210	31
205-99-2	Benzo[b]fluoranthene	210	U	210	34
191-24-2	Benzo[g,h,i]perylene	210	U	210	23
207-08-9	Benzo[k]fluoranthene	210	U	210	28

FORM I
GC/MS SEMI VOA ORGANICS ANALYSIS DATA SHEET

Lab Name: Eurofins Buffalo | Job No.: 480-195703-1

SDG No.:

Client Sample ID: B-22 | Lab Sample ID: 480-195703-8

Matrix: Solid | Lab File ID: Z000938.D

Analysis Method: 8270D | Date Collected: 03/10/2022 12:30

Extract. Method: 3550C | Date Extracted: 03/14/2022 10:09

Sample wt/vol: 30.24(g) | Date Analyzed: 03/15/2022 16:03

Con. Extract Vol.: 1(mL) | Dilution Factor: 1

Injection Volume: 1(uL) | Level: (low/med) Low

% Moisture: 20.8 | GPC Cleanup:(Y/N) N

Analysis Batch No.: 617844 | Units: ug/Kg

CAS NO.	COMPOUND NAME	RESULT	Q	RL	MDL	
92-52-4	Biphenyl	210	U	210	31	
108-60-1	bis (2-chloroisopropyl) ether	210	U	210	43	
111-91-1	Bis(2-chloroethoxy)methane	210	U	210	45	
111-44-4	Bis(2-chloroethyl)ether	210	U	210	28	
117-81-7	Bis(2-ethylhexyl) phthalate	210	U	210	73	
85-68-7	Butyl benzyl phthalate	210 UJ ~~36~~	J B	210	35	
105-60-2	Caprolactam	210	U	210	64	
86-74-8	Carbazole	210	U	210	25	
218-01-9	Chrysene	210	U	210	48	
53-70-3	Dibenz(a,h)anthracene	210	U	210	38	
132-64-9	Dibenzofuran	210	U	210	25	
84-66-2	Diethyl phthalate	210	U	210	28	
131-11-3	Dimethyl phthalate	210	U	210	25	
84-74-2	Di-n-butyl phthalate	210	U	210	36	
117-84-0	Di-n-octyl phthalate	210	U	210	25	
206-44-0	Fluoranthene	210	U	210	23	UJ
86-73-7	Fluorene	210	U	210	25	
118-74-1	Hexachlorobenzene	210	U	210	29	
87-68-3	Hexachlorobutadiene	210	U	210	31	
77-47-4	Hexachlorocyclopentadiene	210	U	210	29	
67-72-1	Hexachloroethane	210	U	210	28	
193-39-5	Indeno[1,2,3-cd]pyrene	210	U	210	26	
78-59-1	Isophorone	210	U	210	45	
91-20-3	Naphthalene	210	U	210	28	
98-95-3	Nitrobenzene	210	U	210	24	
621-64-7	N-Nitrosodi-n-propylamine	210	U	210	36	
86-30-6	N-Nitrosodiphenylamine	210	U	210	170	
87-86-5	Pentachlorophenol	410	U	410	210	
85-01-8	Phenanthrene	210	U	210	31	
108-95-2	Phenol	210	U	210	33	
129-00-0	Pyrene	210	U	210	25	

MKP 5/2/2022

FORM I
GC/MS SEMI VOA ORGANICS ANALYSIS DATA SHEET

Lab Name: Eurofins Buffalo | Job No.: 480-195703-1
SDG No.:
Client Sample ID: B-23 | Lab Sample ID: 480-195703-9
Matrix: Solid | Lab File ID: Z000939.D
Analysis Method: 8270D | Date Collected: 03/10/2022 12:40
Extract. Method: 3550C | Date Extracted: 03/14/2022 10:09
Sample wt/vol: 30.51(g) | Date Analyzed: 03/15/2022 16:20
Con. Extract Vol.: 1(mL) | Dilution Factor: 1
Injection Volume: 1(uL) | Level: (low/med) Low
% Moisture: 19.2 | GPC Cleanup:(Y/N) N
Analysis Batch No.: 617844 | Units: ug/Kg

CAS NO.	COMPOUND NAME	RESULT	Q	RL	MDL
95-95-4	2,4,5-Trichlorophenol	210	U	210	56
88-06-2	2,4,6-Trichlorophenol	210	U	210	41
120-83-2	2,4-Dichlorophenol	210	U	210	22
105-67-9	2,4-Dimethylphenol	210	U	210	50
51-28-5	2,4-Dinitrophenol	2000	U	2000	950
121-14-2	2,4-Dinitrotoluene	210	U	210	43
606-20-2	2,6-Dinitrotoluene	210	U	210	24
91-58-7	2-Chloronaphthalene	210	U	210	34
95-57-8	2-Chlorophenol	400	U	400	38
91-57-6	2-Methylnaphthalene	210	U	210	41
95-48-7	2-Methylphenol	210	U	210	24
88-74-4	2-Nitroaniline	400	U	400	30
88-75-5	2-Nitrophenol	210	U	210	58
91-94-1	3,3'-Dichlorobenzidine	400	U	400	240
99-09-2	3-Nitroaniline	400	U	400	57
534-52-1	4,6-Dinitro-2-methylphenol	400	U	400	210
101-55-3	4-Bromophenyl phenyl ether	210	U	210	29
59-50-7	4-Chloro-3-methylphenol	210	U	210	51
106-47-8	4-Chloroaniline	210	U	210	51
7005-72-3	4-Chlorophenyl phenyl ether	210	U	210	26
106-44-5	4-Methylphenol	400	U	400	24
100-01-6	4-Nitroaniline	400	U	400	110
100-02-7	4-Nitrophenol	400	U	400	140
83-32-9	Acenaphthene	210	U	210	30
208-96-8	Acenaphthylene	210	U	210	27
98-86-2	Acetophenone	210	U	210	28
120-12-7	Anthracene	210	U	210	51
1912-24-9	Atrazine	210	U	210	72
100-52-7	Benzaldehyde	210	U	210	160
56-55-3	Benzo[a]anthracene	210	U	210	21
50-32-8	Benzo[a]pyrene	210	U	210	30
205-99-2	Benzo[b]fluoranthene	210	U	210	33
191-24-2	Benzo[g,h,i]perylene	210	U	210	22
207-08-9	Benzo[k]fluoranthene	210	U	210	27

FORM I
GC/MS SEMI VOA ORGANICS ANALYSIS DATA SHEET

Lab Name: Eurofins Buffalo | Job No.: 480-195703-1

SDG No.:

Client Sample ID: B-23 | Lab Sample ID: 480-195703-9

Matrix: Solid | Lab File ID: Z000939.D

Analysis Method: 8270D | Date Collected: 03/10/2022 12:40

Extract. Method: 3550C | Date Extracted: 03/14/2022 10:09

Sample wt/vol: 30.51(g) | Date Analyzed: 03/15/2022 16:20

Con. Extract Vol.: 1(mL) | Dilution Factor: 1

Injection Volume: 1(uL) | Level: (low/med) Low

% Moisture: 19.2 | GPC Cleanup:(Y/N) N

Analysis Batch No.: 617844 | Units: ug/Kg

CAS NO.	COMPOUND NAME	RESULT	Q	RL	MDL
92-52-4	Biphenyl	210	U	210	30
108-60-1	bis (2-chloroisopropyl) ether	210	U	210	41
111-91-1	Bis(2-chloroethoxy)methane	210	U	210	44
111-44-4	Bis(2-chloroethyl)ether	210	U	210	27
117-81-7	Bis(2-ethylhexyl) phthalate	210	U	210	71
85-68-7	Butyl benzyl phthalate	210 UJ ~~35~~	J B	210	34
105-60-2	Caprolactam	210	U	210	62
86-74-8	Carbazole	210	U	210	24
218-01-9	Chrysene	210	U	210	46
53-70-3	Dibenz(a,h)anthracene	210	U	210	37
132-64-9	Dibenzofuran	210	U	210	24
84-66-2	Diethyl phthalate	210	U	210	27
131-11-3	Dimethyl phthalate	210	U	210	24
84-74-2	Di-n-butyl phthalate	210	U	210	35
117-84-0	Di-n-octyl phthalate	210	U	210	24
206-44-0	Fluoranthene	210	U	210	22 UJ
86-73-7	Fluorene	210	U	210	24
118-74-1	Hexachlorobenzene	210	U	210	28
87-68-3	Hexachlorobutadiene	210	U	210	30
77-47-4	Hexachlorocyclopentadiene	210	U	210	28
67-72-1	Hexachloroethane	210	U	210	27
193-39-5	Indeno[1,2,3-cd]pyrene	210	U	210	26
78-59-1	Isophorone	210	U	210	44
91-20-3	Naphthalene	210	U	210	27
98-95-3	Nitrobenzene	210	U	210	23
621-64-7	N-Nitrosodi-n-propylamine	210	U	210	35
86-30-6	N-Nitrosodiphenylamine	210	U	210	170
87-86-5	Pentachlorophenol	400	U	400	210
85-01-8	Phenanthrene	210	U	210	30
108-95-2	Phenol	210	U	210	32
129-00-0	Pyrene	210	U	210	24

MKP 5/2/2022

FORM I
GC/MS SEMI VOA ORGANICS ANALYSIS DATA SHEET

Lab Name: Eurofins Buffalo | Job No.: 480-195703-1
SDG No.:
Client Sample ID: B-24 | Lab Sample ID: 480-195703-10
Matrix: Solid | Lab File ID: Z000940.D
Analysis Method: 8270D | Date Collected: 03/10/2022 12:50
Extract. Method: 3550C | Date Extracted: 03/14/2022 10:09
Sample wt/vol: 30.52(g) | Date Analyzed: 03/15/2022 16:37
Con. Extract Vol.: 1(mL) | Dilution Factor: 1
Injection Volume: 1(uL) | Level: (low/med) Low
% Moisture: 16.1 | GPC Cleanup:(Y/N) N
Analysis Batch No.: 617844 | Units: ug/Kg

CAS NO.	COMPOUND NAME	RESULT	Q	RL	MDL
95-95-4	2,4,5-Trichlorophenol	200	U	200	54
88-06-2	2,4,6-Trichlorophenol	200	U	200	40
120-83-2	2,4-Dichlorophenol	200	U	200	21
105-67-9	2,4-Dimethylphenol	200	U	200	48
51-28-5	2,4-Dinitrophenol	1900	U	1900	920
121-14-2	2,4-Dinitrotoluene	200	U	200	41
606-20-2	2,6-Dinitrotoluene	200	U	200	23
91-58-7	2-Chloronaphthalene	200	U	200	33
95-57-8	2-Chlorophenol	390	U	390	36
91-57-6	2-Methylnaphthalene	200	U	200	40
95-48-7	2-Methylphenol	200	U	200	23
88-74-4	2-Nitroaniline	390	U	390	29
88-75-5	2-Nitrophenol	200	U	200	56
91-94-1	3,3'-Dichlorobenzidine	390	U	390	230
99-09-2	3-Nitroaniline	390	U	390	55
534-52-1	4,6-Dinitro-2-methylphenol	390	U	390	200
101-55-3	4-Bromophenyl phenyl ether	200	U	200	28
59-50-7	4-Chloro-3-methylphenol	200	U	200	49
106-47-8	4-Chloroaniline	200	U	200	49
7005-72-3	4-Chlorophenyl phenyl ether	200	U	200	25
106-44-5	4-Methylphenol	390	U	390	23
100-01-6	4-Nitroaniline	390	U	390	100
100-02-7	4-Nitrophenol	390	U	390	140
83-32-9	Acenaphthene	200	U	200	29
208-96-8	Acenaphthylene	200	U	200	26
98-86-2	Acetophenone	200	U	200	27
120-12-7	Anthracene	200	U	200	49
1912-24-9	Atrazine	200	U	200	69
100-52-7	Benzaldehyde	200	U	200	160
56-55-3	Benzo[a]anthracene	200	U	200	20
50-32-8	Benzo[a]pyrene	200	U	200	29
205-99-2	Benzo[b]fluoranthene	200	U	200	32
191-24-2	Benzo[g,h,i]perylene	200	U	200	21
207-08-9	Benzo[k]fluoranthene	200	U	200	26

FORM I
GC/MS SEMI VOA ORGANICS ANALYSIS DATA SHEET

Lab Name: Eurofins Buffalo | Job No.: 480-195703-1
SDG No.:
Client Sample ID: B-24 | Lab Sample ID: 480-195703-10
Matrix: Solid | Lab File ID: Z000940.D
Analysis Method: 8270D | Date Collected: 03/10/2022 12:50
Extract. Method: 3550C | Date Extracted: 03/14/2022 10:09
Sample wt/vol: 30.52(g) | Date Analyzed: 03/15/2022 16:37
Con. Extract Vol.: 1(mL) | Dilution Factor: 1
Injection Volume: 1(uL) | Level: (low/med) Low
% Moisture: 16.1 | GPC Cleanup:(Y/N) N
Analysis Batch No.: 617844 | Units: ug/Kg

CAS NO.	COMPOUND NAME	RESULT	Q	RL	MDL	
92-52-4	Biphenyl	200	U	200	29	
108-60-1	bis (2-chloroisopropyl) ether	200	U	200	40	
111-91-1	Bis(2-chloroethoxy)methane	200	U	200	42	
111-44-4	Bis(2-chloroethyl)ether	200	U	200	26	
117-81-7	Bis(2-ethylhexyl) phthalate	200	U	200	68	
85-68-7	Butyl benzyl phthalate	200 UJ ~~35~~	J B	200	33	
105-60-2	Caprolactam	200	U	200	60	
86-74-8	Carbazole	200	U	200	23	
218-01-9	Chrysene	200	U	200	45	
53-70-3	Dibenz(a,h)anthracene	200	U	200	35	
132-64-9	Dibenzofuran	200	U	200	23	
84-66-2	Diethyl phthalate	200	U	200	26	
131-11-3	Dimethyl phthalate	200	U	200	23	
84-74-2	Di-n-butyl phthalate	200	U	200	34	
117-84-0	Di-n-octyl phthalate	200	U	200	23	
206-44-0	Fluoranthene	200	U	200	21	UJ
86-73-7	Fluorene	200	U	200	23	
118-74-1	Hexachlorobenzene	200	U	200	27	
87-68-3	Hexachlorobutadiene	200	U	200	29	
77-47-4	Hexachlorocyclopentadiene	200	U	200	27	
67-72-1	Hexachloroethane	200	U	200	26	
193-39-5	Indeno[1,2,3-cd]pyrene	200	U	200	25	
78-59-1	Isophorone	200	U	200	42	
91-20-3	Naphthalene	200	U	200	26	
98-95-3	Nitrobenzene	200	U	200	22	
621-64-7	N-Nitrosodi-n-propylamine	200	U	200	34	
86-30-6	N-Nitrosodiphenylamine	200	U	200	160	
87-86-5	Pentachlorophenol	390	U	390	200	
85-01-8	Phenanthrene	200	U	200	29	
108-95-2	Phenol	200	U	200	30	
129-00-0	Pyrene	200	U	200	23	

MKP 5/2/2022

FORM I
GC/MS SEMI VOA ORGANICS ANALYSIS DATA SHEET

Lab Name: Eurofins Buffalo | Job No.: 480-195703-1
SDG No.:
Client Sample ID: B-50 | Lab Sample ID: 480-195703-11
Matrix: Solid | Lab File ID: Z000941.D
Analysis Method: 8270D | Date Collected: 03/10/2022 13:00
Extract. Method: 3550C | Date Extracted: 03/14/2022 10:09
Sample wt/vol: 30.40(g) | Date Analyzed: 03/15/2022 16:55
Con. Extract Vol.: 1(mL) | Dilution Factor: 1
Injection Volume: 1(uL) | Level: (low/med) Low
% Moisture: 13.4 | GPC Cleanup:(Y/N) N
Analysis Batch No.: 617844 | Units: ug/Kg

CAS NO.	COMPOUND NAME	RESULT	Q	RL	MDL
95-95-4	2,4,5-Trichlorophenol	190	U	190	52
88-06-2	2,4,6-Trichlorophenol	190	U	190	39
120-83-2	2,4-Dichlorophenol	190	U	190	21
105-67-9	2,4-Dimethylphenol	190	U	190	47
51-28-5	2,4-Dinitrophenol	1900	U	1900	890
121-14-2	2,4-Dinitrotoluene	190	U	190	40
606-20-2	2,6-Dinitrotoluene	190	U	190	23
91-58-7	2-Chloronaphthalene	190	U	190	32
95-57-8	2-Chlorophenol	380	U	380	35
91-57-6	2-Methylnaphthalene	190	U	190	39
95-48-7	2-Methylphenol	190	U	190	23
88-74-4	2-Nitroaniline	380	U	380	28
88-75-5	2-Nitrophenol	190	U	190	55
91-94-1	3,3'-Dichlorobenzidine	380	U	380	230
99-09-2	3-Nitroaniline	380	U	380	54
534-52-1	4,6-Dinitro-2-methylphenol	380	U	380	190
101-55-3	4-Bromophenyl phenyl ether	190	U	190	27
59-50-7	4-Chloro-3-methylphenol	190	U	190	48
106-47-8	4-Chloroaniline	190	U	190	48
7005-72-3	4-Chlorophenyl phenyl ether	190	U	190	24
106-44-5	4-Methylphenol	380	U	380	23
100-01-6	4-Nitroaniline	380	U	380	100
100-02-7	4-Nitrophenol	380	U	380	140
83-32-9	Acenaphthene	190	U	190	28
208-96-8	Acenaphthylene	190	U	190	25
98-86-2	Acetophenone	190	U	190	26
120-12-7	Anthracene	190	U	190	48
1912-24-9	Atrazine	190	U	190	67
100-52-7	Benzaldehyde	190	U	190	150
56-55-3	Benzo[a]anthracene	190	U	190	19
50-32-8	Benzo[a]pyrene	190	U	190	28
205-99-2	Benzo[b]fluoranthene	190	U	190	31
191-24-2	Benzo[g,h,i]perylene	190	U	190	21
207-08-9	Benzo[k]fluoranthene	190	U	190	25

FORM I
GC/MS SEMI VOA ORGANICS ANALYSIS DATA SHEET

Lab Name: Eurofins Buffalo | Job No.: 480-195703-1
SDG No.:
Client Sample ID: B-50 | Lab Sample ID: 480-195703-11
Matrix: Solid | Lab File ID: Z000941.D
Analysis Method: 8270D | Date Collected: 03/10/2022 13:00
Extract. Method: 3550C | Date Extracted: 03/14/2022 10:09
Sample wt/vol: 30.40(g) | Date Analyzed: 03/15/2022 16:55
Con. Extract Vol.: 1(mL) | Dilution Factor: 1
Injection Volume: 1(uL) | Level: (low/med) Low
% Moisture: 13.4 | GPC Cleanup:(Y/N) N
Analysis Batch No.: 617844 | Units: ug/Kg

CAS NO.	COMPOUND NAME	RESULT	Q	RL	MDL	
92-52-4	Biphenyl	190	U	190	28	
108-60-1	bis (2-chloroisopropyl) ether	190	U	190	39	
111-91-1	Bis(2-chloroethoxy)methane	190	U	190	41	
111-44-4	Bis(2-chloroethyl)ether	190	U	190	25	
117-81-7	Bis(2-ethylhexyl) phthalate	190	U	190	66	
85-68-7	Butyl benzyl phthalate	190 UJ ~~34~~	J B	190	32	
105-60-2	Caprolactam	190	U	190	58	
86-74-8	Carbazole	190	U	190	23	
218-01-9	Chrysene	190	U	190	43	
53-70-3	Dibenz(a,h)anthracene	190	U	190	34	
132-64-9	Dibenzofuran	190	U	190	23	
84-66-2	Diethyl phthalate	190	U	190	25	
131-11-3	Dimethyl phthalate	190	U	190	23	
84-74-2	Di-n-butyl phthalate	190	U	190	33	
117-84-0	Di-n-octyl phthalate	190	U	190	23	
206-44-0	Fluoranthene	190	U	190	21	UJ
86-73-7	Fluorene	190	U	190	23	
118-74-1	Hexachlorobenzene	190	U	190	26	
87-68-3	Hexachlorobutadiene	190	U	190	28	
77-47-4	Hexachlorocyclopentadiene	190	U	190	26	
67-72-1	Hexachloroethane	190	U	190	25	
193-39-5	Indeno[1,2,3-cd]pyrene	190	U	190	24	
78-59-1	Isophorone	190	U	190	41	
91-20-3	Naphthalene	190	U	190	25	
98-95-3	Nitrobenzene	190	U	190	22	
621-64-7	N-Nitrosodi-n-propylamine	190	U	190	33	
86-30-6	N-Nitrosodiphenylamine	190	U	190	160	
87-86-5	Pentachlorophenol	380	U	380	190	
85-01-8	Phenanthrene	190	U	190	28	
108-95-2	Phenol	190	U	190	30	
129-00-0	Pyrene	190	U	190	23	

MKP 5/2/2022

FORM I
GC/MS SEMI VOA ORGANICS ANALYSIS DATA SHEET

Lab Name: Eurofins Buffalo | Job No.: 480-195703-1
SDG No.:
Client Sample ID: B-51 | Lab Sample ID: 480-195703-12
Matrix: Solid | Lab File ID: Z000943.D
Analysis Method: 8270D | Date Collected: 03/10/2022 13:15
Extract. Method: 3550C | Date Extracted: 03/14/2022 14:16
Sample wt/vol: 30.50(g) | Date Analyzed: 03/15/2022 17:29
Con. Extract Vol.: 1(mL) | Dilution Factor: 1
Injection Volume: 1(uL) | Level: (low/med) Low
% Moisture: 17.4 | GPC Cleanup:(Y/N) N
Analysis Batch No.: 617844 | Units: ug/Kg

CAS NO.	COMPOUND NAME	RESULT	Q	RL	MDL
95-95-4	2,4,5-Trichlorophenol	200	U	200	55
88-06-2	2,4,6-Trichlorophenol	200	U	200	41
120-83-2	2,4-Dichlorophenol	200	U	200	21
105-67-9	2,4-Dimethylphenol	200	U	200	49
51-28-5	2,4-Dinitrophenol	2000	U	2000	930
121-14-2	2,4-Dinitrotoluene	200	U	200	42
606-20-2	2,6-Dinitrotoluene	200	U	200	24
91-58-7	2-Chloronaphthalene	200	U	200	33
95-57-8	2-Chlorophenol	390	U	390	37
91-57-6	2-Methylnaphthalene	200	U	200	41
95-48-7	2-Methylphenol	200	U	200	24
88-74-4	2-Nitroaniline	390	U	390	30
88-75-5	2-Nitrophenol	200	U	200	57
91-94-1	3,3'-Dichlorobenzidine	390	U	390	240
99-09-2	3-Nitroaniline	390	U	390	56
534-52-1	4,6-Dinitro-2-methylphenol	390	U	390	200
101-55-3	4-Bromophenyl phenyl ether	200	U	200	29
59-50-7	4-Chloro-3-methylphenol	200	U	200	50
106-47-8	4-Chloroaniline	200	U	200	50
7005-72-3	4-Chlorophenyl phenyl ether	200	U	200	25
106-44-5	4-Methylphenol	390	U	390	24
100-01-6	4-Nitroaniline	390	U	390	110
100-02-7	4-Nitrophenol	390	U	390	140
83-32-9	Acenaphthene	200	U	200	30
208-96-8	Acenaphthylene	200	U	200	26
98-86-2	Acetophenone	200	U	200	27
120-12-7	Anthracene	200	U	200	50
1912-24-9	Atrazine	200	U	200	70
100-52-7	Benzaldehyde	200	U	200	160
56-55-3	Benzo[a]anthracene	200	U	200	20
50-32-8	Benzo[a]pyrene	200	U	200	30
205-99-2	Benzo[b]fluoranthene	200	U	200	32
191-24-2	Benzo[g,h,i]perylene	200	U	200	21
207-08-9	Benzo[k]fluoranthene	200	U	200	26

FORM I
GC/MS SEMI VOA ORGANICS ANALYSIS DATA SHEET

Lab Name: Eurofins Buffalo | Job No.: 480-195703-1

SDG No.:

Client Sample ID: B-51 | Lab Sample ID: 480-195703-12

Matrix: Solid | Lab File ID: Z000943.D

Analysis Method: 8270D | Date Collected: 03/10/2022 13:15

Extract. Method: 3550C | Date Extracted: 03/14/2022 14:16

Sample wt/vol: 30.50(g) | Date Analyzed: 03/15/2022 17:29

Con. Extract Vol.: 1(mL) | Dilution Factor: 1

Injection Volume: 1(uL) | Level: (low/med) Low

% Moisture: 17.4 | GPC Cleanup:(Y/N) N

Analysis Batch No.: 617844 | Units: ug/Kg

CAS NO.	COMPOUND NAME	RESULT	Q	RL	MDL
92-52-4	Biphenyl	200	U	200	30
108-60-1	bis (2-chloroisopropyl) ether	200	U	200	41
111-91-1	Bis(2-chloroethoxy)methane	200	U	200	43
111-44-4	Bis(2-chloroethyl)ether	200	U	200	26
117-81-7	Bis(2-ethylhexyl) phthalate	200	U	200	69
85-68-7	Butyl benzyl phthalate	200 UJ ~~35~~	J B	200	33
105-60-2	Caprolactam	200	U	200	61
86-74-8	Carbazole	200	U	200	24
218-01-9	Chrysene	200	U	200	45
53-70-3	Dibenz(a,h)anthracene	200	U	200	36
132-64-9	Dibenzofuran	200	U	200	24
84-66-2	Diethyl phthalate	200	U	200	26
131-11-3	Dimethyl phthalate	200	U	200	24
84-74-2	Di-n-butyl phthalate	200	U	200	35
117-84-0	Di-n-octyl phthalate	200	U	200	24
206-44-0	Fluoranthene	200	U	200	21 UJ
86-73-7	Fluorene	200	U	200	24
118-74-1	Hexachlorobenzene	200	U	200	27
87-68-3	Hexachlorobutadiene	200	U	200	30
77-47-4	Hexachlorocyclopentadiene	200	U	200	27
67-72-1	Hexachloroethane	200	U	200	26
193-39-5	Indeno[1,2,3-cd]pyrene	200	U	200	25
78-59-1	Isophorone	200	U	200	43
91-20-3	Naphthalene	200	U	200	26
98-95-3	Nitrobenzene	200	U	200	23
621-64-7	N-Nitrosodi-n-propylamine	200	U	200	35
86-30-6	N-Nitrosodiphenylamine	200	U	200	160
87-86-5	Pentachlorophenol	390	U	390	200
85-01-8	Phenanthrene	200	U	200	30
108-95-2	Phenol	200	U	200	31
129-00-0	Pyrene	200	U	200	24

MKP 5/2/2022

FORM I
GC/MS SEMI VOA ORGANICS ANALYSIS DATA SHEET

Lab Name: Eurofins Buffalo | Job No.: 480-195703-1
SDG No.:
Client Sample ID: B-52 | Lab Sample ID: 480-195703-13
Matrix: Solid | Lab File ID: X21481434.D
Analysis Method: 8270D | Date Collected: 03/10/2022 13:30
Extract. Method: 3550C | Date Extracted: 03/14/2022 14:16
Sample wt/vol: 30.33(g) | Date Analyzed: 03/16/2022 11:27
Con. Extract Vol.: 1(mL) | Dilution Factor: 1
Injection Volume: 1(uL) | Level: (low/med) Low
% Moisture: 19.7 | GPC Cleanup:(Y/N) N
Analysis Batch No.: 618006 | Units: ug/Kg

CAS NO.	COMPOUND NAME	RESULT	Q	RL	MDL
95-95-4	2,4,5-Trichlorophenol	210	U	210	57
88-06-2	2,4,6-Trichlorophenol	210	U	210	42
120-83-2	2,4-Dichlorophenol	210	U	210	22
105-67-9	2,4-Dimethylphenol	210	U	210	50
51-28-5	2,4-Dinitrophenol	2000	U	2000	970
121-14-2	2,4-Dinitrotoluene	210	U	210	43
606-20-2	2,6-Dinitrotoluene	210	U	210	25
91-58-7	2-Chloronaphthalene	210	U	210	34
95-57-8	2-Chlorophenol	410	U	410	38
91-57-6	2-Methylnaphthalene	210	U	210	42
95-48-7	2-Methylphenol	210	U	210	25
88-74-4	2-Nitroaniline	410	U	410	31
88-75-5	2-Nitrophenol	210	U	210	59
91-94-1	3,3'-Dichlorobenzidine	410	U	410	250
99-09-2	3-Nitroaniline	410	U	410	58
534-52-1	4,6-Dinitro-2-methylphenol	410	U	410	210
101-55-3	4-Bromophenyl phenyl ether	210	U	210	30
59-50-7	4-Chloro-3-methylphenol	210	U	210	52
106-47-8	4-Chloroaniline	210	U	210	52
7005-72-3	4-Chlorophenyl phenyl ether	210	U	210	26
106-44-5	4-Methylphenol	410	U	410	25
100-01-6	4-Nitroaniline	410	U	410	110
100-02-7	4-Nitrophenol	410	U	410	150
83-32-9	Acenaphthene	210	U	210	31
208-96-8	Acenaphthylene	210	U	210	27
98-86-2	Acetophenone	210	U	210	28
120-12-7	Anthracene	210	U	210	52
1912-24-9	Atrazine	210	U	210	73
100-52-7	Benzaldehyde	210	U	210	170
56-55-3	Benzo[a]anthracene	63	J	210	21
50-32-8	Benzo[a]pyrene	77	J	210	31
205-99-2	Benzo[b]fluoranthene	120	J	210	33
191-24-2	Benzo[g,h,i]perylene	73	J	210	22
207-08-9	Benzo[k]fluoranthene	70	J	210	27

FORM I
GC/MS SEMI VOA ORGANICS ANALYSIS DATA SHEET

Lab Name: Eurofins Buffalo | Job No.: 480-195703-1
SDG No.:
Client Sample ID: B-52 | Lab Sample ID: 480-195703-13
Matrix: Solid | Lab File ID: X21481434.D
Analysis Method: 8270D | Date Collected: 03/10/2022 13:30
Extract. Method: 3550C | Date Extracted: 03/14/2022 14:16
Sample wt/vol: 30.33(g) | Date Analyzed: 03/16/2022 11:27
Con. Extract Vol.: 1(mL) | Dilution Factor: 1
Injection Volume: 1(uL) | Level: (low/med) Low
% Moisture: 19.7 | GPC Cleanup:(Y/N) N
Analysis Batch No.: 618006 | Units: ug/Kg

CAS NO.	COMPOUND NAME	RESULT	Q	RL	MDL
92-52-4	Biphenyl	210	U	210	31
108-60-1	bis (2-chloroisopropyl) ether	210	U	210	42
111-91-1	Bis(2-chloroethoxy)methane	210	U	210	44
111-44-4	Bis(2-chloroethyl)ether	210	U	210	27
117-81-7	Bis(2-ethylhexyl) phthalate	210	U	210	71
85-68-7	Butyl benzyl phthalate	210	U	210	34
105-60-2	Caprolactam	210	U	210	63
86-74-8	Carbazole	210	U	210	25
218-01-9	Chrysene	110	J	210	47
53-70-3	Dibenz(a,h)anthracene	210	U	210	37
132-64-9	Dibenzofuran	210	U	210	25
84-66-2	Diethyl phthalate	210	U	210	27
131-11-3	Dimethyl phthalate	210	U	210	25
84-74-2	Di-n-butyl phthalate	210	U	210	36
117-84-0	Di-n-octyl phthalate	210	U	210	25
206-44-0	Fluoranthene	290		210	22
86-73-7	Fluorene	210	U	210	25
118-74-1	Hexachlorobenzene	210	U	210	28
87-68-3	Hexachlorobutadiene	210	U	210	31
77-47-4	Hexachlorocyclopentadiene	210	U	210	28
67-72-1	Hexachloroethane	210	U	210	27
193-39-5	Indeno[1,2,3-cd]pyrene	63	J	210	26
78-59-1	Isophorone	210	U	210	44
91-20-3	Naphthalene	210	U	210	27
98-95-3	Nitrobenzene	210	U	210	23
621-64-7	N-Nitrosodi-n-propylamine	210	U	210	36
86-30-6	N-Nitrosodiphenylamine	210	U	210	170
87-86-5	Pentachlorophenol	410	U	410	210
85-01-8	Phenanthrene	130	J	210	31
108-95-2	Phenol	210	U	210	32
129-00-0	Pyrene	210		210	25

METALS

COVER PAGE
METALS

Lab Name: Eurofins Buffalo Job Number: 480-195703-1

SDG No.:

Project: Project #1 - Pilgrim Village Family

Client Sample ID	Lab Sample ID
B-9	480-195703-1
B-10	480-195703-2
B-17	480-195703-3
B-18	480-195703-4
B-19	480-195703-5
B-20	480-195703-6
B-21	480-195703-7
B-22	480-195703-8
B-23	480-195703-9
B-24	480-195703-10
B-50	480-195703-11
B-51	480-195703-12
B-52	480-195703-13

Comments:

1A-IN
INORGANIC ANALYSIS DATA SHEET
METALS

Client Sample ID: B-9
Lab Sample ID: 480-195703-1
Lab Name: Eurofins Buffalo
Job No.: 480-195703-1
SDG ID.:
Matrix: Solid
Date Sampled: 03/10/2022 11:00
Reporting Basis: DRY
Date Received: 03/10/2022 16:50
% Solids: 79.1

CAS No.	Analyte	Result	RL	MDL	Units	C	Q	DIL	Method
7440-38-2	Arsenic	6.5 UJ ~~6.5~~	2.5	0.51	mg/Kg		B F1	1	6010C
7440-39-3	Barium	133	J 0.64	0.14	mg/Kg		B F1	1	6010C
7439-92-1	Lead	16.1	1.3	0.31	mg/Kg		B	1	6010C
7440-66-6	Zinc	75.9	J 2.5	0.81	mg/Kg		B F1	1	6010C
7439-97-6	Mercury	0.019	0.024	0.0055	mg/Kg	J		1	7471B

MKP 5/2/2022

1A-IN
INORGANIC ANALYSIS DATA SHEET
METALS

Client Sample ID: B-10

Lab Sample ID: 480-195703-2

Lab Name: Eurofins Buffalo

Job No.: 480-195703-1

SDG ID.:

Matrix: Solid

Date Sampled: 03/10/2022 11:15

Reporting Basis: DRY

Date Received: 03/10/2022 16:50

% Solids: 78.5

CAS No.	Analyte	Result	RL	MDL	Units	C	Q	DIL	Method
7440-38-2	Arsenic	7.6 UJ ~~7.6~~	2.5	0.50	mg/Kg		B	1	6010C
7440-39-3	Barium	105	0.62	0.14	mg/Kg		B	1	6010C
7439-92-1	Lead	15.8	1.2	0.30	mg/Kg		B	1	6010C
7440-66-6	Zinc	67.1	2.5	0.79	mg/Kg		B	1	6010C
7439-97-6	Mercury	0.016	0.026	0.0059	mg/Kg	J		1	7471B

MKP 5/2/2022

1A-IN
INORGANIC ANALYSIS DATA SHEET
METALS

Client Sample ID: B-17

Lab Sample ID: 480-195703-3

Lab Name: Eurofins Buffalo

Job No.: 480-195703-1

SDG ID.:

Matrix: Solid

Date Sampled: 03/10/2022 11:30

Reporting Basis: DRY

Date Received: 03/10/2022 16:50

% Solids: 76.6

CAS No.	Analyte	Result	RL	MDL	Units	C	Q	DIL	Method
7440-38-2	Arsenic	5.9 UJ ~~5.9~~	2.6	0.51	mg/Kg		B	1	6010C
7440-39-3	Barium	187	0.64	0.14	mg/Kg		B	1	6010C
7439-92-1	Lead	22.9	1.3	0.31	mg/Kg		B	1	6010C
7440-66-6	Zinc	77.2	2.6	0.82	mg/Kg		B	1	6010C
7439-97-6	Mercury	0.018	0.025	0.0057	mg/Kg	J		1	7471B

MKP 5/2/2022

1A-IN
INORGANIC ANALYSIS DATA SHEET
METALS

Client Sample ID: B-18

Lab Sample ID: 480-195703-4

Lab Name: Eurofins Buffalo

Job No.: 480-195703-1

SDG ID.:

Matrix: Solid

Date Sampled: 03/10/2022 11:40

Reporting Basis: DRY

Date Received: 03/10/2022 16:50

% Solids: 80.6

CAS No.	Analyte	Result	RL	MDL	Units	C	Q	DIL	Method
7440-38-2	Arsenic	4.6 UJ ~~4.6~~	2.4	0.49	mg/Kg		B	1	6010C
7440-39-3	Barium	136	0.61	0.13	mg/Kg		B	1	6010C
7439-92-1	Lead	19.1	1.2	0.29	mg/Kg		B	1	6010C
7440-66-6	Zinc	63.3	2.4	0.78	mg/Kg		B	1	6010C
7439-97-6	Mercury	0.016	0.025	0.0058	mg/Kg	J		1	7471B

MKP 5/2/2022

1A-IN
INORGANIC ANALYSIS DATA SHEET
METALS

Client Sample ID: B-19

Lab Sample ID: 480-195703-5

Lab Name: Eurofins Buffalo

Job No.: 480-195703-1

SDG ID.:

Matrix: Solid

Date Sampled: 03/10/2022 11:50

Reporting Basis: DRY

Date Received: 03/10/2022 16:50

% Solids: 76.6

CAS No.	Analyte	Result	RL	MDL	Units	C	Q	DIL	Method
7440-38-2	Arsenic	7.4 UJ ~~7.4~~	2.6	0.51	mg/Kg		B	1	6010C
7440-39-3	Barium	120	0.64	0.14	mg/Kg		B	1	6010C
7439-92-1	Lead	16.8	1.3	0.31	mg/Kg		B	1	6010C
7440-66-6	Zinc	58.8	2.6	0.82	mg/Kg		B	1	6010C
7439-97-6	Mercury	0.019	0.026	0.0059	mg/Kg	J		1	7471B

MKP 5/2/2022

1A-IN
INORGANIC ANALYSIS DATA SHEET
METALS

Client Sample ID: B-20

Lab Sample ID: 480-195703-6

Lab Name: Eurofins Buffalo

Job No.: 480-195703-1

SDG ID.:

Matrix: Solid

Date Sampled: 03/10/2022 12:00

Reporting Basis: DRY

Date Received: 03/10/2022 16:50

% Solids: 78.3

CAS No.	Analyte	Result	RL	MDL	Units	C	Q	DIL	Method
7440-38-2	Arsenic	6.7 UJ ~~6.7~~	2.5	0.50	mg/Kg		B	1	6010C
7440-39-3	Barium	159	0.62	0.14	mg/Kg		B	1	6010C
7439-92-1	Lead	16.3	1.2	0.30	mg/Kg		B	1	6010C
7440-66-6	Zinc	76.4	2.5	0.80	mg/Kg		B	1	6010C
7439-97-6	Mercury	0.019	0.026	0.0060	mg/Kg	J		1	7471B

MKP 5/2/2022

1A-IN
INORGANIC ANALYSIS DATA SHEET
METALS

Client Sample ID: B-21

Lab Sample ID: 480-195703-7

Lab Name: Eurofins Buffalo

Job No.: 480-195703-1

SDG ID.:

Matrix: Solid

Date Sampled: 03/10/2022 12:15

Reporting Basis: DRY

Date Received: 03/10/2022 16:50

% Solids: 80.1

CAS No.	Analyte	Result	RL	MDL	Units	C	Q	DIL	Method
7440-38-2	Arsenic	2.5 UJ ~~1.6~~	2.5	0.50	mg/Kg	J	B	1	6010C
7440-39-3	Barium	9.5	0.64	0.14	mg/Kg		B	1	6010C
7439-92-1	Lead	7.8	1.2	0.30	mg/Kg		B	1	6010C
7440-66-6	Zinc	54.6	2.5	0.79	mg/Kg		B	1	6010C
7439-97-6	Mercury	0.026	0.026	0.0059	mg/Kg	U		1	7471B

MKP 5/2/2022

1A-IN
INORGANIC ANALYSIS DATA SHEET
METALS

Client Sample ID: B-22

Lab Sample ID: 480-195703-8

Lab Name: Eurofins Buffalo

Job No.: 480-195703-1

SDG ID.:

Matrix: Solid

Date Sampled: 03/10/2022 12:30

Reporting Basis: DRY

Date Received: 03/10/2022 16:50

% Solids: 79.2

CAS No.	Analyte	Result	RL	MDL	Units	C	Q	DIL	Method
7440-38-2	Arsenic	7.1 UJ ~~7.1~~	2.4	0.48	mg/Kg		B	1	6010C
7440-39-3	Barium	114	0.60	0.13	mg/Kg		B	1	6010C
7439-92-1	Lead	15.8	1.2	0.29	mg/Kg		B	1	6010C
7440-66-6	Zinc	60.9	2.4	0.76	mg/Kg		B	1	6010C
7439-97-6	Mercury	0.016	0.026	0.0059	mg/Kg	J		1	7471B

MKP 5/2/2022

1A-IN
INORGANIC ANALYSIS DATA SHEET
METALS

Client Sample ID: B-23

Lab Sample ID: 480-195703-9

Lab Name: Eurofins Buffalo

Job No.: 480-195703-1

SDG ID.:

Matrix: Solid

Date Sampled: 03/10/2022 12:40

Reporting Basis: DRY

Date Received: 03/10/2022 16:50

% Solids: 80.8

CAS No.	Analyte	Result	RL	MDL	Units	C	Q	DIL	Method
7440-38-2	Arsenic	10.6 UJ ~~10.6~~	2.5	0.49	mg/Kg		B	1	6010C
7440-39-3	Barium	90.0	0.62	0.14	mg/Kg		B	1	6010C
7439-92-1	Lead	17.9	1.2	0.30	mg/Kg		B	1	6010C
7440-66-6	Zinc	69.2	2.5	0.79	mg/Kg		B	1	6010C
7439-97-6	Mercury	0.012	0.024	0.0056	mg/Kg	J		1	7471B

MKP 5/2/2022

1A-IN
INORGANIC ANALYSIS DATA SHEET
METALS

Client Sample ID: B-24
Lab Sample ID: 480-195703-10
Lab Name: Eurofins Buffalo
Job No.: 480-195703-1
SDG ID.:
Matrix: Solid
Date Sampled: 03/10/2022 12:50
Reporting Basis: DRY
Date Received: 03/10/2022 16:50
% Solids: 83.9

CAS No.	Analyte	Result	RL	MDL	Units	C	Q	DIL	Method
7440-38-2	Arsenic	2.4 UJ ~~0.78~~	2.4	0.47	mg/Kg	J	B	1	6010C
7440-39-3	Barium	32.9	0.59	0.13	mg/Kg		B	1	6010C
7439-92-1	Lead	12.0	1.2	0.28	mg/Kg		B	1	6010C
7440-66-6	Zinc	60.6	2.4	0.76	mg/Kg		B	1	6010C
7439-97-6	Mercury	0.011	0.024	0.0055	mg/Kg	J		1	7471B

MKP 5/2/2022

1A-IN
INORGANIC ANALYSIS DATA SHEET
METALS

Client Sample ID: B-50

Lab Sample ID: 480-195703-11

Lab Name: Eurofins Buffalo

Job No.: 480-195703-1

SDG ID.:

Matrix: Solid

Date Sampled: 03/10/2022 13:00

Reporting Basis: DRY

Date Received: 03/10/2022 16:50

% Solids: 86.6

CAS No.	Analyte	Result	RL	MDL	Units	C	Q	DIL	Method
7440-38-2	Arsenic	2.3 UJ ~~1.9~~	2.3	0.45	mg/Kg	J	B	1	6010C
7440-39-3	Barium	60.9	0.57	0.12	mg/Kg		B	1	6010C
7439-92-1	Lead	12.7	1.1	0.27	mg/Kg		B	1	6010C
7440-66-6	Zinc	75.8	2.3	0.72	mg/Kg		B	1	6010C
7439-97-6	Mercury	0.0094	0.022	0.0052	mg/Kg	J		1	7471B

MKP 5/2/2022

1A-IN
INORGANIC ANALYSIS DATA SHEET
METALS

Client Sample ID: B-51

Lab Sample ID: 480-195703-12

Lab Name: Eurofins Buffalo

Job No.: 480-195703-1

SDG ID.:

Matrix: Solid

Date Sampled: 03/10/2022 13:15

Reporting Basis: DRY

Date Received: 03/10/2022 16:50

% Solids: 82.6

CAS No.	Analyte	Result	RL	MDL	Units	C	Q	DIL	Method
7440-38-2	Arsenic	6.4 UJ ~~6.4~~	2.4	0.48	mg/Kg		B	1	6010C
7440-39-3	Barium	131	0.61	0.13	mg/Kg		B	1	6010C
7439-92-1	Lead	16.8	1.2	0.29	mg/Kg		B	1	6010C
7440-66-6	Zinc	58.0	2.4	0.77	mg/Kg		B	1	6010C
7439-97-6	Mercury	0.010	0.025	0.0057	mg/Kg	J		1	7471B

MKP 5/2/2022

1A-IN
INORGANIC ANALYSIS DATA SHEET
METALS

Client Sample ID: B-52

Lab Sample ID: 480-195703-13

Lab Name: Eurofins Buffalo

Job No.: 480-195703-1

SDG ID.:

Matrix: Solid

Date Sampled: 03/10/2022 13:30

Reporting Basis: DRY

Date Received: 03/10/2022 16:50

% Solids: 80.3

CAS No.	Analyte	Result	RL	MDL	Units	C	Q	DIL	Method
7440-38-2	Arsenic	2.5 UJ ~~2.5~~	2.4	0.48	mg/Kg		B	1	6010C
7440-39-3	Barium	106	0.60	0.13	mg/Kg		B	1	6010C
7439-92-1	Lead	13.5	1.2	0.29	mg/Kg		B	1	6010C
7440-66-6	Zinc	85.2	2.4	0.77	mg/Kg		B	1	6010C
7439-97-6	Mercury	0.013	0.025	0.0058	mg/Kg	J		1	7471B

MKP 5/2/2022

GENERAL CHEMISTRY

No data validation qualifiers were added

MKP 5/2/2022

COVER PAGE
GENERAL CHEMISTRY

Lab Name: Eurofins Buffalo Job Number: 480-195703-1

SDG No.:

Project: Project #1 - Pilgrim Village Family

Client Sample ID	Lab Sample ID
B-9	480-195703-1
B-10	480-195703-2
B-17	480-195703-3
B-18	480-195703-4
B-19	480-195703-5
B-20	480-195703-6
B-21	480-195703-7
B-22	480-195703-8
B-23	480-195703-9
B-24	480-195703-10
B-50	480-195703-11
B-51	480-195703-12
B-52	480-195703-13

Comments:

General Chemistry Raw Data Report

Job ID: 480-195703-1

Batch: 617642 **Analyst Initials: IMZ**

Method: Moisture **Instrument: No Equipment Used for this Test**

Lab Sample ID: 480-195703-A-1 Analysis Date: Mar 11, 2022 17:00

Analyte	Detector	Dilution	Raw Result	Unit
Percent Moisture	None	1	20.88772845953	%
Percent Solids	None	1	79.11227154047	%

Lab Sample ID: 480-195703-A-2 Analysis Date: Mar 11, 2022 17:00

Analyte	Detector	Dilution	Raw Result	Unit
Percent Moisture	None	1	21.505376344086	%
Percent Solids	None	1	78.494623655914	%

Lab Sample ID: 480-195703-A-3 Analysis Date: Mar 11, 2022 17:00

Analyte	Detector	Dilution	Raw Result	Unit
Percent Moisture	None	1	23.3644859813084	%
Percent Solids	None	1	76.6355140186916	%

Lab Sample ID: 480-195703-A-4 Analysis Date: Mar 11, 2022 17:00

Analyte	Detector	Dilution	Raw Result	Unit
Percent Moisture	None	1	19.4300518134715	%
Percent Solids	None	1	80.5699481865285	%

Lab Sample ID: 480-195703-A-5 Analysis Date: Mar 11, 2022 17:00

Analyte	Detector	Dilution	Raw Result	Unit
Percent Moisture	None	1	23.4442836468886	%
Percent Solids	None	1	76.5557163531114	%

Lab Sample ID: 480-195703-A-6 Analysis Date: Mar 11, 2022 17:00

Analyte	Detector	Dilution	Raw Result	Unit
Percent Moisture	None	1	21.7038539553753	%
Percent Solids	None	1	78.2961460446247	%

Lab Sample ID: 480-195703-A-7 Analysis Date: Mar 11, 2022 17:00

Analyte	Detector	Dilution	Raw Result	Unit
Percent Moisture	None	1	19.9279711884754	%
Percent Solids	None	1	80.0720288115246	%

Lab Sample ID: 480-195703-A-8 Analysis Date: Mar 11, 2022 17:00

Analyte	Detector	Dilution	Raw Result	Unit
Percent Moisture	None	1	20.8380520951302	%
Percent Solids	None	1	79.1619479048698	%

Lab Sample ID: 480-195703-A-9 Analysis Date: Mar 11, 2022 17:00

Analyte	Detector	Dilution	Raw Result	Unit
Percent Moisture	None	1	19.2028985507246	%
Percent Solids	None	1	80.7971014492754	%

General Chemistry Raw Data Report

Job ID: 480-195703-1

Batch: 617642 (Continued) **Analyst Initials: IMZ**

Method: Moisture **Instrument: No Equipment Used for this Test**

Lab Sample ID: 480-195703-A-10 — Analysis Date: Mar 11, 2022 17:00

Analyte	Detector	Dilution	Raw Result	Unit
Percent Moisture	None	1	16.076058772688	%
Percent Solids	None	1	83.923941227312	%

Lab Sample ID: 480-195703-A-11 — Analysis Date: Mar 11, 2022 17:00

Analyte	Detector	Dilution	Raw Result	Unit
Percent Moisture	None	1	13.3918770581778	%
Percent Solids	None	1	86.6081229418222	%

Lab Sample ID: 480-195703-A-12 — Analysis Date: Mar 11, 2022 17:00

Analyte	Detector	Dilution	Raw Result	Unit
Percent Moisture	None	1	17.4298375184638	%
Percent Solids	None	1	82.5701624815362	%

Lab Sample ID: 480-195703-A-13 — Analysis Date: Mar 11, 2022 17:00

Analyte	Detector	Dilution	Raw Result	Unit
Percent Moisture	None	1	19.6519959058342	%
Percent Solids	None	1	80.3480040941658	%

Lab Sample ID: 480-195703-A-13 MS — Analysis Date: Mar 11, 2022 17:00

Analyte	Detector	Dilution	Raw Result	Unit
Percent Moisture	None	1	19.6519959058342	%
Percent Solids	None	1	80.3480040941658	%

Lab Sample ID: 480-195703-A-13 MSD — Analysis Date: Mar 11, 2022 17:00

Analyte	Detector	Dilution	Raw Result	Unit
Percent Moisture	None	1	19.6519959058342	%
Percent Solids	None	1	80.3480040941658	%

Appendix B

Laboratory QC Documentation

FORM III
GC/MS VOA MATRIX SPIKE RECOVERY

Lab Name: Eurofins Buffalo Job No.: 480-195703-1

SDG No.:

Matrix: Solid Level: Low Lab File ID: M02683.D

Lab ID: 480-195703-11 MS Client ID: B-50 MS

COMPOUND	SPIKE ADDED (ug/Kg)	SAMPLE CONCENTRATION (ug/Kg)	MS CONCENTRATION (ug/Kg)	MS % REC	QC LIMITS REC	#
1,1,1-Trichloroethane	57.2	5.6 U	43.7	76	77-121	vs F1
1,1,2,2-Tetrachloroethane	57.2	5.6 U	37.6	66	80-120	vs F1
1,1,2-Trichloro-1,2,2-trifluoroethane	57.2	5.6 U	18.4	32	60-140	vs F1
1,1,2-Trichloroethane	57.2	5.6 U	43.8	77	78-122	vs F1
1,1-Dichloroethane	57.2	5.6 U	51.2	90	73-126	vs
1,1-Dichloroethene	57.2	5.6 U	31.7	55	59-125	vs F1
1,2,4-Trichlorobenzene	57.2	5.6 U	36.0	63	64-120	vs F1
1,2-Dibromo-3-Chloropropane	57.2	5.6 U	32.3	56	63-124	vs F1
1,2-Dibromoethane	57.2	5.6 U	43.8	77	78-120	vs F1
1,2-Dichlorobenzene	57.2	5.6 U	44.8	78	75-120	vs
1,2-Dichloroethane	57.2	5.6 U	49.9	87	77-122	vs
1,2-Dichloropropane	57.2	5.6 U	52.3	91	75-124	vs
1,3-Dichlorobenzene	57.2	5.6 U	47.6	83	74-120	vs
1,4-Dichlorobenzene	57.2	5.6 U	47.7	83	73-120	vs
2-Butanone (MEK)	286	28 U	164	58	70-134	vs F1
2-Hexanone	286	28 U	176	62	59-130	vs
4-Methyl-2-pentanone (MIBK)	286	28 U	169	59	65-133	vs F1
Acetone	286	28 U	158	55	61-137	vs F1
Benzene	57.2	5.6 U	51.0	89	79-127	vs
Bromodichloromethane	57.2	5.6 U	53.7	94	80-122	vs
Bromoform	57.2	5.6 U	45.8	80	68-126	vs
Bromomethane	57.2	5.6 U	49.5	87	37-149	vs
Carbon disulfide	57.2	5.6 U	29.6	52	64-131	vs F1
Carbon tetrachloride	57.2	5.6 U	43.3	76	75-135	vs
Chlorobenzene	57.2	5.6 U	48.5	85	76-124	vs
Chloroethane	57.2	5.6 U	41.5	73	69-135	vs
Chloroform	57.2	5.6 U	52.0	91	80-120	vs
Chloromethane	57.2	5.6 U	50.1	88	63-127	vs
cis-1,2-Dichloroethene	57.2	5.6 U	49.9	87	80-120	vs
cis-1,3-Dichloropropene	57.2	5.6 U	49.9	87	80-120	vs
Cyclohexane	57.2	5.6 U	30.5	53	65-120	vs F1
Dibromochloromethane	57.2	5.6 U	47.7	83	76-125	vs
Dichlorodifluoromethane	57.2	5.6 U	44.1	77	57-142	vs
Ethylbenzene	57.2	5.6 U	49.4	86	80-120	vs
Isopropylbenzene	57.2	5.6 U	49.2	86	72-120	vs
Methyl acetate	114	28 U	67.8	59	55-136	vs
Methyl tert-butyl ether	57.2	5.6 U	38.1	67	63-125	vs
Methylcyclohexane	57.2	5.6 U	36.2	63	60-140	vs
Methylene Chloride	57.2	5.6 U	39.3	69	61-127	vs
Styrene	57.2	5.6 U	49.9	87	80-120	vs
Tetrachloroethene	57.2	5.6 U	49.0	86	74-122	vs

Column to be used to flag recovery and RPD values

FORM III 8260C

FORM III
GC/MS VOA MATRIX SPIKE RECOVERY

Lab Name: Eurofins Buffalo Job No.: 480-195703-1

SDG No.:

Matrix: Solid Level: Low Lab File ID: M02683.D

Lab ID: 480-195703-11 MS Client ID: B-50 MS

COMPOUND	SPIKE ADDED (ug/Kg)	SAMPLE CONCENTRATION (ug/Kg)	MS CONCENTRATION (ug/Kg)	MS % REC	QC LIMITS REC	#
Toluene	57.2	5.6 U	47.8	84	74-128	vs
trans-1,2-Dichloroethene	57.2	5.6 U	45.6	80	78-126	vs
trans-1,3-Dichloropropene	57.2	5.6 U	47.7	84	73-123	vs
Trichloroethene	57.2	5.6 U	50.6	88	77-129	vs
Trichlorofluoromethane	57.2	5.6 U	31.3	55	65-146	vs F1
Vinyl chloride	57.2	5.6 U	47.0	82	61-133	vs

Column to be used to flag recovery and RPD values

FORM III 8260C

FORM III
GC/MS VOA MATRIX SPIKE DUPLICATE RECOVERY

Lab Name: Eurofins Buffalo Job No.: 480-195703-1

SDG No.:

Matrix: Solid Level: Low Lab File ID: M02684.D

Lab ID: 480-195703-11 MSD Client ID: B-50 MSD

COMPOUND	SPIKE ADDED (ug/Kg)	MSD CONCENTRATION (ug/Kg)	MSD % REC	% RPD	QC LIMITS RPD	QC LIMITS REC	#
1,1,1-Trichloroethane	57.3	42.7	75	2	30	77-121	vs F1
1,1,2,2-Tetrachloroethane	57.3	36.3	63	3	30	80-120	vs F1
1,1,2-Trichloro-1,2,2-trifluoroethane	57.3	16.0	28	14	30	60-140	vs F1
1,1,2-Trichloroethane	57.3	43.1	75	2	30	78-122	vs F1
1,1-Dichloroethane	57.3	48.5	85	5	30	73-126	vs
1,1-Dichloroethene	57.3	29.5	52	7	30	59-125	vs F1
1,2,4-Trichlorobenzene	57.3	34.0	59	6	30	64-120	vs F1
1,2-Dibromo-3-Chloropropane	57.3	34.1	59	5	30	63-124	vs F1
1,2-Dibromoethane	57.3	43.5	76	1	30	78-120	vs F1
1,2-Dichlorobenzene	57.3	42.9	75	4	30	75-120	vs
1,2-Dichloroethane	57.3	51.0	89	2	30	77-122	vs
1,2-Dichloropropane	57.3	50.9	89	3	30	75-124	vs
1,3-Dichlorobenzene	57.3	44.1	77	8	30	74-120	vs
1,4-Dichlorobenzene	57.3	43.4	76	10	30	73-120	vs
2-Butanone (MEK)	286	169	59	3	30	70-134	vs F1
2-Hexanone	286	177	62	1	30	59-130	vs
4-Methyl-2-pentanone (MIBK)	286	177	62	5	30	65-133	vs F1
Acetone	286	165	58	5	30	61-137	vs F1
Benzene	57.3	49.4	86	3	30	79-127	vs
Bromodichloromethane	57.3	53.1	93	1	30	80-122	vs
Bromoform	57.3	42.2	74	8	30	68-126	vs
Bromomethane	57.3	41.8	73	17	30	37-149	vs
Carbon disulfide	57.3	27.4	48	8	30	64-131	vs F1
Carbon tetrachloride	57.3	41.8	73	3	30	75-135	vs F1
Chlorobenzene	57.3	46.2	81	5	30	76-124	vs
Chloroethane	57.3	41.3	72	0	30	69-135	vs
Chloroform	57.3	52.4	91	1	30	80-120	vs
Chloromethane	57.3	47.8	84	5	30	63-127	vs
cis-1,2-Dichloroethene	57.3	48.4	85	3	30	80-120	vs
cis-1,3-Dichloropropene	57.3	49.5	86	1	30	80-120	vs
Cyclohexane	57.3	28.7	50	6	30	65-120	vs F1
Dibromochloromethane	57.3	47.3	83	1	30	76-125	vs
Dichlorodifluoromethane	57.3	36.2	63	20	30	57-142	vs
Ethylbenzene	57.3	46.0	80	7	30	80-120	vs
Isopropylbenzene	57.3	45.5	80	8	30	72-120	vs
Methyl acetate	115	73.1	64	8	30	55-136	vs
Methyl tert-butyl ether	57.3	38.9	68	2	30	63-125	vs
Methylcyclohexane	57.3	33.8	59	7	30	60-140	vs F1
Methylene Chloride	57.3	40.4	70	3	30	61-127	vs
Styrene	57.3	48.0	84	4	30	80-120	vs
Tetrachloroethene	57.3	43.5	76	12	30	74-122	vs

Column to be used to flag recovery and RPD values

FORM III 8260C

FORM III
GC/MS VOA MATRIX SPIKE DUPLICATE RECOVERY

Lab Name: Eurofins Buffalo Job No.: 480-195703-1

SDG No.:

Matrix: Solid Level: Low Lab File ID: M02684.D

Lab ID: 480-195703-11 MSD Client ID: B-50 MSD

COMPOUND	SPIKE ADDED (ug/Kg)	MSD CONCENTRATION (ug/Kg)	MSD % REC	% RPD	QC LIMITS RPD	QC LIMITS REC	#
Toluene	57.3	46.4	81	3	30	74-128	vs
trans-1,2-Dichloroethene	57.3	45.1	79	1	30	78-126	vs
trans-1,3-Dichloropropene	57.3	47.2	82	1	30	73-123	vs
Trichloroethene	57.3	48.2	84	5	30	77-129	vs
Trichlorofluoromethane	57.3	27.6	48	13	30	65-146	vs F1
Vinyl chloride	57.3	41.6	73	12	30	61-133	vs

Column to be used to flag recovery and RPD values

FORM III 8260C

FORM I
GC/MS SEMI VOA ORGANICS ANALYSIS DATA SHEET

Lab Name: Eurofins Buffalo
Job No.: 480-195703-1
SDG No.:
Client Sample ID:
Lab Sample ID: MB 480-617728/1-A
Matrix: Solid
Lab File ID: Z000923.D
Analysis Method: 8270D
Date Collected:
Extract. Method: 3550C
Date Extracted: 03/14/2022 10:09
Sample wt/vol: 30.19(g)
Date Analyzed: 03/15/2022 11:47
Con. Extract Vol.: 1(mL)
Dilution Factor: 1
Injection Volume: 1(uL)
Level: (low/med) Low
% Moisture:
GPC Cleanup:(Y/N) N
Analysis Batch No.: 617844
Units: ug/Kg

CAS NO.	COMPOUND NAME	RESULT	Q	RL	MDL
92-52-4	Biphenyl	170	U	170	25
108-60-1	bis (2-chloroisopropyl) ether	170	U	170	34
111-91-1	Bis(2-chloroethoxy)methane	170	U	170	36
111-44-4	Bis(2-chloroethyl)ether	170	U	170	22
117-81-7	Bis(2-ethylhexyl) phthalate	170	U	170	58
85-68-7	Butyl benzyl phthalate	33.8	J	170	28
105-60-2	Caprolactam	170	U	170	51
86-74-8	Carbazole	170	U	170	20
218-01-9	Chrysene	170	U	170	38
53-70-3	Dibenz(a,h)anthracene	170	U	170	30
132-64-9	Dibenzofuran	170	U	170	20
84-66-2	Diethyl phthalate	170	U	170	22
131-11-3	Dimethyl phthalate	170	U	170	20
84-74-2	Di-n-butyl phthalate	170	U	170	29
117-84-0	Di-n-octyl phthalate	170	U	170	20
206-44-0	Fluoranthene	170	U	170	18
86-73-7	Fluorene	170	U	170	20
118-74-1	Hexachlorobenzene	170	U	170	23
87-68-3	Hexachlorobutadiene	170	U	170	25
77-47-4	Hexachlorocyclopentadiene	170	U	170	23
67-72-1	Hexachloroethane	170	U	170	22
193-39-5	Indeno[1,2,3-cd]pyrene	170	U	170	21
78-59-1	Isophorone	170	U	170	36
91-20-3	Naphthalene	170	U	170	22
98-95-3	Nitrobenzene	170	U	170	19
621-64-7	N-Nitrosodi-n-propylamine	170	U	170	29
86-30-6	N-Nitrosodiphenylamine	170	U	170	140
87-86-5	Pentachlorophenol	330	U	330	170
85-01-8	Phenanthrene	170	U	170	25
108-95-2	Phenol	170	U	170	26
129-00-0	Pyrene	170	U	170	20

FORM VII
GC/MS VOA CONTINUING CALIBRATION DATA

Lab Name: Eurofins Buffalo Job No.: 480-195703-1

SDG No.:

Lab Sample ID: CCVIS 480-617742/4 Calibration Date: 03/14/2022 13:09

Instrument ID: HP5977M Calib Start Date: 12/08/2021 14:19

GC Column: ZB-624 (30) VOA ID: 0.25(mm) Calib End Date: 12/08/2021 16:43

Lab File ID: M02660.D Conc. Units: ug/L Heated Purge: (Y/N) Y

ANALYTE	CURVE TYPE	AVE RRF	RRF	MIN RRF	CALC AMOUNT	SPIKE AMOUNT	%D	MAX %D
Dichlorodifluoromethane	Ave	1.473	1.266	0.1000	43.0	50.0	-14.1	50.0
Chloromethane	Ave	2.120	2.109	0.1000	49.7	50.0	-0.5	20.0
Vinyl chloride	Ave	1.643	1.648	0.1000	50.2	50.0	0.3	20.0
Butadiene	Ave	1.682	1.640		48.7	50.0	-2.5	20.0
Bromomethane	Ave	1.056	1.018	0.1000	48.2	50.0	-3.7	50.0
Chloroethane	Ave	0.9681	0.8840	0.1000	45.7	50.0	-8.7	50.0
Trichlorofluoromethane	Ave	2.213	2.071	0.1000	46.8	50.0	-6.4	20.0
Dichlorofluoromethane	Ave	2.453	2.563		52.2	50.0	4.5	20.0
Ethyl ether	Lin1		1.394		55.5	50.0	11.0	20.0
Acrolein	Ave	0.2319	0.1553		167	250	-33.0	50.0
1,1,2-Trichloro-1,2,2-trifluoroethane	Ave	1.178	0.8912	0.1000	37.8	50.0	-24.4*	20.0
1,1-Dichloroethene	Ave	1.069	1.048	0.1000	49.0	50.0	-2.0	20.0
Acetone	Ave	0.6606	0.7574	0.1000	287	250	14.6	50.0
Iodomethane	Ave	2.019	2.017		50.0	50.0	-0.0	20.0
Carbon disulfide	Ave	4.367	3.530	0.1000	40.4	50.0	-19.2	20.0
Allyl chloride	Ave	2.395	2.642		55.1	50.0	10.3	20.0
Methyl acetate	Ave	1.341	1.447	0.1000	108	100	7.9	50.0
Methylene Chloride	Lin1		1.516	0.1000	44.1	50.0	-11.7	20.0
2-Methyl-2-propanol	Ave	0.2489	0.2481		498	500	-0.3	50.0
Methyl tert-butyl ether	Ave	4.433	4.188	0.1000	47.2	50.0	-5.5	20.0
trans-1,2-Dichloroethene	Ave	1.205	1.263	0.1000	52.4	50.0	4.8	20.0
Acrylonitrile	Ave	0.6781	0.7045		519	500	3.9	20.0
Hexane	Ave	1.988	2.282		57.4	50.0	14.8	20.0
1,1-Dichloroethane	Ave	2.499	2.699	0.2000	54.0	50.0	8.0	20.0
Vinyl acetate	Ave	3.379	4.267		126	100	26.3*	20.0
2,2-Dichloropropane	Ave	1.454	1.706		58.7	50.0	17.3	20.0
cis-1,2-Dichloroethene	Ave	1.365	1.395	0.1000	51.1	50.0	2.2	20.0
2-Butanone (MEK)	Ave	0.8687	0.9791	0.1000	282	250	12.7	20.0
Chlorobromomethane	Ave	0.6757	0.6664		49.3	50.0	-1.4	20.0
Tetrahydrofuran	Ave	0.5663	0.5797		102	100	2.4	20.0
Chloroform	Ave	2.538	2.584	0.2000	50.9	50.0	1.8	20.0
Cyclohexane	Ave	2.437	1.983	0.1000	40.7	50.0	-18.6	20.0
1,1,1-Trichloroethane	Ave	2.145	1.918	0.1000	44.7	50.0	-10.6	20.0
Carbon tetrachloride	Ave	1.800	1.657	0.1000	46.0	50.0	-7.9	20.0
1,1-Dichloropropene	Ave	1.675	1.733		51.7	50.0	3.5	20.0
Benzene	Ave	4.630	4.604	0.5000	49.7	50.0	-0.5	20.0
Isobutyl alcohol	Ave	0.0950	0.0888		1170	1250	-6.6	50.0
1,2-Dichloroethane	Ave	2.337	2.277	0.1000	48.7	50.0	-2.6	20.0
n-Heptane	Ave	2.188	2.107		48.2	50.0	-3.7	20.0
Trichloroethene	Ave	1.246	1.228	0.2000	49.3	50.0	-1.4	20.0

FORM VII
GC/MS SEMI VOA CONTINUING CALIBRATION DATA

Lab Name: Eurofins Buffalo Job No.: 480-195703-1

SDG No.:

Lab Sample ID: CCVIS 480-617844/3 Calibration Date: 03/15/2022 10:39

Instrument ID: HP5977Z Calib Start Date: 03/09/2022 10:38

GC Column: Intuvo DB-5MS ID: 0.18(mm) Calib End Date: 03/09/2022 12:37

Lab File ID: Z000919.D Conc. Units: ug/L

ANALYTE	CURVE TYPE	AVE RRF	RRF	MIN RRF	CALC AMOUNT	SPIKE AMOUNT	%D	MAX %D
Biphenyl	Ave	1.499	1.552	0.0100	51800	50000	3.5	20.0
2-Chloronaphthalene	Ave	1.175	1.218	0.8000	51800	50000	3.6	20.0
2-Nitroaniline	Lin2		0.3847	0.0100	51700	50000	3.4	20.0
Dimethyl phthalate	Ave	1.337	1.402	0.0100	52400	50000	4.9	20.0
1,3-Dinitrobenzene	Lin2		0.1040	0.0100	46800	50000	-6.5	20.0
2,6-Dinitrotoluene	Lin2		0.2980	0.2000	51000	50000	2.0	20.0
Acenaphthylene	Ave	1.818	1.917	0.9000	52700	50000	5.5	20.0
3-Nitroaniline	Lin2		0.3158	0.0100	50700	50000	1.4	20.0
Acenaphthene	Ave	1.221	1.263	0.9000	51700	50000	3.4	20.0
2,4-Dinitrophenol	Lin1		0.1104	0.0100	84500	100000	-15.5	20.0
4-Nitrophenol	Lin2		0.1963	0.0100	103000	100000	3.3	20.0
2,4-Dinitrotoluene	Lin2		0.3488	0.2000	44600	50000	-10.9	20.0
Dibenzofuran	Ave	1.691	1.529	0.8000	45200	50000	-9.6	20.0
2,3,4,6-Tetrachlorophenol	Lin2		0.3003	0.0100	43300	50000	-13.3	20.0
Diethyl phthalate	Ave	1.358	1.181	0.0100	43500	50000	-13.1	20.0
Hexadecane	Ave	1.009	0.8581	0.0100	42500	50000	-15.0	20.0
Fluorene	Ave	1.353	1.159	0.9000	42800	50000	-14.4	20.0
4-Chlorophenyl phenyl ether	Ave	0.6782	0.5972	0.4000	44000	50000	-11.9	20.0
4-Nitroaniline	Lin2		0.2743	0.0100	43100	50000	-13.8	20.0
4,6-Dinitro-2-methylphenol	Lin1		0.0765	0.0100	81700	100000	-18.3	20.0
Diphenylamine	Ave	0.5904	0.5593	0.0100	40500	42800	-5.3	20.0
N-Nitrosodiphenylamine	Ave	0.5048	0.4782	0.0100	47400	50000	-5.3	20.0
1,2-Diphenylhydrazine	Ave	1.409	1.271	0.0100	45100	50000	-9.8	20.0
trans-Azobenzene	Ave	0.7313	0.7217	0.0100	49300	50000	-1.3	20.0
4-Bromophenyl phenyl ether	Ave	0.2233	0.2164	0.1000	48400	50000	-3.1	20.0
Hexachlorobenzene	Ave	0.2738	0.2740	0.1000	50000	50000	0.0	20.0
Atrazine	Ave	0.3827	0.3531	0.0100	46100	50000	-7.7	20.0
Pentachlorophenol	Lin2		0.1494	0.0500	98300	100000	-1.7	20.0
n-Octadecane	Lin2		0.5082	0.0100	46300	50000	-7.3	20.0
Phenanthrene	Ave	1.061	1.022	0.7000	48200	50000	-3.6	20.0
Anthracene	Ave	1.068	1.070	0.7000	50100	50000	0.2	20.0
Carbazole	Ave	0.9569	0.9676	0.0100	50600	50000	1.1	20.0
Di-n-butyl phthalate	Lin2		1.235	0.0100	50700	50000	1.4	20.0
Fluoranthene	Ave	1.164	1.493	0.6000	64200	50000	28.3*	20.0
Benzidine	Ave	0.6191	0.5626	0.0100	45400	50000	-9.1	50.0
Pyrene	Ave	1.265	1.277	0.6000	50500	50000	0.9	20.0
Butyl benzyl phthalate	Lin2		0.5278	0.0100	50200	50000	0.4	20.0
3,3'-Dichlorobenzidine	Lin2		0.4593	0.0100	47500	50000	-5.1	50.0
Benzo[a]anthracene	Ave	1.225	1.194	0.8000	48700	50000	-2.5	20.0
Chrysene	Ave	1.234	1.216	0.7000	49200	50000	-1.5	20.0
Bis(2-ethylhexyl) phthalate	Lin2		0.7888	0.0100	50500	50000	0.9	20.0

3-IN
METHOD BLANK
METALS

Lab Name: Eurofins Buffalo Job No.: 480-195703-1

SDG No.:

Concentration Units: mg/Kg Lab Sample ID: MB 480-617886/1-A

Instrument Code: ICAP2 Batch No.: 618234

CAS No.	Analyte	Concentration	C	Q	Method
7440-38-2	Arsenic	1.21	J		6010C
7440-39-3	Barium	1.96			6010C
7439-92-1	Lead	0.889	J		6010C

FORM III-IN

3-IN
METHOD BLANK
METALS

Lab Name: Eurofins Buffalo Job No.: 480-195703-1

SDG No.:

Concentration Units: mg/Kg Lab Sample ID: MB 480-617886/1-A

Instrument Code: ICAP2 Batch No.: 618289

CAS No.	Analyte	Concentration	C	Q	Method
7440-66-6	Zinc	1.24	J		6010C

3-IN
METHOD BLANK
METALS

Lab Name: Eurofins Buffalo Job No.: 480-195703-1

SDG No.:

Concentration Units: mg/Kg Lab Sample ID: MB 480-618328/1-A

Instrument Code: ICAP2 Batch No.: 618814

CAS No.	Analyte	Concentration	C	Q	Method
7440-39-3	Barium	0.641			6010C

5A-IN
MATRIX SPIKE SAMPLE RECOVERY
METALS

Client ID: B-9 MS

Lab ID: 480-195703-1 MS

Lab Name: Eurofins Buffalo

Job No.: 480-195703-1

SDG No.:

Matrix: Solid

Concentration Units: mg/Kg

% Solids: 79.1

Analyte	SSR	C	Sample Result (SR)	C	Spike Added (SA)	%R	Control Limit %R	Q	Method
Arsenic	43.21		6.5		49.3	74	75-125	F1	6010C
Barium	230.5		133		49.3	197	75-125	F1	6010C
Lead	61.61		16.1		49.3	92	75-125		6010C
Zinc	109.4		75.9		49.3	68	75-125	F1	6010C
Mercury	0.460		0.019	J	0.424	104	80-120		7471B

SSR = Spiked Sample Result

Calculations are performed before rounding to avoid round-off errors in calculated results.
Note - Results and Reporting Limits have been adjusted for dry weight.

FORM VA - IN

5A-IN
MATRIX SPIKE DUPLICATE SAMPLE RECOVERY
METALS

Client ID: B-9 MSD

Lab ID: 480-195703-1 MSD

Lab Name: Eurofins Buffalo

Job No.: 480-195703-1

SDG No.:

Matrix: Solid

Concentration Units: mg/Kg

% Solids: 79.1

Analyte	(SDR)	C	Spike Added (SA)	%R	Control Limit %R	RPD	RPD Limit	Q	Method
Arsenic	43.28		48.8	75	75-125	0	20		6010C
Barium	224.1		48.8	186	75-125	3	20	F1	6010C
Lead	61.42		48.8	93	75-125	0	20		6010C
Zinc	110.3		48.8	71	75-125	1	20	F1	6010C
Mercury	0.450		0.418	103	80-120	2	20		7471B

SDR = Sample Duplicate Result

Calculations are performed before rounding to avoid round-off errors in calculated results.
Note - Results and Reporting Limits have been adjusted for dry weight.

FORM VD - IN

5B-IN
POST DIGESTION SPIKE SAMPLE RECOVERY
METALS

Client ID: B-9 PDS

Lab ID: 480-195703-1 PDS

Lab Name: Eurofins Buffalo

Job No.: 480-195703-1

SDG No.:

Matrix: Solid

Concentration Units: mg/Kg

Analyte	SSR	C	Sample Result (SR)	C	Spike Added (SA)	%R	Control Limit %R	Q	Method
Arsenic	50.05		6.5		50.9	86	80-120		6010C
Barium	169.6		133		50.9	72	80-120	W	6010C
Lead	64.98		16.1		50.9	96	80-120		6010C
Zinc	110.7		75.9		50.9	68	80-120	W	6010C

SSR = Spiked Sample Result

Calculations are performed before rounding to avoid round-off errors in calculated results.
Note - Results and Reporting Limits have been adjusted for dry weight.

FORM VB - IN

8-IN
ICP-AES AND ICP-MS SERIAL DILUTIONS
METALS

Lab ID: 480-195703-1

SDG No:

Lab Name: Eurofins Buffalo Job No: 480-195703-1

Matrix: Solid Concentration Units: mg/Kg

Analyte	Initial Sample Result (I)	C	Serial Dilution Result (S)	C	% Difference	Q	Method
Arsenic	6.5		7.64	J	NC		6010C
Barium	133		155.2		17	V	6010C
Lead	16.1		16.62		3.5		6010C
Zinc	75.9		90.00		19	V	6010C

Calculations are performed before rounding to avoid round-off errors in calculated results.

FORM VIII-IN

Appendix C

Validator Qualifications

KENNETH R. APPLIN
Geochemist/Data Validator

Ph.D., Geochemistry and Mineralogy, The Pennsylvania State University

M.S., Geochemistry and Mineralogy, The Pennsylvania State University

B.A., Geological Sciences, SUNY at Geneseo, NY

Dr. Applin has over 35 years of experience working with the geochemistry of natural waters. His prior experience includes working as an Assistant Professor of Geology at the University of Missouri-Columbia and as Chief Hydrogeologist and Geochemist with a leading engineering firm in Rochester, NY. In 1993, he established KR Applin and Associates, a small consulting business that focuses on the geochemistry of natural waters, especially as applied to problems involving the contamination of groundwater and surface water.

Dr. Applin is also an experienced analytical data validator and has provided data validation services since 1994 to a variety of clients performing brownfield cleanup projects, hazardous waste remediation, groundwater monitoring at solid waste facilities, and other projects requiring third-party data validation. Dr. Applin has several years of hands-on experience with the laboratory analysis of natural waters and has successfully completed the USEPA Region II certification courses for performing inorganic and organic analytical data validation.

MICHAEL K. PERRY
Chemist/Data Validator

B.S. Chemistry, Georgia State University, Atlanta, GA

A.A.S., Chemical Technology, Alfred State College, Alfred, NY

Mr. Perry has over 30 years of experience in the analytical laboratory business. During his early career, he spent several years as a laboratory analyst performing the analysis of soil, water, and air samples for inorganic and organic chemical parameters. During his last 20 years in the environmental laboratory business, he managed and directed two major analytical laboratories in Rochester, NY. His management responsibilities included oversight of the daily operations of the lab, staff training and supervision, the selection, purchase, and maintenance of analytical instruments, the introduction of new laboratory methods, analytical quality assurance and quality control, data acquisition and management, and other business-related activities.

Mr. Perry has an extensive working knowledge of the methods and procedures used for sampling and analyzing both inorganic and organic analytes in soil, water, and air. He is an accomplished laboratory chemist and is familiar with the analytical methods and procedures established under the USEPA Contract Laboratory Protocols (CLP), the NYSDEC Analytical Services Protocols (ASP), and the NYSDOH Environmental Laboratory Approval Program (ELAP).

DATA USABILITY SUMMARY REPORT (DUSR)

Pilgrim Village Family
951 Ellicott St.
Buffalo, NY 14209
NYSDEC BCP # C915363

SDG: J195762-1
9 soil samples

Prepared for:

BE3 Corp.
960 Busti Avenue
Suite 150-B
Buffalo, NY 14213
Attention: Dalton Stack

March 2022

EDU *Environmental Data Usability 10028 Deer Park Dr. Dansville, NY 14437 585-991-9156*

Table of Contents

Page No.

REVIEWER'S NARRATIVE

1.0 SUMMARY 1

2.0 INTRODUCTION 1

3.0 SAMPLE AND ANALYSIS SUMMARY 2

4.0 GUIDANCE DOCUMENTS AND DATA REVIEW CRITERIA 2

5.0 DATA VALIDATION QUALIFIERS 3

6.0 RESULTS OF THE DATA REVIEW 4

7.0 TOTAL USABLE DATA 4

APPENDIX A Validated Analytical Results
APPENDIX B Laboratory QC Documentation
APPENDIX C Validator Qualifications

Tables

Table 4-1 Data Validation Guidance Documents
Table 4-2 Quality Control Criteria for Validating Laboratory Analytical Data

Summaries of Validated Results
Table 6-1 VOCs
Table 6-2 SVOCs
Table 6-3 Metals

REVIEWER'S NARRATIVE
BE3 SDG J195762-1: Pilgrim Village Family

The data associated with this Sample Delivery Group (SDG) J195762-1, analyzed by Eurofins Buffalo, Buffalo, NY have been reviewed in accordance with assessment criteria provided by the New York State Department of Environmental Conservation following the review procedures provided in the USEPA Functional Guidelines for evaluating organic and inorganic data.

All analytical results reported by the laboratory are considered valid and acceptable except results that have been qualified as rejected, “R”. Results qualified as estimated “J”, or as non-detects, “U”, are considered usable for the purpose of evaluating water and/or soil quality. However, these qualifiers indicate that the accuracy and/or precision of the analytical result is questionable. A summary of all data that have been qualified and the reasons for qualification are provided in the following data usability summary report (DUSR).

Two facts should be noted by all data users. First, the “R” qualifier means that the associated value is unusable. In other words, due to significant quality control (QC) problems, the analysis is invalid and provides no information as to whether the analyte is present or not. Values qualified with an “R” should not appear on the final data tables because they cannot be relied upon, even as the last resort. Second, no analyte concentration, even if it has passed all QC tests, is guaranteed to be accurate. Strict QC serves to increase confidence in data, but any value potentially contains error.

Reviewer's Signature: Michael K. Perry Date: 3/28/2022

Michael K. Perry
Chemist

1.0 SUMMARY

SITE:	Pilgrim Village Family 951 Ellicott St. Buffalo, NY 14209
SAMPLING DATE:	March 14, 2022
SAMPLE TYPE:	9 soil samples
LABORATORY:	Eurofins Buffalo Buffalo, NY
SDG No.:	J195762-1

2.0 INTRODUCTION

This data usability summary report (DUSR) was prepared in accordance with guidance provided by the New York State Department of Environmental Conservation (NYSDEC). The DUSR is based on a review and evaluation of the laboratory analytical data package. Specifically, the NYSDEC guidance recommends review and evaluation of the following elements of the data package:

- Completeness of the data package as defined under the requirements of the NYSDEC Analytical Services Protocols (ASP) Category B or the United States Environmental Protection Agency (USEPA) Contract Laboratory Program (CLP) deliverables,
- Compliance with established analyte holding times,
- Adherence to quality control (QC) limits and specifications for blanks, instrument tuning and calibration, surrogate recoveries, spike recoveries, laboratory duplicate analyses, and other QC criteria,
- Adherence to established analytical protocols,
- Conformance of data summary sheets with raw analytical data, and
- Use of correct data qualifiers.

Data deficiencies, analytical protocol deviations, and quality control problems identified using the review criteria above and their effect on the analytical results are discussed in this report.

3.0 SAMPLE AND ANALYSIS SUMMARY

The data package consists of analytical results for nine soil samples collected on March 14, 2022. These samples were analyzed for Volatile Organic Compounds (VOCs), Semi-volatile Organic Compounds (SVOCs), and Metals.

All analyses were performed by Eurofins Buffalo, Buffalo, NY and analyzed as SDG J195762-1. The analytical results were provided in NYSDEC ASP Category B format, which includes all raw analytical data and laboratory QC data.

4.0 GUIDANCE DOCUMENTS AND DATA REVIEW CRITERIA

The guidance documents appropriate for reviewing laboratory quality control (QC) data and assigning data qualifiers (flags) to analytical results were selected from those listed in Table 4-1. The QC limits established in the documents applicable to this data review were used to assess the quality of the analytical results. In some cases, however, QC limits established internally by the laboratory were taken into account to determine data quality.

The QC criteria considered for assessing the usability of the reported analytical results provided for each analyte type (i.e. VOCs, SVOCs, metals, etc.) are listed in Table 4-2. These criteria may vary with the analytical method utilized by the laboratory. These criteria comply with the guidance recommended in Section 2.0 above.

5.0 DATA VALIDATION QUALIFIERS

The letter qualifiers (flags) used to define data usability are described briefly below. These letters are assigned by the data validator to analytical results having questionable accuracy and/or precision as determined by reviewing the laboratory QC data associated with the analytical results.

TABLE 4-1

Guidance Used For Validating Laboratory Analytical Data

Analyte Group	Guidance	Date
Metals (ICP-AES)	USEPA SOP HW-3a, Rev. 1	September 2016
Metals (Hg & CN)	USEPA SOP HW-3c, Rev. 1	September 2016
Volatile Organic Compounds (by Methods 8260B & 8260C)	USEPA SOP HW-24, Rev. 4	September 2014
Semi-Volatile Organic Compounds (by Method 8270D)	USEPA SOP HW-22 Rev. 5	December 2010
Pesticides (by Method 8181B)	USEPA SOP HW-44, Rev. 1.1	December 2010
Chlorinated Herbicides (by Method 8151A)	USEPA SOP HW-17, Rev. 3.1	December 2010
Polychlorinated Biphenyls (PCBs)	USEPA SOP HW-37A, Rev. 0	June 2015
Volatile Organic Compounds (Air) (by Method TO-15)	USEPA SOP HW-31, Rev. 6	September 2016
Per- and PolyFluoroAlkyl Substances (PFAS)	* NYSDEC	January 2021
General Chemistry Parameters	per NYSDEC ASP	July 2005

* Sampling, Analysis, and Assessment of Per- and Polyfluoroalkyl Substances (PFAS) Under NYSDEC's Part 375 Remedial Programs, Appendix I

TABLE 4-2

QUALITY CONTROL CRITERIA USED FOR VALIDATING LABORATORY ANALYTICAL DATA

VOCs	SVOCs	Pesticides/PCBs	Metals	Gen Chemistry	PFAS
Completeness of Pkg	Completeness of Pkg	Completeness of Pkg	Completeness of Pkg	Completeness of Pkg	Completeness of Pkg
Sample Preservation	Sample Preservation	Sample Preservation	Sample Preservation	Sample Preservation	Sample Preservation
Holding Time	Holding Time	Holding Time	Holding Time	Holding Times	Holding Time
System Monitoring Compounds	Surrogate Recoveries	Surrogate Recoveries	Initial/Continuing Calibration	Calibration	Instr Performance Check
Lab Control Sample	Lab Control Sample	Matrix Spikes	CRDL Standards	Lab Control Samples	Initial Calibration
Matrix Spikes	Matrix Spikes	Blanks	Blanks	Blanks	Continuing Calibration
Blanks	Blanks	Instrument Calibration & Verification	Interference Check Sample	Spike Recoveries	Blanks
Instrument Tuning	Instrument Tuning	Comparison of duplicate GC column results	Spike Recoveries	Lab Duplicates	Surrogates
Internal Standards	Internal Standards	Analyte ID	Lab Duplicate		Lab Fortified Blank
Initial Calibration	Initial Calibration	Lab Qualifiers	Lab Control Sample		Matrix Spikes
Continuing Calibration	Continuing Calibration	Field Duplicate	ICP Serial Dilutions		Internal Standards
Lab Qualifiers	Lab Qualifiers		Lab Qualifiers		
Field Duplicate	Field Duplicate		Field Duplicate		

Method TO-15 (Air)
Completeness of Pkg
Sample Preservation
Holding Time
Canister Certification
Instrument Tuning
Initial Calibration and Instrument Performance
Daily Calibration
Blanks
Lab Control Sample
Field Duplicate

The laboratory may also use various letters and symbols to flag analytical results generated when QC limits were exceeded. The meanings of these flags may differ from those used by the independent data validator. Those used by the laboratory are provided with the analytical results.

NOTE: The assignment of data qualifiers by the data reviewer (validator) to laboratory analytical results should not necessarily be interpreted by the data user as a measure of laboratory ability or proficiency. Rather, the qualifiers are intended to provide a measure of data accuracy and precision to the data user, which, for example, may provide a level of confidence in determining whether or not standards or cleanup objectives have been met.

U The analyte was analyzed for but was not detected at or above the sample quantitation limit.

J The analyte was positively identified; the associated numerical value is the *approximate* concentration of the analyte in the sample. (The magnitude of any ± value associated with the result is not determined by data validation).

J+ The result is an estimated quantity and may be biased high.

J- The result is an estimated quantity and may be biased low.

UJ The analyte was analyzed for but not detected. The reported quantitation limit is approximate and may inaccurate or imprecise.

R The sample result is rejected (i.e., is unusable) due to serious deficiencies in the ability to analyze the sample and meet quality control criteria. The presence or absence of the analyte cannot be verified.

NJ The analysis indicates the presence of an analyte that has been "tentatively identified" and the associated numerical value represents its approximate concentration.

The validated analytical results are attached to this report. Validation qualifiers (flags) are indicated in red print. Data sheets having qualified data are signed and dated by the data reviewer.

6.0 RESULTS OF THE DATA REVIEW

The results of the data review are summarized in Tables 6-1 through 6-3. The tables list the samples where QC criteria were found to exceed acceptable limits and the actions taken to qualify the associated analytical results.

7.0 TOTAL USABLE DATA

For SDG J195762-1, nine samples were analyzed and results were reported for 1080 analytes. Even though some results were flagged with a "J" as estimated, all results (100 %) are considered usable. See the summary table for the analyses that have rejected/qualified and the corresponding QC reasons.

NOTE: 1) As noted by the laboratory, the soil samples were not collected following SW846 5035A protocol. This adds an element of uncertainty to the analytical results for volatile organic analytes (VOAs). Although not specifically indicated on the final data sheets with a "J" flag, the VOA analytical results should be considered estimated, but usable.

Table 6-1 8260 VOCs

SAMPLES AFFECTED	ANALYTES	ACTION	QC VIOLATION	COMMENTS
GSB-6	DBCP cis-1,3-Dichloropropene trans-1,3-Dchloropropene	J detects	LCS rec > QC limit	Data are estimated
GSB-6	Trichlorofluoromethane 1,1-Dichloroethene Carbon disulfide DBCP cis-1,3-Dichloropropene trans-1,3-Dchloropropene	J detects UJ non-detects	CCV > QC limit	Data are estimated
GSB-1 GSB-5 GSB-7 GSB-8 GSB-9 GSB-10 GSB-11 B-53	Trichloro-trifluoroethane Carbon disulfide	J detects UJ non-detects	CCV > QC limit	Data are estimated

Table 6-2 8270 SVOCs

SAMPLES AFFECTED	ANALYTES	ACTION	QC VIOLATION	COMMENTS
none			none	

Table 6-3 Metals

SAMPLES AFFECTED	ANALYTES	ACTION	QC VIOLATION	COMMENTS
GSB-1	Ba	J detects	MS/MSD > QC limit	Data are estimated
GSB-1	Zn	J- detects UJ non-detects	MS/MSD < QC limit	Data are biased low
GSB-1	Ba and Zn	J detects	Serial Dilution > 15 % QC limit	Data are estimated
GSB-1	Ba and Zn	J- detects UJ non-detects	Post digest spike < QC limit	Data are biased low

ACRONYMS

BSP	Blank Spike
CCAL	Continuing Calibration
CCB	Continuing Calibration Blank
CCV	Continuing Calibration Verification
CRDL	Contract Required Detection Limit
CRQL	Contract Required Quantitation Limit
%D	Percent Difference
ICAL	Initial Calibration
ICB	Initial Calibration Blank
IS	Internal Standard
LCS	Laboratory Control Sample
MS/MSD	Matrix Spike/Matrix Spike Duplicate
QA	Quality Assurance
QC	Quality Control
%R	Percent recovery
RPD	Relative Percent Difference
RRF	Relative Response Factor
%RSD	Percent Relative Standard Deviation
TAL	Target Analyte List (metals)
TCL	Target Compound List (organics)

Appendix A

Validated Analytical Results

ANALYTICAL REPORT

Job Number: 480-195762-1

Job Description: Project #1 - Pilgrim Village Family

For:
Brydges Engineering in Environment & Energy DPC
960 Busti Ave
Suite B-150
Buffalo, NY 14213

Attention: Dalton Stack

Approved for release.
Rebecca M Jones
Project Management Assistant I
3/18/2022 1:08 PM

Designee for
John Beninati, Project Manager
10 Hazelwood Drive, Amherst, NY, 14228-2298
john.beninati@eurofinset.com
03/18/2022

The test results in this report meet all NELAP requirements for parameters for which accreditation is required or available. Any exceptions to the NELAP requirements are noted in this report. Pursuant to NELAP, this report may not be reproduced, except in full, without the written approval of the laboratory. This report is confidential and is intended for the sole use of Eurofins Environment Testing Northeast, LLC Buffalo and its client. All questions regarding this report should be directed to the Eurofins Environment Testing Northeast, LLC Buffalo Project Manager or designee who has signed this report.

The test results in this report relate only to the samples as received by the laboratory and will meet all requirements of the methodology, with any exceptions noted. This report shall not be reproduced except in full, without the express written approval of the laboratory. All questions should be directed to the Eurofins Environment Testing Northeast, LLC Project Manager.

This report has been electronically signed and authorized by the signatory. Electronic signature is intended to be the legally binding equivalent of a traditionally handwritten signature.

Eurofins Buffalo
10 Hazelwood Drive, Amherst, NY 14228-2298
Tel (716) 691-2600 Fax (716) 691-7991 www.EurofinsUS.com

Job Narrative
480-195762-1

Comments
No additional comments.

Receipt
The samples were received on 3/14/2022 4:25 PM. Unless otherwise noted below, the samples arrived in good condition, and where required, properly preserved and on ice. The temperature of the cooler at receipt was 3.4º C.

GC/MS VOA
Method 8260C: The continuing calibration verification (CCV) associated with batch 480-617960 recovered outside acceptance criteria, low biased, for 1,1,2-Trichloro-1,2,2-trifluoroethane, Carbon disulfide and Methyl tert-butyl ether. A reporting limit (RL) standard was analyzed, and the target analytes are detected. Since the associated samples were non-detect for the analyte(s), the data are reported. The associated samples are: GSB-1 (480-195762-1), GSB-5 (480-195762-2), GSB-7 (480-195762-4), GSB-8 (480-195762-5), GSB-9 (480-195762-6), GSB-10 (480-195762-7), GSB-11 (480-195762-8) and B-53 (480-195762-9).

Method 8260C: The following sample was analyzed using medium level soil analysis and diluted to bring the concentration of target analytes within the calibration range: GSB-6 (480-195762-3). Elevated reporting limits (RLs) are provided.

Method 8260C: The continuing calibration verification (CCV) associated with batch 480-618182 recovered outside acceptance criteria, low biased, for 1,1-Dichloroethene, Carbon disulfide and Trichlorofluoromethane. A reporting limit (RL) standard was analyzed, and the target analytes are detected. Since the associated sample was non-detect for the analytes, the data are reported. The associated sample is impacted: GSB-6 (480-195762-3).

Method 8260C: The continuing calibration verification (CCV) associated with batch 480-618182 recovered above the upper control limit for Carbon tetrachloride, cis-1,3-Dichloropropene and trans-1,3-Dichloropropene. The sample associated with this CCV was non-detect for the affected analytes; therefore, the data have been reported. The associated sample is impacted: GSB-6 (480-195762-3).

Method 8260C: The laboratory control sample (LCS) for preparation batch 480-618165 and analytical batch 480-618182 recovered outside control limits for the following analytes: 1,2-Dibromo-3-Chloropropane, cis-1,3-Dichloropropene and trans-1,3-Dichloropropene. These analytes were biased high in the LCS and were not detected in the associated sample; therefore, the data have been reported. The associated sample is impacted: GSB-6 (480-195762-3).

No additional analytical or quality issues were noted, other than those described above or in the Definitions/Glossary page.

GC/MS Semi VOA
No analytical or quality issues were noted, other than those described in the Definitions/Glossary page.

Metals
Method 6010C: The low level continuing calibration verification (CCVL 480-618140/30) recovered above the upper control limit for Total Iron. The samples associated with this CCVL were either less than the reporting limit (RL) for this analyte or contained this analyte at a concentration greater than 10X the value found in the CCVL; therefore, re-analysis of samples GSB-1 (480-195762-1), GSB-5 (480-195762-2), GSB-6 (480-195762-3), GSB-7 (480-195762-4), GSB-8 (480-195762-5), GSB-9 (480-195762-6), GSB-10 (480-195762-7), GSB-11 (480-195762-8), B-53 (480-195762-9), (LCSSRM 480-617883/2-A), (MB 480-617883/1-A), (480-195762-A-1-B MS), (480-195762-A-1-C MSD), (480-195762-A-1-A PDS) and (480-195762-A-1-A SD ^5) was not performed.

Method 6010C: The serial dilution and post spike (480-195762-A-1-A PDS) and (480-195762-A-1-A SD ^5), associated with batch 480-617883, exceeded the quality control limits for Total Barium. Sample matrix is suspected, therefore, no corrective action was necessary.

Method 6010C: The recovery of post spike, (480-195762-A-1-A PDS), associated with batch 480-618140, exhibited a result outside quality control limits for Total Zinc. However, the serial dilution (SD) of this sample was compliant, therefore no corrective action was necessary.

No additional analytical or quality issues were noted, other than those described above or in the Definitions/Glossary page.

Organic Prep
No analytical or quality issues were noted, other than those described in the Definitions/Glossary page.

Sample Summary

Client: Brydges Engineering in Environment & Energy DPC
Job ID: 480-195762-1
Project/Site: Project #1 - Pilgrim Village Family

Lab Sample ID	Client Sample ID	Matrix	Collected	Received
480-195762-1	GSB-1	Solid	03/14/22 12:05	03/14/22 16:25
480-195762-2	GSB-5	Solid	03/14/22 12:15	03/14/22 16:25
480-195762-3	GSB-6	Solid	03/14/22 12:25	03/14/22 16:25
480-195762-4	GSB-7	Solid	03/14/22 12:30	03/14/22 16:25
480-195762-5	GSB-8	Solid	03/14/22 12:45	03/14/22 16:25
480-195762-6	GSB-9	Solid	03/14/22 13:00	03/14/22 16:25
480-195762-7	GSB-10	Solid	03/14/22 12:50	03/14/22 16:25
480-195762-8	GSB-11	Solid	03/14/22 13:10	03/14/22 16:25
480-195762-9	B-53	Solid	03/14/22 12:00	03/14/22 16:25

Eurofins Buffalo
10 Hazelwood Drive
Amherst, NY 14228-2298
Phone: 716-691-2600 Fax: 716-691-7991

Chain of Custody Record

eurofins Environment Testing America

Client Information	Sampler: LIBBY BRODERICK	Lab PM: Beninati, John	Carrier Tracking No(s):	COC No: 480-171541-37182.1
Client Contact: Mr. Jake Tracy	Phone: 716-545-2143	E-Mail: john.beninati@eurofinset.com	State of Origin:	Page: Page 1 of 2
Company: Brydges Engineering in Environment & Energy DPC	PWSID:			Job #:
Address: 960 Busti Ave Suite B-150	Due Date Requested: 3/18/22			
City: Buffalo	TAT Requested (days): 4 DAYS			
State, Zip: NY, 14213	Compliance Project: Δ Yes Δ No			
Phone: 716-249-6880(Tel)	PO #: Purchase Order not required			
Email: jtracy@be3corp.com	WO #:			
Project Name: Project #1 - Pilgrim Village Family	Project #: 48024826			
Site:	SSOW#:			

Analysis Requested

480-195762 Chain of Custody

Preservation Codes:
A - HCL
B - NaOH
M - Hexane
N - None
Other:

Sample Identification	Sample Date	Sample Time	Sample Type (C=comp, G=grab)	Matrix (W=water, S=solid, O=waste/oil, BT=Tissue, A=Air)	Field Filtered Sample (Yes or No)	Perform MS/MSD (Yes or No)	6010C, 7471B AS, BA, PB, ZN	8270D - TCL SVOCs	8260C - TCL VOCs (LL Bulk)	~~8081B, 8082A, 8270C~~	Total Number of co	Special Instructions/Note:
			Preservation Code:				N	N	N	N		
GSB-1	3/14/22	12:05	G	Solid			✓	✓	✓		2	
GSB-5	3/14/22	12:15	G	Solid			✓	✓	✓		2	
GSB-6	3/14/22	12:25	G	Solid			✓	✓	✓		2	
GSB-7	3/14/22	12:30	G	Solid			✓	✓	✓		2	
GSB-8	3/14/22	12:45	G	Solid			✓	✓	✓		2	
GSB-9	3/14/22	1:00	G	Solid			✓	✓	✓		2	
GSB-10	3/14/22	12:50	G	Solid			✓	✓	✓		2	
GSB-11	3/14/22	1:10	G	Solid			✓	✓	✓		2	
B-53	3/14/22	12:00	G	Solid			✓	✓	✓		2	
				Solid								
				Solid								

Possible Hazard Identification
☑ Non-Hazard ☐ Flammable ☐ Skin Irritant ☐ Poison B ☐ Unknown ☐ Radiological

Sample Disposal (A fee may be assessed if samples are retained longer than 1 month)
☐ Return To Client ☐ Disposal By Lab ☐ Archive For _____ Months

Deliverable Requested: I, II, III, IV, Other (specify) NYSDEC - CAT B W/EDD

Special Instructions/QC Requirements:

Empty Kit Relinquished by:	Date:	Time:	Method of Shipment:

Relinquished by	Date/Time	Company	Received by	Date/Time	Company
[signature]	3/14/22 4:00	BE3	[signature]	3/14/22 1625	ETA BUFFALO
Relinquished by:	Date/Time:	Company	Received by:	Date/Time:	Company
Relinquished by:	Date/Time:	Company	Received by:	Date/Time:	Company

Custody Seals Intact: Δ Yes Δ No | Custody Seal No.:

Cooler Temperature(s) °C and Other Remarks: 3.4 #1 ICE

Ver: 06/08/2021

Method 8260C

Volatile Organic Compounds (GC/MS) by Method 8260C

FORM I
GC/MS VOA ORGANICS ANALYSIS DATA SHEET

Lab Name: Eurofins Buffalo | Job No.: 480-195762-1
SDG No.:
Client Sample ID: GSB-1 | Lab Sample ID: 480-195762-1
Matrix: Solid | Lab File ID: M02699.D
Analysis Method: 8260C | Date Collected: 03/14/2022 12:05
Sample wt/vol: 5.12(g) | Date Analyzed: 03/15/2022 22:07
Soil Aliquot Vol: | Dilution Factor: 1
Soil Extract Vol.: | GC Column: ZB-624 (30) VOA ID: 0.25(mm)
% Moisture: 16.2 | Level: (low/med) Low
Analysis Batch No.: 617960 | Units: ug/Kg

CAS NO.	COMPOUND NAME	RESULT	Q	RL	MDL	
71-55-6	1,1,1-Trichloroethane	5.8	U vs	5.8	0.42	
79-34-5	1,1,2,2-Tetrachloroethane	5.8	U vs	5.8	0.95	
76-13-1	1,1,2-Trichloro-1,2,2-trifluoroethane	5.8	U vs	5.8	1.3	UJ
79-00-5	1,1,2-Trichloroethane	5.8	U vs	5.8	0.76	
75-34-3	1,1-Dichloroethane	5.8	U vs	5.8	0.71	
75-35-4	1,1-Dichloroethene	5.8	U vs	5.8	0.71	
120-82-1	1,2,4-Trichlorobenzene	5.8	U vs	5.8	0.35	
96-12-8	1,2-Dibromo-3-Chloropropane	5.8	U vs	5.8	2.9	
106-93-4	1,2-Dibromoethane	5.8	U vs	5.8	0.75	
95-50-1	1,2-Dichlorobenzene	5.8	U vs	5.8	0.46	
107-06-2	1,2-Dichloroethane	5.8	U vs	5.8	0.29	
78-87-5	1,2-Dichloropropane	5.8	U vs	5.8	2.9	
541-73-1	1,3-Dichlorobenzene	5.8	U vs	5.8	0.30	
106-46-7	1,4-Dichlorobenzene	5.8	U vs	5.8	0.82	
78-93-3	2-Butanone (MEK)	29	U vs	29	2.1	
591-78-6	2-Hexanone	29	U vs	29	2.9	
108-10-1	4-Methyl-2-pentanone (MIBK)	29	U vs	29	1.9	
67-64-1	Acetone	29	U vs	29	4.9	
71-43-2	Benzene	5.8	U vs	5.8	0.29	
75-27-4	Bromodichloromethane	5.8	U vs	5.8	0.78	
75-25-2	Bromoform	5.8	U vs	5.8	2.9	
74-83-9	Bromomethane	5.8	U vs	5.8	0.52	
75-15-0	Carbon disulfide	5.8	U vs	5.8	2.9	UJ
56-23-5	Carbon tetrachloride	5.8	U vs	5.8	0.56	
108-90-7	Chlorobenzene	5.8	U vs	5.8	0.77	
75-00-3	Chloroethane	5.8	U vs	5.8	1.3	
67-66-3	Chloroform	5.8	U vs	5.8	0.36	
74-87-3	Chloromethane	5.8	U vs	5.8	0.35	
156-59-2	cis-1,2-Dichloroethene	5.8	U vs	5.8	0.75	
10061-01-5	cis-1,3-Dichloropropene	5.8	U vs	5.8	0.84	
110-82-7	Cyclohexane	5.8	U vs	5.8	0.82	
124-48-1	Dibromochloromethane	5.8	U vs	5.8	0.75	
75-71-8	Dichlorodifluoromethane	5.8	U vs	5.8	0.48	
100-41-4	Ethylbenzene	5.8	U vs	5.8	0.40	
98-82-8	Isopropylbenzene	5.8	U vs	5.8	0.88	

MKP 3/26/2022

FORM I
GC/MS VOA ORGANICS ANALYSIS DATA SHEET

Lab Name: Eurofins Buffalo
Job No.: 480-195762-1
SDG No.:
Client Sample ID: GSB-1
Lab Sample ID: 480-195762-1
Matrix: Solid
Lab File ID: M02699.D
Analysis Method: 8260C
Date Collected: 03/14/2022 12:05
Sample wt/vol: 5.12(g)
Date Analyzed: 03/15/2022 22:07
Soil Aliquot Vol:
Dilution Factor: 1
Soil Extract Vol.:
GC Column: ZB-624 (30) VOA ID: 0.25(mm)
% Moisture: 16.2
Level: (low/med) Low
Analysis Batch No.: 617960
Units: ug/Kg

CAS NO.	COMPOUND NAME	RESULT	Q	RL	MDL
79-20-9	Methyl acetate	29	U vs	29	3.5
1634-04-4	Methyl tert-butyl ether	5.8	U vs	5.8	0.57
108-87-2	Methylcyclohexane	5.8	U vs	5.8	0.89
75-09-2	Methylene Chloride	5.8	U vs	5.8	2.7
100-42-5	Styrene	5.8	U vs	5.8	0.29
127-18-4	Tetrachloroethene	5.8	U vs	5.8	0.78
108-88-3	Toluene	5.8	U vs	5.8	0.44
156-60-5	trans-1,2-Dichloroethene	5.8	U vs	5.8	0.60
10061-02-6	trans-1,3-Dichloropropene	5.8	U vs	5.8	2.6
79-01-6	Trichloroethene	5.8	U vs	5.8	1.3
75-69-4	Trichlorofluoromethane	5.8	U vs	5.8	0.55
75-01-4	Vinyl chloride	5.8	U vs	5.8	0.71
1330-20-7	Xylenes, Total	12	U vs	12	0.98

CAS NO.	SURROGATE	%REC	Q	LIMITS
17060-07-0	1,2-Dichloroethane-d4 (Surr)	110		64-126
460-00-4	4-Bromofluorobenzene (Surr)	93		72-126
1868-53-7	Dibromofluoromethane (Surr)	105		60-140
2037-26-5	Toluene-d8 (Surr)	107		71-125

FORM I
GC/MS VOA ORGANICS ANALYSIS DATA SHEET

Lab Name: Eurofins Buffalo | Job No.: 480-195762-1
SDG No.:
Client Sample ID: GSB-5 | Lab Sample ID: 480-195762-2
Matrix: Solid | Lab File ID: M02700.D
Analysis Method: 8260C | Date Collected: 03/14/2022 12:15
Sample wt/vol: 5.04(g) | Date Analyzed: 03/15/2022 22:31
Soil Aliquot Vol: | Dilution Factor: 1
Soil Extract Vol.: | GC Column: ZB-624 (30) VOA ID: 0.25(mm)
% Moisture: 23.4 | Level: (low/med) Low
Analysis Batch No.: 617960 | Units: ug/Kg

CAS NO.	COMPOUND NAME	RESULT	Q	RL	MDL	
71-55-6	1,1,1-Trichloroethane	6.5	U vs	6.5	0.47	
79-34-5	1,1,2,2-Tetrachloroethane	6.5	U vs	6.5	1.1	
76-13-1	1,1,2-Trichloro-1,2,2-trifluoroethane	6.5	U vs	6.5	1.5	UJ
79-00-5	1,1,2-Trichloroethane	6.5	U vs	6.5	0.84	
75-34-3	1,1-Dichloroethane	6.5	U vs	6.5	0.79	
75-35-4	1,1-Dichloroethene	6.5	U vs	6.5	0.79	
120-82-1	1,2,4-Trichlorobenzene	6.5	U vs	6.5	0.39	
96-12-8	1,2-Dibromo-3-Chloropropane	6.5	U vs	6.5	3.2	
106-93-4	1,2-Dibromoethane	6.5	U vs	6.5	0.83	
95-50-1	1,2-Dichlorobenzene	6.5	U vs	6.5	0.51	
107-06-2	1,2-Dichloroethane	6.5	U vs	6.5	0.33	
78-87-5	1,2-Dichloropropane	6.5	U vs	6.5	3.2	
541-73-1	1,3-Dichlorobenzene	6.5	U vs	6.5	0.33	
106-46-7	1,4-Dichlorobenzene	6.5	U vs	6.5	0.91	
78-93-3	2-Butanone (MEK)	32	U vs	32	2.4	
591-78-6	2-Hexanone	32	U vs	32	3.2	
108-10-1	4-Methyl-2-pentanone (MIBK)	32	U vs	32	2.1	
67-64-1	Acetone	32	U vs	32	5.5	
71-43-2	Benzene	6.5	U vs	6.5	0.32	
75-27-4	Bromodichloromethane	6.5	U vs	6.5	0.87	
75-25-2	Bromoform	6.5	U vs	6.5	3.2	
74-83-9	Bromomethane	6.5	U vs	6.5	0.58	
75-15-0	Carbon disulfide	6.5	U vs	6.5	3.2	UJ
56-23-5	Carbon tetrachloride	6.5	U vs	6.5	0.63	
108-90-7	Chlorobenzene	6.5	U vs	6.5	0.86	
75-00-3	Chloroethane	6.5	U vs	6.5	1.5	
67-66-3	Chloroform	6.5	U vs	6.5	0.40	
74-87-3	Chloromethane	6.5	U vs	6.5	0.39	
156-59-2	cis-1,2-Dichloroethene	6.5	U vs	6.5	0.83	
10061-01-5	cis-1,3-Dichloropropene	6.5	U vs	6.5	0.93	
110-82-7	Cyclohexane	6.5	U vs	6.5	0.91	
124-48-1	Dibromochloromethane	6.5	U vs	6.5	0.83	
75-71-8	Dichlorodifluoromethane	6.5	U vs	6.5	0.54	
100-41-4	Ethylbenzene	6.5	U vs	6.5	0.45	
98-82-8	Isopropylbenzene	6.5	U vs	6.5	0.98	

FORM I
GC/MS VOA ORGANICS ANALYSIS DATA SHEET

Lab Name: Eurofins Buffalo
Job No.: 480-195762-1
SDG No.:
Client Sample ID: GSB-5
Lab Sample ID: 480-195762-2
Matrix: Solid
Lab File ID: M02700.D
Analysis Method: 8260C
Date Collected: 03/14/2022 12:15
Sample wt/vol: 5.04(g)
Date Analyzed: 03/15/2022 22:31
Soil Aliquot Vol:
Dilution Factor: 1
Soil Extract Vol.:
GC Column: ZB-624 (30) VOA ID: 0.25(mm)
% Moisture: 23.4
Level: (low/med) Low
Analysis Batch No.: 617960
Units: ug/Kg

CAS NO.	COMPOUND NAME	RESULT	Q	RL	MDL
79-20-9	Methyl acetate	32	U vs	32	3.9
1634-04-4	Methyl tert-butyl ether	6.5	U vs	6.5	0.64
108-87-2	Methylcyclohexane	6.5	U vs	6.5	0.98
75-09-2	Methylene Chloride	6.5	U vs	6.5	3.0
100-42-5	Styrene	6.5	U vs	6.5	0.32
127-18-4	Tetrachloroethene	6.5	U vs	6.5	0.87
108-88-3	Toluene	6.5	U vs	6.5	0.49
156-60-5	trans-1,2-Dichloroethene	6.5	U vs	6.5	0.67
10061-02-6	trans-1,3-Dichloropropene	6.5	U vs	6.5	2.9
79-01-6	Trichloroethene	6.5	U vs	6.5	1.4
75-69-4	Trichlorofluoromethane	6.5	U vs	6.5	0.61
75-01-4	Vinyl chloride	6.5	U vs	6.5	0.79
1330-20-7	Xylenes, Total	13	U vs	13	1.1

CAS NO.	SURROGATE	%REC	Q	LIMITS
17060-07-0	1,2-Dichloroethane-d4 (Surr)	106		64-126
460-00-4	4-Bromofluorobenzene (Surr)	99		72-126
1868-53-7	Dibromofluoromethane (Surr)	105		60-140
2037-26-5	Toluene-d8 (Surr)	107		71-125

FORM I
GC/MS VOA ORGANICS ANALYSIS DATA SHEET

Lab Name: Eurofins Buffalo | Job No.: 480-195762-1
SDG No.:
Client Sample ID: GSB-6 | Lab Sample ID: 480-195762-3
Matrix: Solid | Lab File ID: S9311.D
Analysis Method: 8260C | Date Collected: 03/14/2022 12:25
Sample wt/vol: 5.11(g) | Date Analyzed: 03/17/2022 14:43
Soil Aliquot Vol: 100 (uL) | Dilution Factor: 2
Soil Extract Vol.: 10(mL) | GC Column: ZB-624 (20) ID: 0.18(mm)
% Moisture: 14.3 | Level: (low/med) Medium
Analysis Batch No.: 618182 | Units: ug/Kg

CAS NO.	COMPOUND NAME	RESULT	Q	RL	MDL	
71-55-6	1,1,1-Trichloroethane	240	U	240	68	
79-34-5	1,1,2,2-Tetrachloroethane	240	U	240	40	
76-13-1	1,1,2-Trichloro-1,2,2-trifluoroethane	240	U	240	120	
79-00-5	1,1,2-Trichloroethane	240	U	240	51	
75-34-3	1,1-Dichloroethane	240	U	240	76	
75-35-4	1,1-Dichloroethene	240	U	240	85	UJ
120-82-1	1,2,4-Trichlorobenzene	240	U	240	93	
96-12-8	1,2-Dibromo-3-Chloropropane	240	U *+	240	120	UJ
95-50-1	1,2-Dichlorobenzene	240	U	240	62	
107-06-2	1,2-Dichloroethane	240	U	240	100	
78-87-5	1,2-Dichloropropane	240	U	240	40	
541-73-1	1,3-Dichlorobenzene	240	U	240	65	
106-46-7	1,4-Dichlorobenzene	240	U	240	34	
78-93-3	2-Butanone (MEK)	1200	U	1200	730	
591-78-6	2-Hexanone	1200	U	1200	500	
108-10-1	4-Methyl-2-pentanone (MIBK)	1200	U	1200	78	
67-64-1	Acetone	1200	U	1200	1000	
71-43-2	Benzene	240	U	240	47	
75-25-2	Bromoform	240	U	240	120	
74-83-9	Bromomethane	240	U	240	54	
75-15-0	Carbon disulfide	240	U	240	110	
56-23-5	Carbon tetrachloride	240	U	240	62	UJ
108-90-7	Chlorobenzene	240	U	240	32	
124-48-1	Dibromochloromethane	240	U	240	120	
75-00-3	Chloroethane	240	U	240	51	
67-66-3	Chloroform	240	U	240	170	
74-87-3	Chloromethane	240	U	240	58	
156-59-2	cis-1,2-Dichloroethene	240	U	240	68	
110-82-7	Cyclohexane	240	U	240	54	
75-27-4	Bromodichloromethane	240	U	240	49	
75-71-8	Dichlorodifluoromethane	240	U	240	110	
100-41-4	Ethylbenzene	230	J	240	71	
106-93-4	1,2-Dibromoethane	240	U	240	43	
98-82-8	Isopropylbenzene	510		240	37	
79-20-9	Methyl acetate	1200	U	1200	120	

FORM I
GC/MS VOA ORGANICS ANALYSIS DATA SHEET

Lab Name: Eurofins Buffalo | Job No.: 480-195762-1

SDG No.:

Client Sample ID: GSB-6 | Lab Sample ID: 480-195762-3

Matrix: Solid | Lab File ID: S9311.D

Analysis Method: 8260C | Date Collected: 03/14/2022 12:25

Sample wt/vol: 5.11(g) | Date Analyzed: 03/17/2022 14:43

Soil Aliquot Vol: 100 (uL) | Dilution Factor: 2

Soil Extract Vol.: 10(mL) | GC Column: ZB-624 (20) ID: 0.18(mm)

% Moisture: 14.3 | Level: (low/med) Medium

Analysis Batch No.: 618182 | Units: ug/Kg

CAS NO.	COMPOUND NAME	RESULT	Q	RL	MDL	
1634-04-4	Methyl tert-butyl ether	240	U	240	93	
108-87-2	Methylcyclohexane	8300		240	110	
75-09-2	Methylene Chloride	240	U	240	48	
127-18-4	Tetrachloroethene	240	U	240	33	
108-88-3	Toluene	240	U	240	66	
156-60-5	trans-1,2-Dichloroethene	240	U	240	58	
10061-02-6	trans-1,3-Dichloropropene	240	U *+	240	24	UJ
79-01-6	Trichloroethene	240	U	240	68	
75-69-4	Trichlorofluoromethane	240	U	240	110	UJ
75-01-4	Vinyl chloride	240	U	240	82	
1330-20-7	Xylenes, Total	540		490	140	
10061-01-5	cis-1,3-Dichloropropene	240	U *+	240	59	UJ
100-42-5	Styrene	240	U	240	59	

CAS NO.	SURROGATE	%REC	Q	LIMITS
17060-07-0	1,2-Dichloroethane-d4 (Surr)	104		53-146
460-00-4	4-Bromofluorobenzene (Surr)	86		49-148
2037-26-5	Toluene-d8 (Surr)	82		50-149
1868-53-7	Dibromofluoromethane (Surr)	89		60-140

MKP 3/26/2022

FORM I
GC/MS VOA ORGANICS ANALYSIS DATA SHEET

Lab Name: Eurofins Buffalo | Job No.: 480-195762-1
SDG No.:
Client Sample ID: GSB-7 | Lab Sample ID: 480-195762-4
Matrix: Solid | Lab File ID: M02702.D
Analysis Method: 8260C | Date Collected: 03/14/2022 12:30
Sample wt/vol: 5.11(g) | Date Analyzed: 03/15/2022 23:19
Soil Aliquot Vol: | Dilution Factor: 1
Soil Extract Vol.: | GC Column: ZB-624 (30) VOA ID: 0.25(mm)
% Moisture: 19.4 | Level: (low/med) Low
Analysis Batch No.: 617960 | Units: ug/Kg

CAS NO.	COMPOUND NAME	RESULT	Q	RL	MDL	
71-55-6	1,1,1-Trichloroethane	6.1	U vs	6.1	0.44	
79-34-5	1,1,2,2-Tetrachloroethane	6.1	U vs	6.1	0.98	
76-13-1	1,1,2-Trichloro-1,2,2-trifluoroethane	6.1	U vs	6.1	1.4	UJ
79-00-5	1,1,2-Trichloroethane	6.1	U vs	6.1	0.79	
75-34-3	1,1-Dichloroethane	6.1	U vs	6.1	0.74	
75-35-4	1,1-Dichloroethene	6.1	U vs	6.1	0.74	
120-82-1	1,2,4-Trichlorobenzene	6.1	U vs	6.1	0.37	
96-12-8	1,2-Dibromo-3-Chloropropane	6.1	U vs	6.1	3.0	
106-93-4	1,2-Dibromoethane	6.1	U vs	6.1	0.78	
95-50-1	1,2-Dichlorobenzene	6.1	U vs	6.1	0.47	
107-06-2	1,2-Dichloroethane	6.1	U vs	6.1	0.30	
78-87-5	1,2-Dichloropropane	6.1	U vs	6.1	3.0	
541-73-1	1,3-Dichlorobenzene	6.1	U vs	6.1	0.31	
106-46-7	1,4-Dichlorobenzene	6.1	U vs	6.1	0.85	
78-93-3	2-Butanone (MEK)	30	U vs	30	2.2	
591-78-6	2-Hexanone	30	U vs	30	3.0	
108-10-1	4-Methyl-2-pentanone (MIBK)	30	U vs	30	2.0	
67-64-1	Acetone	30	U vs	30	5.1	
71-43-2	Benzene	6.1	U vs	6.1	0.30	
75-27-4	Bromodichloromethane	6.1	U vs	6.1	0.81	
75-25-2	Bromoform	6.1	U vs	6.1	3.0	
74-83-9	Bromomethane	6.1	U vs	6.1	0.55	
75-15-0	Carbon disulfide	6.1	U vs	6.1	3.0	UJ
56-23-5	Carbon tetrachloride	6.1	U vs	6.1	0.59	
108-90-7	Chlorobenzene	6.1	U vs	6.1	0.80	
75-00-3	Chloroethane	6.1	U vs	6.1	1.4	
67-66-3	Chloroform	6.1	U vs	6.1	0.38	
74-87-3	Chloromethane	6.1	U vs	6.1	0.37	
156-59-2	cis-1,2-Dichloroethene	6.1	U vs	6.1	0.78	
10061-01-5	cis-1,3-Dichloropropene	6.1	U vs	6.1	0.87	
110-82-7	Cyclohexane	6.1	U vs	6.1	0.85	
124-48-1	Dibromochloromethane	6.1	U vs	6.1	0.78	
75-71-8	Dichlorodifluoromethane	6.1	U vs	6.1	0.50	
100-41-4	Ethylbenzene	6.1	U vs	6.1	0.42	
98-82-8	Isopropylbenzene	6.1	U vs	6.1	0.92	

MKP 3/26/2022

FORM I
GC/MS VOA ORGANICS ANALYSIS DATA SHEET

Lab Name: Eurofins Buffalo
Job No.: 480-195762-1
SDG No.:
Client Sample ID: GSB-7
Lab Sample ID: 480-195762-4
Matrix: Solid
Lab File ID: M02702.D
Analysis Method: 8260C
Date Collected: 03/14/2022 12:30
Sample wt/vol: 5.11(g)
Date Analyzed: 03/15/2022 23:19
Soil Aliquot Vol:
Dilution Factor: 1
Soil Extract Vol.:
GC Column: ZB-624 (30) VOA ID: 0.25(mm)
% Moisture: 19.4
Level: (low/med) Low
Analysis Batch No.: 617960
Units: ug/Kg

CAS NO.	COMPOUND NAME	RESULT	Q	RL	MDL
79-20-9	Methyl acetate	30	U vs	30	3.7
1634-04-4	Methyl tert-butyl ether	6.1	U vs	6.1	0.60
108-87-2	Methylcyclohexane	6.1	U vs	6.1	0.92
75-09-2	Methylene Chloride	6.1	U vs	6.1	2.8
100-42-5	Styrene	6.1	U vs	6.1	0.30
127-18-4	Tetrachloroethene	6.1	U vs	6.1	0.81
108-88-3	Toluene	6.1	U vs	6.1	0.46
156-60-5	trans-1,2-Dichloroethene	6.1	U vs	6.1	0.63
10061-02-6	trans-1,3-Dichloropropene	6.1	U vs	6.1	2.7
79-01-6	Trichloroethene	6.1	U vs	6.1	1.3
75-69-4	Trichlorofluoromethane	6.1	U vs	6.1	0.57
75-01-4	Vinyl chloride	6.1	U vs	6.1	0.74
1330-20-7	Xylenes, Total	12	U vs	12	1.0

CAS NO.	SURROGATE	%REC	Q	LIMITS
17060-07-0	1,2-Dichloroethane-d4 (Surr)	102		64-126
460-00-4	4-Bromofluorobenzene (Surr)	103		72-126
1868-53-7	Dibromofluoromethane (Surr)	103		60-140
2037-26-5	Toluene-d8 (Surr)	103		71-125

FORM I
GC/MS VOA ORGANICS ANALYSIS DATA SHEET

Lab Name: Eurofins Buffalo | Job No.: 480-195762-1
SDG No.:
Client Sample ID: GSB-8 | Lab Sample ID: 480-195762-5
Matrix: Solid | Lab File ID: M02703.D
Analysis Method: 8260C | Date Collected: 03/14/2022 12:45
Sample wt/vol: 5.18(g) | Date Analyzed: 03/15/2022 23:43
Soil Aliquot Vol: | Dilution Factor: 1
Soil Extract Vol.: | GC Column: ZB-624 (30) VOA ID: 0.25(mm)
% Moisture: 22.5 | Level: (low/med) Low
Analysis Batch No.: 617960 | Units: ug/Kg

CAS NO.	COMPOUND NAME	RESULT	Q	RL	MDL	
71-55-6	1,1,1-Trichloroethane	6.2	U vs	6.2	0.45	
79-34-5	1,1,2,2-Tetrachloroethane	6.2	U vs	6.2	1.0	
76-13-1	1,1,2-Trichloro-1,2,2-trifluoroethane	6.2	U vs	6.2	1.4	UJ
79-00-5	1,1,2-Trichloroethane	6.2	U vs	6.2	0.81	
75-34-3	1,1-Dichloroethane	6.2	U vs	6.2	0.76	
75-35-4	1,1-Dichloroethene	6.2	U vs	6.2	0.76	
120-82-1	1,2,4-Trichlorobenzene	6.2	U vs	6.2	0.38	
96-12-8	1,2-Dibromo-3-Chloropropane	6.2	U vs	6.2	3.1	
106-93-4	1,2-Dibromoethane	6.2	U vs	6.2	0.80	
95-50-1	1,2-Dichlorobenzene	6.2	U vs	6.2	0.49	
107-06-2	1,2-Dichloroethane	6.2	U vs	6.2	0.31	
78-87-5	1,2-Dichloropropane	6.2	U vs	6.2	3.1	
541-73-1	1,3-Dichlorobenzene	6.2	U vs	6.2	0.32	
106-46-7	1,4-Dichlorobenzene	6.2	U vs	6.2	0.87	
78-93-3	2-Butanone (MEK)	31	U vs	31	2.3	
591-78-6	2-Hexanone	31	U vs	31	3.1	
108-10-1	4-Methyl-2-pentanone (MIBK)	31	U vs	31	2.0	
67-64-1	Acetone	17	J vs	31	5.2	
71-43-2	Benzene	6.2	U vs	6.2	0.31	
75-27-4	Bromodichloromethane	6.2	U vs	6.2	0.83	
75-25-2	Bromoform	6.2	U vs	6.2	3.1	
74-83-9	Bromomethane	6.2	U vs	6.2	0.56	
75-15-0	Carbon disulfide	6.2	U vs	6.2	3.1	UJ
56-23-5	Carbon tetrachloride	6.2	U vs	6.2	0.60	
108-90-7	Chlorobenzene	6.2	U vs	6.2	0.82	
75-00-3	Chloroethane	6.2	U vs	6.2	1.4	
67-66-3	Chloroform	6.2	U vs	6.2	0.38	
74-87-3	Chloromethane	6.2	U vs	6.2	0.38	
156-59-2	cis-1,2-Dichloroethene	6.2	U vs	6.2	0.80	
10061-01-5	cis-1,3-Dichloropropene	6.2	U vs	6.2	0.90	
110-82-7	Cyclohexane	6.2	U vs	6.2	0.87	
124-48-1	Dibromochloromethane	6.2	U vs	6.2	0.80	
75-71-8	Dichlorodifluoromethane	6.2	U vs	6.2	0.51	
100-41-4	Ethylbenzene	6.2	U vs	6.2	0.43	
98-82-8	Isopropylbenzene	6.2	U vs	6.2	0.94	

FORM I
GC/MS VOA ORGANICS ANALYSIS DATA SHEET

Lab Name: Eurofins Buffalo
Job No.: 480-195762-1
SDG No.:
Client Sample ID: GSB-8
Lab Sample ID: 480-195762-5
Matrix: Solid
Lab File ID: M02703.D
Analysis Method: 8260C
Date Collected: 03/14/2022 12:45
Sample wt/vol: 5.18(g)
Date Analyzed: 03/15/2022 23:43
Soil Aliquot Vol:
Dilution Factor: 1
Soil Extract Vol.:
GC Column: ZB-624 (30) VOA ID: 0.25(mm)
% Moisture: 22.5
Level: (low/med) Low
Analysis Batch No.: 617960
Units: ug/Kg

CAS NO.	COMPOUND NAME	RESULT	Q	RL	MDL
79-20-9	Methyl acetate	31	U vs	31	3.8
1634-04-4	Methyl tert-butyl ether	6.2	U vs	6.2	0.61
108-87-2	Methylcyclohexane	6.2	U vs	6.2	0.95
75-09-2	Methylene Chloride	6.2	U vs	6.2	2.9
100-42-5	Styrene	6.2	U vs	6.2	0.31
127-18-4	Tetrachloroethene	6.2	U vs	6.2	0.84
108-88-3	Toluene	6.2	U vs	6.2	0.47
156-60-5	trans-1,2-Dichloroethene	6.2	U vs	6.2	0.64
10061-02-6	trans-1,3-Dichloropropene	6.2	U vs	6.2	2.7
79-01-6	Trichloroethene	6.2	U vs	6.2	1.4
75-69-4	Trichlorofluoromethane	6.2	U vs	6.2	0.59
75-01-4	Vinyl chloride	6.2	U vs	6.2	0.76
1330-20-7	Xylenes, Total	12	U vs	12	1.0

CAS NO.	SURROGATE	%REC	Q	LIMITS
17060-07-0	1,2-Dichloroethane-d4 (Surr)	110		64-126
460-00-4	4-Bromofluorobenzene (Surr)	107		72-126
1868-53-7	Dibromofluoromethane (Surr)	111		60-140
2037-26-5	Toluene-d8 (Surr)	102		71-125

FORM I
GC/MS VOA ORGANICS ANALYSIS DATA SHEET

Lab Name: Eurofins Buffalo | Job No.: 480-195762-1
SDG No.:
Client Sample ID: GSB-9 | Lab Sample ID: 480-195762-6
Matrix: Solid | Lab File ID: M02704.D
Analysis Method: 8260C | Date Collected: 03/14/2022 13:00
Sample wt/vol: 5.19(g) | Date Analyzed: 03/16/2022 00:07
Soil Aliquot Vol: | Dilution Factor: 1
Soil Extract Vol.: | GC Column: ZB-624 (30) VOA ID: 0.25(mm)
% Moisture: 15.2 | Level: (low/med) Low
Analysis Batch No.: 617960 | Units: ug/Kg

CAS NO.	COMPOUND NAME	RESULT	Q	RL	MDL	
71-55-6	1,1,1-Trichloroethane	5.7	U vs	5.7	0.41	
79-34-5	1,1,2,2-Tetrachloroethane	5.7	U vs	5.7	0.92	
76-13-1	1,1,2-Trichloro-1,2,2-trifluoroethane	5.7	U vs	5.7	1.3	UJ
79-00-5	1,1,2-Trichloroethane	5.7	U vs	5.7	0.74	
75-34-3	1,1-Dichloroethane	5.7	U vs	5.7	0.69	
75-35-4	1,1-Dichloroethene	5.7	U vs	5.7	0.70	
120-82-1	1,2,4-Trichlorobenzene	5.7	U vs	5.7	0.35	
96-12-8	1,2-Dibromo-3-Chloropropane	5.7	U vs	5.7	2.8	
106-93-4	1,2-Dibromoethane	5.7	U vs	5.7	0.73	
95-50-1	1,2-Dichlorobenzene	5.7	U vs	5.7	0.44	
107-06-2	1,2-Dichloroethane	5.7	U vs	5.7	0.29	
78-87-5	1,2-Dichloropropane	5.7	U vs	5.7	2.8	
541-73-1	1,3-Dichlorobenzene	5.7	U vs	5.7	0.29	
106-46-7	1,4-Dichlorobenzene	5.7	U vs	5.7	0.80	
78-93-3	2-Butanone (MEK)	28	U vs	28	2.1	
591-78-6	2-Hexanone	28	U vs	28	2.8	
108-10-1	4-Methyl-2-pentanone (MIBK)	28	U vs	28	1.9	
67-64-1	Acetone	14	J vs	28	4.8	
71-43-2	Benzene	5.7	U vs	5.7	0.28	
75-27-4	Bromodichloromethane	5.7	U vs	5.7	0.76	
75-25-2	Bromoform	5.7	U vs	5.7	2.8	
74-83-9	Bromomethane	5.7	U vs	5.7	0.51	
75-15-0	Carbon disulfide	5.7	U vs	5.7	2.8	UJ
56-23-5	Carbon tetrachloride	5.7	U vs	5.7	0.55	
108-90-7	Chlorobenzene	5.7	U vs	5.7	0.75	
75-00-3	Chloroethane	5.7	U vs	5.7	1.3	
67-66-3	Chloroform	5.7	U vs	5.7	0.35	
74-87-3	Chloromethane	5.7	U vs	5.7	0.34	
156-59-2	cis-1,2-Dichloroethene	5.7	U vs	5.7	0.73	
10061-01-5	cis-1,3-Dichloropropene	5.7	U vs	5.7	0.82	
110-82-7	Cyclohexane	5.7	U vs	5.7	0.80	
124-48-1	Dibromochloromethane	5.7	U vs	5.7	0.73	
75-71-8	Dichlorodifluoromethane	5.7	U vs	5.7	0.47	
100-41-4	Ethylbenzene	5.7	U vs	5.7	0.39	
98-82-8	Isopropylbenzene	5.7	U vs	5.7	0.86	

FORM I
GC/MS VOA ORGANICS ANALYSIS DATA SHEET

Lab Name: Eurofins Buffalo
Job No.: 480-195762-1
SDG No.:
Client Sample ID: GSB-9
Lab Sample ID: 480-195762-6
Matrix: Solid
Lab File ID: M02704.D
Analysis Method: 8260C
Date Collected: 03/14/2022 13:00
Sample wt/vol: 5.19(g)
Date Analyzed: 03/16/2022 00:07
Soil Aliquot Vol:
Dilution Factor: 1
Soil Extract Vol.:
GC Column: ZB-624 (30) VOA ID: 0.25(mm)
% Moisture: 15.2
Level: (low/med) Low
Analysis Batch No.: 617960
Units: ug/Kg

CAS NO.	COMPOUND NAME	RESULT	Q	RL	MDL
79-20-9	Methyl acetate	28	U vs	28	3.4
1634-04-4	Methyl tert-butyl ether	5.7	U vs	5.7	0.56
108-87-2	Methylcyclohexane	5.7	U vs	5.7	0.86
75-09-2	Methylene Chloride	5.7	U vs	5.7	2.6
100-42-5	Styrene	5.7	U vs	5.7	0.28
127-18-4	Tetrachloroethene	5.7	U vs	5.7	0.76
108-88-3	Toluene	5.7	U vs	5.7	0.43
156-60-5	trans-1,2-Dichloroethene	5.7	U vs	5.7	0.59
10061-02-6	trans-1,3-Dichloropropene	5.7	U vs	5.7	2.5
79-01-6	Trichloroethene	5.7	U vs	5.7	1.2
75-69-4	Trichlorofluoromethane	5.7	U vs	5.7	0.54
75-01-4	Vinyl chloride	5.7	U vs	5.7	0.69
1330-20-7	Xylenes, Total	11	U vs	11	0.95

CAS NO.	SURROGATE	%REC	Q	LIMITS
17060-07-0	1,2-Dichloroethane-d4 (Surr)	108		64-126
460-00-4	4-Bromofluorobenzene (Surr)	98		72-126
1868-53-7	Dibromofluoromethane (Surr)	107		60-140
2037-26-5	Toluene-d8 (Surr)	102		71-125

FORM I
GC/MS VOA ORGANICS ANALYSIS DATA SHEET

Lab Name: Eurofins Buffalo | Job No.: 480-195762-1
SDG No.:
Client Sample ID: GSB-10 | Lab Sample ID: 480-195762-7
Matrix: Solid | Lab File ID: M02705.D
Analysis Method: 8260C | Date Collected: 03/14/2022 12:50
Sample wt/vol: 5.02(g) | Date Analyzed: 03/16/2022 00:31
Soil Aliquot Vol: | Dilution Factor: 1
Soil Extract Vol.: | GC Column: ZB-624 (30) VOA ID: 0.25(mm)
% Moisture: 20.7 | Level: (low/med) Low
Analysis Batch No.: 617960 | Units: ug/Kg

CAS NO.	COMPOUND NAME	RESULT	Q	RL	MDL	
71-55-6	1,1,1-Trichloroethane	6.3	U vs	6.3	0.46	
79-34-5	1,1,2,2-Tetrachloroethane	6.3	U vs	6.3	1.0	
76-13-1	1,1,2-Trichloro-1,2,2-trifluoroethane	6.3	U vs	6.3	1.4	UJ
79-00-5	1,1,2-Trichloroethane	6.3	U vs	6.3	0.82	
75-34-3	1,1-Dichloroethane	6.3	U vs	6.3	0.77	
75-35-4	1,1-Dichloroethene	6.3	U vs	6.3	0.77	
120-82-1	1,2,4-Trichlorobenzene	6.3	U vs	6.3	0.38	
96-12-8	1,2-Dibromo-3-Chloropropane	6.3	U vs	6.3	3.1	
106-93-4	1,2-Dibromoethane	6.3	U vs	6.3	0.81	
95-50-1	1,2-Dichlorobenzene	6.3	U vs	6.3	0.49	
107-06-2	1,2-Dichloroethane	6.3	U vs	6.3	0.32	
78-87-5	1,2-Dichloropropane	6.3	U vs	6.3	3.1	
541-73-1	1,3-Dichlorobenzene	6.3	U vs	6.3	0.32	
106-46-7	1,4-Dichlorobenzene	6.3	U vs	6.3	0.88	
78-93-3	2-Butanone (MEK)	31	U vs	31	2.3	
591-78-6	2-Hexanone	31	U vs	31	3.1	
108-10-1	4-Methyl-2-pentanone (MIBK)	31	U vs	31	2.1	
67-64-1	Acetone	31	U vs	31	5.3	
71-43-2	Benzene	6.3	U vs	6.3	0.31	
75-27-4	Bromodichloromethane	6.3	U vs	6.3	0.84	
75-25-2	Bromoform	6.3	U vs	6.3	3.1	
74-83-9	Bromomethane	6.3	U vs	6.3	0.56	
75-15-0	Carbon disulfide	6.3	U vs	6.3	3.1	UJ
56-23-5	Carbon tetrachloride	6.3	U vs	6.3	0.61	
108-90-7	Chlorobenzene	6.3	U vs	6.3	0.83	
75-00-3	Chloroethane	6.3	U vs	6.3	1.4	
67-66-3	Chloroform	6.3	U vs	6.3	0.39	
74-87-3	Chloromethane	6.3	U vs	6.3	0.38	
156-59-2	cis-1,2-Dichloroethene	6.3	U vs	6.3	0.80	
10061-01-5	cis-1,3-Dichloropropene	6.3	U vs	6.3	0.90	
110-82-7	Cyclohexane	6.3	U vs	6.3	0.88	
124-48-1	Dibromochloromethane	6.3	U vs	6.3	0.80	
75-71-8	Dichlorodifluoromethane	6.3	U vs	6.3	0.52	
100-41-4	Ethylbenzene	6.3	U vs	6.3	0.43	
98-82-8	Isopropylbenzene	6.3	U vs	6.3	0.95	

MKP 3/26/2022

FORM I
GC/MS VOA ORGANICS ANALYSIS DATA SHEET

Lab Name: Eurofins Buffalo
Job No.: 480-195762-1
SDG No.:
Client Sample ID: GSB-10
Lab Sample ID: 480-195762-7
Matrix: Solid
Lab File ID: M02705.D
Analysis Method: 8260C
Date Collected: 03/14/2022 12:50
Sample wt/vol: 5.02(g)
Date Analyzed: 03/16/2022 00:31
Soil Aliquot Vol:
Dilution Factor: 1
Soil Extract Vol.:
GC Column: ZB-624 (30) VOA ID: 0.25(mm)
% Moisture: 20.7
Level: (low/med) Low
Analysis Batch No.: 617960
Units: ug/Kg

CAS NO.	COMPOUND NAME	RESULT	Q	RL	MDL
79-20-9	Methyl acetate	31	U vs	31	3.8
1634-04-4	Methyl tert-butyl ether	6.3	U vs	6.3	0.62
108-87-2	Methylcyclohexane	6.3	U vs	6.3	0.95
75-09-2	Methylene Chloride	6.3	U vs	6.3	2.9
100-42-5	Styrene	6.3	U vs	6.3	0.31
127-18-4	Tetrachloroethene	6.3	U vs	6.3	0.84
108-88-3	Toluene	6.3	U vs	6.3	0.47
156-60-5	trans-1,2-Dichloroethene	6.3	U vs	6.3	0.65
10061-02-6	trans-1,3-Dichloropropene	6.3	U vs	6.3	2.8
79-01-6	Trichloroethene	6.3	U vs	6.3	1.4
75-69-4	Trichlorofluoromethane	6.3	U vs	6.3	0.59
75-01-4	Vinyl chloride	6.3	U vs	6.3	0.77
1330-20-7	Xylenes, Total	13	U vs	13	1.1

CAS NO.	SURROGATE	%REC	Q	LIMITS
17060-07-0	1,2-Dichloroethane-d4 (Surr)	110		64-126
460-00-4	4-Bromofluorobenzene (Surr)	104		72-126
1868-53-7	Dibromofluoromethane (Surr)	109		60-140
2037-26-5	Toluene-d8 (Surr)	109		71-125

FORM I
GC/MS VOA ORGANICS ANALYSIS DATA SHEET

Lab Name: Eurofins Buffalo | Job No.: 480-195762-1
SDG No.:
Client Sample ID: GSB-11 | Lab Sample ID: 480-195762-8
Matrix: Solid | Lab File ID: M02706.D
Analysis Method: 8260C | Date Collected: 03/14/2022 13:10
Sample wt/vol: 5.19(g) | Date Analyzed: 03/16/2022 00:55
Soil Aliquot Vol: | Dilution Factor: 1
Soil Extract Vol.: | GC Column: ZB-624 (30) VOA ID: 0.25(mm)
% Moisture: 25.3 | Level: (low/med) Low
Analysis Batch No.: 617960 | Units: ug/Kg

CAS NO.	COMPOUND NAME	RESULT	Q	RL	MDL	
71-55-6	1,1,1-Trichloroethane	6.4	U vs	6.4	0.47	
79-34-5	1,1,2,2-Tetrachloroethane	6.4	U vs	6.4	1.0	
76-13-1	1,1,2-Trichloro-1,2,2-trifluoroethane	6.4	U vs	6.4	1.5	UJ
79-00-5	1,1,2-Trichloroethane	6.4	U vs	6.4	0.84	
75-34-3	1,1-Dichloroethane	6.4	U vs	6.4	0.79	
75-35-4	1,1-Dichloroethene	6.4	U vs	6.4	0.79	
120-82-1	1,2,4-Trichlorobenzene	6.4	U vs	6.4	0.39	
96-12-8	1,2-Dibromo-3-Chloropropane	6.4	U vs	6.4	3.2	
106-93-4	1,2-Dibromoethane	6.4	U vs	6.4	0.83	
95-50-1	1,2-Dichlorobenzene	6.4	U vs	6.4	0.50	
107-06-2	1,2-Dichloroethane	6.4	U vs	6.4	0.32	
78-87-5	1,2-Dichloropropane	6.4	U vs	6.4	3.2	
541-73-1	1,3-Dichlorobenzene	6.4	U vs	6.4	0.33	
106-46-7	1,4-Dichlorobenzene	6.4	U vs	6.4	0.90	
78-93-3	2-Butanone (MEK)	32	U vs	32	2.4	
591-78-6	2-Hexanone	32	U vs	32	3.2	
108-10-1	4-Methyl-2-pentanone (MIBK)	32	U vs	32	2.1	
67-64-1	Acetone	32	U vs	32	5.4	
71-43-2	Benzene	6.4	U vs	6.4	0.32	
75-27-4	Bromodichloromethane	6.4	U vs	6.4	0.86	
75-25-2	Bromoform	6.4	U vs	6.4	3.2	
74-83-9	Bromomethane	6.4	U vs	6.4	0.58	
75-15-0	Carbon disulfide	6.4	U vs	6.4	3.2	UJ
56-23-5	Carbon tetrachloride	6.4	U vs	6.4	0.62	
108-90-7	Chlorobenzene	6.4	U vs	6.4	0.85	
75-00-3	Chloroethane	6.4	U vs	6.4	1.5	
67-66-3	Chloroform	6.4	U vs	6.4	0.40	
74-87-3	Chloromethane	6.4	U vs	6.4	0.39	
156-59-2	cis-1,2-Dichloroethene	6.4	U vs	6.4	0.83	
10061-01-5	cis-1,3-Dichloropropene	6.4	U vs	6.4	0.93	
110-82-7	Cyclohexane	6.4	U vs	6.4	0.90	
124-48-1	Dibromochloromethane	6.4	U vs	6.4	0.83	
75-71-8	Dichlorodifluoromethane	6.4	U vs	6.4	0.53	
100-41-4	Ethylbenzene	6.4	U vs	6.4	0.44	
98-82-8	Isopropylbenzene	6.4	U vs	6.4	0.97	

FORM I
GC/MS VOA ORGANICS ANALYSIS DATA SHEET

Lab Name: Eurofins Buffalo
Job No.: 480-195762-1
SDG No.:
Client Sample ID: GSB-11
Lab Sample ID: 480-195762-8
Matrix: Solid
Lab File ID: M02706.D
Analysis Method: 8260C
Date Collected: 03/14/2022 13:10
Sample wt/vol: 5.19(g)
Date Analyzed: 03/16/2022 00:55
Soil Aliquot Vol:
Dilution Factor: 1
Soil Extract Vol.:
GC Column: ZB-624 (30) VOA ID: 0.25(mm)
% Moisture: 25.3
Level: (low/med) Low
Analysis Batch No.: 617960
Units: ug/Kg

CAS NO.	COMPOUND NAME	RESULT	Q	RL	MDL
79-20-9	Methyl acetate	32	U vs	32	3.9
1634-04-4	Methyl tert-butyl ether	6.4	U vs	6.4	0.63
108-87-2	Methylcyclohexane	6.4	U vs	6.4	0.98
75-09-2	Methylene Chloride	6.4	U vs	6.4	3.0
100-42-5	Styrene	6.4	U vs	6.4	0.32
127-18-4	Tetrachloroethene	6.4	U vs	6.4	0.87
108-88-3	Toluene	6.4	U vs	6.4	0.49
156-60-5	trans-1,2-Dichloroethene	6.4	U vs	6.4	0.67
10061-02-6	trans-1,3-Dichloropropene	6.4	U vs	6.4	2.8
79-01-6	Trichloroethene	6.4	U vs	6.4	1.4
75-69-4	Trichlorofluoromethane	6.4	U vs	6.4	0.61
75-01-4	Vinyl chloride	6.4	U vs	6.4	0.79
1330-20-7	Xylenes, Total	13	U vs	13	1.1

CAS NO.	SURROGATE	%REC	Q	LIMITS
17060-07-0	1,2-Dichloroethane-d4 (Surr)	114		64-126
460-00-4	4-Bromofluorobenzene (Surr)	93		72-126
1868-53-7	Dibromofluoromethane (Surr)	110		60-140
2037-26-5	Toluene-d8 (Surr)	110		71-125

FORM I
GC/MS VOA ORGANICS ANALYSIS DATA SHEET

Lab Name: Eurofins Buffalo | Job No.: 480-195762-1
SDG No.:
Client Sample ID: B-53 | Lab Sample ID: 480-195762-9
Matrix: Solid | Lab File ID: M02707.D
Analysis Method: 8260C | Date Collected: 03/14/2022 12:00
Sample wt/vol: 5.03(g) | Date Analyzed: 03/16/2022 01:19
Soil Aliquot Vol: | Dilution Factor: 1
Soil Extract Vol.: | GC Column: ZB-624 (30) VOA ID: 0.25(mm)
% Moisture: 14.3 | Level: (low/med) Low
Analysis Batch No.: 617960 | Units: ug/Kg

CAS NO.	COMPOUND NAME	RESULT	Q	RL	MDL	
71-55-6	1,1,1-Trichloroethane	5.8	U vs	5.8	0.42	
79-34-5	1,1,2,2-Tetrachloroethane	5.8	U vs	5.8	0.94	
76-13-1	1,1,2-Trichloro-1,2,2-trifluoroethane	5.8	U vs	5.8	1.3	UJ
79-00-5	1,1,2-Trichloroethane	5.8	U vs	5.8	0.75	
75-34-3	1,1-Dichloroethane	5.8	U vs	5.8	0.71	
75-35-4	1,1-Dichloroethene	5.8	U vs	5.8	0.71	
120-82-1	1,2,4-Trichlorobenzene	5.8	U vs	5.8	0.35	
96-12-8	1,2-Dibromo-3-Chloropropane	5.8	U vs	5.8	2.9	
106-93-4	1,2-Dibromoethane	5.8	U vs	5.8	0.74	
95-50-1	1,2-Dichlorobenzene	5.8	U vs	5.8	0.45	
107-06-2	1,2-Dichloroethane	5.8	U vs	5.8	0.29	
78-87-5	1,2-Dichloropropane	5.8	U vs	5.8	2.9	
541-73-1	1,3-Dichlorobenzene	5.8	U vs	5.8	0.30	
106-46-7	1,4-Dichlorobenzene	5.8	U vs	5.8	0.81	
78-93-3	2-Butanone (MEK)	29	U vs	29	2.1	
591-78-6	2-Hexanone	29	U vs	29	2.9	
108-10-1	4-Methyl-2-pentanone (MIBK)	29	U vs	29	1.9	
67-64-1	Acetone	29	U vs	29	4.9	
71-43-2	Benzene	5.8	U vs	5.8	0.28	
75-27-4	Bromodichloromethane	5.8	U vs	5.8	0.78	
75-25-2	Bromoform	5.8	U vs	5.8	2.9	
74-83-9	Bromomethane	5.8	U vs	5.8	0.52	
75-15-0	Carbon disulfide	5.8	U vs	5.8	2.9	UJ
56-23-5	Carbon tetrachloride	5.8	U vs	5.8	0.56	
108-90-7	Chlorobenzene	5.8	U vs	5.8	0.77	
75-00-3	Chloroethane	5.8	U vs	5.8	1.3	
67-66-3	Chloroform	5.8	U vs	5.8	0.36	
74-87-3	Chloromethane	5.8	U vs	5.8	0.35	
156-59-2	cis-1,2-Dichloroethene	5.8	U vs	5.8	0.74	
10061-01-5	cis-1,3-Dichloropropene	5.8	U vs	5.8	0.83	
110-82-7	Cyclohexane	5.8	U vs	5.8	0.81	
124-48-1	Dibromochloromethane	5.8	U vs	5.8	0.74	
75-71-8	Dichlorodifluoromethane	5.8	U vs	5.8	0.48	
100-41-4	Ethylbenzene	0.98	J vs	5.8	0.40	
98-82-8	Isopropylbenzene	5.8	U vs	5.8	0.87	

MKP 3/26/2022

FORM I
GC/MS VOA ORGANICS ANALYSIS DATA SHEET

Lab Name: Eurofins Buffalo
Job No.: 480-195762-1
SDG No.:
Client Sample ID: B-53
Lab Sample ID: 480-195762-9
Matrix: Solid
Lab File ID: M02707.D
Analysis Method: 8260C
Date Collected: 03/14/2022 12:00
Sample wt/vol: 5.03(g)
Date Analyzed: 03/16/2022 01:19
Soil Aliquot Vol:
Dilution Factor: 1
Soil Extract Vol.:
GC Column: ZB-624 (30) VOA ID: 0.25(mm)
% Moisture: 14.3
Level: (low/med) Low
Analysis Batch No.: 617960
Units: ug/Kg

CAS NO.	COMPOUND NAME	RESULT	Q	RL	MDL
79-20-9	Methyl acetate	29	U vs	29	3.5
1634-04-4	Methyl tert-butyl ether	5.8	U vs	5.8	0.57
108-87-2	Methylcyclohexane	1.1	J vs	5.8	0.88
75-09-2	Methylene Chloride	5.8	U vs	5.8	2.7
100-42-5	Styrene	5.8	U vs	5.8	0.29
127-18-4	Tetrachloroethene	5.8	U vs	5.8	0.78
108-88-3	Toluene	5.8	U vs	5.8	0.44
156-60-5	trans-1,2-Dichloroethene	5.8	U vs	5.8	0.60
10061-02-6	trans-1,3-Dichloropropene	5.8	U vs	5.8	2.6
79-01-6	Trichloroethene	5.8	U vs	5.8	1.3
75-69-4	Trichlorofluoromethane	5.8	U vs	5.8	0.55
75-01-4	Vinyl chloride	5.8	U vs	5.8	0.71
1330-20-7	Xylenes, Total	3.9	J vs	12	0.97

CAS NO.	SURROGATE	%REC	Q	LIMITS
17060-07-0	1,2-Dichloroethane-d4 (Surr)	108		64-126
460-00-4	4-Bromofluorobenzene (Surr)	102		72-126
1868-53-7	Dibromofluoromethane (Surr)	107		60-140
2037-26-5	Toluene-d8 (Surr)	101		71-125

Method 8270D

Semivolatile Organic Compounds (GC/MS) by Method 8270D

No data validation qualifiers were added

MKP 3/26/2022

FORM I
GC/MS SEMI VOA ORGANICS ANALYSIS DATA SHEET

Lab Name: Eurofins Buffalo | Job No.: 480-195762-1
SDG No.:
Client Sample ID: GSB-1 | Lab Sample ID: 480-195762-1
Matrix: Solid | Lab File ID: V3156731.D
Analysis Method: 8270D | Date Collected: 03/14/2022 12:05
Extract. Method: 3550C | Date Extracted: 03/16/2022 09:16
Sample wt/vol: 30.64(g) | Date Analyzed: 03/17/2022 16:39
Con. Extract Vol.: 1(mL) | Dilution Factor: 1
Injection Volume: 1(uL) | Level: (low/med) Low
% Moisture: 16.2 | GPC Cleanup:(Y/N) N
Analysis Batch No.: 618219 | Units: ug/Kg

CAS NO.	COMPOUND NAME	RESULT	Q	RL	MDL
95-95-4	2,4,5-Trichlorophenol	200	U	200	54
88-06-2	2,4,6-Trichlorophenol	200	U	200	40
120-83-2	2,4-Dichlorophenol	200	U	200	21
105-67-9	2,4-Dimethylphenol	200	U	200	48
51-28-5	2,4-Dinitrophenol	1900	U	1900	920
121-14-2	2,4-Dinitrotoluene	200	U	200	41
606-20-2	2,6-Dinitrotoluene	200	U	200	23
91-58-7	2-Chloronaphthalene	200	U	200	33
95-57-8	2-Chlorophenol	390	U	390	36
91-57-6	2-Methylnaphthalene	200	U	200	40
95-48-7	2-Methylphenol	200	U	200	23
88-74-4	2-Nitroaniline	390	U	390	29
88-75-5	2-Nitrophenol	200	U	200	56
91-94-1	3,3'-Dichlorobenzidine	390	U	390	230
99-09-2	3-Nitroaniline	390	U	390	55
534-52-1	4,6-Dinitro-2-methylphenol	390	U	390	200
101-55-3	4-Bromophenyl phenyl ether	200	U	200	28
59-50-7	4-Chloro-3-methylphenol	200	U	200	49
106-47-8	4-Chloroaniline	200	U	200	49
7005-72-3	4-Chlorophenyl phenyl ether	200	U	200	25
106-44-5	4-Methylphenol	390	U	390	23
100-01-6	4-Nitroaniline	390	U	390	100
100-02-7	4-Nitrophenol	390	U	390	140
83-32-9	Acenaphthene	200	U	200	29
208-96-8	Acenaphthylene	200	U	200	26
98-86-2	Acetophenone	200	U	200	27
120-12-7	Anthracene	200	U	200	49
1912-24-9	Atrazine	200	U	200	69
100-52-7	Benzaldehyde	200	U	200	160
56-55-3	Benzo[a]anthracene	200	U	200	20
50-32-8	Benzo[a]pyrene	200	U	200	29
205-99-2	Benzo[b]fluoranthene	200	U	200	32
191-24-2	Benzo[g,h,i]perylene	200	U	200	21
207-08-9	Benzo[k]fluoranthene	200	U	200	26

FORM I
GC/MS SEMI VOA ORGANICS ANALYSIS DATA SHEET

Lab Name: Eurofins Buffalo | Job No.: 480-195762-1
SDG No.:
Client Sample ID: GSB-1 | Lab Sample ID: 480-195762-1
Matrix: Solid | Lab File ID: V3156731.D
Analysis Method: 8270D | Date Collected: 03/14/2022 12:05
Extract. Method: 3550C | Date Extracted: 03/16/2022 09:16
Sample wt/vol: 30.64(g) | Date Analyzed: 03/17/2022 16:39
Con. Extract Vol.: 1(mL) | Dilution Factor: 1
Injection Volume: 1(uL) | Level: (low/med) Low
% Moisture: 16.2 | GPC Cleanup:(Y/N) N
Analysis Batch No.: 618219 | Units: ug/Kg

CAS NO.	COMPOUND NAME	RESULT	Q	RL	MDL
92-52-4	Biphenyl	200	U	200	29
108-60-1	bis (2-chloroisopropyl) ether	200	U	200	40
111-91-1	Bis(2-chloroethoxy)methane	200	U	200	42
111-44-4	Bis(2-chloroethyl)ether	200	U	200	26
117-81-7	Bis(2-ethylhexyl) phthalate	200	U	200	68
85-68-7	Butyl benzyl phthalate	200	U	200	33
105-60-2	Caprolactam	200	U	200	60
86-74-8	Carbazole	200	U	200	23
218-01-9	Chrysene	200	U	200	44
53-70-3	Dibenz(a,h)anthracene	200	U	200	35
132-64-9	Dibenzofuran	200	U	200	23
84-66-2	Diethyl phthalate	200	U	200	26
131-11-3	Dimethyl phthalate	200	U	200	23
84-74-2	Di-n-butyl phthalate	200	U	200	34
117-84-0	Di-n-octyl phthalate	200	U	200	23
206-44-0	Fluoranthene	200	U	200	21
86-73-7	Fluorene	200	U	200	23
118-74-1	Hexachlorobenzene	200	U	200	27
87-68-3	Hexachlorobutadiene	200	U	200	29
77-47-4	Hexachlorocyclopentadiene	200	U	200	27
67-72-1	Hexachloroethane	200	U	200	26
193-39-5	Indeno[1,2,3-cd]pyrene	200	U	200	25
78-59-1	Isophorone	200	U	200	42
91-20-3	Naphthalene	200	U	200	26
98-95-3	Nitrobenzene	200	U	200	22
621-64-7	N-Nitrosodi-n-propylamine	200	U	200	34
86-30-6	N-Nitrosodiphenylamine	200	U	200	160
87-86-5	Pentachlorophenol	390	U	390	200
85-01-8	Phenanthrene	200	U	200	29
108-95-2	Phenol	200	U	200	30
129-00-0	Pyrene	200	U	200	23

FORM I
GC/MS SEMI VOA ORGANICS ANALYSIS DATA SHEET

Lab Name: Eurofins Buffalo | Job No.: 480-195762-1
SDG No.:
Client Sample ID: GSB-5 | Lab Sample ID: 480-195762-2
Matrix: Solid | Lab File ID: V3156732.D
Analysis Method: 8270D | Date Collected: 03/14/2022 12:15
Extract. Method: 3550C | Date Extracted: 03/16/2022 09:16
Sample wt/vol: 30.31(g) | Date Analyzed: 03/17/2022 17:03
Con. Extract Vol.: 1(mL) | Dilution Factor: 1
Injection Volume: 1(uL) | Level: (low/med) Low
% Moisture: 23.4 | GPC Cleanup:(Y/N) N
Analysis Batch No.: 618219 | Units: ug/Kg

CAS NO.	COMPOUND NAME	RESULT	Q	RL	MDL
95-95-4	2,4,5-Trichlorophenol	220	U	220	59
88-06-2	2,4,6-Trichlorophenol	220	U	220	44
120-83-2	2,4-Dichlorophenol	220	U	220	23
105-67-9	2,4-Dimethylphenol	220	U	220	53
51-28-5	2,4-Dinitrophenol	2100	U	2100	1000
121-14-2	2,4-Dinitrotoluene	220	U	220	45
606-20-2	2,6-Dinitrotoluene	220	U	220	26
91-58-7	2-Chloronaphthalene	220	U	220	36
95-57-8	2-Chlorophenol	430	U	430	40
91-57-6	2-Methylnaphthalene	220	U	220	44
95-48-7	2-Methylphenol	220	U	220	26
88-74-4	2-Nitroaniline	430	U	430	32
88-75-5	2-Nitrophenol	220	U	220	62
91-94-1	3,3'-Dichlorobenzidine	430	U	430	260
99-09-2	3-Nitroaniline	430	U	430	61
534-52-1	4,6-Dinitro-2-methylphenol	430	U	430	220
101-55-3	4-Bromophenyl phenyl ether	220	U	220	31
59-50-7	4-Chloro-3-methylphenol	220	U	220	54
106-47-8	4-Chloroaniline	220	U	220	54
7005-72-3	4-Chlorophenyl phenyl ether	220	U	220	27
106-44-5	4-Methylphenol	430	U	430	26
100-01-6	4-Nitroaniline	430	U	430	120
100-02-7	4-Nitrophenol	430	U	430	150
83-32-9	Acenaphthene	220	U	220	32
208-96-8	Acenaphthylene	220	U	220	28
98-86-2	Acetophenone	220	U	220	30
120-12-7	Anthracene	220	U	220	54
1912-24-9	Atrazine	220	U	220	76
100-52-7	Benzaldehyde	220	U	220	170
56-55-3	Benzo[a]anthracene	220	U	220	22
50-32-8	Benzo[a]pyrene	220	U	220	32
205-99-2	Benzo[b]fluoranthene	220	U	220	35
191-24-2	Benzo[g,h,i]perylene	220	U	220	23
207-08-9	Benzo[k]fluoranthene	220	U	220	28

FORM I
GC/MS SEMI VOA ORGANICS ANALYSIS DATA SHEET

Lab Name: Eurofins Buffalo | Job No.: 480-195762-1
SDG No.:
Client Sample ID: GSB-5 | Lab Sample ID: 480-195762-2
Matrix: Solid | Lab File ID: V3156732.D
Analysis Method: 8270D | Date Collected: 03/14/2022 12:15
Extract. Method: 3550C | Date Extracted: 03/16/2022 09:16
Sample wt/vol: 30.31(g) | Date Analyzed: 03/17/2022 17:03
Con. Extract Vol.: 1(mL) | Dilution Factor: 1
Injection Volume: 1(uL) | Level: (low/med) Low
% Moisture: 23.4 | GPC Cleanup:(Y/N) N
Analysis Batch No.: 618219 | Units: ug/Kg

CAS NO.	COMPOUND NAME	RESULT	Q	RL	MDL
92-52-4	Biphenyl	220	U	220	32
108-60-1	bis (2-chloroisopropyl) ether	220	U	220	44
111-91-1	Bis(2-chloroethoxy)methane	220	U	220	47
111-44-4	Bis(2-chloroethyl)ether	220	U	220	28
117-81-7	Bis(2-ethylhexyl) phthalate	220	U	220	75
85-68-7	Butyl benzyl phthalate	220	U	220	36
105-60-2	Caprolactam	220	U	220	66
86-74-8	Carbazole	220	U	220	26
218-01-9	Chrysene	220	U	220	49
53-70-3	Dibenz(a,h)anthracene	220	U	220	39
132-64-9	Dibenzofuran	220	U	220	26
84-66-2	Diethyl phthalate	220	U	220	28
131-11-3	Dimethyl phthalate	220	U	220	26
84-74-2	Di-n-butyl phthalate	220	U	220	37
117-84-0	Di-n-octyl phthalate	220	U	220	26
206-44-0	Fluoranthene	220	U	220	23
86-73-7	Fluorene	220	U	220	26
118-74-1	Hexachlorobenzene	220	U	220	30
87-68-3	Hexachlorobutadiene	220	U	220	32
77-47-4	Hexachlorocyclopentadiene	220	U	220	30
67-72-1	Hexachloroethane	220	U	220	28
193-39-5	Indeno[1,2,3-cd]pyrene	220	U	220	27
78-59-1	Isophorone	220	U	220	47
91-20-3	Naphthalene	220	U	220	28
98-95-3	Nitrobenzene	220	U	220	25
621-64-7	N-Nitrosodi-n-propylamine	220	U	220	37
86-30-6	N-Nitrosodiphenylamine	220	U	220	180
87-86-5	Pentachlorophenol	430	U	430	220
85-01-8	Phenanthrene	220	U	220	32
108-95-2	Phenol	220	U	220	34
129-00-0	Pyrene	220	U	220	26

FORM I
GC/MS SEMI VOA ORGANICS ANALYSIS DATA SHEET

Lab Name: Eurofins Buffalo | Job No.: 480-195762-1

SDG No.:

Client Sample ID: GSB-6 | Lab Sample ID: 480-195762-3

Matrix: Solid | Lab File ID: V3156730.D

Analysis Method: 8270D | Date Collected: 03/14/2022 12:25

Extract. Method: 3550C | Date Extracted: 03/16/2022 09:16

Sample wt/vol: 30.32(g) | Date Analyzed: 03/17/2022 16:15

Con. Extract Vol.: 1(mL) | Dilution Factor: 1

Injection Volume: 1(uL) | Level: (low/med) Low

% Moisture: 14.3 | GPC Cleanup:(Y/N) N

Analysis Batch No.: 618219 | Units: ug/Kg

CAS NO.	COMPOUND NAME	RESULT	Q	RL	MDL
95-95-4	2,4,5-Trichlorophenol	200	U	200	53
88-06-2	2,4,6-Trichlorophenol	200	U	200	39
120-83-2	2,4-Dichlorophenol	200	U	200	21
105-67-9	2,4-Dimethylphenol	200	U	200	47
51-28-5	2,4-Dinitrophenol	1900	U	1900	900
121-14-2	2,4-Dinitrotoluene	200	U	200	40
606-20-2	2,6-Dinitrotoluene	200	U	200	23
91-58-7	2-Chloronaphthalene	200	U	200	32
95-57-8	2-Chlorophenol	380	U	380	36
91-57-6	2-Methylnaphthalene	47	J	200	39
95-48-7	2-Methylphenol	200	U	200	23
88-74-4	2-Nitroaniline	380	U	380	29
88-75-5	2-Nitrophenol	200	U	200	55
91-94-1	3,3'-Dichlorobenzidine	380	U	380	230
99-09-2	3-Nitroaniline	380	U	380	54
534-52-1	4,6-Dinitro-2-methylphenol	380	U	380	200
101-55-3	4-Bromophenyl phenyl ether	200	U	200	28
59-50-7	4-Chloro-3-methylphenol	200	U	200	48
106-47-8	4-Chloroaniline	200	U	200	48
7005-72-3	4-Chlorophenyl phenyl ether	200	U	200	24
106-44-5	4-Methylphenol	380	U	380	23
100-01-6	4-Nitroaniline	380	U	380	100
100-02-7	4-Nitrophenol	380	U	380	140
83-32-9	Acenaphthene	200	U	200	29
208-96-8	Acenaphthylene	200	U	200	25
98-86-2	Acetophenone	200	U	200	27
120-12-7	Anthracene	200	U	200	48
1912-24-9	Atrazine	200	U	200	68
100-52-7	Benzaldehyde	200	U	200	160
56-55-3	Benzo[a]anthracene	200	U	200	20
50-32-8	Benzo[a]pyrene	200	U	200	29
205-99-2	Benzo[b]fluoranthene	200	U	200	31
191-24-2	Benzo[g,h,i]perylene	200	U	200	21
207-08-9	Benzo[k]fluoranthene	200	U	200	25

FORM I
GC/MS SEMI VOA ORGANICS ANALYSIS DATA SHEET

Lab Name: Eurofins Buffalo | Job No.: 480-195762-1
SDG No.:
Client Sample ID: GSB-6 | Lab Sample ID: 480-195762-3
Matrix: Solid | Lab File ID: V3156730.D
Analysis Method: 8270D | Date Collected: 03/14/2022 12:25
Extract. Method: 3550C | Date Extracted: 03/16/2022 09:16
Sample wt/vol: 30.32(g) | Date Analyzed: 03/17/2022 16:15
Con. Extract Vol.: 1(mL) | Dilution Factor: 1
Injection Volume: 1(uL) | Level: (low/med) Low
% Moisture: 14.3 | GPC Cleanup:(Y/N) N
Analysis Batch No.: 618219 | Units: ug/Kg

CAS NO.	COMPOUND NAME	RESULT	Q	RL	MDL
92-52-4	Biphenyl	200	U	200	29
108-60-1	bis (2-chloroisopropyl) ether	200	U	200	39
111-91-1	Bis(2-chloroethoxy)methane	200	U	200	42
111-44-4	Bis(2-chloroethyl)ether	200	U	200	25
117-81-7	Bis(2-ethylhexyl) phthalate	200	U	200	67
85-68-7	Butyl benzyl phthalate	200	U	200	32
105-60-2	Caprolactam	200	U	200	59
86-74-8	Carbazole	200	U	200	23
218-01-9	Chrysene	200	U	200	44
53-70-3	Dibenz(a,h)anthracene	200	U	200	35
132-64-9	Dibenzofuran	200	U	200	23
84-66-2	Diethyl phthalate	200	U	200	25
131-11-3	Dimethyl phthalate	200	U	200	23
84-74-2	Di-n-butyl phthalate	200	U	200	33
117-84-0	Di-n-octyl phthalate	200	U	200	23
206-44-0	Fluoranthene	200	U	200	21
86-73-7	Fluorene	200	U	200	23
118-74-1	Hexachlorobenzene	200	U	200	27
87-68-3	Hexachlorobutadiene	200	U	200	29
77-47-4	Hexachlorocyclopentadiene	200	U	200	27
67-72-1	Hexachloroethane	200	U	200	25
193-39-5	Indeno[1,2,3-cd]pyrene	200	U	200	24
78-59-1	Isophorone	200	U	200	42
91-20-3	Naphthalene	84	J	200	25
98-95-3	Nitrobenzene	200	U	200	22
621-64-7	N-Nitrosodi-n-propylamine	200	U	200	33
86-30-6	N-Nitrosodiphenylamine	200	U	200	160
87-86-5	Pentachlorophenol	380	U	380	200
85-01-8	Phenanthrene	200	U	200	29
108-95-2	Phenol	200	U	200	30
129-00-0	Pyrene	200	U	200	23

FORM I
GC/MS SEMI VOA ORGANICS ANALYSIS DATA SHEET

Lab Name: Eurofins Buffalo
Job No.: 480-195762-1
SDG No.:
Client Sample ID: GSB-7
Lab Sample ID: 480-195762-4
Matrix: Solid
Lab File ID: V3156733.D
Analysis Method: 8270D
Date Collected: 03/14/2022 12:30
Extract. Method: 3550C
Date Extracted: 03/16/2022 09:16
Sample wt/vol: 30.56(g)
Date Analyzed: 03/17/2022 17:27
Con. Extract Vol.: 1(mL)
Dilution Factor: 1
Injection Volume: 1(uL)
Level: (low/med) Low
% Moisture: 19.4
GPC Cleanup:(Y/N) N
Analysis Batch No.: 618219
Units: ug/Kg

CAS NO.	COMPOUND NAME	RESULT	Q	RL	MDL
95-95-4	2,4,5-Trichlorophenol	210	U	210	56
88-06-2	2,4,6-Trichlorophenol	210	U	210	41
120-83-2	2,4-Dichlorophenol	210	U	210	22
105-67-9	2,4-Dimethylphenol	210	U	210	50
51-28-5	2,4-Dinitrophenol	2000	U	2000	950
121-14-2	2,4-Dinitrotoluene	210	U	210	43
606-20-2	2,6-Dinitrotoluene	210	U	210	24
91-58-7	2-Chloronaphthalene	210	U	210	34
95-57-8	2-Chlorophenol	400	U	400	38
91-57-6	2-Methylnaphthalene	210	U	210	41
95-48-7	2-Methylphenol	210	U	210	24
88-74-4	2-Nitroaniline	400	U	400	30
88-75-5	2-Nitrophenol	210	U	210	58
91-94-1	3,3'-Dichlorobenzidine	400	U	400	240
99-09-2	3-Nitroaniline	400	U	400	57
534-52-1	4,6-Dinitro-2-methylphenol	400	U	400	210
101-55-3	4-Bromophenyl phenyl ether	210	U	210	29
59-50-7	4-Chloro-3-methylphenol	210	U	210	51
106-47-8	4-Chloroaniline	210	U	210	51
7005-72-3	4-Chlorophenyl phenyl ether	210	U	210	26
106-44-5	4-Methylphenol	400	U	400	24
100-01-6	4-Nitroaniline	400	U	400	110
100-02-7	4-Nitrophenol	400	U	400	140
83-32-9	Acenaphthene	210	U	210	30
208-96-8	Acenaphthylene	210	U	210	27
98-86-2	Acetophenone	210	U	210	28
120-12-7	Anthracene	210	U	210	51
1912-24-9	Atrazine	210	U	210	72
100-52-7	Benzaldehyde	210	U	210	160
56-55-3	Benzo[a]anthracene	210	U	210	21
50-32-8	Benzo[a]pyrene	210	U	210	30
205-99-2	Benzo[b]fluoranthene	210	U	210	33
191-24-2	Benzo[g,h,i]perylene	210	U	210	22
207-08-9	Benzo[k]fluoranthene	210	U	210	27

FORM I
GC/MS SEMI VOA ORGANICS ANALYSIS DATA SHEET

Lab Name: Eurofins Buffalo | Job No.: 480-195762-1
SDG No.:
Client Sample ID: GSB-7 | Lab Sample ID: 480-195762-4
Matrix: Solid | Lab File ID: V3156733.D
Analysis Method: 8270D | Date Collected: 03/14/2022 12:30
Extract. Method: 3550C | Date Extracted: 03/16/2022 09:16
Sample wt/vol: 30.56(g) | Date Analyzed: 03/17/2022 17:27
Con. Extract Vol.: 1(mL) | Dilution Factor: 1
Injection Volume: 1(uL) | Level: (low/med) Low
% Moisture: 19.4 | GPC Cleanup:(Y/N) N
Analysis Batch No.: 618219 | Units: ug/Kg

CAS NO.	COMPOUND NAME	RESULT	Q	RL	MDL
92-52-4	Biphenyl	210	U	210	30
108-60-1	bis (2-chloroisopropyl) ether	210	U	210	41
111-91-1	Bis(2-chloroethoxy)methane	210	U	210	44
111-44-4	Bis(2-chloroethyl)ether	210	U	210	27
117-81-7	Bis(2-ethylhexyl) phthalate	210	U	210	71
85-68-7	Butyl benzyl phthalate	210	U	210	34
105-60-2	Caprolactam	210	U	210	62
86-74-8	Carbazole	210	U	210	24
218-01-9	Chrysene	210	U	210	46
53-70-3	Dibenz(a,h)anthracene	210	U	210	37
132-64-9	Dibenzofuran	210	U	210	24
84-66-2	Diethyl phthalate	210	U	210	27
131-11-3	Dimethyl phthalate	210	U	210	24
84-74-2	Di-n-butyl phthalate	210	U	210	35
117-84-0	Di-n-octyl phthalate	210	U	210	24
206-44-0	Fluoranthene	210	U	210	22
86-73-7	Fluorene	210	U	210	24
118-74-1	Hexachlorobenzene	210	U	210	28
87-68-3	Hexachlorobutadiene	210	U	210	30
77-47-4	Hexachlorocyclopentadiene	210	U	210	28
67-72-1	Hexachloroethane	210	U	210	27
193-39-5	Indeno[1,2,3-cd]pyrene	210	U	210	26
78-59-1	Isophorone	210	U	210	44
91-20-3	Naphthalene	210	U	210	27
98-95-3	Nitrobenzene	210	U	210	23
621-64-7	N-Nitrosodi-n-propylamine	210	U	210	35
86-30-6	N-Nitrosodiphenylamine	210	U	210	170
87-86-5	Pentachlorophenol	400	U	400	210
85-01-8	Phenanthrene	210	U	210	30
108-95-2	Phenol	210	U	210	32
129-00-0	Pyrene	210	U	210	24

FORM I
GC/MS SEMI VOA ORGANICS ANALYSIS DATA SHEET

Lab Name: Eurofins Buffalo | Job No.: 480-195762-1
SDG No.:
Client Sample ID: GSB-8 | Lab Sample ID: 480-195762-5
Matrix: Solid | Lab File ID: V3156734.D
Analysis Method: 8270D | Date Collected: 03/14/2022 12:45
Extract. Method: 3550C | Date Extracted: 03/16/2022 09:16
Sample wt/vol: 30.53(g) | Date Analyzed: 03/17/2022 17:50
Con. Extract Vol.: 1(mL) | Dilution Factor: 1
Injection Volume: 1(uL) | Level: (low/med) Low
% Moisture: 22.5 | GPC Cleanup:(Y/N) N
Analysis Batch No.: 618219 | Units: ug/Kg

CAS NO.	COMPOUND NAME	RESULT	Q	RL	MDL
95-95-4	2,4,5-Trichlorophenol	220	U	220	58
88-06-2	2,4,6-Trichlorophenol	220	U	220	43
120-83-2	2,4-Dichlorophenol	220	U	220	23
105-67-9	2,4-Dimethylphenol	220	U	220	52
51-28-5	2,4-Dinitrophenol	2100	U	2100	990
121-14-2	2,4-Dinitrotoluene	220	U	220	44
606-20-2	2,6-Dinitrotoluene	220	U	220	25
91-58-7	2-Chloronaphthalene	220	U	220	35
95-57-8	2-Chlorophenol	420	U	420	39
91-57-6	2-Methylnaphthalene	220	U	220	43
95-48-7	2-Methylphenol	220	U	220	25
88-74-4	2-Nitroaniline	420	U	420	32
88-75-5	2-Nitrophenol	220	U	220	61
91-94-1	3,3'-Dichlorobenzidine	420	U	420	250
99-09-2	3-Nitroaniline	420	U	420	60
534-52-1	4,6-Dinitro-2-methylphenol	420	U	420	220
101-55-3	4-Bromophenyl phenyl ether	220	U	220	30
59-50-7	4-Chloro-3-methylphenol	220	U	220	53
106-47-8	4-Chloroaniline	220	U	220	53
7005-72-3	4-Chlorophenyl phenyl ether	220	U	220	27
106-44-5	4-Methylphenol	420	U	420	25
100-01-6	4-Nitroaniline	420	U	420	110
100-02-7	4-Nitrophenol	420	U	420	150
83-32-9	Acenaphthene	220	U	220	32
208-96-8	Acenaphthylene	220	U	220	28
98-86-2	Acetophenone	220	U	220	29
120-12-7	Anthracene	220	U	220	53
1912-24-9	Atrazine	220	U	220	75
100-52-7	Benzaldehyde	220	U	220	170
56-55-3	Benzo[a]anthracene	220	U	220	22
50-32-8	Benzo[a]pyrene	220	U	220	32
205-99-2	Benzo[b]fluoranthene	220	U	220	34
191-24-2	Benzo[g,h,i]perylene	220	U	220	23
207-08-9	Benzo[k]fluoranthene	220	U	220	28

FORM I
GC/MS SEMI VOA ORGANICS ANALYSIS DATA SHEET

Lab Name: Eurofins Buffalo | Job No.: 480-195762-1
SDG No.:
Client Sample ID: GSB-8 | Lab Sample ID: 480-195762-5
Matrix: Solid | Lab File ID: V3156734.D
Analysis Method: 8270D | Date Collected: 03/14/2022 12:45
Extract. Method: 3550C | Date Extracted: 03/16/2022 09:16
Sample wt/vol: 30.53(g) | Date Analyzed: 03/17/2022 17:50
Con. Extract Vol.: 1(mL) | Dilution Factor: 1
Injection Volume: 1(uL) | Level: (low/med) Low
% Moisture: 22.5 | GPC Cleanup:(Y/N) N
Analysis Batch No.: 618219 | Units: ug/Kg

CAS NO.	COMPOUND NAME	RESULT	Q	RL	MDL
92-52-4	Biphenyl	220	U	220	32
108-60-1	bis (2-chloroisopropyl) ether	220	U	220	43
111-91-1	Bis(2-chloroethoxy)methane	220	U	220	46
111-44-4	Bis(2-chloroethyl)ether	220	U	220	28
117-81-7	Bis(2-ethylhexyl) phthalate	220	U	220	74
85-68-7	Butyl benzyl phthalate	220	U	220	35
105-60-2	Caprolactam	220	U	220	65
86-74-8	Carbazole	220	U	220	25
218-01-9	Chrysene	220	U	220	48
53-70-3	Dibenz(a,h)anthracene	220	U	220	38
132-64-9	Dibenzofuran	220	U	220	25
84-66-2	Diethyl phthalate	220	U	220	28
131-11-3	Dimethyl phthalate	220	U	220	25
84-74-2	Di-n-butyl phthalate	220	U	220	37
117-84-0	Di-n-octyl phthalate	220	U	220	25
206-44-0	Fluoranthene	220	U	220	23
86-73-7	Fluorene	220	U	220	25
118-74-1	Hexachlorobenzene	220	U	220	29
87-68-3	Hexachlorobutadiene	220	U	220	32
77-47-4	Hexachlorocyclopentadiene	220	U	220	29
67-72-1	Hexachloroethane	220	U	220	28
193-39-5	Indeno[1,2,3-cd]pyrene	220	U	220	27
78-59-1	Isophorone	220	U	220	46
91-20-3	Naphthalene	220	U	220	28
98-95-3	Nitrobenzene	220	U	220	24
621-64-7	N-Nitrosodi-n-propylamine	220	U	220	37
86-30-6	N-Nitrosodiphenylamine	220	U	220	170
87-86-5	Pentachlorophenol	420	U	420	220
85-01-8	Phenanthrene	220	U	220	32
108-95-2	Phenol	220	U	220	33
129-00-0	Pyrene	220	U	220	25

FORM I
GC/MS SEMI VOA ORGANICS ANALYSIS DATA SHEET

Lab Name: Eurofins Buffalo | Job No.: 480-195762-1
SDG No.:
Client Sample ID: GSB-9 | Lab Sample ID: 480-195762-6
Matrix: Solid | Lab File ID: V3156735.D
Analysis Method: 8270D | Date Collected: 03/14/2022 13:00
Extract. Method: 3550C | Date Extracted: 03/16/2022 09:16
Sample wt/vol: 30.38(g) | Date Analyzed: 03/17/2022 18:14
Con. Extract Vol.: 1(mL) | Dilution Factor: 1
Injection Volume: 1(uL) | Level: (low/med) Low
% Moisture: 15.2 | GPC Cleanup:(Y/N) N
Analysis Batch No.: 618219 | Units: ug/Kg

CAS NO.	COMPOUND NAME	RESULT	Q	RL	MDL
95-95-4	2,4,5-Trichlorophenol	200	U	200	54
88-06-2	2,4,6-Trichlorophenol	200	U	200	40
120-83-2	2,4-Dichlorophenol	200	U	200	21
105-67-9	2,4-Dimethylphenol	200	U	200	48
51-28-5	2,4-Dinitrophenol	1900	U	1900	910
121-14-2	2,4-Dinitrotoluene	200	U	200	41
606-20-2	2,6-Dinitrotoluene	200	U	200	23
91-58-7	2-Chloronaphthalene	200	U	200	33
95-57-8	2-Chlorophenol	380	U	380	36
91-57-6	2-Methylnaphthalene	200	U	200	40
95-48-7	2-Methylphenol	200	U	200	23
88-74-4	2-Nitroaniline	380	U	380	29
88-75-5	2-Nitrophenol	200	U	200	56
91-94-1	3,3'-Dichlorobenzidine	380	U	380	230
99-09-2	3-Nitroaniline	380	U	380	55
534-52-1	4,6-Dinitro-2-methylphenol	380	U	380	200
101-55-3	4-Bromophenyl phenyl ether	200	U	200	28
59-50-7	4-Chloro-3-methylphenol	200	U	200	49
106-47-8	4-Chloroaniline	200	U	200	49
7005-72-3	4-Chlorophenyl phenyl ether	200	U	200	24
106-44-5	4-Methylphenol	380	U	380	23
100-01-6	4-Nitroaniline	380	U	380	100
100-02-7	4-Nitrophenol	380	U	380	140
83-32-9	Acenaphthene	200	U	200	29
208-96-8	Acenaphthylene	200	U	200	26
98-86-2	Acetophenone	200	U	200	27
120-12-7	Anthracene	200	U	200	49
1912-24-9	Atrazine	200	U	200	69
100-52-7	Benzaldehyde	200	U	200	160
56-55-3	Benzo[a]anthracene	200	U	200	20
50-32-8	Benzo[a]pyrene	200	U	200	29
205-99-2	Benzo[b]fluoranthene	200	U	200	31
191-24-2	Benzo[g,h,i]perylene	200	U	200	21
207-08-9	Benzo[k]fluoranthene	200	U	200	26

FORM I
GC/MS SEMI VOA ORGANICS ANALYSIS DATA SHEET

Lab Name: Eurofins Buffalo | Job No.: 480-195762-1
SDG No.:
Client Sample ID: GSB-9 | Lab Sample ID: 480-195762-6
Matrix: Solid | Lab File ID: V3156735.D
Analysis Method: 8270D | Date Collected: 03/14/2022 13:00
Extract. Method: 3550C | Date Extracted: 03/16/2022 09:16
Sample wt/vol: 30.38(g) | Date Analyzed: 03/17/2022 18:14
Con. Extract Vol.: 1(mL) | Dilution Factor: 1
Injection Volume: 1(uL) | Level: (low/med) Low
% Moisture: 15.2 | GPC Cleanup:(Y/N) N
Analysis Batch No.: 618219 | Units: ug/Kg

CAS NO.	COMPOUND NAME	RESULT	Q	RL	MDL
92-52-4	Biphenyl	200	U	200	29
108-60-1	bis (2-chloroisopropyl) ether	200	U	200	40
111-91-1	Bis(2-chloroethoxy)methane	200	U	200	42
111-44-4	Bis(2-chloroethyl)ether	200	U	200	26
117-81-7	Bis(2-ethylhexyl) phthalate	200	U	200	68
85-68-7	Butyl benzyl phthalate	200	U	200	33
105-60-2	Caprolactam	200	U	200	59
86-74-8	Carbazole	200	U	200	23
218-01-9	Chrysene	200	U	200	44
53-70-3	Dibenz(a,h)anthracene	200	U	200	35
132-64-9	Dibenzofuran	200	U	200	23
84-66-2	Diethyl phthalate	200	U	200	26
131-11-3	Dimethyl phthalate	200	U	200	23
84-74-2	Di-n-butyl phthalate	200	U	200	34
117-84-0	Di-n-octyl phthalate	200	U	200	23
206-44-0	Fluoranthene	200	U	200	21
86-73-7	Fluorene	200	U	200	23
118-74-1	Hexachlorobenzene	200	U	200	27
87-68-3	Hexachlorobutadiene	200	U	200	29
77-47-4	Hexachlorocyclopentadiene	200	U	200	27
67-72-1	Hexachloroethane	200	U	200	26
193-39-5	Indeno[1,2,3-cd]pyrene	200	U	200	24
78-59-1	Isophorone	200	U	200	42
91-20-3	Naphthalene	200	U	200	26
98-95-3	Nitrobenzene	200	U	200	22
621-64-7	N-Nitrosodi-n-propylamine	200	U	200	34
86-30-6	N-Nitrosodiphenylamine	200	U	200	160
87-86-5	Pentachlorophenol	380	U	380	200
85-01-8	Phenanthrene	200	U	200	29
108-95-2	Phenol	200	U	200	30
129-00-0	Pyrene	200	U	200	23

FORM I
GC/MS SEMI VOA ORGANICS ANALYSIS DATA SHEET

Lab Name: Eurofins Buffalo | Job No.: 480-195762-1
SDG No.:
Client Sample ID: GSB-10 | Lab Sample ID: 480-195762-7
Matrix: Solid | Lab File ID: V3156736.D
Analysis Method: 8270D | Date Collected: 03/14/2022 12:50
Extract. Method: 3550C | Date Extracted: 03/16/2022 09:16
Sample wt/vol: 30.39(g) | Date Analyzed: 03/17/2022 18:38
Con. Extract Vol.: 1(mL) | Dilution Factor: 1
Injection Volume: 1(uL) | Level: (low/med) Low
% Moisture: 20.7 | GPC Cleanup:(Y/N) N
Analysis Batch No.: 618219 | Units: ug/Kg

CAS NO.	COMPOUND NAME	RESULT	Q	RL	MDL
95-95-4	2,4,5-Trichlorophenol	210	U	210	57
88-06-2	2,4,6-Trichlorophenol	210	U	210	42
120-83-2	2,4-Dichlorophenol	210	U	210	22
105-67-9	2,4-Dimethylphenol	210	U	210	51
51-28-5	2,4-Dinitrophenol	2100	U	2100	980
121-14-2	2,4-Dinitrotoluene	210	U	210	44
606-20-2	2,6-Dinitrotoluene	210	U	210	25
91-58-7	2-Chloronaphthalene	210	U	210	35
95-57-8	2-Chlorophenol	410	U	410	39
91-57-6	2-Methylnaphthalene	210	U	210	42
95-48-7	2-Methylphenol	210	U	210	25
88-74-4	2-Nitroaniline	410	U	410	31
88-75-5	2-Nitrophenol	210	U	210	60
91-94-1	3,3'-Dichlorobenzidine	410	U	410	250
99-09-2	3-Nitroaniline	410	U	410	58
534-52-1	4,6-Dinitro-2-methylphenol	410	U	410	210
101-55-3	4-Bromophenyl phenyl ether	210	U	210	30
59-50-7	4-Chloro-3-methylphenol	210	U	210	52
106-47-8	4-Chloroaniline	210	U	210	52
7005-72-3	4-Chlorophenyl phenyl ether	210	U	210	26
106-44-5	4-Methylphenol	410	U	410	25
100-01-6	4-Nitroaniline	410	U	410	110
100-02-7	4-Nitrophenol	410	U	410	150
83-32-9	Acenaphthene	210	U	210	31
208-96-8	Acenaphthylene	210	U	210	27
98-86-2	Acetophenone	210	U	210	29
120-12-7	Anthracene	210	U	210	52
1912-24-9	Atrazine	210	U	210	73
100-52-7	Benzaldehyde	210	U	210	170
56-55-3	Benzo[a]anthracene	210	U	210	21
50-32-8	Benzo[a]pyrene	210	U	210	31
205-99-2	Benzo[b]fluoranthene	210	U	210	34
191-24-2	Benzo[g,h,i]perylene	210	U	210	22
207-08-9	Benzo[k]fluoranthene	210	U	210	27

FORM I
GC/MS SEMI VOA ORGANICS ANALYSIS DATA SHEET

Lab Name: Eurofins Buffalo | Job No.: 480-195762-1
SDG No.:
Client Sample ID: GSB-10 | Lab Sample ID: 480-195762-7
Matrix: Solid | Lab File ID: V3156736.D
Analysis Method: 8270D | Date Collected: 03/14/2022 12:50
Extract. Method: 3550C | Date Extracted: 03/16/2022 09:16
Sample wt/vol: 30.39(g) | Date Analyzed: 03/17/2022 18:38
Con. Extract Vol.: 1(mL) | Dilution Factor: 1
Injection Volume: 1(uL) | Level: (low/med) Low
% Moisture: 20.7 | GPC Cleanup:(Y/N) N
Analysis Batch No.: 618219 | Units: ug/Kg

CAS NO.	COMPOUND NAME	RESULT	Q	RL	MDL
92-52-4	Biphenyl	210	U	210	31
108-60-1	bis (2-chloroisopropyl) ether	210	U	210	42
111-91-1	Bis(2-chloroethoxy)methane	210	U	210	45
111-44-4	Bis(2-chloroethyl)ether	210	U	210	27
117-81-7	Bis(2-ethylhexyl) phthalate	210	U	210	72
85-68-7	Butyl benzyl phthalate	210	U	210	35
105-60-2	Caprolactam	210	U	210	63
86-74-8	Carbazole	210	U	210	25
218-01-9	Chrysene	210	U	210	47
53-70-3	Dibenz(a,h)anthracene	210	U	210	37
132-64-9	Dibenzofuran	210	U	210	25
84-66-2	Diethyl phthalate	210	U	210	27
131-11-3	Dimethyl phthalate	210	U	210	25
84-74-2	Di-n-butyl phthalate	210	U	210	36
117-84-0	Di-n-octyl phthalate	210	U	210	25
206-44-0	Fluoranthene	210	U	210	22
86-73-7	Fluorene	210	U	210	25
118-74-1	Hexachlorobenzene	210	U	210	29
87-68-3	Hexachlorobutadiene	210	U	210	31
77-47-4	Hexachlorocyclopentadiene	210	U	210	29
67-72-1	Hexachloroethane	210	U	210	27
193-39-5	Indeno[1,2,3-cd]pyrene	210	U	210	26
78-59-1	Isophorone	210	U	210	45
91-20-3	Naphthalene	210	U	210	27
98-95-3	Nitrobenzene	210	U	210	24
621-64-7	N-Nitrosodi-n-propylamine	210	U	210	36
86-30-6	N-Nitrosodiphenylamine	210	U	210	170
87-86-5	Pentachlorophenol	410	U	410	210
85-01-8	Phenanthrene	210	U	210	31
108-95-2	Phenol	210	U	210	32
129-00-0	Pyrene	210	U	210	25

FORM I
GC/MS SEMI VOA ORGANICS ANALYSIS DATA SHEET

Lab Name: Eurofins Buffalo | Job No.: 480-195762-1
SDG No.:
Client Sample ID: GSB-11 | Lab Sample ID: 480-195762-8
Matrix: Solid | Lab File ID: V3156737.D
Analysis Method: 8270D | Date Collected: 03/14/2022 13:10
Extract. Method: 3550C | Date Extracted: 03/16/2022 09:16
Sample wt/vol: 30.45(g) | Date Analyzed: 03/17/2022 19:02
Con. Extract Vol.: 1(mL) | Dilution Factor: 1
Injection Volume: 1(uL) | Level: (low/med) Low
% Moisture: 25.3 | GPC Cleanup:(Y/N) N
Analysis Batch No.: 618219 | Units: ug/Kg

CAS NO.	COMPOUND NAME	RESULT	Q	RL	MDL
95-95-4	2,4,5-Trichlorophenol	220	U	220	61
88-06-2	2,4,6-Trichlorophenol	220	U	220	45
120-83-2	2,4-Dichlorophenol	220	U	220	24
105-67-9	2,4-Dimethylphenol	220	U	220	54
51-28-5	2,4-Dinitrophenol	2200	U	2200	1000
121-14-2	2,4-Dinitrotoluene	220	U	220	46
606-20-2	2,6-Dinitrotoluene	220	U	220	26
91-58-7	2-Chloronaphthalene	220	U	220	37
95-57-8	2-Chlorophenol	440	U	440	41
91-57-6	2-Methylnaphthalene	220	U	220	45
95-48-7	2-Methylphenol	220	U	220	26
88-74-4	2-Nitroaniline	440	U	440	33
88-75-5	2-Nitrophenol	220	U	220	63
91-94-1	3,3'-Dichlorobenzidine	440	U	440	260
99-09-2	3-Nitroaniline	440	U	440	62
534-52-1	4,6-Dinitro-2-methylphenol	440	U	440	220
101-55-3	4-Bromophenyl phenyl ether	220	U	220	32
59-50-7	4-Chloro-3-methylphenol	220	U	220	55
106-47-8	4-Chloroaniline	220	U	220	55
7005-72-3	4-Chlorophenyl phenyl ether	220	U	220	28
106-44-5	4-Methylphenol	440	U	440	26
100-01-6	4-Nitroaniline	440	U	440	120
100-02-7	4-Nitrophenol	440	U	440	160
83-32-9	Acenaphthene	220	U	220	33
208-96-8	Acenaphthylene	220	U	220	29
98-86-2	Acetophenone	220	U	220	30
120-12-7	Anthracene	220	U	220	55
1912-24-9	Atrazine	220	U	220	78
100-52-7	Benzaldehyde	220	U	220	180
56-55-3	Benzo[a]anthracene	220	U	220	22
50-32-8	Benzo[a]pyrene	220	U	220	33
205-99-2	Benzo[b]fluoranthene	220	U	220	36
191-24-2	Benzo[g,h,i]perylene	220	U	220	24
207-08-9	Benzo[k]fluoranthene	220	U	220	29

FORM I
GC/MS SEMI VOA ORGANICS ANALYSIS DATA SHEET

Lab Name: Eurofins Buffalo | Job No.: 480-195762-1
SDG No.:
Client Sample ID: GSB-11 | Lab Sample ID: 480-195762-8
Matrix: Solid | Lab File ID: V3156737.D
Analysis Method: 8270D | Date Collected: 03/14/2022 13:10
Extract. Method: 3550C | Date Extracted: 03/16/2022 09:16
Sample wt/vol: 30.45(g) | Date Analyzed: 03/17/2022 19:02
Con. Extract Vol.: 1(mL) | Dilution Factor: 1
Injection Volume: 1(uL) | Level: (low/med) Low
% Moisture: 25.3 | GPC Cleanup:(Y/N) N
Analysis Batch No.: 618219 | Units: ug/Kg

CAS NO.	COMPOUND NAME	RESULT	Q	RL	MDL
92-52-4	Biphenyl	220	U	220	33
108-60-1	bis (2-chloroisopropyl) ether	220	U	220	45
111-91-1	Bis(2-chloroethoxy)methane	220	U	220	47
111-44-4	Bis(2-chloroethyl)ether	220	U	220	29
117-81-7	Bis(2-ethylhexyl) phthalate	220	U	220	76
85-68-7	Butyl benzyl phthalate	220	U	220	37
105-60-2	Caprolactam	220	U	220	67
86-74-8	Carbazole	220	U	220	26
218-01-9	Chrysene	220	U	220	50
53-70-3	Dibenz(a,h)anthracene	220	U	220	40
132-64-9	Dibenzofuran	220	U	220	26
84-66-2	Diethyl phthalate	220	U	220	29
131-11-3	Dimethyl phthalate	220	U	220	26
84-74-2	Di-n-butyl phthalate	220	U	220	38
117-84-0	Di-n-octyl phthalate	220	U	220	26
206-44-0	Fluoranthene	220	U	220	24
86-73-7	Fluorene	220	U	220	26
118-74-1	Hexachlorobenzene	220	U	220	30
87-68-3	Hexachlorobutadiene	220	U	220	33
77-47-4	Hexachlorocyclopentadiene	220	U	220	30
67-72-1	Hexachloroethane	220	U	220	29
193-39-5	Indeno[1,2,3-cd]pyrene	220	U	220	28
78-59-1	Isophorone	220	U	220	47
91-20-3	Naphthalene	220	U	220	29
98-95-3	Nitrobenzene	220	U	220	25
621-64-7	N-Nitrosodi-n-propylamine	220	U	220	38
86-30-6	N-Nitrosodiphenylamine	220	U	220	180
87-86-5	Pentachlorophenol	440	U	440	220
85-01-8	Phenanthrene	220	U	220	33
108-95-2	Phenol	220	U	220	34
129-00-0	Pyrene	220	U	220	26

FORM I
GC/MS SEMI VOA ORGANICS ANALYSIS DATA SHEET

Lab Name: Eurofins Buffalo | Job No.: 480-195762-1
SDG No.:
Client Sample ID: B-53 | Lab Sample ID: 480-195762-9
Matrix: Solid | Lab File ID: V3156738.D
Analysis Method: 8270D | Date Collected: 03/14/2022 12:00
Extract. Method: 3550C | Date Extracted: 03/16/2022 09:16
Sample wt/vol: 30.40(g) | Date Analyzed: 03/17/2022 19:26
Con. Extract Vol.: 1(mL) | Dilution Factor: 1
Injection Volume: 1(uL) | Level: (low/med) Low
% Moisture: 14.3 | GPC Cleanup:(Y/N) N
Analysis Batch No.: 618219 | Units: ug/Kg

CAS NO.	COMPOUND NAME	RESULT	Q	RL	MDL
95-95-4	2,4,5-Trichlorophenol	200	U	200	53
88-06-2	2,4,6-Trichlorophenol	200	U	200	39
120-83-2	2,4-Dichlorophenol	200	U	200	21
105-67-9	2,4-Dimethylphenol	200	U	200	47
51-28-5	2,4-Dinitrophenol	1900	U	1900	900
121-14-2	2,4-Dinitrotoluene	200	U	200	40
606-20-2	2,6-Dinitrotoluene	200	U	200	23
91-58-7	2-Chloronaphthalene	200	U	200	32
95-57-8	2-Chlorophenol	380	U	380	36
91-57-6	2-Methylnaphthalene	200	U	200	39
95-48-7	2-Methylphenol	200	U	200	23
88-74-4	2-Nitroaniline	380	U	380	29
88-75-5	2-Nitrophenol	200	U	200	55
91-94-1	3,3'-Dichlorobenzidine	380	U	380	230
99-09-2	3-Nitroaniline	380	U	380	54
534-52-1	4,6-Dinitro-2-methylphenol	380	U	380	200
101-55-3	4-Bromophenyl phenyl ether	200	U	200	28
59-50-7	4-Chloro-3-methylphenol	200	U	200	48
106-47-8	4-Chloroaniline	200	U	200	48
7005-72-3	4-Chlorophenyl phenyl ether	200	U	200	24
106-44-5	4-Methylphenol	380	U	380	23
100-01-6	4-Nitroaniline	380	U	380	100
100-02-7	4-Nitrophenol	380	U	380	140
83-32-9	Acenaphthene	200	U	200	29
208-96-8	Acenaphthylene	200	U	200	25
98-86-2	Acetophenone	200	U	200	26
120-12-7	Anthracene	200	U	200	48
1912-24-9	Atrazine	200	U	200	68
100-52-7	Benzaldehyde	200	U	200	160
56-55-3	Benzo[a]anthracene	30	J	200	20
50-32-8	Benzo[a]pyrene	200	U	200	29
205-99-2	Benzo[b]fluoranthene	44	J	200	31
191-24-2	Benzo[g,h,i]perylene	200	U	200	21
207-08-9	Benzo[k]fluoranthene	200	U	200	25

FORM I
GC/MS SEMI VOA ORGANICS ANALYSIS DATA SHEET

Lab Name: Eurofins Buffalo | Job No.: 480-195762-1
SDG No.:
Client Sample ID: B-53 | Lab Sample ID: 480-195762-9
Matrix: Solid | Lab File ID: V3156738.D
Analysis Method: 8270D | Date Collected: 03/14/2022 12:00
Extract. Method: 3550C | Date Extracted: 03/16/2022 09:16
Sample wt/vol: 30.40(g) | Date Analyzed: 03/17/2022 19:26
Con. Extract Vol.: 1(mL) | Dilution Factor: 1
Injection Volume: 1(uL) | Level: (low/med) Low
% Moisture: 14.3 | GPC Cleanup:(Y/N) N
Analysis Batch No.: 618219 | Units: ug/Kg

CAS NO.	COMPOUND NAME	RESULT	Q	RL	MDL
92-52-4	Biphenyl	200	U	200	29
108-60-1	bis (2-chloroisopropyl) ether	200	U	200	39
111-91-1	Bis(2-chloroethoxy)methane	200	U	200	41
111-44-4	Bis(2-chloroethyl)ether	200	U	200	25
117-81-7	Bis(2-ethylhexyl) phthalate	200	U	200	67
85-68-7	Butyl benzyl phthalate	200	U	200	32
105-60-2	Caprolactam	200	U	200	59
86-74-8	Carbazole	200	U	200	23
218-01-9	Chrysene	200	U	200	44
53-70-3	Dibenz(a,h)anthracene	200	U	200	35
132-64-9	Dibenzofuran	200	U	200	23
84-66-2	Diethyl phthalate	200	U	200	25
131-11-3	Dimethyl phthalate	200	U	200	23
84-74-2	Di-n-butyl phthalate	200	U	200	33
117-84-0	Di-n-octyl phthalate	200	U	200	23
206-44-0	Fluoranthene	61	J	200	21
86-73-7	Fluorene	200	U	200	23
118-74-1	Hexachlorobenzene	200	U	200	26
87-68-3	Hexachlorobutadiene	200	U	200	29
77-47-4	Hexachlorocyclopentadiene	200	U	200	26
67-72-1	Hexachloroethane	200	U	200	25
193-39-5	Indeno[1,2,3-cd]pyrene	200	U	200	24
78-59-1	Isophorone	200	U	200	41
91-20-3	Naphthalene	200	U	200	25
98-95-3	Nitrobenzene	200	U	200	22
621-64-7	N-Nitrosodi-n-propylamine	200	U	200	33
86-30-6	N-Nitrosodiphenylamine	200	U	200	160
87-86-5	Pentachlorophenol	380	U	380	200
85-01-8	Phenanthrene	45	J	200	29
108-95-2	Phenol	200	U	200	30
129-00-0	Pyrene	51	J	200	23

METALS

COVER PAGE
METALS

Lab Name: Eurofins Buffalo Job Number: 480-195762-1

SDG No.:

Project: Project #1 - Pilgrim Village Family

Client Sample ID	Lab Sample ID
GSB-1	480-195762-1
GSB-5	480-195762-2
GSB-6	480-195762-3
GSB-7	480-195762-4
GSB-8	480-195762-5
GSB-9	480-195762-6
GSB-10	480-195762-7
GSB-11	480-195762-8
B-53	480-195762-9

Comments:

1A-IN
INORGANIC ANALYSIS DATA SHEET
METALS

Client Sample ID: GSB-1

Lab Sample ID: 480-195762-1

Lab Name: Eurofins Buffalo

Job No.: 480-195762-1

SDG ID.:

Matrix: Solid

Date Sampled: 03/14/2022 12:05

Reporting Basis: DRY

Date Received: 03/14/2022 16:25

% Solids: 83.8

CAS No.	Analyte	Result	RL	MDL	Units	C	Q	DIL	Method	
7440-38-2	Arsenic	4.0	2.4	0.47	mg/Kg			1	6010C	
7440-39-3	Barium	65.6	0.59	0.13	mg/Kg		F1	1	6010C	J
7439-92-1	Lead	14.2	1.2	0.28	mg/Kg			1	6010C	
7440-66-6	Zinc	60.2	2.4	0.75	mg/Kg		^+ F1	1	6010C	J-
7439-97-6	Mercury	0.0081	0.024	0.0056	mg/Kg	J		1	7471B	

MKP 3/26/2022

1A-IN
INORGANIC ANALYSIS DATA SHEET
METALS

Client Sample ID: GSB-5

Lab Sample ID: 480-195762-2

Lab Name: Eurofins Buffalo

Job No.: 480-195762-1

SDG ID.:

Matrix: Solid

Date Sampled: 03/14/2022 12:15

Reporting Basis: DRY

Date Received: 03/14/2022 16:25

% Solids: 76.6

CAS No.	Analyte	Result	RL	MDL	Units	C	Q	DIL	Method
7440-38-2	Arsenic	5.5	2.5	0.51	mg/Kg			1	6010C
7440-39-3	Barium	100	0.63	0.14	mg/Kg			1	6010C
7439-92-1	Lead	15.0	1.3	0.30	mg/Kg			1	6010C
7440-66-6	Zinc	68.1	2.5	0.81	mg/Kg		^+	1	6010C
7439-97-6	Mercury	0.012	0.027	0.0061	mg/Kg	J		1	7471B

1A-IN
INORGANIC ANALYSIS DATA SHEET
METALS

Client Sample ID: GSB-6

Lab Sample ID: 480-195762-3

Lab Name: Eurofins Buffalo

Job No.: 480-195762-1

SDG ID.:

Matrix: Solid

Date Sampled: 03/14/2022 12:25

Reporting Basis: DRY

Date Received: 03/14/2022 16:25

% Solids: 85.7

CAS No.	Analyte	Result	RL	MDL	Units	C	Q	DIL	Method
7440-38-2	Arsenic	1.5	2.3	0.45	mg/Kg	J		1	6010C
7440-39-3	Barium	37.0	0.57	0.12	mg/Kg			1	6010C
7439-92-1	Lead	12.3	1.1	0.27	mg/Kg			1	6010C
7440-66-6	Zinc	52.8	2.3	0.73	mg/Kg		^+	1	6010C
7439-97-6	Mercury	0.0078	0.023	0.0054	mg/Kg	J		1	7471B

1A-IN
INORGANIC ANALYSIS DATA SHEET
METALS

Client Sample ID: GSB-7

Lab Sample ID: 480-195762-4

Lab Name: Eurofins Buffalo

Job No.: 480-195762-1

SDG ID.:

Matrix: Solid

Date Sampled: 03/14/2022 12:30

Reporting Basis: DRY

Date Received: 03/14/2022 16:25

% Solids: 80.6

CAS No.	Analyte	Result	RL	MDL	Units	C	Q	DIL	Method
7440-38-2	Arsenic	7.3	2.4	0.48	mg/Kg			1	6010C
7440-39-3	Barium	98.5	0.60	0.13	mg/Kg			1	6010C
7439-92-1	Lead	23.5	1.2	0.29	mg/Kg			1	6010C
7440-66-6	Zinc	61.8	2.4	0.76	mg/Kg		^+	1	6010C
7439-97-6	Mercury	0.019	0.023	0.0053	mg/Kg	J		1	7471B

1A-IN
INORGANIC ANALYSIS DATA SHEET
METALS

Client Sample ID: GSB-8
Lab Sample ID: 480-195762-5
Lab Name: Eurofins Buffalo
Job No.: 480-195762-1
SDG ID.:
Matrix: Solid
Date Sampled: 03/14/2022 12:45
Reporting Basis: DRY
Date Received: 03/14/2022 16:25
% Solids: 77.5

CAS No.	Analyte	Result	RL	MDL	Units	C	Q	DIL	Method
7440-38-2	Arsenic	5.5	2.6	0.52	mg/Kg			1	6010C
7440-39-3	Barium	119	0.64	0.14	mg/Kg			1	6010C
7439-92-1	Lead	21.6	1.3	0.31	mg/Kg			1	6010C
7440-66-6	Zinc	65.4	2.6	0.83	mg/Kg		^+	1	6010C
7439-97-6	Mercury	0.021	0.027	0.0061	mg/Kg	J		1	7471B

1A-IN
INORGANIC ANALYSIS DATA SHEET
METALS

Client Sample ID: GSB-9
Lab Sample ID: 480-195762-6
Lab Name: Eurofins Buffalo
Job No.: 480-195762-1
SDG ID.:
Matrix: Solid
Date Sampled: 03/14/2022 13:00
Reporting Basis: DRY
Date Received: 03/14/2022 16:25
% Solids: 84.8

CAS No.	Analyte	Result	RL	MDL	Units	C	Q	DIL	Method
7440-38-2	Arsenic	4.9	2.3	0.47	mg/Kg			1	6010C
7440-39-3	Barium	101	0.58	0.13	mg/Kg			1	6010C
7439-92-1	Lead	11.7	1.2	0.28	mg/Kg			1	6010C
7440-66-6	Zinc	53.9	2.3	0.75	mg/Kg		^+	1	6010C
7439-97-6	Mercury	0.012	0.024	0.0056	mg/Kg	J		1	7471B

1A-IN
INORGANIC ANALYSIS DATA SHEET
METALS

Client Sample ID: GSB-10

Lab Sample ID: 480-195762-7

Lab Name: Eurofins Buffalo

Job No.: 480-195762-1

SDG ID.:

Matrix: Solid

Date Sampled: 03/14/2022 12:50

Reporting Basis: DRY

Date Received: 03/14/2022 16:25

% Solids: 79.3

CAS No.	Analyte	Result	RL	MDL	Units	C	Q	DIL	Method
7440-38-2	Arsenic	3.0	2.5	0.50	mg/Kg			1	6010C
7440-39-3	Barium	82.0	0.62	0.14	mg/Kg			1	6010C
7439-92-1	Lead	13.3	1.2	0.30	mg/Kg			1	6010C
7440-66-6	Zinc	53.0	2.5	0.79	mg/Kg		^+	1	6010C
7439-97-6	Mercury	0.016	0.026	0.0060	mg/Kg	J		1	7471B

1A-IN
INORGANIC ANALYSIS DATA SHEET
METALS

Client Sample ID: GSB-11

Lab Sample ID: 480-195762-8

Lab Name: Eurofins Buffalo

Job No.: 480-195762-1

SDG ID.:

Matrix: Solid

Date Sampled: 03/14/2022 13:10

Reporting Basis: DRY

Date Received: 03/14/2022 16:25

% Solids: 74.7

CAS No.	Analyte	Result	RL	MDL	Units	C	Q	DIL	Method
7440-38-2	Arsenic	4.4	2.7	0.53	mg/Kg			1	6010C
7440-39-3	Barium	168	0.66	0.15	mg/Kg			1	6010C
7439-92-1	Lead	17.6	1.3	0.32	mg/Kg			1	6010C
7440-66-6	Zinc	73.4	2.7	0.85	mg/Kg		^+	1	6010C
7439-97-6	Mercury	0.010	0.027	0.0063	mg/Kg	J		1	7471B

1A-IN
INORGANIC ANALYSIS DATA SHEET
METALS

Client Sample ID: B-53
Lab Sample ID: 480-195762-9
Lab Name: Eurofins Buffalo
Job No.: 480-195762-1
SDG ID.:
Matrix: Solid
Date Sampled: 03/14/2022 12:00
Reporting Basis: DRY
Date Received: 03/14/2022 16:25
% Solids: 85.7

CAS No.	Analyte	Result	RL	MDL	Units	C	Q	DIL	Method
7440-38-2	Arsenic	5.4	2.3	0.46	mg/Kg			1	6010C
7440-39-3	Barium	76.7	0.58	0.13	mg/Kg			1	6010C
7439-92-1	Lead	90.1	1.2	0.28	mg/Kg			1	6010C
7440-66-6	Zinc	95.9	2.3	0.74	mg/Kg		^+	1	6010C
7439-97-6	Mercury	0.11	0.023	0.0054	mg/Kg			1	7471B

GENERAL CHEMISTRY

No data validation qualifiers were added

MKP 3/26/2022

COVER PAGE
GENERAL CHEMISTRY

Lab Name: Eurofins Buffalo Job Number: 480-195762-1

SDG No.:

Project: Project #1 - Pilgrim Village Family

Client Sample ID	Lab Sample ID
GSB-1	480-195762-1
GSB-5	480-195762-2
GSB-6	480-195762-3
GSB-7	480-195762-4
GSB-8	480-195762-5
GSB-9	480-195762-6
GSB-10	480-195762-7
GSB-11	480-195762-8
B-53	480-195762-9

Comments:

General Chemistry Raw Data Report

Job ID: 480-195762-1

Batch: 617955 **Analyst Initials: JMM**

Method: Moisture **Instrument: No Equipment Used for this Test**

Lab Sample ID: 480-195762-A-1 Analysis Date: Mar 15, 2022 16:13

Analyte	Detector	Dilution	Raw Result	Unit
Percent Moisture	None	1	16.2291169451074	%
Percent Solids	None	1	83.7708830548926	%

Lab Sample ID: 480-195762-A-2 Analysis Date: Mar 15, 2022 16:13

Analyte	Detector	Dilution	Raw Result	Unit
Percent Moisture	None	1	23.4439834024896	%
Percent Solids	None	1	76.5560165975104	%

Lab Sample ID: 480-195762-A-3 Analysis Date: Mar 15, 2022 16:13

Analyte	Detector	Dilution	Raw Result	Unit
Percent Moisture	None	1	14.2652329749104	%
Percent Solids	None	1	85.7347670250896	%

Lab Sample ID: 480-195762-A-4 Analysis Date: Mar 15, 2022 16:13

Analyte	Detector	Dilution	Raw Result	Unit
Percent Moisture	None	1	19.3825042881647	%
Percent Solids	None	1	80.6174957118353	%

Lab Sample ID: 480-195762-A-5 Analysis Date: Mar 15, 2022 16:13

Analyte	Detector	Dilution	Raw Result	Unit
Percent Moisture	None	1	22.4778761061947	%
Percent Solids	None	1	77.5221238938053	%

Lab Sample ID: 480-195762-A-6 Analysis Date: Mar 15, 2022 16:13

Analyte	Detector	Dilution	Raw Result	Unit
Percent Moisture	None	1	15.177065767285	%
Percent Solids	None	1	84.822934232715	%

Lab Sample ID: 480-195762-A-7 Analysis Date: Mar 15, 2022 16:13

Analyte	Detector	Dilution	Raw Result	Unit
Percent Moisture	None	1	20.6650831353919	%
Percent Solids	None	1	79.3349168646081	%

Lab Sample ID: 480-195762-A-8 Analysis Date: Mar 15, 2022 16:13

Analyte	Detector	Dilution	Raw Result	Unit
Percent Moisture	None	1	25.2988047808765	%
Percent Solids	None	1	74.7011952191235	%

Lab Sample ID: 480-195762-A-9 Analysis Date: Mar 15, 2022 16:13

Analyte	Detector	Dilution	Raw Result	Unit
Percent Moisture	None	1	14.2857142857143	%
Percent Solids	None	1	85.7142857142857	%

Appendix B

Laboratory QC Documentation

FORM III
GC/MS VOA LAB CONTROL SAMPLE RECOVERY

Lab Name: Eurofins Buffalo Job No.: 480-195762-1

SDG No.:

Matrix: Solid Level: Medium Lab File ID: S9304.D

Lab ID: LCS 480-618165/1-A Client ID:

COMPOUND	SPIKE ADDED (ug/Kg)	LCS CONCENTRATION (ug/Kg)	LCS % REC	QC LIMITS REC	#
1,1,1-Trichloroethane	2500	2880	115	68-130	
1,1,2,2-Tetrachloroethane	2500	2460	98	73-120	
1,1,2-Trichloro-1,2,2-trifluoroethane	2500	2290	92	10-179	
1,1,2-Trichloroethane	2500	2480	99	80-120	
1,1-Dichloroethane	2500	2320	93	78-121	
1,1-Dichloroethene	2500	2210	88	48-133	
1,2,4-Trichlorobenzene	2500	2540	102	70-140	
1,2-Dibromo-3-Chloropropane	2500	3140	126	56-122	*+
1,2-Dichlorobenzene	2500	2480	99	78-125	
1,2-Dichloroethane	2500	2520	101	74-127	
1,2-Dichloropropane	2500	2510	100	80-120	
1,3-Dichlorobenzene	2500	2490	100	80-120	
1,4-Dichlorobenzene	2500	2490	100	80-120	
2-Butanone (MEK)	12500	12800	102	54-149	
2-Hexanone	12500	14800	118	59-127	
4-Methyl-2-pentanone (MIBK)	12500	12900	103	74-120	
Acetone	12500	10200	81	47-141	
Benzene	2500	2480	99	77-125	
Bromoform	2500	2990	119	48-125	
Bromomethane	2500	1810	73	39-149	
Carbon disulfide	2500	2040	82	40-136	
Carbon tetrachloride	2500	3170	127	54-135	
Chlorobenzene	2500	2440	98	76-126	
Chloroethane	2500	2130	85	23-150	
Chloroform	2500	2400	96	78-120	
Chloromethane	2500	2230	89	61-124	
cis-1,2-Dichloroethene	2500	2470	99	79-124	
Bromodichloromethane	2500	2650	106	71-121	
Cyclohexane	2500	2480	99	49-129	
Dibromochloromethane	2500	2760	110	64-120	
1,2-Dibromoethane	2500	2940	118	80-120	
Dichlorodifluoromethane	2500	2210	88	10-150	
Ethylbenzene	2500	2570	103	78-124	
Isopropylbenzene	2500	2510	101	76-120	
Methyl acetate	5000	5130	103	71-123	
Methyl tert-butyl ether	2500	2620	105	67-137	
Methylcyclohexane	2500	2650	106	50-130	
Methylene Chloride	2500	2370	95	75-118	
Tetrachloroethene	2500	2530	101	73-133	
Toluene	2500	2410	96	75-124	
trans-1,2-Dichloroethene	2500	2370	95	74-129	

Column to be used to flag recovery and RPD values

FORM III 8260C

FORM III
GC/MS VOA LAB CONTROL SAMPLE RECOVERY

Lab Name: Eurofins Buffalo Job No.: 480-195762-1

SDG No.:

Matrix: Solid Level: Medium Lab File ID: S9304.D

Lab ID: LCS 480-618165/1-A Client ID:

COMPOUND	SPIKE ADDED (ug/Kg)	LCS CONCENTRATION (ug/Kg)	LCS % REC	QC LIMITS REC	#
trans-1,3-Dichloropropene	2500	3620	145	73-120	*+
Trichloroethene	2500	2490	99	75-131	
cis-1,3-Dichloropropene	2500	3150	126	75-121	*+
Trichlorofluoromethane	2500	2310	92	29-158	
Styrene	2500	2680	107	80-120	
Vinyl chloride	2500	2160	86	59-124	

Column to be used to flag recovery and RPD values

FORM III 8260C

FORM VII
GC/MS VOA CONTINUING CALIBRATION DATA

Lab Name: Eurofins Buffalo Job No.: 480-195762-1

SDG No.:

Lab Sample ID: CCVIS 480-618182/3 Calibration Date: 03/17/2022 09:46

Instrument ID: HP5973S Calib Start Date: 02/24/2022 19:14

GC Column: ZB-624 (20) ID: 0.18(mm) Calib End Date: 02/24/2022 21:56

Lab File ID: S9301.D Conc. Units: ug/L Heated Purge: (Y/N) N

ANALYTE	CURVE TYPE	AVE RRF	RRF	MIN RRF	CALC AMOUNT	SPIKE AMOUNT	%D	MAX %D	
Dichlorodifluoromethane	Ave	2.031	1.760	0.1000	21.7	25.0	-13.4	50.0	
Chloromethane	Ave	2.570	2.238	0.1000	21.8	25.0	-12.9	20.0	
Vinyl chloride	Ave	2.337	2.025	0.1000	21.7	25.0	-13.4	20.0	
Butadiene	Ave	2.237	1.815		20.3	25.0	-18.9	20.0	
Bromomethane	Ave	1.635	1.218	0.1000	18.6	25.0	-25.5	50.0	
Chloroethane	Ave	1.573	1.228	0.1000	19.5	25.0	-21.9	50.0	
Dichlorofluoromethane	Ave	3.380	2.648		19.6	25.0	-21.7*	20.0	NT
Trichlorofluoromethane	Ave	2.959	2.350	0.1000	19.9	25.0	-20.6*	20.0	
Ethyl ether	Ave	1.964	1.542		19.6	25.0	-21.5*	20.0	NT
Acrolein	Ave	0.2545	0.1762		86.5	125	-30.8	50.0	
1,1,2-Trichloro-1,2,2-trifluoroethane	Ave	1.579	1.289	0.1000	20.4	25.0	-18.4	20.0	
1,1-Dichloroethene	Ave	1.539	1.208	0.1000	19.6	25.0	-21.5*	20.0	
Acetone	Ave	0.9351	0.8621	0.1000	115	125	-7.8	50.0	
Iodomethane	Ave	2.914	2.410		20.7	25.0	-17.3	20.0	
Carbon disulfide	Ave	4.871	3.808	0.1000	19.5	25.0	-21.8*	20.0	
Allyl chloride	Ave	2.928	2.755		23.5	25.0	-5.9	20.0	
Methyl acetate	Ave	1.913	1.836	0.1000	48.0	50.0	-4.1	50.0	
Methylene Chloride	Lin1		1.660	0.1000	22.2	25.0	-11.0	20.0	
2-Methyl-2-propanol	Ave	0.1639	0.2235		341	250	36.4	50.0	
Methyl tert-butyl ether	Ave	5.159	5.034	0.1000	24.4	25.0	-2.4	20.0	
trans-1,2-Dichloroethene	Ave	1.749	1.609	0.1000	23.0	25.0	-8.0	20.0	
Acrylonitrile	Ave	1.004	0.9886		246	250	-1.5	20.0	
Hexane	Ave	2.700	2.474		22.9	25.0	-8.4	20.0	
1,1-Dichloroethane	Ave	3.412	3.067	0.2000	22.5	25.0	-10.1	20.0	
Vinyl acetate	Ave	3.459	4.377		63.3	50.0	26.5*	20.0	NT
2,2-Dichloropropane	Ave	0.9898	1.321		33.4	25.0	33.5*	20.0	NT
cis-1,2-Dichloroethene	Ave	1.885	1.687	0.1000	22.4	25.0	-10.5	20.0	
2-Butanone (MEK)	Ave	1.185	1.255	0.1000	132	125	5.9	20.0	
Chlorobromomethane	Ave	1.063	0.9752		22.9	25.0	-8.2	20.0	
Tetrahydrofuran	Ave	0.8083	0.7822		48.4	50.0	-3.2	20.0	
Chloroform	Ave	3.246	2.953	0.2000	22.7	25.0	-9.0	20.0	
1,1,1-Trichloroethane	Ave	2.163	2.352	0.1000	27.2	25.0	8.7	20.0	
Cyclohexane	Ave	3.261	2.930	0.1000	22.5	25.0	-10.2	20.0	
Carbon tetrachloride	Ave	1.675	2.019	0.1000	30.1	25.0	20.5*	20.0	
1,1-Dichloropropene	Ave	2.312	2.272		24.6	25.0	-1.7	20.0	
Benzene	Ave	7.065	6.570	0.5000	23.3	25.0	-7.0	20.0	
Isobutyl alcohol	Ave	0.0678	0.0989		911	625	45.8	50.0	
1,2-Dichloroethane	Ave	3.027	2.848	0.1000	23.5	25.0	-5.9	20.0	
n-Heptane	Ave	2.865	2.890		25.2	25.0	0.9	20.0	
Trichloroethene	Ave	1.759	1.629	0.2000	23.2	25.0	-7.4	20.0	

FORM VII
GC/MS VOA CONTINUING CALIBRATION DATA

Lab Name: Eurofins Buffalo Job No.: 480-195762-1

SDG No.:

Lab Sample ID: CCVIS 480-618182/3 Calibration Date: 03/17/2022 09:46

Instrument ID: HP5973S Calib Start Date: 02/24/2022 19:14

GC Column: ZB-624 (20) ID: 0.18(mm) Calib End Date: 02/24/2022 21:56

Lab File ID: S9301.D Conc. Units: ug/L Heated Purge: (Y/N) N

ANALYTE	CURVE TYPE	AVE RRF	RRF	MIN RRF	CALC AMOUNT	SPIKE AMOUNT	%D	MAX %D
Methylcyclohexane	Ave	2.866	2.701	0.1000	23.6	25.0	-5.8	20.0
1,2-Dichloropropane	Ave	1.783	1.691	0.1000	23.7	25.0	-5.2	20.0
Dibromomethane	Ave	1.182	1.074	0.1000	22.7	25.0	-9.1	20.0
1,4-Dioxane	Ave	0.0124	0.0131		529	500	5.7	50.0
Bromodichloromethane	Ave	2.005	2.112	0.2000	26.3	25.0	5.3	20.0
2-Chloroethyl vinyl ether	Ave	0.9724	1.047		26.9	25.0	7.7	20.0
cis-1,3-Dichloropropene	Ave	2.074	2.503	0.2000	30.2	25.0	20.7*	20.0
4-Methyl-2-pentanone (MIBK)	Ave	1.166	1.234	0.1000	132	125	5.8	20.0
Toluene	Ave	2.236	2.084	0.4000	23.3	25.0	-6.8	20.0
trans-1,3-Dichloropropene	Ave	0.7794	1.153	0.1000	37.0	25.0	48.0*	20.0
Ethyl methacrylate	Lin1		1.001		28.1	25.0	12.3	20.0
1,1,2-Trichloroethane	Ave	0.6460	0.6382	0.1000	24.7	25.0	-1.2	20.0
Tetrachloroethene	Ave	1.027	1.019	0.2000	24.8	25.0	-0.8	20.0
1,3-Dichloropropane	Ave	1.384	1.358		24.5	25.0	-1.8	20.0
2-Hexanone	Ave	0.7335	0.8651	0.1000	147	125	17.9	20.0
Dibromochloromethane	Ave	0.6931	0.8122	0.1000	29.3	25.0	17.2	20.0
1,2-Dibromoethane	Ave	0.7015	0.8262		29.4	25.0	17.8	20.0
Chlorobenzene	Ave	2.576	2.439	0.5000	23.7	25.0	-5.3	20.0
Ethylbenzene	Ave	3.943	3.812	0.1000	24.2	25.0	-3.3	20.0
1,1,1,2-Tetrachloroethane	Ave	0.6696	0.8355		31.2	25.0	24.8*	20.0
m,p-Xylene	Ave	1.545	1.561	0.1000	25.3	25.0	1.1	20.0
o-Xylene	Ave	1.552	1.534	0.3000	24.7	25.0	-1.2	20.0
Styrene	Ave	2.476	2.519	0.3000	25.4	25.0	1.8	20.0
Bromoform	Ave	0.4345	0.5726	0.1000	33.0	25.0	31.8	50.0
Isopropylbenzene	Ave	3.872	3.568	0.1000	23.0	25.0	-7.8	20.0
Bromobenzene	Ave	1.051	0.9652		23.0	25.0	-8.1	20.0
1,1,2,2-Tetrachloroethane	Ave	0.9931	0.9378	0.3000	23.6	25.0	-5.6	20.0
N-Propylbenzene	Ave	4.270	3.998		23.4	25.0	-6.4	20.0
1,2,3-Trichloropropane	Ave	0.3620	0.3415		23.6	25.0	-5.7	20.0
trans-1,4-Dichloro-2-butene	Ave	0.3323	0.3210		24.1	25.0	-3.4	50.0
2-Chlorotoluene	Ave	0.9323	0.8716		23.4	25.0	-6.5	20.0
1,3,5-Trimethylbenzene	Ave	3.237	3.086		23.8	25.0	-4.7	20.0
4-Chlorotoluene	Ave	0.9608	0.8990		23.4	25.0	-6.4	20.0
tert-Butylbenzene	Ave	0.7501	0.7152		23.8	25.0	-4.7	20.0
1,2,4-Trimethylbenzene	Ave	3.299	3.141		23.8	25.0	-4.8	20.0
sec-Butylbenzene	Ave	4.149	3.912		23.6	25.0	-5.7	20.0
1,3-Dichlorobenzene	Ave	2.013	1.854	0.6000	23.0	25.0	-7.9	20.0
4-Isopropyltoluene	Ave	3.627	3.507		24.2	25.0	-3.3	20.0
1,4-Dichlorobenzene	Ave	2.109	1.931	0.5000	22.9	25.0	-8.4	20.0
n-Butylbenzene	Ave	3.076	2.899		23.6	25.0	-5.7	20.0
1,2-Dichlorobenzene	Ave	1.990	1.842	0.4000	23.1	25.0	-7.5	20.0

FORM VII 8260C

FORM VII
GC/MS VOA CONTINUING CALIBRATION DATA

Lab Name: Eurofins Buffalo Job No.: 480-195762-1

SDG No.:

Lab Sample ID: CCVIS 480-618182/3 Calibration Date: 03/17/2022 09:46

Instrument ID: HP5973S Calib Start Date: 02/24/2022 19:14

GC Column: ZB-624 (20) ID: 0.18(mm) Calib End Date: 02/24/2022 21:56

Lab File ID: S9301.D Conc. Units: ug/L Heated Purge: (Y/N) N

ANALYTE	CURVE TYPE	AVE RRF	RRF	MIN RRF	CALC AMOUNT	SPIKE AMOUNT	%D	MAX %D
1,2-Dibromo-3-Chloropropane	Ave	0.1369	0.1835	0.0500	33.5	25.0	34.0	50.0
1,2,4-Trichlorobenzene	Ave	1.477	1.409	0.2000	23.9	25.0	-4.5	20.0
Hexachlorobutadiene	Ave	0.6817	0.6689		24.5	25.0	-1.9	20.0
Naphthalene	Ave	3.771	3.780		25.1	25.0	0.2	20.0
1,2,3-Trichlorobenzene	Ave	1.482	1.423		24.0	25.0	-4.0	20.0
Dibromofluoromethane (Surr)	Ave	1.415	1.408		24.9	25.0	-0.5	20.0
1,2-Dichloroethane-d4 (Surr)	Ave	0.9107	0.9252		25.4	25.0	1.6	20.0
Toluene-d8 (Surr)	Ave	2.635	2.676		25.4	25.0	1.5	20.0
4-Bromofluorobenzene (Surr)	Ave	0.8401	0.9009		26.8	25.0	7.2	20.0

FORM VII
GC/MS VOA CONTINUING CALIBRATION DATA

Lab Name: Eurofins Buffalo Job No.: 480-195762-1

SDG No.:

Lab Sample ID: CCVIS 480-617960/27 Calibration Date: 03/15/2022 20:18

Instrument ID: HP5977M Calib Start Date: 12/08/2021 14:19

GC Column: ZB-624 (30) VOA ID: 0.25(mm) Calib End Date: 12/08/2021 16:43

Lab File ID: M02695.D Conc. Units: ug/L Heated Purge: (Y/N) Y

ANALYTE	CURVE TYPE	AVE RRF	RRF	MIN RRF	CALC AMOUNT	SPIKE AMOUNT	%D	MAX %D	
Dichlorodifluoromethane	Ave	1.473	1.797	0.1000	61.0	50.0	22.0	50.0	
Chloromethane	Ave	2.120	2.401	0.1000	56.6	50.0	13.3	20.0	
Vinyl chloride	Ave	1.643	1.909	0.1000	58.1	50.0	16.2	20.0	
Butadiene	Ave	1.682	1.792		53.3	50.0	6.5	20.0	
Bromomethane	Ave	1.056	1.129	0.1000	53.4	50.0	6.9	50.0	
Chloroethane	Ave	0.9681	0.8915	0.1000	46.0	50.0	-7.9	50.0	
Trichlorofluoromethane	Ave	2.213	2.169	0.1000	49.0	50.0	-2.0	20.0	
Dichlorofluoromethane	Ave	2.453	2.563		52.2	50.0	4.5	20.0	
Ethyl ether	Lin1		1.250		49.6	50.0	-0.7	20.0	
1,1,2-Trichloro-1,2,2-trifluoroethane	Ave	1.178	0.7661	0.1000	32.5	50.0	-35.0*	20.0	
Acrolein	Ave	0.2319	0.1248		134	250	-46.2	50.0	
1,1-Dichloroethene	Ave	1.069	0.9926	0.1000	46.4	50.0	-7.2	20.0	
Acetone	Ave	0.6606	0.6308	0.1000	239	250	-4.5	50.0	
Iodomethane	Ave	2.019	1.879		46.5	50.0	-6.9	20.0	
Carbon disulfide	Ave	4.367	3.293	0.1000	37.7	50.0	-24.6*	20.0	
Allyl chloride	Ave	2.395	2.512		52.4	50.0	4.9	20.0	
Methyl acetate	Ave	1.341	1.164	0.1000	86.8	100	-13.2	50.0	
Methylene Chloride	Lin1		1.483	0.1000	42.9	50.0	-14.2	20.0	
2-Methyl-2-propanol	Ave	0.2489	0.2213		445	500	-11.1	50.0	
Methyl tert-butyl ether	Ave	4.433	3.291	0.1000	37.1	50.0	-25.8*	20.0	NT
trans-1,2-Dichloroethene	Ave	1.205	1.275	0.1000	52.9	50.0	5.8	20.0	
Acrylonitrile	Ave	0.6781	0.5884		434	500	-13.2	20.0	
Hexane	Ave	1.988	2.546		64.1	50.0	28.1*	20.0	NT
1,1-Dichloroethane	Ave	2.499	2.653	0.2000	53.1	50.0	6.2	20.0	
Vinyl acetate	Ave	3.379	3.634		108	100	7.6	20.0	
2,2-Dichloropropane	Ave	1.454	1.865		64.1	50.0	28.3*	20.0	NT
cis-1,2-Dichloroethene	Ave	1.365	1.419	0.1000	52.0	50.0	3.9	20.0	
2-Butanone (MEK)	Ave	0.8687	0.8447	0.1000	243	250	-2.8	20.0	
Chlorobromomethane	Ave	0.6757	0.6407		47.4	50.0	-5.2	20.0	
Tetrahydrofuran	Ave	0.5663	0.5282		93.3	100	-6.7	20.0	
Chloroform	Ave	2.538	2.632	0.2000	51.9	50.0	3.7	20.0	
1,1,1-Trichloroethane	Ave	2.145	2.206	0.1000	51.4	50.0	2.9	20.0	
Cyclohexane	Ave	2.437	2.083	0.1000	42.7	50.0	-14.5	20.0	
Carbon tetrachloride	Ave	1.800	1.958	0.1000	54.4	50.0	8.8	20.0	
1,1-Dichloropropene	Ave	1.675	1.963		58.6	50.0	17.2	20.0	
Benzene	Ave	4.630	4.989	0.5000	53.9	50.0	7.8	20.0	
Isobutyl alcohol	Ave	0.0950	0.0938		1230	1250	-1.2	50.0	
1,2-Dichloroethane	Ave	2.337	2.412	0.1000	51.6	50.0	3.2	20.0	
n-Heptane	Ave	2.188	2.825		64.6	50.0	29.1*	20.0	
Trichloroethene	Ave	1.246	1.371	0.2000	55.0	50.0	10.0	20.0	

5A-IN
MATRIX SPIKE SAMPLE RECOVERY
METALS

Client ID: GSB-1 MS

Lab ID: 480-195762-1 MS

Lab Name: Eurofins Buffalo

Job No.: 480-195762-1

SDG No.:

Matrix: Solid

Concentration Units: mg/Kg

% Solids: 83.8

Analyte	SSR	C	Sample Result (SR)	C	Spike Added (SA)	%R	Control Limit %R	Q	Method
Arsenic	42.60		4.0		46.3	83	75-125		6010C
Barium	122.3		65.6		46.3	122	75-125		6010C
Lead	57.94		14.2		46.3	95	75-125		6010C
Zinc	84.63		60.2		46.3	53	75-125	F1 ^+	6010C

SSR = Spiked Sample Result

Calculations are performed before rounding to avoid round-off errors in calculated results.
Note - Results and Reporting Limits have been adjusted for dry weight.

FORM VA - IN

5A-IN
MATRIX SPIKE DUPLICATE SAMPLE RECOVERY
METALS

Client ID: GSB-1 MSD

Lab ID: 480-195762-1 MSD

Lab Name: Eurofins Buffalo

Job No.: 480-195762-1

SDG No.:

Matrix: Solid

Concentration Units: mg/Kg

% Solids: 83.8

Analyte	(SDR)	C	Spike Added (SA)	%R	Control Limit %R	RPD	RPD Limit	Q	Method
Arsenic	44.79		45.9	89	75-125	5	20		6010C
Barium	138.1		45.9	158	75-125	12	20	F1	6010C
Lead	59.06		45.9	98	75-125	2	20		6010C
Zinc	92.20		45.9	70	75-125	9	20	^+ F1	6010C

SDR = Sample Duplicate Result

Calculations are performed before rounding to avoid round-off errors in calculated results.
Note - Results and Reporting Limits have been adjusted for dry weight.

FORM VD - IN

5B-IN
POST DIGESTION SPIKE SAMPLE RECOVERY
METALS

Client ID: GSB-1 PDS

Lab ID: 480-195762-1 PDS

Lab Name: Eurofins Buffalo

Job No.: 480-195762-1

SDG No.:

Matrix: Solid

Concentration Units: mg/Kg

Analyte	SSR	C	Sample Result (SR)	C	Spike Added (SA)	%R	Control Limit %R	Q	Method
Arsenic	47.29		4.0		47.2	92	80-120		6010C
Barium	98.93		65.6		47.2	71	80-120	W	6010C
Lead	61.07		14.2		47.2	99	80-120		6010C
Zinc	94.92		60.2		47.2	74	80-120	W ^+	6010C

SSR = Spiked Sample Result

Calculations are performed before rounding to avoid round-off errors in calculated results.
Note - Results and Reporting Limits have been adjusted for dry weight.

FORM VB - IN

8-IN
ICP-AES AND ICP-MS SERIAL DILUTIONS
METALS

Lab ID: 480-195762-1

SDG No:

Lab Name: Eurofins Buffalo Job No: 480-195762-1

Matrix: Solid Concentration Units: mg/Kg

Analyte	Initial Sample Result (I)	C	Serial Dilution Result (S)	C	% Difference	Q	Method
Arsenic	4.0		4.46	J	NC		6010C
Barium	65.6		75.85		16	V	6010C
Lead	14.2		14.10		0.46		6010C
Zinc	60.2		73.98		23	V ^+	6010C

Calculations are performed before rounding to avoid round-off errors in calculated results.

FORM VIII-IN

Appendix C

Validator Qualifications

KENNETH R. APPLIN
Geochemist/Data Validator

Ph.D., Geochemistry and Mineralogy, The Pennsylvania State University

M.S., Geochemistry and Mineralogy, The Pennsylvania State University

B.A., Geological Sciences, SUNY at Geneseo, NY

Dr. Applin has over 35 years of experience working with the geochemistry of natural waters. His prior experience includes working as an Assistant Professor of Geology at the University of Missouri-Columbia and as Chief Hydrogeologist and Geochemist with a leading engineering firm in Rochester, NY. In 1993, he established KR Applin and Associates, a small consulting business that focuses on the geochemistry of natural waters, especially as applied to problems involving the contamination of groundwater and surface water.

Dr. Applin is also an experienced analytical data validator and has provided data validation services since 1994 to a variety of clients performing brownfield cleanup projects, hazardous waste remediation, groundwater monitoring at solid waste facilities, and other projects requiring third-party data validation. Dr. Applin has several years of hands-on experience with the laboratory analysis of natural waters and has successfully completed the USEPA Region II certification courses for performing inorganic and organic analytical data validation.

MICHAEL K. PERRY
Chemist/Data Validator

B.S. Chemistry, Georgia State University, Atlanta, GA

A.A.S., Chemical Technology, Alfred State College, Alfred, NY

Mr. Perry has over 30 years of experience in the analytical laboratory business. During his early career, he spent several years as a laboratory analyst performing the analysis of soil, water, and air samples for inorganic and organic chemical parameters. During his last 20 years in the environmental laboratory business, he managed and directed two major analytical laboratories in Rochester, NY. His management responsibilities included oversight of the daily operations of the lab, staff training and supervision, the selection, purchase, and maintenance of analytical instruments, the introduction of new laboratory methods, analytical quality assurance and quality control, data acquisition and management, and other business-related activities.

Mr. Perry has an extensive working knowledge of the methods and procedures used for sampling and analyzing both inorganic and organic analytes in soil, water, and air. He is an accomplished laboratory chemist and is familiar with the analytical methods and procedures established under the USEPA Contract Laboratory Protocols (CLP), the NYSDEC Analytical Services Protocols (ASP), and the NYSDOH Environmental Laboratory Approval Program (ELAP).

DATA USABILITY SUMMARY REPORT (DUSR)

Pilgrim Village Family
951 Ellicott St.
Buffalo, NY 14209
NYSDEC BCP # C915363

SDG: J195789-1
3 soil samples

Prepared for:

BE3 Corp.
960 Busti Avenue
Suite 150-B
Buffalo, NY 14213
Attention: Dalton Stack

March 2022

EDU *Environmental Data Usability 10028 Deer Park Dr. Dansville, NY 14437 585-991-9156*

Table of Contents

Page No.

REVIEWER'S NARRATIVE

1.0 SUMMARY 1

2.0 INTRODUCTION 1

3.0 SAMPLE AND ANALYSIS SUMMARY 2

4.0 GUIDANCE DOCUMENTS AND DATA REVIEW CRITERIA 2

5.0 DATA VALIDATION QUALIFIERS 3

6.0 RESULTS OF THE DATA REVIEW 4

7.0 TOTAL USABLE DATA 4

APPENDIX A Validated Analytical Results
APPENDIX B Laboratory QC Documentation
APPENDIX C Validator Qualifications

Tables

Table 4-1 Data Validation Guidance Documents
Table 4-2 Quality Control Criteria for Validating Laboratory Analytical Data

Summaries of Validated Results
Table 6-1 VOCs
Table 6-2 SVOCs
Table 6-3 Metals

REVIEWER'S NARRATIVE
BE3 SDG J195789-1: Pilgrim Village Family

The data associated with this Sample Delivery Group (SDG) J195789-1, analyzed by Eurofins Buffalo, Buffalo, NY have been reviewed in accordance with assessment criteria provided by the New York State Department of Environmental Conservation following the review procedures provided in the USEPA Functional Guidelines for evaluating organic and inorganic data.

All analytical results reported by the laboratory are considered valid and acceptable except results that have been qualified as rejected, “R”. Results qualified as estimated “J”, or as non-detects, “U”, are considered usable for the purpose of evaluating water and/or soil quality. However, these qualifiers indicate that the accuracy and/or precision of the analytical result is questionable. A summary of all data that have been qualified and the reasons for qualification are provided in the following data usability summary report (DUSR).

Two facts should be noted by all data users. First, the “R” qualifier means that the associated value is unusable. In other words, due to significant quality control (QC) problems, the analysis is invalid and provides no information as to whether the analyte is present or not. Values qualified with an “R” should not appear on the final data tables because they cannot be relied upon, even as the last resort. Second, no analyte concentration, even if it has passed all QC tests, is guaranteed to be accurate. Strict QC serves to increase confidence in data, but any value potentially contains error.

Reviewer's Signature: Michael K. Perry Date: 3/28/2022

Michael K. Perry
Chemist

1.0 SUMMARY

SITE:	Pilgrim Village Family 951 Ellicott St. Buffalo, NY 14209
SAMPLING DATE:	March 15, 2022
SAMPLE TYPE:	3 soil samples
LABORATORY:	Eurofins Buffalo Buffalo, NY
SDG No.:	J195789-1

2.0 INTRODUCTION

This data usability summary report (DUSR) was prepared in accordance with guidance provided by the New York State Department of Environmental Conservation (NYSDEC). The DUSR is based on a review and evaluation of the laboratory analytical data package. Specifically, the NYSDEC guidance recommends review and evaluation of the following elements of the data package:

- Completeness of the data package as defined under the requirements of the NYSDEC Analytical Services Protocols (ASP) Category B or the United States Environmental Protection Agency (USEPA) Contract Laboratory Program (CLP) deliverables,
- Compliance with established analyte holding times,
- Adherence to quality control (QC) limits and specifications for blanks, instrument tuning and calibration, surrogate recoveries, spike recoveries, laboratory duplicate analyses, and other QC criteria,
- Adherence to established analytical protocols,
- Conformance of data summary sheets with raw analytical data, and
- Use of correct data qualifiers.

Data deficiencies, analytical protocol deviations, and quality control problems identified using the review criteria above and their effect on the analytical results are discussed in this report.

3.0 SAMPLE AND ANALYSIS SUMMARY

The data package consists of analytical results for three soil samples collected on March 15, 2022. These samples were analyzed for Volatile Organic Compounds (VOCs), Semi-volatile Organic Compounds (SVOCs), and Metals.

All analyses were performed by Eurofins Buffalo, Buffalo, NY and analyzed as SDG J195789-1. The analytical results were provided in NYSDEC ASP Category B format, which includes all raw analytical data and laboratory QC data.

4.0 GUIDANCE DOCUMENTS AND DATA REVIEW CRITERIA

The guidance documents appropriate for reviewing laboratory quality control (QC) data and assigning data qualifiers (flags) to analytical results were selected from those listed in Table 4-1. The QC limits established in the documents applicable to this data review were used to assess the quality of the analytical results. In some cases, however, QC limits established internally by the laboratory were taken into account to determine data quality.

The QC criteria considered for assessing the usability of the reported analytical results provided for each analyte type (i.e. VOCs, SVOCs, metals, etc.) are listed in Table 4-2. These criteria may vary with the analytical method utilized by the laboratory. These criteria comply with the guidance recommended in Section 2.0 above.

5.0 DATA VALIDATION QUALIFIERS

The letter qualifiers (flags) used to define data usability are described briefly below. These letters are assigned by the data validator to analytical results having questionable accuracy and/or precision as determined by reviewing the laboratory QC data associated with the analytical results.

TABLE 4-1

Guidance Used For Validating Laboratory Analytical Data

Analyte Group	Guidance	Date
Metals (ICP-AES)	USEPA SOP HW-3a, Rev. 1	September 2016
Metals (Hg & CN)	USEPA SOP HW-3c, Rev. 1	September 2016
Volatile Organic Compounds (by Methods 8260B & 8260C)	USEPA SOP HW-24, Rev. 4	September 2014
Semi-Volatile Organic Compounds (by Method 8270D)	USEPA SOP HW-22 Rev. 5	December 2010
Pesticides (by Method 8181B)	USEPA SOP HW-44, Rev. 1.1	December 2010
Chlorinated Herbicides (by Method 8151A)	USEPA SOP HW-17, Rev. 3.1	December 2010
Polychlorinated Biphenyls (PCBs)	USEPA SOP HW-37A, Rev. 0	June 2015
Volatile Organic Compounds (Air) (by Method TO-15)	USEPA SOP HW-31, Rev. 6	September 2016
Per- and PolyFluoroAlkyl Substances (PFAS)	* NYSDEC	January 2021
General Chemistry Parameters	per NYSDEC ASP	July 2005

* Sampling, Analysis, and Assessment of Per- and Polyfluoroalkyl Substances (PFAS) Under NYSDEC's Part 375 Remedial Programs, Appendix I

TABLE 4-2

QUALITY CONTROL CRITERIA USED FOR VALIDATING LABORATORY ANALYTICAL DATA

VOCs	SVOCs	Pesticides/PCBs	Metals	Gen Chemistry	PFAS
Completeness of Pkg	Completeness of Pkg	Completeness of Pkg	Completeness of Pkg	Completeness of Pkg	Completeness of Pkg
Sample Preservation	Sample Preservation	Sample Preservation	Sample Preservation	Sample Preservation	Sample Preservation
Holding Time	Holding Time	Holding Time	Holding Time	Holding Times	Holding Time
System Monitoring Compounds	Surrogate Recoveries	Surrogate Recoveries	Initial/Continuing Calibration	Calibration	Instr Performance Check
Lab Control Sample	Lab Control Sample	Matrix Spikes	CRDL Standards	Lab Control Samples	Initial Calibration
Matrix Spikes	Matrix Spikes	Blanks	Blanks	Blanks	Continuing Calibration
Blanks	Blanks	Instrument Calibration & Verification	Interference Check Sample	Spike Recoveries	Blanks
Instrument Tuning	Instrument Tuning	Comparison of duplicate GC column results	Spike Recoveries	Lab Duplicates	Surrogates
Internal Standards	Internal Standards	Analyte ID	Lab Duplicate		Lab Fortified Blank
Initial Calibration	Initial Calibration	Lab Qualifiers	Lab Control Sample		Matrix Spikes
Continuing Calibration	Continuing Calibration	Field Duplicate	ICP Serial Dilutions		Internal Standards
Lab Qualifiers	Lab Qualifiers		Lab Qualifiers		
Field Duplicate	Field Duplicate		Field Duplicate		

Method TO-15 (Air)
Completeness of Pkg
Sample Preservation
Holding Time
Canister Certification
Instrument Tuning
Initial Calibration and Instrument Performance
Daily Calibration
Blanks
Lab Control Sample
Field Duplicate

The laboratory may also use various letters and symbols to flag analytical results generated when QC limits were exceeded. The meanings of these flags may differ from those used by the independent data validator. Those used by the laboratory are provided with the analytical results.

NOTE: The assignment of data qualifiers by the data reviewer (validator) to laboratory analytical results should not necessarily be interpreted by the data user as a measure of laboratory ability or proficiency. Rather, the qualifiers are intended to provide a measure of data accuracy and precision to the data user, which, for example, may provide a level of confidence in determining whether or not standards or cleanup objectives have been met.

U The analyte was analyzed for but was not detected at or above the sample quantitation limit.

J The analyte was positively identified; the associated numerical value is the *approximate* concentration of the analyte in the sample. (The magnitude of any ± value associated with the result is not determined by data validation).

J+ The result is an estimated quantity and may be biased high.

J- The result is an estimated quantity and may be biased low.

UJ The analyte was analyzed for but not detected. The reported quantitation limit is approximate and may inaccurate or imprecise.

R The sample result is rejected (i.e., is unusable) due to serious deficiencies in the ability to analyze the sample and meet quality control criteria. The presence or absence of the analyte cannot be verified.

NJ The analysis indicates the presence of an analyte that has been "tentatively identified" and the associated numerical value represents its approximate concentration.

The validated analytical results are attached to this report. Validation qualifiers (flags) are indicated in red print. Data sheets having qualified data are signed and dated by the data reviewer.

6.0 RESULTS OF THE DATA REVIEW

The results of the data review are summarized in Tables 6-1 through 6-3. The tables list the samples where QC criteria were found to exceed acceptable limits and the actions taken to qualify the associated analytical results.

7.0 TOTAL USABLE DATA

For SDG J195789-1, three samples were analyzed and results were reported for 1080 analytes. Even though some results were flagged with a "J" as estimated, all results (100 %) are considered usable. See the summary table for the analyses that have rejected/qualified and the corresponding QC reasons.

NOTE: 1) As noted by the laboratory, the soil samples were not collected following SW846 5035A protocol. This adds an element of uncertainty to the analytical results for volatile organic analytes (VOAs). Although not specifically indicated on the final data sheets with a "J" flag, the VOA analytical results should be considered estimated, but usable.

Table 6-1 8260 VOCs

SAMPLES AFFECTED	ANALYTES	ACTION	QC VIOLATION	COMMENTS
All samples	Tetrachloroethene	J detects	LCS rec > QC limit	Data are estimated
B-49	1,1,2,2-Tetrachloroethane Trichloro-trifluoromethane Methyl tert-butylether Methylene chloride Carbon disulfide Chloroethane Trichlorofluoromethane	J detects UJ non-detects	MS/MSD < QC limit	Data are estimated
All samples	Vinyl chloride Trichloro-trifluoroethane Methyl tert-butylether Tetrchloroethene Ethyl benzene	J detects UJ non-detects	CCV > QC limit	Data are estimated

Table 6-2 8270 SVOCs

SAMPLES AFFECTED	ANALYTES	ACTION	QC VIOLATION	COMMENTS
none			none	

Table 6-3 Metals

SAMPLES AFFECTED	ANALYTES	ACTION	QC VIOLATION	COMMENTS
none			none	

ACRONYMS

BSP	Blank Spike
CCAL	Continuing Calibration
CCB	Continuing Calibration Blank
CCV	Continuing Calibration Verification
CRDL	Contract Required Detection Limit
CRQL	Contract Required Quantitation Limit
%D	Percent Difference
ICAL	Initial Calibration
ICB	Initial Calibration Blank
IS	Internal Standard
LCS	Laboratory Control Sample
MS/MSD	Matrix Spike/Matrix Spike Duplicate
QA	Quality Assurance
QC	Quality Control
%R	Percent recovery
RPD	Relative Percent Difference
RRF	Relative Response Factor
%RSD	Percent Relative Standard Deviation
TAL	Target Analyte List (metals)
TCL	Target Compound List (organics)

Appendix A

Validated Analytical Results

ANALYTICAL REPORT

Job Number: 480-195789-1

Job Description: Project #1 - Pilgrim Village Family

For:
Brydges Engineering in Environment & Energy DPC
960 Busti Ave
Suite B-150
Buffalo, NY 14213

Attention: Dalton Stack

Approved for release.
Rebecca M Jones
Project Management Assistant I
3/22/2022 2:22 PM

Designee for
John Beninati, Project Manager
10 Hazelwood Drive, Amherst, NY, 14228-2298
john.beninati@eurofinset.com
03/22/2022

The test results in this report meet all NELAP requirements for parameters for which accreditation is required or available. Any exceptions to the NELAP requirements are noted in this report. Pursuant to NELAP, this report may not be reproduced, except in full, without the written approval of the laboratory. This report is confidential and is intended for the sole use of Eurofins Environment Testing Northeast, LLC Buffalo and its client. All questions regarding this report should be directed to the Eurofins Environment Testing Northeast, LLC Buffalo Project Manager or designee who has signed this report.

The test results in this report relate only to the samples as received by the laboratory and will meet all requirements of the methodology, with any exceptions noted. This report shall not be reproduced except in full, without the express written approval of the laboratory. All questions should be directed to the Eurofins Environment Testing Northeast, LLC Project Manager.

This report has been electronically signed and authorized by the signatory. Electronic signature is intended to be the legally binding equivalent of a traditionally handwritten signature.

Eurofins Buffalo
10 Hazelwood Drive, Amherst, NY 14228-2298
Tel (716) 691-2600 Fax (716) 691-7991 www.EurofinsUS.com

Job Narrative
480-195789-1

Comments
No additional comments.

Receipt
The samples were received on 3/15/2022 4:20 PM. Unless otherwise noted below, the samples arrived in good condition, and where required, properly preserved and on ice. The temperature of the cooler at receipt was 18.9º C.

GC/MS VOA
Method 8260C: The laboratory control sample (LCS) for preparation batch 480-618147 and analytical batch 480-618148 recovered outside control limits for the following analyte: Tetrachloroethene. This analyte was biased high in the LCS and was not detected in the associated samples; therefore, the data have been reported. The associated samples are: B-47 (480-195789-1), B-48 (480-195789-2) and B-49 (480-195789-3).

Method 8260C: The continuing calibration verification (CCV) associated with batch 480-618148 recovered above the upper control limit for Ethylbenzene, Tetrachloroethene and Vinyl chloride. The samples associated with this CCV were non-detects for the affected analytes; therefore, the data have been reported. The associated samples are impacted: B-47 (480-195789-1), B-48 (480-195789-2) and B-49 (480-195789-3).

Method 8260C: The continuing calibration verification (CCV) associated with batch 480-618148 recovered outside acceptance criteria, low biased, for 1,1,2-Trichloro-1,2,2-trifluoroethane and Methyl tert-butyl ether. A reporting limit (RL) standard was analyzed, and the target analytes are detected. Since the associated samples were non-detect for the analyte(s), the data are reported. The associated samples are: B-47 (480-195789-1), B-48 (480-195789-2) and B-49 (480-195789-3).

No additional analytical or quality issues were noted, other than those described above or in the Definitions/Glossary page.

GC/MS Semi VOA
No analytical or quality issues were noted, other than those described in the Definitions/Glossary page.

Metals
Method 6010C: The method blank for preparation batch 480-618078 and analytical batch 480-618594 contained Total Zinc above the reporting limit (RL). Associated samples B-47 (480-195789-1), B-48 (480-195789-2) and B-49 (480-195789-3) were not re-extracted and/or re-analyzed because results were greater than 10X the value found in the method blank.

No additional analytical or quality issues were noted, other than those described above or in the Definitions/Glossary page.

Organic Prep
No analytical or quality issues were noted, other than those described in the Definitions/Glossary page.

Sample Summary

Client: Brydges Engineering in Environment & Energy DPC
Job ID: 480-195789-1
Project/Site: Project #1 - Pilgrim Village Family

Lab Sample ID	Client Sample ID	Matrix	Collected	Received
480-195789-1	B-47	Solid	03/15/22 11:10	03/15/22 16:20
480-195789-2	B-48	Solid	03/15/22 11:30	03/15/22 16:20
480-195789-3	B-49	Solid	03/15/22 11:40	03/15/22 16:20

Eurofins Buffalo
10 Hazelwood Drive
Amherst, NY 14228-2298
Phone: 716-691-2600 Fax: 716-691-7991

Chain of Custody Record

eurofins | Environment Testing America

Client Information	Sampler: LIBBY BRODERICK	Lab PM: Beninati, John	Carrier Tracking No(s):	COC No: 480-171541-37182.1
Client Contact: Mr. Jake Tracy	Phone: 716-545-2143	E-Mail: john.beninati@eurofinset.com	State of Origin:	Page: Page 1 of 2
Company: Brydges Engineering in Environment & Energy DPC	PWSID:			Job #:
Address: 960 Busti Ave Suite B-150	Due Date Requested: 3/21/22			
City: Buffalo	TAT Requested (days): 4 DAYS			
State, Zip: NY, 14213	Compliance Project: Δ Yes Δ No			
Phone: 716-249-6880(Tel)	PO #: Purchase Order not required			
Email: jtracy@be3corp.com	WO #:			
Project Name: Project #1 - Pilgrim Village Family	Project #: 48024826			
Site:	SSOW#:			

Analysis Requested

Preservation Codes: A - HCL, B - NaOH, C - Zn Acetate, D - Nitric Acid, E - NaHSO4, F - MeOH, G - Amchlor, H - Ascorbic Acid, I - Ice, J - DI Water, K - EDTA, L - EDA; M - Hexane, N - None, O - AsNaO2, P - Na2O4S, Q - Na2SO3, R - Na2S2O3, S - H2SO4, T - TSP Dodecahydrate, U - Acetone, V - MCAA, W - pH 4-5, Z - other (specify)

Other:

Sample Identification	Sample Date	Sample Time	Sample Type (C=comp, G=grab)	Matrix (W=water, S=solid, O=waste/oil, BT=Tissue, A=Air)	Field Filtered Sample (Yes or No)	Perform MS/MSD (Yes or No)	6010C, 7471B (AS, BA, PB, ZN)	8270D - TCL SVOCs	8260C - TCL VOCs (LL Bulk)	~~8081B, 8082A, 8270D~~	Total Number of containers	Special Instructions/Note:
			Preservation Code:				N	N	N	N		
B-47	3/15/22	11:10	G	Solid	N	N	✓	✓	✓		2	
B-48	3/15/22	11:30	G	Solid	N	N	✓	✓	✓		2	
B-49	3/15/22	11:40	G	Solid	N	N	✓	✓	✓		2	
				Solid								
				Solid								
				Solid								
				Solid								
				Solid								
				Solid								
				Solid								
				Solid								

480-195789 Chain of Custody

Possible Hazard Identification
☑ Non-Hazard ☐ Flammable ☐ Skin Irritant ☐ Poison B ☐ Unknown ☐ Radiological

Sample Disposal (A fee may be assessed if samples are retained longer than 1 month)
☐ Return To Client ☐ Disposal By Lab ☐ Archive For _____ Months

Deliverable Requested: I, II, III, IV, Other (specify) NYS DEC CAT B W/EDD

Special Instructions/QC Requirements:

Empty Kit Relinquished by:	Date:	Time:	Method of Shipment: 1602

Relinquished by:	Date/Time: 3/15/22 4:00	Company	Received by:	Date/Time: 3/15/22 4:20	Company
Relinquished by:	Date/Time:	Company	Received by:	Date/Time:	Company
Relinquished by:	Date/Time:	Company	Received by:	Date/Time:	Company

Custody Seals Intact: Δ Yes Δ No | Custody Seal No.: | Cooler Temperature(s) °C and Other Remarks: 18.9 #1 NO ICE

Ver: 06/08/2021

Method 8260C

Volatile Organic Compounds (GC/MS) by Method 8260C

FORM I
GC/MS VOA ORGANICS ANALYSIS DATA SHEET

Lab Name: Eurofins Buffalo | Job No.: 480-195789-1
SDG No.:
Client Sample ID: B-47 | Lab Sample ID: 480-195789-1
Matrix: Solid | Lab File ID: M02736.D
Analysis Method: 8260C | Date Collected: 03/15/2022 11:10
Sample wt/vol: 5.05(g) | Date Analyzed: 03/16/2022 23:21
Soil Aliquot Vol: | Dilution Factor: 1
Soil Extract Vol.: | GC Column: ZB-624 (30) VOA ID: 0.25(mm)
% Moisture: 20.8 | Level: (low/med) Low
Analysis Batch No.: 618148 | Units: ug/Kg

CAS NO.	COMPOUND NAME	RESULT	Q	RL	MDL	
71-55-6	1,1,1-Trichloroethane	6.2	U vs	6.2	0.45	
79-34-5	1,1,2,2-Tetrachloroethane	6.2	U vs	6.2	1.0	
76-13-1	1,1,2-Trichloro-1,2,2-trifluoroethane	6.2	U vs	6.2	1.4	UJ
79-00-5	1,1,2-Trichloroethane	6.2	U vs	6.2	0.81	
75-34-3	1,1-Dichloroethane	6.2	U vs	6.2	0.76	
75-35-4	1,1-Dichloroethene	6.2	U vs	6.2	0.76	
120-82-1	1,2,4-Trichlorobenzene	6.2	U vs	6.2	0.38	
96-12-8	1,2-Dibromo-3-Chloropropane	6.2	U vs	6.2	3.1	
106-93-4	1,2-Dibromoethane	6.2	U vs	6.2	0.80	
95-50-1	1,2-Dichlorobenzene	6.2	U vs	6.2	0.49	
107-06-2	1,2-Dichloroethane	6.2	U vs	6.2	0.31	
78-87-5	1,2-Dichloropropane	6.2	U vs	6.2	3.1	
541-73-1	1,3-Dichlorobenzene	6.2	U vs	6.2	0.32	
106-46-7	1,4-Dichlorobenzene	6.2	U vs	6.2	0.87	
78-93-3	2-Butanone (MEK)	31	U vs	31	2.3	
591-78-6	2-Hexanone	31	U vs	31	3.1	
108-10-1	4-Methyl-2-pentanone (MIBK)	31	U vs	31	2.0	
67-64-1	Acetone	11	J vs	31	5.3	
71-43-2	Benzene	6.2	U vs	6.2	0.31	
75-27-4	Bromodichloromethane	6.2	U vs	6.2	0.84	
75-25-2	Bromoform	6.2	U vs	6.2	3.1	
74-83-9	Bromomethane	6.2	U vs	6.2	0.56	
75-15-0	Carbon disulfide	6.2	U vs	6.2	3.1	
56-23-5	Carbon tetrachloride	6.2	U vs	6.2	0.60	
108-90-7	Chlorobenzene	6.2	U vs	6.2	0.82	
75-00-3	Chloroethane	6.2	U vs	6.2	1.4	
67-66-3	Chloroform	6.2	U vs	6.2	0.39	
74-87-3	Chloromethane	6.2	U vs	6.2	0.38	
156-59-2	cis-1,2-Dichloroethene	6.2	U vs	6.2	0.80	
10061-01-5	cis-1,3-Dichloropropene	6.2	U vs	6.2	0.90	
110-82-7	Cyclohexane	6.2	U vs	6.2	0.87	
124-48-1	Dibromochloromethane	6.2	U vs	6.2	0.80	
75-71-8	Dichlorodifluoromethane	6.2	U vs	6.2	0.52	
100-41-4	Ethylbenzene	6.2	U vs	6.2	0.43	UJ
98-82-8	Isopropylbenzene	6.2	U vs	6.2	0.94	

FORM I
GC/MS VOA ORGANICS ANALYSIS DATA SHEET

Lab Name: Eurofins Buffalo | Job No.: 480-195789-1

SDG No.:

Client Sample ID: B-47 | Lab Sample ID: 480-195789-1

Matrix: Solid | Lab File ID: M02736.D

Analysis Method: 8260C | Date Collected: 03/15/2022 11:10

Sample wt/vol: 5.05(g) | Date Analyzed: 03/16/2022 23:21

Soil Aliquot Vol: | Dilution Factor: 1

Soil Extract Vol.: | GC Column: ZB-624 (30) VOA ID: 0.25(mm)

% Moisture: 20.8 | Level: (low/med) Low

Analysis Batch No.: 618148 | Units: ug/Kg

CAS NO.	COMPOUND NAME	RESULT	Q	RL	MDL	
79-20-9	Methyl acetate	31	U vs	31	3.8	
1634-04-4	Methyl tert-butyl ether	6.2	U vs	6.2	0.61	UJ
108-87-2	Methylcyclohexane	6.2	U vs	6.2	0.95	
75-09-2	Methylene Chloride	6.2	U vs	6.2	2.9	
100-42-5	Styrene	6.2	U vs	6.2	0.31	
127-18-4	Tetrachloroethene	6.2	U vs *+	6.2	0.84	
108-88-3	Toluene	6.2	U vs	6.2	0.47	
156-60-5	trans-1,2-Dichloroethene	6.2	U vs	6.2	0.64	
10061-02-6	trans-1,3-Dichloropropene	6.2	U vs	6.2	2.7	
79-01-6	Trichloroethene	6.2	U vs	6.2	1.4	UJ
75-69-4	Trichlorofluoromethane	6.2	U vs	6.2	0.59	
75-01-4	Vinyl chloride	6.2	U vs	6.2	0.76	UJ
1330-20-7	Xylenes, Total	12	U vs	12	1.0	

CAS NO.	SURROGATE	%REC	Q	LIMITS
17060-07-0	1,2-Dichloroethane-d4 (Surr)	100		64-126
460-00-4	4-Bromofluorobenzene (Surr)	105		72-126
1868-53-7	Dibromofluoromethane (Surr)	100		60-140
2037-26-5	Toluene-d8 (Surr)	101		71-125

MKP 3/28/2022

FORM I
GC/MS VOA ORGANICS ANALYSIS DATA SHEET

Lab Name: Eurofins Buffalo | Job No.: 480-195789-1
SDG No.:
Client Sample ID: B-48 | Lab Sample ID: 480-195789-2
Matrix: Solid | Lab File ID: M02737.D
Analysis Method: 8260C | Date Collected: 03/15/2022 11:30
Sample wt/vol: 5.02(g) | Date Analyzed: 03/16/2022 23:45
Soil Aliquot Vol: | Dilution Factor: 1
Soil Extract Vol.: | GC Column: ZB-624 (30) VOA ID: 0.25(mm)
% Moisture: 12.0 | Level: (low/med) Low
Analysis Batch No.: 618148 | Units: ug/Kg

CAS NO.	COMPOUND NAME	RESULT	Q	RL	MDL	
71-55-6	1,1,1-Trichloroethane	5.7	U vs	5.7	0.41	
79-34-5	1,1,2,2-Tetrachloroethane	5.7	U vs	5.7	0.92	
76-13-1	1,1,2-Trichloro-1,2,2-trifluoroethane	5.7	U vs	5.7	1.3	UJ
79-00-5	1,1,2-Trichloroethane	5.7	U vs	5.7	0.74	
75-34-3	1,1-Dichloroethane	5.7	U vs	5.7	0.69	
75-35-4	1,1-Dichloroethene	5.7	U vs	5.7	0.69	
120-82-1	1,2,4-Trichlorobenzene	5.7	U vs	5.7	0.34	
96-12-8	1,2-Dibromo-3-Chloropropane	5.7	U vs	5.7	2.8	
106-93-4	1,2-Dibromoethane	5.7	U vs	5.7	0.73	
95-50-1	1,2-Dichlorobenzene	5.7	U vs	5.7	0.44	
107-06-2	1,2-Dichloroethane	5.7	U vs	5.7	0.28	
78-87-5	1,2-Dichloropropane	5.7	U vs	5.7	2.8	
541-73-1	1,3-Dichlorobenzene	5.7	U vs	5.7	0.29	
106-46-7	1,4-Dichlorobenzene	5.7	U vs	5.7	0.79	
78-93-3	2-Butanone (MEK)	28	U vs	28	2.1	
591-78-6	2-Hexanone	28	U vs	28	2.8	
108-10-1	4-Methyl-2-pentanone (MIBK)	28	U vs	28	1.9	
67-64-1	Acetone	28	U vs	28	4.8	
71-43-2	Benzene	5.7	U vs	5.7	0.28	
75-27-4	Bromodichloromethane	5.7	U vs	5.7	0.76	
75-25-2	Bromoform	5.7	U vs	5.7	2.8	
74-83-9	Bromomethane	5.7	U vs	5.7	0.51	
75-15-0	Carbon disulfide	5.7	U vs	5.7	2.8	
56-23-5	Carbon tetrachloride	5.7	U vs	5.7	0.55	
108-90-7	Chlorobenzene	5.7	U vs	5.7	0.75	
75-00-3	Chloroethane	5.7	U vs	5.7	1.3	
67-66-3	Chloroform	5.7	U vs	5.7	0.35	
74-87-3	Chloromethane	5.7	U vs	5.7	0.34	
156-59-2	cis-1,2-Dichloroethene	5.7	U vs	5.7	0.72	
10061-01-5	cis-1,3-Dichloropropene	5.7	U vs	5.7	0.81	
110-82-7	Cyclohexane	5.7	U vs	5.7	0.79	
124-48-1	Dibromochloromethane	5.7	U vs	5.7	0.72	
75-71-8	Dichlorodifluoromethane	5.7	U vs	5.7	0.47	
100-41-4	Ethylbenzene	5.7	U vs	5.7	0.39	UJ
98-82-8	Isopropylbenzene	5.7	U vs	5.7	0.85	

FORM I
GC/MS VOA ORGANICS ANALYSIS DATA SHEET

Lab Name: Eurofins Buffalo | Job No.: 480-195789-1
SDG No.:
Client Sample ID: B-48 | Lab Sample ID: 480-195789-2
Matrix: Solid | Lab File ID: M02737.D
Analysis Method: 8260C | Date Collected: 03/15/2022 11:30
Sample wt/vol: 5.02(g) | Date Analyzed: 03/16/2022 23:45
Soil Aliquot Vol: | Dilution Factor: 1
Soil Extract Vol.: | GC Column: ZB-624 (30) VOA ID: 0.25(mm)
% Moisture: 12.0 | Level: (low/med) Low
Analysis Batch No.: 618148 | Units: ug/Kg

CAS NO.	COMPOUND NAME	RESULT	Q	RL	MDL	
79-20-9	Methyl acetate	28	U vs	28	3.4	
1634-04-4	Methyl tert-butyl ether	5.7	U vs	5.7	0.56	UJ
108-87-2	Methylcyclohexane	5.7	U vs	5.7	0.86	
75-09-2	Methylene Chloride	5.7	U vs	5.7	2.6	
100-42-5	Styrene	5.7	U vs	5.7	0.28	
127-18-4	Tetrachloroethene	5.7	U vs *+	5.7	0.76	
108-88-3	Toluene	5.7	U vs	5.7	0.43	
156-60-5	trans-1,2-Dichloroethene	5.7	U vs	5.7	0.58	
10061-02-6	trans-1,3-Dichloropropene	5.7	U vs	5.7	2.5	
79-01-6	Trichloroethene	5.7	U vs	5.7	1.2	
75-69-4	Trichlorofluoromethane	5.7	U vs	5.7	0.54	UJ
75-01-4	Vinyl chloride	5.7	U vs	5.7	0.69	UJ
1330-20-7	Xylenes, Total	11	U vs	11	0.95	

CAS NO.	SURROGATE	%REC	Q	LIMITS
17060-07-0	1,2-Dichloroethane-d4 (Surr)	109		64-126
460-00-4	4-Bromofluorobenzene (Surr)	112		72-126
1868-53-7	Dibromofluoromethane (Surr)	104		60-140
2037-26-5	Toluene-d8 (Surr)	103		71-125

MKP 3/28/2022

FORM I
GC/MS VOA ORGANICS ANALYSIS DATA SHEET

Lab Name: Eurofins Buffalo | Job No.: 480-195789-1
SDG No.:
Client Sample ID: B-49 | Lab Sample ID: 480-195789-3
Matrix: Solid | Lab File ID: M02738.D
Analysis Method: 8260C | Date Collected: 03/15/2022 11:40
Sample wt/vol: 5.12(g) | Date Analyzed: 03/17/2022 00:10
Soil Aliquot Vol: | Dilution Factor: 1
Soil Extract Vol.: | GC Column: ZB-624 (30) VOA ID: 0.25(mm)
% Moisture: 9.0 | Level: (low/med) Low
Analysis Batch No.: 618148 | Units: ug/Kg

CAS NO.	COMPOUND NAME	RESULT	Q	RL	MDL	
71-55-6	1,1,1-Trichloroethane	5.4	U vs	5.4	0.39	
79-34-5	1,1,2,2-Tetrachloroethane	5.4	U vs F1	5.4	0.87	UJ
76-13-1	1,1,2-Trichloro-1,2,2-trifluoroethane	5.4	U vs F1	5.4	1.2	UJ
79-00-5	1,1,2-Trichloroethane	5.4	U vs	5.4	0.70	
75-34-3	1,1-Dichloroethane	5.4	U vs	5.4	0.65	
75-35-4	1,1-Dichloroethene	5.4	U vs	5.4	0.66	
120-82-1	1,2,4-Trichlorobenzene	5.4	U vs	5.4	0.33	
96-12-8	1,2-Dibromo-3-Chloropropane	5.4	U vs	5.4	2.7	
106-93-4	1,2-Dibromoethane	5.4	U vs	5.4	0.69	
95-50-1	1,2-Dichlorobenzene	5.4	U vs	5.4	0.42	
107-06-2	1,2-Dichloroethane	5.4	U vs	5.4	0.27	
78-87-5	1,2-Dichloropropane	5.4	U vs	5.4	2.7	
541-73-1	1,3-Dichlorobenzene	5.4	U vs	5.4	0.28	
106-46-7	1,4-Dichlorobenzene	5.4	U vs	5.4	0.75	
78-93-3	2-Butanone (MEK)	27	U vs F1	27	2.0	UJ
591-78-6	2-Hexanone	27	U vs	27	2.7	
108-10-1	4-Methyl-2-pentanone (MIBK)	27	U vs	27	1.8	
67-64-1	Acetone	6.5	J vs	27	4.5	
71-43-2	Benzene	5.4	U vs	5.4	0.26	
75-27-4	Bromodichloromethane	5.4	U vs	5.4	0.72	
75-25-2	Bromoform	5.4	U vs	5.4	2.7	
74-83-9	Bromomethane	5.4	U vs	5.4	0.48	
75-15-0	Carbon disulfide	5.4	U vs F1	5.4	2.7	UJ
56-23-5	Carbon tetrachloride	5.4	U vs	5.4	0.52	
108-90-7	Chlorobenzene	5.4	U vs	5.4	0.71	
75-00-3	Chloroethane	5.4	U vs F1	5.4	1.2	UJ
67-66-3	Chloroform	5.4	U vs	5.4	0.33	
74-87-3	Chloromethane	5.4	U vs	5.4	0.32	
156-59-2	cis-1,2-Dichloroethene	5.4	U vs	5.4	0.69	
10061-01-5	cis-1,3-Dichloropropene	5.4	U vs	5.4	0.77	
110-82-7	Cyclohexane	5.4	U vs	5.4	0.75	
124-48-1	Dibromochloromethane	5.4	U vs	5.4	0.69	
75-71-8	Dichlorodifluoromethane	5.4	U vs	5.4	0.44	

MKP 3/28/2022

FORM I
GC/MS VOA ORGANICS ANALYSIS DATA SHEET

Lab Name: Eurofins Buffalo | Job No.: 480-195789-1
SDG No.:
Client Sample ID: B-49 | Lab Sample ID: 480-195789-3
Matrix: Solid | Lab File ID: M02738.D
Analysis Method: 8260C | Date Collected: 03/15/2022 11:40
Sample wt/vol: 5.12(g) | Date Analyzed: 03/17/2022 00:10
Soil Aliquot Vol: | Dilution Factor: 1
Soil Extract Vol.: | GC Column: ZB-624 (30) VOA ID: 0.25(mm)
% Moisture: 9.0 | Level: (low/med) Low
Analysis Batch No.: 618148 | Units: ug/Kg

CAS NO.	COMPOUND NAME	RESULT	Q	RL	MDL	
100-41-4	Ethylbenzene	5.4	U vs	5.4	0.37	UJ
98-82-8	Isopropylbenzene	5.4	U vs	5.4	0.81	
79-20-9	Methyl acetate	27	U vs	27	3.2	
1634-04-4	Methyl tert-butyl ether	5.4	U vs F1	5.4	0.53	UJ
108-87-2	Methylcyclohexane	5.4	U vs	5.4	0.82	
75-09-2	Methylene Chloride	5.4	U vs F1	5.4	2.5	UJ
100-42-5	Styrene	5.4	U vs	5.4	0.27	
127-18-4	Tetrachloroethene	5.4	U vs *+	5.4	0.72	
108-88-3	Toluene	5.4	U vs	5.4	0.41	
156-60-5	trans-1,2-Dichloroethene	5.4	U vs	5.4	0.55	
10061-02-6	trans-1,3-Dichloropropene	5.4	U vs	5.4	2.4	
79-01-6	Trichloroethene	5.4	U vs	5.4	1.2	
75-69-4	Trichlorofluoromethane	5.4	U vs F1	5.4	0.51	UJ
75-01-4	Vinyl chloride	5.4	U vs	5.4	0.65	UJ
1330-20-7	Xylenes, Total	11	U vs	11	0.90	

CAS NO.	SURROGATE	%REC	Q	LIMITS
17060-07-0	1,2-Dichloroethane-d4 (Surr)	102		64-126
460-00-4	4-Bromofluorobenzene (Surr)	109		72-126
1868-53-7	Dibromofluoromethane (Surr)	106		60-140
2037-26-5	Toluene-d8 (Surr)	103		71-125

MKP 3/28/2022

Method 8270D

Semivolatile Organic Compounds (GC/MS) by Method 8270D

No data validation qualifiers were added

MKP 3/28/2022

FORM I
GC/MS SEMI VOA ORGANICS ANALYSIS DATA SHEET

Lab Name: Eurofins Buffalo | Job No.: 480-195789-1

SDG No.:

Client Sample ID: B-47 | Lab Sample ID: 480-195789-1

Matrix: Solid | Lab File ID: V3156740.D

Analysis Method: 8270D | Date Collected: 03/15/2022 11:10

Extract. Method: 3550C | Date Extracted: 03/16/2022 09:31

Sample wt/vol: 30.49(g) | Date Analyzed: 03/17/2022 20:13

Con. Extract Vol.: 1(mL) | Dilution Factor: 1

Injection Volume: 1(uL) | Level: (low/med) Low

% Moisture: 20.8 | GPC Cleanup:(Y/N) N

Analysis Batch No.: 618219 | Units: ug/Kg

CAS NO.	COMPOUND NAME	RESULT	Q	RL	MDL
95-95-4	2,4,5-Trichlorophenol	210	U	210	57
88-06-2	2,4,6-Trichlorophenol	210	U	210	42
120-83-2	2,4-Dichlorophenol	210	U	210	22
105-67-9	2,4-Dimethylphenol	210	U	210	51
51-28-5	2,4-Dinitrophenol	2100	U	2100	970
121-14-2	2,4-Dinitrotoluene	210	U	210	43
606-20-2	2,6-Dinitrotoluene	210	U	210	25
91-58-7	2-Chloronaphthalene	210	U	210	35
95-57-8	2-Chlorophenol	410	U	410	38
91-57-6	2-Methylnaphthalene	210	U	210	42
95-48-7	2-Methylphenol	210	U	210	25
88-74-4	2-Nitroaniline	410	U	410	31
88-75-5	2-Nitrophenol	210	U	210	60
91-94-1	3,3'-Dichlorobenzidine	410	U	410	250
99-09-2	3-Nitroaniline	410	U	410	58
534-52-1	4,6-Dinitro-2-methylphenol	410	U	410	210
101-55-3	4-Bromophenyl phenyl ether	210	U	210	30
59-50-7	4-Chloro-3-methylphenol	210	U	210	52
106-47-8	4-Chloroaniline	210	U	210	52
7005-72-3	4-Chlorophenyl phenyl ether	210	U	210	26
106-44-5	4-Methylphenol	410	U	410	25
100-01-6	4-Nitroaniline	410	U	410	110
100-02-7	4-Nitrophenol	410	U	410	150
83-32-9	Acenaphthene	210	U	210	31
208-96-8	Acenaphthylene	210	U	210	27
98-86-2	Acetophenone	210	U	210	29
120-12-7	Anthracene	210	U	210	52
1912-24-9	Atrazine	210	U	210	73
100-52-7	Benzaldehyde	210	U	210	170
56-55-3	Benzo[a]anthracene	210	U	210	21
50-32-8	Benzo[a]pyrene	210	U	210	31
205-99-2	Benzo[b]fluoranthene	210	U	210	34
191-24-2	Benzo[g,h,i]perylene	210	U	210	22
207-08-9	Benzo[k]fluoranthene	210	U	210	27

FORM I
GC/MS SEMI VOA ORGANICS ANALYSIS DATA SHEET

Lab Name: Eurofins Buffalo | Job No.: 480-195789-1
SDG No.:
Client Sample ID: B-47 | Lab Sample ID: 480-195789-1
Matrix: Solid | Lab File ID: V3156740.D
Analysis Method: 8270D | Date Collected: 03/15/2022 11:10
Extract. Method: 3550C | Date Extracted: 03/16/2022 09:31
Sample wt/vol: 30.49(g) | Date Analyzed: 03/17/2022 20:13
Con. Extract Vol.: 1(mL) | Dilution Factor: 1
Injection Volume: 1(uL) | Level: (low/med) Low
% Moisture: 20.8 | GPC Cleanup:(Y/N) N
Analysis Batch No.: 618219 | Units: ug/Kg

CAS NO.	COMPOUND NAME	RESULT	Q	RL	MDL
92-52-4	Biphenyl	210	U	210	31
108-60-1	bis (2-chloroisopropyl) ether	210	U	210	42
111-91-1	Bis(2-chloroethoxy)methane	210	U	210	45
111-44-4	Bis(2-chloroethyl)ether	210	U	210	27
117-81-7	Bis(2-ethylhexyl) phthalate	210	U	210	72
85-68-7	Butyl benzyl phthalate	210	U	210	35
105-60-2	Caprolactam	210	U	210	63
86-74-8	Carbazole	210	U	210	25
218-01-9	Chrysene	210	U	210	47
53-70-3	Dibenz(a,h)anthracene	210	U	210	37
132-64-9	Dibenzofuran	210	U	210	25
84-66-2	Diethyl phthalate	210	U	210	27
131-11-3	Dimethyl phthalate	210	U	210	25
84-74-2	Di-n-butyl phthalate	210	U	210	36
117-84-0	Di-n-octyl phthalate	210	U	210	25
206-44-0	Fluoranthene	210	U	210	22
86-73-7	Fluorene	210	U	210	25
118-74-1	Hexachlorobenzene	210	U	210	29
87-68-3	Hexachlorobutadiene	210	U	210	31
77-47-4	Hexachlorocyclopentadiene	210	U	210	29
67-72-1	Hexachloroethane	210	U	210	27
193-39-5	Indeno[1,2,3-cd]pyrene	210	U	210	26
78-59-1	Isophorone	210	U	210	45
91-20-3	Naphthalene	210	U	210	27
98-95-3	Nitrobenzene	210	U	210	24
621-64-7	N-Nitrosodi-n-propylamine	210	U	210	36
86-30-6	N-Nitrosodiphenylamine	210	U	210	170
87-86-5	Pentachlorophenol	410	U	410	210
85-01-8	Phenanthrene	210	U	210	31
108-95-2	Phenol	210	U	210	32
129-00-0	Pyrene	210	U	210	25

FORM I
GC/MS SEMI VOA ORGANICS ANALYSIS DATA SHEET

Lab Name: Eurofins Buffalo | Job No.: 480-195789-1
SDG No.:
Client Sample ID: B-48 | Lab Sample ID: 480-195789-2
Matrix: Solid | Lab File ID: V3156741.D
Analysis Method: 8270D | Date Collected: 03/15/2022 11:30
Extract. Method: 3550C | Date Extracted: 03/16/2022 09:31
Sample wt/vol: 30.39(g) | Date Analyzed: 03/17/2022 20:37
Con. Extract Vol.: 1(mL) | Dilution Factor: 1
Injection Volume: 1(uL) | Level: (low/med) Low
% Moisture: 12.0 | GPC Cleanup:(Y/N) N
Analysis Batch No.: 618219 | Units: ug/Kg

CAS NO.	COMPOUND NAME	RESULT	Q	RL	MDL
95-95-4	2,4,5-Trichlorophenol	190	U	190	52
88-06-2	2,4,6-Trichlorophenol	190	U	190	38
120-83-2	2,4-Dichlorophenol	190	U	190	20
105-67-9	2,4-Dimethylphenol	190	U	190	46
51-28-5	2,4-Dinitrophenol	1900	U	1900	880
121-14-2	2,4-Dinitrotoluene	190	U	190	39
606-20-2	2,6-Dinitrotoluene	190	U	190	22
91-58-7	2-Chloronaphthalene	190	U	190	31
95-57-8	2-Chlorophenol	370	U	370	35
91-57-6	2-Methylnaphthalene	190	U	190	38
95-48-7	2-Methylphenol	190	U	190	22
88-74-4	2-Nitroaniline	370	U	370	28
88-75-5	2-Nitrophenol	190	U	190	54
91-94-1	3,3'-Dichlorobenzidine	370	U	370	220
99-09-2	3-Nitroaniline	370	U	370	53
534-52-1	4,6-Dinitro-2-methylphenol	370	U	370	190
101-55-3	4-Bromophenyl phenyl ether	190	U	190	27
59-50-7	4-Chloro-3-methylphenol	190	U	190	47
106-47-8	4-Chloroaniline	190	U	190	47
7005-72-3	4-Chlorophenyl phenyl ether	190	U	190	24
106-44-5	4-Methylphenol	370	U	370	22
100-01-6	4-Nitroaniline	370	U	370	100
100-02-7	4-Nitrophenol	370	U	370	130
83-32-9	Acenaphthene	190	U	190	28
208-96-8	Acenaphthylene	190	U	190	25
98-86-2	Acetophenone	190	U	190	26
120-12-7	Anthracene	190	U	190	47
1912-24-9	Atrazine	190	U	190	66
100-52-7	Benzaldehyde	190	U	190	150
56-55-3	Benzo[a]anthracene	190	U	190	19
50-32-8	Benzo[a]pyrene	190	U	190	28
205-99-2	Benzo[b]fluoranthene	190	U	190	30
191-24-2	Benzo[g,h,i]perylene	190	U	190	20
207-08-9	Benzo[k]fluoranthene	190	U	190	25

FORM I
GC/MS SEMI VOA ORGANICS ANALYSIS DATA SHEET

Lab Name: Eurofins Buffalo | Job No.: 480-195789-1

SDG No.:

Client Sample ID: B-48 | Lab Sample ID: 480-195789-2

Matrix: Solid | Lab File ID: V3156741.D

Analysis Method: 8270D | Date Collected: 03/15/2022 11:30

Extract. Method: 3550C | Date Extracted: 03/16/2022 09:31

Sample wt/vol: 30.39(g) | Date Analyzed: 03/17/2022 20:37

Con. Extract Vol.: 1(mL) | Dilution Factor: 1

Injection Volume: 1(uL) | Level: (low/med) Low

% Moisture: 12.0 | GPC Cleanup:(Y/N) N

Analysis Batch No.: 618219 | Units: ug/Kg

CAS NO.	COMPOUND NAME	RESULT	Q	RL	MDL
92-52-4	Biphenyl	190	U	190	28
108-60-1	bis (2-chloroisopropyl) ether	190	U	190	38
111-91-1	Bis(2-chloroethoxy)methane	190	U	190	40
111-44-4	Bis(2-chloroethyl)ether	190	U	190	25
117-81-7	Bis(2-ethylhexyl) phthalate	190	U	190	65
85-68-7	Butyl benzyl phthalate	190	U	190	31
105-60-2	Caprolactam	190	U	190	57
86-74-8	Carbazole	190	U	190	22
218-01-9	Chrysene	190	U	190	43
53-70-3	Dibenz(a,h)anthracene	190	U	190	34
132-64-9	Dibenzofuran	190	U	190	22
84-66-2	Diethyl phthalate	190	U	190	25
131-11-3	Dimethyl phthalate	190	U	190	22
84-74-2	Di-n-butyl phthalate	190	U	190	33
117-84-0	Di-n-octyl phthalate	190	U	190	22
206-44-0	Fluoranthene	190	U	190	20
86-73-7	Fluorene	190	U	190	22
118-74-1	Hexachlorobenzene	190	U	190	26
87-68-3	Hexachlorobutadiene	190	U	190	28
77-47-4	Hexachlorocyclopentadiene	190	U	190	26
67-72-1	Hexachloroethane	190	U	190	25
193-39-5	Indeno[1,2,3-cd]pyrene	190	U	190	24
78-59-1	Isophorone	190	U	190	40
91-20-3	Naphthalene	190	U	190	25
98-95-3	Nitrobenzene	190	U	190	21
621-64-7	N-Nitrosodi-n-propylamine	190	U	190	33
86-30-6	N-Nitrosodiphenylamine	190	U	190	150
87-86-5	Pentachlorophenol	370	U	370	190
85-01-8	Phenanthrene	190	U	190	28
108-95-2	Phenol	190	U	190	29
129-00-0	Pyrene	190	U	190	22

FORM I
GC/MS SEMI VOA ORGANICS ANALYSIS DATA SHEET

Lab Name: Eurofins Buffalo | Job No.: 480-195789-1
SDG No.:
Client Sample ID: B-49 | Lab Sample ID: 480-195789-3
Matrix: Solid | Lab File ID: V3156742.D
Analysis Method: 8270D | Date Collected: 03/15/2022 11:40
Extract. Method: 3550C | Date Extracted: 03/16/2022 09:31
Sample wt/vol: 30.78(g) | Date Analyzed: 03/17/2022 21:01
Con. Extract Vol.: 1(mL) | Dilution Factor: 1
Injection Volume: 1(uL) | Level: (low/med) Low
% Moisture: 9.0 | GPC Cleanup:(Y/N) N
Analysis Batch No.: 618219 | Units: ug/Kg

CAS NO.	COMPOUND NAME	RESULT	Q	RL	MDL
95-95-4	2,4,5-Trichlorophenol	180	U	180	49
88-06-2	2,4,6-Trichlorophenol	180	U	180	36
120-83-2	2,4-Dichlorophenol	180	U	180	19
105-67-9	2,4-Dimethylphenol	180	U	180	44
51-28-5	2,4-Dinitrophenol	1800	U	1800	840
121-14-2	2,4-Dinitrotoluene	180	U	180	37
606-20-2	2,6-Dinitrotoluene	180	U	180	21
91-58-7	2-Chloronaphthalene	180	U	180	30
95-57-8	2-Chlorophenol	350	U	350	33
91-57-6	2-Methylnaphthalene	180	U	180	36
95-48-7	2-Methylphenol	180	U	180	21
88-74-4	2-Nitroaniline	350	U	350	27
88-75-5	2-Nitrophenol	180	U	180	51
91-94-1	3,3'-Dichlorobenzidine	350	U	350	210
99-09-2	3-Nitroaniline	350	U	350	50
534-52-1	4,6-Dinitro-2-methylphenol	350	U	350	180
101-55-3	4-Bromophenyl phenyl ether	180	U	180	26
59-50-7	4-Chloro-3-methylphenol	180	U	180	45
106-47-8	4-Chloroaniline	180	U	180	45
7005-72-3	4-Chlorophenyl phenyl ether	180	U	180	22
106-44-5	4-Methylphenol	350	U	350	21
100-01-6	4-Nitroaniline	350	U	350	95
100-02-7	4-Nitrophenol	350	U	350	130
83-32-9	Acenaphthene	180	U	180	27
208-96-8	Acenaphthylene	180	U	180	24
98-86-2	Acetophenone	180	U	180	25
120-12-7	Anthracene	180	U	180	45
1912-24-9	Atrazine	180	U	180	63
100-52-7	Benzaldehyde	180	U	180	140
56-55-3	Benzo[a]anthracene	180	U	180	18
50-32-8	Benzo[a]pyrene	180	U	180	27
205-99-2	Benzo[b]fluoranthene	180	U	180	29
191-24-2	Benzo[g,h,i]perylene	180	U	180	19
207-08-9	Benzo[k]fluoranthene	180	U	180	24

FORM I
GC/MS SEMI VOA ORGANICS ANALYSIS DATA SHEET

Lab Name: Eurofins Buffalo | Job No.: 480-195789-1
SDG No.:
Client Sample ID: B-49 | Lab Sample ID: 480-195789-3
Matrix: Solid | Lab File ID: V3156742.D
Analysis Method: 8270D | Date Collected: 03/15/2022 11:40
Extract. Method: 3550C | Date Extracted: 03/16/2022 09:31
Sample wt/vol: 30.78(g) | Date Analyzed: 03/17/2022 21:01
Con. Extract Vol.: 1(mL) | Dilution Factor: 1
Injection Volume: 1(uL) | Level: (low/med) Low
% Moisture: 9.0 | GPC Cleanup:(Y/N) N
Analysis Batch No.: 618219 | Units: ug/Kg

CAS NO.	COMPOUND NAME	RESULT	Q	RL	MDL
92-52-4	Biphenyl	180	U	180	27
108-60-1	bis (2-chloroisopropyl) ether	180	U	180	36
111-91-1	Bis(2-chloroethoxy)methane	180	U	180	39
111-44-4	Bis(2-chloroethyl)ether	180	U	180	24
117-81-7	Bis(2-ethylhexyl) phthalate	180	U	180	62
85-68-7	Butyl benzyl phthalate	180	U	180	30
105-60-2	Caprolactam	180	U	180	55
86-74-8	Carbazole	180	U	180	21
218-01-9	Chrysene	180	U	180	41
53-70-3	Dibenz(a,h)anthracene	180	U	180	32
132-64-9	Dibenzofuran	180	U	180	21
84-66-2	Diethyl phthalate	180	U	180	24
131-11-3	Dimethyl phthalate	180	U	180	21
84-74-2	Di-n-butyl phthalate	180	U	180	31
117-84-0	Di-n-octyl phthalate	180	U	180	21
206-44-0	Fluoranthene	180	U	180	19
86-73-7	Fluorene	180	U	180	21
118-74-1	Hexachlorobenzene	180	U	180	25
87-68-3	Hexachlorobutadiene	180	U	180	27
77-47-4	Hexachlorocyclopentadiene	180	U	180	25
67-72-1	Hexachloroethane	180	U	180	24
193-39-5	Indeno[1,2,3-cd]pyrene	180	U	180	22
78-59-1	Isophorone	180	U	180	39
91-20-3	Naphthalene	180	U	180	24
98-95-3	Nitrobenzene	180	U	180	20
621-64-7	N-Nitrosodi-n-propylamine	180	U	180	31
86-30-6	N-Nitrosodiphenylamine	180	U	180	150
87-86-5	Pentachlorophenol	350	U	350	180
85-01-8	Phenanthrene	180	U	180	27
108-95-2	Phenol	180	U	180	28
129-00-0	Pyrene	180	U	180	21

METALS

No data validation qualifiers were added

MKP 3/28/2022

COVER PAGE
METALS

Lab Name: Eurofins Buffalo Job Number: 480-195789-1

SDG No.:

Project: Project #1 - Pilgrim Village Family

Client Sample ID	Lab Sample ID
B-47	480-195789-1
B-48	480-195789-2
B-49	480-195789-3

Comments:

1A-IN
INORGANIC ANALYSIS DATA SHEET
METALS

Client Sample ID: B-47
Lab Sample ID: 480-195789-1
Lab Name: Eurofins Buffalo
Job No.: 480-195789-1
SDG ID.:
Matrix: Solid
Date Sampled: 03/15/2022 11:10
Reporting Basis: DRY
Date Received: 03/15/2022 16:20
% Solids: 79.2

CAS No.	Analyte	Result	RL	MDL	Units	C	Q	DIL	Method
7440-38-2	Arsenic	12.4	2.6	0.53	mg/Kg			1	6010C
7440-39-3	Barium	168	0.66	0.15	mg/Kg		B	1	6010C
7439-92-1	Lead	18.8	1.3	0.32	mg/Kg			1	6010C
7440-66-6	Zinc	78.7	2.6	0.85	mg/Kg		B	1	6010C
7439-97-6	Mercury	0.032	0.025	0.0058	mg/Kg			1	7471B

1A-IN
INORGANIC ANALYSIS DATA SHEET
METALS

Client Sample ID: B-48

Lab Sample ID: 480-195789-2

Lab Name: Eurofins Buffalo

Job No.: 480-195789-1

SDG ID.:

Matrix: Solid

Date Sampled: 03/15/2022 11:30

Reporting Basis: DRY

Date Received: 03/15/2022 16:20

% Solids: 88.0

CAS No.	Analyte	Result	RL	MDL	Units	C	Q	DIL	Method
7440-38-2	Arsenic	0.61	2.2	0.44	mg/Kg	J		1	6010C
7440-39-3	Barium	21.1	0.55	0.12	mg/Kg		B	1	6010C
7439-92-1	Lead	11.9	1.1	0.26	mg/Kg			1	6010C
7440-66-6	Zinc	75.9	2.2	0.70	mg/Kg		B	1	6010C
7439-97-6	Mercury	0.023	0.023	0.0053	mg/Kg	U		1	7471B

1A-IN
INORGANIC ANALYSIS DATA SHEET
METALS

Client Sample ID: B-49
Lab Sample ID: 480-195789-3
Lab Name: Eurofins Buffalo
Job No.: 480-195789-1
SDG ID.:
Matrix: Solid
Date Sampled: 03/15/2022 11:40
Reporting Basis: DRY
Date Received: 03/15/2022 16:20
% Solids: 91.0

CAS No.	Analyte	Result	RL	MDL	Units	C	Q	DIL	Method
7440-38-2	Arsenic	2.2	2.2	0.43	mg/Kg			1	6010C
7440-39-3	Barium	39.2	0.54	0.12	mg/Kg		B	1	6010C
7439-92-1	Lead	10.7	1.1	0.26	mg/Kg			1	6010C
7440-66-6	Zinc	55.2	2.2	0.69	mg/Kg		B	1	6010C
7439-97-6	Mercury	0.013	0.022	0.0050	mg/Kg	J		1	7471B

GENERAL CHEMISTRY

No data validation qualifiers were added

MKP 3/28/2022

COVER PAGE
GENERAL CHEMISTRY

Lab Name: Eurofins Buffalo Job Number: 480-195789-1

SDG No.:

Project: Project #1 - Pilgrim Village Family

Client Sample ID	Lab Sample ID
B-47	480-195789-1
B-48	480-195789-2
B-49	480-195789-3

Comments:

General Chemistry Raw Data Report

Job ID: 480-195789-1

Batch: 618139 **Analyst Initials: JMM**

Method: Moisture **Instrument: No Equipment Used for this Test**

Lab Sample ID: 480-195789-A-1 **Analysis Date: Mar 16, 2022 16:09**

Analyte	Detector	Dilution	Raw Result	Unit
Percent Moisture	None	1	20.757180156658	%
Percent Solids	None	1	79.242819843342	%

Lab Sample ID: 480-195789-A-2 **Analysis Date: Mar 16, 2022 16:09**

Analyte	Detector	Dilution	Raw Result	Unit
Percent Moisture	None	1	11.9904076738609	%
Percent Solids	None	1	88.0095923261391	%

Lab Sample ID: 480-195789-A-3 **Analysis Date: Mar 16, 2022 16:09**

Analyte	Detector	Dilution	Raw Result	Unit
Percent Moisture	None	1	8.955223880597	%
Percent Solids	None	1	91.044776119403	%

Appendix B

Laboratory QC Documentation

FORM III
GC/MS VOA LAB CONTROL SAMPLE RECOVERY

Lab Name: Eurofins Buffalo Job No.: 480-195789-1

SDG No.:

Matrix: Solid Level: Low Lab File ID: M02730.D

Lab ID: LCS 480-618147/1-A Client ID:

COMPOUND	SPIKE ADDED (ug/Kg)	LCS CONCENTRATION (ug/Kg)	LCS % REC	QC LIMITS REC	#
1,1,1-Trichloroethane	50.0	52.7	105	77-121	
1,1,2,2-Tetrachloroethane	50.0	47.2	94	80-120	
1,1,2-Trichloro-1,2,2-trifluoroethane	50.0	31.3	63	60-140	
1,1,2-Trichloroethane	50.0	53.0	106	78-122	
1,1-Dichloroethane	50.0	53.0	106	73-126	
1,1-Dichloroethene	50.0	45.7	91	59-125	
1,2,4-Trichlorobenzene	50.0	51.2	102	64-120	
1,2-Dibromo-3-Chloropropane	50.0	48.8	98	63-124	
1,2-Dibromoethane	50.0	54.5	109	78-120	
1,2-Dichlorobenzene	50.0	49.6	99	75-120	
1,2-Dichloroethane	50.0	53.3	107	77-122	
1,2-Dichloropropane	50.0	52.4	105	75-124	
1,3-Dichlorobenzene	50.0	52.8	106	74-120	
1,4-Dichlorobenzene	50.0	52.5	105	73-120	
2-Butanone (MEK)	250	274	110	70-134	
2-Hexanone	250	281	112	59-130	
4-Methyl-2-pentanone (MIBK)	250	251	100	65-133	
Acetone	250	255	102	61-137	
Benzene	50.0	55.3	111	79-127	
Bromodichloromethane	50.0	54.1	108	80-122	
Bromoform	50.0	56.4	113	68-126	
Bromomethane	50.0	54.6	109	37-149	
Carbon disulfide	50.0	38.2	76	64-131	
Carbon tetrachloride	50.0	57.0	114	75-135	
Chlorobenzene	50.0	55.7	111	76-124	
Chloroethane	50.0	45.7	91	69-135	
Chloroform	50.0	54.3	109	80-120	
Chloromethane	50.0	52.1	104	63-127	
cis-1,2-Dichloroethene	50.0	51.0	102	81-120	
cis-1,3-Dichloropropene	50.0	53.9	108	80-120	
Cyclohexane	50.0	45.0	90	65-120	
Dibromochloromethane	50.0	57.9	116	76-125	
Dichlorodifluoromethane	50.0	66.5	133	57-142	
Ethylbenzene	50.0	59.8	120	80-120	
Isopropylbenzene	50.0	56.2	112	72-120	
Methyl acetate	100	95.2	95	55-136	
Methyl tert-butyl ether	50.0	34.3	69	63-125	
Methylcyclohexane	50.0	54.0	108	60-140	
Methylene Chloride	50.0	32.6	65	61-127	
Styrene	50.0	57.7	115	80-120	
Tetrachloroethene	50.0	63.0	126	74-122	*+

Column to be used to flag recovery and RPD values

FORM III 8260C

FORM III
GC/MS VOA MATRIX SPIKE RECOVERY

Lab Name: Eurofins Buffalo Job No.: 480-195789-1

SDG No.:

Matrix: Solid Level: Low Lab File ID: M02739.D

Lab ID: 480-195789-3 MS Client ID: B-49 MS

COMPOUND	SPIKE ADDED (ug/Kg)	SAMPLE CONCENTRATION (ug/Kg)	MS CONCENTRATION (ug/Kg)	MS % REC	QC LIMITS REC	#
1,1,1-Trichloroethane	54.1	5.4 U	50.1	93	77-121	vs
1,1,2,2-Tetrachloroethane	54.1	5.4 U	40.6	75	80-120	vs F1
1,1,2-Trichloro-1,2,2-trifluoroethane	54.1	5.4 U	30.3	56	60-140	vs F1
1,1,2-Trichloroethane	54.1	5.4 U	47.2	87	78-122	vs
1,1-Dichloroethane	54.1	5.4 U	54.5	101	73-126	vs
1,1-Dichloroethene	54.1	5.4 U	40.4	75	59-125	vs
1,2,4-Trichlorobenzene	54.1	5.4 U	44.7	83	64-120	vs
1,2-Dibromo-3-Chloropropane	54.1	5.4 U	35.7	66	63-124	vs
1,2-Dibromoethane	54.1	5.4 U	47.4	88	78-120	vs
1,2-Dichlorobenzene	54.1	5.4 U	47.3	87	75-120	vs
1,2-Dichloroethane	54.1	5.4 U	50.0	93	77-122	vs
1,2-Dichloropropane	54.1	5.4 U	53.8	100	75-124	vs
1,3-Dichlorobenzene	54.1	5.4 U	50.5	93	74-120	vs
1,4-Dichlorobenzene	54.1	5.4 U	50.0	93	73-120	vs
2-Butanone (MEK)	270	27 U	192	71	70-134	vs
2-Hexanone	270	27 U	202	75	59-130	vs
4-Methyl-2-pentanone (MIBK)	270	27 U	187	69	65-133	vs
Acetone	270	6.5 J	186	66	61-137	vs
Benzene	54.1	5.4 U	54.8	101	79-127	vs
Bromodichloromethane	54.1	5.4 U	55.1	102	80-122	vs
Bromoform	54.1	5.4 U	47.5	88	68-126	vs
Bromomethane	54.1	5.4 U	55.4	102	37-149	vs
Carbon disulfide	54.1	5.4 U	37.4	69	64-131	vs
Carbon tetrachloride	54.1	5.4 U	53.2	98	75-135	vs
Chlorobenzene	54.1	5.4 U	53.6	99	76-124	vs
Chloroethane	54.1	5.4 U	43.3	80	69-135	vs
Chloroform	54.1	5.4 U	55.7	103	80-120	vs
Chloromethane	54.1	5.4 U	51.5	95	63-127	vs
cis-1,2-Dichloroethene	54.1	5.4 U	53.1	98	80-120	vs
cis-1,3-Dichloropropene	54.1	5.4 U	56.4	104	80-120	vs
Cyclohexane	54.1	5.4 U	40.3	74	65-120	vs
Dibromochloromethane	54.1	5.4 U	52.5	97	76-125	vs
Dichlorodifluoromethane	54.1	5.4 U	50.1	93	57-142	vs
Ethylbenzene	54.1	5.4 U	55.9	103	80-120	vs
Isopropylbenzene	54.1	5.4 U	54.4	101	72-120	vs
Methyl acetate	108	27 U	70.5	65	55-136	vs
Methyl tert-butyl ether	54.1	5.4 U	31.7	59	63-125	vs F1
Methylcyclohexane	54.1	5.4 U	47.4	88	60-140	vs
Methylene Chloride	54.1	5.4 U	30.7	57	61-127	vs F1
Styrene	54.1	5.4 U	55.4	102	80-120	vs
Tetrachloroethene	54.1	5.4 U	55.5	103	74-122	vs

Column to be used to flag recovery and RPD values

FORM III 8260C

FORM III
GC/MS VOA MATRIX SPIKE DUPLICATE RECOVERY

Lab Name: Eurofins Buffalo Job No.: 480-195789-1

SDG No.:

Matrix: Solid Level: Low Lab File ID: M02740.D

Lab ID: 480-195789-3 MSD Client ID: B-49 MSD

COMPOUND	SPIKE ADDED (ug/Kg)	MSD CONCENTRATION (ug/Kg)	MSD % REC	% RPD	QC LIMITS RPD	QC LIMITS REC	#
1,1,1-Trichloroethane	53.6	43.8	82	13	30	77-121	vs
1,1,2,2-Tetrachloroethane	53.6	39.2	73	4	30	80-120	vs F1
1,1,2-Trichloro-1,2,2-trifluoroethane	53.6	28.5	53	6	30	60-140	vs F1
1,1,2-Trichloroethane	53.6	47.6	89	1	30	78-122	vs
1,1-Dichloroethane	53.6	48.3	90	12	30	73-126	vs
1,1-Dichloroethene	53.6	33.1	62	20	30	59-125	vs
1,2,4-Trichlorobenzene	53.6	44.0	82	2	30	64-120	vs
1,2-Dibromo-3-Chloropropane	53.6	36.7	68	3	30	63-124	vs
1,2-Dibromoethane	53.6	46.7	87	1	30	78-120	vs
1,2-Dichlorobenzene	53.6	46.2	86	2	30	75-120	vs
1,2-Dichloroethane	53.6	49.0	91	2	30	77-122	vs
1,2-Dichloropropane	53.6	49.6	93	8	30	75-124	vs
1,3-Dichlorobenzene	53.6	49.1	92	3	30	74-120	vs
1,4-Dichlorobenzene	53.6	48.5	90	3	30	73-120	vs
2-Butanone (MEK)	268	182	68	5	30	70-134	vs F1
2-Hexanone	268	188	70	7	30	59-130	vs
4-Methyl-2-pentanone (MIBK)	268	186	69	1	30	65-133	vs
Acetone	268	175	63	6	30	61-137	vs
Benzene	53.6	50.3	94	8	30	79-127	vs
Bromodichloromethane	53.6	50.0	93	10	30	80-122	vs
Bromoform	53.6	45.2	84	5	30	68-126	vs
Bromomethane	53.6	50.1	93	10	30	37-149	vs
Carbon disulfide	53.6	30.2	56	21	30	64-131	vs F1
Carbon tetrachloride	53.6	46.4	86	14	30	75-135	vs
Chlorobenzene	53.6	49.0	91	9	30	76-124	vs
Chloroethane	53.6	35.4	66	20	30	69-135	vs F1
Chloroform	53.6	50.8	95	9	30	80-120	vs
Chloromethane	53.6	47.1	88	9	30	63-127	vs
cis-1,2-Dichloroethene	53.6	48.9	91	8	30	80-120	vs
cis-1,3-Dichloropropene	53.6	51.9	97	8	30	80-120	vs
Cyclohexane	53.6	35.1	66	14	30	65-120	vs
Dibromochloromethane	53.6	49.5	92	6	30	76-125	vs
Dichlorodifluoromethane	53.6	38.3	71	27	30	57-142	vs
Ethylbenzene	53.6	50.7	94	10	30	80-120	vs
Isopropylbenzene	53.6	49.5	92	9	30	72-120	vs
Methyl acetate	107	70.2	65	0	30	55-136	vs
Methyl tert-butyl ether	53.6	31.0	58	2	30	63-125	vs F1
Methylcyclohexane	53.6	41.3	77	14	30	60-140	vs
Methylene Chloride	53.6	29.3	55	5	30	61-127	vs F1
Styrene	53.6	50.7	94	9	30	80-120	vs
Tetrachloroethene	53.6	50.0	93	10	30	74-122	vs

Column to be used to flag recovery and RPD values

FORM III 8260C

FORM III
GC/MS VOA MATRIX SPIKE DUPLICATE RECOVERY

Lab Name: Eurofins Buffalo Job No.: 480-195789-1

SDG No.:

Matrix: Solid Level: Low Lab File ID: M02740.D

Lab ID: 480-195789-3 MSD Client ID: B-49 MSD

COMPOUND	SPIKE ADDED (ug/Kg)	MSD CONCENTRATION (ug/Kg)	MSD % REC	% RPD	QC LIMITS RPD	QC LIMITS REC	#
Toluene	53.6	49.6	92	8	30	74-128	vs
trans-1,2-Dichloroethene	53.6	47.3	88	7	30	78-126	vs
trans-1,3-Dichloropropene	53.6	50.1	93	5	30	73-123	vs
Trichloroethene	53.6	51.2	95	9	30	77-129	vs
Trichlorofluoromethane	53.6	32.6	61	19	30	65-146	vs F1
Vinyl chloride	53.6	42.0	78	13	30	61-133	vs

Column to be used to flag recovery and RPD values

FORM III 8260C

FORM VII
GC/MS VOA CONTINUING CALIBRATION DATA

Lab Name: Eurofins Buffalo Job No.: 480-195789-1

SDG No.:

Lab Sample ID: CCVIS 480-618148/16 Calibration Date: 03/16/2022 20:29

Instrument ID: HP5977M Calib Start Date: 12/08/2021 14:19

GC Column: ZB-624 (30) VOA ID: 0.25(mm) Calib End Date: 12/08/2021 16:43

Lab File ID: M02729.D Conc. Units: ug/L Heated Purge: (Y/N) Y

ANALYTE	CURVE TYPE	AVE RRF	RRF	MIN RRF	CALC AMOUNT	SPIKE AMOUNT	%D	MAX %D	
Dichlorodifluoromethane	Ave	1.473	1.699	0.1000	57.7	50.0	15.3	50.0	
Chloromethane	Ave	2.120	2.323	0.1000	54.8	50.0	9.6	20.0	
Vinyl chloride	Ave	1.643	2.083	0.1000	63.4	50.0	26.8*	20.0	
Butadiene	Ave	1.682	1.727		51.3	50.0	2.7	20.0	
Bromomethane	Ave	1.056	1.192	0.1000	56.4	50.0	12.9	50.0	
Chloroethane	Ave	0.9681	0.8815	0.1000	45.5	50.0	-8.9	50.0	
Trichlorofluoromethane	Ave	2.213	2.373	0.1000	53.6	50.0	7.3	20.0	
Dichlorofluoromethane	Ave	2.453	2.615		53.3	50.0	6.6	20.0	
Ethyl ether	Lin1		1.354		53.9	50.0	7.8	20.0	
1,1,2-Trichloro-1,2,2-trifluoroethane	Ave	1.178	0.9231	0.1000	39.2	50.0	-21.7*	20.0	
Acrolein	Ave	0.2319	0.1278		138	250	-44.9	50.0	
1,1-Dichloroethene	Ave	1.069	0.9588	0.1000	44.8	50.0	-10.3	20.0	
Acetone	Ave	0.6606	0.6797	0.1000	257	250	2.9	50.0	
Iodomethane	Ave	2.019	1.665		41.2	50.0	-17.5	20.0	
Carbon disulfide	Ave	4.367	3.547	0.1000	40.6	50.0	-18.8	20.0	
Allyl chloride	Ave	2.395	2.663		55.6	50.0	11.2	20.0	
Methyl acetate	Ave	1.341	1.234	0.1000	92.0	100	-8.0	50.0	
Methylene Chloride	Lin1		1.555	0.1000	45.6	50.0	-8.8	20.0	
2-Methyl-2-propanol	Ave	0.2489	0.2077		417	500	-16.6	50.0	
Methyl tert-butyl ether	Ave	4.433	3.182	0.1000	35.9	50.0	-28.2*	20.0	
trans-1,2-Dichloroethene	Ave	1.205	1.298	0.1000	53.8	50.0	7.7	20.0	
Acrylonitrile	Ave	0.6781	0.6124		452	500	-9.7	20.0	
Hexane	Ave	1.988	2.616		65.8	50.0	31.6*	20.0	NT
1,1-Dichloroethane	Ave	2.499	2.762	0.2000	55.3	50.0	10.5	20.0	
Vinyl acetate	Ave	3.379	3.806		113	100	12.6	20.0	
2,2-Dichloropropane	Ave	1.454	1.951		67.1	50.0	34.2*	20.0	NT
cis-1,2-Dichloroethene	Ave	1.365	1.468	0.1000	53.8	50.0	7.5	20.0	
2-Butanone (MEK)	Ave	0.8687	0.8944	0.1000	257	250	3.0	20.0	
Chlorobromomethane	Ave	0.6757	0.6886		51.0	50.0	1.9	20.0	
Tetrahydrofuran	Ave	0.5663	0.5611		99.1	100	-0.9	20.0	
Chloroform	Ave	2.538	2.773	0.2000	54.6	50.0	9.3	20.0	
Cyclohexane	Ave	2.437	2.239	0.1000	45.9	50.0	-8.1	20.0	
1,1,1-Trichloroethane	Ave	2.145	2.330	0.1000	54.3	50.0	8.6	20.0	
Carbon tetrachloride	Ave	1.800	2.108	0.1000	58.6	50.0	17.1	20.0	
1,1-Dichloropropene	Ave	1.675	2.081		62.1	50.0	24.3*	20.0	NT
Benzene	Ave	4.630	5.226	0.5000	56.4	50.0	12.9	20.0	
Isobutyl alcohol	Ave	0.0950	0.0950		1250	1250	-0.0	50.0	
1,2-Dichloroethane	Ave	2.337	2.515	0.1000	53.8	50.0	7.6	20.0	
n-Heptane	Ave	2.188	3.047		69.6	50.0	39.3*	20.0	NT
Trichloroethene	Ave	1.246	1.488	0.2000	59.7	50.0	19.4	20.0	

FORM VII
GC/MS VOA CONTINUING CALIBRATION DATA

Lab Name: Eurofins Buffalo Job No.: 480-195789-1

SDG No.:

Lab Sample ID: CCVIS 480-618148/16 Calibration Date: 03/16/2022 20:29

Instrument ID: HP5977M Calib Start Date: 12/08/2021 14:19

GC Column: ZB-624 (30) VOA ID: 0.25(mm) Calib End Date: 12/08/2021 16:43

Lab File ID: M02729.D Conc. Units: ug/L Heated Purge: (Y/N) Y

ANALYTE	CURVE TYPE	AVE RRF	RRF	MIN RRF	CALC AMOUNT	SPIKE AMOUNT	%D	MAX %D	
Methylcyclohexane	Ave	1.960	2.216	0.1000	56.6	50.0	13.1	20.0	
1,2-Dichloropropane	Ave	1.270	1.413	0.1000	55.6	50.0	11.3	20.0	
Dibromomethane	Ave	0.8119	0.8307	0.1000	51.2	50.0	2.3	20.0	
1,4-Dioxane	Ave	0.0083	0.0096		1160	1000	15.7	50.0	
Bromodichloromethane	Ave	1.880	2.104	0.2000	56.0	50.0	11.9	20.0	
2-Chloroethyl vinyl ether	Ave	0.7128	0.8470		59.4	50.0	18.8	20.0	
cis-1,3-Dichloropropene	Ave	2.025	2.288	0.2000	56.5	50.0	13.0	20.0	
4-Methyl-2-pentanone (MIBK)	Ave	0.8691	0.8412	0.1000	242	250	-3.2	20.0	
Toluene	Ave	1.483	1.677	0.4000	56.6	50.0	13.1	20.0	
trans-1,3-Dichloropropene	Ave	0.9668	1.120	0.1000	57.9	50.0	15.9	20.0	
Ethyl methacrylate	Ave	0.7492	0.8005		53.4	50.0	6.8	20.0	
1,1,2-Trichloroethane	Ave	0.4334	0.4392	0.1000	50.7	50.0	1.3	20.0	
Tetrachloroethene	Ave	0.5785	0.7345	0.2000	63.5	50.0	27.0*	20.0	
1,3-Dichloropropane	Ave	0.9269	0.9626		51.9	50.0	3.8	20.0	
2-Hexanone	Ave	0.5851	0.5960	0.1000	255	250	1.9	20.0	
Dibromochloromethane	Ave	0.6028	0.6732	0.1000	55.8	50.0	11.7	20.0	
1,2-Dibromoethane	Ave	0.5336	0.5577		52.3	50.0	4.5	20.0	
Chlorobenzene	Ave	1.612	1.788	0.5000	55.5	50.0	10.9	20.0	
Ethylbenzene	Ave	2.721	3.283	0.1000	60.3	50.0	20.7*	20.0	
1,1,1,2-Tetrachloroethane	Ave	0.6490	0.7065		54.4	50.0	8.9	20.0	
m,p-Xylene	Ave	1.073	1.248	0.1000	58.2	50.0	16.3	20.0	
o-Xylene	Ave	1.106	1.208	0.3000	54.6	50.0	9.3	20.0	
Styrene	Ave	1.788	2.035	0.3000	56.9	50.0	13.8	20.0	
Bromoform	Ave	0.4243	0.4628	0.1000	54.5	50.0	9.1	50.0	
Isopropylbenzene	Ave	3.099	3.714	0.1000	59.9	50.0	19.9	20.0	
Bromobenzene	Ave	0.7657	0.8570		56.0	50.0	11.9	20.0	
1,1,2,2-Tetrachloroethane	Ave	0.8432	0.7893	0.3000	46.8	50.0	-6.4	20.0	
N-Propylbenzene	Ave	3.557	4.336		61.0	50.0	21.9*	20.0	NT
1,2,3-Trichloropropane	Ave	0.2913	0.2901		49.8	50.0	-0.4	20.0	
trans-1,4-Dichloro-2-butene	Ave	0.3444	0.3683		53.5	50.0	6.9	50.0	
2-Chlorotoluene	Ave	0.7155	0.8195		57.3	50.0	14.5	20.0	
1,3,5-Trimethylbenzene	Ave	2.701	3.173		58.7	50.0	17.5	20.0	
4-Chlorotoluene	Ave	0.7221	0.8329		57.7	50.0	15.3	20.0	
tert-Butylbenzene	Ave	0.5517	0.6697		60.7	50.0	21.4*	20.0	NT
1,2,4-Trimethylbenzene	Ave	2.858	3.220		56.3	50.0	12.7	20.0	
sec-Butylbenzene	Ave	3.287	4.052		61.6	50.0	23.3*	20.0	NT
1,3-Dichlorobenzene	Ave	1.503	1.653	0.6000	55.0	50.0	10.0	20.0	
4-Isopropyltoluene	Ave	2.941	3.535		60.1	50.0	20.2*	20.0	NT
1,4-Dichlorobenzene	Ave	1.547	1.693	0.5000	54.7	50.0	9.4	20.0	
n-Butylbenzene	Ave	2.756	3.365		61.1	50.0	22.1*	20.0	NT
1,2-Dichlorobenzene	Ave	1.545	1.597	0.4000	51.7	50.0	3.3	20.0	

FORM VII
GC/MS VOA CONTINUING CALIBRATION DATA

Lab Name: Eurofins Buffalo Job No.: 480-195789-1

SDG No.:

Lab Sample ID: CCVIS 480-618148/16 Calibration Date: 03/16/2022 20:29

Instrument ID: HP5977M Calib Start Date: 12/08/2021 14:19

GC Column: ZB-624 (30) VOA ID: 0.25(mm) Calib End Date: 12/08/2021 16:43

Lab File ID: M02729.D Conc. Units: ug/L Heated Purge: (Y/N) Y

ANALYTE	CURVE TYPE	AVE RRF	RRF	MIN RRF	CALC AMOUNT	SPIKE AMOUNT	%D	MAX %D	
1,2-Dibromo-3-Chloropropane	Ave	0.2319	0.2196	0.0500	47.4	50.0	-5.3	50.0	
1,2,4-Trichlorobenzene	Ave	1.241	1.321	0.2000	53.2	50.0	6.4	20.0	
Hexachlorobutadiene	Ave	0.5987	0.7667		64.0	50.0	28.1*	20.0	NT
Naphthalene	Ave	3.169	2.951		46.6	50.0	-6.9	20.0	
1,2,3-Trichlorobenzene	Ave	1.247	1.241		49.7	50.0	-0.5	20.0	
Dibromofluoromethane (Surr)	Ave	1.308	1.359		52.0	50.0	3.9	20.0	
1,2-Dichloroethane-d4 (Surr)	Ave	0.8819	0.9188		52.1	50.0	4.2	20.0	
Toluene-d8 (Surr)	Ave	2.309	2.339		50.7	50.0	1.3	20.0	
4-Bromofluorobenzene (Surr)	Ave	0.6847	0.7426		54.2	50.0	8.4	20.0	

3-IN
METHOD BLANK
METALS

Lab Name: Eurofins Buffalo Job No.: 480-195789-1

SDG No.:

Concentration Units: mg/Kg Lab Sample ID: MB 480-618078/1-A

Instrument Code: ICAP2 Batch No.: 618594

CAS No.	Analyte	Concentration	C	Q	Method
7440-38-2	Arsenic	2.0	U		6010C
7440-39-3	Barium	0.175	J		6010C
7439-92-1	Lead	0.98	U		6010C
7440-66-6	Zinc	2.66			6010C

Appendix C

Validator Qualifications

KENNETH R. APPLIN
Geochemist/Data Validator

Ph.D., Geochemistry and Mineralogy, The Pennsylvania State University

M.S., Geochemistry and Mineralogy, The Pennsylvania State University

B.A., Geological Sciences, SUNY at Geneseo, NY

Dr. Applin has over 35 years of experience working with the geochemistry of natural waters. His prior experience includes working as an Assistant Professor of Geology at the University of Missouri-Columbia and as Chief Hydrogeologist and Geochemist with a leading engineering firm in Rochester, NY. In 1993, he established KR Applin and Associates, a small consulting business that focuses on the geochemistry of natural waters, especially as applied to problems involving the contamination of groundwater and surface water.

Dr. Applin is also an experienced analytical data validator and has provided data validation services since 1994 to a variety of clients performing brownfield cleanup projects, hazardous waste remediation, groundwater monitoring at solid waste facilities, and other projects requiring third-party data validation. Dr. Applin has several years of hands-on experience with the laboratory analysis of natural waters and has successfully completed the USEPA Region II certification courses for performing inorganic and organic analytical data validation.

MICHAEL K. PERRY
Chemist/Data Validator

B.S. Chemistry, Georgia State University, Atlanta, GA

A.A.S., Chemical Technology, Alfred State College, Alfred, NY

Mr. Perry has over 30 years of experience in the analytical laboratory business. During his early career, he spent several years as a laboratory analyst performing the analysis of soil, water, and air samples for inorganic and organic chemical parameters. During his last 20 years in the environmental laboratory business, he managed and directed two major analytical laboratories in Rochester, NY. His management responsibilities included oversight of the daily operations of the lab, staff training and supervision, the selection, purchase, and maintenance of analytical instruments, the introduction of new laboratory methods, analytical quality assurance and quality control, data acquisition and management, and other business-related activities.

Mr. Perry has an extensive working knowledge of the methods and procedures used for sampling and analyzing both inorganic and organic analytes in soil, water, and air. He is an accomplished laboratory chemist and is familiar with the analytical methods and procedures established under the USEPA Contract Laboratory Protocols (CLP), the NYSDEC Analytical Services Protocols (ASP), and the NYSDOH Environmental Laboratory Approval Program (ELAP).

DATA USABILITY SUMMARY REPORT (DUSR)

Pilgrim Village Family
951 Ellicott St.
Buffalo, NY 14209
NYSDEC BCP # C915362

SDG: J195944-1
4 soil samples

Prepared for:

BE3 Corp.
960 Busti Avenue
Suite 150-B
Buffalo, NY 14213
Attention: Dalton Stack

May 2022

EDU *Environmental Data Usability 10028 Deer Park Dr. Dansville, NY 14437 585-991-9156*

Table of Contents

		Page No.
REVIEWER'S NARRATIVE		
1.0	SUMMARY	1
2.0	INTRODUCTION	1
3.0	SAMPLE AND ANALYSIS SUMMARY	2
4.0	GUIDANCE DOCUMENTS AND DATA REVIEW CRITERIA	2
5.0	DATA VALIDATION QUALIFIERS	3
6.0	RESULTS OF THE DATA REVIEW	4
7.0	TOTAL USABLE DATA	4

APPENDIX A Validated Analytical Results
APPENDIX B Laboratory QC Documentation
APPENDIX C Validator Qualifications

Tables

Table 4-1 Data Validation Guidance Documents
Table 4-2 Quality Control Criteria for Validating Laboratory Analytical Data

Summaries of Validated Results
Table 6-1 VOCs
Table 6-2 SVOCs
Table 6-3 Pesticides
Table 6-4 PCBs
Table 6-5 Metals

REVIEWER'S NARRATIVE
BE3 SDG J195944-1: Pilgrim Village Family

The data associated with this Sample Delivery Group (SDG) J195944-1, analyzed by Eurofins Buffalo, Buffalo, NY have been reviewed in accordance with assessment criteria provided by the New York State Department of Environmental Conservation following the review procedures provided in the USEPA Functional Guidelines for evaluating organic and inorganic data.

All analytical results reported by the laboratory are considered valid and acceptable except results that have been qualified as rejected, “R”. Results qualified as estimated “J”, or as non-detects, “U”, are considered usable for the purpose of evaluating water and/or soil quality. However, these qualifiers indicate that the accuracy and/or precision of the analytical result is questionable. A summary of all data that have been qualified and the reasons for qualification are provided in the following data usability summary report (DUSR).

Two facts should be noted by all data users. First, the “R” qualifier means that the associated value is unusable. In other words, due to significant quality control (QC) problems, the analysis is invalid and provides no information as to whether the analyte is present or not. Values qualified with an “R” should not appear on the final data tables because they cannot be relied upon, even as the last resort. Second, no analyte concentration, even if it has passed all QC tests, is guaranteed to be accurate. Strict QC serves to increase confidence in data, but any value potentially contains error.

Reviewer's Signature: Michael K. Perry Date: 5/3/2022

Michael K. Perry
Chemist

1.0 SUMMARY

SITE:	Pilgrim Village Family 951 Ellicott St. Buffalo, NY 14209
SAMPLING DATE:	March 18, 2022
SAMPLE TYPE:	4 soil samples
LABORATORY:	Eurofins Buffalo Buffalo, NY
SDG No.:	J195944-1

2.0 INTRODUCTION

This data usability summary report (DUSR) was prepared in accordance with guidance provided by the New York State Department of Environmental Conservation (NYSDEC). The DUSR is based on a review and evaluation of the laboratory analytical data package. Specifically, the NYSDEC guidance recommends review and evaluation of the following elements of the data package:

- Completeness of the data package as defined under the requirements of the NYSDEC Analytical Services Protocols (ASP) Category B or the United States Environmental Protection Agency (USEPA) Contract Laboratory Program (CLP) deliverables,
- Compliance with established analyte holding times,
- Adherence to quality control (QC) limits and specifications for blanks, instrument tuning and calibration, surrogate recoveries, spike recoveries, laboratory duplicate analyses, and other QC criteria,
- Adherence to established analytical protocols,
- Conformance of data summary sheets with raw analytical data, and
- Use of correct data qualifiers.

Data deficiencies, analytical protocol deviations, and quality control problems identified using the review criteria above and their effect on the analytical results are discussed in this report.

3.0 SAMPLE AND ANALYSIS SUMMARY

The data package consists of analytical results for four soil samples collected on March 18, 2022. These samples were analyzed for Volatile Organic Compounds (VOCs), Semi-volatile Organic Compounds (SVOCs), Pesticides, PCBs, and Metals.

All analyses were performed by Eurofins Buffalo, Buffalo, NY and analyzed as SDG J195944-1. The analytical results were provided in NYSDEC ASP Category B format, which includes all raw analytical data and laboratory QC data.

4.0 GUIDANCE DOCUMENTS AND DATA REVIEW CRITERIA

The guidance documents appropriate for reviewing laboratory quality control (QC) data and assigning data qualifiers (flags) to analytical results were selected from those listed in Table 4-1. The QC limits established in the documents applicable to this data review were used to assess the quality of the analytical results. In some cases, however, QC limits established internally by the laboratory were taken into account to determine data quality.

The QC criteria considered for assessing the usability of the reported analytical results provided for each analyte type (i.e. VOCs, SVOCs, metals, etc.) are listed in Table 4-2. These criteria may vary with the analytical method utilized by the laboratory. These criteria comply with the guidance recommended in Section 2.0 above.

5.0 DATA VALIDATION QUALIFIERS

The letter qualifiers (flags) used to define data usability are described briefly below. These letters are assigned by the data validator to analytical results having questionable accuracy and/or precision as determined by reviewing the laboratory QC data associated with the analytical results.

TABLE 4-1

Guidance Used For Validating Laboratory Analytical Data

Analyte Group	Guidance	Date
Metals (ICP-AES)	USEPA SOP HW-3a, Rev. 1	September 2016
Metals (Hg & CN)	USEPA SOP HW-3c, Rev. 1	September 2016
Volatile Organic Compounds (by Methods 8260B & 8260C)	USEPA SOP HW-24, Rev. 4	September 2014
Semi-Volatile Organic Compounds (by Method 8270D)	USEPA SOP HW-22 Rev. 5	December 2010
Pesticides (by Method 8181B)	USEPA SOP HW-44, Rev. 1.1	December 2010
Chlorinated Herbicides (by Method 8151A)	USEPA SOP HW-17, Rev. 3.1	December 2010
Polychlorinated Biphenyls (PCBs)	USEPA SOP HW-37A, Rev. 0	June 2015
Volatile Organic Compounds (Air) (by Method TO-15)	USEPA SOP HW-31, Rev. 6	September 2016
Per- and PolyFluoroAlkyl Substances (PFAS)	* NYSDEC	January 2021
General Chemistry Parameters	per NYSDEC ASP	July 2005

* Sampling, Analysis, and Assessment of Per- and Polyfluoroalkyl Substances (PFAS) Under NYSDEC's Part 375 Remedial Programs, Appendix I

TABLE 4-2

QUALITY CONTROL CRITERIA USED FOR VALIDATING LABORATORY ANALYTICAL DATA

VOCs	SVOCs	Pesticides/PCBs	Metals	Gen Chemistry	PFAS
Completeness of Pkg	Completeness of Pkg	Completeness of Pkg	Completeness of Pkg	Completeness of Pkg	Completeness of Pkg
Sample Preservation	Sample Preservation	Sample Preservation	Sample Preservation	Sample Preservation	Sample Preservation
Holding Time	Holding Time	Holding Time	Holding Time	Holding Times	Holding Time
System Monitoring Compounds	Surrogate Recoveries	Surrogate Recoveries	Initial/Continuing Calibration	Calibration	Instr Performance Check
Lab Control Sample	Lab Control Sample	Matrix Spikes	CRDL Standards	Lab Control Samples	Initial Calibration
Matrix Spikes	Matrix Spikes	Blanks	Blanks	Blanks	Continuing Calibration
Blanks	Blanks	Instrument Calibration & Verification	Interference Check Sample	Spike Recoveries	Blanks
Instrument Tuning	Instrument Tuning	Comparison of duplicate GC column results	Spike Recoveries	Lab Duplicates	Surrogates
Internal Standards	Internal Standards	Analyte ID	Lab Duplicate		Lab Fortified Blank
Initial Calibration	Initial Calibration	Lab Qualifiers	Lab Control Sample		Matrix Spikes
Continuing Calibration	Continuing Calibration	Field Duplicate	ICP Serial Dilutions		Internal Standards
Lab Qualifiers	Lab Qualifiers		Lab Qualifiers		
Field Duplicate	Field Duplicate		Field Duplicate		

Method TO-15 (Air)
Completeness of Pkg
Sample Preservation
Holding Time
Canister Certification
Instrument Tuning
Initial Calibration and Instrument Performance
Daily Calibration
Blanks
Lab Control Sample
Field Duplicate

The laboratory may also use various letters and symbols to flag analytical results generated when QC limits were exceeded. The meanings of these flags may differ from those used by the independent data validator. Those used by the laboratory are provided with the analytical results.

NOTE: The assignment of data qualifiers by the data reviewer (validator) to laboratory analytical results should not necessarily be interpreted by the data user as a measure of laboratory ability or proficiency. Rather, the qualifiers are intended to provide a measure of data accuracy and precision to the data user, which, for example, may provide a level of confidence in determining whether or not standards or cleanup objectives have been met.

U The analyte was analyzed for but was not detected at or above the sample quantitation limit.

J The analyte was positively identified; the associated numerical value is the *approximate* concentration of the analyte in the sample. (The magnitude of any ± value associated with the result is not determined by data validation).

J+ The result is an estimated quantity and may be biased high.

J- The result is an estimated quantity and may be biased low.

UJ The analyte was analyzed for but not detected. The reported quantitation limit is approximate and may inaccurate or imprecise.

R The sample result is rejected (i.e., is unusable) due to serious deficiencies in the ability to analyze the sample and meet quality control criteria. The presence or absence of the analyte cannot be verified.

NJ The analysis indicates the presence of an analyte that has been "tentatively identified" and the associated numerical value represents its approximate concentration.

The validated analytical results are attached to this report. Validation qualifiers (flags) are indicated in red print. Data sheets having qualified data are signed and dated by the data reviewer.

6.0 RESULTS OF THE DATA REVIEW

The results of the data review are summarized in Tables 6-1 through 6-5. The tables list the samples where QC criteria were found to exceed acceptable limits and the actions taken to qualify the associated analytical results.

7.0 TOTAL USABLE DATA

For SDG J195944-1, four samples were analyzed and results were reported for 596 analytes. Even though some results were flagged with a "J" as estimated, all results (100 %) are considered usable. See the summary table for the analyses that have rejected/qualified and the corresponding QC reasons.

NOTE: 1) As noted by the laboratory, the soil samples were not collected following SW846 5035A protocol. This adds an element of uncertainty to the analytical results for volatile organic analytes (VOAs). Although not specifically indicated on the final data sheets with a "J" flag, the VOA analytical results should be considered estimated, but usable.

Table 6-1 8260 VOCs

SAMPLES AFFECTED	ANALYTES	ACTION	QC VIOLATION	COMMENTS
B-32	1,1,2,2-Tetrachloroethane 1,1,2-Trichloroethane 1,2,4-Trichlorobenzene DBCP 1,2-Dibromoethane 1,2-Dichlorobenzene 1,3-Dichlorobenzene MEK 2-Hexanone MIBK Acetone cis-1,3-Dichloropropene Ethylbenzene Methyl acetate	J detects UJ non-detects	MS/MSD < QC limit	Data are estimated
All samples	Chloroform	CRQL-U	Detected in method blank	Data changed to non-detect

Table 6-2 8270 SVOCs

SAMPLES AFFECTED	ANALYTES	ACTION	QC VIOLATION	COMMENTS
B-26	All analytes	J detects UJ non-detects	Surrogate rec. < QC limit	Data are estimated
B-32	All acid extractables	J detects UJ non-detects	Surrogate rec. < QC limit	Data are estimated

B-31	Pentachlorophenol	J detects UJ non-detects	CCV > QC limit	Data are estimated
B-25 B-26 B-32	2,4-Dnitrophenol 4,6-Dinitro-2-methylphenol	J detects UJ non-detects	CCV > QC limit	Data are estimated

Table 6-3 Pesticides

SAMPLES AFFECTED	ANALYTES	ACTION	QC VIOLATION	COMMENTS
B-26	Heptachlorepoxide	J detects	MS/MSD > QC limit	Data are estimated

Table 6-4 PCBs

SAMPLES AFFECTED	ANALYTES	ACTION	QC VIOLATION	COMMENTS
none			none	

Table 6-5 Metals

SAMPLES AFFECTED	ANALYTES	ACTION	QC VIOLATION	COMMENTS
none			none	

ACRONYMS

BSP	Blank Spike
CCAL	Continuing Calibration
CCB	Continuing Calibration Blank
CCV	Continuing Calibration Verification
CRDL	Contract Required Detection Limit
CRQL	Contract Required Quantitation Limit
%D	Percent Difference
ICAL	Initial Calibration
ICB	Initial Calibration Blank
IS	Internal Standard
LCS	Laboratory Control Sample
MS/MSD	Matrix Spike/Matrix Spike Duplicate
QA	Quality Assurance
QC	Quality Control
%R	Percent recovery
RPD	Relative Percent Difference
RRF	Relative Response Factor
%RSD	Percent Relative Standard Deviation
TAL	Target Analyte List (metals)
TCL	Target Compound List (organics)

Appendix A

Validated Analytical Results

ANALYTICAL REPORT

Job Number: 480-195944-1

Job Description: Project #1 - Pilgrim Village Family

For:
Brydges Engineering in Environment & Energy DPC
960 Busti Ave
Suite B-150
Buffalo, NY 14213

Attention: Dalton Stack

Approved for release.
John Beninati
Project Manager
3/29/2022 10:40 AM

John Beninati, Project Manager
10 Hazelwood Drive, Amherst, NY, 14228-2298
john.beninati@eurofinset.com
03/29/2022

The test results in this report meet all NELAP requirements for parameters for which accreditation is required or available. Any exceptions to the NELAP requirements are noted in this report. Pursuant to NELAP, this report may not be reproduced, except in full, without the written approval of the laboratory. This report is confidential and is intended for the sole use of Eurofins Environment Testing Northeast, LLC Buffalo and its client. All questions regarding this report should be directed to the Eurofins Environment Testing Northeast, LLC Buffalo Project Manager or designee who has signed this report.

The test results in this report relate only to the samples as received by the laboratory and will meet all requirements of the methodology, with any exceptions noted. This report shall not be reproduced except in full, without the express written approval of the laboratory. All questions should be directed to the Eurofins Environment Testing Northeast, LLC Project Manager.

This report has been electronically signed and authorized by the signatory. Electronic signature is intended to be the legally binding equivalent of a traditionally handwritten signature.

Eurofins Buffalo
10 Hazelwood Drive, Amherst, NY 14228-2298
Tel (716) 691-2600 Fax (716) 691-7991 www.EurofinsUS.com

Job Narrative
480-195944-1

Comments
No additional comments.

Receipt
The samples were received on 3/18/2022 1:15 PM. Unless otherwise noted below, the samples arrived in good condition, and where required, properly preserved and on ice. The temperature of the cooler at receipt was 16.8º C.

GC/MS VOA
No analytical or quality issues were noted, other than those described in the Definitions/Glossary page.

GC/MS Semi VOA
Method 8270D: The continuing calibration verification (CCV) associated with batch 480-618807 recovered outside acceptance criteria, low biased, for Pentachlorophenol. A reporting limit (RL) standard was analyzed, and the target analytes are detected. Since the associated samples were non-detect for the analyte(s), the data are reported.

Method 8270D: The following samples were diluted due to sample matrix interfering with internal standard recoveries: B 25 (480-195944-1) and B 26 (480-195944-2). Elevated reporting limits (RLs) are provided.

Method 8270D: Surrogate recovery for the following samples were outside control limits: B 25 (480-195944-1) and B 32 (480-195944-4). Evidence of matrix interference is present; therefore, re-extraction and/or re-analysis was not performed.

Method 8270D: The continuing calibration verification (CCV) associated with batch 480-618977 recovered outside acceptance criteria, low biased, for 2,4-Dinitrophenol and 4,6-Dinitro-2-methylphenol. A reporting limit (RL) standard was analyzed, and the target analytes are detected. Since the associated samples were non-detect for the analyte(s), the data are reported.

No additional analytical or quality issues were noted, other than those described above or in the Definitions/Glossary page.

GC Semi VOA
Method 8081B: The matrix spike / matrix spike duplicate (MS/MSD) recoveries for preparation batch 480-618646 and analytical batch 480-618729 were outside control limits. Sample matrix interference and/or non-homogeneity are suspected because the associated laboratory control sample (LCS) recovery was within acceptance limits. B 26 (480-195944-2)

Method 8081B: Surrogate recovery for the following sample was outside the upper control limit: B 32 (480-195944-4). This sample did not contain any target analytes; therefore, re-extraction and/or re-analysis was not performed.

Method 8082A: Surrogate recovery for the following samples were outside control limits: B 25 (480-195944-1) and B 32 (480-195944-4). Evidence of matrix interference is present; therefore, re-extraction and/or re-analysis was not performed.

No additional analytical or quality issues were noted, other than those described above or in the Definitions/Glossary page.

Metals
No analytical or quality issues were noted, other than those described in the Definitions/Glossary page.

Organic Prep
No analytical or quality issues were noted, other than those described in the Definitions/Glossary page.

Sample Summary

Client: Brydges Engineering in Environment & Energy DPC
Job ID: 480-195944-1
Project/Site: Project #1 - Pilgrim Village Family

Lab Sample ID	Client Sample ID	Matrix	Collected	Received
480-195944-1	B 25	Solid	03/18/22 12:00	03/18/22 13:15
480-195944-2	B 26	Solid	03/18/22 12:00	03/18/22 13:15
480-195944-3	B 31	Solid	03/18/22 12:00	03/18/22 13:15
480-195944-4	B 32	Solid	03/18/22 12:00	03/18/22 13:15

Eurofins Buffalo
10 Hazelwood Drive
Amherst, NY 14228-2298
Phone: 716-691-2600 Fax: 716-691-7991

Chain of Custody Record

eurofins Environment Testing America

Client Information	Sampler: Jesse Zientek	Lab PM: Beninati, John	Carrier Tracking No(s):	COC No: 480-171541-37182.2
Client Contact: Mr. Jake Tracy	Phone: 716-462-2401	E-Mail: john.beninati@eurofinset.com	State of Origin:	Page: Page 2 of 2
Company: Brydges Engineering in Environment & Energy DPC	PWSID:			Job #:
Address: 960 Busti Ave Suite B-150	Due Date Requested:			
City: Buffalo	TAT Requested (days): 5 Days			
State, Zip: NY, 14213	Compliance Project: Δ Yes Δ No			
Phone: 716-249-6880(Tel)	PO #: Purchase Order not required			
Email: jtracy@be3corp.com	WO #:			
Project Name: Project #1 - Pilgrim Village Family	Project #: 48024826			
Site:	SSOW#:			

Analysis Requested

480-195944 Chain of Custody

Preservation Codes:
A - HCL
B - NaOH
C - Zn Acetate
M - Hexane
N - None
O - AsNaO2
P - Na2O4S
Q - Na2SO3
R - Na2S2O3
S - H2SO4
T - TSP Dodecahydrate
U - Acetone
V - MCAA
W - pH 4-5
Z - other (specify)

Other:

Sample Identification	Sample Date	Sample Time	Sample Type (C=comp, G=grab)	Matrix (W=water, S=solid, O=waste/oil, BT=Tissue, A=Air)	Field Filtered Sample (Yes or No)	Perform MS/MSD (Yes or No)	6010C, 7471B	8270D - TCL SVOCs	8260C - TCL VOCs (LL Bulk)	8081B, 8082A, 8270D	Total Number of con	Special Instructions/Note:
			Preservation Code:				N	N	N	N		
B25	3/18/22	1200	G	Solid			X	X	X	X	4	All samples to
B26	↓	↓	↓	Solid			X	X	X	X	4	be tested for
B31	↓	↓	↓	Solid			X	X	X	X	4	TCL VOC, TCL SVOC
B32	↓	↓	↓	Solid			X	X	X	X	4	TCL PCB, TCL Pesticide
												TAL Metals w/ mercury
												(arsenic, barium, lead,
												mercury, zinc)
												* Please call if
												chain is incorrect *

Possible Hazard Identification
☒ Non-Hazard ☐ Flammable ☐ Skin Irritant ☐ Poison B ☐ Unknown ☐ Radiological

Sample Disposal (A fee may be assessed if samples are retained longer than 1 month)
☐ Return To Client ☐ Disposal By Lab ☐ Archive For _____ Months

Deliverable Requested: I, II, III, IV, Other (specify) NYSDEC - CAT B + EDD

Special Instructions/QC Requirements:

Empty Kit Relinquished by:	Date:	Time:	Method of Shipment: PROP OFF		
Relinquished by: J Zientek	Date/Time: 3/18/22 13:15	Company: BE3	Received by: [illegible]	Date/Time: 3/18/22 1000	Company: TAB
Relinquished by:	Date/Time:	Company	Received by:	Date/Time:	Company
Relinquished by:	Date/Time:	Company	Received by:	Date/Time:	Company

Custody Seals Intact: Δ Yes Δ No	Custody Seal No.:	Cooler Temperature(s) °C and Other Remarks: 16.8 #1 No ICE

Ver: 06/08/2021

Method 8260C

Volatile Organic Compounds (GC/MS) by Method 8260C

FORM I
GC/MS VOA ORGANICS ANALYSIS DATA SHEET

Lab Name: Eurofins Buffalo | Job No.: 480-195944-1

SDG No.:

Client Sample ID: B 25 | Lab Sample ID: 480-195944-1

Matrix: Solid | Lab File ID: M02823.D

Analysis Method: 8260C | Date Collected: 03/18/2022 12:00

Sample wt/vol: 5.13(g) | Date Analyzed: 03/22/2022 04:14

Soil Aliquot Vol: | Dilution Factor: 1

Soil Extract Vol.: | GC Column: ZB-624 (30) VOA ID: 0.25(mm)

% Moisture: 15.1 | Level: (low/med) Low

Analysis Batch No.: 618558 | Units: ug/Kg

CAS NO.	COMPOUND NAME	RESULT	Q	RL	MDL
71-55-6	1,1,1-Trichloroethane	5.7	U vs	5.7	0.42
79-34-5	1,1,2,2-Tetrachloroethane	5.7	U vs	5.7	0.93
76-13-1	1,1,2-Trichloro-1,2,2-trifluoroethane	5.7	U vs	5.7	1.3
79-00-5	1,1,2-Trichloroethane	5.7	U vs	5.7	0.75
75-34-3	1,1-Dichloroethane	5.7	U vs	5.7	0.70
75-35-4	1,1-Dichloroethene	5.7	U vs	5.7	0.70
120-82-1	1,2,4-Trichlorobenzene	5.7	U vs	5.7	0.35
96-12-8	1,2-Dibromo-3-Chloropropane	5.7	U vs	5.7	2.9
106-93-4	1,2-Dibromoethane	5.7	U vs	5.7	0.74
95-50-1	1,2-Dichlorobenzene	5.7	U vs	5.7	0.45
107-06-2	1,2-Dichloroethane	5.7	U vs	5.7	0.29
78-87-5	1,2-Dichloropropane	5.7	U vs	5.7	2.9
541-73-1	1,3-Dichlorobenzene	5.7	U vs	5.7	0.30
106-46-7	1,4-Dichlorobenzene	5.7	U vs	5.7	0.80
78-93-3	2-Butanone (MEK)	29	U vs	29	2.1
591-78-6	2-Hexanone	29	U vs	29	2.9
108-10-1	4-Methyl-2-pentanone (MIBK)	29	U vs	29	1.9
67-64-1	Acetone	29	U vs	29	4.8
71-43-2	Benzene	5.7	U vs	5.7	0.28
75-27-4	Bromodichloromethane	5.7	U vs	5.7	0.77
75-25-2	Bromoform	5.7	U vs	5.7	2.9
74-83-9	Bromomethane	5.7	U vs	5.7	0.52
75-15-0	Carbon disulfide	5.7	U vs	5.7	2.9
56-23-5	Carbon tetrachloride	5.7	U vs	5.7	0.56
108-90-7	Chlorobenzene	5.7	U vs	5.7	0.76
75-00-3	Chloroethane	5.7	U vs	5.7	1.3
67-66-3	Chloroform	5.7 UJ ~~0.67~~	J B vs	5.7	0.35
74-87-3	Chloromethane	5.7	U vs	5.7	0.35
156-59-2	cis-1,2-Dichloroethene	5.7	U vs	5.7	0.73
10061-01-5	cis-1,3-Dichloropropene	5.7	U vs	5.7	0.83
110-82-7	Cyclohexane	5.7	U vs	5.7	0.80
124-48-1	Dibromochloromethane	5.7	U vs	5.7	0.73
75-71-8	Dichlorodifluoromethane	5.7	U vs	5.7	0.47
100-41-4	Ethylbenzene	5.7	U vs	5.7	0.40
98-82-8	Isopropylbenzene	5.7	U vs	5.7	0.87

MKP 5/3/2022

FORM I
GC/MS VOA ORGANICS ANALYSIS DATA SHEET

Lab Name: Eurofins Buffalo
Job No.: 480-195944-1
SDG No.:
Client Sample ID: B 25
Lab Sample ID: 480-195944-1
Matrix: Solid
Lab File ID: M02823.D
Analysis Method: 8260C
Date Collected: 03/18/2022 12:00
Sample wt/vol: 5.13(g)
Date Analyzed: 03/22/2022 04:14
Soil Aliquot Vol:
Dilution Factor: 1
Soil Extract Vol.:
GC Column: ZB-624 (30) VOA ID: 0.25(mm)
% Moisture: 15.1
Level: (low/med) Low
Analysis Batch No.: 618558
Units: ug/Kg

CAS NO.	COMPOUND NAME	RESULT	Q	RL	MDL
79-20-9	Methyl acetate	29	U vs	29	3.5
1634-04-4	Methyl tert-butyl ether	5.7	U vs	5.7	0.56
108-87-2	Methylcyclohexane	5.7	U vs	5.7	0.87
75-09-2	Methylene Chloride	5.7	U vs	5.7	2.6
100-42-5	Styrene	5.7	U vs	5.7	0.29
127-18-4	Tetrachloroethene	5.7	U vs	5.7	0.77
108-88-3	Toluene	5.7	U vs	5.7	0.43
156-60-5	trans-1,2-Dichloroethene	5.7	U vs	5.7	0.59
10061-02-6	trans-1,3-Dichloropropene	5.7	U vs	5.7	2.5
79-01-6	Trichloroethene	5.7	U vs	5.7	1.3
75-69-4	Trichlorofluoromethane	5.7	U vs	5.7	0.54
75-01-4	Vinyl chloride	5.7	U vs	5.7	0.70
1330-20-7	Xylenes, Total	11	U vs	11	0.96

CAS NO.	SURROGATE	%REC	Q	LIMITS
17060-07-0	1,2-Dichloroethane-d4 (Surr)	101		64-126
460-00-4	4-Bromofluorobenzene (Surr)	98		72-126
1868-53-7	Dibromofluoromethane (Surr)	101		60-140
2037-26-5	Toluene-d8 (Surr)	102		71-125

FORM I
GC/MS VOA ORGANICS ANALYSIS DATA SHEET

Lab Name: Eurofins Buffalo | Job No.: 480-195944-1

SDG No.:

Client Sample ID: B 26 | Lab Sample ID: 480-195944-2

Matrix: Solid | Lab File ID: M02824.D

Analysis Method: 8260C | Date Collected: 03/18/2022 12:00

Sample wt/vol: 5.05(g) | Date Analyzed: 03/22/2022 04:38

Soil Aliquot Vol: | Dilution Factor: 1

Soil Extract Vol.: | GC Column: ZB-624 (30) VOA ID: 0.25(mm)

% Moisture: 15.7 | Level: (low/med) Low

Analysis Batch No.: 618558 | Units: ug/Kg

CAS NO.	COMPOUND NAME	RESULT	Q	RL	MDL
71-55-6	1,1,1-Trichloroethane	5.9	U vs	5.9	0.43
79-34-5	1,1,2,2-Tetrachloroethane	5.9	U vs	5.9	0.95
76-13-1	1,1,2-Trichloro-1,2,2-trifluoroethane	5.9	U vs	5.9	1.3
79-00-5	1,1,2-Trichloroethane	5.9	U vs	5.9	0.76
75-34-3	1,1-Dichloroethane	5.9	U vs	5.9	0.72
75-35-4	1,1-Dichloroethene	5.9	U vs	5.9	0.72
120-82-1	1,2,4-Trichlorobenzene	5.9	U vs	5.9	0.36
96-12-8	1,2-Dibromo-3-Chloropropane	5.9	U vs	5.9	2.9
106-93-4	1,2-Dibromoethane	5.9	U vs	5.9	0.75
95-50-1	1,2-Dichlorobenzene	5.9	U vs	5.9	0.46
107-06-2	1,2-Dichloroethane	5.9	U vs	5.9	0.29
78-87-5	1,2-Dichloropropane	5.9	U vs	5.9	2.9
541-73-1	1,3-Dichlorobenzene	5.9	U vs	5.9	0.30
106-46-7	1,4-Dichlorobenzene	5.9	U vs	5.9	0.82
78-93-3	2-Butanone (MEK)	29	U vs	29	2.1
591-78-6	2-Hexanone	29	U vs	29	2.9
108-10-1	4-Methyl-2-pentanone (MIBK)	29	U vs	29	1.9
67-64-1	Acetone	5.2	J vs	29	4.9
71-43-2	Benzene	5.9	U vs	5.9	0.29
75-27-4	Bromodichloromethane	5.9	U vs	5.9	0.79
75-25-2	Bromoform	5.9	U vs	5.9	2.9
74-83-9	Bromomethane	5.9	U vs	5.9	0.53
75-15-0	Carbon disulfide	5.9	U vs	5.9	2.9
56-23-5	Carbon tetrachloride	5.9	U vs	5.9	0.57
108-90-7	Chlorobenzene	5.9	U vs	5.9	0.78
75-00-3	Chloroethane	5.9	U vs	5.9	1.3
67-66-3	Chloroform	5.9 UJ ~~0.68~~	J B vs	5.9	0.36
74-87-3	Chloromethane	5.9	U vs	5.9	0.35
156-59-2	cis-1,2-Dichloroethene	5.9	U vs	5.9	0.75
10061-01-5	cis-1,3-Dichloropropene	5.9	U vs	5.9	0.85
110-82-7	Cyclohexane	5.9	U vs	5.9	0.82
124-48-1	Dibromochloromethane	5.9	U vs	5.9	0.75
75-71-8	Dichlorodifluoromethane	5.9	U vs	5.9	0.49
100-41-4	Ethylbenzene	5.9	U vs	5.9	0.41
98-82-8	Isopropylbenzene	5.9	U vs	5.9	0.89

MKP 5/3/2022

FORM I
GC/MS VOA ORGANICS ANALYSIS DATA SHEET

Lab Name: Eurofins Buffalo
Job No.: 480-195944-1
SDG No.:
Client Sample ID: B 26
Lab Sample ID: 480-195944-2
Matrix: Solid
Lab File ID: M02824.D
Analysis Method: 8260C
Date Collected: 03/18/2022 12:00
Sample wt/vol: 5.05(g)
Date Analyzed: 03/22/2022 04:38
Soil Aliquot Vol:
Dilution Factor: 1
Soil Extract Vol.:
GC Column: ZB-624 (30) VOA ID: 0.25(mm)
% Moisture: 15.7
Level: (low/med) Low
Analysis Batch No.: 618558
Units: ug/Kg

CAS NO.	COMPOUND NAME	RESULT	Q	RL	MDL
79-20-9	Methyl acetate	29	U vs	29	3.5
1634-04-4	Methyl tert-butyl ether	5.9	U vs	5.9	0.58
108-87-2	Methylcyclohexane	5.9	U vs	5.9	0.89
75-09-2	Methylene Chloride	5.9	U vs	5.9	2.7
100-42-5	Styrene	5.9	U vs	5.9	0.29
127-18-4	Tetrachloroethene	5.9	U vs	5.9	0.79
108-88-3	Toluene	5.9	U vs	5.9	0.44
156-60-5	trans-1,2-Dichloroethene	5.9	U vs	5.9	0.61
10061-02-6	trans-1,3-Dichloropropene	5.9	U vs	5.9	2.6
79-01-6	Trichloroethene	5.9	U vs	5.9	1.3
75-69-4	Trichlorofluoromethane	5.9	U vs	5.9	0.56
75-01-4	Vinyl chloride	5.9	U vs	5.9	0.72
1330-20-7	Xylenes, Total	12	U vs	12	0.99

CAS NO.	SURROGATE	%REC	Q	LIMITS
17060-07-0	1,2-Dichloroethane-d4 (Surr)	105		64-126
460-00-4	4-Bromofluorobenzene (Surr)	101		72-126
1868-53-7	Dibromofluoromethane (Surr)	104		60-140
2037-26-5	Toluene-d8 (Surr)	101		71-125

FORM I
GC/MS VOA ORGANICS ANALYSIS DATA SHEET

Lab Name: Eurofins Buffalo | Job No.: 480-195944-1

SDG No.:

Client Sample ID: B 31 | Lab Sample ID: 480-195944-3

Matrix: Solid | Lab File ID: M02825.D

Analysis Method: 8260C | Date Collected: 03/18/2022 12:00

Sample wt/vol: 5.03(g) | Date Analyzed: 03/22/2022 05:02

Soil Aliquot Vol: | Dilution Factor: 1

Soil Extract Vol.: | GC Column: ZB-624 (30) VOA ID: 0.25(mm)

% Moisture: 17.6 | Level: (low/med) Low

Analysis Batch No.: 618558 | Units: ug/Kg

CAS NO.	COMPOUND NAME	RESULT	Q	RL	MDL
71-55-6	1,1,1-Trichloroethane	6.0	U vs	6.0	0.44
79-34-5	1,1,2,2-Tetrachloroethane	6.0	U vs	6.0	0.98
76-13-1	1,1,2-Trichloro-1,2,2-trifluoroethane	6.0	U vs	6.0	1.4
79-00-5	1,1,2-Trichloroethane	6.0	U vs	6.0	0.78
75-34-3	1,1-Dichloroethane	6.0	U vs	6.0	0.74
75-35-4	1,1-Dichloroethene	6.0	U vs	6.0	0.74
120-82-1	1,2,4-Trichlorobenzene	6.0	U vs	6.0	0.37
96-12-8	1,2-Dibromo-3-Chloropropane	6.0	U vs	6.0	3.0
106-93-4	1,2-Dibromoethane	6.0	U vs	6.0	0.77
95-50-1	1,2-Dichlorobenzene	6.0	U vs	6.0	0.47
107-06-2	1,2-Dichloroethane	6.0	U vs	6.0	0.30
78-87-5	1,2-Dichloropropane	6.0	U vs	6.0	3.0
541-73-1	1,3-Dichlorobenzene	6.0	U vs	6.0	0.31
106-46-7	1,4-Dichlorobenzene	6.0	U vs	6.0	0.84
78-93-3	2-Butanone (MEK)	30	U vs	30	2.2
591-78-6	2-Hexanone	30	U vs	30	3.0
108-10-1	4-Methyl-2-pentanone (MIBK)	30	U vs	30	2.0
67-64-1	Acetone	30	U vs	30	5.1
71-43-2	Benzene	6.0	U vs	6.0	0.30
75-27-4	Bromodichloromethane	6.0	U vs	6.0	0.81
75-25-2	Bromoform	6.0	U vs	6.0	3.0
74-83-9	Bromomethane	6.0	U vs	6.0	0.54
75-15-0	Carbon disulfide	6.0	U vs	6.0	3.0
56-23-5	Carbon tetrachloride	6.0	U vs	6.0	0.58
108-90-7	Chlorobenzene	6.0	U vs	6.0	0.80
75-00-3	Chloroethane	6.0	U vs	6.0	1.4
67-66-3	Chloroform	6.0 UJ ~~0.64~~	J B vs	6.0	0.37
74-87-3	Chloromethane	6.0	U vs	6.0	0.36
156-59-2	cis-1,2-Dichloroethene	6.0	U vs	6.0	0.77
10061-01-5	cis-1,3-Dichloropropene	6.0	U vs	6.0	0.87
110-82-7	Cyclohexane	6.0	U vs	6.0	0.84
124-48-1	Dibromochloromethane	6.0	U vs	6.0	0.77
75-71-8	Dichlorodifluoromethane	6.0	U vs	6.0	0.50
100-41-4	Ethylbenzene	6.0	U vs	6.0	0.42
98-82-8	Isopropylbenzene	6.0	U vs	6.0	0.91

MKP 5/3/2022

FORM I
GC/MS VOA ORGANICS ANALYSIS DATA SHEET

Lab Name: Eurofins Buffalo
Job No.: 480-195944-1
SDG No.:
Client Sample ID: B 31
Lab Sample ID: 480-195944-3
Matrix: Solid
Lab File ID: M02825.D
Analysis Method: 8260C
Date Collected: 03/18/2022 12:00
Sample wt/vol: 5.03(g)
Date Analyzed: 03/22/2022 05:02
Soil Aliquot Vol:
Dilution Factor: 1
Soil Extract Vol.:
GC Column: ZB-624 (30) VOA ID: 0.25(mm)
% Moisture: 17.6
Level: (low/med) Low
Analysis Batch No.: 618558
Units: ug/Kg

CAS NO.	COMPOUND NAME	RESULT	Q	RL	MDL
79-20-9	Methyl acetate	30	U vs	30	3.6
1634-04-4	Methyl tert-butyl ether	6.0	U vs	6.0	0.59
108-87-2	Methylcyclohexane	6.0	U vs	6.0	0.92
75-09-2	Methylene Chloride	6.0	U vs	6.0	2.8
100-42-5	Styrene	6.0	U vs	6.0	0.30
127-18-4	Tetrachloroethene	6.0	U vs	6.0	0.81
108-88-3	Toluene	6.0	U vs	6.0	0.46
156-60-5	trans-1,2-Dichloroethene	6.0	U vs	6.0	0.62
10061-02-6	trans-1,3-Dichloropropene	6.0	U vs	6.0	2.7
79-01-6	Trichloroethene	6.0	U vs	6.0	1.3
75-69-4	Trichlorofluoromethane	6.0	U vs	6.0	0.57
75-01-4	Vinyl chloride	6.0	U vs	6.0	0.74
1330-20-7	Xylenes, Total	12	U vs	12	1.0

CAS NO.	SURROGATE	%REC	Q	LIMITS
17060-07-0	1,2-Dichloroethane-d4 (Surr)	103		64-126
460-00-4	4-Bromofluorobenzene (Surr)	100		72-126
1868-53-7	Dibromofluoromethane (Surr)	103		60-140
2037-26-5	Toluene-d8 (Surr)	100		71-125

FORM I
GC/MS VOA ORGANICS ANALYSIS DATA SHEET

Lab Name: Eurofins Buffalo | Job No.: 480-195944-1
SDG No.:
Client Sample ID: B 32 | Lab Sample ID: 480-195944-4
Matrix: Solid | Lab File ID: M02826.D
Analysis Method: 8260C | Date Collected: 03/18/2022 12:00
Sample wt/vol: 5.01(g) | Date Analyzed: 03/22/2022 05:27
Soil Aliquot Vol: | Dilution Factor: 1
Soil Extract Vol.: | GC Column: ZB-624 (30) VOA ID: 0.25(mm)
% Moisture: 17.7 | Level: (low/med) Low
Analysis Batch No.: 618558 | Units: ug/Kg

CAS NO.	COMPOUND NAME	RESULT	Q	RL	MDL	
71-55-6	1,1,1-Trichloroethane	6.1	U vs	6.1	0.44	
79-34-5	1,1,2,2-Tetrachloroethane	6.1	U F1 vs	6.1	0.98	UJ
76-13-1	1,1,2-Trichloro-1,2,2-trifluoroethane	6.1	U vs	6.1	1.4	
79-00-5	1,1,2-Trichloroethane	6.1	U F1 vs	6.1	0.79	UJ
75-34-3	1,1-Dichloroethane	6.1	U vs	6.1	0.74	
75-35-4	1,1-Dichloroethene	6.1	U vs	6.1	0.74	
120-82-1	1,2,4-Trichlorobenzene	6.1	U F1 vs	6.1	0.37	UJ
96-12-8	1,2-Dibromo-3-Chloropropane	6.1	U F1 vs	6.1	3.0	UJ
106-93-4	1,2-Dibromoethane	6.1	U F1 vs	6.1	0.78	UJ
95-50-1	1,2-Dichlorobenzene	6.1	U F1 vs	6.1	0.47	UJ
107-06-2	1,2-Dichloroethane	6.1	U vs	6.1	0.30	
78-87-5	1,2-Dichloropropane	6.1	U vs	6.1	3.0	
541-73-1	1,3-Dichlorobenzene	6.1	U F1 vs	6.1	0.31	UJ
106-46-7	1,4-Dichlorobenzene	6.1	U vs	6.1	0.85	
78-93-3	2-Butanone (MEK)	30	U F1 vs	30	2.2	UJ
591-78-6	2-Hexanone	30	U F1 vs	30	3.0	UJ
108-10-1	4-Methyl-2-pentanone (MIBK)	30	U F1 vs	30	2.0	UJ
67-64-1	Acetone	30	U F1 vs	30	5.1	UJ
71-43-2	Benzene	6.1	U vs	6.1	0.30	
75-27-4	Bromodichloromethane	6.1	U vs	6.1	0.81	
75-25-2	Bromoform	6.1	U vs	6.1	3.0	
74-83-9	Bromomethane	6.1	U vs	6.1	0.55	
75-15-0	Carbon disulfide	6.1	U vs	6.1	3.0	
56-23-5	Carbon tetrachloride	6.1	U vs	6.1	0.59	
108-90-7	Chlorobenzene	6.1	U vs	6.1	0.80	
75-00-3	Chloroethane	6.1	U vs	6.1	1.4	
67-66-3	Chloroform	6.1	U vs	6.1	0.37	
74-87-3	Chloromethane	6.1	U vs	6.1	0.37	
156-59-2	cis-1,2-Dichloroethene	6.1	U vs	6.1	0.78	

MKP 5/3/2022

FORM I
GC/MS VOA ORGANICS ANALYSIS DATA SHEET

Lab Name: Eurofins Buffalo | Job No.: 480-195944-1
SDG No.:
Client Sample ID: B 32 | Lab Sample ID: 480-195944-4
Matrix: Solid | Lab File ID: M02826.D
Analysis Method: 8260C | Date Collected: 03/18/2022 12:00
Sample wt/vol: 5.01(g) | Date Analyzed: 03/22/2022 05:27
Soil Aliquot Vol: | Dilution Factor: 1
Soil Extract Vol.: | GC Column: ZB-624 (30) VOA ID: 0.25(mm)
% Moisture: 17.7 | Level: (low/med) Low
Analysis Batch No.: 618558 | Units: ug/Kg

CAS NO.	COMPOUND NAME	RESULT	Q	RL	MDL	
10061-01-5	cis-1,3-Dichloropropene	6.1	U F1 vs	6.1	0.87	UJ
110-82-7	Cyclohexane	6.1	U vs	6.1	0.85	
124-48-1	Dibromochloromethane	6.1	U vs	6.1	0.78	
75-71-8	Dichlorodifluoromethane	6.1	U vs	6.1	0.50	
100-41-4	Ethylbenzene	6.1	U F1 vs	6.1	0.42	
98-82-8	Isopropylbenzene	6.1	U vs	6.1	0.91	
79-20-9	Methyl acetate	30	U F1 vs	30	3.7	UJ
1634-04-4	Methyl tert-butyl ether	6.1	U vs	6.1	0.60	
108-87-2	Methylcyclohexane	6.1	U vs	6.1	0.92	
75-09-2	Methylene Chloride	6.1	U vs	6.1	2.8	
100-42-5	Styrene	6.1	U vs	6.1	0.30	
127-18-4	Tetrachloroethene	6.1	U vs	6.1	0.81	
108-88-3	Toluene	6.1	U vs	6.1	0.46	
156-60-5	trans-1,2-Dichloroethene	6.1	U vs	6.1	0.63	
10061-02-6	trans-1,3-Dichloropropene	6.1	U vs	6.1	2.7	
79-01-6	Trichloroethene	6.1	U vs	6.1	1.3	
75-69-4	Trichlorofluoromethane	6.1	U vs	6.1	0.57	
75-01-4	Vinyl chloride	6.1	U vs	6.1	0.74	
1330-20-7	Xylenes, Total	12	U F1 vs	12	1.0	UJ

CAS NO.	SURROGATE	%REC	Q	LIMITS
17060-07-0	1,2-Dichloroethane-d4 (Surr)	101		64-126
460-00-4	4-Bromofluorobenzene (Surr)	97		72-126
1868-53-7	Dibromofluoromethane (Surr)	102		60-140
2037-26-5	Toluene-d8 (Surr)	100		71-125

MKP 5/3/2022

Method 8270D

Semivolatile Organic Compounds (GC/MS) by Method 8270D

FORM I
GC/MS SEMI VOA ORGANICS ANALYSIS DATA SHEET

Lab Name: Eurofins Buffalo | Job No.: 480-195944-1
SDG No.:
Client Sample ID: B 25 | Lab Sample ID: 480-195944-1
Matrix: Solid | Lab File ID: V3156854.D
Analysis Method: 8270D | Date Collected: 03/18/2022 12:00
Extract. Method: 3550C | Date Extracted: 03/22/2022 15:35
Sample wt/vol: 30.33(g) | Date Analyzed: 03/24/2022 16:05
Con. Extract Vol.: 1(mL) | Dilution Factor: 5
Injection Volume: 1(uL) | Level: (low/med) Low
% Moisture: 15.1 | GPC Cleanup:(Y/N) N
Analysis Batch No.: 618977 | Units: ug/Kg

CAS NO.	COMPOUND NAME	RESULT	Q	RL	MDL	
95-95-4	2,4,5-Trichlorophenol	990	U	990	270	
88-06-2	2,4,6-Trichlorophenol	990	U	990	200	
120-83-2	2,4-Dichlorophenol	990	U	990	100	
105-67-9	2,4-Dimethylphenol	990	U	990	240	
51-28-5	2,4-Dinitrophenol	9700	U	9700	4600	UJ
121-14-2	2,4-Dinitrotoluene	990	U	990	200	
606-20-2	2,6-Dinitrotoluene	990	U	990	120	
91-58-7	2-Chloronaphthalene	990	U	990	160	
95-57-8	2-Chlorophenol	1900	U	1900	180	
91-57-6	2-Methylnaphthalene	990	U	990	200	
95-48-7	2-Methylphenol	990	U	990	120	
88-74-4	2-Nitroaniline	1900	U	1900	150	
88-75-5	2-Nitrophenol	990	U	990	280	
91-94-1	3,3'-Dichlorobenzidine	1900	U	1900	1200	
99-09-2	3-Nitroaniline	1900	U	1900	270	
534-52-1	4,6-Dinitro-2-methylphenol	1900	U	1900	990	UJ
101-55-3	4-Bromophenyl phenyl ether	990	U	990	140	
59-50-7	4-Chloro-3-methylphenol	990	U	990	240	
106-47-8	4-Chloroaniline	990	U	990	240	
7005-72-3	4-Chlorophenyl phenyl ether	990	U	990	120	
106-44-5	4-Methylphenol	1900	U	1900	120	
100-01-6	4-Nitroaniline	1900	U	1900	520	
100-02-7	4-Nitrophenol	1900	U	1900	690	
83-32-9	Acenaphthene	990	U	990	150	
208-96-8	Acenaphthylene	990	U	990	130	
98-86-2	Acetophenone	990	U	990	130	
120-12-7	Anthracene	990	U	990	240	
1912-24-9	Atrazine	990	U	990	340	
100-52-7	Benzaldehyde	990	U	990	790	
56-55-3	Benzo[a]anthracene	380	J	990	99	
50-32-8	Benzo[a]pyrene	280	J	990	150	
205-99-2	Benzo[b]fluoranthene	420	J	990	160	
191-24-2	Benzo[g,h,i]perylene	150	J	990	100	
207-08-9	Benzo[k]fluoranthene	190	J	990	130	

MKP 5/3/2022

FORM I
GC/MS SEMI VOA ORGANICS ANALYSIS DATA SHEET

Lab Name: Eurofins Buffalo | Job No.: 480-195944-1

SDG No.:

Client Sample ID: B 25 | Lab Sample ID: 480-195944-1

Matrix: Solid | Lab File ID: V3156854.D

Analysis Method: 8270D | Date Collected: 03/18/2022 12:00

Extract. Method: 3550C | Date Extracted: 03/22/2022 15:35

Sample wt/vol: 30.33(g) | Date Analyzed: 03/24/2022 16:05

Con. Extract Vol.: 1(mL) | Dilution Factor: 5

Injection Volume: 1(uL) | Level: (low/med) Low

% Moisture: 15.1 | GPC Cleanup:(Y/N) N

Analysis Batch No.: 618977 | Units: ug/Kg

CAS NO.	COMPOUND NAME	RESULT	Q	RL	MDL
92-52-4	Biphenyl	990	U	990	150
108-60-1	bis (2-chloroisopropyl) ether	990	U	990	200
111-91-1	Bis(2-chloroethoxy)methane	990	U	990	210
111-44-4	Bis(2-chloroethyl)ether	990	U	990	130
117-81-7	Bis(2-ethylhexyl) phthalate	990	U	990	340
85-68-7	Butyl benzyl phthalate	990	U	990	160
105-60-2	Caprolactam	990	U	990	300
86-74-8	Carbazole	990	U	990	120
218-01-9	Chrysene	370	J	990	220
53-70-3	Dibenz(a,h)anthracene	990	U	990	170
132-64-9	Dibenzofuran	990	U	990	120
84-66-2	Diethyl phthalate	990	U	990	130
131-11-3	Dimethyl phthalate	990	U	990	120
84-74-2	Di-n-butyl phthalate	990	U	990	170
117-84-0	Di-n-octyl phthalate	990	U	990	120
206-44-0	Fluoranthene	870	J	990	100
86-73-7	Fluorene	990	U	990	120
118-74-1	Hexachlorobenzene	990	U	990	130
87-68-3	Hexachlorobutadiene	990	U	990	150
77-47-4	Hexachlorocyclopentadiene	990	U	990	130
67-72-1	Hexachloroethane	990	U	990	130
193-39-5	Indeno[1,2,3-cd]pyrene	170	J	990	120
78-59-1	Isophorone	990	U	990	210
91-20-3	Naphthalene	990	U	990	130
98-95-3	Nitrobenzene	990	U	990	110
621-64-7	N-Nitrosodi-n-propylamine	990	U	990	170
86-30-6	N-Nitrosodiphenylamine	990	U	990	800
87-86-5	Pentachlorophenol	1900	U	1900	990
85-01-8	Phenanthrene	780	J	990	150
108-95-2	Phenol	990	U	990	150
129-00-0	Pyrene	700	J	990	120

FORM I
GC/MS SEMI VOA ORGANICS ANALYSIS DATA SHEET

Lab Name: Eurofins Buffalo | Job No.: 480-195944-1
SDG No.:
Client Sample ID: B 26 | Lab Sample ID: 480-195944-2
Matrix: Solid | Lab File ID: V3156855.D
Analysis Method: 8270D | Date Collected: 03/18/2022 12:00
Extract. Method: 3550C | Date Extracted: 03/22/2022 15:35
Sample wt/vol: 30.27(g) | Date Analyzed: 03/24/2022 16:29
Con. Extract Vol.: 1(mL) | Dilution Factor: 5
Injection Volume: 1(uL) | Level: (low/med) Low
% Moisture: 15.7 | GPC Cleanup:(Y/N) N
Analysis Batch No.: 618977 | Units: ug/Kg

CAS NO.	COMPOUND NAME	RESULT	Q	RL	MDL
95-95-4	2,4,5-Trichlorophenol	1000	U	1000	270
88-06-2	2,4,6-Trichlorophenol	1000	U	1000	200
120-83-2	2,4-Dichlorophenol	1000	U	1000	110
105-67-9	2,4-Dimethylphenol	1000	U	1000	240
51-28-5	2,4-Dinitrophenol	9800	U	9800	4600
121-14-2	2,4-Dinitrotoluene	1000	U	1000	210
606-20-2	2,6-Dinitrotoluene	1000	U	1000	120
91-58-7	2-Chloronaphthalene	1000	U	1000	160
95-57-8	2-Chlorophenol	1900	U	1900	180
91-57-6	2-Methylnaphthalene	1000	U	1000	200
95-48-7	2-Methylphenol	1000	U	1000	120
88-74-4	2-Nitroaniline	1900	U	1900	150
88-75-5	2-Nitrophenol	1000	U	1000	280
91-94-1	3,3'-Dichlorobenzidine	1900	U	1900	1200
99-09-2	3-Nitroaniline	1900	U	1900	280
534-52-1	4,6-Dinitro-2-methylphenol	1900	U	1900	1000
101-55-3	4-Bromophenyl phenyl ether	1000	U	1000	140
59-50-7	4-Chloro-3-methylphenol	1000	U	1000	250
106-47-8	4-Chloroaniline	1000	U	1000	250
7005-72-3	4-Chlorophenyl phenyl ether	1000	U	1000	120
106-44-5	4-Methylphenol	1900	U	1900	120
100-01-6	4-Nitroaniline	1900	U	1900	520
100-02-7	4-Nitrophenol	1900	U	1900	700
83-32-9	Acenaphthene	1000	U	1000	150
208-96-8	Acenaphthylene	1000	U	1000	130
98-86-2	Acetophenone	1000	U	1000	140
120-12-7	Anthracene	1000	U	1000	250
1912-24-9	Atrazine	1000	U	1000	350
100-52-7	Benzaldehyde	1000	U	1000	790
56-55-3	Benzo[a]anthracene	1000	U	1000	100
50-32-8	Benzo[a]pyrene	1000	U	1000	150
205-99-2	Benzo[b]fluoranthene	1000	U	1000	160
191-24-2	Benzo[g,h,i]perylene	1000	U	1000	110
207-08-9	Benzo[k]fluoranthene	1000	U	1000	130

UJ

MKP 5/3/2022

FORM I
GC/MS SEMI VOA ORGANICS ANALYSIS DATA SHEET

Lab Name: Eurofins Buffalo | Job No.: 480-195944-1
SDG No.:
Client Sample ID: B 26 | Lab Sample ID: 480-195944-2
Matrix: Solid | Lab File ID: V3156855.D
Analysis Method: 8270D | Date Collected: 03/18/2022 12:00
Extract. Method: 3550C | Date Extracted: 03/22/2022 15:35
Sample wt/vol: 30.27(g) | Date Analyzed: 03/24/2022 16:29
Con. Extract Vol.: 1(mL) | Dilution Factor: 5
Injection Volume: 1(uL) | Level: (low/med) Low
% Moisture: 15.7 | GPC Cleanup:(Y/N) N
Analysis Batch No.: 618977 | Units: ug/Kg

CAS NO.	COMPOUND NAME	RESULT	Q	RL	MDL
92-52-4	Biphenyl	1000	U	1000	150
108-60-1	bis (2-chloroisopropyl) ether	1000	U	1000	200
111-91-1	Bis(2-chloroethoxy)methane	1000	U	1000	210
111-44-4	Bis(2-chloroethyl)ether	1000	U	1000	130
117-81-7	Bis(2-ethylhexyl) phthalate	1000	U	1000	340
85-68-7	Butyl benzyl phthalate	1000	U	1000	160
105-60-2	Caprolactam	1000	U	1000	300
86-74-8	Carbazole	1000	U	1000	120
218-01-9	Chrysene	1000	U	1000	220
53-70-3	Dibenz(a,h)anthracene	1000	U	1000	180
132-64-9	Dibenzofuran	1000	U	1000	120
84-66-2	Diethyl phthalate	1000	U	1000	130
131-11-3	Dimethyl phthalate	1000	U	1000	120
84-74-2	Di-n-butyl phthalate	1000	U	1000	170
117-84-0	Di-n-octyl phthalate	1000	U	1000	120
206-44-0	Fluoranthene	1000	U	1000	110
86-73-7	Fluorene	1000	U	1000	120
118-74-1	Hexachlorobenzene	1000	U	1000	140
87-68-3	Hexachlorobutadiene	1000	U	1000	150
77-47-4	Hexachlorocyclopentadiene	1000	U	1000	140
67-72-1	Hexachloroethane	1000	U	1000	130
193-39-5	Indeno[1,2,3-cd]pyrene	1000	U	1000	120
78-59-1	Isophorone	1000	U	1000	210
91-20-3	Naphthalene	1000	U	1000	130
98-95-3	Nitrobenzene	1000	U	1000	110
621-64-7	N-Nitrosodi-n-propylamine	1000	U	1000	170
86-30-6	N-Nitrosodiphenylamine	1000	U	1000	810
87-86-5	Pentachlorophenol	1900	U	1900	1000
85-01-8	Phenanthrene	1000	U	1000	150
108-95-2	Phenol	1000	U	1000	150
129-00-0	Pyrene	1000	U	1000	120

UJ

MKP 5/3/2022

FORM I
GC/MS SEMI VOA ORGANICS ANALYSIS DATA SHEET

Lab Name: Eurofins Buffalo | Job No.: 480-195944-1
SDG No.:
Client Sample ID: B 31 | Lab Sample ID: 480-195944-3
Matrix: Solid | Lab File ID: V3156829.D
Analysis Method: 8270D | Date Collected: 03/18/2022 12:00
Extract. Method: 3550C | Date Extracted: 03/22/2022 15:35
Sample wt/vol: 30.27(g) | Date Analyzed: 03/23/2022 18:45
Con. Extract Vol.: 1(mL) | Dilution Factor: 1
Injection Volume: 1(uL) | Level: (low/med) Low
% Moisture: 17.6 | GPC Cleanup:(Y/N) N
Analysis Batch No.: 618807 | Units: ug/Kg

CAS NO.	COMPOUND NAME	RESULT	Q	RL	MDL
95-95-4	2,4,5-Trichlorophenol	200	U	200	55
88-06-2	2,4,6-Trichlorophenol	200	U	200	41
120-83-2	2,4-Dichlorophenol	200	U	200	22
105-67-9	2,4-Dimethylphenol	200	U	200	49
51-28-5	2,4-Dinitrophenol	2000	U	2000	940
121-14-2	2,4-Dinitrotoluene	200	U	200	42
606-20-2	2,6-Dinitrotoluene	200	U	200	24
91-58-7	2-Chloronaphthalene	200	U	200	34
95-57-8	2-Chlorophenol	400	U	400	37
91-57-6	2-Methylnaphthalene	200	U	200	41
95-48-7	2-Methylphenol	200	U	200	24
88-74-4	2-Nitroaniline	400	U	400	30
88-75-5	2-Nitrophenol	200	U	200	58
91-94-1	3,3'-Dichlorobenzidine	400	U	400	240
99-09-2	3-Nitroaniline	400	U	400	57
534-52-1	4,6-Dinitro-2-methylphenol	400	U	400	200
101-55-3	4-Bromophenyl phenyl ether	200	U	200	29
59-50-7	4-Chloro-3-methylphenol	200	U	200	51
106-47-8	4-Chloroaniline	200	U	200	51
7005-72-3	4-Chlorophenyl phenyl ether	200	U	200	25
106-44-5	4-Methylphenol	400	U	400	24
100-01-6	4-Nitroaniline	400	U	400	110
100-02-7	4-Nitrophenol	400	U	400	140
83-32-9	Acenaphthene	200	U	200	30
208-96-8	Acenaphthylene	200	U	200	26
98-86-2	Acetophenone	200	U	200	28
120-12-7	Anthracene	200	U	200	51
1912-24-9	Atrazine	200	U	200	71
100-52-7	Benzaldehyde	200	U	200	160
56-55-3	Benzo[a]anthracene	200	U	200	20
50-32-8	Benzo[a]pyrene	200	U	200	30
205-99-2	Benzo[b]fluoranthene	200	U	200	32
191-24-2	Benzo[g,h,i]perylene	200	U	200	22
207-08-9	Benzo[k]fluoranthene	200	U	200	26

FORM I
GC/MS SEMI VOA ORGANICS ANALYSIS DATA SHEET

Lab Name: Eurofins Buffalo | Job No.: 480-195944-1
SDG No.:
Client Sample ID: B 31 | Lab Sample ID: 480-195944-3
Matrix: Solid | Lab File ID: V3156829.D
Analysis Method: 8270D | Date Collected: 03/18/2022 12:00
Extract. Method: 3550C | Date Extracted: 03/22/2022 15:35
Sample wt/vol: 30.27(g) | Date Analyzed: 03/23/2022 18:45
Con. Extract Vol.: 1(mL) | Dilution Factor: 1
Injection Volume: 1(uL) | Level: (low/med) Low
% Moisture: 17.6 | GPC Cleanup:(Y/N) N
Analysis Batch No.: 618807 | Units: ug/Kg

CAS NO.	COMPOUND NAME	RESULT	Q	RL	MDL	
92-52-4	Biphenyl	200	U	200	30	
108-60-1	bis (2-chloroisopropyl) ether	200	U	200	41	
111-91-1	Bis(2-chloroethoxy)methane	200	U	200	43	
111-44-4	Bis(2-chloroethyl)ether	200	U	200	26	
117-81-7	Bis(2-ethylhexyl) phthalate	200	U	200	70	
85-68-7	Butyl benzyl phthalate	200	U	200	34	
105-60-2	Caprolactam	200	U	200	61	
86-74-8	Carbazole	200	U	200	24	
218-01-9	Chrysene	200	U	200	46	
53-70-3	Dibenz(a,h)anthracene	200	U	200	36	
132-64-9	Dibenzofuran	200	U	200	24	
84-66-2	Diethyl phthalate	200	U	200	26	
131-11-3	Dimethyl phthalate	200	U	200	24	
84-74-2	Di-n-butyl phthalate	35	J	200	35	
117-84-0	Di-n-octyl phthalate	200	U	200	24	
206-44-0	Fluoranthene	200	U	200	22	
86-73-7	Fluorene	200	U	200	24	
118-74-1	Hexachlorobenzene	200	U	200	28	
87-68-3	Hexachlorobutadiene	200	U	200	30	
77-47-4	Hexachlorocyclopentadiene	200	U	200	28	
67-72-1	Hexachloroethane	200	U	200	26	
193-39-5	Indeno[1,2,3-cd]pyrene	200	U	200	25	
78-59-1	Isophorone	200	U	200	43	
91-20-3	Naphthalene	200	U	200	26	
98-95-3	Nitrobenzene	200	U	200	23	
621-64-7	N-Nitrosodi-n-propylamine	200	U	200	35	
86-30-6	N-Nitrosodiphenylamine	200	U	200	170	
87-86-5	Pentachlorophenol	400	U	400	200	UJ
85-01-8	Phenanthrene	200	U	200	30	
108-95-2	Phenol	200	U	200	31	
129-00-0	Pyrene	200	U	200	24	

MKP 5/3/2022

FORM I
GC/MS SEMI VOA ORGANICS ANALYSIS DATA SHEET

Lab Name: Eurofins Buffalo | Job No.: 480-195944-1
SDG No.:
Client Sample ID: B 32 | Lab Sample ID: 480-195944-4
Matrix: Solid | Lab File ID: V3156856.D
Analysis Method: 8270D | Date Collected: 03/18/2022 12:00
Extract. Method: 3550C | Date Extracted: 03/22/2022 15:35
Sample wt/vol: 30.23(g) | Date Analyzed: 03/24/2022 16:53
Con. Extract Vol.: 1(mL) | Dilution Factor: 1
Injection Volume: 1(uL) | Level: (low/med) Low
% Moisture: 17.7 | GPC Cleanup:(Y/N) N
Analysis Batch No.: 618977 | Units: ug/Kg

CAS NO.	COMPOUND NAME	RESULT	Q	RL	MDL	
95-95-4	2,4,5-Trichlorophenol	200	U	200	55	UJ
88-06-2	2,4,6-Trichlorophenol	200	U	200	41	UJ
120-83-2	2,4-Dichlorophenol	200	U	200	22	UJ
105-67-9	2,4-Dimethylphenol	200	U	200	49	UJ
51-28-5	2,4-Dinitrophenol	2000	U	2000	950	UJ
121-14-2	2,4-Dinitrotoluene	200	U	200	42	
606-20-2	2,6-Dinitrotoluene	200	U	200	24	
91-58-7	2-Chloronaphthalene	200	U	200	34	
95-57-8	2-Chlorophenol	400	U	400	37	UJ
91-57-6	2-Methylnaphthalene	200	U	200	41	
95-48-7	2-Methylphenol	200	U	200	24	UJ
88-74-4	2-Nitroaniline	400	U	400	30	
88-75-5	2-Nitrophenol	200	U	200	58	UJ
91-94-1	3,3'-Dichlorobenzidine	400	U	400	240	
99-09-2	3-Nitroaniline	400	U	400	57	
534-52-1	4,6-Dinitro-2-methylphenol	400	U	400	200	UJ
101-55-3	4-Bromophenyl phenyl ether	200	U	200	29	
59-50-7	4-Chloro-3-methylphenol	200	U	200	51	UJ
106-47-8	4-Chloroaniline	200	U	200	51	
7005-72-3	4-Chlorophenyl phenyl ether	200	U	200	25	
106-44-5	4-Methylphenol	400	U	400	24	UJ
100-01-6	4-Nitroaniline	400	U	400	110	
100-02-7	4-Nitrophenol	400	U	400	140	UJ
83-32-9	Acenaphthene	200	U	200	30	
208-96-8	Acenaphthylene	200	U	200	27	
98-86-2	Acetophenone	200	U	200	28	
120-12-7	Anthracene	200	U	200	51	
1912-24-9	Atrazine	200	U	200	71	
100-52-7	Benzaldehyde	200	U	200	160	
56-55-3	Benzo[a]anthracene	200	U	200	20	
50-32-8	Benzo[a]pyrene	200	U	200	30	
205-99-2	Benzo[b]fluoranthene	200	U	200	33	
191-24-2	Benzo[g,h,i]perylene	200	U	200	22	
207-08-9	Benzo[k]fluoranthene	200	U	200	27	

MKP 5/3/2022

FORM I
GC/MS SEMI VOA ORGANICS ANALYSIS DATA SHEET

Lab Name: Eurofins Buffalo | Job No.: 480-195944-1
SDG No.:
Client Sample ID: B 32 | Lab Sample ID: 480-195944-4
Matrix: Solid | Lab File ID: V3156856.D
Analysis Method: 8270D | Date Collected: 03/18/2022 12:00
Extract. Method: 3550C | Date Extracted: 03/22/2022 15:35
Sample wt/vol: 30.23(g) | Date Analyzed: 03/24/2022 16:53
Con. Extract Vol.: 1(mL) | Dilution Factor: 1
Injection Volume: 1(uL) | Level: (low/med) Low
% Moisture: 17.7 | GPC Cleanup:(Y/N) N
Analysis Batch No.: 618977 | Units: ug/Kg

CAS NO.	COMPOUND NAME	RESULT	Q	RL	MDL	
92-52-4	Biphenyl	200	U	200	30	
108-60-1	bis (2-chloroisopropyl) ether	200	U	200	41	
111-91-1	Bis(2-chloroethoxy)methane	200	U	200	43	
111-44-4	Bis(2-chloroethyl)ether	200	U	200	27	
117-81-7	Bis(2-ethylhexyl) phthalate	200	U	200	70	
85-68-7	Butyl benzyl phthalate	200	U	200	34	
105-60-2	Caprolactam	200	U	200	61	
86-74-8	Carbazole	200	U	200	24	
218-01-9	Chrysene	200	U	200	46	
53-70-3	Dibenz(a,h)anthracene	200	U	200	36	
132-64-9	Dibenzofuran	200	U	200	24	
84-66-2	Diethyl phthalate	200	U	200	27	
131-11-3	Dimethyl phthalate	200	U	200	24	
84-74-2	Di-n-butyl phthalate	200	U	200	35	
117-84-0	Di-n-octyl phthalate	200	U	200	24	
206-44-0	Fluoranthene	200	U	200	22	
86-73-7	Fluorene	200	U	200	24	
118-74-1	Hexachlorobenzene	200	U	200	28	
87-68-3	Hexachlorobutadiene	200	U	200	30	
77-47-4	Hexachlorocyclopentadiene	200	U	200	28	
67-72-1	Hexachloroethane	200	U	200	27	
193-39-5	Indeno[1,2,3-cd]pyrene	200	U	200	25	
78-59-1	Isophorone	200	U	200	43	
91-20-3	Naphthalene	200	U	200	27	
98-95-3	Nitrobenzene	200	U	200	23	
621-64-7	N-Nitrosodi-n-propylamine	200	U	200	35	
86-30-6	N-Nitrosodiphenylamine	200	U	200	170	
87-86-5	Pentachlorophenol	400	U	400	200	UJ
85-01-8	Phenanthrene	200	U	200	30	
108-95-2	Phenol	200	U	200	31	
129-00-0	Pyrene	200	U	200	24	

MKP 5/3/2022

Method 8081B

Organochlorine Pesticides (GC) by Method 8081B

No data validation qualifiers were added

MKP 5/3/2022

FORM I
PESTICIDES ORGANICS ANALYSIS DATA SHEET

Lab Name: Eurofins Buffalo
Job No.: 480-195944-1
SDG No.:
Client Sample ID: B 25
Lab Sample ID: 480-195944-1
Matrix: Solid
Lab File ID: 25_56-216.D
Analysis Method: 8081B
Date Collected: 03/18/2022 12:00
Extraction Method: 3550C
Date Extracted: 03/22/2022 13:32
Sample wt/vol: 30.65(g)
Date Analyzed: 03/23/2022 10:56
Con. Extract Vol.: 10(mL)
Dilution Factor: 1
Injection Volume: 1(uL)
GC Column: RTX-CLPI ID: 0.53(mm)
% Moisture: 15.1
GPC Cleanup:(Y/N) N
Analysis Batch No.: 618729
Units: ug/Kg

CAS NO.	COMPOUND NAME	RESULT	Q	RL	MDL
72-54-8	4,4'-DDD	1.9	U	1.9	0.37
72-55-9	4,4'-DDE	1.9	U	1.9	0.40
50-29-3	4,4'-DDT	1.9	U	1.9	0.45
309-00-2	Aldrin	1.9	U	1.9	0.47
319-84-6	alpha-BHC	1.9	U	1.9	0.35
319-85-7	beta-BHC	1.9	U	1.9	0.35
5103-71-9	cis-Chlordane	1.9	U	1.9	0.96
319-86-8	delta-BHC	1.9	U	1.9	0.36
60-57-1	Dieldrin	1.9	U	1.9	0.46
959-98-8	Endosulfan I	1.9	U	1.9	0.37
33213-65-9	Endosulfan II	1.9	U	1.9	0.35
1031-07-8	Endosulfan sulfate	1.9	U	1.9	0.36
72-20-8	Endrin	1.9	U	1.9	0.38
7421-93-4	Endrin aldehyde	1.9	U	1.9	0.49
53494-70-5	Endrin ketone	1.9	U	1.9	0.47
58-89-9	gamma-BHC (Lindane)	1.9	U	1.9	0.35
76-44-8	Heptachlor	1.9	U	1.9	0.42
1024-57-3	Heptachlor epoxide	1.9	U	1.9	0.50
72-43-5	Methoxychlor	1.9	U	1.9	0.39
8001-35-2	Toxaphene	19	U	19	11
5103-74-2	trans-Chlordane	1.9	U	1.9	0.61

CAS NO.	SURROGATE	%REC	Q	LIMITS
2051-24-3	DCB Decachlorobiphenyl	110		45-120
877-09-8	Tetrachloro-m-xylene	123		30-124

FORM I
PESTICIDES ORGANICS ANALYSIS DATA SHEET

Lab Name: Eurofins Buffalo
Job No.: 480-195944-1
SDG No.:
Client Sample ID: B 26
Lab Sample ID: 480-195944-2
Matrix: Solid
Lab File ID: 25_56-215.D
Analysis Method: 8081B
Date Collected: 03/18/2022 12:00
Extraction Method: 3550C
Date Extracted: 03/22/2022 13:32
Sample wt/vol: 3.42(g)
Date Analyzed: 03/23/2022 10:37
Con. Extract Vol.: 10(mL)
Dilution Factor: 1
Injection Volume: 1(uL)
GC Column: RTX-CLPI ID: 0.53(mm)
% Moisture: 15.7
GPC Cleanup:(Y/N) N
Analysis Batch No.: 618729
Units: ug/Kg

CAS NO.	COMPOUND NAME	RESULT	Q	RL	MDL
72-54-8	4,4'-DDD	17	U	17	3.4
72-55-9	4,4'-DDE	17	U	17	3.6
50-29-3	4,4'-DDT	17	U	17	4.1
309-00-2	Aldrin	17	U	17	4.3
319-84-6	alpha-BHC	17	U	17	3.1
319-85-7	beta-BHC	17	U	17	3.1
5103-71-9	cis-Chlordane	17	U	17	8.6
319-86-8	delta-BHC	17	U	17	3.2
60-57-1	Dieldrin	17	U	17	4.2
959-98-8	Endosulfan I	17	U	17	3.3
33213-65-9	Endosulfan II	17	U	17	3.1
1031-07-8	Endosulfan sulfate	17	U	17	3.2
72-20-8	Endrin	17	U	17	3.4
7421-93-4	Endrin aldehyde	17	U	17	4.4
53494-70-5	Endrin ketone	17	U	17	4.3
58-89-9	gamma-BHC (Lindane)	17	U	17	3.2
76-44-8	Heptachlor	17	U	17	3.8
1024-57-3	Heptachlor epoxide	17	U F1	17	4.5
72-43-5	Methoxychlor	17	U	17	3.5
8001-35-2	Toxaphene	170	U	170	100
5103-74-2	trans-Chlordane	17	U	17	5.5

CAS NO.	SURROGATE	%REC	Q	LIMITS
2051-24-3	DCB Decachlorobiphenyl	98		45-120
877-09-8	Tetrachloro-m-xylene	114		30-124

FORM I
PESTICIDES ORGANICS ANALYSIS DATA SHEET

Lab Name: Eurofins Buffalo
Job No.: 480-195944-1
SDG No.:
Client Sample ID: B 31
Lab Sample ID: 480-195944-3
Matrix: Solid
Lab File ID: 25_56-217.D
Analysis Method: 8081B
Date Collected: 03/18/2022 12:00
Extraction Method: 3550C
Date Extracted: 03/22/2022 13:32
Sample wt/vol: 30.55(g)
Date Analyzed: 03/23/2022 11:16
Con. Extract Vol.: 10(mL)
Dilution Factor: 1
Injection Volume: 1(uL)
GC Column: RTX-CLPI ID: 0.53(mm)
% Moisture: 17.6
GPC Cleanup:(Y/N) N
Analysis Batch No.: 618729
Units: ug/Kg

CAS NO.	COMPOUND NAME	RESULT	Q	RL	MDL
72-54-8	4,4'-DDD	2.0	U	2.0	0.39
72-55-9	4,4'-DDE	2.0	U	2.0	0.42
50-29-3	4,4'-DDT	2.0	U	2.0	0.46
309-00-2	Aldrin	2.0	U	2.0	0.49
319-84-6	alpha-BHC	2.0	U	2.0	0.36
319-85-7	beta-BHC	2.0	U	2.0	0.36
5103-71-9	cis-Chlordane	2.0	U	2.0	0.99
319-86-8	delta-BHC	2.0	U	2.0	0.37
60-57-1	Dieldrin	2.0	U	2.0	0.48
959-98-8	Endosulfan I	2.0	U	2.0	0.38
33213-65-9	Endosulfan II	2.0	U	2.0	0.36
1031-07-8	Endosulfan sulfate	2.0	U	2.0	0.37
72-20-8	Endrin	2.0	U	2.0	0.39
7421-93-4	Endrin aldehyde	2.0	U	2.0	0.51
53494-70-5	Endrin ketone	2.0	U	2.0	0.49
58-89-9	gamma-BHC (Lindane)	2.0	U	2.0	0.36
76-44-8	Heptachlor	2.0	U	2.0	0.43
1024-57-3	Heptachlor epoxide	2.0	U	2.0	0.51
72-43-5	Methoxychlor	2.0	U	2.0	0.41
8001-35-2	Toxaphene	20	U	20	12
5103-74-2	trans-Chlordane	2.0	U	2.0	0.63

CAS NO.	SURROGATE	%REC	Q	LIMITS
2051-24-3	DCB Decachlorobiphenyl	91		45-120
877-09-8	Tetrachloro-m-xylene	112		30-124

FORM I
PESTICIDES ORGANICS ANALYSIS DATA SHEET

Lab Name: Eurofins Buffalo
Job No.: 480-195944-1
SDG No.:
Client Sample ID: B 32
Lab Sample ID: 480-195944-4
Matrix: Solid
Lab File ID: 25_56-218.D
Analysis Method: 8081B
Date Collected: 03/18/2022 12:00
Extraction Method: 3550C
Date Extracted: 03/22/2022 13:32
Sample wt/vol: 30.47(g)
Date Analyzed: 03/23/2022 11:36
Con. Extract Vol.: 10(mL)
Dilution Factor: 1
Injection Volume: 1(uL)
GC Column: RTX-CLPI ID: 0.53(mm)
% Moisture: 17.7
GPC Cleanup:(Y/N) N
Analysis Batch No.: 618729
Units: ug/Kg

CAS NO.	COMPOUND NAME	RESULT	Q	RL	MDL
72-54-8	4,4'-DDD	2.0	U	2.0	0.39
72-55-9	4,4'-DDE	2.0	U	2.0	0.42
50-29-3	4,4'-DDT	2.0	U	2.0	0.47
309-00-2	Aldrin	2.0	U	2.0	0.49
319-84-6	alpha-BHC	2.0	U	2.0	0.36
319-85-7	beta-BHC	2.0	U	2.0	0.36
5103-71-9	cis-Chlordane	2.0	U	2.0	0.99
319-86-8	delta-BHC	2.0	U	2.0	0.37
60-57-1	Dieldrin	2.0	U	2.0	0.48
959-98-8	Endosulfan I	2.0	U	2.0	0.38
33213-65-9	Endosulfan II	2.0	U	2.0	0.36
1031-07-8	Endosulfan sulfate	2.0	U	2.0	0.37
72-20-8	Endrin	2.0	U	2.0	0.39
7421-93-4	Endrin aldehyde	2.0	U	2.0	0.51
53494-70-5	Endrin ketone	2.0	U	2.0	0.49
58-89-9	gamma-BHC (Lindane)	2.0	U	2.0	0.37
76-44-8	Heptachlor	2.0	U	2.0	0.43
1024-57-3	Heptachlor epoxide	2.0	U	2.0	0.51
72-43-5	Methoxychlor	0.77	J	2.0	0.41
8001-35-2	Toxaphene	20	U	20	12
5103-74-2	trans-Chlordane	2.0	U	2.0	0.63

CAS NO.	SURROGATE	%REC	Q	LIMITS
2051-24-3	DCB Decachlorobiphenyl	95		45-120
877-09-8	Tetrachloro-m-xylene	138	S1+	30-124

Method 8082A

Polychlorinated Biphenyls (PCBs) (GC) by Method 8082A

No data validation qualifiers were added

MKP 5/3/2022

FORM I
PCBS ORGANICS ANALYSIS DATA SHEET

Lab Name: Eurofins Buffalo
Job No.: 480-195944-1
SDG No.:
Client Sample ID: B 25
Lab Sample ID: 480-195944-1
Matrix: Solid
Lab File ID: 6_105-233.D
Analysis Method: 8082A
Date Collected: 03/18/2022 12:00
Extraction Method: 3550C
Date Extracted: 03/21/2022 15:43
Sample wt/vol: 2.51(g)
Date Analyzed: 03/22/2022 20:40
Con. Extract Vol.: 10(mL)
Dilution Factor: 1
Injection Volume: 1(uL)
GC Column: ZB-35 ID: 0.53(mm)
% Moisture: 15.1
GPC Cleanup:(Y/N) N
Analysis Batch No.: 618627
Units: mg/Kg

CAS NO.	COMPOUND NAME	RESULT	Q	RL	MDL
12674-11-2	PCB-1016	0.23	U	0.23	0.046
11104-28-2	PCB-1221	0.23	U	0.23	0.046
11141-16-5	PCB-1232	0.23	U	0.23	0.046
53469-21-9	PCB-1242	0.23	U	0.23	0.046
12672-29-6	PCB-1248	0.23	U	0.23	0.046
11097-69-1	PCB-1254	0.23	U	0.23	0.11
11096-82-5	PCB-1260	0.23	U	0.23	0.11

CAS NO.	SURROGATE	%REC	Q	LIMITS
2051-24-3	DCB Decachlorobiphenyl	64	S1-	65-174
877-09-8	Tetrachloro-m-xylene	78		60-154

FORM I
PCBS ORGANICS ANALYSIS DATA SHEET

Lab Name: Eurofins Buffalo
Job No.: 480-195944-1
SDG No.:
Client Sample ID: B 26
Lab Sample ID: 480-195944-2
Matrix: Solid
Lab File ID: 6_105-234.D
Analysis Method: 8082A
Date Collected: 03/18/2022 12:00
Extraction Method: 3550C
Date Extracted: 03/21/2022 15:43
Sample wt/vol: 2.63(g)
Date Analyzed: 03/22/2022 20:54
Con. Extract Vol.: 10(mL)
Dilution Factor: 1
Injection Volume: 1(uL)
GC Column: ZB-35 ID: 0.53(mm)
% Moisture: 15.7
GPC Cleanup:(Y/N) N
Analysis Batch No.: 618627
Units: mg/Kg

CAS NO.	COMPOUND NAME	RESULT	Q	RL	MDL
12674-11-2	PCB-1016	0.23	U	0.23	0.044
11104-28-2	PCB-1221	0.23	U	0.23	0.044
11141-16-5	PCB-1232	0.23	U	0.23	0.044
53469-21-9	PCB-1242	0.23	U	0.23	0.044
12672-29-6	PCB-1248	0.23	U	0.23	0.044
11097-69-1	PCB-1254	0.23	U	0.23	0.11
11096-82-5	PCB-1260	0.23	U	0.23	0.11

CAS NO.	SURROGATE	%REC	Q	LIMITS
2051-24-3	DCB Decachlorobiphenyl	67		65-174
877-09-8	Tetrachloro-m-xylene	83		60-154

FORM I
PCBS ORGANICS ANALYSIS DATA SHEET

Lab Name: Eurofins Buffalo
Job No.: 480-195944-1
SDG No.:
Client Sample ID: B 31
Lab Sample ID: 480-195944-3
Matrix: Solid
Lab File ID: 6_105-235.D
Analysis Method: 8082A
Date Collected: 03/18/2022 12:00
Extraction Method: 3550C
Date Extracted: 03/21/2022 15:43
Sample wt/vol: 2.55(g)
Date Analyzed: 03/22/2022 21:07
Con. Extract Vol.: 10(mL)
Dilution Factor: 1
Injection Volume: 1(uL)
GC Column: ZB-35 ID: 0.53(mm)
% Moisture: 17.6
GPC Cleanup:(Y/N) N
Analysis Batch No.: 618627
Units: mg/Kg

CAS NO.	COMPOUND NAME	RESULT	Q	RL	MDL
12674-11-2	PCB-1016	0.24	U	0.24	0.047
11104-28-2	PCB-1221	0.24	U	0.24	0.047
11141-16-5	PCB-1232	0.24	U	0.24	0.047
53469-21-9	PCB-1242	0.24	U	0.24	0.047
12672-29-6	PCB-1248	0.24	U	0.24	0.047
11097-69-1	PCB-1254	0.24	U	0.24	0.11
11096-82-5	PCB-1260	0.24	U	0.24	0.11

CAS NO.	SURROGATE	%REC	Q	LIMITS
2051-24-3	DCB Decachlorobiphenyl	73		65-174
877-09-8	Tetrachloro-m-xylene	89		60-154

FORM I
PCBS ORGANICS ANALYSIS DATA SHEET

Lab Name: Eurofins Buffalo
Job No.: 480-195944-1
SDG No.:
Client Sample ID: B 32
Lab Sample ID: 480-195944-4
Matrix: Solid
Lab File ID: 6_105-236.D
Analysis Method: 8082A
Date Collected: 03/18/2022 12:00
Extraction Method: 3550C
Date Extracted: 03/21/2022 15:43
Sample wt/vol: 2.52(g)
Date Analyzed: 03/22/2022 21:20
Con. Extract Vol.: 10(mL)
Dilution Factor: 1
Injection Volume: 1(uL)
GC Column: ZB-35 ID: 0.53(mm)
% Moisture: 17.7
GPC Cleanup:(Y/N) N
Analysis Batch No.: 618627
Units: mg/Kg

CAS NO.	COMPOUND NAME	RESULT	Q	RL	MDL
12674-11-2	PCB-1016	0.24	U	0.24	0.047
11104-28-2	PCB-1221	0.24	U	0.24	0.047
11141-16-5	PCB-1232	0.24	U	0.24	0.047
53469-21-9	PCB-1242	0.24	U	0.24	0.047
12672-29-6	PCB-1248	0.24	U	0.24	0.047
11097-69-1	PCB-1254	0.24	U	0.24	0.11
11096-82-5	PCB-1260	0.24	U	0.24	0.11

CAS NO.	SURROGATE	%REC	Q	LIMITS
2051-24-3	DCB Decachlorobiphenyl	63	S1-	65-174
877-09-8	Tetrachloro-m-xylene	84		60-154

METALS

No data validation qualifiers were added

MKP 5/3/2022

COVER PAGE
METALS

Lab Name: Eurofins Buffalo Job Number: 480-195944-1

SDG No.:

Project: Project #1 - Pilgrim Village Family

Client Sample ID	Lab Sample ID
B 25	480-195944-1
B 26	480-195944-2
B 31	480-195944-3
B 32	480-195944-4

Comments:

1A-IN
INORGANIC ANALYSIS DATA SHEET
METALS

Client Sample ID: B 25

Lab Sample ID: 480-195944-1

Lab Name: Eurofins Buffalo

Job No.: 480-195944-1

SDG ID.:

Matrix: Solid

Date Sampled: 03/18/2022 12:00

Reporting Basis: DRY

Date Received: 03/18/2022 13:15

% Solids: 84.9

CAS No.	Analyte	Result	RL	MDL	Units	C	Q	DIL	Method
7440-38-2	Arsenic	2.0	2.3	0.46	mg/Kg	J		1	6010C
7440-39-3	Barium	72.5	0.57	0.13	mg/Kg		B	1	6010C
7439-92-1	Lead	88.3	1.1	0.28	mg/Kg			1	6010C
7440-66-6	Zinc	81.6	2.3	0.74	mg/Kg			1	6010C
7439-97-6	Mercury	0.034	0.029	0.0067	mg/Kg			1	7471B

1A-IN
INORGANIC ANALYSIS DATA SHEET
METALS

Client Sample ID: B 26

Lab Sample ID: 480-195944-2

Lab Name: Eurofins Buffalo

Job No.: 480-195944-1

SDG ID.:

Matrix: Solid

Date Sampled: 03/18/2022 12:00

Reporting Basis: DRY

Date Received: 03/18/2022 13:15

% Solids: 84.3

CAS No.	Analyte	Result	RL	MDL	Units	C	Q	DIL	Method
7440-38-2	Arsenic	1.1	2.3	0.45	mg/Kg	J		1	6010C
7440-39-3	Barium	42.2	0.56	0.12	mg/Kg		B	1	6010C
7439-92-1	Lead	11.2	1.1	0.27	mg/Kg			1	6010C
7440-66-6	Zinc	63.8	2.3	0.72	mg/Kg			1	6010C
7439-97-6	Mercury	0.023	0.023	0.0053	mg/Kg	U		1	7471B

1A-IN
INORGANIC ANALYSIS DATA SHEET
METALS

Client Sample ID: B 31

Lab Sample ID: 480-195944-3

Lab Name: Eurofins Buffalo

Job No.: 480-195944-1

SDG ID.:

Matrix: Solid

Date Sampled: 03/18/2022 12:00

Reporting Basis: DRY

Date Received: 03/18/2022 13:15

% Solids: 82.4

CAS No.	Analyte	Result	RL	MDL	Units	C	Q	DIL	Method
7440-38-2	Arsenic	7.8	2.5	0.50	mg/Kg			1	6010C
7440-39-3	Barium	102	0.62	0.14	mg/Kg		B	1	6010C
7439-92-1	Lead	230	1.2	0.30	mg/Kg			1	6010C
7440-66-6	Zinc	89.5	2.5	0.80	mg/Kg			1	6010C
7439-97-6	Mercury	0.040	0.025	0.0057	mg/Kg			1	7471B

1A-IN
INORGANIC ANALYSIS DATA SHEET
METALS

Client Sample ID: B 32

Lab Sample ID: 480-195944-4

Lab Name: Eurofins Buffalo

Job No.: 480-195944-1

SDG ID.:

Matrix: Solid

Date Sampled: 03/18/2022 12:00

Reporting Basis: DRY

Date Received: 03/18/2022 13:15

% Solids: 82.3

CAS No.	Analyte	Result	RL	MDL	Units	C	Q	DIL	Method
7440-38-2	Arsenic	3.6	2.4	0.49	mg/Kg			1	6010C
7440-39-3	Barium	85.6	0.61	0.13	mg/Kg		B	1	6010C
7439-92-1	Lead	115	1.2	0.29	mg/Kg			1	6010C
7440-66-6	Zinc	122	2.4	0.78	mg/Kg			1	6010C
7439-97-6	Mercury	0.052	0.022	0.0051	mg/Kg			1	7471B

GENERAL CHEMISTRY

No data validation qualifiers were added

MKP 5/3/2022

COVER PAGE
GENERAL CHEMISTRY

Lab Name: Eurofins Buffalo Job Number: 480-195944-1

SDG No.:

Project: Project #1 - Pilgrim Village Family

Client Sample ID	Lab Sample ID
B 25	480-195944-1
B 26	480-195944-2
B 31	480-195944-3
B 32	480-195944-4

Comments:

General Chemistry Raw Data Report

Job ID: 480-195944-1

Batch: 618528 **Analyst Initials: DSC**

Method: Moisture **Instrument: Balance-7**

Lab Sample ID: 480-195944-A-1

Analysis Date: Mar 21, 2022 14:55

Analyte	Detector	Dilution	Raw Result	Unit
Percent Moisture	None	1	15.1128557409225	%
Percent Solids	None	1	84.8871442590775	%

Lab Sample ID: 480-195944-A-2

Analysis Date: Mar 21, 2022 14:55

Analyte	Detector	Dilution	Raw Result	Unit
Percent Moisture	None	1	15.7007376185458	%
Percent Solids	None	1	84.2992623814542	%

Lab Sample ID: 480-195944-A-3

Analysis Date: Mar 21, 2022 14:55

Analyte	Detector	Dilution	Raw Result	Unit
Percent Moisture	None	1	17.6128093158661	%
Percent Solids	None	1	82.3871906841339	%

Lab Sample ID: 480-195944-A-4

Analysis Date: Mar 21, 2022 14:55

Analyte	Detector	Dilution	Raw Result	Unit
Percent Moisture	None	1	17.6884422110553	%
Percent Solids	None	1	82.3115577889447	%

Appendix B

Laboratory QC Documentation

FORM III
GC/MS VOA MATRIX SPIKE RECOVERY

Lab Name: Eurofins Buffalo Job No.: 480-195944-1

SDG No.:

Matrix: Solid Level: Low Lab File ID: M02827.D

Lab ID: 480-195944-4 MS Client ID: B 32 MS

COMPOUND	SPIKE ADDED (ug/Kg)	SAMPLE CONCENTRATION (ug/Kg)	MS CONCENTRATION (ug/Kg)	MS % REC	QC LIMITS REC	#
1,1,1-Trichloroethane	59.2	6.1 U	52.7	89	77-121	vs
1,1,2,2-Tetrachloroethane	59.2	6.1 U	39.1	66	80-120	F1 vs
1,1,2-Trichloro-1,2,2-trifluoroethane	59.2	6.1 U	45.1	76	60-140	vs
1,1,2-Trichloroethane	59.2	6.1 U	43.3	73	78-122	F1 vs
1,1-Dichloroethane	59.2	6.1 U	51.2	86	73-126	vs
1,1-Dichloroethene	59.2	6.1 U	49.1	83	59-125	vs
1,2,4-Trichlorobenzene	59.2	6.1 U	37.8	64	64-120	vs
1,2-Dibromo-3-Chloropropane	59.2	6.1 U	31.5	53	63-124	F1 vs
1,2-Dibromoethane	59.2	6.1 U	43.7	74	78-120	F1 vs
1,2-Dichlorobenzene	59.2	6.1 U	46.0	78	75-120	vs
1,2-Dichloroethane	59.2	6.1 U	48.7	82	77-122	vs
1,2-Dichloropropane	59.2	6.1 U	50.5	85	75-124	vs
1,3-Dichlorobenzene	59.2	6.1 U	46.3	78	74-120	vs
1,4-Dichlorobenzene	59.2	6.1 U	47.0	79	73-120	vs
2-Butanone (MEK)	296	30 U	155	52	70-134	F1 vs
2-Hexanone	296	30 U	145	49	59-130	F1 vs
4-Methyl-2-pentanone (MIBK)	296	30 U	176	60	65-133	F1 vs
Acetone	296	30 U	155	52	61-137	F1 vs
Benzene	59.2	6.1 U	51.5	87	79-127	vs
Bromodichloromethane	59.2	6.1 U	51.2	86	80-122	vs
Bromoform	59.2	6.1 U	43.6	74	68-126	vs
Bromomethane	59.2	6.1 U	53.2	90	37-149	vs
Carbon disulfide	59.2	6.1 U	48.1	81	64-131	vs
Carbon tetrachloride	59.2	6.1 U	50.4	85	75-135	vs
Chlorobenzene	59.2	6.1 U	51.2	87	76-124	vs
Chloroethane	59.2	6.1 U	50.3	85	69-135	vs
Chloroform	59.2	6.1 U	51.3	87	80-120	vs
Chloromethane	59.2	6.1 U	50.7	86	63-127	vs
cis-1,2-Dichloroethene	59.2	6.1 U	52.9	89	80-120	vs
cis-1,3-Dichloropropene	59.2	6.1 U	45.8	77	80-120	F1 vs
Cyclohexane	59.2	6.1 U	44.2	75	65-120	vs
Dibromochloromethane	59.2	6.1 U	48.1	81	76-125	vs
Dichlorodifluoromethane	59.2	6.1 U	46.5	78	57-142	vs
Ethylbenzene	59.2	6.1 U	51.2	86	80-120	vs
Isopropylbenzene	59.2	6.1 U	51.0	86	72-120	vs
Methyl acetate	118	30 U	63.5	54	55-136	F1 vs
Methyl tert-butyl ether	59.2	6.1 U	45.7	77	63-125	vs
Methylcyclohexane	59.2	6.1 U	41.0	69	60-140	vs
Methylene Chloride	59.2	6.1 U	55.8	94	61-127	vs
Styrene	59.2	6.1 U	52.3	88	80-120	vs
Tetrachloroethene	59.2	6.1 U	48.9	83	74-122	vs

Column to be used to flag recovery and RPD values

FORM III 8260C

FORM III
GC/MS VOA MATRIX SPIKE DUPLICATE RECOVERY

Lab Name: Eurofins Buffalo Job No.: 480-195944-1

SDG No.:

Matrix: Solid Level: Low Lab File ID: M02828.D

Lab ID: 480-195944-4 MSD Client ID: B 32 MSD

COMPOUND	SPIKE ADDED (ug/Kg)	MSD CONCENTRATION (ug/Kg)	MSD % REC	% RPD	QC LIMITS RPD	QC LIMITS REC	#
1,1,1-Trichloroethane	59.8	48.7	81	8	30	77-121	vs
1,1,2,2-Tetrachloroethane	59.8	37.2	62	5	30	80-120	F1 vs
1,1,2-Trichloro-1,2,2-trifluoroethane	59.8	38.6	64	16	30	60-140	vs
1,1,2-Trichloroethane	59.8	40.6	68	6	30	78-122	F1 vs
1,1-Dichloroethane	59.8	48.0	80	6	30	73-126	vs
1,1-Dichloroethene	59.8	44.2	74	11	30	59-125	vs
1,2,4-Trichlorobenzene	59.8	36.0	60	5	30	64-120	F1 vs
1,2-Dibromo-3-Chloropropane	59.8	28.8	48	9	30	63-124	F1 vs
1,2-Dibromoethane	59.8	43.5	73	0	30	78-120	F1 vs
1,2-Dichlorobenzene	59.8	43.4	73	6	30	75-120	F1 vs
1,2-Dichloroethane	59.8	46.1	77	5	30	77-122	vs
1,2-Dichloropropane	59.8	47.9	80	5	30	75-124	vs
1,3-Dichlorobenzene	59.8	43.7	73	6	30	74-120	F1 vs
1,4-Dichlorobenzene	59.8	44.5	74	6	30	73-120	vs
2-Butanone (MEK)	299	147	49	5	30	70-134	F1 vs
2-Hexanone	299	121	41	18	30	59-130	F1 vs
4-Methyl-2-pentanone (MIBK)	299	169	57	4	30	65-133	F1 vs
Acetone	299	143	48	8	30	61-137	F1 vs
Benzene	59.8	47.6	80	8	30	79-127	vs
Bromodichloromethane	59.8	48.0	80	6	30	80-122	vs
Bromoform	59.8	42.5	71	3	30	68-126	vs
Bromomethane	59.8	48.5	81	9	30	37-149	vs
Carbon disulfide	59.8	42.1	70	13	30	64-131	vs
Carbon tetrachloride	59.8	45.7	76	10	30	75-135	vs
Chlorobenzene	59.8	48.5	81	5	30	76-124	vs
Chloroethane	59.8	47.1	79	7	30	69-135	vs
Chloroform	59.8	48.6	81	5	30	80-120	vs
Chloromethane	59.8	45.2	76	11	30	63-127	vs
cis-1,2-Dichloroethene	59.8	50.4	84	5	30	80-120	vs
cis-1,3-Dichloropropene	59.8	44.2	74	4	30	80-120	F1 vs
Cyclohexane	59.8	40.6	68	8	30	65-120	vs
Dibromochloromethane	59.8	47.2	79	2	30	76-125	vs
Dichlorodifluoromethane	59.8	41.1	69	12	30	57-142	vs
Ethylbenzene	59.8	47.2	79	8	30	80-120	F1 vs
Isopropylbenzene	59.8	45.9	77	11	30	72-120	vs
Methyl acetate	120	58.7	49	8	30	55-136	F1 vs
Methyl tert-butyl ether	59.8	43.7	73	5	30	63-125	vs
Methylcyclohexane	59.8	37.5	63	9	30	60-140	vs
Methylene Chloride	59.8	52.0	87	7	30	61-127	vs
Styrene	59.8	49.3	82	6	30	80-120	vs
Tetrachloroethene	59.8	44.8	75	9	30	74-122	vs

Column to be used to flag recovery and RPD values

FORM III 8260C

FORM I
GC/MS VOA ORGANICS ANALYSIS DATA SHEET

Lab Name: Eurofins Buffalo | Job No.: 480-195944-1

SDG No.:

Client Sample ID: | Lab Sample ID: MB 480-618557/2-A

Matrix: Solid | Lab File ID: M02808.D

Analysis Method: 8260C | Date Collected:

Sample wt/vol: 5(g) | Date Analyzed: 03/21/2022 22:13

Soil Aliquot Vol: | Dilution Factor: 1

Soil Extract Vol.: | GC Column: ZB-624 (30) VOA ID: 0.25(mm)

% Moisture: | Level: (low/med) Low

Analysis Batch No.: 618558 | Units: ug/Kg

CAS NO.	COMPOUND NAME	RESULT	Q	RL	MDL
71-55-6	1,1,1-Trichloroethane	5.0	U	5.0	0.36
79-34-5	1,1,2,2-Tetrachloroethane	5.0	U	5.0	0.81
76-13-1	1,1,2-Trichloro-1,2,2-trifluoroethane	5.0	U	5.0	1.1
79-00-5	1,1,2-Trichloroethane	5.0	U	5.0	0.65
75-34-3	1,1-Dichloroethane	5.0	U	5.0	0.61
75-35-4	1,1-Dichloroethene	5.0	U	5.0	0.61
120-82-1	1,2,4-Trichlorobenzene	5.0	U	5.0	0.30
96-12-8	1,2-Dibromo-3-Chloropropane	5.0	U	5.0	2.5
106-93-4	1,2-Dibromoethane	5.0	U	5.0	0.64
95-50-1	1,2-Dichlorobenzene	5.0	U	5.0	0.39
107-06-2	1,2-Dichloroethane	5.0	U	5.0	0.25
78-87-5	1,2-Dichloropropane	5.0	U	5.0	2.5
541-73-1	1,3-Dichlorobenzene	5.0	U	5.0	0.26
106-46-7	1,4-Dichlorobenzene	5.0	U	5.0	0.70
78-93-3	2-Butanone (MEK)	25	U	25	1.8
591-78-6	2-Hexanone	25	U	25	2.5
108-10-1	4-Methyl-2-pentanone (MIBK)	25	U	25	1.6
67-64-1	Acetone	25	U	25	4.2
71-43-2	Benzene	5.0	U	5.0	0.25
75-27-4	Bromodichloromethane	5.0	U	5.0	0.67
75-25-2	Bromoform	5.0	U	5.0	2.5
74-83-9	Bromomethane	5.0	U	5.0	0.45
75-15-0	Carbon disulfide	5.0	U	5.0	2.5
56-23-5	Carbon tetrachloride	5.0	U	5.0	0.48
108-90-7	Chlorobenzene	5.0	U	5.0	0.66
75-00-3	Chloroethane	5.0	U	5.0	1.1
67-66-3	Chloroform	0.555	J	5.0	0.31
74-87-3	Chloromethane	5.0	U	5.0	0.30
156-59-2	cis-1,2-Dichloroethene	5.0	U	5.0	0.64
10061-01-5	cis-1,3-Dichloropropene	5.0	U	5.0	0.72
110-82-7	Cyclohexane	5.0	U	5.0	0.70
124-48-1	Dibromochloromethane	5.0	U	5.0	0.64
75-71-8	Dichlorodifluoromethane	5.0	U	5.0	0.41
100-41-4	Ethylbenzene	5.0	U	5.0	0.35
98-82-8	Isopropylbenzene	5.0	U	5.0	0.75

FORM II
GC/MS SEMI VOA SURROGATE RECOVERY

Lab Name: Eurofins Buffalo Job No.: 480-195944-1

SDG No.:

Matrix: Solid Level: Low

GC Column (1): RXI-5Sil MS ID: 0.25(mm)

Client Sample ID	Lab Sample ID	2FP #	PHL #	NBZ #	FBP #	TBP #	TPHd14 #
B 25	480-195944-1	52	52 S1-	46 S1-	63	51 S1-	76 S1-
B 26	480-195944-2	85	83	80	93	79	98
B 31	480-195944-3	83	83	95	107	92	116
B 32	480-195944-4	8 S1-	24 S1-	84	95	0 S1-	115
	MB 480-618672/1-A	71	72	77	81	84	102
	LCS 480-618672/2-A	79	79	90	100	102	118

	QC LIMITS
2FP = 2-Fluorophenol	52-120
PHL = Phenol-d5	54-120
NBZ = Nitrobenzene-d5	53-120
FBP = 2-Fluorobiphenyl	60-120
TBP = 2,4,6-Tribromophenol	54-120
TPHd14 = p-Terphenyl-d14	79-130

Column to be used to flag recovery values

FORM II 8270D

FORM VII
GC/MS SEMI VOA CONTINUING CALIBRATION DATA

Lab Name: Eurofins Buffalo Job No.: 480-195944-1

SDG No.:

Lab Sample ID: CCVIS 480-618807/3 Calibration Date: 03/23/2022 14:20

Instrument ID: HP5973V Calib Start Date: 03/14/2022 15:14

GC Column: RXI-5Sil MS ID: 0.25(mm) Calib End Date: 03/14/2022 18:01

Lab File ID: V3156818.D Conc. Units: ug/L

ANALYTE	CURVE TYPE	AVE RRF	RRF	MIN RRF	CALC AMOUNT	SPIKE AMOUNT	%D	MAX %D
Biphenyl	Ave	1.374	1.383	0.0100	50300	50000	0.6	20.0
2-Chloronaphthalene	Ave	1.121	1.102	0.8000	49100	50000	-1.7	20.0
2-Nitroaniline	Lin2		0.4005	0.0100	49600	50000	-0.8	20.0
Dimethyl phthalate	Ave	1.260	1.372	0.0100	54400	50000	8.9	20.0
1,3-Dinitrobenzene	Lin2		0.1463	0.0100	56700	50000	13.4	20.0
2,6-Dinitrotoluene	Lin2		0.3057	0.2000	52000	50000	3.9	20.0
Acenaphthylene	Ave	1.664	1.679	0.9000	50500	50000	0.9	20.0
3-Nitroaniline	Lin2		0.2937	0.0100	51600	50000	3.2	20.0
Acenaphthene	Ave	1.002	1.038	0.9000	51800	50000	3.6	20.0
2,4-Dinitrophenol	Lin1		0.1745	0.0100	92100	100000	-7.9	20.0
4-Nitrophenol	Lin2		0.2655	0.0100	101000	100000	1.3	20.0
2,4-Dinitrotoluene	Lin2		0.4062	0.2000	53300	50000	6.6	20.0
Dibenzofuran	Ave	1.525	1.540	0.8000	50500	50000	1.0	20.0
2,3,4,6-Tetrachlorophenol	Lin2		0.3948	0.0100	50000	50000	-0.0	20.0
Diethyl phthalate	Ave	1.160	1.229	0.0100	53000	50000	5.9	20.0
Hexadecane	Ave	0.8467	0.8521	0.0100	50300	50000	0.6	20.0
Fluorene	Ave	1.207	1.239	0.9000	51300	50000	2.7	20.0
4-Chlorophenyl phenyl ether	Ave	0.6908	0.7441	0.4000	53900	50000	7.7	20.0
4-Nitroaniline	Ave	0.2609	0.2679	0.0100	51400	50000	2.7	20.0
4,6-Dinitro-2-methylphenol	Lin2		0.1206	0.0100	93700	100000	-6.3	20.0
Diphenylamine	Ave	0.6058	0.5923	0.0100	41800	42800	-2.2	20.0
N-Nitrosodiphenylamine	Ave	0.5179	0.5064	0.0100	48900	50000	-2.2	20.0
1,2-Diphenylhydrazine	Ave	1.331	1.440	0.0100	54100	50000	8.1	20.0
trans-Azobenzene	Ave	0.7615	0.7885	0.0100	51800	50000	3.5	20.0
4-Bromophenyl phenyl ether	Ave	0.2630	0.2645	0.1000	50300	50000	0.5	20.0
Hexachlorobenzene	Ave	0.2602	0.2663	0.1000	51200	50000	2.3	20.0
Atrazine	Ave	0.4421	0.4857	0.0100	54900	50000	9.9	20.0
Pentachlorophenol	Lin2		0.1007	0.0500	64800	100000	-35.2*	20.0
n-Octadecane	Ave	0.4826	0.5145	0.0100	53300	50000	6.6	20.0
Phenanthrene	Ave	1.018	1.048	0.7000	51500	50000	2.9	20.0
Anthracene	Ave	1.023	1.050	0.7000	51300	50000	2.7	20.0
Carbazole	Ave	0.9284	0.9254	0.0100	49800	50000	-0.3	20.0
Di-n-butyl phthalate	Ave	1.013	1.152	0.0100	56900	50000	13.7	20.0
Fluoranthene	Ave	1.245	1.351	0.6000	54200	50000	8.5	20.0
Benzidine	Ave	0.6523	0.6092	0.0100	46700	50000	-6.6	50.0
Pyrene	Ave	1.204	1.211	0.6000	50300	50000	0.6	20.0
Butyl benzyl phthalate	Lin2		0.4914	0.0100	53400	50000	6.7	20.0
3,3'-Dichlorobenzidine	Lin2		0.4842	0.0100	50100	50000	0.2	50.0
Benzo[a]anthracene	Ave	1.263	1.305	0.8000	51700	50000	3.4	20.0
Bis(2-ethylhexyl) phthalate	Lin2		0.7208	0.0100	56000	50000	11.9	20.0
Chrysene	Ave	1.187	1.193	0.7000	50300	50000	0.5	20.0

FORM VII
GC/MS SEMI VOA CONTINUING CALIBRATION DATA

Lab Name: Eurofins Buffalo Job No.: 480-195944-1

SDG No.:

Lab Sample ID: CCVIS 480-618977/3 Calibration Date: 03/24/2022 14:28

Instrument ID: HP5973V Calib Start Date: 03/14/2022 15:14

GC Column: RXI-5Sil MS ID: 0.25(mm) Calib End Date: 03/14/2022 18:01

Lab File ID: V3156850.D Conc. Units: ug/L

ANALYTE	CURVE TYPE	AVE RRF	RRF	MIN RRF	CALC AMOUNT	SPIKE AMOUNT	%D	MAX %D
Biphenyl	Ave	1.374	1.439	0.0100	52400	50000	4.7	20.0
2-Chloronaphthalene	Ave	1.121	1.163	0.8000	51900	50000	3.7	20.0
2-Nitroaniline	Lin2		0.3612	0.0100	44800	50000	-10.4	20.0
Dimethyl phthalate	Ave	1.260	1.267	0.0100	50300	50000	0.6	20.0
1,3-Dinitrobenzene	Lin2		0.0977	0.0100	38100	50000	-23.7*	20.0
2,6-Dinitrotoluene	Lin2		0.2571	0.2000	43800	50000	-12.3	20.0
Acenaphthylene	Ave	1.664	1.741	0.9000	52300	50000	4.7	20.0
3-Nitroaniline	Lin2		0.2532	0.0100	44600	50000	-10.9	20.0
Acenaphthene	Ave	1.002	1.032	0.9000	51500	50000	3.0	20.0
2,4-Dinitrophenol	Lin1		0.1312	0.0100	70100	100000	-29.9*	20.0
4-Nitrophenol	Lin2		0.2263	0.0100	86700	100000	-13.3	20.0
2,4-Dinitrotoluene	Lin2		0.3328	0.2000	43800	50000	-12.4	20.0
Dibenzofuran	Ave	1.525	1.558	0.8000	51100	50000	2.2	20.0
2,3,4,6-Tetrachlorophenol	Lin2		0.3618	0.0100	45900	50000	-8.3	20.0
Diethyl phthalate	Ave	1.160	1.152	0.0100	49700	50000	-0.7	20.0
Hexadecane	Ave	0.8467	0.8891	0.0100	52500	50000	5.0	20.0
Fluorene	Ave	1.207	1.219	0.9000	50500	50000	1.0	20.0
4-Chlorophenyl phenyl ether	Ave	0.6908	0.7023	0.4000	50800	50000	1.7	20.0
4-Nitroaniline	Ave	0.2609	0.2470	0.0100	47300	50000	-5.3	20.0
4,6-Dinitro-2-methylphenol	Lin2		0.1014	0.0100	79200	100000	-20.8*	20.0
Diphenylamine	Ave	0.6058	0.6013	0.0100	42400	42800	-0.7	20.0
N-Nitrosodiphenylamine	Ave	0.5179	0.5141	0.0100	49600	50000	-0.7	20.0
1,2-Diphenylhydrazine	Ave	1.331	1.373	0.0100	51600	50000	3.1	20.0
trans-Azobenzene	Ave	0.7615	0.8171	0.0100	53600	50000	7.3	20.0
4-Bromophenyl phenyl ether	Ave	0.2630	0.2616	0.1000	49700	50000	-0.5	20.0
Hexachlorobenzene	Ave	0.2602	0.2689	0.1000	51700	50000	3.3	20.0
Atrazine	Ave	0.4421	0.4469	0.0100	50500	50000	1.1	20.0
Pentachlorophenol	Lin2		0.1259	0.0500	80800	100000	-19.2	20.0
n-Octadecane	Ave	0.4826	0.5283	0.0100	54700	50000	9.5	20.0
Phenanthrene	Ave	1.018	1.023	0.7000	50200	50000	0.5	20.0
Anthracene	Ave	1.023	1.045	0.7000	51100	50000	2.2	20.0
Carbazole	Ave	0.9284	0.9284	0.0100	50000	50000	0.0	20.0
Di-n-butyl phthalate	Ave	1.013	1.101	0.0100	54300	50000	8.6	20.0
Fluoranthene	Ave	1.245	1.304	0.6000	52400	50000	4.7	20.0
Benzidine	Ave	0.6523	0.6677	0.0100	51200	50000	2.4	50.0
Pyrene	Ave	1.204	1.309	0.6000	54400	50000	8.8	20.0
Butyl benzyl phthalate	Lin2		0.4646	0.0100	50500	50000	1.0	20.0
3,3'-Dichlorobenzidine	Lin2		0.5170	0.0100	53400	50000	6.9	50.0
Benzo[a]anthracene	Ave	1.263	1.318	0.8000	52200	50000	4.4	20.0
Bis(2-ethylhexyl) phthalate	Lin2		0.6782	0.0100	52700	50000	5.3	20.0
Chrysene	Ave	1.187	1.205	0.7000	50800	50000	1.5	20.0

FORM VII 8270D

FORM III
PESTICIDES MATRIX SPIKE DUPLICATE RECOVERY

Lab Name: Eurofins Buffalo Job No.: 480-195944-1

SDG No.:

Matrix: Solid Level: Low Lab File ID: 25_56-214.D

Lab ID: 480-195944-2 MSD Client ID: B 26 MSD

COMPOUND	SPIKE ADDED (ug/Kg)	MSD CONCENTRATION (ug/Kg)	MSD % REC	% RPD	QC LIMITS RPD	QC LIMITS REC	#
4,4'-DDD	19.4	23.3	120	3	21	37-126	
4,4'-DDE	19.4	21.8	112	3	18	34-120	
4,4'-DDT	19.4	23.5	121	1	25	43-123	
Aldrin	19.4	18.5	95	10	12	37-125	
alpha-BHC	19.4	19.8	102	6	15	39-120	
beta-BHC	19.4	22.1	114	1	19	36-120	
cis-Chlordane	19.4	19.8	102	4	23	35-120	
delta-BHC	19.4	18.7	96	3	14	34-120	
Dieldrin	19.4	21.0	108	1	12	45-120	
Endosulfan I	19.4	22.8	117	4	18	39-120	
Endosulfan II	19.4	23.5	121	4	26	34-126	
Endosulfan sulfate	19.4	23.4	120	7	35	27-130	
Endrin	19.4	22.9	118	2	20	47-121	
Endrin aldehyde	19.4	22.6	116	2	47	33-123	
Endrin ketone	19.4	21.9	113	2	37	43-126	
gamma-BHC (Lindane)	19.4	19.1	98	3	12	50-120	
Heptachlor	19.4	22.7	117	6	22	42-120	
Heptachlor epoxide	19.4	23.7	122	2	15	40-120	F1
Methoxychlor	19.4	23.5	121	5	24	44-150	
trans-Chlordane	19.4	21.0	108	5	15	31-120	

Column to be used to flag recovery and RPD values

FORM III 8081B

3-IN
METHOD BLANK
METALS

Lab Name: Eurofins Buffalo Job No.: 480-195944-1

SDG No.:

Concentration Units: mg/Kg Lab Sample ID: MB 480-618527/1-A

Instrument Code: ICAP2 Batch No.: 619127

CAS No.	Analyte	Concentration	C	Q	Method
7440-38-2	Arsenic	2.0	U		6010C
7440-39-3	Barium	0.118	J		6010C
7439-92-1	Lead	1.0	U		6010C
7440-66-6	Zinc	2.0	U		6010C

FORM III-IN

Appendix C

Validator Qualifications

KENNETH R. APPLIN
Geochemist/Data Validator

Ph.D., Geochemistry and Mineralogy, The Pennsylvania State University

M.S., Geochemistry and Mineralogy, The Pennsylvania State University

B.A., Geological Sciences, SUNY at Geneseo, NY

Dr. Applin has over 35 years of experience working with the geochemistry of natural waters. His prior experience includes working as an Assistant Professor of Geology at the University of Missouri-Columbia and as Chief Hydrogeologist and Geochemist with a leading engineering firm in Rochester, NY. In 1993, he established KR Applin and Associates, a small consulting business that focuses on the geochemistry of natural waters, especially as applied to problems involving the contamination of groundwater and surface water.

Dr. Applin is also an experienced analytical data validator and has provided data validation services since 1994 to a variety of clients performing brownfield cleanup projects, hazardous waste remediation, groundwater monitoring at solid waste facilities, and other projects requiring third-party data validation. Dr. Applin has several years of hands-on experience with the laboratory analysis of natural waters and has successfully completed the USEPA Region II certification courses for performing inorganic and organic analytical data validation.

MICHAEL K. PERRY
Chemist/Data Validator

B.S. Chemistry, Georgia State University, Atlanta, GA

A.A.S., Chemical Technology, Alfred State College, Alfred, NY

Mr. Perry has over 30 years of experience in the analytical laboratory business. During his early career, he spent several years as a laboratory analyst performing the analysis of soil, water, and air samples for inorganic and organic chemical parameters. During his last 20 years in the environmental laboratory business, he managed and directed two major analytical laboratories in Rochester, NY. His management responsibilities included oversight of the daily operations of the lab, staff training and supervision, the selection, purchase, and maintenance of analytical instruments, the introduction of new laboratory methods, analytical quality assurance and quality control, data acquisition and management, and other business-related activities.

Mr. Perry has an extensive working knowledge of the methods and procedures used for sampling and analyzing both inorganic and organic analytes in soil, water, and air. He is an accomplished laboratory chemist and is familiar with the analytical methods and procedures established under the USEPA Contract Laboratory Protocols (CLP), the NYSDEC Analytical Services Protocols (ASP), and the NYSDOH Environmental Laboratory Approval Program (ELAP).

DATA USABILITY SUMMARY REPORT (DUSR)

Pilgrim Village Family
951 Ellicott St.
Buffalo, NY 14209
NYSDEC BCP # C915362

SDG: J196148-1
2 soil samples

Prepared for:

BE3 Corp.
960 Busti Avenue
Suite 150-B
Buffalo, NY 14213
Attention: Dalton Stack

May 2022

EDU *Environmental Data Usability 10028 Deer Park Dr. Dansville, NY 14437 585-991-9156*

Table of Contents

Page No.

REVIEWER'S NARRATIVE

1.0 SUMMARY 1

2.0 INTRODUCTION 1

3.0 SAMPLE AND ANALYSIS SUMMARY 2

4.0 GUIDANCE DOCUMENTS AND DATA REVIEW CRITERIA 2

5.0 DATA VALIDATION QUALIFIERS 3

6.0 RESULTS OF THE DATA REVIEW 4

7.0 TOTAL USABLE DATA 4

APPENDIX A Validated Analytical Results
APPENDIX B Laboratory QC Documentation
APPENDIX C Validator Qualifications

Tables

Table 4-1 Data Validation Guidance Documents
Table 4-2 Quality Control Criteria for Validating Laboratory Analytical Data

Summaries of Validated Results
Table 6-1 VOCs
Table 6-2 SVOCs
Table 6-3 Metals

REVIEWER'S NARRATIVE
BE3 SDG J196148-1: Pilgrim Village Family

The data associated with this Sample Delivery Group (SDG) J196148-1, analyzed by Eurofins Buffalo, Buffalo, NY have been reviewed in accordance with assessment criteria provided by the New York State Department of Environmental Conservation following the review procedures provided in the USEPA Functional Guidelines for evaluating organic and inorganic data.

All analytical results reported by the laboratory are considered valid and acceptable except results that have been qualified as rejected, “R”. Results qualified as estimated “J”, or as non-detects, “U”, are considered usable for the purpose of evaluating water and/or soil quality. However, these qualifiers indicate that the accuracy and/or precision of the analytical result is questionable. A summary of all data that have been qualified and the reasons for qualification are provided in the following data usability summary report (DUSR).

Two facts should be noted by all data users. First, the “R” qualifier means that the associated value is unusable. In other words, due to significant quality control (QC) problems, the analysis is invalid and provides no information as to whether the analyte is present or not. Values qualified with an “R” should not appear on the final data tables because they cannot be relied upon, even as the last resort. Second, no analyte concentration, even if it has passed all QC tests, is guaranteed to be accurate. Strict QC serves to increase confidence in data, but any value potentially contains error.

Reviewer's Signature: Michael K. Perry Date: 5/3/2022

Michael K. Perry
Chemist

1.0 SUMMARY

SITE:	Pilgrim Village Family 951 Ellicott St. Buffalo, NY 14209
SAMPLING DATE:	March 25, 2022
SAMPLE TYPE:	2 soil samples
LABORATORY:	Eurofins Buffalo Buffalo, NY
SDG No.:	J196148-1

2.0 INTRODUCTION

This data usability summary report (DUSR) was prepared in accordance with guidance provided by the New York State Department of Environmental Conservation (NYSDEC). The DUSR is based on a review and evaluation of the laboratory analytical data package. Specifically, the NYSDEC guidance recommends review and evaluation of the following elements of the data package:

- Completeness of the data package as defined under the requirements of the NYSDEC Analytical Services Protocols (ASP) Category B or the United States Environmental Protection Agency (USEPA) Contract Laboratory Program (CLP) deliverables,
- Compliance with established analyte holding times,
- Adherence to quality control (QC) limits and specifications for blanks, instrument tuning and calibration, surrogate recoveries, spike recoveries, laboratory duplicate analyses, and other QC criteria,
- Adherence to established analytical protocols,
- Conformance of data summary sheets with raw analytical data, and
- Use of correct data qualifiers.

Data deficiencies, analytical protocol deviations, and quality control problems identified using the review criteria above and their effect on the analytical results are discussed in this report.

3.0 SAMPLE AND ANALYSIS SUMMARY

The data package consists of analytical results for two soil samples collected on March 25, 2022. These samples were analyzed for Volatile Organic Compounds (VOCs), Semi-volatile Organic Compounds (SVOCs), and Metals.

All analyses were performed by Eurofins Buffalo, Buffalo, NY and analyzed as SDG J196148-1. The analytical results were provided in NYSDEC ASP Category B format, which includes all raw analytical data and laboratory QC data.

4.0 GUIDANCE DOCUMENTS AND DATA REVIEW CRITERIA

The guidance documents appropriate for reviewing laboratory quality control (QC) data and assigning data qualifiers (flags) to analytical results were selected from those listed in Table 4-1. The QC limits established in the documents applicable to this data review were used to assess the quality of the analytical results. In some cases, however, QC limits established internally by the laboratory were taken into account to determine data quality.

The QC criteria considered for assessing the usability of the reported analytical results provided for each analyte type (i.e. VOCs, SVOCs, metals, etc.) are listed in Table 4-2. These criteria may vary with the analytical method utilized by the laboratory. These criteria comply with the guidance recommended in Section 2.0 above.

5.0 DATA VALIDATION QUALIFIERS

The letter qualifiers (flags) used to define data usability are described briefly below. These letters are assigned by the data validator to analytical results having questionable accuracy and/or precision as determined by reviewing the laboratory QC data associated with the analytical results.

TABLE 4-1

Guidance Used For Validating Laboratory Analytical Data

Analyte Group	Guidance	Date
Metals (ICP-AES)	USEPA SOP HW-3a, Rev. 1	September 2016
Metals (Hg & CN)	USEPA SOP HW-3c, Rev. 1	September 2016
Volatile Organic Compounds (by Methods 8260B & 8260C)	USEPA SOP HW-24, Rev. 4	September 2014
Semi-Volatile Organic Compounds (by Method 8270D)	USEPA SOP HW-22 Rev. 5	December 2010
Pesticides (by Method 8181B)	USEPA SOP HW-44, Rev. 1.1	December 2010
Chlorinated Herbicides (by Method 8151A)	USEPA SOP HW-17, Rev. 3.1	December 2010
Polychlorinated Biphenyls (PCBs)	USEPA SOP HW-37A, Rev. 0	June 2015
Volatile Organic Compounds (Air) (by Method TO-15)	USEPA SOP HW-31, Rev. 6	September 2016
Per- and PolyFluoroAlkyl Substances (PFAS)	* NYSDEC	January 2021
General Chemistry Parameters	per NYSDEC ASP	July 2005

* Sampling, Analysis, and Assessment of Per- and Polyfluoroalkyl Substances (PFAS) Under NYSDEC's Part 375 Remedial Programs, Appendix I

TABLE 4-2

QUALITY CONTROL CRITERIA USED FOR VALIDATING LABORATORY ANALYTICAL DATA

VOCs	SVOCs	Pesticides/PCBs	Metals	Gen Chemistry	PFAS
Completeness of Pkg	Completeness of Pkg	Completeness of Pkg	Completeness of Pkg	Completeness of Pkg	Completeness of Pkg
Sample Preservation	Sample Preservation	Sample Preservation	Sample Preservation	Sample Preservation	Sample Preservation
Holding Time	Holding Time	Holding Time	Holding Time	Holding Times	Holding Time
System Monitoring Compounds	Surrogate Recoveries	Surrogate Recoveries	Initial/Continuing Calibration	Calibration	Instr Performance Check
Lab Control Sample	Lab Control Sample	Matrix Spikes	CRDL Standards	Lab Control Samples	Initial Calibration
Matrix Spikes	Matrix Spikes	Blanks	Blanks	Blanks	Continuing Calibration
Blanks	Blanks	Instrument Calibration & Verification	Interference Check Sample	Spike Recoveries	Blanks
Instrument Tuning	Instrument Tuning	Comparison of duplicate GC column results	Spike Recoveries	Lab Duplicates	Surrogates
Internal Standards	Internal Standards	Analyte ID	Lab Duplicate		Lab Fortified Blank
Initial Calibration	Initial Calibration	Lab Qualifiers	Lab Control Sample		Matrix Spikes
Continuing Calibration	Continuing Calibration	Field Duplicate	ICP Serial Dilutions		Internal Standards
Lab Qualifiers	Lab Qualifiers		Lab Qualifiers		
Field Duplicate	Field Duplicate		Field Duplicate		

Method TO-15 (Air)
Completeness of Pkg
Sample Preservation
Holding Time
Canister Certification
Instrument Tuning
Initial Calibration and Instrument Performance
Daily Calibration
Blanks
Lab Control Sample
Field Duplicate

The laboratory may also use various letters and symbols to flag analytical results generated when QC limits were exceeded. The meanings of these flags may differ from those used by the independent data validator. Those used by the laboratory are provided with the analytical results.

NOTE: The assignment of data qualifiers by the data reviewer (validator) to laboratory analytical results should not necessarily be interpreted by the data user as a measure of laboratory ability or proficiency. Rather, the qualifiers are intended to provide a measure of data accuracy and precision to the data user, which, for example, may provide a level of confidence in determining whether or not standards or cleanup objectives have been met.

U The analyte was analyzed for but was not detected at or above the sample quantitation limit.

J The analyte was positively identified; the associated numerical value is the *approximate* concentration of the analyte in the sample. (The magnitude of any ± value associated with the result is not determined by data validation).

J+ The result is an estimated quantity and may be biased high.

J- The result is an estimated quantity and may be biased low.

UJ The analyte was analyzed for but not detected. The reported quantitation limit is approximate and may inaccurate or imprecise.

R The sample result is rejected (i.e., is unusable) due to serious deficiencies in the ability to analyze the sample and meet quality control criteria. The presence or absence of the analyte cannot be verified.

NJ The analysis indicates the presence of an analyte that has been "tentatively identified" and the associated numerical value represents its approximate concentration.

The validated analytical results are attached to this report. Validation qualifiers (flags) are indicated in red print. Data sheets having qualified data are signed and dated by the data reviewer.

6.0 RESULTS OF THE DATA REVIEW

The results of the data review are summarized in Tables 6-1 through 6-3. The tables list the samples where QC criteria were found to exceed acceptable limits and the actions taken to qualify the associated analytical results.

7.0 TOTAL USABLE DATA

For SDG J196148-1, two samples were analyzed and results were reported for 240. Even though some results were flagged with a "J" as estimated, all results (100 %) are considered usable. See the summary table for the analyses that have rejected/qualified and the corresponding QC reasons.

NOTE: 1) As noted by the laboratory, the soil samples were not collected following SW846 5035A protocol. This adds an element of uncertainty to the analytical results for volatile organic analytes (VOAs). Although not specifically indicated on the final data sheets with a "J" flag, the VOA analytical results should be considered estimated, but usable.

Table 6-1 8260 VOCs

SAMPLES AFFECTED	ANALYTES	ACTION	QC VIOLATION	COMMENTS
B-35A	1,1,2,2-Tetrachloroethane 1,1,2-Trichloroethane 1,2-Dichlorobenzene 1,2,4-Trichlorobenzene MEK Acetone	J detects UJ non-detects	MS/MSD < QC limit	Data are estimated
GSB-6A	Chloroform	CRQL-U	Detected in method blank	Data changed to non-detect
GSB-6A	1,1,2,2-Tetrachloroethane 1,2,4-Trichlorobenzene DBCP 1,2-Dichlorobenzene 1,3-Dichlorobenzene 1,4-Dichlorobenzene Isopropylbenzene	J detects UJ non-detects	IS STD DCBd4 < QC limit	Data are estimated
All samples	Trichlorofluoromethane 1,1,1-Trichloroethane Carbon Tetrachloride	J detects UJ non-detects	CCV > QC limit	Data are estimated

Table 6-2 8270 SVOCs

SAMPLES AFFECTED	ANALYTES	ACTION	QC VIOLATION	COMMENTS
none			none	

Table 6-3 Metals

SAMPLES AFFECTED	ANALYTES	ACTION	QC VIOLATION	COMMENTS
none			none	

ACRONYMS

BSP	Blank Spike
CCAL	Continuing Calibration
CCB	Continuing Calibration Blank
CCV	Continuing Calibration Verification
CRDL	Contract Required Detection Limit
CRQL	Contract Required Quantitation Limit
%D	Percent Difference
ICAL	Initial Calibration
ICB	Initial Calibration Blank
IS	Internal Standard
LCS	Laboratory Control Sample
MS/MSD	Matrix Spike/Matrix Spike Duplicate
QA	Quality Assurance
QC	Quality Control
%R	Percent recovery
RPD	Relative Percent Difference
RRF	Relative Response Factor
%RSD	Percent Relative Standard Deviation
TAL	Target Analyte List (metals)
TCL	Target Compound List (organics)

Appendix A

Validated Analytical Results

ANALYTICAL REPORT

Job Number: 480-196148-1

Job Description: Project #1 - Pilgrim Village Family

For:
Brydges Engineering in Environment & Energy DPC
960 Busti Ave
Suite B-150
Buffalo, NY 14213

Attention: Mr. Dalton Stack

Approved for release.
John Beninati
Project Manager
4/6/2022 9:24 AM

John Beninati, Project Manager
10 Hazelwood Drive, Amherst, NY, 14228-2298
John.Beninati@et.eurofinsus.com
04/06/2022

The test results in this report meet all NELAP requirements for parameters for which accreditation is required or available. Any exceptions to the NELAP requirements are noted in this report. Pursuant to NELAP, this report may not be reproduced, except in full, without the written approval of the laboratory. This report is confidential and is intended for the sole use of Eurofins Environment Testing Northeast, LLC Buffalo and its client. All questions regarding this report should be directed to the Eurofins Environment Testing Northeast, LLC Buffalo Project Manager or designee who has signed this report.

The test results in this report relate only to the samples as received by the laboratory and will meet all requirements of the methodology, with any exceptions noted. This report shall not be reproduced except in full, without the express written approval of the laboratory. All questions should be directed to the Eurofins Environment Testing Northeast, LLC Project Manager.

This report has been electronically signed and authorized by the signatory. Electronic signature is intended to be the legally binding equivalent of a traditionally handwritten signature.

Eurofins Buffalo
10 Hazelwood Drive, Amherst, NY 14228-2298
Tel (716) 691-2600 Fax (716) 691-7991 www.EurofinsUS.com

Job Narrative
480-196148-1

Comments
No additional comments.

Receipt
The samples were received on 3/25/2022 4:00 PM. Unless otherwise noted below, the samples arrived in good condition, and where required, properly preserved and on ice. The temperature of the cooler at receipt was 15.8º C.

GC/MS VOA
Method 8260C: Internal standard responses were outside of acceptance limits for the following sample: GSB-6A (480-196148-1). The sample shows evidence of matrix interference.

Method 8260C: The continuing calibration verification (CCV) associated with batch 480-619447 recovered above the upper control limit for 1,1,1-Trichloroethane, Carbon tetrachloride and Trichlorofluoromethane. The samples associated with this CCV were non-detects for the affected analytes; therefore, the data have been reported. The associated samples are impacted: GSB-6A (480-196148-1) and B-35A (480-196148-2).

No additional analytical or quality issues were noted, other than those described above or in the Definitions/Glossary page.

GC/MS Semi VOA
No analytical or quality issues were noted, other than those described in the Definitions/Glossary page.

Metals
No analytical or quality issues were noted, other than those described in the Definitions/Glossary page.

Organic Prep
No analytical or quality issues were noted, other than those described in the Definitions/Glossary page.

Sample Summary

Client: Brydges Engineering in Environment & Energy DPC
Job ID: 480-196148-1
Project/Site: Project #1 - Pilgrim Village Family

Lab Sample ID	Client Sample ID	Matrix	Collected	Received
480-196148-1	GSB-6A	Solid	03/25/22 12:30	03/25/22 16:00
480-196148-2	B-35A	Solid	03/25/22 12:45	03/25/22 16:00

Eurofins Buffalo
10 Hazelwood Drive
Amherst, NY 14228-2298
Phone: 716-691-2600 Fax: 716-691-7991

Chain of Custody Record

eurofins Environment Testing America

Client Information	Sampler: Libby Broderick	Lab PM: Beninati, John	Carrier Tracking No(s):	COC No: 480-171541-37182.1
Client Contact: Mr. Jake Tracy	Phone: 716-545-2143	E-Mail: john.beninati@eurofinset.com	State of Origin:	Page: Page 1 of 2
Company: Brydges Engineering in Environment & Energy DPC	PWSID:			Job #:
Address: 960 Busti Ave Suite B-150	Due Date Requested: 4-1-22			
City: Buffalo	TAT Requested (days): 5 DAYS			
State, Zip: NY, 14213	Compliance Project: Δ Yes ☑ No			
Phone: 716-249-6880(Tel)	PO #: Purchase Order not required			
Email: jt~~[illegible]~~ dstack@be3corp.com	WO #:			
Project Name: Project #1 - Pilgrim Village Family	Project #: 48024826			
Site:	SSOW#:			

Analysis Requested

Preservation Codes:

A - HCL, B - NaOH, C - Zn Acetate, D - Nitric Acid, E - NaHSO4, F - MeOH, G - Amchlor, H - Ascorbic Acid, I - Ice, J - DI Water, K - EDTA, L - EDA, M - Hexane, N - None, O - AsNaO2, P - Na2O4S, Q - Na2SO3, R - Na2S2O3, S - H2SO4, T - TSP Dodecahydrate, U - Acetone, V - MCAA, W - pH 4-5, Z - other (specify)

Other:

Sample Identification	Sample Date	Sample Time	Sample Type (C=comp, G=grab)	Matrix (W=water, S=solid, O=waste/oil, BT=Tissue, A=Air)	Field Filtered Sample (Yes or No)	Perform MS/MSD (Yes or No)	6010C, 7471B (MOD: AS, BA, PB, ZN)	8270D - TCL SVOCs	8260C - TCL VOCs (LL Bulk)	~~8081B, 8082A, 8270D~~	Total Number of containers	Special Instructions/Note:
			Preservation Code:		X	X	N	N	N	N	X	
GSB-6A	3/25/22	12:30	G	Solid	N	N	✓	✓	✓		2	
B-35A	3/25/22	12:45	G	Solid	N	N	✓	✓	✓		2	
				Solid								
				Solid								
				Solid								
				Solid								
				Solid								
				Solid								
				Solid								
				Solid								
				Solid								

480-196148 Chain of Custody

Possible Hazard Identification
☒ Non-Hazard ☐ Flammable ☐ Skin Irritant ☐ Poison B ☐ Unknown ☐ Radiological

Sample Disposal (A fee may be assessed if samples are retained longer than 1 month)
☐ Return To Client ☐ Disposal By Lab ☐ Archive For _____ Months

Deliverable Requested: I, II, III, IV, Other (specify) NYSDEC CAT B W/ EDD

Special Instructions/QC Requirements:

Empty Kit Relinquished by:	Date:	Time:	Method of Shipment:

Relinquished by:	Date/Time:	Company	Received by:	Date/Time:	Company
E Broderick	3/25/22 4:00		C Walker	3/25/22 1600	TAB

Custody Seals Intact: Δ Yes Δ No | Custody Seal No.:

Cooler Temperature(s) °C and Other Remarks: 15.8 #1 NO ICE

Ver: 06/08/2021

Method 8260C

Volatile Organic Compounds (GC/MS) by Method 8260C

FORM I
GC/MS VOA ORGANICS ANALYSIS DATA SHEET

Lab Name: Eurofins Buffalo | Job No.: 480-196148-1

SDG No.:

Client Sample ID: GSB-6A | Lab Sample ID: 480-196148-1

Matrix: Solid | Lab File ID: M02905.D

Analysis Method: 8260C | Date Collected: 03/25/2022 12:30

Sample wt/vol: 5.08(g) | Date Analyzed: 03/29/2022 01:06

Soil Aliquot Vol: | Dilution Factor: 1

Soil Extract Vol.: | GC Column: ZB-624 (30) VOA ID: 0.25(mm)

% Moisture: 19.5 | Level: (low/med) Low

Analysis Batch No.: 619447 | Units: ug/Kg

CAS NO.	COMPOUND NAME	RESULT	Q	RL	MDL	
71-55-6	1,1,1-Trichloroethane	6.1	U vs	6.1	0.44	UJ
79-34-5	1,1,2,2-Tetrachloroethane	6.1	U *3 vs	6.1	0.99	UJ
76-13-1	1,1,2-Trichloro-1,2,2-trifluoroethane	6.1	U vs	6.1	1.4	
79-00-5	1,1,2-Trichloroethane	6.1	U vs	6.1	0.79	
75-34-3	1,1-Dichloroethane	6.1	U vs	6.1	0.75	
75-35-4	1,1-Dichloroethene	6.1	U vs	6.1	0.75	
120-82-1	1,2,4-Trichlorobenzene	6.1	U *3 vs	6.1	0.37	UJ
96-12-8	1,2-Dibromo-3-Chloropropane	6.1	U *3 vs	6.1	3.1	UJ
106-93-4	1,2-Dibromoethane	6.1	U vs	6.1	0.79	
95-50-1	1,2-Dichlorobenzene	6.1	U *3 vs	6.1	0.48	UJ
107-06-2	1,2-Dichloroethane	6.1	U vs	6.1	0.31	
78-87-5	1,2-Dichloropropane	6.1	U vs	6.1	3.1	
541-73-1	1,3-Dichlorobenzene	6.1	U *3 vs	6.1	0.31	UJ
106-46-7	1,4-Dichlorobenzene	6.1	U *3 vs	6.1	0.86	UJ
78-93-3	2-Butanone (MEK)	31	U vs	31	2.2	
591-78-6	2-Hexanone	31	U vs	31	3.1	
108-10-1	4-Methyl-2-pentanone (MIBK)	31	U vs	31	2.0	
67-64-1	Acetone	31	vs	31	5.1	
71-43-2	Benzene	6.1	U vs	6.1	0.30	
75-27-4	Bromodichloromethane	6.1	U vs	6.1	0.82	
75-25-2	Bromoform	6.1	U vs	6.1	3.1	
74-83-9	Bromomethane	6.1	U vs	6.1	0.55	
75-15-0	Carbon disulfide	6.1	U vs	6.1	3.1	
56-23-5	Carbon tetrachloride	6.1	U vs	6.1	0.59	UJ
108-90-7	Chlorobenzene	6.1	U vs	6.1	0.81	
75-00-3	Chloroethane	6.1	U vs	6.1	1.4	
67-66-3	Chloroform	6.1 UJ ~~0.51~~	J B vs	6.1	0.38	
74-87-3	Chloromethane	6.1	U vs	6.1	0.37	
156-59-2	cis-1,2-Dichloroethene	6.1	U vs	6.1	0.78	
10061-01-5	cis-1,3-Dichloropropene	6.1	U vs	6.1	0.88	
110-82-7	Cyclohexane	6.1	U vs	6.1	0.86	

FORM I 8260C

MKP 5/3/2022

FORM I
GC/MS VOA ORGANICS ANALYSIS DATA SHEET

Lab Name: Eurofins Buffalo | Job No.: 480-196148-1
SDG No.:
Client Sample ID: GSB-6A | Lab Sample ID: 480-196148-1
Matrix: Solid | Lab File ID: M02905.D
Analysis Method: 8260C | Date Collected: 03/25/2022 12:30
Sample wt/vol: 5.08(g) | Date Analyzed: 03/29/2022 01:06
Soil Aliquot Vol: | Dilution Factor: 1
Soil Extract Vol.: | GC Column: ZB-624 (30) VOA ID: 0.25(mm)
% Moisture: 19.5 | Level: (low/med) Low
Analysis Batch No.: 619447 | Units: ug/Kg

CAS NO.	COMPOUND NAME	RESULT	Q	RL	MDL	
124-48-1	Dibromochloromethane	6.1	U vs	6.1	0.78	
75-71-8	Dichlorodifluoromethane	6.1	U vs	6.1	0.51	
100-41-4	Ethylbenzene	6.1	U vs	6.1	0.42	
98-82-8	Isopropylbenzene	6.1	U *3 vs	6.1	0.92	UJ
79-20-9	Methyl acetate	31	U vs	31	3.7	
1634-04-4	Methyl tert-butyl ether	6.1	U vs	6.1	0.60	
108-87-2	Methylcyclohexane	6.1	U vs	6.1	0.93	
75-09-2	Methylene Chloride	6.1	U vs	6.1	2.8	
100-42-5	Styrene	6.1	U vs	6.1	0.31	
127-18-4	Tetrachloroethene	6.1	U vs	6.1	0.82	
108-88-3	Toluene	6.1	U vs	6.1	0.46	
156-60-5	trans-1,2-Dichloroethene	6.1	U vs	6.1	0.63	
10061-02-6	trans-1,3-Dichloropropene	6.1	U vs	6.1	2.7	
79-01-6	Trichloroethene	6.1	U vs	6.1	1.3	
75-69-4	Trichlorofluoromethane	6.1	U vs	6.1	0.58	UJ
75-01-4	Vinyl chloride	6.1	U vs	6.1	0.75	
1330-20-7	Xylenes, Total	12	U vs	12	1.0	

CAS NO.	SURROGATE	%REC	Q	LIMITS
17060-07-0	1,2-Dichloroethane-d4 (Surr)	113		64-126
460-00-4	4-Bromofluorobenzene (Surr)	90		72-126
1868-53-7	Dibromofluoromethane (Surr)	113		60-140
2037-26-5	Toluene-d8 (Surr)	101		71-125

MKP 5/3/2022

FORM I
GC/MS VOA ORGANICS ANALYSIS DATA SHEET

Lab Name: Eurofins Buffalo | Job No.: 480-196148-1
SDG No.:
Client Sample ID: B-35A | Lab Sample ID: 480-196148-2
Matrix: Solid | Lab File ID: M02906.D
Analysis Method: 8260C | Date Collected: 03/25/2022 12:45
Sample wt/vol: 5.13(g) | Date Analyzed: 03/29/2022 01:30
Soil Aliquot Vol: | Dilution Factor: 1
Soil Extract Vol.: | GC Column: ZB-624 (30) VOA ID: 0.25(mm)
% Moisture: 13.1 | Level: (low/med) Low
Analysis Batch No.: 619447 | Units: ug/Kg

CAS NO.	COMPOUND NAME	RESULT	Q	RL	MDL	
71-55-6	1,1,1-Trichloroethane	5.6	U vs	5.6	0.41	UJ
79-34-5	1,1,2,2-Tetrachloroethane	5.6	U F1 vs	5.6	0.91	UJ
76-13-1	1,1,2-Trichloro-1,2,2-trifluoroethane	5.6	U vs	5.6	1.3	
79-00-5	1,1,2-Trichloroethane	5.6	U F1 vs	5.6	0.73	UJ
75-34-3	1,1-Dichloroethane	5.6	U vs	5.6	0.68	
75-35-4	1,1-Dichloroethene	5.6	U vs	5.6	0.69	
120-82-1	1,2,4-Trichlorobenzene	5.6	U vs	5.6	0.34	
96-12-8	1,2-Dibromo-3-Chloropropane	5.6	U vs	5.6	2.8	
106-93-4	1,2-Dibromoethane	5.6	U F1 vs	5.6	0.72	UJ
95-50-1	1,2-Dichlorobenzene	5.6	U vs	5.6	0.44	UJ
107-06-2	1,2-Dichloroethane	5.6	U vs	5.6	0.28	
78-87-5	1,2-Dichloropropane	5.6	U vs	5.6	2.8	
541-73-1	1,3-Dichlorobenzene	5.6	U vs	5.6	0.29	
106-46-7	1,4-Dichlorobenzene	5.6	U vs	5.6	0.78	
78-93-3	2-Butanone (MEK)	28	U F1 vs	28	2.1	UJ
591-78-6	2-Hexanone	28	U vs	28	2.8	
108-10-1	4-Methyl-2-pentanone (MIBK)	28	U vs	28	1.8	
67-64-1	Acetone	28	U F1 vs	28	4.7	UJ
71-43-2	Benzene	5.6	U vs	5.6	0.27	
75-27-4	Bromodichloromethane	5.6	U vs	5.6	0.75	
75-25-2	Bromoform	5.6	U vs	5.6	2.8	
74-83-9	Bromomethane	5.6	U vs	5.6	0.50	
75-15-0	Carbon disulfide	5.6	U vs	5.6	2.8	
56-23-5	Carbon tetrachloride	5.6	U vs	5.6	0.54	
108-90-7	Chlorobenzene	5.6	U vs	5.6	0.74	
75-00-3	Chloroethane	5.6	U vs	5.6	1.3	
67-66-3	Chloroform	5.6	U vs	5.6	0.35	
74-87-3	Chloromethane	5.6	U vs	5.6	0.34	
156-59-2	cis-1,2-Dichloroethene	5.6	U vs	5.6	0.72	
10061-01-5	cis-1,3-Dichloropropene	5.6	U vs	5.6	0.81	
110-82-7	Cyclohexane	5.6	U vs	5.6	0.78	
124-48-1	Dibromochloromethane	5.6	U vs	5.6	0.72	

MKP 5/3/2022

FORM I
GC/MS VOA ORGANICS ANALYSIS DATA SHEET

Lab Name: Eurofins Buffalo | Job No.: 480-196148-1
SDG No.:
Client Sample ID: B-35A | Lab Sample ID: 480-196148-2
Matrix: Solid | Lab File ID: M02906.D
Analysis Method: 8260C | Date Collected: 03/25/2022 12:45
Sample wt/vol: 5.13(g) | Date Analyzed: 03/29/2022 01:30
Soil Aliquot Vol: | Dilution Factor: 1
Soil Extract Vol.: | GC Column: ZB-624 (30) VOA ID: 0.25(mm)
% Moisture: 13.1 | Level: (low/med) Low
Analysis Batch No.: 619447 | Units: ug/Kg

CAS NO.	COMPOUND NAME	RESULT	Q	RL	MDL	
75-71-8	Dichlorodifluoromethane	5.6	U vs	5.6	0.46	
100-41-4	Ethylbenzene	5.6	U vs	5.6	0.39	
98-82-8	Isopropylbenzene	5.6	U vs	5.6	0.85	
79-20-9	Methyl acetate	28	U vs	28	3.4	
1634-04-4	Methyl tert-butyl ether	5.6	U vs	5.6	0.55	
108-87-2	Methylcyclohexane	5.6	U vs	5.6	0.85	
75-09-2	Methylene Chloride	5.6	U vs	5.6	2.6	
100-42-5	Styrene	5.6	U vs	5.6	0.28	
127-18-4	Tetrachloroethene	5.6	U vs	5.6	0.75	
108-88-3	Toluene	5.6	U vs	5.6	0.42	
156-60-5	trans-1,2-Dichloroethene	5.6	U vs	5.6	0.58	
10061-02-6	trans-1,3-Dichloropropene	5.6	U vs	5.6	2.5	
79-01-6	Trichloroethene	5.6	U vs	5.6	1.2	
75-69-4	Trichlorofluoromethane	5.6	U vs	5.6	0.53	UJ
75-01-4	Vinyl chloride	5.6	U vs	5.6	0.68	
1330-20-7	Xylenes, Total	11	U vs	11	0.94	

CAS NO.	SURROGATE	%REC	Q	LIMITS
17060-07-0	1,2-Dichloroethane-d4 (Surr)	101		64-126
460-00-4	4-Bromofluorobenzene (Surr)	107		72-126
1868-53-7	Dibromofluoromethane (Surr)	108		60-140
2037-26-5	Toluene-d8 (Surr)	99		71-125

MKP 5/3/2022

Method 8270D

Semivolatile Organic Compounds (GC/MS) by Method 8270D

No data validation qualifiers were added

MKP 5/3/2022

FORM I
GC/MS SEMI VOA ORGANICS ANALYSIS DATA SHEET

Lab Name: Eurofins Buffalo | Job No.: 480-196148-1
SDG No.:
Client Sample ID: GSB-6A | Lab Sample ID: 480-196148-1
Matrix: Solid | Lab File ID: X21481547.D
Analysis Method: 8270D | Date Collected: 03/25/2022 12:30
Extract. Method: 3550C | Date Extracted: 03/28/2022 15:45
Sample wt/vol: 30.42(g) | Date Analyzed: 03/29/2022 19:08
Con. Extract Vol.: 1(mL) | Dilution Factor: 1
Injection Volume: 1(uL) | Level: (low/med) Low
% Moisture: 19.5 | GPC Cleanup:(Y/N) N
Analysis Batch No.: 619494 | Units: ug/Kg

CAS NO.	COMPOUND NAME	RESULT	Q	RL	MDL
95-95-4	2,4,5-Trichlorophenol	210	U	210	56
88-06-2	2,4,6-Trichlorophenol	210	U	210	42
120-83-2	2,4-Dichlorophenol	210	U	210	22
105-67-9	2,4-Dimethylphenol	210	U	210	50
51-28-5	2,4-Dinitrophenol	2000	U	2000	960
121-14-2	2,4-Dinitrotoluene	210	U	210	43
606-20-2	2,6-Dinitrotoluene	210	U	210	25
91-58-7	2-Chloronaphthalene	210	U	210	34
95-57-8	2-Chlorophenol	400	U	400	38
91-57-6	2-Methylnaphthalene	210	U	210	42
95-48-7	2-Methylphenol	210	U	210	25
88-74-4	2-Nitroaniline	400	U	400	31
88-75-5	2-Nitrophenol	210	U	210	59
91-94-1	3,3'-Dichlorobenzidine	400	U	400	250
99-09-2	3-Nitroaniline	400	U	400	58
534-52-1	4,6-Dinitro-2-methylphenol	400	U	400	210
101-55-3	4-Bromophenyl phenyl ether	210	U	210	29
59-50-7	4-Chloro-3-methylphenol	210	U	210	51
106-47-8	4-Chloroaniline	210	U	210	51
7005-72-3	4-Chlorophenyl phenyl ether	210	U	210	26
106-44-5	4-Methylphenol	400	U	400	25
100-01-6	4-Nitroaniline	400	U	400	110
100-02-7	4-Nitrophenol	400	U	400	150
83-32-9	Acenaphthene	210	U	210	31
208-96-8	Acenaphthylene	210	U	210	27
98-86-2	Acetophenone	210	U	210	28
120-12-7	Anthracene	210	U	210	51
1912-24-9	Atrazine	210	U	210	72
100-52-7	Benzaldehyde	210	U	210	170
56-55-3	Benzo[a]anthracene	210	U	210	21
50-32-8	Benzo[a]pyrene	210	U	210	31
205-99-2	Benzo[b]fluoranthene	210	U	210	33
191-24-2	Benzo[g,h,i]perylene	210	U	210	22
207-08-9	Benzo[k]fluoranthene	210	U	210	27

FORM I
GC/MS SEMI VOA ORGANICS ANALYSIS DATA SHEET

Lab Name: Eurofins Buffalo
Job No.: 480-196148-1
SDG No.:
Client Sample ID: GSB-6A
Lab Sample ID: 480-196148-1
Matrix: Solid
Lab File ID: X21481547.D
Analysis Method: 8270D
Date Collected: 03/25/2022 12:30
Extract. Method: 3550C
Date Extracted: 03/28/2022 15:45
Sample wt/vol: 30.42(g)
Date Analyzed: 03/29/2022 19:08
Con. Extract Vol.: 1(mL)
Dilution Factor: 1
Injection Volume: 1(uL)
Level: (low/med) Low
% Moisture: 19.5
GPC Cleanup:(Y/N) N
Analysis Batch No.: 619494
Units: ug/Kg

CAS NO.	COMPOUND NAME	RESULT	Q	RL	MDL
92-52-4	Biphenyl	210	U	210	31
108-60-1	bis (2-chloroisopropyl) ether	210	U	210	42
111-91-1	Bis(2-chloroethoxy)methane	210	U	210	44
111-44-4	Bis(2-chloroethyl)ether	210	U	210	27
117-81-7	Bis(2-ethylhexyl) phthalate	210	U	210	71
85-68-7	Butyl benzyl phthalate	210	U	210	34
105-60-2	Caprolactam	210	U	210	62
86-74-8	Carbazole	210	U	210	25
218-01-9	Chrysene	210	U	210	47
53-70-3	Dibenz(a,h)anthracene	210	U	210	37
132-64-9	Dibenzofuran	210	U	210	25
84-66-2	Diethyl phthalate	210	U	210	27
131-11-3	Dimethyl phthalate	210	U	210	25
84-74-2	Di-n-butyl phthalate	210	U	210	36
117-84-0	Di-n-octyl phthalate	210	U	210	25
206-44-0	Fluoranthene	210	U	210	22
86-73-7	Fluorene	210	U	210	25
118-74-1	Hexachlorobenzene	210	U	210	28
87-68-3	Hexachlorobutadiene	210	U	210	31
77-47-4	Hexachlorocyclopentadiene	210	U	210	28
67-72-1	Hexachloroethane	210	U	210	27
193-39-5	Indeno[1,2,3-cd]pyrene	210	U	210	26
78-59-1	Isophorone	210	U	210	44
91-20-3	Naphthalene	210	U	210	27
98-95-3	Nitrobenzene	210	U	210	23
621-64-7	N-Nitrosodi-n-propylamine	210	U	210	36
86-30-6	N-Nitrosodiphenylamine	210	U	210	170
87-86-5	Pentachlorophenol	400	U	400	210
85-01-8	Phenanthrene	210	U	210	31
108-95-2	Phenol	210	U	210	32
129-00-0	Pyrene	210	U	210	25

FORM I
GC/MS SEMI VOA ORGANICS ANALYSIS DATA SHEET

Lab Name: Eurofins Buffalo | Job No.: 480-196148-1
SDG No.:
Client Sample ID: B-35A | Lab Sample ID: 480-196148-2
Matrix: Solid | Lab File ID: X21481548.D
Analysis Method: 8270D | Date Collected: 03/25/2022 12:45
Extract. Method: 3550C | Date Extracted: 03/28/2022 15:45
Sample wt/vol: 30.17(g) | Date Analyzed: 03/29/2022 19:33
Con. Extract Vol.: 1(mL) | Dilution Factor: 1
Injection Volume: 1(uL) | Level: (low/med) Low
% Moisture: 13.1 | GPC Cleanup:(Y/N) N
Analysis Batch No.: 619494 | Units: ug/Kg

CAS NO.	COMPOUND NAME	RESULT	Q	RL	MDL
95-95-4	2,4,5-Trichlorophenol	190	U	190	53
88-06-2	2,4,6-Trichlorophenol	190	U	190	39
120-83-2	2,4-Dichlorophenol	190	U	190	21
105-67-9	2,4-Dimethylphenol	190	U	190	47
51-28-5	2,4-Dinitrophenol	1900	U	1900	900
121-14-2	2,4-Dinitrotoluene	190	U	190	40
606-20-2	2,6-Dinitrotoluene	190	U	190	23
91-58-7	2-Chloronaphthalene	190	U	190	32
95-57-8	2-Chlorophenol	380	U	380	35
91-57-6	2-Methylnaphthalene	190	U	190	39
95-48-7	2-Methylphenol	190	U	190	23
88-74-4	2-Nitroaniline	380	U	380	29
88-75-5	2-Nitrophenol	190	U	190	55
91-94-1	3,3'-Dichlorobenzidine	380	U	380	230
99-09-2	3-Nitroaniline	380	U	380	54
534-52-1	4,6-Dinitro-2-methylphenol	380	U	380	190
101-55-3	4-Bromophenyl phenyl ether	190	U	190	27
59-50-7	4-Chloro-3-methylphenol	190	U	190	48
106-47-8	4-Chloroaniline	190	U	190	48
7005-72-3	4-Chlorophenyl phenyl ether	190	U	190	24
106-44-5	4-Methylphenol	380	U	380	23
100-01-6	4-Nitroaniline	380	U	380	100
100-02-7	4-Nitrophenol	380	U	380	140
83-32-9	Acenaphthene	190	U	190	29
208-96-8	Acenaphthylene	190	U	190	25
98-86-2	Acetophenone	190	U	190	26
120-12-7	Anthracene	190	U	190	48
1912-24-9	Atrazine	190	U	190	67
100-52-7	Benzaldehyde	190	U	190	150
56-55-3	Benzo[a]anthracene	190	U	190	19
50-32-8	Benzo[a]pyrene	190	U	190	29
205-99-2	Benzo[b]fluoranthene	190	U	190	31
191-24-2	Benzo[g,h,i]perylene	190	U	190	21
207-08-9	Benzo[k]fluoranthene	190	U	190	25

FORM I
GC/MS SEMI VOA ORGANICS ANALYSIS DATA SHEET

Lab Name: Eurofins Buffalo | Job No.: 480-196148-1

SDG No.:

Client Sample ID: B-35A | Lab Sample ID: 480-196148-2

Matrix: Solid | Lab File ID: X21481548.D

Analysis Method: 8270D | Date Collected: 03/25/2022 12:45

Extract. Method: 3550C | Date Extracted: 03/28/2022 15:45

Sample wt/vol: 30.17(g) | Date Analyzed: 03/29/2022 19:33

Con. Extract Vol.: 1(mL) | Dilution Factor: 1

Injection Volume: 1(uL) | Level: (low/med) Low

% Moisture: 13.1 | GPC Cleanup:(Y/N) N

Analysis Batch No.: 619494 | Units: ug/Kg

CAS NO.	COMPOUND NAME	RESULT	Q	RL	MDL
92-52-4	Biphenyl	190	U	190	29
108-60-1	bis (2-chloroisopropyl) ether	190	U	190	39
111-91-1	Bis(2-chloroethoxy)methane	190	U	190	41
111-44-4	Bis(2-chloroethyl)ether	190	U	190	25
117-81-7	Bis(2-ethylhexyl) phthalate	190	U	190	66
85-68-7	Butyl benzyl phthalate	190	U	190	32
105-60-2	Caprolactam	190	U	190	58
86-74-8	Carbazole	190	U	190	23
218-01-9	Chrysene	190	U	190	43
53-70-3	Dibenz(a,h)anthracene	190	U	190	34
132-64-9	Dibenzofuran	190	U	190	23
84-66-2	Diethyl phthalate	190	U	190	25
131-11-3	Dimethyl phthalate	190	U	190	23
84-74-2	Di-n-butyl phthalate	190	U	190	33
117-84-0	Di-n-octyl phthalate	190	U	190	23
206-44-0	Fluoranthene	190	U	190	21
86-73-7	Fluorene	190	U	190	23
118-74-1	Hexachlorobenzene	190	U	190	26
87-68-3	Hexachlorobutadiene	190	U	190	29
77-47-4	Hexachlorocyclopentadiene	190	U	190	26
67-72-1	Hexachloroethane	190	U	190	25
193-39-5	Indeno[1,2,3-cd]pyrene	190	U	190	24
78-59-1	Isophorone	190	U	190	41
91-20-3	Naphthalene	190	U	190	25
98-95-3	Nitrobenzene	190	U	190	22
621-64-7	N-Nitrosodi-n-propylamine	190	U	190	33
86-30-6	N-Nitrosodiphenylamine	190	U	190	160
87-86-5	Pentachlorophenol	380	U	380	190
85-01-8	Phenanthrene	190	U	190	29
108-95-2	Phenol	190	U	190	30
129-00-0	Pyrene	190	U	190	23

METALS

No data validation qualifiers were added

MKP 5/3/2022

COVER PAGE
METALS

Lab Name: Eurofins Buffalo Job Number: 480-196148-1

SDG No.:

Project: Project #1 - Pilgrim Village Family

Client Sample ID	Lab Sample ID
GSB-6A	480-196148-1
B-35A	480-196148-2

Comments:

1A-IN
INORGANIC ANALYSIS DATA SHEET
METALS

Client Sample ID: GSB-6A
Lab Sample ID: 480-196148-1
Lab Name: Eurofins Buffalo
Job No.: 480-196148-1
SDG ID.:
Matrix: Solid
Date Sampled: 03/25/2022 12:30
Reporting Basis: DRY
Date Received: 03/25/2022 16:00
% Solids: 80.5

CAS No.	Analyte	Result	RL	MDL	Units	C	Q	DIL	Method
7440-38-2	Arsenic	2.4	2.4	0.49	mg/Kg			1	6010C
7440-39-3	Barium	155	0.61	0.13	mg/Kg			1	6010C
7439-92-1	Lead	16.6	1.2	0.29	mg/Kg			1	6010C
7440-66-6	Zinc	67.9	2.4	0.78	mg/Kg			1	6010C
7439-97-6	Mercury	0.014	0.017	0.0038	mg/Kg	J		1	7471B

1A-IN
INORGANIC ANALYSIS DATA SHEET
METALS

Client Sample ID: B-35A
Lab Sample ID: 480-196148-2
Lab Name: Eurofins Buffalo
Job No.: 480-196148-1
SDG ID.:
Matrix: Solid
Date Sampled: 03/25/2022 12:45
Reporting Basis: DRY
Date Received: 03/25/2022 16:00
% Solids: 86.9

CAS No.	Analyte	Result	RL	MDL	Units	C	Q	DIL	Method
7440-38-2	Arsenic	0.57	2.4	0.48	mg/Kg	J		1	6010C
7440-39-3	Barium	20.8	0.60	0.13	mg/Kg			1	6010C
7439-92-1	Lead	8.2	1.2	0.29	mg/Kg			1	6010C
7440-66-6	Zinc	44.0	2.4	0.76	mg/Kg			1	6010C
7439-97-6	Mercury	0.025	0.025	0.0058	mg/Kg	U		1	7471B

GENERAL CHEMISTRY

No data validation qualifiers were added

MKP 5/3/2022

COVER PAGE
GENERAL CHEMISTRY

Lab Name: Eurofins Buffalo Job Number: 480-196148-1

SDG No.:

Project: Project #1 - Pilgrim Village Family

Client Sample ID	Lab Sample ID
GSB-6A	480-196148-1
B-35A	480-196148-2

Comments:

General Chemistry Raw Data Report

Job ID: 480-196148-1

Batch: 619446 **Analyst Initials: DSC**

Method: Moisture **Instrument: Balance-7**

Lab Sample ID: 480-196148-A-1

Analysis Date: Mar 28, 2022 16:38

Analyte	Detector	Dilution	Raw Result	Unit
Percent Moisture	None	1	19.5234435049962	%
Percent Solids	None	1	80.4765564950038	%

Lab Sample ID: 480-196148-A-2

Analysis Date: Mar 28, 2022 16:38

Analyte	Detector	Dilution	Raw Result	Unit
Percent Moisture	None	1	13.0625686059275	%
Percent Solids	None	1	86.9374313940725	%

Lab Sample ID: 480-196148-A-2 DU

Analysis Date: Mar 28, 2022 16:38

Analyte	Detector	Dilution	Raw Result	Unit
Percent Moisture	None	1	13.172338090011	%
Percent Solids	None	1	86.827661909989	%

Appendix B

Laboratory QC Documentation

FORM III
GC/MS VOA MATRIX SPIKE RECOVERY

Lab Name: Eurofins Buffalo Job No.: 480-196148-1

SDG No.:

Matrix: Solid Level: Low Lab File ID: M02913.D

Lab ID: 480-196148-2 MS Client ID: B-35A MS

COMPOUND	SPIKE ADDED (ug/Kg)	SAMPLE CONCENTRATION (ug/Kg)	MS CONCENTRATION (ug/Kg)	MS % REC	QC LIMITS REC	#
1,1,1-Trichloroethane	57.4	5.6 U	68.5	119	77-121	vs
1,1,2,2-Tetrachloroethane	57.4	5.6 U	40.5	71	80-120	F1 vs
1,1,2-Trichloro-1,2,2-trifluoroethane	57.4	5.6 U	56.4	98	60-140	vs
1,1,2-Trichloroethane	57.4	5.6 U	43.9	76	78-122	F1 vs
1,1-Dichloroethane	57.4	5.6 U	60.0	105	73-126	vs
1,1-Dichloroethene	57.4	5.6 U	56.4	98	59-125	vs
1,2,4-Trichlorobenzene	57.4	5.6 U	47.0	82	64-120	vs
1,2-Dibromo-3-Chloropropane	57.4	5.6 U	36.2	63	63-124	vs
1,2-Dibromoethane	57.4	5.6 U	43.8	76	78-120	F1 vs
1,2-Dichlorobenzene	57.4	5.6 U	54.7	95	75-120	vs
1,2-Dichloroethane	57.4	5.6 U	57.6	100	77-122	vs
1,2-Dichloropropane	57.4	5.6 U	50.4	88	75-124	vs
1,3-Dichlorobenzene	57.4	5.6 U	55.4	97	74-120	vs
1,4-Dichlorobenzene	57.4	5.6 U	54.6	95	73-120	vs
2-Butanone (MEK)	287	28 U	181	63	70-134	F1 vs
2-Hexanone	287	28 U	187	65	59-130	vs
4-Methyl-2-pentanone (MIBK)	287	28 U	191	67	65-133	vs
Acetone	287	28 U	169	59	61-137	F1 vs
Benzene	57.4	5.6 U	56.5	98	79-127	vs
Bromodichloromethane	57.4	5.6 U	59.1	103	80-122	vs
Bromoform	57.4	5.6 U	50.3	88	68-126	vs
Bromomethane	57.4	5.6 U	67.4	117	37-149	vs
Carbon disulfide	57.4	5.6 U	54.7	95	64-131	vs
Carbon tetrachloride	57.4	5.6 U	68.0	118	75-135	vs
Chlorobenzene	57.4	5.6 U	56.1	98	76-124	vs
Chloroethane	57.4	5.6 U	59.8	104	69-135	vs
Chloroform	57.4	5.6 U	61.8	108	80-120	vs
Chloromethane	57.4	5.6 U	61.6	107	63-127	vs
cis-1,2-Dichloroethene	57.4	5.6 U	61.0	106	80-120	vs
cis-1,3-Dichloropropene	57.4	5.6 U	53.8	94	80-120	vs
Cyclohexane	57.4	5.6 U	55.4	97	65-120	vs
Dibromochloromethane	57.4	5.6 U	54.6	95	76-125	vs
Dichlorodifluoromethane	57.4	5.6 U	60.7	106	57-142	vs
Ethylbenzene	57.4	5.6 U	56.1	98	80-120	vs
Isopropylbenzene	57.4	5.6 U	59.0	103	72-120	vs
Methyl acetate	115	28 U	76.6	67	55-136	vs
Methyl tert-butyl ether	57.4	5.6 U	51.7	90	63-125	vs
Methylcyclohexane	57.4	5.6 U	52.4	91	60-140	vs
Methylene Chloride	57.4	5.6 U	60.8	106	61-127	vs
Styrene	57.4	5.6 U	57.9	101	80-120	vs
Tetrachloroethene	57.4	5.6 U	56.4	98	74-122	vs

Column to be used to flag recovery and RPD values

FORM III 8260C

FORM III
GC/MS VOA MATRIX SPIKE DUPLICATE RECOVERY

Lab Name: Eurofins Buffalo Job No.: 480-196148-1

SDG No.:

Matrix: Solid Level: Low Lab File ID: M02914.D

Lab ID: 480-196148-2 MSD Client ID: B-35A MSD

COMPOUND	SPIKE ADDED (ug/Kg)	MSD CONCENTRATION (ug/Kg)	MSD % REC	% RPD	QC LIMITS RPD	QC LIMITS REC	#
1,1,1-Trichloroethane	57.2	66.8	117	3	30	77-121	vs
1,1,2,2-Tetrachloroethane	57.2	41.0	72	1	30	80-120	F1 vs
1,1,2-Trichloro-1,2,2-trifluoroethane	57.2	54.8	96	3	30	60-140	vs
1,1,2-Trichloroethane	57.2	44.4	78	1	30	78-122	vs
1,1-Dichloroethane	57.2	59.5	104	1	30	73-126	vs
1,1-Dichloroethene	57.2	59.4	104	5	30	59-125	vs
1,2,4-Trichlorobenzene	57.2	47.0	82	0	30	64-120	vs
1,2-Dibromo-3-Chloropropane	57.2	38.8	68	7	30	63-124	vs
1,2-Dibromoethane	57.2	46.1	81	5	30	78-120	vs
1,2-Dichlorobenzene	57.2	54.0	94	1	30	75-120	vs
1,2-Dichloroethane	57.2	58.0	101	1	30	77-122	vs
1,2-Dichloropropane	57.2	54.3	95	8	30	75-124	vs
1,3-Dichlorobenzene	57.2	54.6	95	2	30	74-120	vs
1,4-Dichlorobenzene	57.2	55.1	96	1	30	73-120	vs
2-Butanone (MEK)	286	191	67	5	30	70-134	F1 vs
2-Hexanone	286	201	70	7	30	59-130	vs
4-Methyl-2-pentanone (MIBK)	286	202	71	6	30	65-133	vs
Acetone	286	203	71	19	30	61-137	vs
Benzene	57.2	55.9	98	1	30	79-127	vs
Bromodichloromethane	57.2	59.8	105	1	30	80-122	vs
Bromoform	57.2	53.1	93	5	30	68-126	vs
Bromomethane	57.2	69.0	121	2	30	37-149	vs
Carbon disulfide	57.2	54.9	96	0	30	64-131	vs
Carbon tetrachloride	57.2	68.3	119	0	30	75-135	vs
Chlorobenzene	57.2	55.4	97	1	30	76-124	vs
Chloroethane	57.2	61.1	107	2	30	69-135	vs
Chloroform	57.2	60.5	106	2	30	80-120	vs
Chloromethane	57.2	62.4	109	1	30	63-127	vs
cis-1,2-Dichloroethene	57.2	59.9	105	2	30	80-120	vs
cis-1,3-Dichloropropene	57.2	55.4	97	3	30	80-120	vs
Cyclohexane	57.2	52.9	93	5	30	65-120	vs
Dibromochloromethane	57.2	55.8	98	2	30	76-125	vs
Dichlorodifluoromethane	57.2	59.3	104	2	30	57-142	vs
Ethylbenzene	57.2	55.3	97	1	30	80-120	vs
Isopropylbenzene	57.2	58.0	101	2	30	72-120	vs
Methyl acetate	114	77.7	68	1	30	55-136	vs
Methyl tert-butyl ether	57.2	54.4	95	5	30	63-125	vs
Methylcyclohexane	57.2	50.8	89	3	30	60-140	vs
Methylene Chloride	57.2	62.0	108	2	30	61-127	vs
Styrene	57.2	57.1	100	1	30	80-120	vs
Tetrachloroethene	57.2	54.0	94	4	30	74-122	vs

Column to be used to flag recovery and RPD values

FORM III 8260C

FORM VIII
GC/MS VOA INTERNAL STANDARD AREA AND RETENTION TIME SUMMARY

Lab Name: Eurofins Buffalo Job No.: 480-196148-1

SDG No.:

Sample No.: CCVIS 480-619447/4 Date Analyzed: 03/28/2022 19:47

Instrument ID: HP5977M GC Column: ZB-624 (30) VOA ID: 0.25(mm)

Lab File ID (Standard): M02892.D Heated Purge: (Y/N) Y

Calibration ID: 43268

		FB		CBNZd5		DCBd4	
		AREA #	RT #	AREA #	RT #	AREA #	RT #
12/24 HOUR STD		98839	5.23	222593	8.21	265247	10.62
UPPER LIMIT		197678	5.73	445186	8.71	530494	11.12
LOWER LIMIT		49420	4.73	111297	7.71	132624	10.12
LAB SAMPLE ID	CLIENT SAMPLE ID						
LCS 480-619443/1-A		102984	5.23	232112	8.22	281209	10.62
MB 480-619443/2-A		101512	5.23	235524	8.22	283248	10.62
480-196148-1	GSB-6A	80559	5.23	163981	8.22	126147*3	10.62
480-196148-2	B-35A	90387	5.23	195262	8.22	210346	10.62
480-196148-2 MS	B-35A MS	87875	5.23	200316	8.22	224715	10.62
480-196148-2 MSD	B-35A MSD	85837	5.23	198641	8.22	223055	10.62

FB = Fluorobenzene (IS)
CBNZd5 = Chlorobenzene-d5
DCBd4 = 1,4-Dichlorobenzene-d4

Area Limit = 50%-200% of internal standard area
RT Limit = ± 0.5 minutes of internal standard RT

Column used to flag values outside QC limits

FORM VIII 8260C

FORM VII
GC/MS VOA CONTINUING CALIBRATION DATA

Lab Name: Eurofins Buffalo Job No.: 480-196148-1

SDG No.:

Lab Sample ID: CCVIS 480-619447/4 Calibration Date: 03/28/2022 19:47

Instrument ID: HP5977M Calib Start Date: 03/20/2022 22:57

GC Column: ZB-624 (30) VOA ID: 0.25(mm) Calib End Date: 03/21/2022 01:21

Lab File ID: M02892.D Conc. Units: ug/L Heated Purge: (Y/N) Y

ANALYTE	CURVE TYPE	AVE RRF	RRF	MIN RRF	CALC AMOUNT	SPIKE AMOUNT	%D	MAX %D
Dichlorodifluoromethane	Ave	2.050	2.513	0.1000	61.3	50.0	22.6	50.0
Chloromethane	Ave	0.6756	0.7294	0.1000	54.0	50.0	8.0	20.0
Vinyl chloride	Ave	1.115	1.258	0.1000	56.4	50.0	12.8	20.0
Butadiene	Ave	0.8044	0.9242		57.5	50.0	14.9	20.0
Bromomethane	Ave	1.111	1.382	0.1000	62.2	50.0	24.4	50.0
Chloroethane	Ave	0.7130	0.7711	0.1000	54.1	50.0	8.2	50.0
Trichlorofluoromethane	Ave	2.748	3.557	0.1000	64.7	50.0	29.5*	20.0
Dichlorofluoromethane	Ave	2.255	2.627		58.3	50.0	16.5	20.0
Ethyl ether	Ave	0.7270	0.7266		50.0	50.0	-0.0	20.0
Acrolein	Ave	0.0487	0.0472		242	250	-3.0	50.0
1,1,2-Trichloro-1,2,2-trifluoroethane	Ave	1.179	1.313	0.1000	55.7	50.0	11.4	20.0
1,1-Dichloroethene	Ave	0.9589	1.056	0.1000	55.0	50.0	10.1	20.0
Acetone	Ave	0.2381	0.2541	0.1000	267	250	6.7	50.0
Iodomethane	Ave	1.946	2.107		54.1	50.0	8.3	20.0
Carbon disulfide	Ave	3.198	3.360	0.1000	52.5	50.0	5.1	20.0
Allyl chloride	Ave	0.7789	0.8188		52.6	50.0	5.1	20.0
Methyl acetate	Ave	0.3708	0.3915	0.1000	106	100	5.6	50.0
Methylene Chloride	Lin1		1.264	0.1000	54.8	50.0	9.7	20.0
2-Methyl-2-propanol	Ave	0.1413	0.1542		546	500	9.1	50.0
Methyl tert-butyl ether	Ave	4.142	4.352	0.1000	52.5	50.0	5.1	20.0
trans-1,2-Dichloroethene	Ave	1.198	1.322	0.1000	55.2	50.0	10.3	20.0
Acrylonitrile	Ave	0.2084	0.2154		517	500	3.3	20.0
Hexane	Ave	0.9361	1.021		54.6	50.0	9.1	20.0
1,1-Dichloroethane	Ave	1.796	1.859	0.2000	51.7	50.0	3.5	20.0
Vinyl acetate	Ave	1.203	1.261		105	100	4.8	20.0
2,2-Dichloropropane	Ave	1.891	2.221		58.7	50.0	17.4	20.0
cis-1,2-Dichloroethene	Ave	1.359	1.408	0.1000	51.8	50.0	3.7	20.0
2-Butanone (MEK)	Ave	0.2555	0.2654	0.1000	260	250	3.9	20.0
Chlorobromomethane	Ave	0.7212	0.7396		51.3	50.0	2.6	20.0
Tetrahydrofuran	Ave	0.1512	0.1465		96.9	100	-3.1	20.0
Chloroform	Ave	2.782	2.929	0.2000	52.6	50.0	5.3	20.0
Cyclohexane	Ave	1.116	1.254	0.1000	56.2	50.0	12.4	20.0
1,1,1-Trichloroethane	Ave	2.429	2.951	0.1000	60.8	50.0	21.5*	20.0
Carbon tetrachloride	Ave	2.122	2.702	0.1000	63.7	50.0	27.3*	20.0
1,1-Dichloropropene	Ave	1.686	1.834		54.4	50.0	8.7	20.0
Benzene	Ave	4.492	4.483	0.5000	49.9	50.0	-0.2	20.0
Isobutyl alcohol	Ave	0.0238	0.0254		1330	1250	6.8	50.0
1,2-Dichloroethane	Ave	2.055	2.251	0.1000	54.8	50.0	9.5	20.0
n-Heptane	Ave	0.6810	0.7801		57.3	50.0	14.5	20.0
Trichloroethene	Ave	1.322	1.441	0.2000	54.5	50.0	9.0	20.0

FORM I
GC/MS VOA ORGANICS ANALYSIS DATA SHEET

Lab Name: Eurofins Buffalo | Job No.: 480-196148-1
SDG No.:
Client Sample ID: | Lab Sample ID: MB 480-619443/2-A
Matrix: Solid | Lab File ID: M02896.D
Analysis Method: 8260C | Date Collected:
Sample wt/vol: 5(g) | Date Analyzed: 03/28/2022 21:24
Soil Aliquot Vol: | Dilution Factor: 1
Soil Extract Vol.: | GC Column: ZB-624 (30) VOA ID: 0.25(mm)
% Moisture: | Level: (low/med) Low
Analysis Batch No.: 619447 | Units: ug/Kg

CAS NO.	COMPOUND NAME	RESULT	Q	RL	MDL
71-55-6	1,1,1-Trichloroethane	5.0	U	5.0	0.36
79-34-5	1,1,2,2-Tetrachloroethane	5.0	U	5.0	0.81
76-13-1	1,1,2-Trichloro-1,2,2-trifluoroethane	5.0	U	5.0	1.1
79-00-5	1,1,2-Trichloroethane	5.0	U	5.0	0.65
75-34-3	1,1-Dichloroethane	5.0	U	5.0	0.61
75-35-4	1,1-Dichloroethene	5.0	U	5.0	0.61
120-82-1	1,2,4-Trichlorobenzene	5.0	U	5.0	0.30
96-12-8	1,2-Dibromo-3-Chloropropane	5.0	U	5.0	2.5
106-93-4	1,2-Dibromoethane	5.0	U	5.0	0.64
95-50-1	1,2-Dichlorobenzene	5.0	U	5.0	0.39
107-06-2	1,2-Dichloroethane	5.0	U	5.0	0.25
78-87-5	1,2-Dichloropropane	5.0	U	5.0	2.5
541-73-1	1,3-Dichlorobenzene	5.0	U	5.0	0.26
106-46-7	1,4-Dichlorobenzene	5.0	U	5.0	0.70
78-93-3	2-Butanone (MEK)	25	U	25	1.8
591-78-6	2-Hexanone	25	U	25	2.5
108-10-1	4-Methyl-2-pentanone (MIBK)	25	U	25	1.6
67-64-1	Acetone	25	U	25	4.2
71-43-2	Benzene	5.0	U	5.0	0.25
75-27-4	Bromodichloromethane	5.0	U	5.0	0.67
75-25-2	Bromoform	5.0	U	5.0	2.5
74-83-9	Bromomethane	5.0	U	5.0	0.45
75-15-0	Carbon disulfide	5.0	U	5.0	2.5
56-23-5	Carbon tetrachloride	5.0	U	5.0	0.48
108-90-7	Chlorobenzene	5.0	U	5.0	0.66
75-00-3	Chloroethane	5.0	U	5.0	1.1
67-66-3	Chloroform	0.401	J	5.0	0.31
74-87-3	Chloromethane	5.0	U	5.0	0.30
156-59-2	cis-1,2-Dichloroethene	5.0	U	5.0	0.64
10061-01-5	cis-1,3-Dichloropropene	5.0	U	5.0	0.72
110-82-7	Cyclohexane	5.0	U	5.0	0.70
124-48-1	Dibromochloromethane	5.0	U	5.0	0.64
75-71-8	Dichlorodifluoromethane	5.0	U	5.0	0.41
100-41-4	Ethylbenzene	5.0	U	5.0	0.35
98-82-8	Isopropylbenzene	5.0	U	5.0	0.75

Appendix C

Validator Qualifications

KENNETH R. APPLIN
Geochemist/Data Validator

Ph.D., Geochemistry and Mineralogy, The Pennsylvania State University

M.S., Geochemistry and Mineralogy, The Pennsylvania State University

B.A., Geological Sciences, SUNY at Geneseo, NY

Dr. Applin has over 35 years of experience working with the geochemistry of natural waters. His prior experience includes working as an Assistant Professor of Geology at the University of Missouri-Columbia and as Chief Hydrogeologist and Geochemist with a leading engineering firm in Rochester, NY. In 1993, he established KR Applin and Associates, a small consulting business that focuses on the geochemistry of natural waters, especially as applied to problems involving the contamination of groundwater and surface water.

Dr. Applin is also an experienced analytical data validator and has provided data validation services since 1994 to a variety of clients performing brownfield cleanup projects, hazardous waste remediation, groundwater monitoring at solid waste facilities, and other projects requiring third-party data validation. Dr. Applin has several years of hands-on experience with the laboratory analysis of natural waters and has successfully completed the USEPA Region II certification courses for performing inorganic and organic analytical data validation.

MICHAEL K. PERRY
Chemist/Data Validator

B.S. Chemistry, Georgia State University, Atlanta, GA

A.A.S., Chemical Technology, Alfred State College, Alfred, NY

Mr. Perry has over 30 years of experience in the analytical laboratory business. During his early career, he spent several years as a laboratory analyst performing the analysis of soil, water, and air samples for inorganic and organic chemical parameters. During his last 20 years in the environmental laboratory business, he managed and directed two major analytical laboratories in Rochester, NY. His management responsibilities included oversight of the daily operations of the lab, staff training and supervision, the selection, purchase, and maintenance of analytical instruments, the introduction of new laboratory methods, analytical quality assurance and quality control, data acquisition and management, and other business-related activities.

Mr. Perry has an extensive working knowledge of the methods and procedures used for sampling and analyzing both inorganic and organic analytes in soil, water, and air. He is an accomplished laboratory chemist and is familiar with the analytical methods and procedures established under the USEPA Contract Laboratory Protocols (CLP), the NYSDEC Analytical Services Protocols (ASP), and the NYSDOH Environmental Laboratory Approval Program (ELAP).

DATA USABILITY SUMMARY REPORT (DUSR)

Pilgrim Village Family
951 Ellicott St.
Buffalo, NY 14209
NYSDEC BCP # C915362

SDG: J196325-1
9 soil samples

Prepared for:

BE3 Corp.
960 Busti Avenue
Suite 150-B
Buffalo, NY 14213
Attention: Dalton Stack

May 2022

EDU *Environmental Data Usability 10028 Deer Park Dr. Dansville, NY 14437 585-991-9156*

Table of Contents

		Page No.
REVIEWER'S NARRATIVE		
1.0	SUMMARY	1
2.0	INTRODUCTION	1
3.0	SAMPLE AND ANALYSIS SUMMARY	2
4.0	GUIDANCE DOCUMENTS AND DATA REVIEW CRITERIA	2
5.0	DATA VALIDATION QUALIFIERS	3
6.0	RESULTS OF THE DATA REVIEW	4
7.0	TOTAL USABLE DATA	4

APPENDIX A Validated Analytical Results
APPENDIX B Laboratory QC Documentation
APPENDIX C Validator Qualifications

Tables

Table 4-1 Data Validation Guidance Documents
Table 4-2 Quality Control Criteria for Validating Laboratory Analytical Data

Summaries of Validated Results
Table 6-1 VOCs
Table 6-2 SVOCs
Table 6-3 Pesticides
Table 6-4 PCBs
Table 6-5 Metals

REVIEWER'S NARRATIVE
BE3 SDG J196325-1: Pilgrim Village Family

The data associated with this Sample Delivery Group (SDG) J196325-1, analyzed by Eurofins Buffalo, Buffalo, NY have been reviewed in accordance with assessment criteria provided by the New York State Department of Environmental Conservation following the review procedures provided in the USEPA Functional Guidelines for evaluating organic and inorganic data.

All analytical results reported by the laboratory are considered valid and acceptable except results that have been qualified as rejected, “R”. Results qualified as estimated “J”, or as non-detects, “U”, are considered usable for the purpose of evaluating water and/or soil quality. However, these qualifiers indicate that the accuracy and/or precision of the analytical result is questionable. A summary of all data that have been qualified and the reasons for qualification are provided in the following data usability summary report (DUSR).

Two facts should be noted by all data users. First, the “R” qualifier means that the associated value is unusable. In other words, due to significant quality control (QC) problems, the analysis is invalid and provides no information as to whether the analyte is present or not. Values qualified with an “R” should not appear on the final data tables because they cannot be relied upon, even as the last resort. Second, no analyte concentration, even if it has passed all QC tests, is guaranteed to be accurate. Strict QC serves to increase confidence in data, but any value potentially contains error.

Reviewer's Signature: Michael K. Perry Date: 5/4/2022

Michael K. Perry
Chemist

1.0 SUMMARY

SITE:	Pilgrim Village Family 951 Ellicott St. Buffalo, NY 14209
SAMPLING DATE:	March 31, 2022
SAMPLE TYPE:	9 soil samples
LABORATORY:	Eurofins Buffalo Buffalo, NY
SDG No.:	J196325-1

2.0 INTRODUCTION

This data usability summary report (DUSR) was prepared in accordance with guidance provided by the New York State Department of Environmental Conservation (NYSDEC). The DUSR is based on a review and evaluation of the laboratory analytical data package. Specifically, the NYSDEC guidance recommends review and evaluation of the following elements of the data package:

- Completeness of the data package as defined under the requirements of the NYSDEC Analytical Services Protocols (ASP) Category B or the United States Environmental Protection Agency (USEPA) Contract Laboratory Program (CLP) deliverables,
- Compliance with established analyte holding times,
- Adherence to quality control (QC) limits and specifications for blanks, instrument tuning and calibration, surrogate recoveries, spike recoveries, laboratory duplicate analyses, and other QC criteria,
- Adherence to established analytical protocols,
- Conformance of data summary sheets with raw analytical data, and
- Use of correct data qualifiers.

Data deficiencies, analytical protocol deviations, and quality control problems identified using the review criteria above and their effect on the analytical results are discussed in this report.

3.0 SAMPLE AND ANALYSIS SUMMARY

The data package consists of analytical results for nine soil samples collected on March 31, 2022. These samples were analyzed for Volatile Organic Compounds (VOCs), Semi-volatile Organic Compounds (SVOCs), Pesticides, PCBs, and Metals.

All analyses were performed by Eurofins Buffalo, Buffalo, NY and analyzed as SDG J196325-1. The analytical results were provided in NYSDEC ASP Category B format, which includes all raw analytical data and laboratory QC data.

4.0 GUIDANCE DOCUMENTS AND DATA REVIEW CRITERIA

The guidance documents appropriate for reviewing laboratory quality control (QC) data and assigning data qualifiers (flags) to analytical results were selected from those listed in Table 4-1. The QC limits established in the documents applicable to this data review were used to assess the quality of the analytical results. In some cases, however, QC limits established internally by the laboratory were taken into account to determine data quality.

The QC criteria considered for assessing the usability of the reported analytical results provided for each analyte type (i.e. VOCs, SVOCs, metals, etc.) are listed in Table 4-2. These criteria may vary with the analytical method utilized by the laboratory. These criteria comply with the guidance recommended in Section 2.0 above.

5.0 DATA VALIDATION QUALIFIERS

The letter qualifiers (flags) used to define data usability are described briefly below. These letters are assigned by the data validator to analytical results having questionable accuracy and/or precision as determined by reviewing the laboratory QC data associated with the analytical results.

TABLE 4-1

Guidance Used For Validating Laboratory Analytical Data

Analyte Group	Guidance	Date
Metals (ICP-AES)	USEPA SOP HW-3a, Rev. 1	September 2016
Metals (Hg & CN)	USEPA SOP HW-3c, Rev. 1	September 2016
Volatile Organic Compounds (by Methods 8260B & 8260C)	USEPA SOP HW-24, Rev. 4	September 2014
Semi-Volatile Organic Compounds (by Method 8270D)	USEPA SOP HW-22 Rev. 5	December 2010
Pesticides (by Method 8181B)	USEPA SOP HW-44, Rev. 1.1	December 2010
Chlorinated Herbicides (by Method 8151A)	USEPA SOP HW-17, Rev. 3.1	December 2010
Polychlorinated Biphenyls (PCBs)	USEPA SOP HW-37A, Rev. 0	June 2015
Volatile Organic Compounds (Air) (by Method TO-15)	USEPA SOP HW-31, Rev. 6	September 2016
Per- and PolyFluoroAlkyl Substances (PFAS)	* NYSDEC	January 2021
General Chemistry Parameters	per NYSDEC ASP	July 2005

* Sampling, Analysis, and Assessment of Per- and Polyfluoroalkyl Substances (PFAS) Under NYSDEC's Part 375 Remedial Programs, Appendix I

TABLE 4-2

QUALITY CONTROL CRITERIA USED FOR VALIDATING LABORATORY ANALYTICAL DATA

VOCs	SVOCs	Pesticides/PCBs	Metals	Gen Chemistry	PFAS
Completeness of Pkg	Completeness of Pkg	Completeness of Pkg	Completeness of Pkg	Completeness of Pkg	Completeness of Pkg
Sample Preservation	Sample Preservation	Sample Preservation	Sample Preservation	Sample Preservation	Sample Preservation
Holding Time	Holding Time	Holding Time	Holding Time	Holding Times	Holding Time
System Monitoring Compounds	Surrogate Recoveries	Surrogate Recoveries	Initial/Continuing Calibration	Calibration	Instr Performance Check
Lab Control Sample	Lab Control Sample	Matrix Spikes	CRDL Standards	Lab Control Samples	Initial Calibration
Matrix Spikes	Matrix Spikes	Blanks	Blanks	Blanks	Continuing Calibration
Blanks	Blanks	Instrument Calibration & Verification	Interference Check Sample	Spike Recoveries	Blanks
Instrument Tuning	Instrument Tuning	Comparison of duplicate GC column results	Spike Recoveries	Lab Duplicates	Surrogates
Internal Standards	Internal Standards	Analyte ID	Lab Duplicate		Lab Fortified Blank
Initial Calibration	Initial Calibration	Lab Qualifiers	Lab Control Sample		Matrix Spikes
Continuing Calibration	Continuing Calibration	Field Duplicate	ICP Serial Dilutions		Internal Standards
Lab Qualifiers	Lab Qualifiers		Lab Qualifiers		
Field Duplicate	Field Duplicate		Field Duplicate		

Method TO-15 (Air)
Completeness of Pkg
Sample Preservation
Holding Time
Canister Certification
Instrument Tuning
Initial Calibration and Instrument Performance
Daily Calibration
Blanks
Lab Control Sample
Field Duplicate

The laboratory may also use various letters and symbols to flag analytical results generated when QC limits were exceeded. The meanings of these flags may differ from those used by the independent data validator. Those used by the laboratory are provided with the analytical results.

NOTE: The assignment of data qualifiers by the data reviewer (validator) to laboratory analytical results should not necessarily be interpreted by the data user as a measure of laboratory ability or proficiency. Rather, the qualifiers are intended to provide a measure of data accuracy and precision to the data user, which, for example, may provide a level of confidence in determining whether or not standards or cleanup objectives have been met.

U The analyte was analyzed for but was not detected at or above the sample quantitation limit.

J The analyte was positively identified; the associated numerical value is the *approximate* concentration of the analyte in the sample. (The magnitude of any ± value associated with the result is not determined by data validation).

J+ The result is an estimated quantity and may be biased high.

J- The result is an estimated quantity and may be biased low.

UJ The analyte was analyzed for but not detected. The reported quantitation limit is approximate and may inaccurate or imprecise.

R The sample result is rejected (i.e., is unusable) due to serious deficiencies in the ability to analyze the sample and meet quality control criteria. The presence or absence of the analyte cannot be verified.

NJ The analysis indicates the presence of an analyte that has been "tentatively identified" and the associated numerical value represents its approximate concentration.

The validated analytical results are attached to this report. Validation qualifiers (flags) are indicated in red print. Data sheets having qualified data are signed and dated by the data reviewer.

6.0 RESULTS OF THE DATA REVIEW

The results of the data review are summarized in Tables 6-1 through 6-5. The tables list the samples where QC criteria were found to exceed acceptable limits and the actions taken to qualify the associated analytical results.

7.0 TOTAL USABLE DATA

For SDG J196325-1, nine samples were analyzed and results were reported for 556 analytes. Even though some results were flagged with a "J" as estimated, all results (100 %) are considered usable. See the summary table for the analyses that have rejected/qualified and the corresponding QC reasons.

NOTE: 1) As noted by the laboratory, the soil samples were not collected following SW846 5035A protocol. This adds an element of uncertainty to the analytical results for volatile organic analytes (VOAs). Although not specifically indicated on the final data sheets with a "J" flag, the VOA analytical results should be considered estimated, but usable.

Table 6-1 8260 VOCs

SAMPLES AFFECTED	ANALYTES	ACTION	QC VIOLATION	COMMENTS
T1-2 East	All analytes	J detects UJ non-detects	Surrogate rec. < QC limit	Data are estimated
SWNW-2	1,1,2,2-Tetrachloroethane 1,2,4-Trichlorobenzene DBCP 1,2-Dibromoethane 1,2-Dichlorobenzene MEK 2-Hexanone Acetone	J detects UJ non-detects	MS/MSD < QC limit	Data are estimated

Table 6-2 8270 SVOCs

SAMPLES AFFECTED	ANALYTES	ACTION	QC VIOLATION	COMMENTS
SWNW-1 SWNW-2	2,4-Dnitrophenol 4,6-Dinitro-2-methylphenol	J detects UJ non-detects	CCV > QC limit	Data are estimated

Table 6-3 Pesticides

SAMPLES AFFECTED	ANALYTES	ACTION	QC VIOLATION	COMMENTS
SWNW-1	4,4'-DDT	CRQL-U	Detected in method blank	Data changed to non-detect

Table 6-4 PCBs

SAMPLES AFFECTED	ANALYTES	ACTION	QC VIOLATION	COMMENTS
none			none	

Table 6-5 Metals

SAMPLES AFFECTED	ANALYTES	ACTION	QC VIOLATION	COMMENTS
none			none	

ACRONYMS

BSP	Blank Spike
CCAL	Continuing Calibration
CCB	Continuing Calibration Blank
CCV	Continuing Calibration Verification
CRDL	Contract Required Detection Limit
CRQL	Contract Required Quantitation Limit
%D	Percent Difference
ICAL	Initial Calibration
ICB	Initial Calibration Blank
IS	Internal Standard
LCS	Laboratory Control Sample
MS/MSD	Matrix Spike/Matrix Spike Duplicate
QA	Quality Assurance
QC	Quality Control
%R	Percent recovery
RPD	Relative Percent Difference
RRF	Relative Response Factor
%RSD	Percent Relative Standard Deviation
TAL	Target Analyte List (metals)
TCL	Target Compound List (organics)

Appendix A

Validated Analytical Results

ANALYTICAL REPORT

Job Number: 480-196325-1

Job Description: Project #1 - Pilgrim Village Family

For:
Brydges Engineering in Environment & Energy DPC
960 Busti Ave
Suite B-150
Buffalo, NY 14213

Attention: Mr. Dalton Stack

Approved for release.
Rebecca M Jones
Project Management Assistant I
4/8/2022 3:27 PM

Designee for
John Beninati, Project Manager
10 Hazelwood Drive, Amherst, NY, 14228-2298
John.Beninati@et.eurofinsus.com
04/08/2022

The test results in this report meet all NELAP requirements for parameters for which accreditation is required or available. Any exceptions to the NELAP requirements are noted in this report. Pursuant to NELAP, this report may not be reproduced, except in full, without the written approval of the laboratory. This report is confidential and is intended for the sole use of Eurofins Environment Testing Northeast, LLC Buffalo and its client. All questions regarding this report should be directed to the Eurofins Environment Testing Northeast, LLC Buffalo Project Manager or designee who has signed this report.

The test results in this report relate only to the samples as received by the laboratory and will meet all requirements of the methodology, with any exceptions noted. This report shall not be reproduced except in full, without the express written approval of the laboratory. All questions should be directed to the Eurofins Environment Testing Northeast, LLC Project Manager.

This report has been electronically signed and authorized by the signatory. Electronic signature is intended to be the legally binding equivalent of a traditionally handwritten signature.

Eurofins Buffalo
10 Hazelwood Drive, Amherst, NY 14228-2298
Tel (716) 691-2600 Fax (716) 691-7991 www.EurofinsUS.com

Job Narrative
480-196325-1

Comments
No additional comments.

Receipt
The samples were received on 4/1/2022 10:00 AM. Unless otherwise noted below, the samples arrived in good condition, and where required, properly preserved and on ice. The temperature of the cooler at receipt was 2.8º C.

GC/MS VOA
Method 8260C: Surrogate recovery for the following sample was outside control limits: T1-2 EAST (480-196325-1). Evidence of matrix interference is present; therefore, re-analysis was not performed.

No additional analytical or quality issues were noted, other than those described above or in the Definitions/Glossary page.

GC/MS Semi VOA
Method 8270D: The continuing calibration verification (CCV) associated with batch 480-620273 recovered outside acceptance criteria, low biased, for 2,4-Dinitrophenol and 4,6-Dinitro-2-methylphenol. A reporting limit (RL) standard was analyzed, and the target analytes are detected. Since the associated samples were non-detect for the analyte(s), the data are reported.

No additional analytical or quality issues were noted, other than those described above or in the Definitions/Glossary page.

GC Semi VOA
No analytical or quality issues were noted, other than those described in the Definitions/Glossary page.

Metals
No analytical or quality issues were noted, other than those described in the Definitions/Glossary page.

Organic Prep
No analytical or quality issues were noted, other than those described in the Definitions/Glossary page.

Sample Summary

Client: Brydges Engineering in Environment & Energy DPC
Job ID: 480-196325-1
Project/Site: Project #1 - Pilgrim Village Family

Lab Sample ID	Client Sample ID	Matrix	Collected	Received
480-196325-1	T1-2 EAST	Solid	03/31/22 14:10	04/01/22 10:00
480-196325-2	T1-2 WEST	Solid	03/31/22 14:00	04/01/22 10:00
480-196325-3	T1-2 SOUTH	Solid	03/31/22 14:20	04/01/22 10:00
480-196325-4	T3-WEST	Solid	03/31/22 14:40	04/01/22 10:00
480-196325-5	T3-SOUTH	Solid	03/31/22 15:00	04/01/22 10:00
480-196325-6	T3-BOTTOM	Solid	03/31/22 15:15	04/01/22 10:00
480-196325-7	T1-2 B1	Solid	03/31/22 14:30	04/01/22 10:00
480-196325-8	SWNW-1	Solid	03/31/22 13:30	04/01/22 10:00
480-196325-9	SWNW-2	Solid	03/31/22 13:40	04/01/22 10:00

Eurofins Buffalo
10 Hazelwood Drive
Amherst, NY 14228-2298
Phone: 716-691-2600 Fax: 716-691-7991

Chain of Custody Record

eurofins Environment Testing America

Client Information	Sampler: LIBBY BRODERICK	Lab PM: Beninati, John	Carrier Tracking No(s):	COC No: 480-171541-37182.1
Client Contact: ~~Mr. Jake Tracy~~ JASON BRYDGES	Phone: 716-545-2143	E-Mail: john.beninati@eurofinset.com	State of Origin:	Page: Page 1 of 2
Company: Brydges Engineering in Environment & Energy DPC	PWSID:			Job #:
Address: 960 Busti Ave Suite B-150	Due Date Requested: 4-7-2022			
City: Buffalo	TAT Requested (days): 5 DAYS			
State, Zip: NY, 14213	Compliance Project: Δ Yes Δ No			
Phone: 716-249-6880(Tel)	PO #: Purchase Order not required			
Email: ~~jtracy@be3corp.com~~ jbrydges@be3corp.com	WO #:			
Project Name: Project #1 - Pilgrim Village Family	Project #: 48024826			
Site:	SSOW#:			

Analysis Requested

Preservation Codes:
A - HCL, B - NaOH, C - Zn Acetate, D - Nitric Acid, E - NaHSO4, F - MeOH, G - Amchlor, H - Ascorbic Acid, I - Ice, J - DI Water, K - EDTA, L - EDA, M - Hexane, N - None, O - AsNaO2, P - Na2O4S, Q - Na2SO3, R - Na2S2O3, S - H2SO4, T - TSP Dodecahydrate, U - Acetone, V - MCAA, W - pH 4-5, Z - other (specify)
Other:

Sample Identification	Sample Date	Sample Time	Sample Type (C=comp, G=grab)	Matrix (W=water, S=solid, O=waste/oil, BT=Tissue, A=Air)	Field Filtered Sample (Yes or No)	Perform MS/MSD (Yes or No)	6010C, 7471B TAL METALS, MERCURY	8270D - TCL SVOCs	8260C - TCL VOCs (LL Bulk)	8081B, 8082A, 8270D	8270D- ~~[illegible]~~ C-PSI	8260 - CPSI	~~[illegible]~~						Total Number of containers	Special Instructions/Note:
			Preservation Code:		X	X	N	N	N	N									X	
T1-2 EAST	3/31/22	2:10	G	Solid	N	N					✓	✓							2	
T1-2 WEST	3/31/22	2:00	G	Solid	N	N					✓	✓							2	
T1-2 SOUTH	3/31/22	2:20	G	Solid	N	N					✓	✓							2	
~~[illegible]~~ T3-WEST	3/31/22	2:40	G	Solid	N	N					✓	✓							2	
T3-SOUTH	3/31/22	3:00	G	Solid	N	N					✓	✓							2	
T3-BOTTOM	3/31/22	3:15	G	Solid	N	N					✓	✓							2	
~~[illegible]~~ T1-2B1	3/31/22	2:30	G	Solid	N	N					✓	✓								
SWNW-1	3/31/22	1:30	G	Solid	N	N	✓	✓	✓	✓										
SWNW-2	3/31/22	1:40	G	Solid	N	N	✓	✓	✓	✓										
~~[illegible]~~	~~[illegible]~~	~~[illegible]~~	~~G~~	Solid	~~[illegible]~~			~~[illegible]~~												
				Solid																

480-196325 Chain of Custody

Possible Hazard Identification
☐ Non-Hazard ☐ Flammable ☐ Skin Irritant ☐ Poison B ☐ Unknown ☐ Radiological

Sample Disposal (A fee may be assessed if samples are retained longer than 1 month)
☐ Return To Client ☐ Disposal By Lab ☐ Archive For _____ Months

Deliverable Requested: I, II, III, IV, Other (specify)

Special Instructions/QC Requirements:

Empty Kit Relinquished by: [signature]	Date: 3/31/2022	Time: 4:30	Method of Shipment:		
Relinquished by:	Date/Time:	Company	Received by: [signature]	Date/Time: 3/31/22	Company
Relinquished by:	Date/Time:	Company	Received by: [signature]	Date/Time: 4-1-22 1000	Company JTB
Relinquished by:	Date/Time:	Company	Received by:	Date/Time:	Company
Custody Seals Intact: Δ Yes Δ No	Custody Seal No.:		Cooler Temperature(s) °C and Other Remarks: 2.8 ICE		

Ver: 06/08/2021

Method 8260C

Volatile Organic Compounds (GC/MS) by Method 8260C

FORM I
GC/MS VOA ORGANICS ANALYSIS DATA SHEET

Lab Name: Eurofins Buffalo | Job No.: 480-196325-1
SDG No.:
Client Sample ID: T1-2 EAST | Lab Sample ID: 480-196325-1
Matrix: Solid | Lab File ID: M03056.D
Analysis Method: 8260C | Date Collected: 03/31/2022 14:10
Sample wt/vol: 5.02(g) | Date Analyzed: 04/04/2022 13:50
Soil Aliquot Vol: | Dilution Factor: 1
Soil Extract Vol.: | GC Column: ZB-624 (30) VOA ID: 0.25(mm)
% Moisture: 17.9 | Level: (low/med) Low
Analysis Batch No.: 620265 | Units: ug/Kg

CAS NO.	COMPOUND NAME	RESULT	Q	RL	MDL
95-63-6	1,2,4-Trimethylbenzene	6.1	U vs	6.1	1.2
108-67-8	1,3,5-Trimethylbenzene	6.1	U vs	6.1	0.39
99-87-6	4-Isopropyltoluene	6.1	U vs	6.1	0.49
71-43-2	Benzene	6.1	U vs	6.1	0.30
100-41-4	Ethylbenzene	6.1	U vs	6.1	0.42
98-82-8	Isopropylbenzene	11	vs	6.1	0.91
1634-04-4	Methyl tert-butyl ether	6.1	U vs	6.1	0.60
179601-23-1	m-Xylene & p-Xylene	12	U vs	12	1.0
91-20-3	Naphthalene	6.1	U vs	6.1	0.81
104-51-8	n-Butylbenzene	6.1	U vs	6.1	0.53
103-65-1	N-Propylbenzene	1.1	J vs	6.1	0.49
95-47-6	o-Xylene	6.1	U vs	6.1	0.79
135-98-8	sec-Butylbenzene	4.0	J vs	6.1	0.53
98-06-6	tert-Butylbenzene	3.5	J vs	6.1	0.63
108-88-3	Toluene	6.1	U vs	6.1	0.46
1330-20-7	Xylenes, Total	12	U vs	12	1.0

UJ

CAS NO.	SURROGATE	%REC	Q	LIMITS
17060-07-0	1,2-Dichloroethane-d4 (Surr)	99		64-126
460-00-4	4-Bromofluorobenzene (Surr)	61	S1-	72-126
1868-53-7	Dibromofluoromethane (Surr)	100		60-140
2037-26-5	Toluene-d8 (Surr)	82		71-125

MKP 5/4/2022

FORM I
GC/MS VOA ORGANICS ANALYSIS DATA SHEET

Lab Name: Eurofins Buffalo | Job No.: 480-196325-1
SDG No.:
Client Sample ID: T1-2 WEST | Lab Sample ID: 480-196325-2
Matrix: Solid | Lab File ID: M03057.D
Analysis Method: 8260C | Date Collected: 03/31/2022 14:00
Sample wt/vol: 5.04(g) | Date Analyzed: 04/04/2022 14:14
Soil Aliquot Vol: | Dilution Factor: 1
Soil Extract Vol.: | GC Column: ZB-624 (30) VOA ID: 0.25(mm)
% Moisture: 19.5 | Level: (low/med) Low
Analysis Batch No.: 620265 | Units: ug/Kg

CAS NO.	COMPOUND NAME	RESULT	Q	RL	MDL
95-63-6	1,2,4-Trimethylbenzene	1.8	J vs	6.2	1.2
108-67-8	1,3,5-Trimethylbenzene	6.2	U vs	6.2	0.40
99-87-6	4-Isopropyltoluene	6.2	U vs	6.2	0.49
71-43-2	Benzene	6.2	U vs	6.2	0.30
100-41-4	Ethylbenzene	6.2	U vs	6.2	0.43
98-82-8	Isopropylbenzene	6.2	U vs	6.2	0.93
1634-04-4	Methyl tert-butyl ether	6.2	U vs	6.2	0.60
179601-23-1	m-Xylene & p-Xylene	12	U vs	12	1.0
91-20-3	Naphthalene	0.93	J vs	6.2	0.83
104-51-8	n-Butylbenzene	6.2	U vs	6.2	0.54
103-65-1	N-Propylbenzene	6.2	U vs	6.2	0.49
95-47-6	o-Xylene	6.2	U vs	6.2	0.80
135-98-8	sec-Butylbenzene	6.2	U vs	6.2	0.54
98-06-6	tert-Butylbenzene	6.2	U vs	6.2	0.64
108-88-3	Toluene	6.2	U vs	6.2	0.47
1330-20-7	Xylenes, Total	12	U vs	12	1.0

CAS NO.	SURROGATE	%REC	Q	LIMITS
17060-07-0	1,2-Dichloroethane-d4 (Surr)	99		64-126
460-00-4	4-Bromofluorobenzene (Surr)	97		72-126
1868-53-7	Dibromofluoromethane (Surr)	99		60-140
2037-26-5	Toluene-d8 (Surr)	101		71-125

FORM I
GC/MS VOA ORGANICS ANALYSIS DATA SHEET

Lab Name: Eurofins Buffalo
Job No.: 480-196325-1
SDG No.:
Client Sample ID: T1-2 SOUTH
Lab Sample ID: 480-196325-3
Matrix: Solid
Lab File ID: M03058.D
Analysis Method: 8260C
Date Collected: 03/31/2022 14:20
Sample wt/vol: 5(g)
Date Analyzed: 04/04/2022 14:38
Soil Aliquot Vol:
Dilution Factor: 1
Soil Extract Vol.:
GC Column: ZB-624 (30) VOA ID: 0.25(mm)
% Moisture: 19.9
Level: (low/med) Low
Analysis Batch No.: 620265
Units: ug/Kg

CAS NO.	COMPOUND NAME	RESULT	Q	RL	MDL
95-63-6	1,2,4-Trimethylbenzene	6.2	U vs	6.2	1.2
108-67-8	1,3,5-Trimethylbenzene	6.2	U vs	6.2	0.40
99-87-6	4-Isopropyltoluene	6.2	U vs	6.2	0.50
71-43-2	Benzene	6.2	U vs	6.2	0.31
100-41-4	Ethylbenzene	6.2	U vs	6.2	0.43
98-82-8	Isopropylbenzene	6.2	U vs	6.2	0.94
1634-04-4	Methyl tert-butyl ether	6.2	U vs	6.2	0.61
179601-23-1	m-Xylene & p-Xylene	12	U vs	12	1.0
91-20-3	Naphthalene	6.2	U vs	6.2	0.84
104-51-8	n-Butylbenzene	6.2	U vs	6.2	0.54
103-65-1	N-Propylbenzene	6.2	U vs	6.2	0.50
95-47-6	o-Xylene	6.2	U vs	6.2	0.82
135-98-8	sec-Butylbenzene	6.2	U vs	6.2	0.54
98-06-6	tert-Butylbenzene	6.2	U vs	6.2	0.65
108-88-3	Toluene	6.2	U vs	6.2	0.47
1330-20-7	Xylenes, Total	12	U vs	12	1.0

CAS NO.	SURROGATE	%REC	Q	LIMITS
17060-07-0	1,2-Dichloroethane-d4 (Surr)	97		64-126
460-00-4	4-Bromofluorobenzene (Surr)	90		72-126
1868-53-7	Dibromofluoromethane (Surr)	97		60-140
2037-26-5	Toluene-d8 (Surr)	103		71-125

FORM I
GC/MS VOA ORGANICS ANALYSIS DATA SHEET

Lab Name: Eurofins Buffalo | Job No.: 480-196325-1
SDG No.:
Client Sample ID: T3-WEST | Lab Sample ID: 480-196325-4
Matrix: Solid | Lab File ID: M03059.D
Analysis Method: 8260C | Date Collected: 03/31/2022 14:40
Sample wt/vol: 5.07(g) | Date Analyzed: 04/04/2022 15:02
Soil Aliquot Vol: | Dilution Factor: 1
Soil Extract Vol.: | GC Column: ZB-624 (30) VOA ID: 0.25(mm)
% Moisture: 19.2 | Level: (low/med) Low
Analysis Batch No.: 620265 | Units: ug/Kg

CAS NO.	COMPOUND NAME	RESULT	Q	RL	MDL
95-63-6	1,2,4-Trimethylbenzene	3.5	J vs	6.1	1.2
108-67-8	1,3,5-Trimethylbenzene	0.58	J vs	6.1	0.39
99-87-6	4-Isopropyltoluene	6.1	U vs	6.1	0.49
71-43-2	Benzene	6.1	U vs	6.1	0.30
100-41-4	Ethylbenzene	6.1	U vs	6.1	0.42
98-82-8	Isopropylbenzene	6.1	U vs	6.1	0.92
1634-04-4	Methyl tert-butyl ether	6.1	U vs	6.1	0.60
179601-23-1	m-Xylene & p-Xylene	1.4	J vs	12	1.0
91-20-3	Naphthalene	1.6	J vs	6.1	0.82
104-51-8	n-Butylbenzene	6.1	U vs	6.1	0.53
103-65-1	N-Propylbenzene	6.1	U vs	6.1	0.49
95-47-6	o-Xylene	0.88	J vs	6.1	0.80
135-98-8	sec-Butylbenzene	6.1	U vs	6.1	0.53
98-06-6	tert-Butylbenzene	6.1	U vs	6.1	0.63
108-88-3	Toluene	6.1	U vs	6.1	0.46
1330-20-7	Xylenes, Total	2.3	J vs	12	1.0

CAS NO.	SURROGATE	%REC	Q	LIMITS
17060-07-0	1,2-Dichloroethane-d4 (Surr)	98		64-126
460-00-4	4-Bromofluorobenzene (Surr)	96		72-126
1868-53-7	Dibromofluoromethane (Surr)	98		60-140
2037-26-5	Toluene-d8 (Surr)	101		71-125

FORM I
GC/MS VOA ORGANICS ANALYSIS DATA SHEET

Lab Name: Eurofins Buffalo | Job No.: 480-196325-1
SDG No.:
Client Sample ID: T3-SOUTH | Lab Sample ID: 480-196325-5
Matrix: Solid | Lab File ID: M03060.D
Analysis Method: 8260C | Date Collected: 03/31/2022 15:00
Sample wt/vol: 5.18(g) | Date Analyzed: 04/04/2022 15:26
Soil Aliquot Vol: | Dilution Factor: 1
Soil Extract Vol.: | GC Column: ZB-624 (30) VOA ID: 0.25(mm)
% Moisture: 20.4 | Level: (low/med) Low
Analysis Batch No.: 620265 | Units: ug/Kg

CAS NO.	COMPOUND NAME	RESULT	Q	RL	MDL
95-63-6	1,2,4-Trimethylbenzene	3.3	J vs	6.1	1.2
108-67-8	1,3,5-Trimethylbenzene	0.63	J vs	6.1	0.39
99-87-6	4-Isopropyltoluene	6.1	U vs	6.1	0.49
71-43-2	Benzene	6.1	U vs	6.1	0.30
100-41-4	Ethylbenzene	6.1	U vs	6.1	0.42
98-82-8	Isopropylbenzene	6.1	U vs	6.1	0.91
1634-04-4	Methyl tert-butyl ether	6.1	U vs	6.1	0.60
179601-23-1	m-Xylene & p-Xylene	1.4	J vs	12	1.0
91-20-3	Naphthalene	1.8	J vs	6.1	0.81
104-51-8	n-Butylbenzene	6.1	U vs	6.1	0.53
103-65-1	N-Propylbenzene	6.1	U vs	6.1	0.48
95-47-6	o-Xylene	1.1	J vs	6.1	0.79
135-98-8	sec-Butylbenzene	6.1	U vs	6.1	0.53
98-06-6	tert-Butylbenzene	6.1	U vs	6.1	0.63
108-88-3	Toluene	0.63	J vs	6.1	0.46
1330-20-7	Xylenes, Total	2.5	J vs	12	1.0

CAS NO.	SURROGATE	%REC	Q	LIMITS
17060-07-0	1,2-Dichloroethane-d4 (Surr)	98		64-126
460-00-4	4-Bromofluorobenzene (Surr)	96		72-126
1868-53-7	Dibromofluoromethane (Surr)	97		60-140
2037-26-5	Toluene-d8 (Surr)	100		71-125

FORM I
GC/MS VOA ORGANICS ANALYSIS DATA SHEET

Lab Name: Eurofins Buffalo
Job No.: 480-196325-1
SDG No.:
Client Sample ID: T3-BOTTOM
Lab Sample ID: 480-196325-6
Matrix: Solid
Lab File ID: M03061.D
Analysis Method: 8260C
Date Collected: 03/31/2022 15:15
Sample wt/vol: 5.09(g)
Date Analyzed: 04/04/2022 15:51
Soil Aliquot Vol:
Dilution Factor: 1
Soil Extract Vol.:
GC Column: ZB-624 (30) VOA ID: 0.25(mm)
% Moisture: 17.5
Level: (low/med) Low
Analysis Batch No.: 620265
Units: ug/Kg

CAS NO.	COMPOUND NAME	RESULT	Q	RL	MDL
95-63-6	1,2,4-Trimethylbenzene	6.0	U vs	6.0	1.1
108-67-8	1,3,5-Trimethylbenzene	6.0	U vs	6.0	0.38
99-87-6	4-Isopropyltoluene	6.0	U vs	6.0	0.48
71-43-2	Benzene	6.0	U vs	6.0	0.29
100-41-4	Ethylbenzene	6.0	U vs	6.0	0.41
98-82-8	Isopropylbenzene	6.0	U vs	6.0	0.90
1634-04-4	Methyl tert-butyl ether	6.0	U vs	6.0	0.58
179601-23-1	m-Xylene & p-Xylene	12	U vs	12	1.0
91-20-3	Naphthalene	6.0	U vs	6.0	0.80
104-51-8	n-Butylbenzene	6.0	U vs	6.0	0.52
103-65-1	N-Propylbenzene	6.0	U vs	6.0	0.48
95-47-6	o-Xylene	6.0	U vs	6.0	0.78
135-98-8	sec-Butylbenzene	6.0	U vs	6.0	0.52
98-06-6	tert-Butylbenzene	6.0	U vs	6.0	0.62
108-88-3	Toluene	0.52	J vs	6.0	0.45
1330-20-7	Xylenes, Total	12	U vs	12	1.0

CAS NO.	SURROGATE	%REC	Q	LIMITS
17060-07-0	1,2-Dichloroethane-d4 (Surr)	101		64-126
460-00-4	4-Bromofluorobenzene (Surr)	97		72-126
1868-53-7	Dibromofluoromethane (Surr)	96		60-140
2037-26-5	Toluene-d8 (Surr)	101		71-125

FORM I
GC/MS VOA ORGANICS ANALYSIS DATA SHEET

Lab Name: Eurofins Buffalo
Job No.: 480-196325-1
SDG No.:
Client Sample ID: T1-2 B1
Lab Sample ID: 480-196325-7
Matrix: Solid
Lab File ID: M03062.D
Analysis Method: 8260C
Date Collected: 03/31/2022 14:30
Sample wt/vol: 5(g)
Date Analyzed: 04/04/2022 16:15
Soil Aliquot Vol:
Dilution Factor: 1
Soil Extract Vol.:
GC Column: ZB-624 (30) VOA ID: 0.25(mm)
% Moisture: 17.3
Level: (low/med) Low
Analysis Batch No.: 620265
Units: ug/Kg

CAS NO.	COMPOUND NAME	RESULT	Q	RL	MDL
95-63-6	1,2,4-Trimethylbenzene	6.0	U vs	6.0	1.2
108-67-8	1,3,5-Trimethylbenzene	6.0	U vs	6.0	0.39
99-87-6	4-Isopropyltoluene	6.0	U vs	6.0	0.48
71-43-2	Benzene	6.0	U vs	6.0	0.30
100-41-4	Ethylbenzene	6.0	U vs	6.0	0.42
98-82-8	Isopropylbenzene	6.0	U vs	6.0	0.91
1634-04-4	Methyl tert-butyl ether	6.0	U vs	6.0	0.59
179601-23-1	m-Xylene & p-Xylene	12	U vs	12	1.0
91-20-3	Naphthalene	6.0	U vs	6.0	0.81
104-51-8	n-Butylbenzene	6.0	U vs	6.0	0.53
103-65-1	N-Propylbenzene	6.0	U vs	6.0	0.48
95-47-6	o-Xylene	6.0	U vs	6.0	0.79
135-98-8	sec-Butylbenzene	6.0	U vs	6.0	0.53
98-06-6	tert-Butylbenzene	6.0	U vs	6.0	0.63
108-88-3	Toluene	6.0	U vs	6.0	0.46
1330-20-7	Xylenes, Total	12	U vs	12	1.0

CAS NO.	SURROGATE	%REC	Q	LIMITS
17060-07-0	1,2-Dichloroethane-d4 (Surr)	99		64-126
460-00-4	4-Bromofluorobenzene (Surr)	94		72-126
1868-53-7	Dibromofluoromethane (Surr)	97		60-140
2037-26-5	Toluene-d8 (Surr)	101		71-125

FORM I
GC/MS VOA ORGANICS ANALYSIS DATA SHEET

Lab Name: Eurofins Buffalo | Job No.: 480-196325-1
SDG No.:
Client Sample ID: SWNW-1 | Lab Sample ID: 480-196325-8
Matrix: Solid | Lab File ID: M03063.D
Analysis Method: 8260C | Date Collected: 03/31/2022 13:30
Sample wt/vol: 5.08(g) | Date Analyzed: 04/04/2022 16:39
Soil Aliquot Vol: | Dilution Factor: 1
Soil Extract Vol.: | GC Column: ZB-624 (30) VOA ID: 0.25(mm)
% Moisture: 20.7 | Level: (low/med) Low
Analysis Batch No.: 620265 | Units: ug/Kg

CAS NO.	COMPOUND NAME	RESULT	Q	RL	MDL
71-55-6	1,1,1-Trichloroethane	6.2	U vs	6.2	0.45
79-34-5	1,1,2,2-Tetrachloroethane	6.2	U vs	6.2	1.0
76-13-1	1,1,2-Trichloro-1,2,2-trifluoroethane	6.2	U vs	6.2	1.4
79-00-5	1,1,2-Trichloroethane	6.2	U vs	6.2	0.81
75-34-3	1,1-Dichloroethane	6.2	U vs	6.2	0.76
75-35-4	1,1-Dichloroethene	6.2	U vs	6.2	0.76
120-82-1	1,2,4-Trichlorobenzene	6.2	U vs	6.2	0.38
96-12-8	1,2-Dibromo-3-Chloropropane	6.2	U vs	6.2	3.1
106-93-4	1,2-Dibromoethane	6.2	U vs	6.2	0.80
95-50-1	1,2-Dichlorobenzene	6.2	U vs	6.2	0.49
107-06-2	1,2-Dichloroethane	6.2	U vs	6.2	0.31
78-87-5	1,2-Dichloropropane	6.2	U vs	6.2	3.1
541-73-1	1,3-Dichlorobenzene	6.2	U vs	6.2	0.32
106-46-7	1,4-Dichlorobenzene	6.2	U vs	6.2	0.87
78-93-3	2-Butanone (MEK)	31	U vs	31	2.3
591-78-6	2-Hexanone	31	U vs	31	3.1
108-10-1	4-Methyl-2-pentanone (MIBK)	31	U vs	31	2.0
67-64-1	Acetone	31	U vs	31	5.2
71-43-2	Benzene	6.2	U vs	6.2	0.30
75-27-4	Bromodichloromethane	6.2	U vs	6.2	0.83
75-25-2	Bromoform	6.2	U vs	6.2	3.1
74-83-9	Bromomethane	6.2	U vs	6.2	0.56
75-15-0	Carbon disulfide	6.2	U vs	6.2	3.1
56-23-5	Carbon tetrachloride	6.2	U vs	6.2	0.60
108-90-7	Chlorobenzene	6.2	U vs	6.2	0.82
75-00-3	Chloroethane	6.2	U vs	6.2	1.4
67-66-3	Chloroform	6.2	U vs	6.2	0.38
74-87-3	Chloromethane	6.2	U vs	6.2	0.37
156-59-2	cis-1,2-Dichloroethene	6.2	U vs	6.2	0.79
10061-01-5	cis-1,3-Dichloropropene	6.2	U vs	6.2	0.89
110-82-7	Cyclohexane	6.2	U vs	6.2	0.87
124-48-1	Dibromochloromethane	6.2	U vs	6.2	0.79
75-71-8	Dichlorodifluoromethane	6.2	U vs	6.2	0.51
100-41-4	Ethylbenzene	6.2	U vs	6.2	0.43
98-82-8	Isopropylbenzene	6.2	U vs	6.2	0.94

FORM I
GC/MS VOA ORGANICS ANALYSIS DATA SHEET

Lab Name: Eurofins Buffalo
Job No.: 480-196325-1
SDG No.:
Client Sample ID: SWNW-1
Lab Sample ID: 480-196325-8
Matrix: Solid
Lab File ID: M03063.D
Analysis Method: 8260C
Date Collected: 03/31/2022 13:30
Sample wt/vol: 5.08(g)
Date Analyzed: 04/04/2022 16:39
Soil Aliquot Vol:
Dilution Factor: 1
Soil Extract Vol.:
GC Column: ZB-624 (30) VOA ID: 0.25(mm)
% Moisture: 20.7
Level: (low/med) Low
Analysis Batch No.: 620265
Units: ug/Kg

CAS NO.	COMPOUND NAME	RESULT	Q	RL	MDL
79-20-9	Methyl acetate	31	U vs	31	3.7
1634-04-4	Methyl tert-butyl ether	6.2	U vs	6.2	0.61
108-87-2	Methylcyclohexane	6.2	U vs	6.2	0.94
75-09-2	Methylene Chloride	7.2	vs	6.2	2.9
100-42-5	Styrene	6.2	U vs	6.2	0.31
127-18-4	Tetrachloroethene	6.2	U vs	6.2	0.83
108-88-3	Toluene	6.2	U vs	6.2	0.47
156-60-5	trans-1,2-Dichloroethene	6.2	U vs	6.2	0.64
10061-02-6	trans-1,3-Dichloropropene	6.2	U vs	6.2	2.7
79-01-6	Trichloroethene	6.2	U vs	6.2	1.4
75-69-4	Trichlorofluoromethane	6.2	U vs	6.2	0.59
75-01-4	Vinyl chloride	6.2	U vs	6.2	0.76
1330-20-7	Xylenes, Total	12	U vs	12	1.0

CAS NO.	SURROGATE	%REC	Q	LIMITS
17060-07-0	1,2-Dichloroethane-d4 (Surr)	100		64-126
460-00-4	4-Bromofluorobenzene (Surr)	96		72-126
1868-53-7	Dibromofluoromethane (Surr)	97		60-140
2037-26-5	Toluene-d8 (Surr)	99		71-125

FORM I
GC/MS VOA ORGANICS ANALYSIS DATA SHEET

Lab Name: Eurofins Buffalo | Job No.: 480-196325-1
SDG No.:
Client Sample ID: SWNW-2 | Lab Sample ID: 480-196325-9
Matrix: Solid | Lab File ID: M03064.D
Analysis Method: 8260C | Date Collected: 03/31/2022 13:40
Sample wt/vol: 5(g) | Date Analyzed: 04/04/2022 17:03
Soil Aliquot Vol: | Dilution Factor: 1
Soil Extract Vol.: | GC Column: ZB-624 (30) VOA ID: 0.25(mm)
% Moisture: 17.8 | Level: (low/med) Low
Analysis Batch No.: 620265 | Units: ug/Kg

CAS NO.	COMPOUND NAME	RESULT	Q	RL	MDL	
71-55-6	1,1,1-Trichloroethane	6.1	U vs	6.1	0.44	
79-34-5	1,1,2,2-Tetrachloroethane	6.1	U vs F1	6.1	0.99	UJ
76-13-1	1,1,2-Trichloro-1,2,2-trifluoroethane	6.1	U vs	6.1	1.4	
79-00-5	1,1,2-Trichloroethane	6.1	U vs	6.1	0.79	
75-34-3	1,1-Dichloroethane	6.1	U vs	6.1	0.74	
75-35-4	1,1-Dichloroethene	6.1	U vs	6.1	0.74	
120-82-1	1,2,4-Trichlorobenzene	6.1	U vs F1	6.1	0.37	UJ
96-12-8	1,2-Dibromo-3-Chloropropane	6.1	U vs F1	6.1	3.0	UJ
106-93-4	1,2-Dibromoethane	6.1	U vs F1	6.1	0.78	UJ
95-50-1	1,2-Dichlorobenzene	6.1	U vs F1	6.1	0.48	UJ
107-06-2	1,2-Dichloroethane	6.1	U vs	6.1	0.31	
78-87-5	1,2-Dichloropropane	6.1	U vs	6.1	3.0	
541-73-1	1,3-Dichlorobenzene	6.1	U vs	6.1	0.31	
106-46-7	1,4-Dichlorobenzene	6.1	U vs	6.1	0.85	
78-93-3	2-Butanone (MEK)	30	U vs F1	30	2.2	UJ
591-78-6	2-Hexanone	30	U vs F1	30	3.0	UJ
108-10-1	4-Methyl-2-pentanone (MIBK)	30	U vs	30	2.0	
67-64-1	Acetone	30	U vs F1	30	5.1	UJ
71-43-2	Benzene	6.1	U vs	6.1	0.30	
75-27-4	Bromodichloromethane	6.1	U vs	6.1	0.81	
75-25-2	Bromoform	6.1	U vs	6.1	3.0	
74-83-9	Bromomethane	6.1	U vs	6.1	0.55	
75-15-0	Carbon disulfide	6.1	U vs	6.1	3.0	
56-23-5	Carbon tetrachloride	6.1	U vs	6.1	0.59	
108-90-7	Chlorobenzene	6.1	U vs	6.1	0.80	
75-00-3	Chloroethane	6.1	U vs	6.1	1.4	
67-66-3	Chloroform	6.1	U vs	6.1	0.38	
74-87-3	Chloromethane	6.1	U vs	6.1	0.37	
156-59-2	cis-1,2-Dichloroethene	6.1	U vs	6.1	0.78	
10061-01-5	cis-1,3-Dichloropropene	6.1	U vs	6.1	0.88	

MKP 5/4/2022

FORM I
GC/MS VOA ORGANICS ANALYSIS DATA SHEET

Lab Name: Eurofins Buffalo
Job No.: 480-196325-1
SDG No.:
Client Sample ID: SWNW-2
Lab Sample ID: 480-196325-9
Matrix: Solid
Lab File ID: M03064.D
Analysis Method: 8260C
Date Collected: 03/31/2022 13:40
Sample wt/vol: 5(g)
Date Analyzed: 04/04/2022 17:03
Soil Aliquot Vol:
Dilution Factor: 1
Soil Extract Vol.:
GC Column: ZB-624 (30) VOA ID: 0.25(mm)
% Moisture: 17.8
Level: (low/med) Low
Analysis Batch No.: 620265
Units: ug/Kg

CAS NO.	COMPOUND NAME	RESULT	Q	RL	MDL
110-82-7	Cyclohexane	6.1	U vs	6.1	0.85
124-48-1	Dibromochloromethane	6.1	U vs	6.1	0.78
75-71-8	Dichlorodifluoromethane	6.1	U vs	6.1	0.50
100-41-4	Ethylbenzene	6.1	U vs	6.1	0.42
98-82-8	Isopropylbenzene	6.1	U vs	6.1	0.92
79-20-9	Methyl acetate	30	U vs	30	3.7
1634-04-4	Methyl tert-butyl ether	6.1	U vs	6.1	0.60
108-87-2	Methylcyclohexane	6.1	U vs	6.1	0.92
75-09-2	Methylene Chloride	9.8	vs	6.1	2.8
100-42-5	Styrene	6.1	U vs	6.1	0.30
127-18-4	Tetrachloroethene	6.1	U vs	6.1	0.82
108-88-3	Toluene	6.1	U vs	6.1	0.46
156-60-5	trans-1,2-Dichloroethene	6.1	U vs	6.1	0.63
10061-02-6	trans-1,3-Dichloropropene	6.1	U vs	6.1	2.7
79-01-6	Trichloroethene	6.1	U vs	6.1	1.3
75-69-4	Trichlorofluoromethane	6.1	U vs	6.1	0.58
75-01-4	Vinyl chloride	6.1	U vs	6.1	0.74
1330-20-7	Xylenes, Total	12	U vs	12	1.0

CAS NO.	SURROGATE	%REC	Q	LIMITS
17060-07-0	1,2-Dichloroethane-d4 (Surr)	97		64-126
460-00-4	4-Bromofluorobenzene (Surr)	94		72-126
1868-53-7	Dibromofluoromethane (Surr)	95		60-140
2037-26-5	Toluene-d8 (Surr)	100		71-125

Method 8270D

Semivolatile Organic Compounds (GC/MS) by Method 8270D

FORM I
GC/MS SEMI VOA ORGANICS ANALYSIS DATA SHEET

Lab Name: Eurofins Buffalo | Job No.: 480-196325-1
SDG No.:
Client Sample ID: T1-2 EAST | Lab Sample ID: 480-196325-1
Matrix: Solid | Lab File ID: Z001080.D
Analysis Method: 8270D | Date Collected: 03/31/2022 14:10
Extract. Method: 3550C | Date Extracted: 04/01/2022 15:46
Sample wt/vol: 30.66(g) | Date Analyzed: 04/04/2022 14:26
Con. Extract Vol.: 1(mL) | Dilution Factor: 1
Injection Volume: 1(uL) | Level: (low/med) Low
% Moisture: 17.9 | GPC Cleanup:(Y/N) N
Analysis Batch No.: 620273 | Units: ug/Kg

CAS NO.	COMPOUND NAME	RESULT	Q	RL	MDL
83-32-9	Acenaphthene	200	U	200	30
208-96-8	Acenaphthylene	200	U	200	26
120-12-7	Anthracene	200	U	200	50
56-55-3	Benzo[a]anthracene	200	U	200	20
50-32-8	Benzo[a]pyrene	200	U	200	30
205-99-2	Benzo[b]fluoranthene	200	U	200	32
191-24-2	Benzo[g,h,i]perylene	200	U	200	21
207-08-9	Benzo[k]fluoranthene	200	U	200	26
218-01-9	Chrysene	200	U	200	45
53-70-3	Dibenz(a,h)anthracene	200	U	200	36
206-44-0	Fluoranthene	200	U	200	21
86-73-7	Fluorene	200	U	200	24
193-39-5	Indeno[1,2,3-cd]pyrene	200	U	200	25
91-20-3	Naphthalene	200	U	200	26
129-00-0	Pyrene	200	U	200	24
85-01-8	Phenanthrene	200	U	200	30

CAS NO.	SURROGATE	%REC	Q	LIMITS
118-79-6	2,4,6-Tribromophenol (Surr)	99		54-120
321-60-8	2-Fluorobiphenyl (Surr)	87		60-120
367-12-4	2-Fluorophenol (Surr)	76		52-120
4165-62-2	Phenol-d5 (Surr)	78		54-120
1718-51-0	p-Terphenyl-d14 (Surr)	98		79-130
4165-60-0	Nitrobenzene-d5 (Surr)	78		53-120

FORM I
GC/MS SEMI VOA ORGANICS ANALYSIS DATA SHEET

Lab Name: Eurofins Buffalo | Job No.: 480-196325-1
SDG No.:
Client Sample ID: T1-2 WEST | Lab Sample ID: 480-196325-2
Matrix: Solid | Lab File ID: Z001081.D
Analysis Method: 8270D | Date Collected: 03/31/2022 14:00
Extract. Method: 3550C | Date Extracted: 04/01/2022 15:46
Sample wt/vol: 30.73(g) | Date Analyzed: 04/04/2022 14:43
Con. Extract Vol.: 1(mL) | Dilution Factor: 1
Injection Volume: 1(uL) | Level: (low/med) Low
% Moisture: 19.5 | GPC Cleanup:(Y/N) N
Analysis Batch No.: 620273 | Units: ug/Kg

CAS NO.	COMPOUND NAME	RESULT	Q	RL	MDL
83-32-9	Acenaphthene	210	U	210	30
208-96-8	Acenaphthylene	210	U	210	27
120-12-7	Anthracene	210	U	210	51
56-55-3	Benzo[a]anthracene	210	U	210	21
50-32-8	Benzo[a]pyrene	210	U	210	30
205-99-2	Benzo[b]fluoranthene	210	U	210	33
191-24-2	Benzo[g,h,i]perylene	210	U	210	22
207-08-9	Benzo[k]fluoranthene	210	U	210	27
218-01-9	Chrysene	210	U	210	46
53-70-3	Dibenz(a,h)anthracene	210	U	210	36
206-44-0	Fluoranthene	210	U	210	22
86-73-7	Fluorene	210	U	210	24
193-39-5	Indeno[1,2,3-cd]pyrene	210	U	210	25
91-20-3	Naphthalene	210	U	210	27
129-00-0	Pyrene	210	U	210	24
85-01-8	Phenanthrene	210	U	210	30

CAS NO.	SURROGATE	%REC	Q	LIMITS
118-79-6	2,4,6-Tribromophenol (Surr)	102		54-120
321-60-8	2-Fluorobiphenyl (Surr)	91		60-120
367-12-4	2-Fluorophenol (Surr)	82		52-120
4165-62-2	Phenol-d5 (Surr)	84		54-120
1718-51-0	p-Terphenyl-d14 (Surr)	100		79-130
4165-60-0	Nitrobenzene-d5 (Surr)	83		53-120

FORM I
GC/MS SEMI VOA ORGANICS ANALYSIS DATA SHEET

Lab Name: Eurofins Buffalo | Job No.: 480-196325-1
SDG No.:
Client Sample ID: T1-2 SOUTH | Lab Sample ID: 480-196325-3
Matrix: Solid | Lab File ID: Z001082.D
Analysis Method: 8270D | Date Collected: 03/31/2022 14:20
Extract. Method: 3550C | Date Extracted: 04/01/2022 15:46
Sample wt/vol: 30.39(g) | Date Analyzed: 04/04/2022 15:00
Con. Extract Vol.: 1(mL) | Dilution Factor: 1
Injection Volume: 1(uL) | Level: (low/med) Low
% Moisture: 19.9 | GPC Cleanup:(Y/N) N
Analysis Batch No.: 620273 | Units: ug/Kg

CAS NO.	COMPOUND NAME	RESULT	Q	RL	MDL
83-32-9	Acenaphthene	210	U	210	31
208-96-8	Acenaphthylene	210	U	210	27
120-12-7	Anthracene	210	U	210	52
56-55-3	Benzo[a]anthracene	210	U	210	21
50-32-8	Benzo[a]pyrene	210	U	210	31
205-99-2	Benzo[b]fluoranthene	210	U	210	33
191-24-2	Benzo[g,h,i]perylene	210	U	210	22
207-08-9	Benzo[k]fluoranthene	210	U	210	27
218-01-9	Chrysene	210	U	210	47
53-70-3	Dibenz(a,h)anthracene	210	U	210	37
206-44-0	Fluoranthene	210	U	210	22
86-73-7	Fluorene	210	U	210	25
193-39-5	Indeno[1,2,3-cd]pyrene	210	U	210	26
91-20-3	Naphthalene	210	U	210	27
129-00-0	Pyrene	210	U	210	25
85-01-8	Phenanthrene	210	U	210	31

CAS NO.	SURROGATE	%REC	Q	LIMITS
118-79-6	2,4,6-Tribromophenol (Surr)	109		54-120
321-60-8	2-Fluorobiphenyl (Surr)	98		60-120
367-12-4	2-Fluorophenol (Surr)	88		52-120
4165-62-2	Phenol-d5 (Surr)	92		54-120
1718-51-0	p-Terphenyl-d14 (Surr)	111		79-130
4165-60-0	Nitrobenzene-d5 (Surr)	91		53-120

FORM I
GC/MS SEMI VOA ORGANICS ANALYSIS DATA SHEET

Lab Name: Eurofins Buffalo | Job No.: 480-196325-1
SDG No.:
Client Sample ID: T3-WEST | Lab Sample ID: 480-196325-4
Matrix: Solid | Lab File ID: Z001083.D
Analysis Method: 8270D | Date Collected: 03/31/2022 14:40
Extract. Method: 3550C | Date Extracted: 04/01/2022 15:46
Sample wt/vol: 30.67(g) | Date Analyzed: 04/04/2022 15:17
Con. Extract Vol.: 1(mL) | Dilution Factor: 1
Injection Volume: 1(uL) | Level: (low/med) Low
% Moisture: 19.2 | GPC Cleanup:(Y/N) N
Analysis Batch No.: 620273 | Units: ug/Kg

CAS NO.	COMPOUND NAME	RESULT	Q	RL	MDL
83-32-9	Acenaphthene	210	U	210	30
208-96-8	Acenaphthylene	210	U	210	27
120-12-7	Anthracene	210	U	210	51
56-55-3	Benzo[a]anthracene	210	U	210	21
50-32-8	Benzo[a]pyrene	210	U	210	30
205-99-2	Benzo[b]fluoranthene	210	U	210	33
191-24-2	Benzo[g,h,i]perylene	210	U	210	22
207-08-9	Benzo[k]fluoranthene	210	U	210	27
218-01-9	Chrysene	210	U	210	46
53-70-3	Dibenz(a,h)anthracene	210	U	210	36
206-44-0	Fluoranthene	210	U	210	22
86-73-7	Fluorene	210	U	210	24
193-39-5	Indeno[1,2,3-cd]pyrene	210	U	210	25
91-20-3	Naphthalene	210	U	210	27
129-00-0	Pyrene	210	U	210	24
85-01-8	Phenanthrene	210	U	210	30

CAS NO.	SURROGATE	%REC	Q	LIMITS
118-79-6	2,4,6-Tribromophenol (Surr)	92		54-120
321-60-8	2-Fluorobiphenyl (Surr)	85		60-120
367-12-4	2-Fluorophenol (Surr)	75		52-120
4165-62-2	Phenol-d5 (Surr)	79		54-120
1718-51-0	p-Terphenyl-d14 (Surr)	94		79-130
4165-60-0	Nitrobenzene-d5 (Surr)	80		53-120

FORM I
GC/MS SEMI VOA ORGANICS ANALYSIS DATA SHEET

Lab Name: Eurofins Buffalo
Job No.: 480-196325-1
SDG No.:
Client Sample ID: T3-SOUTH
Lab Sample ID: 480-196325-5
Matrix: Solid
Lab File ID: Z001084.D
Analysis Method: 8270D
Date Collected: 03/31/2022 15:00
Extract. Method: 3550C
Date Extracted: 04/01/2022 15:46
Sample wt/vol: 30.12(g)
Date Analyzed: 04/04/2022 15:34
Con. Extract Vol.: 1(mL)
Dilution Factor: 1
Injection Volume: 1(uL)
Level: (low/med) Low
% Moisture: 20.4
GPC Cleanup:(Y/N) N
Analysis Batch No.: 620273
Units: ug/Kg

CAS NO.	COMPOUND NAME	RESULT	Q	RL	MDL
83-32-9	Acenaphthene	210	U	210	31
208-96-8	Acenaphthylene	210	U	210	28
120-12-7	Anthracene	210	U	210	53
56-55-3	Benzo[a]anthracene	210	U	210	21
50-32-8	Benzo[a]pyrene	210	U	210	31
205-99-2	Benzo[b]fluoranthene	210	U	210	34
191-24-2	Benzo[g,h,i]perylene	210	U	210	23
207-08-9	Benzo[k]fluoranthene	210	U	210	28
218-01-9	Chrysene	210	U	210	48
53-70-3	Dibenz(a,h)anthracene	210	U	210	38
206-44-0	Fluoranthene	210	U	210	23
86-73-7	Fluorene	210	U	210	25
193-39-5	Indeno[1,2,3-cd]pyrene	210	U	210	26
91-20-3	Naphthalene	210	U	210	28
129-00-0	Pyrene	210	U	210	25
85-01-8	Phenanthrene	210	U	210	31

CAS NO.	SURROGATE	%REC	Q	LIMITS
118-79-6	2,4,6-Tribromophenol (Surr)	95		54-120
321-60-8	2-Fluorobiphenyl (Surr)	88		60-120
367-12-4	2-Fluorophenol (Surr)	83		52-120
4165-62-2	Phenol-d5 (Surr)	84		54-120
1718-51-0	p-Terphenyl-d14 (Surr)	95		79-130
4165-60-0	Nitrobenzene-d5 (Surr)	86		53-120

FORM I
GC/MS SEMI VOA ORGANICS ANALYSIS DATA SHEET

Lab Name: Eurofins Buffalo | Job No.: 480-196325-1
SDG No.:
Client Sample ID: T3-BOTTOM | Lab Sample ID: 480-196325-6
Matrix: Solid | Lab File ID: Z001085.D
Analysis Method: 8270D | Date Collected: 03/31/2022 15:15
Extract. Method: 3550C | Date Extracted: 04/01/2022 15:46
Sample wt/vol: 30.71(g) | Date Analyzed: 04/04/2022 15:52
Con. Extract Vol.: 1(mL) | Dilution Factor: 1
Injection Volume: 1(uL) | Level: (low/med) Low
% Moisture: 17.5 | GPC Cleanup:(Y/N) N
Analysis Batch No.: 620273 | Units: ug/Kg

CAS NO.	COMPOUND NAME	RESULT	Q	RL	MDL
83-32-9	Acenaphthene	200	U	200	30
208-96-8	Acenaphthylene	200	U	200	26
120-12-7	Anthracene	200	U	200	50
56-55-3	Benzo[a]anthracene	200	U	200	20
50-32-8	Benzo[a]pyrene	200	U	200	30
205-99-2	Benzo[b]fluoranthene	200	U	200	32
191-24-2	Benzo[g,h,i]perylene	200	U	200	21
207-08-9	Benzo[k]fluoranthene	200	U	200	26
218-01-9	Chrysene	200	U	200	45
53-70-3	Dibenz(a,h)anthracene	200	U	200	36
206-44-0	Fluoranthene	200	U	200	21
86-73-7	Fluorene	200	U	200	24
193-39-5	Indeno[1,2,3-cd]pyrene	200	U	200	25
91-20-3	Naphthalene	200	U	200	26
129-00-0	Pyrene	200	U	200	24
85-01-8	Phenanthrene	200	U	200	30

CAS NO.	SURROGATE	%REC	Q	LIMITS
118-79-6	2,4,6-Tribromophenol (Surr)	96		54-120
321-60-8	2-Fluorobiphenyl (Surr)	89		60-120
367-12-4	2-Fluorophenol (Surr)	81		52-120
4165-62-2	Phenol-d5 (Surr)	84		54-120
1718-51-0	p-Terphenyl-d14 (Surr)	95		79-130
4165-60-0	Nitrobenzene-d5 (Surr)	84		53-120

FORM I
GC/MS SEMI VOA ORGANICS ANALYSIS DATA SHEET

Lab Name: Eurofins Buffalo | Job No.: 480-196325-1
SDG No.:
Client Sample ID: T1-2 B1 | Lab Sample ID: 480-196325-7
Matrix: Solid | Lab File ID: Z001086.D
Analysis Method: 8270D | Date Collected: 03/31/2022 14:30
Extract. Method: 3550C | Date Extracted: 04/01/2022 15:46
Sample wt/vol: 30.85(g) | Date Analyzed: 04/04/2022 16:09
Con. Extract Vol.: 1(mL) | Dilution Factor: 1
Injection Volume: 1(uL) | Level: (low/med) Low
% Moisture: 17.3 | GPC Cleanup:(Y/N) N
Analysis Batch No.: 620273 | Units: ug/Kg

CAS NO.	COMPOUND NAME	RESULT	Q	RL	MDL
83-32-9	Acenaphthene	200	U	200	29
208-96-8	Acenaphthylene	200	U	200	26
120-12-7	Anthracene	200	U	200	49
56-55-3	Benzo[a]anthracene	200	U	200	20
50-32-8	Benzo[a]pyrene	200	U	200	29
205-99-2	Benzo[b]fluoranthene	200	U	200	32
191-24-2	Benzo[g,h,i]perylene	200	U	200	21
207-08-9	Benzo[k]fluoranthene	200	U	200	26
218-01-9	Chrysene	200	U	200	45
53-70-3	Dibenz(a,h)anthracene	200	U	200	35
206-44-0	Fluoranthene	200	U	200	21
86-73-7	Fluorene	200	U	200	24
193-39-5	Indeno[1,2,3-cd]pyrene	200	U	200	25
91-20-3	Naphthalene	200	U	200	26
129-00-0	Pyrene	200	U	200	24
85-01-8	Phenanthrene	200	U	200	29

CAS NO.	SURROGATE	%REC	Q	LIMITS
118-79-6	2,4,6-Tribromophenol (Surr)	90		54-120
321-60-8	2-Fluorobiphenyl (Surr)	79		60-120
367-12-4	2-Fluorophenol (Surr)	70		52-120
4165-62-2	Phenol-d5 (Surr)	73		54-120
1718-51-0	p-Terphenyl-d14 (Surr)	93		79-130
4165-60-0	Nitrobenzene-d5 (Surr)	72		53-120

FORM I
GC/MS SEMI VOA ORGANICS ANALYSIS DATA SHEET

Lab Name: Eurofins Buffalo | Job No.: 480-196325-1
SDG No.:
Client Sample ID: SWNW-1 | Lab Sample ID: 480-196325-8
Matrix: Solid | Lab File ID: Z001087.D
Analysis Method: 8270D | Date Collected: 03/31/2022 13:30
Extract. Method: 3550C | Date Extracted: 04/01/2022 15:46
Sample wt/vol: 30.38(g) | Date Analyzed: 04/04/2022 16:26
Con. Extract Vol.: 1(mL) | Dilution Factor: 1
Injection Volume: 1(uL) | Level: (low/med) Low
% Moisture: 20.7 | GPC Cleanup:(Y/N) N
Analysis Batch No.: 620273 | Units: ug/Kg

CAS NO.	COMPOUND NAME	RESULT	Q	RL	MDL	
95-95-4	2,4,5-Trichlorophenol	210	U	210	57	
88-06-2	2,4,6-Trichlorophenol	210	U	210	42	
120-83-2	2,4-Dichlorophenol	210	U	210	22	
105-67-9	2,4-Dimethylphenol	210	U	210	51	
51-28-5	2,4-Dinitrophenol	2100	U	2100	980	UJ
121-14-2	2,4-Dinitrotoluene	210	U	210	44	
606-20-2	2,6-Dinitrotoluene	210	U	210	25	
91-58-7	2-Chloronaphthalene	210	U	210	35	
95-57-8	2-Chlorophenol	410	U	410	39	
91-57-6	2-Methylnaphthalene	210	U	210	42	
95-48-7	2-Methylphenol	210	U	210	25	
88-74-4	2-Nitroaniline	410	U	410	31	
88-75-5	2-Nitrophenol	210	U	210	60	
91-94-1	3,3'-Dichlorobenzidine	410	U	410	250	
99-09-2	3-Nitroaniline	410	U	410	59	
534-52-1	4,6-Dinitro-2-methylphenol	410	U	410	210	UJ
101-55-3	4-Bromophenyl phenyl ether	210	U	210	30	
59-50-7	4-Chloro-3-methylphenol	210	U	210	52	
106-47-8	4-Chloroaniline	210	U	210	52	
7005-72-3	4-Chlorophenyl phenyl ether	210	U	210	26	
106-44-5	4-Methylphenol	410	U	410	25	
100-01-6	4-Nitroaniline	410	U	410	110	
100-02-7	4-Nitrophenol	410	U	410	150	
83-32-9	Acenaphthene	210	U	210	31	
208-96-8	Acenaphthylene	210	U	210	27	
98-86-2	Acetophenone	210	U	210	29	
120-12-7	Anthracene	210	U	210	52	
1912-24-9	Atrazine	210	U	210	73	
100-52-7	Benzaldehyde	210	U	210	170	
56-55-3	Benzo[a]anthracene	210	U	210	21	
50-32-8	Benzo[a]pyrene	210	U	210	31	
205-99-2	Benzo[b]fluoranthene	210	U	210	34	
191-24-2	Benzo[g,h,i]perylene	210	U	210	22	
207-08-9	Benzo[k]fluoranthene	210	U	210	27	

MKP 5/4/2022

FORM I
GC/MS SEMI VOA ORGANICS ANALYSIS DATA SHEET

Lab Name: Eurofins Buffalo | Job No.: 480-196325-1
SDG No.:
Client Sample ID: SWNW-1 | Lab Sample ID: 480-196325-8
Matrix: Solid | Lab File ID: Z001087.D
Analysis Method: 8270D | Date Collected: 03/31/2022 13:30
Extract. Method: 3550C | Date Extracted: 04/01/2022 15:46
Sample wt/vol: 30.38(g) | Date Analyzed: 04/04/2022 16:26
Con. Extract Vol.: 1(mL) | Dilution Factor: 1
Injection Volume: 1(uL) | Level: (low/med) Low
% Moisture: 20.7 | GPC Cleanup:(Y/N) N
Analysis Batch No.: 620273 | Units: ug/Kg

CAS NO.	COMPOUND NAME	RESULT	Q	RL	MDL
92-52-4	Biphenyl	210	U	210	31
108-60-1	bis (2-chloroisopropyl) ether	210	U	210	42
111-91-1	Bis(2-chloroethoxy)methane	210	U	210	45
111-44-4	Bis(2-chloroethyl)ether	210	U	210	27
117-81-7	Bis(2-ethylhexyl) phthalate	210	U	210	72
85-68-7	Butyl benzyl phthalate	36	J	210	35
105-60-2	Caprolactam	210	U	210	64
86-74-8	Carbazole	210	U	210	25
218-01-9	Chrysene	210	U	210	47
53-70-3	Dibenz(a,h)anthracene	210	U	210	37
132-64-9	Dibenzofuran	210	U	210	25
84-66-2	Diethyl phthalate	210	U	210	27
131-11-3	Dimethyl phthalate	210	U	210	25
84-74-2	Di-n-butyl phthalate	210	U	210	36
117-84-0	Di-n-octyl phthalate	210	U	210	25
206-44-0	Fluoranthene	210	U	210	22
86-73-7	Fluorene	210	U	210	25
118-74-1	Hexachlorobenzene	210	U	210	29
87-68-3	Hexachlorobutadiene	210	U	210	31
77-47-4	Hexachlorocyclopentadiene	210	U	210	29
67-72-1	Hexachloroethane	210	U	210	27
193-39-5	Indeno[1,2,3-cd]pyrene	210	U	210	26
78-59-1	Isophorone	210	U	210	45
91-20-3	Naphthalene	210	U	210	27
98-95-3	Nitrobenzene	210	U	210	24
621-64-7	N-Nitrosodi-n-propylamine	210	U	210	36
86-30-6	N-Nitrosodiphenylamine	210	U	210	170
87-86-5	Pentachlorophenol	410	U	410	210
85-01-8	Phenanthrene	210	U	210	31
108-95-2	Phenol	210	U	210	32
129-00-0	Pyrene	210	U	210	25

FORM I
GC/MS SEMI VOA ORGANICS ANALYSIS DATA SHEET

Lab Name: Eurofins Buffalo | Job No.: 480-196325-1
SDG No.:
Client Sample ID: SWNW-2 | Lab Sample ID: 480-196325-9
Matrix: Solid | Lab File ID: Z001088.D
Analysis Method: 8270D | Date Collected: 03/31/2022 13:40
Extract. Method: 3550C | Date Extracted: 04/01/2022 15:46
Sample wt/vol: 30.47(g) | Date Analyzed: 04/04/2022 16:43
Con. Extract Vol.: 1(mL) | Dilution Factor: 1
Injection Volume: 1(uL) | Level: (low/med) Low
% Moisture: 17.8 | GPC Cleanup:(Y/N) N
Analysis Batch No.: 620273 | Units: ug/Kg

CAS NO.	COMPOUND NAME	RESULT	Q	RL	MDL	
95-95-4	2,4,5-Trichlorophenol	200	U	200	55	
88-06-2	2,4,6-Trichlorophenol	200	U	200	41	
120-83-2	2,4-Dichlorophenol	200	U	200	22	
105-67-9	2,4-Dimethylphenol	200	U	200	49	
51-28-5	2,4-Dinitrophenol	2000	U	2000	940	UJ
121-14-2	2,4-Dinitrotoluene	200	U	200	42	
606-20-2	2,6-Dinitrotoluene	200	U	200	24	
91-58-7	2-Chloronaphthalene	200	U	200	34	
95-57-8	2-Chlorophenol	400	U	400	37	
91-57-6	2-Methylnaphthalene	200	U	200	41	
95-48-7	2-Methylphenol	200	U	200	24	
88-74-4	2-Nitroaniline	400	U	400	30	
88-75-5	2-Nitrophenol	200	U	200	57	
91-94-1	3,3'-Dichlorobenzidine	400	U	400	240	
99-09-2	3-Nitroaniline	400	U	400	56	
534-52-1	4,6-Dinitro-2-methylphenol	400	U	400	200	UJ
101-55-3	4-Bromophenyl phenyl ether	200	U	200	29	
59-50-7	4-Chloro-3-methylphenol	200	U	200	50	
106-47-8	4-Chloroaniline	200	U	200	50	
7005-72-3	4-Chlorophenyl phenyl ether	200	U	200	25	
106-44-5	4-Methylphenol	400	U	400	24	
100-01-6	4-Nitroaniline	400	U	400	110	
100-02-7	4-Nitrophenol	400	U	400	140	
83-32-9	Acenaphthene	200	U	200	30	
208-96-8	Acenaphthylene	200	U	200	26	
98-86-2	Acetophenone	200	U	200	28	
120-12-7	Anthracene	200	U	200	50	
1912-24-9	Atrazine	200	U	200	71	
100-52-7	Benzaldehyde	200	U	200	160	
56-55-3	Benzo[a]anthracene	200	U	200	20	
50-32-8	Benzo[a]pyrene	200	U	200	30	
205-99-2	Benzo[b]fluoranthene	200	U	200	32	
191-24-2	Benzo[g,h,i]perylene	200	U	200	22	
207-08-9	Benzo[k]fluoranthene	200	U	200	26	

MKP 5/4/2022

FORM I
GC/MS SEMI VOA ORGANICS ANALYSIS DATA SHEET

Lab Name: Eurofins Buffalo | Job No.: 480-196325-1
SDG No.:
Client Sample ID: SWNW-2 | Lab Sample ID: 480-196325-9
Matrix: Solid | Lab File ID: Z001088.D
Analysis Method: 8270D | Date Collected: 03/31/2022 13:40
Extract. Method: 3550C | Date Extracted: 04/01/2022 15:46
Sample wt/vol: 30.47(g) | Date Analyzed: 04/04/2022 16:43
Con. Extract Vol.: 1(mL) | Dilution Factor: 1
Injection Volume: 1(uL) | Level: (low/med) Low
% Moisture: 17.8 | GPC Cleanup:(Y/N) N
Analysis Batch No.: 620273 | Units: ug/Kg

CAS NO.	COMPOUND NAME	RESULT	Q	RL	MDL
92-52-4	Biphenyl	200	U	200	30
108-60-1	bis (2-chloroisopropyl) ether	200	U	200	41
111-91-1	Bis(2-chloroethoxy)methane	200	U	200	43
111-44-4	Bis(2-chloroethyl)ether	200	U	200	26
117-81-7	Bis(2-ethylhexyl) phthalate	200	U	200	69
85-68-7	Butyl benzyl phthalate	200	U	200	34
105-60-2	Caprolactam	200	U	200	61
86-74-8	Carbazole	200	U	200	24
218-01-9	Chrysene	200	U	200	46
53-70-3	Dibenz(a,h)anthracene	200	U	200	36
132-64-9	Dibenzofuran	200	U	200	24
84-66-2	Diethyl phthalate	200	U	200	26
131-11-3	Dimethyl phthalate	200	U	200	24
84-74-2	Di-n-butyl phthalate	200	U	200	35
117-84-0	Di-n-octyl phthalate	200	U	200	24
206-44-0	Fluoranthene	200	U	200	22
86-73-7	Fluorene	200	U	200	24
118-74-1	Hexachlorobenzene	200	U	200	28
87-68-3	Hexachlorobutadiene	200	U	200	30
77-47-4	Hexachlorocyclopentadiene	200	U	200	28
67-72-1	Hexachloroethane	200	U	200	26
193-39-5	Indeno[1,2,3-cd]pyrene	200	U	200	25
78-59-1	Isophorone	200	U	200	43
91-20-3	Naphthalene	200	U	200	26
98-95-3	Nitrobenzene	200	U	200	23
621-64-7	N-Nitrosodi-n-propylamine	200	U	200	35
86-30-6	N-Nitrosodiphenylamine	200	U	200	170
87-86-5	Pentachlorophenol	400	U	400	200
85-01-8	Phenanthrene	200	U	200	30
108-95-2	Phenol	200	U	200	31
129-00-0	Pyrene	200	U	200	24

Method 8081B

Organochlorine Pesticides (GC) by Method 8081B

FORM I
PESTICIDES ORGANICS ANALYSIS DATA SHEET

Lab Name: Eurofins Buffalo | Job No.: 480-196325-1

SDG No.:

Client Sample ID: SWNW-1 | Lab Sample ID: 480-196325-8

Matrix: Solid | Lab File ID: 5_51406.D

Analysis Method: 8081B | Date Collected: 03/31/2022 13:30

Extraction Method: 3550C | Date Extracted: 04/04/2022 15:36

Sample wt/vol: 30.24(g) | Date Analyzed: 04/05/2022 11:32

Con. Extract Vol.: 10(mL) | Dilution Factor: 1

Injection Volume: 1(uL) | GC Column: RTX-CLPI ID: 0.53(mm)

% Moisture: 20.7 | GPC Cleanup:(Y/N) N

Analysis Batch No.: 620411 | Units: ug/Kg

CAS NO.	COMPOUND NAME	RESULT	Q	RL	MDL
72-54-8	4,4'-DDD	2.1	U	2.1	0.41
72-55-9	4,4'-DDE	2.1	U	2.1	0.44
50-29-3	4,4'-DDT	2.1 UJ ~~1.1~~	J B	2.1	0.49
309-00-2	Aldrin	2.1	U	2.1	0.51
319-84-6	alpha-BHC	2.1	U	2.1	0.38
319-85-7	beta-BHC	2.1	U	2.1	0.38
5103-71-9	cis-Chlordane	2.1	U	2.1	1.0
319-86-8	delta-BHC	2.1	U	2.1	0.39
60-57-1	Dieldrin	2.1	U	2.1	0.50
959-98-8	Endosulfan I	2.1	U	2.1	0.40
33213-65-9	Endosulfan II	2.1	U	2.1	0.38
1031-07-8	Endosulfan sulfate	2.1	U	2.1	0.39
72-20-8	Endrin	2.1	U	2.1	0.41
7421-93-4	Endrin aldehyde	2.1	U	2.1	0.53
53494-70-5	Endrin ketone	2.1	U	2.1	0.51
58-89-9	gamma-BHC (Lindane)	2.1	U	2.1	0.38
76-44-8	Heptachlor	2.1	U	2.1	0.45
1024-57-3	Heptachlor epoxide	2.1	U	2.1	0.54
72-43-5	Methoxychlor	1.1	J	2.1	0.43
8001-35-2	Toxaphene	21	U	21	12
5103-74-2	trans-Chlordane	2.1	U	2.1	0.66

CAS NO.	SURROGATE	%REC	Q	LIMITS
2051-24-3	DCB Decachlorobiphenyl	75		45-120
877-09-8	Tetrachloro-m-xylene	74		30-124

MKP 5/4/2022

FORM I
PESTICIDES ORGANICS ANALYSIS DATA SHEET

Lab Name: Eurofins Buffalo
Job No.: 480-196325-1
SDG No.:
Client Sample ID: SWNW-2
Lab Sample ID: 480-196325-9
Matrix: Solid
Lab File ID: 5_51407.D
Analysis Method: 8081B
Date Collected: 03/31/2022 13:40
Extraction Method: 3550C
Date Extracted: 04/04/2022 15:36
Sample wt/vol: 30.46(g)
Date Analyzed: 04/05/2022 11:52
Con. Extract Vol.: 10(mL)
Dilution Factor: 1
Injection Volume: 1(uL)
GC Column: RTX-CLPI ID: 0.53(mm)
% Moisture: 17.8
GPC Cleanup:(Y/N) N
Analysis Batch No.: 620411
Units: ug/Kg

CAS NO.	COMPOUND NAME	RESULT	Q	RL	MDL
72-54-8	4,4'-DDD	2.0	U	2.0	0.39
72-55-9	4,4'-DDE	2.0	U	2.0	0.42
50-29-3	4,4'-DDT	2.0	U	2.0	0.47
309-00-2	Aldrin	2.0	U	2.0	0.49
319-84-6	alpha-BHC	2.0	U	2.0	0.36
319-85-7	beta-BHC	2.0	U	2.0	0.36
5103-71-9	cis-Chlordane	2.0	U	2.0	0.99
319-86-8	delta-BHC	2.0	U	2.0	0.37
60-57-1	Dieldrin	2.0	U	2.0	0.48
959-98-8	Endosulfan I	2.0	U	2.0	0.38
33213-65-9	Endosulfan II	2.0	U	2.0	0.36
1031-07-8	Endosulfan sulfate	2.0	U	2.0	0.37
72-20-8	Endrin	2.0	U	2.0	0.40
7421-93-4	Endrin aldehyde	2.0	U	2.0	0.51
53494-70-5	Endrin ketone	2.0	U	2.0	0.49
58-89-9	gamma-BHC (Lindane)	2.0	U	2.0	0.37
76-44-8	Heptachlor	2.0	U	2.0	0.43
1024-57-3	Heptachlor epoxide	2.0	U	2.0	0.52
72-43-5	Methoxychlor	2.0	U	2.0	0.41
8001-35-2	Toxaphene	20	U	20	12
5103-74-2	trans-Chlordane	2.0	U	2.0	0.63

CAS NO.	SURROGATE	%REC	Q	LIMITS
2051-24-3	DCB Decachlorobiphenyl	78		45-120
877-09-8	Tetrachloro-m-xylene	80		30-124

Method 8082A

Polychlorinated Biphenyls (PCBs) (GC) by Method 8082A

No data validation qualifiers were added

MKP 5/4/2022

FORM I
PCBS ORGANICS ANALYSIS DATA SHEET

Lab Name: Eurofins Buffalo
Job No.: 480-196325-1
SDG No.:
Client Sample ID: SWNW-1
Lab Sample ID: 480-196325-8
Matrix: Solid
Lab File ID: 6_106-229.D
Analysis Method: 8082A
Date Collected: 03/31/2022 13:30
Extraction Method: 3550C
Date Extracted: 04/04/2022 08:14
Sample wt/vol: 2.16(g)
Date Analyzed: 04/05/2022 00:10
Con. Extract Vol.: 10(mL)
Dilution Factor: 1
Injection Volume: 1(uL)
GC Column: ZB-5 ID: 0.53(mm)
% Moisture: 20.7
GPC Cleanup:(Y/N) N
Analysis Batch No.: 620361
Units: mg/Kg

CAS NO.	COMPOUND NAME	RESULT	Q	RL	MDL
12674-11-2	PCB-1016	0.29	U	0.29	0.057
11104-28-2	PCB-1221	0.29	U	0.29	0.057
11141-16-5	PCB-1232	0.29	U	0.29	0.057
53469-21-9	PCB-1242	0.29	U	0.29	0.057
12672-29-6	PCB-1248	0.29	U	0.29	0.057
11097-69-1	PCB-1254	0.29	U	0.29	0.14
11096-82-5	PCB-1260	0.29	U	0.29	0.14

CAS NO.	SURROGATE	%REC	Q	LIMITS
2051-24-3	DCB Decachlorobiphenyl	101		65-174
877-09-8	Tetrachloro-m-xylene	115		60-154

FORM I
PCBS ORGANICS ANALYSIS DATA SHEET

Lab Name: Eurofins Buffalo
Job No.: 480-196325-1
SDG No.:
Client Sample ID: SWNW-2
Lab Sample ID: 480-196325-9
Matrix: Solid
Lab File ID: 6_106-228.D
Analysis Method: 8082A
Date Collected: 03/31/2022 13:40
Extraction Method: 3550C
Date Extracted: 04/04/2022 08:14
Sample wt/vol: 2.07(g)
Date Analyzed: 04/04/2022 23:57
Con. Extract Vol.: 10(mL)
Dilution Factor: 1
Injection Volume: 1(uL)
GC Column: ZB-5 ID: 0.53(mm)
% Moisture: 17.8
GPC Cleanup:(Y/N) N
Analysis Batch No.: 620361
Units: mg/Kg

CAS NO.	COMPOUND NAME	RESULT	Q	RL	MDL
12674-11-2	PCB-1016	0.29	U	0.29	0.057
11104-28-2	PCB-1221	0.29	U	0.29	0.057
11141-16-5	PCB-1232	0.29	U	0.29	0.057
53469-21-9	PCB-1242	0.29	U	0.29	0.057
12672-29-6	PCB-1248	0.29	U	0.29	0.057
11097-69-1	PCB-1254	0.29	U	0.29	0.14
11096-82-5	PCB-1260	0.29	U	0.29	0.14

CAS NO.	SURROGATE	%REC	Q	LIMITS
2051-24-3	DCB Decachlorobiphenyl	101		65-174
877-09-8	Tetrachloro-m-xylene	123		60-154

METALS

No data validation qualifiers were added

MKP 5/4/2022

COVER PAGE
METALS

Lab Name: Eurofins Buffalo Job Number: 480-196325-1

SDG No.:

Project: Project #1 - Pilgrim Village Family

Client Sample ID	Lab Sample ID
SWNW-1	480-196325-8
SWNW-2	480-196325-9

Comments:

1A-IN
INORGANIC ANALYSIS DATA SHEET
METALS

Client Sample ID: SWNW-1
Lab Sample ID: 480-196325-8
Lab Name: Eurofins Buffalo
Job No.: 480-196325-1
SDG ID.:
Matrix: Solid
Date Sampled: 03/31/2022 13:30
Reporting Basis: DRY
Date Received: 04/01/2022 10:00
% Solids: 79.3

CAS No.	Analyte	Result	RL	MDL	Units	C	Q	DIL	Method
7429-90-5	Aluminum	26300	12.2	5.4	mg/Kg			1	6010C
7440-36-0	Antimony	0.91	18.4	0.49	mg/Kg	J		1	6010C
7440-38-2	Arsenic	4.3	2.4	0.49	mg/Kg			1	6010C
7440-39-3	Barium	160	0.61	0.13	mg/Kg			1	6010C
7440-41-7	Beryllium	1.1	0.24	0.034	mg/Kg			1	6010C
7440-43-9	Cadmium	0.24	0.24	0.037	mg/Kg	U		1	6010C
7440-70-2	Calcium	30400	61.2	4.0	mg/Kg		B	1	6010C
7440-47-3	Chromium	31.9	0.61	0.24	mg/Kg			1	6010C
7440-48-4	Cobalt	11.7	0.61	0.061	mg/Kg			1	6010C
7440-50-8	Copper	20.5	1.2	0.26	mg/Kg			1	6010C
7439-89-6	Iron	27300	12.2	4.3	mg/Kg			1	6010C
7439-92-1	Lead	17.5	1.2	0.29	mg/Kg			1	6010C
7439-95-4	Magnesium	16500	24.5	1.1	mg/Kg			1	6010C
7439-96-5	Manganese	561	0.24	0.039	mg/Kg			1	6010C
7440-02-0	Nickel	33.3	6.1	0.28	mg/Kg			1	6010C
7440-09-7	Potassium	7760	36.7	24.5	mg/Kg			1	6010C
7782-49-2	Selenium	4.9	4.9	0.49	mg/Kg	U		1	6010C
7440-22-4	Silver	0.73	0.73	0.24	mg/Kg	U		1	6010C
7440-23-5	Sodium	254	171	15.9	mg/Kg			1	6010C
7440-28-0	Thallium	7.3	7.3	0.37	mg/Kg	U		1	6010C
7440-62-2	Vanadium	48.6	0.61	0.13	mg/Kg			1	6010C
7440-66-6	Zinc	73.3	2.4	0.78	mg/Kg			1	6010C
7439-97-6	Mercury	0.021	0.026	0.0060	mg/Kg	J		1	7471B

1A-IN
INORGANIC ANALYSIS DATA SHEET
METALS

Client Sample ID: SWNW-2
Lab Sample ID: 480-196325-9
Lab Name: Eurofins Buffalo
Job No.: 480-196325-1
SDG ID.:
Matrix: Solid
Date Sampled: 03/31/2022 13:40
Reporting Basis: DRY
Date Received: 04/01/2022 10:00
% Solids: 82.2

CAS No.	Analyte	Result	RL	MDL	Units	C	Q	DIL	Method
7429-90-5	Aluminum	27400	12.9	5.7	mg/Kg			1	6010C
7440-36-0	Antimony	1.6	19.3	0.52	mg/Kg	J		1	6010C
7440-38-2	Arsenic	7.0	2.6	0.52	mg/Kg			1	6010C
7440-39-3	Barium	152	0.64	0.14	mg/Kg			1	6010C
7440-41-7	Beryllium	1.2	0.26	0.036	mg/Kg			1	6010C
7440-43-9	Cadmium	0.26	0.26	0.039	mg/Kg	U		1	6010C
7440-70-2	Calcium	4010	64.4	4.2	mg/Kg		B	1	6010C
7440-47-3	Chromium	33.9	0.64	0.26	mg/Kg			1	6010C
7440-48-4	Cobalt	16.0	0.64	0.064	mg/Kg			1	6010C
7440-50-8	Copper	23.6	1.3	0.27	mg/Kg			1	6010C
7439-89-6	Iron	32700	12.9	4.5	mg/Kg			1	6010C
7439-92-1	Lead	20.2	1.3	0.31	mg/Kg			1	6010C
7439-95-4	Magnesium	8200	25.8	1.2	mg/Kg			1	6010C
7439-96-5	Manganese	357	0.26	0.041	mg/Kg			1	6010C
7440-02-0	Nickel	38.6	6.4	0.30	mg/Kg			1	6010C
7440-09-7	Potassium	6660	38.6	25.8	mg/Kg			1	6010C
7782-49-2	Selenium	5.2	5.2	0.52	mg/Kg	U		1	6010C
7440-22-4	Silver	0.77	0.77	0.26	mg/Kg	U		1	6010C
7440-23-5	Sodium	239	180	16.7	mg/Kg			1	6010C
7440-28-0	Thallium	7.7	7.7	0.39	mg/Kg	U		1	6010C
7440-62-2	Vanadium	51.4	0.64	0.14	mg/Kg			1	6010C
7440-66-6	Zinc	77.2	2.6	0.82	mg/Kg			1	6010C
7439-97-6	Mercury	0.017	0.024	0.0056	mg/Kg	J		1	7471B

GENERAL CHEMISTRY

No data validation qualifiers were added

MKP 5/4/2022

COVER PAGE
GENERAL CHEMISTRY

Lab Name: Eurofins Buffalo Job Number: 480-196325-1

SDG No.:

Project: Project #1 - Pilgrim Village Family

Client Sample ID	Lab Sample ID
T1-2 EAST	480-196325-1
T1-2 WEST	480-196325-2
T1-2 SOUTH	480-196325-3
T3-WEST	480-196325-4
T3-SOUTH	480-196325-5
T3-BOTTOM	480-196325-6
T1-2 B1	480-196325-7
SWNW-1	480-196325-8
SWNW-2	480-196325-9

Comments:

General Chemistry Raw Data Report

Job ID: 480-196325-1

Batch: 620143 **Analyst Initials: IMZ**

Method: Moisture **Instrument: No Equipment Used for this Test**

Lab Sample ID: 480-196325-A-1 Analysis Date: Apr 01, 2022 17:28

Analyte	Detector	Dilution	Raw Result	Unit
Percent Moisture	None	1	17.8973717146433	%
Percent Solids	None	1	82.1026282853567	%

Lab Sample ID: 480-196325-A-2 Analysis Date: Apr 01, 2022 17:28

Analyte	Detector	Dilution	Raw Result	Unit
Percent Moisture	None	1	19.4679564691656	%
Percent Solids	None	1	80.5320435308344	%

Lab Sample ID: 480-196325-A-3 Analysis Date: Apr 01, 2022 17:28

Analyte	Detector	Dilution	Raw Result	Unit
Percent Moisture	None	1	19.8963730569948	%
Percent Solids	None	1	80.1036269430052	%

Lab Sample ID: 480-196325-A-4 Analysis Date: Apr 01, 2022 17:28

Analyte	Detector	Dilution	Raw Result	Unit
Percent Moisture	None	1	19.1518467852257	%
Percent Solids	None	1	80.8481532147743	%

Lab Sample ID: 480-196325-A-5 Analysis Date: Apr 01, 2022 17:28

Analyte	Detector	Dilution	Raw Result	Unit
Percent Moisture	None	1	20.3747072599532	%
Percent Solids	None	1	79.6252927400468	%

Lab Sample ID: 480-196325-A-6 Analysis Date: Apr 01, 2022 17:28

Analyte	Detector	Dilution	Raw Result	Unit
Percent Moisture	None	1	17.4922600619195	%
Percent Solids	None	1	82.5077399380805	%

Lab Sample ID: 480-196325-A-7 Analysis Date: Apr 01, 2022 17:28

Analyte	Detector	Dilution	Raw Result	Unit
Percent Moisture	None	1	17.2932330827068	%
Percent Solids	None	1	82.7067669172932	%

Lab Sample ID: 480-196325-A-8 Analysis Date: Apr 01, 2022 17:28

Analyte	Detector	Dilution	Raw Result	Unit
Percent Moisture	None	1	20.704845814978	%
Percent Solids	None	1	79.295154185022	%

Lab Sample ID: 480-196325-A-9 Analysis Date: Apr 01, 2022 17:28

Analyte	Detector	Dilution	Raw Result	Unit
Percent Moisture	None	1	17.7777777777778	%
Percent Solids	None	1	82.2222222222222	%

Appendix B

Laboratory QC Documentation

FORM II
GC/MS VOA SURROGATE RECOVERY

Lab Name: Eurofins Buffalo Job No.: 480-196325-1

SDG No.:

Matrix: Solid Level: Low

GC Column (1): ZB-624 (30) ID: 0.25(mm)

Client Sample ID	Lab Sample ID	DBFM #	DCA #	TOL #	BFB #
T1-2 EAST	480-196325-1	100	99	82	61 S1-
T1-2 WEST	480-196325-2	99	99	101	97
T1-2 SOUTH	480-196325-3	97	97	103	90
T3-WEST	480-196325-4	98	98	101	96
T3-SOUTH	480-196325-5	97	98	100	96
T3-BOTTOM	480-196325-6	96	101	101	97
T1-2 B1	480-196325-7	97	99	101	94
SWNW-1	480-196325-8	97	100	99	96
SWNW-2	480-196325-9	95	97	100	94
	MB 480-620245/2-A	95	97	100	98
	LCS 480-620245/1-A	98	97	102	97
SWNW-2 MS	480-196325-9 MS	93	86	104	94
SWNW-2 MSD	480-196325-9 MSD	93	84	104	93

	QC LIMITS
DBFM = Dibromofluoromethane (Surr)	60-140
DCA = 1,2-Dichloroethane-d4 (Surr)	64-126
TOL = Toluene-d8 (Surr)	71-125
BFB = 4-Bromofluorobenzene (Surr)	72-126

Column to be used to flag recovery values

FORM II 8260C

FORM III
GC/MS VOA MATRIX SPIKE RECOVERY

Lab Name: Eurofins Buffalo Job No.: 480-196325-1

SDG No.:

Matrix: Solid Level: Low Lab File ID: M03071.D

Lab ID: 480-196325-9 MS Client ID: SWNW-2 MS

COMPOUND	SPIKE ADDED (ug/Kg)	SAMPLE CONCENTRATION (ug/Kg)	MS CONCENTRATION (ug/Kg)	MS % REC	QC LIMITS REC	#
1,1,1-Trichloroethane	60.6	6.1 U	58.1	96	77-121	vs
1,1,2,2-Tetrachloroethane	60.6	6.1 U	46.1	76	80-120	vs F1
1,1,2-Trichloro-1,2,2-trifluoroethane	60.6	6.1 U	52.7	87	60-140	vs
1,1,2-Trichloroethane	60.6	6.1 U	51.8	85	78-122	vs
1,1-Dichloroethane	60.6	6.1 U	58.5	97	73-126	vs
1,1-Dichloroethene	60.6	6.1 U	56.9	94	59-125	vs
1,2,4-Trichlorobenzene	60.6	6.1 U	32.7	54	64-120	vs F1
m-Xylene & p-Xylene	60.6	12 U	54.7	90	70-130	vs
1,2-Dibromo-3-Chloropropane	60.6	6.1 U	37.9	63	63-124	vs
1,2-Dibromoethane	60.6	6.1 U	48.2	80	78-120	vs
1,2-Dichlorobenzene	60.6	6.1 U	45.7	75	75-120	vs
1,2-Dichloroethane	60.6	6.1 U	50.3	83	77-122	vs
o-Xylene	60.6	6.1 U	55.5	92	70-130	vs
1,2-Dichloropropane	60.6	6.1 U	55.4	91	75-124	vs
1,3-Dichlorobenzene	60.6	6.1 U	46.5	77	74-120	vs
1,4-Dichlorobenzene	60.6	6.1 U	45.6	75	73-120	vs
2-Butanone (MEK)	303	30 U	168	55	70-134	vs F1
2-Hexanone	303	30 U	175	58	59-130	vs F1
4-Methyl-2-pentanone (MIBK)	303	30 U	204	67	65-133	vs
Acetone	303	30 U	166	55	61-137	vs F1
Benzene	60.6	6.1 U	57.4	95	79-127	vs
Bromodichloromethane	60.6	6.1 U	54.4	90	80-122	vs
Bromoform	60.6	6.1 U	43.8	72	68-126	vs
Bromomethane	60.6	6.1 U	60.1	99	37-149	vs
Carbon disulfide	60.6	6.1 U	55.3	91	64-131	vs
Carbon tetrachloride	60.6	6.1 U	56.6	93	75-135	vs
Chlorobenzene	60.6	6.1 U	54.7	90	76-124	vs
Chloroethane	60.6	6.1 U	60.0	99	69-135	vs
Chloroform	60.6	6.1 U	56.6	93	80-120	vs
Chloromethane	60.6	6.1 U	58.8	97	63-127	vs
cis-1,2-Dichloroethene	60.6	6.1 U	57.7	95	80-120	vs
cis-1,3-Dichloropropene	60.6	6.1 U	51.2	85	80-120	vs
Cyclohexane	60.6	6.1 U	50.2	83	65-120	vs
Dibromochloromethane	60.6	6.1 U	53.0	87	76-125	vs
Dichlorodifluoromethane	60.6	6.1 U	53.4	88	57-142	vs
Ethylbenzene	60.6	6.1 U	55.6	92	80-120	vs
Isopropylbenzene	60.6	6.1 U	58.0	96	72-120	vs
Methyl acetate	121	30 U	75.0	62	55-136	vs
Methyl tert-butyl ether	60.6	6.1 U	48.5	80	63-125	vs
Methylcyclohexane	60.6	6.1 U	45.4	75	60-140	vs
Methylene Chloride	60.6	9.8	69.0	98	61-127	vs

Column to be used to flag recovery and RPD values

FORM III 8260C

FORM III
GC/MS VOA MATRIX SPIKE DUPLICATE RECOVERY

Lab Name: Eurofins Buffalo Job No.: 480-196325-1

SDG No.:

Matrix: Solid Level: Low Lab File ID: M03072.D

Lab ID: 480-196325-9 MSD Client ID: SWNW-2 MSD

COMPOUND	SPIKE ADDED (ug/Kg)	MSD CONCENTRATION (ug/Kg)	MSD % REC	% RPD	QC LIMITS RPD	QC LIMITS REC	#
1,1,1-Trichloroethane	60.1	55.5	92	5	30	77-121	vs
1,1,2,2-Tetrachloroethane	60.1	45.8	76	1	30	80-120	vs F1
1,1,2-Trichloro-1,2,2-trifluoroethane	60.1	48.7	81	8	30	60-140	vs
1,1,2-Trichloroethane	60.1	50.0	83	4	30	78-122	vs
1,1-Dichloroethane	60.1	55.8	93	5	30	73-126	vs
1,1-Dichloroethene	60.1	54.4	90	5	30	59-125	vs
1,2,4-Trichlorobenzene	60.1	29.9	50	9	30	64-120	vs F1
m-Xylene & p-Xylene	60.1	52.1	87	5	30	70-130	vs
1,2-Dibromo-3-Chloropropane	60.1	36.6	61	4	30	63-124	vs F1
1,2-Dibromoethane	60.1	46.5	77	4	30	78-120	vs F1
1,2-Dichlorobenzene	60.1	43.6	72	5	30	75-120	vs F1
1,2-Dichloroethane	60.1	48.5	81	4	30	77-122	vs
o-Xylene	60.1	52.7	88	5	30	70-130	vs
1,2-Dichloropropane	60.1	53.2	88	4	30	75-124	vs
1,3-Dichlorobenzene	60.1	44.6	74	4	30	74-120	vs
1,4-Dichlorobenzene	60.1	44.2	73	3	30	73-120	vs
2-Butanone (MEK)	300	170	56	1	30	70-134	vs F1
2-Hexanone	300	180	60	3	30	59-130	vs
4-Methyl-2-pentanone (MIBK)	300	200	67	2	30	65-133	vs
Acetone	300	165	55	0	30	61-137	vs F1
Benzene	60.1	55.8	93	3	30	79-127	vs
Bromodichloromethane	60.1	53.9	90	1	30	80-122	vs
Bromoform	60.1	42.6	71	3	30	68-126	vs
Bromomethane	60.1	59.7	99	1	30	37-149	vs
Carbon disulfide	60.1	52.1	87	6	30	64-131	vs
Carbon tetrachloride	60.1	54.2	90	4	30	75-135	vs
Chlorobenzene	60.1	51.8	86	5	30	76-124	vs
Chloroethane	60.1	58.8	98	2	30	69-135	vs
Chloroform	60.1	54.8	91	3	30	80-120	vs
Chloromethane	60.1	56.5	94	4	30	63-127	vs
cis-1,2-Dichloroethene	60.1	55.1	92	5	30	80-120	vs
cis-1,3-Dichloropropene	60.1	51.0	85	0	30	80-120	vs
Cyclohexane	60.1	46.4	77	8	30	65-120	vs
Dibromochloromethane	60.1	51.8	86	2	30	76-125	vs
Dichlorodifluoromethane	60.1	50.3	84	6	30	57-142	vs
Ethylbenzene	60.1	53.2	88	5	30	80-120	vs
Isopropylbenzene	60.1	56.3	94	3	30	72-120	vs
Methyl acetate	120	74.1	62	1	30	55-136	vs
Methyl tert-butyl ether	60.1	47.0	78	3	30	63-125	vs
Methylcyclohexane	60.1	42.9	71	6	30	60-140	vs
Methylene Chloride	60.1	67.6	96	2	30	61-127	vs

Column to be used to flag recovery and RPD values

FORM III 8260C

FORM VII
GC/MS SEMI VOA CONTINUING CALIBRATION DATA

Lab Name: Eurofins Buffalo Job No.: 480-196325-1

SDG No.:

Lab Sample ID: CCVIS 480-620273/3 Calibration Date: 04/04/2022 09:53

Instrument ID: HP5977Z Calib Start Date: 03/09/2022 10:38

GC Column: Intuvo DB-5MS ID: 0.18(mm) Calib End Date: 03/09/2022 12:37

Lab File ID: Z001064.D Conc. Units: ug/L

ANALYTE	CURVE TYPE	AVE RRF	RRF	MIN RRF	CALC AMOUNT	SPIKE AMOUNT	%D	MAX %D
Biphenyl	Ave	1.499	1.483	0.0100	49500	50000	-1.1	20.0
2-Chloronaphthalene	Ave	1.175	1.171	0.8000	49800	50000	-0.3	20.0
2-Nitroaniline	Lin2		0.3207	0.0100	43200	50000	-13.7	20.0
Dimethyl phthalate	Ave	1.337	1.335	0.0100	49900	50000	-0.1	20.0
1,3-Dinitrobenzene	Lin2		0.1111	0.0100	49900	50000	-0.2	20.0
2,6-Dinitrotoluene	Lin2		0.2815	0.2000	48200	50000	-3.6	20.0
Acenaphthylene	Ave	1.818	1.820	0.9000	50100	50000	0.1	20.0
3-Nitroaniline	Lin2		0.3034	0.0100	48700	50000	-2.5	20.0
Acenaphthene	Ave	1.221	1.193	0.9000	48800	50000	-2.4	20.0
2,4-Dinitrophenol	Lin1		0.0922	0.0100	71800	100000	-28.2*	20.0
4-Nitrophenol	Lin2		0.1713	0.0100	90300	100000	-9.7	20.0
2,4-Dinitrotoluene	Lin2		0.3790	0.2000	48300	50000	-3.3	20.0
Dibenzofuran	Ave	1.691	1.672	0.8000	49400	50000	-1.1	20.0
2,3,4,6-Tetrachlorophenol	Lin2		0.3477	0.0100	50100	50000	0.1	20.0
Diethyl phthalate	Ave	1.358	1.325	0.0100	48800	50000	-2.5	20.0
Hexadecane	Ave	1.009	0.8522	0.0100	42200	50000	-15.6	20.0
Fluorene	Ave	1.353	1.353	0.9000	50000	50000	0.0	20.0
4-Chlorophenyl phenyl ether	Ave	0.6782	0.7133	0.4000	52600	50000	5.2	20.0
4-Nitroaniline	Lin2		0.2971	0.0100	46600	50000	-6.7	20.0
4,6-Dinitro-2-methylphenol	Lin1		0.0739	0.0100	79100	100000	-20.9*	20.0
Diphenylamine	Ave	0.5904	0.5764	0.0100	41700	42800	-2.4	20.0
N-Nitrosodiphenylamine	Ave	0.5048	0.4928	0.0100	48800	50000	-2.4	20.0
1,2-Diphenylhydrazine	Ave	1.409	1.327	0.0100	47100	50000	-5.9	20.0
trans-Azobenzene	Ave	0.7313	0.6586	0.0100	45000	50000	-9.9	20.0
4-Bromophenyl phenyl ether	Ave	0.2233	0.2339	0.1000	52400	50000	4.7	20.0
Hexachlorobenzene	Ave	0.2738	0.2991	0.1000	54600	50000	9.3	20.0
Atrazine	Ave	0.3827	0.4023	0.0100	52600	50000	5.1	20.0
Pentachlorophenol	Lin2		0.1395	0.0500	91900	100000	-8.1	20.0
n-Octadecane	Lin2		0.4399	0.0100	40200	50000	-19.7	20.0
Phenanthrene	Ave	1.061	1.024	0.7000	48300	50000	-3.4	20.0
Anthracene	Ave	1.068	1.051	0.7000	49200	50000	-1.6	20.0
Carbazole	Ave	0.9569	0.9357	0.0100	48900	50000	-2.2	20.0
Di-n-butyl phthalate	Lin2		1.117	0.0100	45900	50000	-8.3	20.0
Fluoranthene	Ave	1.164	1.182	0.6000	50800	50000	1.6	20.0
Benzidine	Ave	0.6191	0.4193	0.0100	33900	50000	-32.3	50.0
Pyrene	Ave	1.265	1.253	0.6000	49500	50000	-0.9	20.0
Butyl benzyl phthalate	Lin2		0.4645	0.0100	44300	50000	-11.4	20.0
3,3'-Dichlorobenzidine	Lin2		0.4646	0.0100	48000	50000	-4.0	50.0
Benzo[a]anthracene	Ave	1.225	1.191	0.8000	48600	50000	-2.7	20.0
Chrysene	Ave	1.234	1.220	0.7000	49400	50000	-1.2	20.0
Bis(2-ethylhexyl) phthalate	Lin2		0.6936	0.0100	44500	50000	-11.1	20.0

FORM X
IDENTIFICATION SUMMARY

Lab Name: Eurofins Buffalo Job No.: 480-196325-1

SDG No.:

Client Sample ID: SWNW-1 Lab Sample ID: 480-196325-8

Instrument ID (1): HP6890-5 Instrument ID (2): HP6890-5

Date Analyzed (1): 04/05/2022 11:32 Date Analyzed (2): 04/05/2022 11:32

GC Column (1): RTX-CLPI ID: 0.53(mm) GC Column (2): RTX-CLPII ID: 0.53(mm)

ANALYTE	COL	PEAK	RT	RT WINDOW		CONCENTRATION		RPD
				FROM	TO	PEAK	MEAN	
4,4'-DDT	1		5.16	5.12	5.18	1.1		31.3
	2		6.53	6.47	6.53	1.6		
Methoxychlor	1		5.69	5.64	5.70	1.1		22.8
	2		7.22	7.16	7.22	1.3		

FORM X 8081B

FORM I
PESTICIDES ORGANICS ANALYSIS DATA SHEET

Lab Name: Eurofins Buffalo
Job No.: 480-196325-1
SDG No.:
Client Sample ID:
Lab Sample ID: MB 480-620374/1-A
Matrix: Solid
Lab File ID: 5_51401.D
Analysis Method: 8081B
Date Collected:
Extraction Method: 3550C
Date Extracted: 04/04/2022 15:36
Sample wt/vol: 30.73(g)
Date Analyzed: 04/05/2022 09:55
Con. Extract Vol.: 10(mL)
Dilution Factor: 1
Injection Volume: 1(uL)
GC Column: RTX-CLPI ID: 0.53(mm)
% Moisture:
GPC Cleanup:(Y/N) N
Analysis Batch No.: 620411
Units: ug/Kg

CAS NO.	COMPOUND NAME	RESULT	Q	RL	MDL
72-54-8	4,4'-DDD	1.6	U	1.6	0.32
72-55-9	4,4'-DDE	1.6	U	1.6	0.34
50-29-3	4,4'-DDT	0.783	J	1.6	0.38
309-00-2	Aldrin	1.6	U	1.6	0.40
319-84-6	alpha-BHC	1.6	U	1.6	0.29
319-85-7	beta-BHC	1.6	U	1.6	0.29
5103-71-9	cis-Chlordane	1.6	U	1.6	0.81
319-86-8	delta-BHC	1.6	U	1.6	0.30
60-57-1	Dieldrin	1.6	U	1.6	0.39
959-98-8	Endosulfan I	1.6	U	1.6	0.31
33213-65-9	Endosulfan II	1.6	U	1.6	0.29
1031-07-8	Endosulfan sulfate	1.6	U	1.6	0.30
72-20-8	Endrin	1.6	U	1.6	0.32
7421-93-4	Endrin aldehyde	1.6	U	1.6	0.42
53494-70-5	Endrin ketone	1.6	U	1.6	0.40
58-89-9	gamma-BHC (Lindane)	1.6	U	1.6	0.30
76-44-8	Heptachlor	1.6	U	1.6	0.35
1024-57-3	Heptachlor epoxide	1.6	U	1.6	0.42
72-43-5	Methoxychlor	1.6	U	1.6	0.33
8001-35-2	Toxaphene	16	U	16	9.5
5103-74-2	trans-Chlordane	1.6	U	1.6	0.52

CAS NO.	SURROGATE	%REC	Q	LIMITS
2051-24-3	DCB Decachlorobiphenyl	69		45-120
877-09-8	Tetrachloro-m-xylene	54		30-124

3-IN
METHOD BLANK
METALS

Lab Name: Eurofins Buffalo Job No.: 480-196325-1

SDG No.:

Concentration Units: mg/Kg Lab Sample ID: MB 480-620351/1-A

Instrument Code: ICAP1 Batch No.: 620612

CAS No.	Analyte	Concentration	C	Q	Method
7429-90-5	Aluminum	10.5	U		6010C
7440-36-0	Antimony	15.7	U		6010C
7440-38-2	Arsenic	2.1	U		6010C
7440-39-3	Barium	0.52	U		6010C
7440-41-7	Beryllium	0.21	U		6010C
7440-43-9	Cadmium	0.21	U		6010C
7440-70-2	Calcium	3.79	J		6010C
7440-47-3	Chromium	0.52	U		6010C
7440-48-4	Cobalt	0.52	U		6010C
7440-50-8	Copper	1.0	U		6010C
7439-89-6	Iron	10.5	U		6010C
7439-92-1	Lead	1.0	U		6010C
7439-95-4	Magnesium	20.9	U		6010C
7439-96-5	Manganese	0.21	U		6010C
7440-02-0	Nickel	5.2	U		6010C
7440-09-7	Potassium	31.4	U		6010C
7782-49-2	Selenium	4.2	U		6010C
7440-22-4	Silver	0.63	U		6010C
7440-23-5	Sodium	146	U		6010C
7440-28-0	Thallium	6.3	U		6010C
7440-62-2	Vanadium	0.52	U		6010C

Appendix C

Validator Qualifications

KENNETH R. APPLIN
Geochemist/Data Validator

Ph.D., Geochemistry and Mineralogy, The Pennsylvania State University

M.S., Geochemistry and Mineralogy, The Pennsylvania State University

B.A., Geological Sciences, SUNY at Geneseo, NY

Dr. Applin has over 35 years of experience working with the geochemistry of natural waters. His prior experience includes working as an Assistant Professor of Geology at the University of Missouri-Columbia and as Chief Hydrogeologist and Geochemist with a leading engineering firm in Rochester, NY. In 1993, he established KR Applin and Associates, a small consulting business that focuses on the geochemistry of natural waters, especially as applied to problems involving the contamination of groundwater and surface water.

Dr. Applin is also an experienced analytical data validator and has provided data validation services since 1994 to a variety of clients performing brownfield cleanup projects, hazardous waste remediation, groundwater monitoring at solid waste facilities, and other projects requiring third-party data validation. Dr. Applin has several years of hands-on experience with the laboratory analysis of natural waters and has successfully completed the USEPA Region II certification courses for performing inorganic and organic analytical data validation.

MICHAEL K. PERRY
Chemist/Data Validator

B.S. Chemistry, Georgia State University, Atlanta, GA

A.A.S., Chemical Technology, Alfred State College, Alfred, NY

Mr. Perry has over 30 years of experience in the analytical laboratory business. During his early career, he spent several years as a laboratory analyst performing the analysis of soil, water, and air samples for inorganic and organic chemical parameters. During his last 20 years in the environmental laboratory business, he managed and directed two major analytical laboratories in Rochester, NY. His management responsibilities included oversight of the daily operations of the lab, staff training and supervision, the selection, purchase, and maintenance of analytical instruments, the introduction of new laboratory methods, analytical quality assurance and quality control, data acquisition and management, and other business-related activities.

Mr. Perry has an extensive working knowledge of the methods and procedures used for sampling and analyzing both inorganic and organic analytes in soil, water, and air. He is an accomplished laboratory chemist and is familiar with the analytical methods and procedures established under the USEPA Contract Laboratory Protocols (CLP), the NYSDEC Analytical Services Protocols (ASP), and the NYSDOH Environmental Laboratory Approval Program (ELAP).

DATA USABILITY SUMMARY REPORT (DUSR)

Pilgrim Village Family
951 Ellicott St.
Buffalo, NY 14209
NYSDEC BCP # C915362

SDG: J196699-1
7 soil samples

Prepared for:

BE3 Corp.
960 Busti Avenue
Suite 150-B
Buffalo, NY 14213
Attention: Dalton Stack

May 2022

EDU *Environmental Data Usability 10028 Deer Park Dr. Dansville, NY 14437 585-991-9156*

Table of Contents

Page No.

REVIEWER'S NARRATIVE

1.0 SUMMARY 1

2.0 INTRODUCTION 1

3.0 SAMPLE AND ANALYSIS SUMMARY 2

4.0 GUIDANCE DOCUMENTS AND DATA REVIEW CRITERIA 2

5.0 DATA VALIDATION QUALIFIERS 3

6.0 RESULTS OF THE DATA REVIEW 4

7.0 TOTAL USABLE DATA 4

APPENDIX A Validated Analytical Results
APPENDIX B Laboratory QC Documentation
APPENDIX C Validator Qualifications

Tables

Table 4-1 Data Validation Guidance Documents
Table 4-2 Quality Control Criteria for Validating Laboratory Analytical Data

Summaries of Validated Results
Table 6-1 VOCs
Table 6-2 SVOCs
Table 6-3 Metals

REVIEWER'S NARRATIVE
BE3 SDG J196699-1: Pilgrim Village Family

The data associated with this Sample Delivery Group (SDG) J196699-1, analyzed by Eurofins Buffalo, Buffalo, NY have been reviewed in accordance with assessment criteria provided by the New York State Department of Environmental Conservation following the review procedures provided in the USEPA Functional Guidelines for evaluating organic and inorganic data.

All analytical results reported by the laboratory are considered valid and acceptable except results that have been qualified as rejected, “R”. Results qualified as estimated “J”, or as non-detects, “U”, are considered usable for the purpose of evaluating water and/or soil quality. However, these qualifiers indicate that the accuracy and/or precision of the analytical result is questionable. A summary of all data that have been qualified and the reasons for qualification are provided in the following data usability summary report (DUSR).

Two facts should be noted by all data users. First, the “R” qualifier means that the associated value is unusable. In other words, due to significant quality control (QC) problems, the analysis is invalid and provides no information as to whether the analyte is present or not. Values qualified with an “R” should not appear on the final data tables because they cannot be relied upon, even as the last resort. Second, no analyte concentration, even if it has passed all QC tests, is guaranteed to be accurate. Strict QC serves to increase confidence in data, but any value potentially contains error.

Reviewer's Signature: Michael K. Perry Date: 5/4/2022

Michael K. Perry
Chemist

1.0 SUMMARY

SITE:	Pilgrim Village Family 951 Ellicott St. Buffalo, NY 14209
SAMPLING DATE:	April 12, 2022
SAMPLE TYPE:	7 soil samples
LABORATORY:	Eurofins Buffalo Buffalo, NY
SDG No.:	J196699-1

2.0 INTRODUCTION

This data usability summary report (DUSR) was prepared in accordance with guidance provided by the New York State Department of Environmental Conservation (NYSDEC). The DUSR is based on a review and evaluation of the laboratory analytical data package. Specifically, the NYSDEC guidance recommends review and evaluation of the following elements of the data package:

- Completeness of the data package as defined under the requirements of the NYSDEC Analytical Services Protocols (ASP) Category B or the United States Environmental Protection Agency (USEPA) Contract Laboratory Program (CLP) deliverables,
- Compliance with established analyte holding times,
- Adherence to quality control (QC) limits and specifications for blanks, instrument tuning and calibration, surrogate recoveries, spike recoveries, laboratory duplicate analyses, and other QC criteria,
- Adherence to established analytical protocols,
- Conformance of data summary sheets with raw analytical data, and
- Use of correct data qualifiers.

Data deficiencies, analytical protocol deviations, and quality control problems identified using the review criteria above and their effect on the analytical results are discussed in this report.

3.0 SAMPLE AND ANALYSIS SUMMARY

The data package consists of analytical results for seven soil samples collected on April 12, 2022. These samples were analyzed for Volatile Organic Compounds (VOCs), Semi-volatile Organic Compounds (SVOCs), and Metals.

All analyses were performed by Eurofins Buffalo, Buffalo, NY and analyzed as SDG J196699-1. The analytical results were provided in NYSDEC ASP Category B format, which includes all raw analytical data and laboratory QC data.

4.0 GUIDANCE DOCUMENTS AND DATA REVIEW CRITERIA

The guidance documents appropriate for reviewing laboratory quality control (QC) data and assigning data qualifiers (flags) to analytical results were selected from those listed in Table 4-1. The QC limits established in the documents applicable to this data review were used to assess the quality of the analytical results. In some cases, however, QC limits established internally by the laboratory were taken into account to determine data quality.

The QC criteria considered for assessing the usability of the reported analytical results provided for each analyte type (i.e. VOCs, SVOCs, metals, etc.) are listed in Table 4-2. These criteria may vary with the analytical method utilized by the laboratory. These criteria comply with the guidance recommended in Section 2.0 above.

5.0 DATA VALIDATION QUALIFIERS

The letter qualifiers (flags) used to define data usability are described briefly below. These letters are assigned by the data validator to analytical results having questionable accuracy and/or precision as determined by reviewing the laboratory QC data associated with the analytical results.

TABLE 4-1

Guidance Used For Validating Laboratory Analytical Data

Analyte Group	Guidance	Date
Metals (ICP-AES)	USEPA SOP HW-3a, Rev. 1	September 2016
Metals (Hg & CN)	USEPA SOP HW-3c, Rev. 1	September 2016
Volatile Organic Compounds (by Methods 8260B & 8260C)	USEPA SOP HW-24, Rev. 4	September 2014
Semi-Volatile Organic Compounds (by Method 8270D)	USEPA SOP HW-22 Rev. 5	December 2010
Pesticides (by Method 8181B)	USEPA SOP HW-44, Rev. 1.1	December 2010
Chlorinated Herbicides (by Method 8151A)	USEPA SOP HW-17, Rev. 3.1	December 2010
Polychlorinated Biphenyls (PCBs)	USEPA SOP HW-37A, Rev. 0	June 2015
Volatile Organic Compounds (Air) (by Method TO-15)	USEPA SOP HW-31, Rev. 6	September 2016
Per- and PolyFluoroAlkyl Substances (PFAS)	* NYSDEC	January 2021
General Chemistry Parameters	per NYSDEC ASP	July 2005

* Sampling, Analysis, and Assessment of Per- and Polyfluoroalkyl Substances (PFAS) Under NYSDEC's Part 375 Remedial Programs, Appendix I

TABLE 4-2

QUALITY CONTROL CRITERIA USED FOR VALIDATING LABORATORY ANALYTICAL DATA

VOCs	SVOCs	Pesticides/PCBs	Metals	Gen Chemistry	PFAS
Completeness of Pkg	Completeness of Pkg	Completeness of Pkg	Completeness of Pkg	Completeness of Pkg	Completeness of Pkg
Sample Preservation	Sample Preservation	Sample Preservation	Sample Preservation	Sample Preservation	Sample Preservation
Holding Time	Holding Time	Holding Time	Holding Time	Holding Times	Holding Time
System Monitoring Compounds	Surrogate Recoveries	Surrogate Recoveries	Initial/Continuing Calibration	Calibration	Instr Performance Check
Lab Control Sample	Lab Control Sample	Matrix Spikes	CRDL Standards	Lab Control Samples	Initial Calibration
Matrix Spikes	Matrix Spikes	Blanks	Blanks	Blanks	Continuing Calibration
Blanks	Blanks	Instrument Calibration & Verification	Interference Check Sample	Spike Recoveries	Blanks
Instrument Tuning	Instrument Tuning	Comparison of duplicate GC column results	Spike Recoveries	Lab Duplicates	Surrogates
Internal Standards	Internal Standards	Analyte ID	Lab Duplicate		Lab Fortified Blank
Initial Calibration	Initial Calibration	Lab Qualifiers	Lab Control Sample		Matrix Spikes
Continuing Calibration	Continuing Calibration	Field Duplicate	ICP Serial Dilutions		Internal Standards
Lab Qualifiers	Lab Qualifiers		Lab Qualifiers		
Field Duplicate	Field Duplicate		Field Duplicate		

Method TO-15 (Air)
Completeness of Pkg
Sample Preservation
Holding Time
Canister Certification
Instrument Tuning
Initial Calibration and Instrument Performance
Daily Calibration
Blanks
Lab Control Sample
Field Duplicate

The laboratory may also use various letters and symbols to flag analytical results generated when QC limits were exceeded. The meanings of these flags may differ from those used by the independent data validator. Those used by the laboratory are provided with the analytical results.

NOTE: The assignment of data qualifiers by the data reviewer (validator) to laboratory analytical results should not necessarily be interpreted by the data user as a measure of laboratory ability or proficiency. Rather, the qualifiers are intended to provide a measure of data accuracy and precision to the data user, which, for example, may provide a level of confidence in determining whether or not standards or cleanup objectives have been met.

U The analyte was analyzed for but was not detected at or above the sample quantitation limit.

J The analyte was positively identified; the associated numerical value is the *approximate* concentration of the analyte in the sample. (The magnitude of any ± value associated with the result is not determined by data validation).

J+ The result is an estimated quantity and may be biased high.

J- The result is an estimated quantity and may be biased low.

UJ The analyte was analyzed for but not detected. The reported quantitation limit is approximate and may inaccurate or imprecise.

R The sample result is rejected (i.e., is unusable) due to serious deficiencies in the ability to analyze the sample and meet quality control criteria. The presence or absence of the analyte cannot be verified.

NJ The analysis indicates the presence of an analyte that has been "tentatively identified" and the associated numerical value represents its approximate concentration.

The validated analytical results are attached to this report. Validation qualifiers (flags) are indicated in red print. Data sheets having qualified data are signed and dated by the data reviewer.

6.0 RESULTS OF THE DATA REVIEW

The results of the data review are summarized in Tables 6-1 through 6-3. The tables list the samples where QC criteria were found to exceed acceptable limits and the actions taken to qualify the associated analytical results.

7.0 TOTAL USABLE DATA

For SDG J196699-1, seven samples were analyzed and results were reported for 424. Even though some results were flagged with a "J" as estimated, all results (100 %) are considered usable. See the summary table for the analyses that have rejected/qualified and the corresponding QC reasons.

NOTE: 1) As noted by the laboratory, the soil samples were not collected following SW846 5035A protocol. This adds an element of uncertainty to the analytical results for volatile organic analytes (VOAs). Although not specifically indicated on the final data sheets with a "J" flag, the VOA analytical results should be considered estimated, but usable.

Table 6-1 8260 VOCs

SAMPLES AFFECTED	ANALYTES	ACTION	QC VIOLATION	COMMENTS
T1-2N	Toluene	CRQL-U	Detected in method blank	Data changed to non-detect
T1-2N	Isopropylbenzene tert-Butylbenzene sec-Butylbenzene 4-Isopropylbenzene n-Butylbenzene	J detects UJ non-detects	CCV > QC limit	Data are estimated

Table 6-2 8270 SVOCs

SAMPLES AFFECTED	ANALYTES	ACTION	QC VIOLATION	COMMENTS
none			none	

Table 6-3 Metals

SAMPLES AFFECTED	ANALYTES	ACTION	QC VIOLATION	COMMENTS
none			none	

ACRONYMS

BSP	Blank Spike
CCAL	Continuing Calibration
CCB	Continuing Calibration Blank
CCV	Continuing Calibration Verification
CRDL	Contract Required Detection Limit
CRQL	Contract Required Quantitation Limit
%D	Percent Difference
ICAL	Initial Calibration
ICB	Initial Calibration Blank
IS	Internal Standard
LCS	Laboratory Control Sample
MS/MSD	Matrix Spike/Matrix Spike Duplicate
QA	Quality Assurance
QC	Quality Control
%R	Percent recovery
RPD	Relative Percent Difference
RRF	Relative Response Factor
%RSD	Percent Relative Standard Deviation
TAL	Target Analyte List (metals)
TCL	Target Compound List (organics)

Appendix A

Validated Analytical Results

ANALYTICAL REPORT

Job Number: 480-196699-1

Job Description: Project #1 - Pilgrim Village Family

For:
Brydges Engineering in Environment & Energy DPC
960 Busti Ave
Suite B-150
Buffalo, NY 14213

Attention: Mr. Dalton Stack

Approved for release.
John Beninati
Project Manager
4/25/2022 8:44 AM

John Beninati, Project Manager
10 Hazelwood Drive, Amherst, NY, 14228-2298
(716)504-9874
John.Beninati@et.eurofinsus.com
04/25/2022

The test results in this report meet all NELAP requirements for parameters for which accreditation is required or available. Any exceptions to the NELAP requirements are noted in this report. Pursuant to NELAP, this report may not be reproduced, except in full, without the written approval of the laboratory. This report is confidential and is intended for the sole use of Eurofins Environment Testing Northeast, LLC Buffalo and its client. All questions regarding this report should be directed to the Eurofins Environment Testing Northeast, LLC Buffalo Project Manager or designee who has signed this report.

The test results in this report relate only to the samples as received by the laboratory and will meet all requirements of the methodology, with any exceptions noted. This report shall not be reproduced except in full, without the express written approval of the laboratory. All questions should be directed to the Eurofins Environment Testing Northeast, LLC Project Manager.

This report has been electronically signed and authorized by the signatory. Electronic signature is intended to be the legally binding equivalent of a traditionally handwritten signature.

Job Narrative
480-196699-1

Comments
No additional comments.

Receipt
The samples were received on 4/12/2022 at 4:00 PM. Unless otherwise noted below, the samples arrived in good condition, and where required, properly preserved and on ice. The temperature of the cooler at receipt was 16.5º C.

GC/MS VOA
Method 8260C: The following sample was analyzed using medium level soil analysis to bring the concentration of target analytes within the calibration range: T1-2B2 (480-196699-1). Elevated reporting limits (RLs) are provided.

Method 8260C: The continuing calibration verification (CCV) associated with batch 480-622194 recovered above the upper control limit for 4-Isopropyltoluene, Isopropylbenzene, n-Butylbenzene, sec-Butylbenzene and tert-Butylbenzene. The sample associated with this CCV was non-detect above the reporting limit for the affected analytes; therefore, the data has been reported. The associated sample is impacted: T1-2N (480-196699-2).

No additional analytical or quality issues were noted, other than those described above or in the Definitions/Glossary page.

GC/MS Semi VOA
No analytical or quality issues were noted, other than those described in the Definitions/Glossary page.

Metals
Method 6010C: The low level continuing calibration verification (CCVL 480-622241/43) recovered above the upper control limit for Total Barium. The samples associated with this CCVL were either less than the reporting limit (RL) for this analyte or contained this analyte at a concentration greater than 10X the value found in the CCVL; therefore, re-analysis of samples B-53A (480-196699-5), B-31A (480-196699-6) and B-32A (480-196699-7) was not performed.

No additional analytical or quality issues were noted, other than those described above or in the Definitions/Glossary page.

Organic Prep
No analytical or quality issues were noted, other than those described in the Definitions/Glossary page.

Sample Summary

Client: Brydges Engineering in Environment & Energy DPC
Job ID: 480-196699-1
Project/Site: Project #1 - Pilgrim Village Family

Lab Sample ID	Client Sample ID	Matrix	Collected	Received
480-196699-1	T1-2B2	Solid	04/12/22 07:45	04/12/22 16:00
480-196699-2	T1-2N	Solid	04/12/22 07:50	04/12/22 16:00
480-196699-3	T3N	Solid	04/12/22 07:55	04/12/22 16:00
480-196699-4	T3E	Solid	04/12/22 08:10	04/12/22 16:00
480-196699-5	B-53A	Solid	04/12/22 14:30	04/12/22 16:00
480-196699-6	B-31A	Solid	04/12/22 14:40	04/12/22 16:00
480-196699-7	B-32A	Solid	04/12/22 14:45	04/12/22 16:00

Eurofins TestAmerica, Buffalo
10 Hazelwood Drive
Amherst, NY 14228-2298
Phone (716) 691-2600 Phone (716) 691-7991

Chain of Custody Record

eurofins Environment Testing America

Client Information

Client Contact:	JASON BRYDGES
Company:	BE3
Address:	960 BUSTI AVE
City:	BUFFALO
State, Zip:	NY
Phone:	716-830-8636
Email:	jbrydges@Be3corp.com
Project Name:	PILGRIM - ~~FAMILY~~
Site:	FAMILY

Sampler:	LIBBY BRODERICK
Phone:	716-545-2143
PWSID:	
Due Date Requested:	4-19-2022
TAT Requested (days):	5 DAY
Compliance Project:	Δ Yes ✓ No
PO #:	
WO #:	
Project #:	
SSOW#:	

Lab PM:	~~Joe Giacomazza~~ JOHN BENINATI
E-Mail:	~~jvg@Eurofinset.com~~
Carrier Tracking No(s):	
State of Origin:	
COC No:	
Page:	Page 1 of __
Job #:	

Analysis Requested

480-196699 Chain of Custody

Preservation Codes:
A - HCL
B - NaOH
C - Zn Acetate
D - Nitric Acid
M - Hexane
N - None
O - AsNaO2
Na2O4S
Na2SO3
Na2S2O3
H2SO4
TSP Dodecahydrate
Acetone
MCAA
pH 4-5
Other (specify)

Sample Identification	Sample Date	Sample Time	Sample Type (C=comp, G=grab)	Matrix (W=water, S=solid, O=waste/oil, BT=Tissue, A=Air)	Field Filtered Sample (Yes or No)	Perform MS/MSD (Yes or No)	8270D-CPS1	8260C-CPS1	8260C-VOC's (TCL)	8270D-SVOC's (TCL)	6010C-(BA,AS,PB,ZN)	7471B	Total Number of	Special Instructions/Note:
			Preservation Code:											
T1-2B2	4-12-22	7:45	G	S	N	N	✓	✓					2	
T1-2N	4-12-22	7:50	G	S	N	N	✓	✓					2	
T3N	4-12-22	7:55	G	S	N	N	✓	✓					2	
T3E	4-12-22	8:10	G	S	N	N	✓	✓					2	
~~T4E~~	~~4-12-22~~	~~8:15~~	~~G~~	~~S~~	~~N~~	~~N~~	~~✓~~	~~✓~~					2	
B-53A	4-12-22	2:30	G	S	N	N	✓		✓	✓	✓	✓	2	
B-31A	4-12-22	2:40	G	S	N	N			✓	✓	✓	✓	2	
B-32A	4-12-22	2:45	G	S	N	N			✓	✓	✓	✓	2	

Possible Hazard Identification
☑ Non-Hazard ☐ Flammable ☐ Skin Irritant ☐ Poison B ☐ Unknown ☐ Radiological

Sample Disposal (A fee may be assessed if samples are retained longer than 1 month)
☐ Return To Client ☐ Disposal By Lab ☐ Archive For _____ Months

Deliverable Requested: I, II, III, IV, Other (specify) NYSDEC CAT II w/ EDD

Special Instructions/QC Requirements:

Empty Kit Relinquished by:	Date:	Time:	Method of Shipment:

Relinquished by:	Date/Time:	Company	Received by:	Date/Time:	Company
E Broderick	4-12-22 4:00	BE3	[signature]	4-12-22 4:00	ETA

Custody Seals Intact: Δ Yes Δ No

Custody Seal No.:

Cooler Temperature(s) °C and Other Remarks: 1615 #1 NO ICE

Ver: 01/16/2019

Method 8260C

Volatile Organic Compounds (GC/MS) by Method 8260C

FORM I
GC/MS VOA ORGANICS ANALYSIS DATA SHEET

Lab Name: Eurofins Buffalo | Job No.: 480-196699-1

SDG No.:

Client Sample ID: T1-2B2 | Lab Sample ID: 480-196699-1

Matrix: Solid | Lab File ID: N3019.D

Analysis Method: 8260C | Date Collected: 04/12/2022 07:45

Sample wt/vol: 5.2(g) | Date Analyzed: 04/15/2022 13:29

Soil Aliquot Vol: 100 (uL) | Dilution Factor: 1

Soil Extract Vol.: 10(mL) | GC Column: ZB-624 (20) ID: 0.18(mm)

% Moisture: 18.7 | Level: (low/med) Medium

Analysis Batch No.: 621882 | Units: ug/Kg

CAS NO.	COMPOUND NAME	RESULT	Q	RL	MDL
95-63-6	1,2,4-Trimethylbenzene	130	U	130	36
108-67-8	1,3,5-Trimethylbenzene	130	U	130	39
99-87-6	4-Isopropyltoluene	130	U	130	44
71-43-2	Benzene	130	U	130	25
100-41-4	Ethylbenzene	130	U	130	38
98-82-8	Isopropylbenzene	130	U	130	19
1634-04-4	Methyl tert-butyl ether	130	U	130	49
179601-23-1	m-Xylene & p-Xylene	310		260	72
91-20-3	Naphthalene	130	U	130	44
104-51-8	n-Butylbenzene	130	U	130	38
103-65-1	N-Propylbenzene	130	U	130	34
95-47-6	o-Xylene	130	U	130	17
135-98-8	sec-Butylbenzene	130	U	130	48
98-06-6	tert-Butylbenzene	130	U	130	36
108-88-3	Toluene	130	U	130	35
1330-20-7	Xylenes, Total	310		260	72

CAS NO.	SURROGATE	%REC	Q	LIMITS
17060-07-0	1,2-Dichloroethane-d4 (Surr)	93		53-146
460-00-4	4-Bromofluorobenzene (Surr)	101		49-148
1868-53-7	Dibromofluoromethane (Surr)	93		60-140
2037-26-5	Toluene-d8 (Surr)	107		50-149

FORM I
GC/MS VOA ORGANICS ANALYSIS DATA SHEET

Lab Name: Eurofins Buffalo | Job No.: 480-196699-1
SDG No.:
Client Sample ID: T1-2N | Lab Sample ID: 480-196699-2
Matrix: Solid | Lab File ID: M03263.D
Analysis Method: 8260C | Date Collected: 04/12/2022 07:50
Sample wt/vol: 5.01(g) | Date Analyzed: 04/18/2022 22:53
Soil Aliquot Vol: | Dilution Factor: 1
Soil Extract Vol.: | GC Column: ZB-624 (30) VOA ID: 0.25(mm)
% Moisture: 19.6 | Level: (low/med) Low
Analysis Batch No.: 622194 | Units: ug/Kg

CAS NO.	COMPOUND NAME	RESULT	Q	RL	MDL	
95-63-6	1,2,4-Trimethylbenzene	6.2	U vs	6.2	1.2	
108-67-8	1,3,5-Trimethylbenzene	6.2	U vs	6.2	0.40	
99-87-6	4-Isopropyltoluene	6.2	U vs	6.2	0.50	UJ
71-43-2	Benzene	0.34	J vs	6.2	0.30	
100-41-4	Ethylbenzene	6.2	U vs	6.2	0.43	
98-82-8	Isopropylbenzene	6.2	U vs	6.2	0.94	UJ
1634-04-4	Methyl tert-butyl ether	6.2	U vs	6.2	0.61	
179601-23-1	m-Xylene & p-Xylene	4.6	J vs	12	1.0	
91-20-3	Naphthalene	6.2	U vs	6.2	0.83	
104-51-8	n-Butylbenzene	6.2	U vs	6.2	0.54	UJ
103-65-1	N-Propylbenzene	6.2	U vs	6.2	0.50	
95-47-6	o-Xylene	6.2	U vs	6.2	0.81	
135-98-8	sec-Butylbenzene	6.2	U vs	6.2	0.54	UJ
98-06-6	tert-Butylbenzene	6.2	U vs	6.2	0.65	UJ
108-88-3	Toluene	6.2 UJ ~~1.2~~	J B vs	6.2	0.47	
1330-20-7	Xylenes, Total	4.6	J vs	12	1.0	

CAS NO.	SURROGATE	%REC	Q	LIMITS
17060-07-0	1,2-Dichloroethane-d4 (Surr)	103		64-126
460-00-4	4-Bromofluorobenzene (Surr)	89		72-126
1868-53-7	Dibromofluoromethane (Surr)	104		60-140
2037-26-5	Toluene-d8 (Surr)	105		71-125

MKP 5/4/2022

FORM I
GC/MS VOA ORGANICS ANALYSIS DATA SHEET

Lab Name: Eurofins Buffalo | Job No.: 480-196699-1
SDG No.:
Client Sample ID: T3N | Lab Sample ID: 480-196699-3
Matrix: Solid | Lab File ID: M03248.D
Analysis Method: 8260C | Date Collected: 04/12/2022 07:55
Sample wt/vol: 5.14(g) | Date Analyzed: 04/14/2022 20:46
Soil Aliquot Vol: | Dilution Factor: 1
Soil Extract Vol.: | GC Column: ZB-624 (30) VOA ID: 0.25(mm)
% Moisture: 19.8 | Level: (low/med) Low
Analysis Batch No.: 621752 | Units: ug/Kg

CAS NO.	COMPOUND NAME	RESULT	Q	RL	MDL
95-63-6	1,2,4-Trimethylbenzene	6.1	U vs	6.1	1.2
108-67-8	1,3,5-Trimethylbenzene	6.1	U vs	6.1	0.39
99-87-6	4-Isopropyltoluene	6.1	U vs	6.1	0.49
71-43-2	Benzene	6.1	U vs	6.1	0.30
100-41-4	Ethylbenzene	6.1	U vs	6.1	0.42
98-82-8	Isopropylbenzene	6.1	U vs	6.1	0.91
1634-04-4	Methyl tert-butyl ether	6.1	U vs	6.1	0.60
179601-23-1	m-Xylene & p-Xylene	12	U vs	12	1.0
91-20-3	Naphthalene	6.1	U vs	6.1	0.81
104-51-8	n-Butylbenzene	6.1	U vs	6.1	0.53
103-65-1	N-Propylbenzene	6.1	U vs	6.1	0.49
95-47-6	o-Xylene	6.1	U vs	6.1	0.79
135-98-8	sec-Butylbenzene	6.1	U vs	6.1	0.53
98-06-6	tert-Butylbenzene	6.1	U vs	6.1	0.63
108-88-3	Toluene	6.1	U vs	6.1	0.46
1330-20-7	Xylenes, Total	12	U vs	12	1.0

CAS NO.	SURROGATE	%REC	Q	LIMITS
17060-07-0	1,2-Dichloroethane-d4 (Surr)	101		64-126
460-00-4	4-Bromofluorobenzene (Surr)	92		72-126
1868-53-7	Dibromofluoromethane (Surr)	99		60-140
2037-26-5	Toluene-d8 (Surr)	101		71-125

FORM I
GC/MS VOA ORGANICS ANALYSIS DATA SHEET

Lab Name: Eurofins Buffalo
Job No.: 480-196699-1
SDG No.:
Client Sample ID: T3E
Lab Sample ID: 480-196699-4
Matrix: Solid
Lab File ID: M03249.D
Analysis Method: 8260C
Date Collected: 04/12/2022 08:10
Sample wt/vol: 5.1(g)
Date Analyzed: 04/14/2022 21:10
Soil Aliquot Vol:
Dilution Factor: 1
Soil Extract Vol.:
GC Column: ZB-624 (30) VOA ID: 0.25(mm)
% Moisture: 19.0
Level: (low/med) Low
Analysis Batch No.: 621752
Units: ug/Kg

CAS NO.	COMPOUND NAME	RESULT	Q	RL	MDL
95-63-6	1,2,4-Trimethylbenzene	6.1	U vs	6.1	1.2
108-67-8	1,3,5-Trimethylbenzene	6.1	U vs	6.1	0.39
99-87-6	4-Isopropyltoluene	6.1	U vs	6.1	0.49
71-43-2	Benzene	6.1	U vs	6.1	0.30
100-41-4	Ethylbenzene	6.1	U vs	6.1	0.42
98-82-8	Isopropylbenzene	6.1	U vs	6.1	0.91
1634-04-4	Methyl tert-butyl ether	6.1	U vs	6.1	0.59
179601-23-1	m-Xylene & p-Xylene	1.0	J vs	12	1.0
91-20-3	Naphthalene	6.1	U vs	6.1	0.81
104-51-8	n-Butylbenzene	6.1	U vs	6.1	0.53
103-65-1	N-Propylbenzene	6.1	U vs	6.1	0.48
95-47-6	o-Xylene	6.1	U vs	6.1	0.79
135-98-8	sec-Butylbenzene	6.1	U vs	6.1	0.53
98-06-6	tert-Butylbenzene	6.1	U vs	6.1	0.63
108-88-3	Toluene	6.1	U vs	6.1	0.46
1330-20-7	Xylenes, Total	1.0	J vs	12	1.0

CAS NO.	SURROGATE	%REC	Q	LIMITS
17060-07-0	1,2-Dichloroethane-d4 (Surr)	100		64-126
460-00-4	4-Bromofluorobenzene (Surr)	88		72-126
1868-53-7	Dibromofluoromethane (Surr)	101		60-140
2037-26-5	Toluene-d8 (Surr)	104		71-125

FORM I
GC/MS VOA ORGANICS ANALYSIS DATA SHEET

Lab Name: Eurofins Buffalo | Job No.: 480-196699-1
SDG No.:
Client Sample ID: B-53A | Lab Sample ID: 480-196699-5
Matrix: Solid | Lab File ID: M03250.D
Analysis Method: 8260C | Date Collected: 04/12/2022 14:30
Sample wt/vol: 5.08(g) | Date Analyzed: 04/14/2022 21:34
Soil Aliquot Vol: | Dilution Factor: 1
Soil Extract Vol.: | GC Column: ZB-624 (30) VOA ID: 0.25(mm)
% Moisture: 19.5 | Level: (low/med) Low
Analysis Batch No.: 621752 | Units: ug/Kg

CAS NO.	COMPOUND NAME	RESULT	Q	RL	MDL
71-55-6	1,1,1-Trichloroethane	6.1	U vs	6.1	0.44
79-34-5	1,1,2,2-Tetrachloroethane	6.1	U vs	6.1	0.99
76-13-1	1,1,2-Trichloro-1,2,2-trifluoroethane	6.1	U vs	6.1	1.4
79-00-5	1,1,2-Trichloroethane	6.1	U vs	6.1	0.79
75-34-3	1,1-Dichloroethane	6.1	U vs	6.1	0.75
75-35-4	1,1-Dichloroethene	6.1	U vs	6.1	0.75
120-82-1	1,2,4-Trichlorobenzene	6.1	U vs	6.1	0.37
96-12-8	1,2-Dibromo-3-Chloropropane	6.1	U vs	6.1	3.1
106-93-4	1,2-Dibromoethane	6.1	U vs	6.1	0.79
95-50-1	1,2-Dichlorobenzene	6.1	U vs	6.1	0.48
107-06-2	1,2-Dichloroethane	6.1	U vs	6.1	0.31
78-87-5	1,2-Dichloropropane	6.1	U vs	6.1	3.1
541-73-1	1,3-Dichlorobenzene	6.1	U vs	6.1	0.31
106-46-7	1,4-Dichlorobenzene	6.1	U vs	6.1	0.86
78-93-3	2-Butanone (MEK)	31	U vs	31	2.2
591-78-6	2-Hexanone	31	U vs	31	3.1
108-10-1	4-Methyl-2-pentanone (MIBK)	31	U vs	31	2.0
67-64-1	Acetone	29	J vs	31	5.1
71-43-2	Benzene	6.1	U vs	6.1	0.30
75-27-4	Bromodichloromethane	6.1	U vs	6.1	0.82
75-25-2	Bromoform	6.1	U vs	6.1	3.1
74-83-9	Bromomethane	6.1	U vs	6.1	0.55
75-15-0	Carbon disulfide	6.1	U vs	6.1	3.1
56-23-5	Carbon tetrachloride	6.1	U vs	6.1	0.59
108-90-7	Chlorobenzene	6.1	U vs	6.1	0.81
75-00-3	Chloroethane	6.1	U vs	6.1	1.4
67-66-3	Chloroform	6.1	U vs	6.1	0.38
74-87-3	Chloromethane	6.1	U vs	6.1	0.37
156-59-2	cis-1,2-Dichloroethene	6.1	U vs	6.1	0.78
10061-01-5	cis-1,3-Dichloropropene	6.1	U vs	6.1	0.88
110-82-7	Cyclohexane	6.1	U vs	6.1	0.86
124-48-1	Dibromochloromethane	6.1	U vs	6.1	0.78
75-71-8	Dichlorodifluoromethane	6.1	U vs	6.1	0.51
100-41-4	Ethylbenzene	6.1	U vs	6.1	0.42
98-82-8	Isopropylbenzene	6.1	U vs	6.1	0.92

FORM I
GC/MS VOA ORGANICS ANALYSIS DATA SHEET

Lab Name: Eurofins Buffalo
Job No.: 480-196699-1
SDG No.:
Client Sample ID: B-53A
Lab Sample ID: 480-196699-5
Matrix: Solid
Lab File ID: M03250.D
Analysis Method: 8260C
Date Collected: 04/12/2022 14:30
Sample wt/vol: 5.08(g)
Date Analyzed: 04/14/2022 21:34
Soil Aliquot Vol:
Dilution Factor: 1
Soil Extract Vol.:
GC Column: ZB-624 (30) VOA ID: 0.25(mm)
% Moisture: 19.5
Level: (low/med) Low
Analysis Batch No.: 621752
Units: ug/Kg

CAS NO.	COMPOUND NAME	RESULT	Q	RL	MDL
79-20-9	Methyl acetate	31	U vs	31	3.7
1634-04-4	Methyl tert-butyl ether	6.1	U vs	6.1	0.60
108-87-2	Methylcyclohexane	6.1	U vs	6.1	0.93
75-09-2	Methylene Chloride	6.1	U vs	6.1	2.8
100-42-5	Styrene	6.1	U vs	6.1	0.31
127-18-4	Tetrachloroethene	6.1	U vs	6.1	0.82
108-88-3	Toluene	6.1	U vs	6.1	0.46
156-60-5	trans-1,2-Dichloroethene	6.1	U vs	6.1	0.63
10061-02-6	trans-1,3-Dichloropropene	6.1	U vs	6.1	2.7
79-01-6	Trichloroethene	6.1	U vs	6.1	1.3
75-69-4	Trichlorofluoromethane	6.1	U vs	6.1	0.58
75-01-4	Vinyl chloride	6.1	U vs	6.1	0.75
1330-20-7	Xylenes, Total	2.3	J vs	12	1.0

CAS NO.	SURROGATE	%REC	Q	LIMITS
17060-07-0	1,2-Dichloroethane-d4 (Surr)	99		64-126
460-00-4	4-Bromofluorobenzene (Surr)	84		72-126
1868-53-7	Dibromofluoromethane (Surr)	98		60-140
2037-26-5	Toluene-d8 (Surr)	109		71-125

FORM I
GC/MS VOA ORGANICS ANALYSIS DATA SHEET

Lab Name: Eurofins Buffalo | Job No.: 480-196699-1
SDG No.:
Client Sample ID: B-31A | Lab Sample ID: 480-196699-6
Matrix: Solid | Lab File ID: M03251.D
Analysis Method: 8260C | Date Collected: 04/12/2022 14:40
Sample wt/vol: 5.01(g) | Date Analyzed: 04/14/2022 21:58
Soil Aliquot Vol: | Dilution Factor: 1
Soil Extract Vol.: | GC Column: ZB-624 (30) VOA ID: 0.25(mm)
% Moisture: 15.0 | Level: (low/med) Low
Analysis Batch No.: 621752 | Units: ug/Kg

CAS NO.	COMPOUND NAME	RESULT	Q	RL	MDL
71-55-6	1,1,1-Trichloroethane	5.9	U vs	5.9	0.43
79-34-5	1,1,2,2-Tetrachloroethane	5.9	U vs	5.9	0.95
76-13-1	1,1,2-Trichloro-1,2,2-trifluoroethane	5.9	U vs	5.9	1.3
79-00-5	1,1,2-Trichloroethane	5.9	U vs	5.9	0.76
75-34-3	1,1-Dichloroethane	5.9	U vs	5.9	0.72
75-35-4	1,1-Dichloroethene	5.9	U vs	5.9	0.72
120-82-1	1,2,4-Trichlorobenzene	5.9	U vs	5.9	0.36
96-12-8	1,2-Dibromo-3-Chloropropane	5.9	U vs	5.9	2.9
106-93-4	1,2-Dibromoethane	5.9	U vs	5.9	0.75
95-50-1	1,2-Dichlorobenzene	5.9	U vs	5.9	0.46
107-06-2	1,2-Dichloroethane	5.9	U vs	5.9	0.29
78-87-5	1,2-Dichloropropane	5.9	U vs	5.9	2.9
541-73-1	1,3-Dichlorobenzene	5.9	U vs	5.9	0.30
106-46-7	1,4-Dichlorobenzene	5.9	U vs	5.9	0.82
78-93-3	2-Butanone (MEK)	29	U vs	29	2.1
591-78-6	2-Hexanone	29	U vs	29	2.9
108-10-1	4-Methyl-2-pentanone (MIBK)	29	U vs	29	1.9
67-64-1	Acetone	5.2	J vs	29	4.9
71-43-2	Benzene	5.9	U vs	5.9	0.29
75-27-4	Bromodichloromethane	5.9	U vs	5.9	0.79
75-25-2	Bromoform	5.9	U vs	5.9	2.9
74-83-9	Bromomethane	5.9	U vs	5.9	0.53
75-15-0	Carbon disulfide	5.9	U vs	5.9	2.9
56-23-5	Carbon tetrachloride	5.9	U vs	5.9	0.57
108-90-7	Chlorobenzene	5.9	U vs	5.9	0.78
75-00-3	Chloroethane	5.9	U vs	5.9	1.3
67-66-3	Chloroform	5.9	U vs	5.9	0.36
74-87-3	Chloromethane	5.9	U vs	5.9	0.35
156-59-2	cis-1,2-Dichloroethene	5.9	U vs	5.9	0.75
10061-01-5	cis-1,3-Dichloropropene	5.9	U vs	5.9	0.85
110-82-7	Cyclohexane	5.9	U vs	5.9	0.82
124-48-1	Dibromochloromethane	5.9	U vs	5.9	0.75
75-71-8	Dichlorodifluoromethane	5.9	U vs	5.9	0.49
100-41-4	Ethylbenzene	5.9	U vs	5.9	0.41
98-82-8	Isopropylbenzene	5.9	U vs	5.9	0.89

FORM I
GC/MS VOA ORGANICS ANALYSIS DATA SHEET

Lab Name: Eurofins Buffalo
Job No.: 480-196699-1
SDG No.:
Client Sample ID: B-31A
Lab Sample ID: 480-196699-6
Matrix: Solid
Lab File ID: M03251.D
Analysis Method: 8260C
Date Collected: 04/12/2022 14:40
Sample wt/vol: 5.01(g)
Date Analyzed: 04/14/2022 21:58
Soil Aliquot Vol:
Dilution Factor: 1
Soil Extract Vol.:
GC Column: ZB-624 (30) VOA ID: 0.25(mm)
% Moisture: 15.0
Level: (low/med) Low
Analysis Batch No.: 621752
Units: ug/Kg

CAS NO.	COMPOUND NAME	RESULT	Q	RL	MDL
79-20-9	Methyl acetate	29	U vs	29	3.5
1634-04-4	Methyl tert-butyl ether	5.9	U vs	5.9	0.58
108-87-2	Methylcyclohexane	5.9	U vs	5.9	0.89
75-09-2	Methylene Chloride	5.9	U vs	5.9	2.7
100-42-5	Styrene	5.9	U vs	5.9	0.29
127-18-4	Tetrachloroethene	5.9	U vs	5.9	0.79
108-88-3	Toluene	5.9	U vs	5.9	0.44
156-60-5	trans-1,2-Dichloroethene	5.9	U vs	5.9	0.61
10061-02-6	trans-1,3-Dichloropropene	5.9	U vs	5.9	2.6
79-01-6	Trichloroethene	5.9	U vs	5.9	1.3
75-69-4	Trichlorofluoromethane	5.9	U vs	5.9	0.56
75-01-4	Vinyl chloride	5.9	U vs	5.9	0.72
1330-20-7	Xylenes, Total	12	U vs	12	0.99

CAS NO.	SURROGATE	%REC	Q	LIMITS
17060-07-0	1,2-Dichloroethane-d4 (Surr)	100		64-126
460-00-4	4-Bromofluorobenzene (Surr)	94		72-126
1868-53-7	Dibromofluoromethane (Surr)	101		60-140
2037-26-5	Toluene-d8 (Surr)	98		71-125

FORM I
GC/MS VOA ORGANICS ANALYSIS DATA SHEET

Lab Name: Eurofins Buffalo | Job No.: 480-196699-1
SDG No.:
Client Sample ID: B-32A | Lab Sample ID: 480-196699-7
Matrix: Solid | Lab File ID: M03252.D
Analysis Method: 8260C | Date Collected: 04/12/2022 14:45
Sample wt/vol: 5.02(g) | Date Analyzed: 04/14/2022 22:23
Soil Aliquot Vol: | Dilution Factor: 1
Soil Extract Vol.: | GC Column: ZB-624 (30) VOA ID: 0.25(mm)
% Moisture: 15.1 | Level: (low/med) Low
Analysis Batch No.: 621752 | Units: ug/Kg

CAS NO.	COMPOUND NAME	RESULT	Q	RL	MDL
71-55-6	1,1,1-Trichloroethane	5.9	U vs	5.9	0.43
79-34-5	1,1,2,2-Tetrachloroethane	5.9	U vs	5.9	0.95
76-13-1	1,1,2-Trichloro-1,2,2-trifluoroethane	5.9	U vs	5.9	1.3
79-00-5	1,1,2-Trichloroethane	5.9	U vs	5.9	0.76
75-34-3	1,1-Dichloroethane	5.9	U vs	5.9	0.72
75-35-4	1,1-Dichloroethene	5.9	U vs	5.9	0.72
120-82-1	1,2,4-Trichlorobenzene	5.9	U vs	5.9	0.36
96-12-8	1,2-Dibromo-3-Chloropropane	5.9	U vs	5.9	2.9
106-93-4	1,2-Dibromoethane	5.9	U vs	5.9	0.75
95-50-1	1,2-Dichlorobenzene	5.9	U vs	5.9	0.46
107-06-2	1,2-Dichloroethane	5.9	U vs	5.9	0.29
78-87-5	1,2-Dichloropropane	5.9	U vs	5.9	2.9
541-73-1	1,3-Dichlorobenzene	5.9	U vs	5.9	0.30
106-46-7	1,4-Dichlorobenzene	5.9	U vs	5.9	0.82
78-93-3	2-Butanone (MEK)	29	U vs	29	2.1
591-78-6	2-Hexanone	29	U vs	29	2.9
108-10-1	4-Methyl-2-pentanone (MIBK)	29	U vs	29	1.9
67-64-1	Acetone	18	J vs	29	4.9
71-43-2	Benzene	5.9	U vs	5.9	0.29
75-27-4	Bromodichloromethane	5.9	U vs	5.9	0.79
75-25-2	Bromoform	5.9	U vs	5.9	2.9
74-83-9	Bromomethane	5.9	U vs	5.9	0.53
75-15-0	Carbon disulfide	5.9	U vs	5.9	2.9
56-23-5	Carbon tetrachloride	5.9	U vs	5.9	0.57
108-90-7	Chlorobenzene	5.9	U vs	5.9	0.77
75-00-3	Chloroethane	5.9	U vs	5.9	1.3
67-66-3	Chloroform	5.9	U vs	5.9	0.36
74-87-3	Chloromethane	5.9	U vs	5.9	0.35
156-59-2	cis-1,2-Dichloroethene	5.9	U vs	5.9	0.75
10061-01-5	cis-1,3-Dichloropropene	5.9	U vs	5.9	0.84
110-82-7	Cyclohexane	5.9	U vs	5.9	0.82
124-48-1	Dibromochloromethane	5.9	U vs	5.9	0.75
75-71-8	Dichlorodifluoromethane	5.9	U vs	5.9	0.48
100-41-4	Ethylbenzene	5.9	U vs	5.9	0.40
98-82-8	Isopropylbenzene	5.9	U vs	5.9	0.88

FORM I
GC/MS VOA ORGANICS ANALYSIS DATA SHEET

Lab Name: Eurofins Buffalo
Job No.: 480-196699-1
SDG No.:
Client Sample ID: B-32A
Lab Sample ID: 480-196699-7
Matrix: Solid
Lab File ID: M03252.D
Analysis Method: 8260C
Date Collected: 04/12/2022 14:45
Sample wt/vol: 5.02(g)
Date Analyzed: 04/14/2022 22:23
Soil Aliquot Vol:
Dilution Factor: 1
Soil Extract Vol.:
GC Column: ZB-624 (30) VOA ID: 0.25(mm)
% Moisture: 15.1
Level: (low/med) Low
Analysis Batch No.: 621752
Units: ug/Kg

CAS NO.	COMPOUND NAME	RESULT	Q	RL	MDL
79-20-9	Methyl acetate	29	U vs	29	3.5
1634-04-4	Methyl tert-butyl ether	5.9	U vs	5.9	0.58
108-87-2	Methylcyclohexane	5.9	U vs	5.9	0.89
75-09-2	Methylene Chloride	5.9	U vs	5.9	2.7
100-42-5	Styrene	5.9	U vs	5.9	0.29
127-18-4	Tetrachloroethene	5.9	U vs	5.9	0.79
108-88-3	Toluene	5.9	U vs	5.9	0.44
156-60-5	trans-1,2-Dichloroethene	5.9	U vs	5.9	0.61
10061-02-6	trans-1,3-Dichloropropene	5.9	U vs	5.9	2.6
79-01-6	Trichloroethene	5.9	U vs	5.9	1.3
75-69-4	Trichlorofluoromethane	5.9	U vs	5.9	0.55
75-01-4	Vinyl chloride	5.9	U vs	5.9	0.72
1330-20-7	Xylenes, Total	12	U vs	12	0.99

CAS NO.	SURROGATE	%REC	Q	LIMITS
17060-07-0	1,2-Dichloroethane-d4 (Surr)	98		64-126
460-00-4	4-Bromofluorobenzene (Surr)	94		72-126
1868-53-7	Dibromofluoromethane (Surr)	98		60-140
2037-26-5	Toluene-d8 (Surr)	100		71-125

Method 8270D

Semivolatile Organic Compounds (GC/MS) by Method 8270D

No data validation qualifiers were added

MKP 5/4/2022

FORM I
GC/MS SEMI VOA ORGANICS ANALYSIS DATA SHEET

Lab Name: Eurofins Buffalo
Job No.: 480-196699-1
SDG No.:
Client Sample ID: T1-2B2
Lab Sample ID: 480-196699-1
Matrix: Solid
Lab File ID: X21482120.D
Analysis Method: 8270D
Date Collected: 04/12/2022 07:45
Extract. Method: 3550C
Date Extracted: 04/14/2022 09:13
Sample wt/vol: 30.57(g)
Date Analyzed: 04/21/2022 15:30
Con. Extract Vol.: 1(mL)
Dilution Factor: 1
Injection Volume: 1(uL)
Level: (low/med) Low
% Moisture: 18.7
GPC Cleanup:(Y/N) N
Analysis Batch No.: 622578
Units: ug/Kg

CAS NO.	COMPOUND NAME	RESULT	Q	RL	MDL
83-32-9	Acenaphthene	210	U	210	30
208-96-8	Acenaphthylene	210	U	210	27
120-12-7	Anthracene	210	U	210	51
56-55-3	Benzo[a]anthracene	210	U	210	21
50-32-8	Benzo[a]pyrene	210	U	210	30
205-99-2	Benzo[b]fluoranthene	210	U	210	33
191-24-2	Benzo[g,h,i]perylene	210	U	210	22
207-08-9	Benzo[k]fluoranthene	210	U	210	27
218-01-9	Chrysene	210	U	210	46
53-70-3	Dibenz(a,h)anthracene	210	U	210	36
206-44-0	Fluoranthene	210	U	210	22
86-73-7	Fluorene	210	U	210	24
193-39-5	Indeno[1,2,3-cd]pyrene	210	U	210	25
91-20-3	Naphthalene	210	U	210	27
129-00-0	Pyrene	210	U	210	24
85-01-8	Phenanthrene	210	U	210	30

CAS NO.	SURROGATE	%REC	Q	LIMITS
118-79-6	2,4,6-Tribromophenol (Surr)	77		54-120
321-60-8	2-Fluorobiphenyl (Surr)	84		60-120
367-12-4	2-Fluorophenol (Surr)	78		52-120
4165-62-2	Phenol-d5 (Surr)	85		54-120
1718-51-0	p-Terphenyl-d14 (Surr)	96		79-130
4165-60-0	Nitrobenzene-d5 (Surr)	78		53-120

FORM I
GC/MS SEMI VOA ORGANICS ANALYSIS DATA SHEET

Lab Name: Eurofins Buffalo
Job No.: 480-196699-1
SDG No.:
Client Sample ID: T1-2N
Lab Sample ID: 480-196699-2
Matrix: Solid
Lab File ID: X21482121.D
Analysis Method: 8270D
Date Collected: 04/12/2022 07:50
Extract. Method: 3550C
Date Extracted: 04/14/2022 09:13
Sample wt/vol: 30.30(g)
Date Analyzed: 04/21/2022 15:54
Con. Extract Vol.: 1(mL)
Dilution Factor: 1
Injection Volume: 1(uL)
Level: (low/med) Low
% Moisture: 19.6
GPC Cleanup:(Y/N) N
Analysis Batch No.: 622578
Units: ug/Kg

CAS NO.	COMPOUND NAME	RESULT	Q	RL	MDL
83-32-9	Acenaphthene	210	U	210	31
208-96-8	Acenaphthylene	210	U	210	27
120-12-7	Anthracene	210	U	210	52
56-55-3	Benzo[a]anthracene	210	U	210	21
50-32-8	Benzo[a]pyrene	210	U	210	31
205-99-2	Benzo[b]fluoranthene	210	U	210	33
191-24-2	Benzo[g,h,i]perylene	210	U	210	22
207-08-9	Benzo[k]fluoranthene	210	U	210	27
218-01-9	Chrysene	210	U	210	47
53-70-3	Dibenz(a,h)anthracene	210	U	210	37
206-44-0	Fluoranthene	210	U	210	22
86-73-7	Fluorene	210	U	210	25
193-39-5	Indeno[1,2,3-cd]pyrene	210	U	210	26
91-20-3	Naphthalene	210	U	210	27
129-00-0	Pyrene	210	U	210	25
85-01-8	Phenanthrene	210	U	210	31

CAS NO.	SURROGATE	%REC	Q	LIMITS
118-79-6	2,4,6-Tribromophenol (Surr)	84		54-120
321-60-8	2-Fluorobiphenyl (Surr)	83		60-120
367-12-4	2-Fluorophenol (Surr)	84		52-120
4165-62-2	Phenol-d5 (Surr)	89		54-120
1718-51-0	p-Terphenyl-d14 (Surr)	110		79-130
4165-60-0	Nitrobenzene-d5 (Surr)	81		53-120

FORM I
GC/MS SEMI VOA ORGANICS ANALYSIS DATA SHEET

Lab Name: Eurofins Buffalo
Job No.: 480-196699-1
SDG No.:
Client Sample ID: T3N
Lab Sample ID: 480-196699-3
Matrix: Solid
Lab File ID: X21482122.D
Analysis Method: 8270D
Date Collected: 04/12/2022 07:55
Extract. Method: 3550C
Date Extracted: 04/14/2022 09:13
Sample wt/vol: 30.16(g)
Date Analyzed: 04/21/2022 16:18
Con. Extract Vol.: 1(mL)
Dilution Factor: 1
Injection Volume: 1(uL)
Level: (low/med) Low
% Moisture: 19.8
GPC Cleanup:(Y/N) N
Analysis Batch No.: 622578
Units: ug/Kg

CAS NO.	COMPOUND NAME	RESULT	Q	RL	MDL
83-32-9	Acenaphthene	210	U	210	31
208-96-8	Acenaphthylene	210	U	210	27
120-12-7	Anthracene	210	U	210	52
56-55-3	Benzo[a]anthracene	210	U	210	21
50-32-8	Benzo[a]pyrene	210	U	210	31
205-99-2	Benzo[b]fluoranthene	210	U	210	33
191-24-2	Benzo[g,h,i]perylene	210	U	210	22
207-08-9	Benzo[k]fluoranthene	210	U	210	27
218-01-9	Chrysene	210	U	210	47
53-70-3	Dibenz(a,h)anthracene	210	U	210	37
206-44-0	Fluoranthene	210	U	210	22
86-73-7	Fluorene	210	U	210	25
193-39-5	Indeno[1,2,3-cd]pyrene	210	U	210	26
91-20-3	Naphthalene	210	U	210	27
129-00-0	Pyrene	210	U	210	25
85-01-8	Phenanthrene	210	U	210	31

CAS NO.	SURROGATE	%REC	Q	LIMITS
118-79-6	2,4,6-Tribromophenol (Surr)	79		54-120
321-60-8	2-Fluorobiphenyl (Surr)	81		60-120
367-12-4	2-Fluorophenol (Surr)	72		52-120
4165-62-2	Phenol-d5 (Surr)	79		54-120
1718-51-0	p-Terphenyl-d14 (Surr)	92		79-130
4165-60-0	Nitrobenzene-d5 (Surr)	76		53-120

FORM I
GC/MS SEMI VOA ORGANICS ANALYSIS DATA SHEET

Lab Name: Eurofins Buffalo | Job No.: 480-196699-1
SDG No.:
Client Sample ID: T3E | Lab Sample ID: 480-196699-4
Matrix: Solid | Lab File ID: X21482123.D
Analysis Method: 8270D | Date Collected: 04/12/2022 08:10
Extract. Method: 3550C | Date Extracted: 04/14/2022 09:13
Sample wt/vol: 30.20(g) | Date Analyzed: 04/21/2022 16:43
Con. Extract Vol.: 1(mL) | Dilution Factor: 1
Injection Volume: 1(uL) | Level: (low/med) Low
% Moisture: 19.0 | GPC Cleanup:(Y/N) N
Analysis Batch No.: 622578 | Units: ug/Kg

CAS NO.	COMPOUND NAME	RESULT	Q	RL	MDL
83-32-9	Acenaphthene	210	U	210	31
208-96-8	Acenaphthylene	210	U	210	27
120-12-7	Anthracene	210	U	210	52
56-55-3	Benzo[a]anthracene	210	U	210	21
50-32-8	Benzo[a]pyrene	210	U	210	31
205-99-2	Benzo[b]fluoranthene	210	U	210	33
191-24-2	Benzo[g,h,i]perylene	210	U	210	22
207-08-9	Benzo[k]fluoranthene	210	U	210	27
218-01-9	Chrysene	210	U	210	47
53-70-3	Dibenz(a,h)anthracene	210	U	210	37
206-44-0	Fluoranthene	210	U	210	22
86-73-7	Fluorene	210	U	210	25
193-39-5	Indeno[1,2,3-cd]pyrene	210	U	210	26
91-20-3	Naphthalene	210	U	210	27
129-00-0	Pyrene	210	U	210	25
85-01-8	Phenanthrene	210	U	210	31

CAS NO.	SURROGATE	%REC	Q	LIMITS
118-79-6	2,4,6-Tribromophenol (Surr)	80		54-120
321-60-8	2-Fluorobiphenyl (Surr)	83		60-120
367-12-4	2-Fluorophenol (Surr)	74		52-120
4165-62-2	Phenol-d5 (Surr)	80		54-120
1718-51-0	p-Terphenyl-d14 (Surr)	100		79-130
4165-60-0	Nitrobenzene-d5 (Surr)	78		53-120

FORM I
GC/MS SEMI VOA ORGANICS ANALYSIS DATA SHEET

Lab Name: Eurofins Buffalo | Job No.: 480-196699-1

SDG No.:

Client Sample ID: B-53A | Lab Sample ID: 480-196699-5

Matrix: Solid | Lab File ID: X21482124.D

Analysis Method: 8270D | Date Collected: 04/12/2022 14:30

Extract. Method: 3550C | Date Extracted: 04/14/2022 09:13

Sample wt/vol: 30.06(g) | Date Analyzed: 04/21/2022 17:07

Con. Extract Vol.: 1(mL) | Dilution Factor: 1

Injection Volume: 1(uL) | Level: (low/med) Low

% Moisture: 19.5 | GPC Cleanup:(Y/N) N

Analysis Batch No.: 622578 | Units: ug/Kg

CAS NO.	COMPOUND NAME	RESULT	Q	RL	MDL
95-95-4	2,4,5-Trichlorophenol	210	U	210	57
88-06-2	2,4,6-Trichlorophenol	210	U	210	42
120-83-2	2,4-Dichlorophenol	210	U	210	22
105-67-9	2,4-Dimethylphenol	210	U	210	51
51-28-5	2,4-Dinitrophenol	2100	U	2100	970
121-14-2	2,4-Dinitrotoluene	210	U	210	43
606-20-2	2,6-Dinitrotoluene	210	U	210	25
91-58-7	2-Chloronaphthalene	210	U	210	35
95-57-8	2-Chlorophenol	410	U	410	38
91-57-6	2-Methylnaphthalene	210	U	210	42
95-48-7	2-Methylphenol	210	U	210	25
88-74-4	2-Nitroaniline	410	U	410	31
88-75-5	2-Nitrophenol	210	U	210	60
91-94-1	3,3'-Dichlorobenzidine	410	U	410	250
99-09-2	3-Nitroaniline	410	U	410	58
534-52-1	4,6-Dinitro-2-methylphenol	410	U	410	210
101-55-3	4-Bromophenyl phenyl ether	210	U	210	30
59-50-7	4-Chloro-3-methylphenol	210	U	210	52
106-47-8	4-Chloroaniline	210	U	210	52
7005-72-3	4-Chlorophenyl phenyl ether	210	U	210	26
106-44-5	4-Methylphenol	410	U	410	25
100-01-6	4-Nitroaniline	410	U	410	110
100-02-7	4-Nitrophenol	410	U	410	150
83-32-9	Acenaphthene	210	U	210	31
208-96-8	Acenaphthylene	210	U	210	27
98-86-2	Acetophenone	210	U	210	29
120-12-7	Anthracene	210	U	210	52
1912-24-9	Atrazine	210	U	210	73
100-52-7	Benzaldehyde	210	U	210	170
56-55-3	Benzo[a]anthracene	210	U	210	21
50-32-8	Benzo[a]pyrene	210	U	210	31
205-99-2	Benzo[b]fluoranthene	210	U	210	33
191-24-2	Benzo[g,h,i]perylene	210	U	210	22
207-08-9	Benzo[k]fluoranthene	210	U	210	27

FORM I
GC/MS SEMI VOA ORGANICS ANALYSIS DATA SHEET

Lab Name: Eurofins Buffalo
Job No.: 480-196699-1
SDG No.:
Client Sample ID: B-53A
Lab Sample ID: 480-196699-5
Matrix: Solid
Lab File ID: X21482124.D
Analysis Method: 8270D
Date Collected: 04/12/2022 14:30
Extract. Method: 3550C
Date Extracted: 04/14/2022 09:13
Sample wt/vol: 30.06(g)
Date Analyzed: 04/21/2022 17:07
Con. Extract Vol.: 1(mL)
Dilution Factor: 1
Injection Volume: 1(uL)
Level: (low/med) Low
% Moisture: 19.5
GPC Cleanup:(Y/N) N
Analysis Batch No.: 622578
Units: ug/Kg

CAS NO.	COMPOUND NAME	RESULT	Q	RL	MDL
92-52-4	Biphenyl	210	U	210	31
108-60-1	bis (2-chloroisopropyl) ether	210	U	210	42
111-91-1	Bis(2-chloroethoxy)methane	210	U	210	45
111-44-4	Bis(2-chloroethyl)ether	210	U	210	27
117-81-7	Bis(2-ethylhexyl) phthalate	210	U	210	72
85-68-7	Butyl benzyl phthalate	210	U	210	35
105-60-2	Caprolactam	210	U	210	63
86-74-8	Carbazole	210	U	210	25
218-01-9	Chrysene	210	U	210	47
53-70-3	Dibenz(a,h)anthracene	210	U	210	37
132-64-9	Dibenzofuran	210	U	210	25
84-66-2	Diethyl phthalate	210	U	210	27
131-11-3	Dimethyl phthalate	210	U	210	25
84-74-2	Di-n-butyl phthalate	210	U	210	36
117-84-0	Di-n-octyl phthalate	210	U	210	25
206-44-0	Fluoranthene	210	U	210	22
86-73-7	Fluorene	210	U	210	25
118-74-1	Hexachlorobenzene	210	U	210	29
87-68-3	Hexachlorobutadiene	210	U	210	31
77-47-4	Hexachlorocyclopentadiene	210	U	210	29
67-72-1	Hexachloroethane	210	U	210	27
193-39-5	Indeno[1,2,3-cd]pyrene	210	U	210	26
78-59-1	Isophorone	210	U	210	45
91-20-3	Naphthalene	210	U	210	27
98-95-3	Nitrobenzene	210	U	210	24
621-64-7	N-Nitrosodi-n-propylamine	210	U	210	36
86-30-6	N-Nitrosodiphenylamine	210	U	210	170
87-86-5	Pentachlorophenol	410	U	410	210
85-01-8	Phenanthrene	210	U	210	31
108-95-2	Phenol	210	U	210	32
129-00-0	Pyrene	210	U	210	25

FORM I
GC/MS SEMI VOA ORGANICS ANALYSIS DATA SHEET

Lab Name: Eurofins Buffalo | Job No.: 480-196699-1
SDG No.:
Client Sample ID: B-31A | Lab Sample ID: 480-196699-6
Matrix: Solid | Lab File ID: X21482125.D
Analysis Method: 8270D | Date Collected: 04/12/2022 14:40
Extract. Method: 3550C | Date Extracted: 04/14/2022 09:13
Sample wt/vol: 30.11(g) | Date Analyzed: 04/21/2022 17:31
Con. Extract Vol.: 1(mL) | Dilution Factor: 1
Injection Volume: 1(uL) | Level: (low/med) Low
% Moisture: 15.0 | GPC Cleanup:(Y/N) N
Analysis Batch No.: 622578 | Units: ug/Kg

CAS NO.	COMPOUND NAME	RESULT	Q	RL	MDL
95-95-4	2,4,5-Trichlorophenol	200	U	200	54
88-06-2	2,4,6-Trichlorophenol	200	U	200	40
120-83-2	2,4-Dichlorophenol	200	U	200	21
105-67-9	2,4-Dimethylphenol	200	U	200	48
51-28-5	2,4-Dinitrophenol	1900	U	1900	920
121-14-2	2,4-Dinitrotoluene	200	U	200	41
606-20-2	2,6-Dinitrotoluene	200	U	200	23
91-58-7	2-Chloronaphthalene	200	U	200	33
95-57-8	2-Chlorophenol	390	U	390	36
91-57-6	2-Methylnaphthalene	200	U	200	40
95-48-7	2-Methylphenol	200	U	200	23
88-74-4	2-Nitroaniline	390	U	390	29
88-75-5	2-Nitrophenol	200	U	200	56
91-94-1	3,3'-Dichlorobenzidine	390	U	390	230
99-09-2	3-Nitroaniline	390	U	390	55
534-52-1	4,6-Dinitro-2-methylphenol	390	U	390	200
101-55-3	4-Bromophenyl phenyl ether	200	U	200	28
59-50-7	4-Chloro-3-methylphenol	200	U	200	49
106-47-8	4-Chloroaniline	200	U	200	49
7005-72-3	4-Chlorophenyl phenyl ether	200	U	200	25
106-44-5	4-Methylphenol	390	U	390	23
100-01-6	4-Nitroaniline	390	U	390	100
100-02-7	4-Nitrophenol	390	U	390	140
83-32-9	Acenaphthene	200	U	200	29
208-96-8	Acenaphthylene	200	U	200	26
98-86-2	Acetophenone	200	U	200	27
120-12-7	Anthracene	200	U	200	49
1912-24-9	Atrazine	200	U	200	69
100-52-7	Benzaldehyde	200	U	200	160
56-55-3	Benzo[a]anthracene	200	U	200	20
50-32-8	Benzo[a]pyrene	200	U	200	29
205-99-2	Benzo[b]fluoranthene	200	U	200	32
191-24-2	Benzo[g,h,i]perylene	200	U	200	21
207-08-9	Benzo[k]fluoranthene	200	U	200	26

FORM I
GC/MS SEMI VOA ORGANICS ANALYSIS DATA SHEET

Lab Name: Eurofins Buffalo | Job No.: 480-196699-1
SDG No.:
Client Sample ID: B-31A | Lab Sample ID: 480-196699-6
Matrix: Solid | Lab File ID: X21482125.D
Analysis Method: 8270D | Date Collected: 04/12/2022 14:40
Extract. Method: 3550C | Date Extracted: 04/14/2022 09:13
Sample wt/vol: 30.11(g) | Date Analyzed: 04/21/2022 17:31
Con. Extract Vol.: 1(mL) | Dilution Factor: 1
Injection Volume: 1(uL) | Level: (low/med) Low
% Moisture: 15.0 | GPC Cleanup:(Y/N) N
Analysis Batch No.: 622578 | Units: ug/Kg

CAS NO.	COMPOUND NAME	RESULT	Q	RL	MDL
92-52-4	Biphenyl	200	U	200	29
108-60-1	bis (2-chloroisopropyl) ether	200	U	200	40
111-91-1	Bis(2-chloroethoxy)methane	200	U	200	42
111-44-4	Bis(2-chloroethyl)ether	200	U	200	26
117-81-7	Bis(2-ethylhexyl) phthalate	200	U	200	68
85-68-7	Butyl benzyl phthalate	200	U	200	33
105-60-2	Caprolactam	200	U	200	60
86-74-8	Carbazole	200	U	200	23
218-01-9	Chrysene	200	U	200	45
53-70-3	Dibenz(a,h)anthracene	200	U	200	35
132-64-9	Dibenzofuran	200	U	200	23
84-66-2	Diethyl phthalate	200	U	200	26
131-11-3	Dimethyl phthalate	200	U	200	23
84-74-2	Di-n-butyl phthalate	200	U	200	34
117-84-0	Di-n-octyl phthalate	200	U	200	23
206-44-0	Fluoranthene	200	U	200	21
86-73-7	Fluorene	200	U	200	23
118-74-1	Hexachlorobenzene	200	U	200	27
87-68-3	Hexachlorobutadiene	200	U	200	29
77-47-4	Hexachlorocyclopentadiene	200	U	200	27
67-72-1	Hexachloroethane	200	U	200	26
193-39-5	Indeno[1,2,3-cd]pyrene	200	U	200	25
78-59-1	Isophorone	200	U	200	42
91-20-3	Naphthalene	200	U	200	26
98-95-3	Nitrobenzene	200	U	200	22
621-64-7	N-Nitrosodi-n-propylamine	200	U	200	34
86-30-6	N-Nitrosodiphenylamine	200	U	200	160
87-86-5	Pentachlorophenol	390	U	390	200
85-01-8	Phenanthrene	200	U	200	29
108-95-2	Phenol	200	U	200	30
129-00-0	Pyrene	200	U	200	23

FORM I
GC/MS SEMI VOA ORGANICS ANALYSIS DATA SHEET

Lab Name: Eurofins Buffalo | Job No.: 480-196699-1
SDG No.:
Client Sample ID: B-32A | Lab Sample ID: 480-196699-7
Matrix: Solid | Lab File ID: X21482126.D
Analysis Method: 8270D | Date Collected: 04/12/2022 14:45
Extract. Method: 3550C | Date Extracted: 04/14/2022 09:13
Sample wt/vol: 30.39(g) | Date Analyzed: 04/21/2022 17:56
Con. Extract Vol.: 1(mL) | Dilution Factor: 1
Injection Volume: 1(uL) | Level: (low/med) Low
% Moisture: 15.1 | GPC Cleanup:(Y/N) N
Analysis Batch No.: 622578 | Units: ug/Kg

CAS NO.	COMPOUND NAME	RESULT	Q	RL	MDL
95-95-4	2,4,5-Trichlorophenol	200	U	200	53
88-06-2	2,4,6-Trichlorophenol	200	U	200	40
120-83-2	2,4-Dichlorophenol	200	U	200	21
105-67-9	2,4-Dimethylphenol	200	U	200	48
51-28-5	2,4-Dinitrophenol	1900	U	1900	910
121-14-2	2,4-Dinitrotoluene	200	U	200	41
606-20-2	2,6-Dinitrotoluene	200	U	200	23
91-58-7	2-Chloronaphthalene	200	U	200	33
95-57-8	2-Chlorophenol	380	U	380	36
91-57-6	2-Methylnaphthalene	200	U	200	40
95-48-7	2-Methylphenol	200	U	200	23
88-74-4	2-Nitroaniline	380	U	380	29
88-75-5	2-Nitrophenol	200	U	200	56
91-94-1	3,3'-Dichlorobenzidine	380	U	380	230
99-09-2	3-Nitroaniline	380	U	380	55
534-52-1	4,6-Dinitro-2-methylphenol	380	U	380	200
101-55-3	4-Bromophenyl phenyl ether	200	U	200	28
59-50-7	4-Chloro-3-methylphenol	200	U	200	49
106-47-8	4-Chloroaniline	200	U	200	49
7005-72-3	4-Chlorophenyl phenyl ether	200	U	200	24
106-44-5	4-Methylphenol	380	U	380	23
100-01-6	4-Nitroaniline	380	U	380	100
100-02-7	4-Nitrophenol	380	U	380	140
83-32-9	Acenaphthene	200	U	200	29
208-96-8	Acenaphthylene	200	U	200	26
98-86-2	Acetophenone	200	U	200	27
120-12-7	Anthracene	200	U	200	49
1912-24-9	Atrazine	200	U	200	69
100-52-7	Benzaldehyde	200	U	200	160
56-55-3	Benzo[a]anthracene	200	U	200	20
50-32-8	Benzo[a]pyrene	200	U	200	29
205-99-2	Benzo[b]fluoranthene	200	U	200	31
191-24-2	Benzo[g,h,i]perylene	200	U	200	21
207-08-9	Benzo[k]fluoranthene	200	U	200	26

FORM I
GC/MS SEMI VOA ORGANICS ANALYSIS DATA SHEET

Lab Name: Eurofins Buffalo | Job No.: 480-196699-1
SDG No.:
Client Sample ID: B-32A | Lab Sample ID: 480-196699-7
Matrix: Solid | Lab File ID: X21482126.D
Analysis Method: 8270D | Date Collected: 04/12/2022 14:45
Extract. Method: 3550C | Date Extracted: 04/14/2022 09:13
Sample wt/vol: 30.39(g) | Date Analyzed: 04/21/2022 17:56
Con. Extract Vol.: 1(mL) | Dilution Factor: 1
Injection Volume: 1(uL) | Level: (low/med) Low
% Moisture: 15.1 | GPC Cleanup:(Y/N) N
Analysis Batch No.: 622578 | Units: ug/Kg

CAS NO.	COMPOUND NAME	RESULT	Q	RL	MDL
92-52-4	Biphenyl	200	U	200	29
108-60-1	bis (2-chloroisopropyl) ether	200	U	200	40
111-91-1	Bis(2-chloroethoxy)methane	200	U	200	42
111-44-4	Bis(2-chloroethyl)ether	200	U	200	26
117-81-7	Bis(2-ethylhexyl) phthalate	200	U	200	67
85-68-7	Butyl benzyl phthalate	200	U	200	33
105-60-2	Caprolactam	200	U	200	59
86-74-8	Carbazole	200	U	200	23
218-01-9	Chrysene	200	U	200	44
53-70-3	Dibenz(a,h)anthracene	200	U	200	35
132-64-9	Dibenzofuran	200	U	200	23
84-66-2	Diethyl phthalate	200	U	200	26
131-11-3	Dimethyl phthalate	200	U	200	23
84-74-2	Di-n-butyl phthalate	200	U	200	34
117-84-0	Di-n-octyl phthalate	200	U	200	23
206-44-0	Fluoranthene	200	U	200	21
86-73-7	Fluorene	200	U	200	23
118-74-1	Hexachlorobenzene	200	U	200	27
87-68-3	Hexachlorobutadiene	200	U	200	29
77-47-4	Hexachlorocyclopentadiene	200	U	200	27
67-72-1	Hexachloroethane	200	U	200	26
193-39-5	Indeno[1,2,3-cd]pyrene	200	U	200	24
78-59-1	Isophorone	200	U	200	42
91-20-3	Naphthalene	200	U	200	26
98-95-3	Nitrobenzene	200	U	200	22
621-64-7	N-Nitrosodi-n-propylamine	200	U	200	34
86-30-6	N-Nitrosodiphenylamine	200	U	200	160
87-86-5	Pentachlorophenol	380	U	380	200
85-01-8	Phenanthrene	200	U	200	29
108-95-2	Phenol	200	U	200	30
129-00-0	Pyrene	200	U	200	23

METALS

No data validation qualifiers were added

MKP 5/4/2022

COVER PAGE
METALS

Lab Name: Eurofins Buffalo Job Number: 480-196699-1

SDG No.:

Project: Project #1 - Pilgrim Village Family

Client Sample ID	Lab Sample ID
B-53A	480-196699-5
B-31A	480-196699-6
B-32A	480-196699-7

Comments:

1A-IN
INORGANIC ANALYSIS DATA SHEET
METALS

Client Sample ID: B-53A

Lab Sample ID: 480-196699-5

Lab Name: Eurofins Buffalo

Job No.: 480-196699-1

SDG ID.:

Matrix: Solid

Date Sampled: 04/12/2022 14:30

Reporting Basis: DRY

Date Received: 04/12/2022 16:00

% Solids: 80.5

CAS No.	Analyte	Result	RL	MDL	Units	C	Q	DIL	Method
7440-38-2	Arsenic	9.1	2.6	0.51	mg/Kg			1	6010C
7440-39-3	Barium	122	0.64	0.14	mg/Kg		^+	1	6010C
7439-92-1	Lead	16.2	1.3	0.31	mg/Kg			1	6010C
7440-66-6	Zinc	79.1	2.6	0.82	mg/Kg			1	6010C
7439-97-6	Mercury	0.016	0.025	0.0058	mg/Kg	J		1	7471B

1A-IN
INORGANIC ANALYSIS DATA SHEET
METALS

Client Sample ID: B-31A
Lab Sample ID: 480-196699-6
Lab Name: Eurofins Buffalo
Job No.: 480-196699-1
SDG ID.:
Matrix: Solid
Date Sampled: 04/12/2022 14:40
Reporting Basis: DRY
Date Received: 04/12/2022 16:00
% Solids: 85.0

CAS No.	Analyte	Result	RL	MDL	Units	C	Q	DIL	Method
7440-38-2	Arsenic	2.9	2.5	0.49	mg/Kg			1	6010C
7440-39-3	Barium	82.5	0.62	0.14	mg/Kg		^+	1	6010C
7439-92-1	Lead	27.4	1.2	0.30	mg/Kg			1	6010C
7440-66-6	Zinc	76.8	2.5	0.79	mg/Kg			1	6010C
7439-97-6	Mercury	0.030	0.024	0.0056	mg/Kg			1	7471B

1A-IN
INORGANIC ANALYSIS DATA SHEET
METALS

Client Sample ID: B-32A
Lab Sample ID: 480-196699-7
Lab Name: Eurofins Buffalo
Job No.: 480-196699-1
SDG ID.:
Matrix: Solid
Date Sampled: 04/12/2022 14:45
Reporting Basis: DRY
Date Received: 04/12/2022 16:00
% Solids: 84.9

CAS No.	Analyte	Result	RL	MDL	Units	C	Q	DIL	Method
7440-38-2	Arsenic	3.1	2.4	0.47	mg/Kg			1	6010C
7440-39-3	Barium	99.8	0.59	0.13	mg/Kg		^+	1	6010C
7439-92-1	Lead	17.2	1.2	0.28	mg/Kg			1	6010C
7440-66-6	Zinc	76.7	2.4	0.75	mg/Kg			1	6010C
7439-97-6	Mercury	0.022	0.023	0.0053	mg/Kg	J		1	7471B

GENERAL CHEMISTRY

No data validation qualifiers were added

MKP 5/4/2022

COVER PAGE
GENERAL CHEMISTRY

Lab Name: Eurofins Buffalo Job Number: 480-196699-1

SDG No.:

Project: Project #1 - Pilgrim Village Family

Client Sample ID	Lab Sample ID
T1-2B2	480-196699-1
T1-2N	480-196699-2
T3N	480-196699-3
T3E	480-196699-4
B-53A	480-196699-5
B-31A	480-196699-6
B-32A	480-196699-7

Comments:

General Chemistry Raw Data Report

Job ID: 480-196699-1

Batch: 621619 **Analyst Initials: JMM**

Method: Moisture **Instrument: No Equipment Used for this Test**

Lab Sample ID: 480-196699-A-1 Analysis Date: Apr 13, 2022 16:26

Analyte	Detector	Dilution	Raw Result	Unit
Percent Moisture	None	1	18.677281077771	%
Percent Solids	None	1	81.322718922229	%

Lab Sample ID: 480-196699-A-2 Analysis Date: Apr 13, 2022 16:26

Analyte	Detector	Dilution	Raw Result	Unit
Percent Moisture	None	1	19.6454948301329	%
Percent Solids	None	1	80.3545051698671	%

Lab Sample ID: 480-196699-A-3 Analysis Date: Apr 13, 2022 16:26

Analyte	Detector	Dilution	Raw Result	Unit
Percent Moisture	None	1	19.790454016298	%
Percent Solids	None	1	80.209545983702	%

Lab Sample ID: 480-196699-A-4 Analysis Date: Apr 13, 2022 16:26

Analyte	Detector	Dilution	Raw Result	Unit
Percent Moisture	None	1	18.9884649511979	%
Percent Solids	None	1	81.0115350488021	%

Lab Sample ID: 480-196699-A-5 Analysis Date: Apr 13, 2022 16:26

Analyte	Detector	Dilution	Raw Result	Unit
Percent Moisture	None	1	19.5250659630607	%
Percent Solids	None	1	80.4749340369393	%

Lab Sample ID: 480-196699-A-6 Analysis Date: Apr 13, 2022 16:26

Analyte	Detector	Dilution	Raw Result	Unit
Percent Moisture	None	1	15.0375939849624	%
Percent Solids	None	1	84.9624060150376	%

Lab Sample ID: 480-196699-A-7 Analysis Date: Apr 13, 2022 16:26

Analyte	Detector	Dilution	Raw Result	Unit
Percent Moisture	None	1	15.0696150696151	%
Percent Solids	None	1	84.9303849303849	%

Appendix B

Laboratory QC Documentation

FORM VII
GC/MS VOA CONTINUING CALIBRATION DATA

Lab Name: Eurofins Buffalo Job No.: 480-196699-1

SDG No.:

Lab Sample ID: CCVIS 480-622194/4 Calibration Date: 04/18/2022 20:53

Instrument ID: HP5977M Calib Start Date: 04/03/2022 22:58

GC Column: ZB-624 (30) VOA ID: 0.25(mm) Calib End Date: 04/04/2022 01:23

Lab File ID: M03258.D Conc. Units: ug/L Heated Purge: (Y/N) Y

ANALYTE	CURVE TYPE	AVE RRF	RRF	MIN RRF	CALC AMOUNT	SPIKE AMOUNT	%D	MAX %D
Methylcyclohexane	Ave	2.133	2.555	0.1000	59.9	50.0	19.8	20.0
1,2-Dichloropropane	Ave	1.340	1.394	0.1000	52.0	50.0	4.0	20.0
Dibromomethane	Ave	0.7527	0.7734	0.1000	51.4	50.0	2.8	20.0
1,4-Dioxane	Ave	0.0082	0.0064		788	1000	-21.2	50.0
Bromodichloromethane	Ave	1.395	1.547	0.2000	55.5	50.0	11.0	20.0
2-Chloroethyl vinyl ether	Ave	0.7351	0.8061		54.8	50.0	9.7	20.0
cis-1,3-Dichloropropene	Ave	1.804	1.946	0.2000	53.9	50.0	7.9	20.0
4-Methyl-2-pentanone (MIBK)	Ave	0.6451	0.6628	0.1000	257	250	2.7	20.0
Toluene	Ave	1.441	1.608	0.4000	55.8	50.0	11.6	20.0
trans-1,3-Dichloropropene	Ave	0.7542	0.7950	0.1000	52.7	50.0	5.4	20.0
Ethyl methacrylate	Ave	0.6511	0.6392		49.1	50.0	-1.8	20.0
1,1,2-Trichloroethane	Ave	0.4080	0.4264	0.1000	52.3	50.0	4.5	20.0
Tetrachloroethene	Ave	0.5670	0.6777	0.2000	59.8	50.0	19.5	20.0
1,3-Dichloropropane	Ave	0.8206	0.8609		52.5	50.0	4.9	20.0
2-Hexanone	Ave	0.4339	0.4499	0.1000	259	250	3.7	20.0
Dibromochloromethane	Ave	0.4628	0.5095	0.1000	55.0	50.0	10.1	20.0
1,2-Dibromoethane	Ave	0.5040	0.5135		50.9	50.0	1.9	20.0
Chlorobenzene	Ave	1.646	1.784	0.5000	54.2	50.0	8.3	20.0
Ethylbenzene	Ave	2.632	3.012	0.1000	57.2	50.0	14.4	20.0
1,1,1,2-Tetrachloroethane	Ave	0.5702	0.5960		52.3	50.0	4.5	20.0
m-Xylene & p-Xylene	Ave	1.057	1.190	0.1000	56.3	50.0	12.6	20.0
o-Xylene	Ave	1.087	1.187	0.3000	54.6	50.0	9.2	20.0
Styrene	Ave	1.849	1.988	0.3000	53.8	50.0	7.6	20.0
Bromoform	Ave	0.2738	0.2924	0.1000	53.4	50.0	6.8	50.0
Isopropylbenzene	Ave	2.597	3.129	0.1000	60.2	50.0	20.5*	20.0
Bromobenzene	Ave	0.6642	0.7186		54.1	50.0	8.2	20.0
1,1,2,2-Tetrachloroethane	Ave	0.6545	0.6861	0.3000	52.4	50.0	4.8	20.0
N-Propylbenzene	Ave	3.015	3.618		60.0	50.0	20.0	20.0
1,2,3-Trichloropropane	Ave	0.2098	0.2196		52.3	50.0	4.7	20.0
trans-1,4-Dichloro-2-butene	Ave	0.2181	0.2247		51.5	50.0	3.0	50.0
2-Chlorotoluene	Ave	0.6594	0.7598		57.6	50.0	15.2	20.0
1,3,5-Trimethylbenzene	Ave	2.259	2.677		59.2	50.0	18.5	20.0
4-Chlorotoluene	Ave	0.6680	0.7611		57.0	50.0	13.9	20.0
tert-Butylbenzene	Ave	0.4963	0.6100		61.5	50.0	22.9*	20.0
1,2,4-Trimethylbenzene	Ave	2.366	2.708		57.2	50.0	14.5	20.0
sec-Butylbenzene	Ave	2.876	3.505		60.9	50.0	21.8*	20.0
1,3-Dichlorobenzene	Ave	1.368	1.497	0.6000	54.7	50.0	9.4	20.0
4-Isopropyltoluene	Ave	2.602	3.134		60.2	50.0	20.4*	20.0
1,4-Dichlorobenzene	Ave	1.399	1.500	0.5000	53.6	50.0	7.3	20.0
n-Butylbenzene	Ave	2.344	2.832		60.4	50.0	20.8*	20.0
1,2-Dichlorobenzene	Ave	1.369	1.445	0.4000	52.7	50.0	5.5	20.0

FORM VII 8260C

FORM I
GC/MS VOA ORGANICS ANALYSIS DATA SHEET

Lab Name: Eurofins Buffalo
Job No.: 480-196699-1
SDG No.:
Client Sample ID:
Lab Sample ID: MB 480-622193/2-A
Matrix: Solid
Lab File ID: M03262.D
Analysis Method: 8260C
Date Collected:
Sample wt/vol: 5(g)
Date Analyzed: 04/18/2022 22:29
Soil Aliquot Vol:
Dilution Factor: 1
Soil Extract Vol.:
GC Column: ZB-624 (30) VOA ID: 0.25(mm)
% Moisture:
Level: (low/med) Low
Analysis Batch No.: 622194
Units: ug/Kg

CAS NO.	COMPOUND NAME	RESULT	Q	RL	MDL
95-63-6	1,2,4-Trimethylbenzene	5.0	U	5.0	0.96
108-67-8	1,3,5-Trimethylbenzene	5.0	U	5.0	0.32
99-87-6	4-Isopropyltoluene	5.0	U	5.0	0.40
179601-23-1	m-Xylene & p-Xylene	10	U	10	0.84
91-20-3	Naphthalene	5.0	U	5.0	0.67
104-51-8	n-Butylbenzene	5.0	U	5.0	0.44
103-65-1	N-Propylbenzene	5.0	U	5.0	0.40
95-47-6	o-Xylene	5.0	U	5.0	0.65
135-98-8	sec-Butylbenzene	5.0	U	5.0	0.44
98-06-6	tert-Butylbenzene	5.0	U	5.0	0.52
71-43-2	Benzene	5.0	U	5.0	0.25
100-41-4	Ethylbenzene	5.0	U	5.0	0.35
98-82-8	Isopropylbenzene	5.0	U	5.0	0.75
1634-04-4	Methyl tert-butyl ether	5.0	U	5.0	0.49
108-88-3	Toluene	0.676	J	5.0	0.38
1330-20-7	Xylenes, Total	10	U	10	0.84

CAS NO.	SURROGATE	%REC	Q	LIMITS
17060-07-0	1,2-Dichloroethane-d4 (Surr)	102		64-126
460-00-4	4-Bromofluorobenzene (Surr)	99		72-126
1868-53-7	Dibromofluoromethane (Surr)	105		60-140
2037-26-5	Toluene-d8 (Surr)	100		71-125

2A-IN
CALIBRATION VERIFICATIONS
METALS

Lab Name: Eurofins Buffalo Job No.: 480-196699-1

SDG No.:

ICV Source: MEI_10_CCVL_00435 Concentration Units: mg/L

CCV Source: MEI_10_CCVL_00435

Analyte	CCVL 480-622241/43 04/18/2022 16:44											
	Found	C	True	%R	Found	C	True	%R	Found	C	True	%R
Arsenic	0.0132	J	0.0150	88								
Barium	0.00281		0.00200	141								
Lead	0.00978	J	0.0100	98								
Zinc	0.0103		0.0100	103								

Note! Calculations are performed before rounding to avoid round-off errors in calculated results.
Italicized analytes were not requested for this sequence.

Appendix C

Validator Qualifications

KENNETH R. APPLIN
Geochemist/Data Validator

Ph.D., Geochemistry and Mineralogy, The Pennsylvania State University

M.S., Geochemistry and Mineralogy, The Pennsylvania State University

B.A., Geological Sciences, SUNY at Geneseo, NY

Dr. Applin has over 35 years of experience working with the geochemistry of natural waters. His prior experience includes working as an Assistant Professor of Geology at the University of Missouri-Columbia and as Chief Hydrogeologist and Geochemist with a leading engineering firm in Rochester, NY. In 1993, he established KR Applin and Associates, a small consulting business that focuses on the geochemistry of natural waters, especially as applied to problems involving the contamination of groundwater and surface water.

Dr. Applin is also an experienced analytical data validator and has provided data validation services since 1994 to a variety of clients performing brownfield cleanup projects, hazardous waste remediation, groundwater monitoring at solid waste facilities, and other projects requiring third-party data validation. Dr. Applin has several years of hands-on experience with the laboratory analysis of natural waters and has successfully completed the USEPA Region II certification courses for performing inorganic and organic analytical data validation.

MICHAEL K. PERRY
Chemist/Data Validator

B.S. Chemistry, Georgia State University, Atlanta, GA

A.A.S., Chemical Technology, Alfred State College, Alfred, NY

Mr. Perry has over 30 years of experience in the analytical laboratory business. During his early career, he spent several years as a laboratory analyst performing the analysis of soil, water, and air samples for inorganic and organic chemical parameters. During his last 20 years in the environmental laboratory business, he managed and directed two major analytical laboratories in Rochester, NY. His management responsibilities included oversight of the daily operations of the lab, staff training and supervision, the selection, purchase, and maintenance of analytical instruments, the introduction of new laboratory methods, analytical quality assurance and quality control, data acquisition and management, and other business-related activities.

Mr. Perry has an extensive working knowledge of the methods and procedures used for sampling and analyzing both inorganic and organic analytes in soil, water, and air. He is an accomplished laboratory chemist and is familiar with the analytical methods and procedures established under the USEPA Contract Laboratory Protocols (CLP), the NYSDEC Analytical Services Protocols (ASP), and the NYSDOH Environmental Laboratory Approval Program (ELAP).

DATA USABILITY SUMMARY REPORT (DUSR)

Pilgrim Village Family
951 Ellicott St.
Buffalo, NY 14209
NYSDEC BCP # C915362

SDG: J196928-1
1 soil sample

Prepared for:

BE3 Corp.
960 Busti Avenue
Suite 150-B
Buffalo, NY 14213
Attention: Dalton Stack

May 2022

EDU *Environmental Data Usability 10028 Deer Park Dr. Dansville, NY 14437 585-991-9156*

Table of Contents

		Page No.
REVIEWER'S NARRATIVE		
1.0	SUMMARY	1
2.0	INTRODUCTION	1
3.0	SAMPLE AND ANALYSIS SUMMARY	2
4.0	GUIDANCE DOCUMENTS AND DATA REVIEW CRITERIA	2
5.0	DATA VALIDATION QUALIFIERS	3
6.0	RESULTS OF THE DATA REVIEW	4
7.0	TOTAL USABLE DATA	4

APPENDIX A Validated Analytical Results
APPENDIX B Laboratory QC Documentation
APPENDIX C Validator Qualifications

Tables

Table 4-1 Data Validation Guidance Documents
Table 4-2 Quality Control Criteria for Validating Laboratory Analytical Data

Summaries of Validated Results
Table 6-1 VOCs
Table 6-2 SVOCs
Table 6-3 Metals

REVIEWER'S NARRATIVE
BE3 SDG J196928-1: Pilgrim Village Family

The data associated with this Sample Delivery Group (SDG) J196928-1, analyzed by Eurofins Buffalo, Buffalo, NY have been reviewed in accordance with assessment criteria provided by the New York State Department of Environmental Conservation following the review procedures provided in the USEPA Functional Guidelines for evaluating organic and inorganic data.

All analytical results reported by the laboratory are considered valid and acceptable except results that have been qualified as rejected, “R”. Results qualified as estimated “J”, or as non-detects, “U”, are considered usable for the purpose of evaluating water and/or soil quality. However, these qualifiers indicate that the accuracy and/or precision of the analytical result is questionable. A summary of all data that have been qualified and the reasons for qualification are provided in the following data usability summary report (DUSR).

Two facts should be noted by all data users. First, the “R” qualifier means that the associated value is unusable. In other words, due to significant quality control (QC) problems, the analysis is invalid and provides no information as to whether the analyte is present or not. Values qualified with an “R” should not appear on the final data tables because they cannot be relied upon, even as the last resort. Second, no analyte concentration, even if it has passed all QC tests, is guaranteed to be accurate. Strict QC serves to increase confidence in data, but any value potentially contains error.

Reviewer's Signature: Michael K. Perry Date: 5/31/2022

Michael K. Perry
Chemist

1.0 SUMMARY

SITE:	Pilgrim Village Family 951 Ellicott St. Buffalo, NY 14209
SAMPLING DATE:	April 19, 2022
SAMPLE TYPE:	1 soil sample
LABORATORY:	Eurofins Buffalo Buffalo, NY
SDG No.:	J196928-1

2.0 INTRODUCTION

This data usability summary report (DUSR) was prepared in accordance with guidance provided by the New York State Department of Environmental Conservation (NYSDEC). The DUSR is based on a review and evaluation of the laboratory analytical data package. Specifically, the NYSDEC guidance recommends review and evaluation of the following elements of the data package:

- Completeness of the data package as defined under the requirements of the NYSDEC Analytical Services Protocols (ASP) Category B or the United States Environmental Protection Agency (USEPA) Contract Laboratory Program (CLP) deliverables,
- Compliance with established analyte holding times,
- Adherence to quality control (QC) limits and specifications for blanks, instrument tuning and calibration, surrogate recoveries, spike recoveries, laboratory duplicate analyses, and other QC criteria,
- Adherence to established analytical protocols,
- Conformance of data summary sheets with raw analytical data, and
- Use of correct data qualifiers.

Data deficiencies, analytical protocol deviations, and quality control problems identified using the review criteria above and their effect on the analytical results are discussed in this report.

3.0 SAMPLE AND ANALYSIS SUMMARY

The data package consists of analytical results for one soil sample collected on April 19, 2022. This sample was analyzed for Volatile Organic Compounds (VOCs), Semi-volatile Organic Compounds (SVOCs), and Metals.

All analyses were performed by Eurofins Buffalo, Buffalo, NY and analyzed as SDG J196928-1. The analytical results were provided in NYSDEC ASP Category B format, which includes all raw analytical data and laboratory QC data.

4.0 GUIDANCE DOCUMENTS AND DATA REVIEW CRITERIA

The guidance documents appropriate for reviewing laboratory quality control (QC) data and assigning data qualifiers (flags) to analytical results were selected from those listed in Table 4-1. The QC limits established in the documents applicable to this data review were used to assess the quality of the analytical results. In some cases, however, QC limits established internally by the laboratory were taken into account to determine data quality.

The QC criteria considered for assessing the usability of the reported analytical results provided for each analyte type (i.e. VOCs, SVOCs, metals, etc.) are listed in Table 4-2. These criteria may vary with the analytical method utilized by the laboratory. These criteria comply with the guidance recommended in Section 2.0 above.

5.0 DATA VALIDATION QUALIFIERS

The letter qualifiers (flags) used to define data usability are described briefly below. These letters are assigned by the data validator to analytical results having questionable accuracy and/or precision as determined by reviewing the laboratory QC data associated with the analytical results.

TABLE 4-1

Guidance Used For Validating Laboratory Analytical Data

Analyte Group	Guidance	Date
Metals (ICP-AES)	USEPA SOP HW-3a, Rev. 1	September 2016
Metals (Hg & CN)	USEPA SOP HW-3c, Rev. 1	September 2016
Volatile Organic Compounds (by Methods 8260B & 8260C)	USEPA SOP HW-24, Rev. 4	September 2014
Semi-Volatile Organic Compounds (by Method 8270D)	USEPA SOP HW-22 Rev. 5	December 2010
Pesticides (by Method 8181B)	USEPA SOP HW-44, Rev. 1.1	December 2010
Chlorinated Herbicides (by Method 8151A)	USEPA SOP HW-17, Rev. 3.1	December 2010
Polychlorinated Biphenyls (PCBs)	USEPA SOP HW-37A, Rev. 0	June 2015
Volatile Organic Compounds (Air) (by Method TO-15)	USEPA SOP HW-31, Rev. 6	September 2016
Per- and PolyFluoroAlkyl Substances (PFAS)	* NYSDEC	January 2021
General Chemistry Parameters	per NYSDEC ASP	July 2005

* Sampling, Analysis, and Assessment of Per- and Polyfluoroalkyl Substances (PFAS) Under NYSDEC's Part 375 Remedial Programs, Appendix I

TABLE 4-2

QUALITY CONTROL CRITERIA USED FOR VALIDATING LABORATORY ANALYTICAL DATA

VOCs	SVOCs	Pesticides/PCBs	Metals	Gen Chemistry	PFAS
Completeness of Pkg	Completeness of Pkg	Completeness of Pkg	Completeness of Pkg	Completeness of Pkg	Completeness of Pkg
Sample Preservation	Sample Preservation	Sample Preservation	Sample Preservation	Sample Preservation	Sample Preservation
Holding Time	Holding Time	Holding Time	Holding Time	Holding Times	Holding Time
System Monitoring Compounds	Surrogate Recoveries	Surrogate Recoveries	Initial/Continuing Calibration	Calibration	Instr Performance Check
Lab Control Sample	Lab Control Sample	Matrix Spikes	CRDL Standards	Lab Control Samples	Initial Calibration
Matrix Spikes	Matrix Spikes	Blanks	Blanks	Blanks	Continuing Calibration
Blanks	Blanks	Instrument Calibration & Verification	Interference Check Sample	Spike Recoveries	Blanks
Instrument Tuning	Instrument Tuning	Comparison of duplicate GC column results	Spike Recoveries	Lab Duplicates	Surrogates
Internal Standards	Internal Standards	Analyte ID	Lab Duplicate		Lab Fortified Blank
Initial Calibration	Initial Calibration	Lab Qualifiers	Lab Control Sample		Matrix Spikes
Continuing Calibration	Continuing Calibration	Field Duplicate	ICP Serial Dilutions		Internal Standards
Lab Qualifiers	Lab Qualifiers		Lab Qualifiers		
Field Duplicate	Field Duplicate		Field Duplicate		

Method TO-15 (Air)
Completeness of Pkg
Sample Preservation
Holding Time
Canister Certification
Instrument Tuning
Initial Calibration and Instrument Performance
Daily Calibration
Blanks
Lab Control Sample
Field Duplicate

The laboratory may also use various letters and symbols to flag analytical results generated when QC limits were exceeded. The meanings of these flags may differ from those used by the independent data validator. Those used by the laboratory are provided with the analytical results.

NOTE: The assignment of data qualifiers by the data reviewer (validator) to laboratory analytical results should not necessarily be interpreted by the data user as a measure of laboratory ability or proficiency. Rather, the qualifiers are intended to provide a measure of data accuracy and precision to the data user, which, for example, may provide a level of confidence in determining whether or not standards or cleanup objectives have been met.

U The analyte was analyzed for but was not detected at or above the sample quantitation limit.

J The analyte was positively identified; the associated numerical value is the *approximate* concentration of the analyte in the sample. (The magnitude of any ± value associated with the result is not determined by data validation).

J+ The result is an estimated quantity and may be biased high.

J- The result is an estimated quantity and may be biased low.

UJ The analyte was analyzed for but not detected. The reported quantitation limit is approximate and may inaccurate or imprecise.

R The sample result is rejected (i.e., is unusable) due to serious deficiencies in the ability to analyze the sample and meet quality control criteria. The presence or absence of the analyte cannot be verified.

NJ The analysis indicates the presence of an analyte that has been "tentatively identified" and the associated numerical value represents its approximate concentration.

The validated analytical results are attached to this report. Validation qualifiers (flags) are indicated in red print. Data sheets having qualified data are signed and dated by the data reviewer.

6.0 RESULTS OF THE DATA REVIEW

The results of the data review are summarized in Tables 6-1 through 6-3. The tables list the samples where QC criteria were found to exceed acceptable limits and the actions taken to qualify the associated analytical results.

7.0 TOTAL USABLE DATA

For SDG J196928-1, one sample was analyzed and results were reported for 120 analytes. Even though some results were flagged with a "J" as estimated, all results (100 %) are considered usable. See the summary table for the analyses that have rejected/qualified and the corresponding QC reasons.

NOTE: 1) As noted by the laboratory, the soil samples were not collected following SW846 5035A protocol. This adds an element of uncertainty to the analytical results for volatile organic analytes (VOAs). Although not specifically indicated on the final data sheets with a "J" flag, the VOA analytical results should be considered estimated, but usable.

Table 6-1 8260 VOCs

SAMPLES AFFECTED	ANALYTES	ACTION	QC VIOLATION	COMMENTS
B-25A	1,2,4-Trichlorobenzene MEK	J detects UJ non-detects	MS/MSD < QC limit	Data are estimated

Table 6-2 8270 SVOCs

SAMPLES AFFECTED	ANALYTES	ACTION	QC VIOLATION	COMMENTS
B-25A	Pyrene	J detects	LCS > QC limit	Data are estimated

Table 6-3 Metals

SAMPLES AFFECTED	ANALYTES	ACTION	QC VIOLATION	COMMENTS
B-25A	Ba	J+ detects	MS > QC limit	Data are biased high
B-25A	Zn	J detects	Serial Dilution > 15 % QC limit	Data are estimated

ACRONYMS

BSP	Blank Spike
CCAL	Continuing Calibration
CCB	Continuing Calibration Blank
CCV	Continuing Calibration Verification
CRDL	Contract Required Detection Limit
CRQL	Contract Required Quantitation Limit
%D	Percent Difference
ICAL	Initial Calibration
ICB	Initial Calibration Blank
IS	Internal Standard
LCS	Laboratory Control Sample
MS/MSD	Matrix Spike/Matrix Spike Duplicate
QA	Quality Assurance
QC	Quality Control
%R	Percent recovery
RPD	Relative Percent Difference
RRF	Relative Response Factor
%RSD	Percent Relative Standard Deviation
TAL	Target Analyte List (metals)
TCL	Target Compound List (organics)

Appendix A

Validated Analytical Results

ANALYTICAL REPORT

Job Number: 480-196928-1

Job Description: Project #1 - Pilgrim Village Family

For:
Brydges Engineering in Environment & Energy DPC
960 Busti Ave
Suite B-150
Buffalo, NY 14213

Attention: Mr. Dalton Stack

Approved for release.
Rebecca M Jones
Project Management Assistant I
4/28/2022 1:07 PM

Designee for
John Beninati, Project Manager
10 Hazelwood Drive, Amherst, NY, 14228-2298
(716)504-9874
John.Beninati@et.eurofinsus.com
04/28/2022

The test results in this report meet all NELAP requirements for parameters for which accreditation is required or available. Any exceptions to the NELAP requirements are noted in this report. Pursuant to NELAP, this report may not be reproduced, except in full, without the written approval of the laboratory. This report is confidential and is intended for the sole use of Eurofins Environment Testing Northeast, LLC Buffalo and its client. All questions regarding this report should be directed to the Eurofins Environment Testing Northeast, LLC Buffalo Project Manager or designee who has signed this report.

The test results in this report relate only to the samples as received by the laboratory and will meet all requirements of the methodology, with any exceptions noted. This report shall not be reproduced except in full, without the express written approval of the laboratory. All questions should be directed to the Eurofins Environment Testing Northeast, LLC Project Manager.

This report has been electronically signed and authorized by the signatory. Electronic signature is intended to be the legally binding equivalent of a traditionally handwritten signature.

Eurofins Buffalo
10 Hazelwood Drive, Amherst, NY 14228-2298
Tel (716) 691-2600 Fax (716) 691-7991 www.EurofinsUS.com

Job Narrative
480-196928-1

Comments
No additional comments.

Receipt
The sample was received on 4/19/2022 4:45 PM. Unless otherwise noted below, the sample arrived in good condition, and where required, properly preserved and on ice. The temperature of the cooler at receipt was 3.3º C.

GC/MS VOA
No analytical or quality issues were noted, other than those described in the Definitions/Glossary page.

GC/MS Semi VOA
Method 8270D: The laboratory control sample (LCS) for preparation batch 480-623107 and analytical batch 480-623223 recovered outside control limits for the following analytes: Pyrene. These analytes were biased high in the LCS and were not detected in the associated samples; therefore, the data have been reported.

Method 8270D: The following compound has been spiked at a level above the upper range of the initial calibration: Benzaldehyde. The laboratory control sample (LCS) and/or laboratory control sample duplicate (LCSD) associated with preparation batch 480-623107 and analytical batch 480-623223 recovered within acceptable limits for this analyte and has been qualified with an "E" flag. (LCS 480-623107/2-A)

No additional analytical or quality issues were noted, other than those described above or in the Definitions/Glossary page.

Metals
Method 6010C: The serial dilution and post spike (480-196928-B-1-K PDS) and (480-196928-B-1-K SD ^5), associated with batch 480-622878, exceeded the quality control limits for Total Barium. Sample matrix is suspected, therefore, no corrective action was necessary.

Method 6010C: The serial dilution and post spike (480-196928-B-1-K PDS) and (480-196928-B-1-K SD ^5), associated with batch 480-622878, exceeded the quality control limits for Total Zinc. Sample matrix is suspected, therefore, no corrective action was necessary.

No additional analytical or quality issues were noted, other than those described above or in the Definitions/Glossary page.

Organic Prep
No analytical or quality issues were noted, other than those described in the Definitions/Glossary page.

Sample Summary

Client: Brydges Engineering in Environment & Energy DPC
Job ID: 480-196928-1
Project/Site: Project #1 - Pilgrim Village Family

Lab Sample ID	Client Sample ID	Matrix	Collected	Received
480-196928-1	B-25A	Solid	04/19/22 13:45	04/19/22 16:45

Eurofins Buffalo
10 Hazelwood Drive
Amherst, NY 14228-2298
Phone: 716-691-2600 Fax: 716-691-7991

Chain of Custody Record

eurofins Environment Testing America

Client Information	Sampler: Libby Broderick	Lab PM: Beninati, John	Carrier Tracking No(s):	COC No: 480-172533-37343.1
Client Contact: Mr. Jake Tracy	Phone: 716-545-2143	E-Mail: john.beninati@eurofinset.com	State of Origin:	Page: Page 1 of 1
Company: Brydges Engineering in Environment & Energy DPC	PWSID:			Job #:
Address: 960 Busti Ave Suite B-150	Due Date Requested: AS SOON AS POSS.			
City: Buffalo	TAT Requested (days): 5 DAYS IF POSSIBLE 10 DAYS IF NOT.			
State, Zip: NY, 14213	Compliance Project: Δ Yes Δ No			
Phone: 716-362-6532(Tel)	PO #: Purchase Order not required			
Email: jtracy@be3corp.com	WO #:			
Project Name: Project #1 - Pilgrim Village Family	Project #: 48024826			
Site:	SSOW#:			

Analysis Requested

Sample Identification	Sample Date	Sample Time	Sample Type (C=comp, G=grab)	Matrix (W=water, S=solid, O=waste/oil, BT=Tissue, A=Air)	Field Filtered Sample (Yes or No)	Perform MS/MSD (Yes or No)	8270D	8260C - TCL VOCs (LL Bulk)	6010C, 7471B (MOD: As, BA, PB, ZN)	Total Number of containers	Special Instructions/Note:
			Preservation Code:				N	N	N		
B-25A	4-19-22	1:45	G	Solid	N	N	✓	✓	✓	2	
				Solid							
				Solid							
				Solid							
				Solid							
				Solid							
				Solid							
				Solid							
				Solid							
				Solid							

Preservation Codes:

A - HCL	M - Hexane
B - NaOH	N - None
C - Zn Acetate	O - AsNaO2
D - Nitric Acid	P - Na2O4S
E - NaHSO4	Q - Na2SO3
F - MeOH	R - Na2S2O3
G - Amchlor	S - H2SO4
H - Ascorbic Acid	T - TSP Dodecahydrate
I - Ice	U - Acetone
J - DI Water	V - MCAA
K - EDTA	W - pH 4-5
L - EDA	Z - other (specify)

Other:

480-196928 Chain of Custody

Possible Hazard Identification
☑ Non-Hazard ☐ Flammable ☐ Skin Irritant ☐ Poison B ☐ Unknown ☐ Radiological

Sample Disposal (A fee may be assessed if samples are retained longer than 1 month)
☐ Return To Client ☐ Disposal By Lab ☐ Archive For _____ Months

Deliverable Requested: I, II, III, IV, Other (specify)

Special Instructions/QC Requirements:

Empty Kit Relinquished by:	Date:	Time:	Method of Shipment:

Relinquished by	Date/Time	Company	Received by	Date/Time	Company
[signature]	4-19-22 4:30	BE3	[signature]	4/19/22 16:45	BENF
Relinquished by:	Date/Time:	Company	Received by:	Date/Time:	Company
Relinquished by:	Date/Time:	Company	Received by:	Date/Time:	Company

Custody Seals Intact: Δ Yes Δ No	Custody Seal No.:	Cooler Temperature(s) °C and Other Remarks: 3.5 ICE

Ver: 06/08/2021

Method 8260C

Volatile Organic Compounds (GC/MS) by Method 8260C

FORM I
GC/MS VOA ORGANICS ANALYSIS DATA SHEET

Lab Name: Eurofins Buffalo | Job No.: 480-196928-1
SDG No.:
Client Sample ID: B-25A | Lab Sample ID: 480-196928-1
Matrix: Solid | Lab File ID: M03303.D
Analysis Method: 8260C | Date Collected: 04/19/2022 13:45
Sample wt/vol: 5(g) | Date Analyzed: 04/20/2022 23:55
Soil Aliquot Vol: | Dilution Factor: 1
Soil Extract Vol.: | GC Column: ZB-624 (30) VOA ID: 0.25(mm)
% Moisture: 15.9 | Level: (low/med) Low
Analysis Batch No.: 622550 | Units: ug/Kg

CAS NO.	COMPOUND NAME	RESULT	Q	RL	MDL	
71-55-6	1,1,1-Trichloroethane	5.9	U vs	5.9	0.43	
79-34-5	1,1,2,2-Tetrachloroethane	5.9	U vs	5.9	0.96	
76-13-1	1,1,2-Trichloro-1,2,2-trifluoroethane	5.9	U vs	5.9	1.4	
79-00-5	1,1,2-Trichloroethane	5.9	U vs	5.9	0.77	
75-34-3	1,1-Dichloroethane	5.9	U vs	5.9	0.72	
75-35-4	1,1-Dichloroethene	5.9	U vs	5.9	0.73	
120-82-1	1,2,4-Trichlorobenzene	5.9	U F1 vs	5.9	0.36	UJ
96-12-8	1,2-Dibromo-3-Chloropropane	5.9	U vs	5.9	3.0	
106-93-4	1,2-Dibromoethane	5.9	U vs	5.9	0.76	
95-50-1	1,2-Dichlorobenzene	5.9	U vs	5.9	0.46	
107-06-2	1,2-Dichloroethane	5.9	U vs	5.9	0.30	
78-87-5	1,2-Dichloropropane	5.9	U vs	5.9	3.0	
541-73-1	1,3-Dichlorobenzene	5.9	U vs	5.9	0.31	
106-46-7	1,4-Dichlorobenzene	5.9	U vs	5.9	0.83	
78-93-3	2-Butanone (MEK)	30	U F1 vs	30	2.2	UJ
591-78-6	2-Hexanone	30	U vs	30	3.0	
108-10-1	4-Methyl-2-pentanone (MIBK)	30	U vs	30	1.9	
67-64-1	Acetone	30	U vs	30	5.0	
71-43-2	Benzene	5.9	U vs	5.9	0.29	
75-27-4	Bromodichloromethane	5.9	U vs	5.9	0.80	
75-25-2	Bromoform	5.9	U vs	5.9	3.0	
74-83-9	Bromomethane	5.9	U vs	5.9	0.53	
75-15-0	Carbon disulfide	5.9	U vs	5.9	3.0	
56-23-5	Carbon tetrachloride	5.9	U vs	5.9	0.58	
108-90-7	Chlorobenzene	5.9	U vs	5.9	0.78	
75-00-3	Chloroethane	5.9	U vs	5.9	1.3	
67-66-3	Chloroform	5.9	U vs	5.9	0.37	
74-87-3	Chloromethane	5.9	U vs	5.9	0.36	
156-59-2	cis-1,2-Dichloroethene	5.9	U vs	5.9	0.76	
10061-01-5	cis-1,3-Dichloropropene	5.9	U vs	5.9	0.86	
110-82-7	Cyclohexane	5.9	U vs	5.9	0.83	
124-48-1	Dibromochloromethane	5.9	U vs	5.9	0.76	
75-71-8	Dichlorodifluoromethane	5.9	U vs	5.9	0.49	
100-41-4	Ethylbenzene	5.9	U vs	5.9	0.41	

MKP 5/31/2022

FORM I
GC/MS VOA ORGANICS ANALYSIS DATA SHEET

Lab Name: Eurofins Buffalo
Job No.: 480-196928-1
SDG No.:
Client Sample ID: B-25A
Lab Sample ID: 480-196928-1
Matrix: Solid
Lab File ID: M03303.D
Analysis Method: 8260C
Date Collected: 04/19/2022 13:45
Sample wt/vol: 5(g)
Date Analyzed: 04/20/2022 23:55
Soil Aliquot Vol:
Dilution Factor: 1
Soil Extract Vol.:
GC Column: ZB-624 (30) VOA ID: 0.25(mm)
% Moisture: 15.9
Level: (low/med) Low
Analysis Batch No.: 622550
Units: ug/Kg

CAS NO.	COMPOUND NAME	RESULT	Q	RL	MDL
98-82-8	Isopropylbenzene	5.9	U vs	5.9	0.90
79-20-9	Methyl acetate	30	U vs	30	3.6
1634-04-4	Methyl tert-butyl ether	5.9	U vs	5.9	0.58
108-87-2	Methylcyclohexane	5.9	U vs	5.9	0.90
75-09-2	Methylene Chloride	5.9	U vs	5.9	2.7
100-42-5	Styrene	5.9	U vs	5.9	0.30
127-18-4	Tetrachloroethene	5.9	U vs	5.9	0.80
108-88-3	Toluene	5.9	U vs	5.9	0.45
156-60-5	trans-1,2-Dichloroethene	5.9	U vs	5.9	0.61
10061-02-6	trans-1,3-Dichloropropene	5.9	U vs	5.9	2.6
79-01-6	Trichloroethene	5.9	U vs	5.9	1.3
75-69-4	Trichlorofluoromethane	5.9	U vs	5.9	0.56
75-01-4	Vinyl chloride	5.9	U vs	5.9	0.72
1330-20-7	Xylenes, Total	12	U vs	12	1.0

CAS NO.	SURROGATE	%REC	Q	LIMITS
17060-07-0	1,2-Dichloroethane-d4 (Surr)	102		64-126
460-00-4	4-Bromofluorobenzene (Surr)	87		72-126
1868-53-7	Dibromofluoromethane (Surr)	104		60-140
2037-26-5	Toluene-d8 (Surr)	102		71-125

Method 8270D

Semivolatile Organic Compounds (GC/MS) by Method 8270D

No data validation qualifiers were added

MKP 5/31/2022

FORM I
GC/MS SEMI VOA ORGANICS ANALYSIS DATA SHEET

Lab Name: Eurofins Buffalo | Job No.: 480-196928-1
SDG No.:
Client Sample ID: B-25A | Lab Sample ID: 480-196928-1
Matrix: Solid | Lab File ID: V3157283.D
Analysis Method: 8270D | Date Collected: 04/19/2022 13:45
Extract. Method: 3550C | Date Extracted: 04/25/2022 15:36
Sample wt/vol: 30.41(g) | Date Analyzed: 04/26/2022 17:33
Con. Extract Vol.: 1(mL) | Dilution Factor: 1
Injection Volume: 1(uL) | Level: (low/med) Low
% Moisture: 15.9 | GPC Cleanup:(Y/N) N
Analysis Batch No.: 623223 | Units: ug/Kg

CAS NO.	COMPOUND NAME	RESULT	Q	RL	MDL
95-95-4	2,4,5-Trichlorophenol	200	U	200	54
88-06-2	2,4,6-Trichlorophenol	200	U	200	40
120-83-2	2,4-Dichlorophenol	200	U	200	21
105-67-9	2,4-Dimethylphenol	200	U	200	48
51-28-5	2,4-Dinitrophenol	1900	U	1900	920
121-14-2	2,4-Dinitrotoluene	200	U	200	41
606-20-2	2,6-Dinitrotoluene	200	U	200	23
91-58-7	2-Chloronaphthalene	200	U	200	33
95-57-8	2-Chlorophenol	390	U	390	36
91-57-6	2-Methylnaphthalene	200	U	200	40
95-48-7	2-Methylphenol	200	U	200	23
88-74-4	2-Nitroaniline	390	U	390	29
88-75-5	2-Nitrophenol	200	U	200	56
91-94-1	3,3'-Dichlorobenzidine	390	U	390	230
99-09-2	3-Nitroaniline	390	U	390	55
534-52-1	4,6-Dinitro-2-methylphenol	390	U	390	200
101-55-3	4-Bromophenyl phenyl ether	200	U	200	28
59-50-7	4-Chloro-3-methylphenol	200	U	200	49
106-47-8	4-Chloroaniline	200	U	200	49
7005-72-3	4-Chlorophenyl phenyl ether	200	U	200	25
106-44-5	4-Methylphenol	390	U	390	23
100-01-6	4-Nitroaniline	390	U	390	100
100-02-7	4-Nitrophenol	390	U	390	140
83-32-9	Acenaphthene	200	U	200	29
208-96-8	Acenaphthylene	200	U	200	26
98-86-2	Acetophenone	200	U	200	27
120-12-7	Anthracene	200	U	200	49
1912-24-9	Atrazine	200	U	200	69
100-52-7	Benzaldehyde	200	U	200	160
56-55-3	Benzo[a]anthracene	200	U	200	20
50-32-8	Benzo[a]pyrene	200	U	200	29
205-99-2	Benzo[b]fluoranthene	200	U	200	32
191-24-2	Benzo[g,h,i]perylene	200	U	200	21
207-08-9	Benzo[k]fluoranthene	200	U	200	26

FORM I
GC/MS SEMI VOA ORGANICS ANALYSIS DATA SHEET

Lab Name: Eurofins Buffalo | Job No.: 480-196928-1
SDG No.:
Client Sample ID: B-25A | Lab Sample ID: 480-196928-1
Matrix: Solid | Lab File ID: V3157283.D
Analysis Method: 8270D | Date Collected: 04/19/2022 13:45
Extract. Method: 3550C | Date Extracted: 04/25/2022 15:36
Sample wt/vol: 30.41(g) | Date Analyzed: 04/26/2022 17:33
Con. Extract Vol.: 1(mL) | Dilution Factor: 1
Injection Volume: 1(uL) | Level: (low/med) Low
% Moisture: 15.9 | GPC Cleanup:(Y/N) N
Analysis Batch No.: 623223 | Units: ug/Kg

CAS NO.	COMPOUND NAME	RESULT	Q	RL	MDL
92-52-4	Biphenyl	200	U	200	29
108-60-1	bis (2-chloroisopropyl) ether	200	U	200	40
111-91-1	Bis(2-chloroethoxy)methane	200	U	200	42
111-44-4	Bis(2-chloroethyl)ether	200	U	200	26
117-81-7	Bis(2-ethylhexyl) phthalate	200	U	200	68
85-68-7	Butyl benzyl phthalate	200	U	200	33
105-60-2	Caprolactam	200	U	200	60
86-74-8	Carbazole	200	U	200	23
218-01-9	Chrysene	200	U	200	45
53-70-3	Dibenz(a,h)anthracene	200	U	200	35
132-64-9	Dibenzofuran	200	U	200	23
84-66-2	Diethyl phthalate	200	U	200	26
131-11-3	Dimethyl phthalate	200	U	200	23
84-74-2	Di-n-butyl phthalate	200	U	200	34
117-84-0	Di-n-octyl phthalate	200	U	200	23
206-44-0	Fluoranthene	200	U	200	21
86-73-7	Fluorene	200	U	200	23
118-74-1	Hexachlorobenzene	200	U	200	27
87-68-3	Hexachlorobutadiene	200	U	200	29
77-47-4	Hexachlorocyclopentadiene	200	U	200	27
67-72-1	Hexachloroethane	200	U	200	26
193-39-5	Indeno[1,2,3-cd]pyrene	200	U	200	25
78-59-1	Isophorone	200	U	200	42
91-20-3	Naphthalene	200	U	200	26
98-95-3	Nitrobenzene	200	U	200	22
621-64-7	N-Nitrosodi-n-propylamine	200	U	200	34
86-30-6	N-Nitrosodiphenylamine	200	U	200	160
87-86-5	Pentachlorophenol	390	U	390	200
85-01-8	Phenanthrene	200	U	200	29
108-95-2	Phenol	200	U	200	30
129-00-0	Pyrene	200	U *+	200	23

METALS

COVER PAGE
METALS

Lab Name: Eurofins Buffalo Job Number: 480-196928-1

SDG No.:

Project: Project #1 - Pilgrim Village Family

Client Sample ID	Lab Sample ID
B-25A	480-196928-1

Comments:

1A-IN
INORGANIC ANALYSIS DATA SHEET
METALS

Client Sample ID: B-25A
Lab Sample ID: 480-196928-1
Lab Name: Eurofins Buffalo
Job No.: 480-196928-1
SDG ID.:
Matrix: Solid
Date Sampled: 04/19/2022 13:45
Reporting Basis: DRY
Date Received: 04/19/2022 16:45
% Solids: 84.1

CAS No.	Analyte	Result	RL	MDL	Units	C	Q	DIL	Method	
7440-38-2	Arsenic	2.4	2.3	0.46	mg/Kg			1	6010C	
7440-39-3	Barium	49.0	0.58	0.13	mg/Kg		B F1	1	6010C	J+
7439-92-1	Lead	12.5	1.2	0.28	mg/Kg			1	6010C	
7440-66-6	Zinc	50.2	2.3	0.74	mg/Kg			1	6010C	
7439-97-6	Mercury	0.0081	0.024	0.0056	mg/Kg	J		1	7471B	J

MKP 5/31/2022

GENERAL CHEMISTRY

No data validation qualifiers were added

MKP 5/31/2022

COVER PAGE
GENERAL CHEMISTRY

Lab Name: Eurofins Buffalo Job Number: 480-196928-1

SDG No.:

Project: Project #1 - Pilgrim Village Family

Client Sample ID	Lab Sample ID
B-25A	480-196928-1

Comments:

General Chemistry Raw Data Report

Job ID: 480-196928-1

Batch: 622534 **Analyst Initials: JMM**

Method: Moisture **Instrument: No Equipment Used for this Test**

Lab Sample ID: 480-196928-A-1 **Analysis Date: Apr 20, 2022 16:24**

Analyte	Detector	Dilution	Raw Result	Unit
Percent Moisture	None	1	15.8612143742255	%
Percent Solids	None	1	84.1387856257745	%

Appendix B

Laboratory QC Documentation

FORM III
GC/MS VOA MATRIX SPIKE RECOVERY

Lab Name: Eurofins Buffalo Job No.: 480-196928-1

SDG No.:

Matrix: Solid Level: Low Lab File ID: M03304.D

Lab ID: 480-196928-1 MS Client ID: B-25A MS

COMPOUND	SPIKE ADDED (ug/Kg)	SAMPLE CONCENTRATION (ug/Kg)	MS CONCENTRATION (ug/Kg)	MS % REC	QC LIMITS REC	#
1,1,1-Trichloroethane	57.8	5.9 U	53.6	93	77-121	vs
1,1,2,2-Tetrachloroethane	57.8	5.9 U	53.4	92	80-120	vs
1,1,2-Trichloro-1,2,2-trifluoroethane	57.8	5.9 U	50.5	87	60-140	vs
1,1,2-Trichloroethane	57.8	5.9 U	51.5	89	78-122	vs
1,1-Dichloroethane	57.8	5.9 U	54.0	93	73-126	vs
1,1-Dichloroethene	57.8	5.9 U	50.7	88	59-125	vs
1,2,4-Trichlorobenzene	57.8	5.9 U	31.6	55	64-120	F1 vs
1,2-Dibromo-3-Chloropropane	57.8	5.9 U	44.9	78	63-124	vs
1,2-Dibromoethane	57.8	5.9 U	47.2	82	78-120	vs
1,2-Dichlorobenzene	57.8	5.9 U	50.9	88	75-120	vs
1,2-Dichloroethane	57.8	5.9 U	51.3	89	77-122	vs
1,2-Dichloropropane	57.8	5.9 U	52.6	91	75-124	vs
1,3-Dichlorobenzene	57.8	5.9 U	50.7	88	74-120	vs
1,4-Dichlorobenzene	57.8	5.9 U	50.5	87	73-120	vs
2-Butanone (MEK)	289	30 U	189	65	70-134	F1 vs
2-Hexanone	289	30 U	208	72	59-130	vs
4-Methyl-2-pentanone (MIBK)	289	30 U	214	74	65-133	vs
Acetone	289	30 U	185	64	61-137	vs
Benzene	57.8	5.9 U	53.2	92	79-127	vs
Bromodichloromethane	57.8	5.9 U	55.6	96	80-122	vs
Bromoform	57.8	5.9 U	45.7	79	68-126	vs
Bromomethane	57.8	5.9 U	58.3	101	37-149	vs
Carbon disulfide	57.8	5.9 U	50.9	88	64-131	vs
Carbon tetrachloride	57.8	5.9 U	52.2	90	75-135	vs
Chlorobenzene	57.8	5.9 U	51.8	90	76-124	vs
Chloroethane	57.8	5.9 U	59.0	102	69-135	vs
Chloroform	57.8	5.9 U	53.2	92	80-120	vs
Chloromethane	57.8	5.9 U	57.1	99	63-127	vs
cis-1,2-Dichloroethene	57.8	5.9 U	53.5	93	80-120	vs
cis-1,3-Dichloropropene	57.8	5.9 U	51.1	88	80-120	vs
Cyclohexane	57.8	5.9 U	49.6	86	65-120	vs
Dibromochloromethane	57.8	5.9 U	53.7	93	76-125	vs
Dichlorodifluoromethane	57.8	5.9 U	54.4	94	57-142	vs
Ethylbenzene	57.8	5.9 U	52.5	91	80-120	vs
Isopropylbenzene	57.8	5.9 U	63.2	109	72-120	vs
Methyl acetate	116	30 U	80.3	69	55-136	vs
Methyl tert-butyl ether	57.8	5.9 U	47.9	83	63-125	vs
Methylcyclohexane	57.8	5.9 U	46.3	80	60-140	vs
Methylene Chloride	57.8	5.9 U	57.6	100	61-127	vs
Styrene	57.8	5.9 U	49.9	86	80-120	vs
Tetrachloroethene	57.8	5.9 U	51.7	89	74-122	vs

Column to be used to flag recovery and RPD values

FORM III 8260C

FORM III
GC/MS VOA MATRIX SPIKE DUPLICATE RECOVERY

Lab Name: Eurofins Buffalo Job No.: 480-196928-1

SDG No.:

Matrix: Solid Level: Low Lab File ID: M03305.D

Lab ID: 480-196928-1 MSD Client ID: B-25A MSD

COMPOUND	SPIKE ADDED (ug/Kg)	MSD CONCENTRATION (ug/Kg)	MSD % REC	% RPD	QC LIMITS RPD	QC LIMITS REC	#
1,1,1-Trichloroethane	59.1	57.0	97	6	30	77-121	vs
1,1,2,2-Tetrachloroethane	59.1	55.0	93	3	30	80-120	vs
1,1,2-Trichloro-1,2,2-trifluoroethane	59.1	52.4	89	4	30	60-140	vs
1,1,2-Trichloroethane	59.1	52.6	89	2	30	78-122	vs
1,1-Dichloroethane	59.1	57.5	97	6	30	73-126	vs
1,1-Dichloroethene	59.1	53.8	91	6	30	59-125	vs
1,2,4-Trichlorobenzene	59.1	31.5	53	0	30	64-120	F1 vs
1,2-Dibromo-3-Chloropropane	59.1	47.1	80	5	30	63-124	vs
1,2-Dibromoethane	59.1	47.8	81	1	30	78-120	vs
1,2-Dichlorobenzene	59.1	52.3	89	3	30	75-120	vs
1,2-Dichloroethane	59.1	54.6	92	6	30	77-122	vs
1,2-Dichloropropane	59.1	56.1	95	7	30	75-124	vs
1,3-Dichlorobenzene	59.1	52.1	88	3	30	74-120	vs
1,4-Dichlorobenzene	59.1	51.7	88	2	30	73-120	vs
2-Butanone (MEK)	295	201	68	6	30	70-134	F1 vs
2-Hexanone	295	215	73	3	30	59-130	vs
4-Methyl-2-pentanone (MIBK)	295	228	77	6	30	65-133	vs
Acetone	295	199	67	7	30	61-137	vs
Benzene	59.1	55.9	95	5	30	79-127	vs
Bromodichloromethane	59.1	58.5	99	5	30	80-122	vs
Bromoform	59.1	48.7	82	6	30	68-126	vs
Bromomethane	59.1	62.7	106	7	30	37-149	vs
Carbon disulfide	59.1	54.0	91	6	30	64-131	vs
Carbon tetrachloride	59.1	56.2	95	7	30	75-135	vs
Chlorobenzene	59.1	53.9	91	4	30	76-124	vs
Chloroethane	59.1	60.9	103	3	30	69-135	vs
Chloroform	59.1	56.9	96	7	30	80-120	vs
Chloromethane	59.1	61.6	104	8	30	63-127	vs
cis-1,2-Dichloroethene	59.1	55.9	95	4	30	80-120	vs
cis-1,3-Dichloropropene	59.1	53.7	91	5	30	80-120	vs
Cyclohexane	59.1	51.7	88	4	30	65-120	vs
Dibromochloromethane	59.1	56.4	95	5	30	76-125	vs
Dichlorodifluoromethane	59.1	58.5	99	7	30	57-142	vs
Ethylbenzene	59.1	54.8	93	4	30	80-120	vs
Isopropylbenzene	59.1	65.6	111	4	30	72-120	vs
Methyl acetate	118	88.7	75	10	30	55-136	vs
Methyl tert-butyl ether	59.1	51.0	86	6	30	63-125	vs
Methylcyclohexane	59.1	49.0	83	6	30	60-140	vs
Methylene Chloride	59.1	61.7	104	7	30	61-127	vs
Styrene	59.1	52.0	88	4	30	80-120	vs
Tetrachloroethene	59.1	54.4	92	5	30	74-122	vs

Column to be used to flag recovery and RPD values

FORM III 8260C

FORM I
GC/MS VOA ORGANICS ANALYSIS DATA SHEET

Lab Name: Eurofins Buffalo
Job No.: 480-196928-1
SDG No.:
Client Sample ID:
Lab Sample ID: MB 480-622549/2-A
Matrix: Solid
Lab File ID: M03300.D
Analysis Method: 8260C
Date Collected:
Sample wt/vol: 5(g)
Date Analyzed: 04/20/2022 22:32
Soil Aliquot Vol:
Dilution Factor: 1
Soil Extract Vol.:
GC Column: ZB-624 (30) VOA ID: 0.25(mm)
% Moisture:
Level: (low/med) Low
Analysis Batch No.: 622550
Units: ug/Kg

CAS NO.	COMPOUND NAME	RESULT	Q	RL	MDL
79-20-9	Methyl acetate	25	U	25	3.0
1634-04-4	Methyl tert-butyl ether	5.0	U	5.0	0.49
108-87-2	Methylcyclohexane	5.0	U	5.0	0.76
75-09-2	Methylene Chloride	5.0	U	5.0	2.3
100-42-5	Styrene	5.0	U	5.0	0.25
127-18-4	Tetrachloroethene	5.0	U	5.0	0.67
108-88-3	Toluene	0.438	U	5.0	0.38
156-60-5	trans-1,2-Dichloroethene	5.0	U	5.0	0.52
10061-02-6	trans-1,3-Dichloropropene	5.0	U	5.0	2.2
79-01-6	Trichloroethene	5.0	U	5.0	1.1
75-69-4	Trichlorofluoromethane	5.0	U	5.0	0.47
75-01-4	Vinyl chloride	5.0	U	5.0	0.61
1330-20-7	Xylenes, Total	10	U	10	0.84

CAS NO.	SURROGATE	%REC	Q	LIMITS
17060-07-0	1,2-Dichloroethane-d4 (Surr)	104		64-126
460-00-4	4-Bromofluorobenzene (Surr)	98		72-126
1868-53-7	Dibromofluoromethane (Surr)	106		60-140
2037-26-5	Toluene-d8 (Surr)	96		71-125

FORM III
GC/MS SEMI VOA LAB CONTROL SAMPLE RECOVERY

Lab Name: Eurofins Buffalo Job No.: 480-196928-1

SDG No.:

Matrix: Solid Level: Low Lab File ID: V3157282.D

Lab ID: LCS 480-623107/2-A Client ID:

COMPOUND	SPIKE ADDED (ug/Kg)	LCS CONCENTRATION (ug/Kg)	LCS % REC	QC LIMITS REC	#
Chrysene	1640	1720	105	64-120	
Dibenz(a,h)anthracene	1640	1600	98	54-132	
Dibenzofuran	1640	1550	95	63-120	
Diethyl phthalate	1640	1600	98	66-120	
Dimethyl phthalate	1640	1650	101	65-124	
Di-n-butyl phthalate	1640	1850	113	58-130	
Di-n-octyl phthalate	1640	1660	101	57-133	
Fluoranthene	1640	1520	93	62-120	
Fluorene	1640	1530	94	63-120	
Hexachlorobenzene	1640	1790	109	60-120	
Hexachlorobutadiene	1640	1500	92	45-120	
Hexachlorocyclopentadiene	1640	1080	66	47-120	
Hexachloroethane	1640	1240	76	41-120	
Indeno[1,2,3-cd]pyrene	1640	1650	101	56-134	
Isophorone	1640	1550	95	56-120	
Naphthalene	1640	1460	89	55-120	
Nitrobenzene	1640	1460	89	54-120	
N-Nitrosodi-n-propylamine	1640	1330	81	52-120	
Pentachlorophenol	3270	3940	120	51-120	
Phenanthrene	1640	1680	102	60-120	
Phenol	1640	1380	84	53-120	
Pyrene	1640	2230	136	61-133	*+

Column to be used to flag recovery and RPD values

FORM III 8270D

3-IN
METHOD BLANK
METALS

Lab Name: Eurofins Buffalo Job No.: 480-196928-1

SDG No.:

Concentration Units: mg/Kg Lab Sample ID: MB 480-622878/1-A

Instrument Code: ICAP1 Batch No.: 623278

CAS No.	Analyte	Concentration	C	Q	Method
7440-38-2	Arsenic	2.0	U		6010C
7440-39-3	Barium	0.187	J		6010C
7439-92-1	Lead	1.0	U		6010C

FORM III-IN

5A-IN
MATRIX SPIKE SAMPLE RECOVERY
METALS

Client ID: B-25A MS

Lab ID: 480-196928-1 MS

Lab Name: Eurofins Buffalo

Job No.: 480-196928-1

SDG No.:

Matrix: Solid

Concentration Units: mg/Kg

% Solids: 84.1

Analyte	SSR	C	Sample Result (SR)	C	Spike Added (SA)	%R	Control Limit %R	Q	Method
Arsenic	41.72		2.4		46.2	85	75-125		6010C
Barium	107.6		49.0		46.2	127	75-125	F1	6010C
Lead	57.76		12.5		46.2	98	75-125		6010C
Zinc	95.26		50.2		46.2	98	75-125		6010C

SSR = Spiked Sample Result

Calculations are performed before rounding to avoid round-off errors in calculated results.
Note - Results and Reporting Limits have been adjusted for dry weight.

FORM VA - IN

8-IN
ICP-AES AND ICP-MS SERIAL DILUTIONS
METALS

Lab ID: 480-196928-1

SDG No:

Lab Name: Eurofins Buffalo Job No: 480-196928-1

Matrix: Solid Concentration Units: mg/Kg

Analyte	Initial Sample Result (I)	C	Serial Dilution Result (S)	C	% Difference	Q	Method
Arsenic	2.4		11.6	U	NC		6010C
Barium	49.0		55.59		14	V	6010C
Lead	12.5		13.12		5.1		6010C
Zinc	50.2		60.37		20	V	6010C

Calculations are performed before rounding to avoid round-off errors in calculated results.

FORM VIII-IN

Appendix C

Validator Qualifications

KENNETH R. APPLIN
Geochemist/Data Validator

Ph.D., Geochemistry and Mineralogy, The Pennsylvania State University

M.S., Geochemistry and Mineralogy, The Pennsylvania State University

B.A., Geological Sciences, SUNY at Geneseo, NY

Dr. Applin has over 35 years of experience working with the geochemistry of natural waters. His prior experience includes working as an Assistant Professor of Geology at the University of Missouri-Columbia and as Chief Hydrogeologist and Geochemist with a leading engineering firm in Rochester, NY. In 1993, he established KR Applin and Associates, a small consulting business that focuses on the geochemistry of natural waters, especially as applied to problems involving the contamination of groundwater and surface water.

Dr. Applin is also an experienced analytical data validator and has provided data validation services since 1994 to a variety of clients performing brownfield cleanup projects, hazardous waste remediation, groundwater monitoring at solid waste facilities, and other projects requiring third-party data validation. Dr. Applin has several years of hands-on experience with the laboratory analysis of natural waters and has successfully completed the USEPA Region II certification courses for performing inorganic and organic analytical data validation.

MICHAEL K. PERRY
Chemist/Data Validator

B.S. Chemistry, Georgia State University, Atlanta, GA

A.A.S., Chemical Technology, Alfred State College, Alfred, NY

Mr. Perry has over 30 years of experience in the analytical laboratory business. During his early career, he spent several years as a laboratory analyst performing the analysis of soil, water, and air samples for inorganic and organic chemical parameters. During his last 20 years in the environmental laboratory business, he managed and directed two major analytical laboratories in Rochester, NY. His management responsibilities included oversight of the daily operations of the lab, staff training and supervision, the selection, purchase, and maintenance of analytical instruments, the introduction of new laboratory methods, analytical quality assurance and quality control, data acquisition and management, and other business-related activities.

Mr. Perry has an extensive working knowledge of the methods and procedures used for sampling and analyzing both inorganic and organic analytes in soil, water, and air. He is an accomplished laboratory chemist and is familiar with the analytical methods and procedures established under the USEPA Contract Laboratory Protocols (CLP), the NYSDEC Analytical Services Protocols (ASP), and the NYSDOH Environmental Laboratory Approval Program (ELAP).

DATA USABILITY SUMMARY REPORT (DUSR)

Pilgrim Village Family
951 Ellicott St.
Buffalo, NY 14209
NYSDEC BCP # C915362

SDG: J197139-1
1 soil sample

Prepared for:

BE3 Corp.
960 Busti Avenue
Suite 150-B
Buffalo, NY 14213
Attention: Dalton Stack

May 2022

EDU *Environmental Data Usability 10028 Deer Park Dr. Dansville, NY 14437 585-991-9156*

Table of Contents

Page No.

REVIEWER'S NARRATIVE

1.0 SUMMARY 1

2.0 INTRODUCTION 1

3.0 SAMPLE AND ANALYSIS SUMMARY 2

4.0 GUIDANCE DOCUMENTS AND DATA REVIEW CRITERIA 2

5.0 DATA VALIDATION QUALIFIERS 3

6.0 RESULTS OF THE DATA REVIEW 4

7.0 TOTAL USABLE DATA 4

APPENDIX A Validated Analytical Results
APPENDIX B Laboratory QC Documentation
APPENDIX C Validator Qualifications

Tables

Table 4-1 Data Validation Guidance Documents
Table 4-2 Quality Control Criteria for Validating Laboratory Analytical Data

Summaries of Validated Results
Table 6-1 VOCs
Table 6-2 SVOCs
Table 6-3 Metals

REVIEWER'S NARRATIVE
BE3 SDG J197139-1: Pilgrim Village Family

The data associated with this Sample Delivery Group (SDG) J197139-1, analyzed by Eurofins Buffalo, Buffalo, NY have been reviewed in accordance with assessment criteria provided by the New York State Department of Environmental Conservation following the review procedures provided in the USEPA Functional Guidelines for evaluating organic and inorganic data.

All analytical results reported by the laboratory are considered valid and acceptable except results that have been qualified as rejected, “R”. Results qualified as estimated “J”, or as non-detects, “U”, are considered usable for the purpose of evaluating water and/or soil quality. However, these qualifiers indicate that the accuracy and/or precision of the analytical result is questionable. A summary of all data that have been qualified and the reasons for qualification are provided in the following data usability summary report (DUSR).

Two facts should be noted by all data users. First, the “R” qualifier means that the associated value is unusable. In other words, due to significant quality control (QC) problems, the analysis is invalid and provides no information as to whether the analyte is present or not. Values qualified with an “R” should not appear on the final data tables because they cannot be relied upon, even as the last resort. Second, no analyte concentration, even if it has passed all QC tests, is guaranteed to be accurate. Strict QC serves to increase confidence in data, but any value potentially contains error.

Reviewer's Signature: Michael K. Perry Date: 5/19/2022

Michael K. Perry
Chemist

1.0 SUMMARY

SITE:	Pilgrim Village Family 951 Ellicott St. Buffalo, NY 14209
SAMPLING DATE:	April 21, 2022
SAMPLE TYPE:	1 soil sample
LABORATORY:	Eurofins Buffalo Buffalo, NY
SDG No.:	J197139-1

2.0 INTRODUCTION

This data usability summary report (DUSR) was prepared in accordance with guidance provided by the New York State Department of Environmental Conservation (NYSDEC). The DUSR is based on a review and evaluation of the laboratory analytical data package. Specifically, the NYSDEC guidance recommends review and evaluation of the following elements of the data package:

- Completeness of the data package as defined under the requirements of the NYSDEC Analytical Services Protocols (ASP) Category B or the United States Environmental Protection Agency (USEPA) Contract Laboratory Program (CLP) deliverables,
- Compliance with established analyte holding times,
- Adherence to quality control (QC) limits and specifications for blanks, instrument tuning and calibration, surrogate recoveries, spike recoveries, laboratory duplicate analyses, and other QC criteria,
- Adherence to established analytical protocols,
- Conformance of data summary sheets with raw analytical data, and
- Use of correct data qualifiers.

Data deficiencies, analytical protocol deviations, and quality control problems identified using the review criteria above and their effect on the analytical results are discussed in this report.

3.0 SAMPLE AND ANALYSIS SUMMARY

The data package consists of analytical results for one soil sample collected on April 21, 2022. This sample was analyzed for Volatile Organic Compounds (VOCs), Semi-volatile Organic Compounds (SVOCs), and Metals.

All analyses were performed by Eurofins Buffalo, Buffalo, NY and analyzed as SDG J197139-1. The analytical results were provided in NYSDEC ASP Category B format, which includes all raw analytical data and laboratory QC data.

4.0 GUIDANCE DOCUMENTS AND DATA REVIEW CRITERIA

The guidance documents appropriate for reviewing laboratory quality control (QC) data and assigning data qualifiers (flags) to analytical results were selected from those listed in Table 4-1. The QC limits established in the documents applicable to this data review were used to assess the quality of the analytical results. In some cases, however, QC limits established internally by the laboratory were taken into account to determine data quality.

The QC criteria considered for assessing the usability of the reported analytical results provided for each analyte type (i.e. VOCs, SVOCs, metals, etc.) are listed in Table 4-2. These criteria may vary with the analytical method utilized by the laboratory. These criteria comply with the guidance recommended in Section 2.0 above.

5.0 DATA VALIDATION QUALIFIERS

The letter qualifiers (flags) used to define data usability are described briefly below. These letters are assigned by the data validator to analytical results having questionable accuracy and/or precision as determined by reviewing the laboratory QC data associated with the analytical results.

TABLE 4-1

Guidance Used For Validating Laboratory Analytical Data

Analyte Group	Guidance	Date
Metals (ICP-AES)	USEPA SOP HW-3a, Rev. 1	September 2016
Metals (Hg & CN)	USEPA SOP HW-3c, Rev. 1	September 2016
Volatile Organic Compounds (by Methods 8260B & 8260C)	USEPA SOP HW-24, Rev. 4	September 2014
Semi-Volatile Organic Compounds (by Method 8270D)	USEPA SOP HW-22 Rev. 5	December 2010
Pesticides (by Method 8181B)	USEPA SOP HW-44, Rev. 1.1	December 2010
Chlorinated Herbicides (by Method 8151A)	USEPA SOP HW-17, Rev. 3.1	December 2010
Polychlorinated Biphenyls (PCBs)	USEPA SOP HW-37A, Rev. 0	June 2015
Volatile Organic Compounds (Air) (by Method TO-15)	USEPA SOP HW-31, Rev. 6	September 2016
Per- and PolyFluoroAlkyl Substances (PFAS)	* NYSDEC	January 2021
General Chemistry Parameters	per NYSDEC ASP	July 2005

* Sampling, Analysis, and Assessment of Per- and Polyfluoroalkyl Substances (PFAS) Under NYSDEC's Part 375 Remedial Programs, Appendix I

TABLE 4-2

QUALITY CONTROL CRITERIA USED FOR VALIDATING LABORATORY ANALYTICAL DATA

VOCs	SVOCs	Pesticides/PCBs	Metals	Gen Chemistry	PFAS
Completeness of Pkg	Completeness of Pkg	Completeness of Pkg	Completeness of Pkg	Completeness of Pkg	Completeness of Pkg
Sample Preservation	Sample Preservation	Sample Preservation	Sample Preservation	Sample Preservation	Sample Preservation
Holding Time	Holding Time	Holding Time	Holding Time	Holding Times	Holding Time
System Monitoring Compounds	Surrogate Recoveries	Surrogate Recoveries	Initial/Continuing Calibration	Calibration	Instr Performance Check
Lab Control Sample	Lab Control Sample	Matrix Spikes	CRDL Standards	Lab Control Samples	Initial Calibration
Matrix Spikes	Matrix Spikes	Blanks	Blanks	Blanks	Continuing Calibration
Blanks	Blanks	Instrument Calibration & Verification	Interference Check Sample	Spike Recoveries	Blanks
Instrument Tuning	Instrument Tuning	Comparison of duplicate GC column results	Spike Recoveries	Lab Duplicates	Surrogates
Internal Standards	Internal Standards	Analyte ID	Lab Duplicate		Lab Fortified Blank
Initial Calibration	Initial Calibration	Lab Qualifiers	Lab Control Sample		Matrix Spikes
Continuing Calibration	Continuing Calibration	Field Duplicate	ICP Serial Dilutions		Internal Standards
Lab Qualifiers	Lab Qualifiers		Lab Qualifiers		
Field Duplicate	Field Duplicate		Field Duplicate		

Method TO-15 (Air)
Completeness of Pkg
Sample Preservation
Holding Time
Canister Certification
Instrument Tuning
Initial Calibration and Instrument Performance
Daily Calibration
Blanks
Lab Control Sample
Field Duplicate

The laboratory may also use various letters and symbols to flag analytical results generated when QC limits were exceeded. The meanings of these flags may differ from those used by the independent data validator. Those used by the laboratory are provided with the analytical results.

NOTE: The assignment of data qualifiers by the data reviewer (validator) to laboratory analytical results should not necessarily be interpreted by the data user as a measure of laboratory ability or proficiency. Rather, the qualifiers are intended to provide a measure of data accuracy and precision to the data user, which, for example, may provide a level of confidence in determining whether or not standards or cleanup objectives have been met.

U The analyte was analyzed for but was not detected at or above the sample quantitation limit.

J The analyte was positively identified; the associated numerical value is the *approximate* concentration of the analyte in the sample. (The magnitude of any ± value associated with the result is not determined by data validation).

J+ The result is an estimated quantity and may be biased high.

J- The result is an estimated quantity and may be biased low.

UJ The analyte was analyzed for but not detected. The reported quantitation limit is approximate and may inaccurate or imprecise.

R The sample result is rejected (i.e., is unusable) due to serious deficiencies in the ability to analyze the sample and meet quality control criteria. The presence or absence of the analyte cannot be verified.

NJ The analysis indicates the presence of an analyte that has been "tentatively identified" and the associated numerical value represents its approximate concentration.

The validated analytical results are attached to this report. Validation qualifiers (flags) are indicated in red print. Data sheets having qualified data are signed and dated by the data reviewer.

6.0 RESULTS OF THE DATA REVIEW

The results of the data review are summarized in Tables 6-1 through 6-3. The tables list the samples where QC criteria were found to exceed acceptable limits and the actions taken to qualify the associated analytical results.

7.0 TOTAL USABLE DATA

For SDG J197139-1, one sample was analyzed and results were reported for 120 analytes. Even though some results were flagged with a "J" as estimated, all results (100 %) are considered usable. See the summary table for the analyses that have rejected/qualified and the corresponding QC reasons.

NOTE: 1) As noted by the laboratory, the soil samples were not collected following SW846 5035A protocol. This adds an element of uncertainty to the analytical results for volatile organic analytes (VOAs). Although not specifically indicated on the final data sheets with a "J" flag, the VOA analytical results should be considered estimated, but usable.

Table 6-1 8260 VOCs

SAMPLES AFFECTED	ANALYTES	ACTION	QC VIOLATION	COMMENTS
none			none	

Table 6-2 8270 SVOCs

SAMPLES AFFECTED	ANALYTES	ACTION	QC VIOLATION	COMMENTS
none			none	

Table 6-3 Metals

SAMPLES AFFECTED	ANALYTES	ACTION	QC VIOLATION	COMMENTS
none			none	

ACRONYMS

BSP	Blank Spike
CCAL	Continuing Calibration
CCB	Continuing Calibration Blank
CCV	Continuing Calibration Verification
CRDL	Contract Required Detection Limit
CRQL	Contract Required Quantitation Limit
%D	Percent Difference
ICAL	Initial Calibration
ICB	Initial Calibration Blank
IS	Internal Standard
LCS	Laboratory Control Sample
MS/MSD	Matrix Spike/Matrix Spike Duplicate
QA	Quality Assurance
QC	Quality Control
%R	Percent recovery
RPD	Relative Percent Difference
RRF	Relative Response Factor
%RSD	Percent Relative Standard Deviation
TAL	Target Analyte List (metals)
TCL	Target Compound List (organics)

Appendix A

Validated Analytical Results

ANALYTICAL REPORT

Job Number: 480-197139-1

Job Description: Project #1 - Pilgrim Village Family

For:
Brydges Engineering in Environment & Energy DPC
960 Busti Ave
Suite B-150
Buffalo, NY 14213

Attention: Mr. Dalton Stack

Approved for release.
John Beninati
Project Manager
5/2/2022 3:54 PM

John Beninati, Project Manager
10 Hazelwood Drive, Amherst, NY, 14228-2298
(716)504-9874
John.Beninati@et.eurofinsus.com
05/02/2022

The test results in this report meet all NELAP requirements for parameters for which accreditation is required or available. Any exceptions to the NELAP requirements are noted in this report. Pursuant to NELAP, this report may not be reproduced, except in full, without the written approval of the laboratory. This report is confidential and is intended for the sole use of Eurofins Environment Testing Northeast, LLC Buffalo and its client. All questions regarding this report should be directed to the Eurofins Environment Testing Northeast, LLC Buffalo Project Manager or designee who has signed this report.

The test results in this report relate only to the samples as received by the laboratory and will meet all requirements of the methodology, with any exceptions noted. This report shall not be reproduced except in full, without the express written approval of the laboratory. All questions should be directed to the Eurofins Environment Testing Northeast, LLC Project Manager.

This report has been electronically signed and authorized by the signatory. Electronic signature is intended to be the legally binding equivalent of a traditionally handwritten signature.

Job Narrative
480-197139-1

Comments
No additional comments.

Receipt
The sample was received on 4/22/2022 at 12:20 PM. Unless otherwise noted below, the sample arrived in good condition, and where required, properly preserved and on ice. The temperature of the cooler at receipt was 13.6º C.

GC/MS VOA
No analytical or quality issues were noted, other than those described in the Definitions/Glossary page.

GC/MS Semi VOA
No analytical or quality issues were noted, other than those described in the Definitions/Glossary page.

Metals
No analytical or quality issues were noted, other than those described in the Definitions/Glossary page.

Organic Prep
No analytical or quality issues were noted, other than those described in the Definitions/Glossary page.

Sample Summary

Client: Brydges Engineering in Environment & Energy DPC
Job ID: 480-197139-1
Project/Site: Project #1 - Pilgrim Village Family

Lab Sample ID	Client Sample ID	Matrix	Collected	Received
480-197139-1	B-64	Solid	04/21/22 15:00	04/22/22 12:20

Eurofins TestAmerica, Buffalo
10 Hazelwood Drive
Amherst, NY 14228-2298
Phone (716) 691-2600 Phone (716) 691-7991

Chain of Custody Record

eurofins | Environment Testing America

Client Information	Sampler: L. BRODERICK	Lab PM: JOHN BENINATI	Carrier Tracking No(s):	COC No:
Client Contact: LIBBY BRODERICK	Phone: 716-545-2143	E-Mail:	State of Origin:	Page: Page 1 of __
Company: BE3	PWSID:			Job #:
Address: 960 BUSTI AVE. STE-150	Due Date Requested:			
City: BUFFALO	TAT Requested (days): 10 DAYS			
State, Zip: NY 14213	Compliance Project: Δ Yes ☒ No			
Phone: 716-362-6532	PO #:			
Email: lbroderick@BE3CORP.com	WO #:			
Project Name: PILGRIM VILLAGE-FAMILY	Project #:			
Site: FAMILY	SSOW#:			

Analysis Requested

Preservation Codes:
A - HCL, B - NaOH, C - Zn Acetate, D - Nitric Acid, E - NaHSO4, F - MeOH, G - Amchlor, H - Ascorbic Acid, I - Ice, J - DI Water, K - EDTA, L - EDA
M - Hexane, N - None, O - AsNaO2, P - Na2O4S, Q - Na2SO3, R - Na2S2O3, S - H2SO4, T - TSP Dodecahydrate, U - Acetone, V - MCAA, W - pH 4-5, Z - other (specify)
Other:

Sample Identification	Sample Date	Sample Time	Sample Type (C=comp, G=grab)	Matrix (W=water, S=solid, O=waste/oil, BT=Tissue, A=Air)	Field Filtered Sample (Yes or No)	Perform MS/MSD (Yes or No)	601DC, 7471B (AS,BA,PB,ZN)	8260C	8270D	Total Number of containers	Special Instructions/Note:
			Preservation Code:								
B-64	4-21-22	3:00PM	G	S	N	N	✓	✓	✓	3	

480-197139 Chain of Custody

Possible Hazard Identification
☑ Non-Hazard ☐ Flammable ☐ Skin Irritant ☐ Poison B ☐ Unknown ☐ Radiological

Sample Disposal (A fee may be assessed if samples are retained longer than 1 month)
☐ Return To Client ☐ Disposal By Lab ☐ Archive For _____ Months

Deliverable Requested: I, II, III, IV, Other (specify) ~~NYS CAT~~ NYS DEC CAT B W/ EDD

Special Instructions/QC Requirements:

Empty Kit Relinquished by: | Date: | Time: | Method of Shipment:

Relinquished by	Date/Time	Company	Received by	Date/Time	Company
				4/22/22 1220	TDS

Custody Seals Intact: Δ Yes Δ No | Custody Seal No.: | Cooler Temperature(s) °C and Other Remarks: 13.6 #1

Ver: 01/16/2019

Method 8260C

Volatile Organic Compounds (GC/MS) by Method 8260C

FORM I
GC/MS VOA ORGANICS ANALYSIS DATA SHEET

Lab Name: Eurofins Buffalo | Job No.: 480-197139-1
SDG No.:
Client Sample ID: B-64 | Lab Sample ID: 480-197139-1
Matrix: Solid | Lab File ID: M03364.D
Analysis Method: 8260C | Date Collected: 04/21/2022 15:00
Sample wt/vol: 5.06(g) | Date Analyzed: 04/26/2022 17:44
Soil Aliquot Vol: | Dilution Factor: 1
Soil Extract Vol.: | GC Column: ZB-624 (30) VOA ID: 0.25(mm)
% Moisture: 24.3 | Level: (low/med) Low
Analysis Batch No.: 623179 | Units: ug/Kg

CAS NO.	COMPOUND NAME	RESULT	Q	RL	MDL
71-55-6	1,1,1-Trichloroethane	6.5	U vs	6.5	0.47
79-34-5	1,1,2,2-Tetrachloroethane	6.5	U vs	6.5	1.1
76-13-1	1,1,2-Trichloro-1,2,2-trifluoroethane	6.5	U vs	6.5	1.5
79-00-5	1,1,2-Trichloroethane	6.5	U vs	6.5	0.85
75-34-3	1,1-Dichloroethane	6.5	U vs	6.5	0.80
75-35-4	1,1-Dichloroethene	6.5	U vs	6.5	0.80
120-82-1	1,2,4-Trichlorobenzene	6.5	U vs	6.5	0.40
96-12-8	1,2-Dibromo-3-Chloropropane	6.5	U vs	6.5	3.3
106-93-4	1,2-Dibromoethane	6.5	U vs	6.5	0.84
95-50-1	1,2-Dichlorobenzene	6.5	U vs	6.5	0.51
107-06-2	1,2-Dichloroethane	6.5	U vs	6.5	0.33
78-87-5	1,2-Dichloropropane	6.5	U vs	6.5	3.3
541-73-1	1,3-Dichlorobenzene	6.5	U vs	6.5	0.34
106-46-7	1,4-Dichlorobenzene	6.5	U vs	6.5	0.91
78-93-3	2-Butanone (MEK)	33	U vs	33	2.4
591-78-6	2-Hexanone	33	U vs	33	3.3
108-10-1	4-Methyl-2-pentanone (MIBK)	33	U vs	33	2.1
67-64-1	Acetone	33	U vs	33	5.5
71-43-2	Benzene	6.5	U vs	6.5	0.32
75-27-4	Bromodichloromethane	6.5	U vs	6.5	0.87
75-25-2	Bromoform	6.5	U vs	6.5	3.3
74-83-9	Bromomethane	6.5	U vs	6.5	0.59
75-15-0	Carbon disulfide	6.5	U vs	6.5	3.3
56-23-5	Carbon tetrachloride	6.5	U vs	6.5	0.63
108-90-7	Chlorobenzene	6.5	U vs	6.5	0.86
75-00-3	Chloroethane	6.5	U vs	6.5	1.5
67-66-3	Chloroform	6.5	U vs	6.5	0.40
74-87-3	Chloromethane	6.5	U vs	6.5	0.39
156-59-2	cis-1,2-Dichloroethene	6.5	U vs	6.5	0.84
10061-01-5	cis-1,3-Dichloropropene	6.5	U vs	6.5	0.94
110-82-7	Cyclohexane	6.5	U vs	6.5	0.91
124-48-1	Dibromochloromethane	6.5	U vs	6.5	0.84
75-71-8	Dichlorodifluoromethane	6.5	U vs	6.5	0.54
100-41-4	Ethylbenzene	6.5	U vs	6.5	0.45
98-82-8	Isopropylbenzene	6.5	U vs	6.5	0.98

FORM I
GC/MS VOA ORGANICS ANALYSIS DATA SHEET

Lab Name: Eurofins Buffalo
Job No.: 480-197139-1
SDG No.:
Client Sample ID: B-64
Lab Sample ID: 480-197139-1
Matrix: Solid
Lab File ID: M03364.D
Analysis Method: 8260C
Date Collected: 04/21/2022 15:00
Sample wt/vol: 5.06(g)
Date Analyzed: 04/26/2022 17:44
Soil Aliquot Vol:
Dilution Factor: 1
Soil Extract Vol.:
GC Column: ZB-624 (30) VOA ID: 0.25(mm)
% Moisture: 24.3
Level: (low/med) Low
Analysis Batch No.: 623179
Units: ug/Kg

CAS NO.	COMPOUND NAME	RESULT	Q	RL	MDL
79-20-9	Methyl acetate	33	U vs	33	3.9
1634-04-4	Methyl tert-butyl ether	6.5	U vs	6.5	0.64
108-87-2	Methylcyclohexane	6.5	U vs	6.5	0.99
75-09-2	Methylene Chloride	6.5	U vs	6.5	3.0
100-42-5	Styrene	6.5	U vs	6.5	0.33
127-18-4	Tetrachloroethene	6.5	U vs	6.5	0.88
108-88-3	Toluene	6.5	U vs	6.5	0.49
156-60-5	trans-1,2-Dichloroethene	6.5	U vs	6.5	0.67
10061-02-6	trans-1,3-Dichloropropene	6.5	U vs	6.5	2.9
79-01-6	Trichloroethene	6.5	U vs	6.5	1.4
75-69-4	Trichlorofluoromethane	6.5	U vs	6.5	0.62
75-01-4	Vinyl chloride	6.5	U vs	6.5	0.80
1330-20-7	Xylenes, Total	13	U vs	13	1.1

CAS NO.	SURROGATE	%REC	Q	LIMITS
17060-07-0	1,2-Dichloroethane-d4 (Surr)	99		64-126
460-00-4	4-Bromofluorobenzene (Surr)	93		72-126
1868-53-7	Dibromofluoromethane (Surr)	101		60-140
2037-26-5	Toluene-d8 (Surr)	96		71-125

Method 8270D

Semivolatile Organic Compounds (GC/MS) by Method 8270D

FORM I
GC/MS SEMI VOA ORGANICS ANALYSIS DATA SHEET

Lab Name: Eurofins Buffalo | Job No.: 480-197139-1
SDG No.:
Client Sample ID: B-64 | Lab Sample ID: 480-197139-1
Matrix: Solid | Lab File ID: X21482257.D
Analysis Method: 8270D | Date Collected: 04/21/2022 15:00
Extract. Method: 3550C | Date Extracted: 04/27/2022 15:59
Sample wt/vol: 30.58(g) | Date Analyzed: 04/28/2022 19:19
Con. Extract Vol.: 1(mL) | Dilution Factor: 1
Injection Volume: 1(uL) | Level: (low/med) Low
% Moisture: 24.3 | GPC Cleanup:(Y/N) N
Analysis Batch No.: 623619 | Units: ug/Kg

CAS NO.	COMPOUND NAME	RESULT	Q	RL	MDL
95-95-4	2,4,5-Trichlorophenol	220	U	220	60
88-06-2	2,4,6-Trichlorophenol	220	U	220	44
120-83-2	2,4-Dichlorophenol	220	U	220	23
105-67-9	2,4-Dimethylphenol	220	U	220	53
51-28-5	2,4-Dinitrophenol	2200	U	2200	1000
121-14-2	2,4-Dinitrotoluene	220	U	220	45
606-20-2	2,6-Dinitrotoluene	220	U	220	26
91-58-7	2-Chloronaphthalene	220	U	220	36
95-57-8	2-Chlorophenol	430	U	430	40
91-57-6	2-Methylnaphthalene	220	U	220	44
95-48-7	2-Methylphenol	220	U	220	26
88-74-4	2-Nitroaniline	430	U	430	32
88-75-5	2-Nitrophenol	220	U	220	62
91-94-1	3,3'-Dichlorobenzidine	430	U	430	260
99-09-2	3-Nitroaniline	430	U	430	61
534-52-1	4,6-Dinitro-2-methylphenol	430	U	430	220
101-55-3	4-Bromophenyl phenyl ether	220	U	220	31
59-50-7	4-Chloro-3-methylphenol	220	U	220	54
106-47-8	4-Chloroaniline	220	U	220	54
7005-72-3	4-Chlorophenyl phenyl ether	220	U	220	27
106-44-5	4-Methylphenol	430	U	430	26
100-01-6	4-Nitroaniline	430	U	430	120
100-02-7	4-Nitrophenol	430	U	430	150
83-32-9	Acenaphthene	220	U	220	32
208-96-8	Acenaphthylene	220	U	220	29
98-86-2	Acetophenone	220	U	220	30
120-12-7	Anthracene	220	U	220	54
1912-24-9	Atrazine	220	U	220	76
100-52-7	Benzaldehyde	220	U	220	170
56-55-3	Benzo[a]anthracene	220	U	220	22
50-32-8	Benzo[a]pyrene	220	U	220	32
205-99-2	Benzo[b]fluoranthene	220	U	220	35
191-24-2	Benzo[g,h,i]perylene	220	U	220	23
207-08-9	Benzo[k]fluoranthene	220	U	220	29

FORM I
GC/MS SEMI VOA ORGANICS ANALYSIS DATA SHEET

Lab Name: Eurofins Buffalo | Job No.: 480-197139-1
SDG No.:
Client Sample ID: B-64 | Lab Sample ID: 480-197139-1
Matrix: Solid | Lab File ID: X21482257.D
Analysis Method: 8270D | Date Collected: 04/21/2022 15:00
Extract. Method: 3550C | Date Extracted: 04/27/2022 15:59
Sample wt/vol: 30.58(g) | Date Analyzed: 04/28/2022 19:19
Con. Extract Vol.: 1(mL) | Dilution Factor: 1
Injection Volume: 1(uL) | Level: (low/med) Low
% Moisture: 24.3 | GPC Cleanup:(Y/N) N
Analysis Batch No.: 623619 | Units: ug/Kg

CAS NO.	COMPOUND NAME	RESULT	Q	RL	MDL
92-52-4	Biphenyl	220	U	220	32
108-60-1	bis (2-chloroisopropyl) ether	220	U	220	44
111-91-1	Bis(2-chloroethoxy)methane	220	U	220	47
111-44-4	Bis(2-chloroethyl)ether	220	U	220	29
117-81-7	Bis(2-ethylhexyl) phthalate	220	U	220	75
85-68-7	Butyl benzyl phthalate	220	U	220	36
105-60-2	Caprolactam	220	U	220	66
86-74-8	Carbazole	220	U	220	26
218-01-9	Chrysene	220	U	220	49
53-70-3	Dibenz(a,h)anthracene	220	U	220	39
132-64-9	Dibenzofuran	220	U	220	26
84-66-2	Diethyl phthalate	220	U	220	29
131-11-3	Dimethyl phthalate	220	U	220	26
84-74-2	Di-n-butyl phthalate	220	U	220	38
117-84-0	Di-n-octyl phthalate	220	U	220	26
206-44-0	Fluoranthene	220	U	220	23
86-73-7	Fluorene	220	U	220	26
118-74-1	Hexachlorobenzene	220	U	220	30
87-68-3	Hexachlorobutadiene	220	U	220	32
77-47-4	Hexachlorocyclopentadiene	220	U	220	30
67-72-1	Hexachloroethane	220	U	220	29
193-39-5	Indeno[1,2,3-cd]pyrene	220	U	220	27
78-59-1	Isophorone	220	U	220	47
91-20-3	Naphthalene	220	U	220	29
98-95-3	Nitrobenzene	220	U	220	25
621-64-7	N-Nitrosodi-n-propylamine	220	U	220	38
86-30-6	N-Nitrosodiphenylamine	220	U	220	180
87-86-5	Pentachlorophenol	430	U	430	220
85-01-8	Phenanthrene	220	U	220	32
108-95-2	Phenol	220	U	220	34
129-00-0	Pyrene	220	U	220	26

METALS

COVER PAGE
METALS

Lab Name: Eurofins Buffalo Job Number: 480-197139-1

SDG No.:

Project: Project #1 - Pilgrim Village Family

Client Sample ID	Lab Sample ID
B-64	480-197139-1

Comments:

1A-IN
INORGANIC ANALYSIS DATA SHEET
METALS

Client Sample ID: B-64
Lab Sample ID: 480-197139-1
Lab Name: Eurofins Buffalo
Job No.: 480-197139-1
SDG ID.:
Matrix: Solid
Date Sampled: 04/21/2022 15:00
Reporting Basis: DRY
Date Received: 04/22/2022 12:20
% Solids: 75.7

CAS No.	Analyte	Result	RL	MDL	Units	C	Q	DIL	Method
7440-38-2	Arsenic	7.3	2.7	0.53	mg/Kg			1	6010C
7440-39-3	Barium	167	0.66	0.15	mg/Kg			1	6010C
7439-92-1	Lead	19.2	1.3	0.32	mg/Kg			1	6010C
7440-66-6	Zinc	78.7	2.7	0.85	mg/Kg			1	6010C
7439-97-6	Mercury	0.021	0.027	0.0061	mg/Kg	J		1	7471B

GENERAL CHEMISTRY

COVER PAGE
GENERAL CHEMISTRY

Lab Name: Eurofins Buffalo Job Number: 480-197139-1

SDG No.:

Project: Project #1 - Pilgrim Village Family

Client Sample ID	Lab Sample ID
B-64	480-197139-1

Comments:

General Chemistry Raw Data Report

Job ID: 480-197139-1

Batch: 623318 **Analyst Initials: IMZ**

Method: Moisture **Instrument: Balance-7**

Lab Sample ID: 480-197139-A-1 **Analysis Date: Apr 26, 2022 16:24**

Analyte	Detector	Dilution	Raw Result	Unit
Percent Moisture	None	1	24.2966751918159	%
Percent Solids	None	1	75.7033248081841	%

Appendix B

Laboratory QC Documentation

Appendix C

Validator Qualifications

KENNETH R. APPLIN
Geochemist/Data Validator

Ph.D., Geochemistry and Mineralogy, The Pennsylvania State University

M.S., Geochemistry and Mineralogy, The Pennsylvania State University

B.A., Geological Sciences, SUNY at Geneseo, NY

Dr. Applin has over 35 years of experience working with the geochemistry of natural waters. His prior experience includes working as an Assistant Professor of Geology at the University of Missouri-Columbia and as Chief Hydrogeologist and Geochemist with a leading engineering firm in Rochester, NY. In 1993, he established KR Applin and Associates, a small consulting business that focuses on the geochemistry of natural waters, especially as applied to problems involving the contamination of groundwater and surface water.

Dr. Applin is also an experienced analytical data validator and has provided data validation services since 1994 to a variety of clients performing brownfield cleanup projects, hazardous waste remediation, groundwater monitoring at solid waste facilities, and other projects requiring third-party data validation. Dr. Applin has several years of hands-on experience with the laboratory analysis of natural waters and has successfully completed the USEPA Region II certification courses for performing inorganic and organic analytical data validation.

MICHAEL K. PERRY
Chemist/Data Validator

B.S. Chemistry, Georgia State University, Atlanta, GA

A.A.S., Chemical Technology, Alfred State College, Alfred, NY

Mr. Perry has over 30 years of experience in the analytical laboratory business. During his early career, he spent several years as a laboratory analyst performing the analysis of soil, water, and air samples for inorganic and organic chemical parameters. During his last 20 years in the environmental laboratory business, he managed and directed two major analytical laboratories in Rochester, NY. His management responsibilities included oversight of the daily operations of the lab, staff training and supervision, the selection, purchase, and maintenance of analytical instruments, the introduction of new laboratory methods, analytical quality assurance and quality control, data acquisition and management, and other business-related activities.

Mr. Perry has an extensive working knowledge of the methods and procedures used for sampling and analyzing both inorganic and organic analytes in soil, water, and air. He is an accomplished laboratory chemist and is familiar with the analytical methods and procedures established under the USEPA Contract Laboratory Protocols (CLP), the NYSDEC Analytical Services Protocols (ASP), and the NYSDOH Environmental Laboratory Approval Program (ELAP).

DATA USABILITY SUMMARY REPORT (DUSR)

Pilgrim Village Family
951 Ellicott St.
Buffalo, NY 14209
NYSDEC BCP # C915362

SDG: J197338-1
1 soil sample

Prepared for:

BE3 Corp.
960 Busti Avenue
Suite 150-B
Buffalo, NY 14213
Attention: Dalton Stack

May 2022

EDU *Environmental Data Usability 10028 Deer Park Dr. Dansville, NY 14437 585-991-9156*

Table of Contents

		Page No.
REVIEWER'S NARRATIVE		
1.0	SUMMARY	1
2.0	INTRODUCTION	1
3.0	SAMPLE AND ANALYSIS SUMMARY	2
4.0	GUIDANCE DOCUMENTS AND DATA REVIEW CRITERIA	2
5.0	DATA VALIDATION QUALIFIERS	3
6.0	RESULTS OF THE DATA REVIEW	4
7.0	TOTAL USABLE DATA	4

APPENDIX A Validated Analytical Results
APPENDIX B Laboratory QC Documentation
APPENDIX C Validator Qualifications

Tables

Table 4-1 Data Validation Guidance Documents
Table 4-2 Quality Control Criteria for Validating Laboratory Analytical Data

Summaries of Validated Results
Table 6-1 VOCs
Table 6-2 SVOCs
Table 6-3 Metals

REVIEWER'S NARRATIVE
BE3 SDG J197338-1: Pilgrim Village Family

The data associated with this Sample Delivery Group (SDG) J197338-1, analyzed by Eurofins Buffalo, Buffalo, NY have been reviewed in accordance with assessment criteria provided by the New York State Department of Environmental Conservation following the review procedures provided in the USEPA Functional Guidelines for evaluating organic and inorganic data.

All analytical results reported by the laboratory are considered valid and acceptable except results that have been qualified as rejected, “R”. Results qualified as estimated “J”, or as non-detects, “U”, are considered usable for the purpose of evaluating water and/or soil quality. However, these qualifiers indicate that the accuracy and/or precision of the analytical result is questionable. A summary of all data that have been qualified and the reasons for qualification are provided in the following data usability summary report (DUSR).

Two facts should be noted by all data users. First, the “R” qualifier means that the associated value is unusable. In other words, due to significant quality control (QC) problems, the analysis is invalid and provides no information as to whether the analyte is present or not. Values qualified with an “R” should not appear on the final data tables because they cannot be relied upon, even as the last resort. Second, no analyte concentration, even if it has passed all QC tests, is guaranteed to be accurate. Strict QC serves to increase confidence in data, but any value potentially contains error.

Reviewer's Signature: Michael K. Perry Date: 5/19/2022

Michael K. Perry
Chemist

1.0 SUMMARY

SITE:	Pilgrim Village Family 951 Ellicott St. Buffalo, NY 14209
SAMPLING DATE:	April 28, 2022
SAMPLE TYPE:	1 soil sample
LABORATORY:	Eurofins Buffalo Buffalo, NY
SDG No.:	J197338-1

2.0 INTRODUCTION

This data usability summary report (DUSR) was prepared in accordance with guidance provided by the New York State Department of Environmental Conservation (NYSDEC). The DUSR is based on a review and evaluation of the laboratory analytical data package. Specifically, the NYSDEC guidance recommends review and evaluation of the following elements of the data package:

- Completeness of the data package as defined under the requirements of the NYSDEC Analytical Services Protocols (ASP) Category B or the United States Environmental Protection Agency (USEPA) Contract Laboratory Program (CLP) deliverables,
- Compliance with established analyte holding times,
- Adherence to quality control (QC) limits and specifications for blanks, instrument tuning and calibration, surrogate recoveries, spike recoveries, laboratory duplicate analyses, and other QC criteria,
- Adherence to established analytical protocols,
- Conformance of data summary sheets with raw analytical data, and
- Use of correct data qualifiers.

Data deficiencies, analytical protocol deviations, and quality control problems identified using the review criteria above and their effect on the analytical results are discussed in this report.

3.0 SAMPLE AND ANALYSIS SUMMARY

The data package consists of analytical results for one soil sample collected on April 28, 2022. This sample was analyzed for Volatile Organic Compounds (VOCs), Semi-volatile Organic Compounds (SVOCs), and Metals.

All analyses were performed by Eurofins Buffalo, Buffalo, NY and analyzed as SDG J197338-1. The analytical results were provided in NYSDEC ASP Category B format, which includes all raw analytical data and laboratory QC data.

4.0 GUIDANCE DOCUMENTS AND DATA REVIEW CRITERIA

The guidance documents appropriate for reviewing laboratory quality control (QC) data and assigning data qualifiers (flags) to analytical results were selected from those listed in Table 4-1. The QC limits established in the documents applicable to this data review were used to assess the quality of the analytical results. In some cases, however, QC limits established internally by the laboratory were taken into account to determine data quality.

The QC criteria considered for assessing the usability of the reported analytical results provided for each analyte type (i.e. VOCs, SVOCs, metals, etc.) are listed in Table 4-2. These criteria may vary with the analytical method utilized by the laboratory. These criteria comply with the guidance recommended in Section 2.0 above.

5.0 DATA VALIDATION QUALIFIERS

The letter qualifiers (flags) used to define data usability are described briefly below. These letters are assigned by the data validator to analytical results having questionable accuracy and/or precision as determined by reviewing the laboratory QC data associated with the analytical results.

TABLE 4-1

Guidance Used For Validating Laboratory Analytical Data

Analyte Group	Guidance	Date
Metals (ICP-AES)	USEPA SOP HW-3a, Rev. 1	September 2016
Metals (Hg & CN)	USEPA SOP HW-3c, Rev. 1	September 2016
Volatile Organic Compounds (by Methods 8260B & 8260C)	USEPA SOP HW-24, Rev. 4	September 2014
Semi-Volatile Organic Compounds (by Method 8270D)	USEPA SOP HW-22 Rev. 5	December 2010
Pesticides (by Method 8181B)	USEPA SOP HW-44, Rev. 1.1	December 2010
Chlorinated Herbicides (by Method 8151A)	USEPA SOP HW-17, Rev. 3.1	December 2010
Polychlorinated Biphenyls (PCBs)	USEPA SOP HW-37A, Rev. 0	June 2015
Volatile Organic Compounds (Air) (by Method TO-15)	USEPA SOP HW-31, Rev. 6	September 2016
Per- and PolyFluoroAlkyl Substances (PFAS)	* NYSDEC	January 2021
General Chemistry Parameters	per NYSDEC ASP	July 2005

* Sampling, Analysis, and Assessment of Per- and Polyfluoroalkyl Substances (PFAS) Under NYSDEC's Part 375 Remedial Programs, Appendix I

TABLE 4-2

QUALITY CONTROL CRITERIA USED FOR VALIDATING LABORATORY ANALYTICAL DATA

VOCs	SVOCs	Pesticides/PCBs	Metals	Gen Chemistry	PFAS
Completeness of Pkg	Completeness of Pkg	Completeness of Pkg	Completeness of Pkg	Completeness of Pkg	Completeness of Pkg
Sample Preservation	Sample Preservation	Sample Preservation	Sample Preservation	Sample Preservation	Sample Preservation
Holding Time	Holding Time	Holding Time	Holding Time	Holding Times	Holding Time
System Monitoring Compounds	Surrogate Recoveries	Surrogate Recoveries	Initial/Continuing Calibration	Calibration	Instr Performance Check
Lab Control Sample	Lab Control Sample	Matrix Spikes	CRDL Standards	Lab Control Samples	Initial Calibration
Matrix Spikes	Matrix Spikes	Blanks	Blanks	Blanks	Continuing Calibration
Blanks	Blanks	Instrument Calibration & Verification	Interference Check Sample	Spike Recoveries	Blanks
Instrument Tuning	Instrument Tuning	Comparison of duplicate GC column results	Spike Recoveries	Lab Duplicates	Surrogates
Internal Standards	Internal Standards	Analyte ID	Lab Duplicate		Lab Fortified Blank
Initial Calibration	Initial Calibration	Lab Qualifiers	Lab Control Sample		Matrix Spikes
Continuing Calibration	Continuing Calibration	Field Duplicate	ICP Serial Dilutions		Internal Standards
Lab Qualifiers	Lab Qualifiers		Lab Qualifiers		
Field Duplicate	Field Duplicate		Field Duplicate		

Method TO-15 (Air)
Completeness of Pkg
Sample Preservation
Holding Time
Canister Certification
Instrument Tuning
Initial Calibration and Instrument Performance
Daily Calibration
Blanks
Lab Control Sample
Field Duplicate

The laboratory may also use various letters and symbols to flag analytical results generated when QC limits were exceeded. The meanings of these flags may differ from those used by the independent data validator. Those used by the laboratory are provided with the analytical results.

NOTE: The assignment of data qualifiers by the data reviewer (validator) to laboratory analytical results should not necessarily be interpreted by the data user as a measure of laboratory ability or proficiency. Rather, the qualifiers are intended to provide a measure of data accuracy and precision to the data user, which, for example, may provide a level of confidence in determining whether or not standards or cleanup objectives have been met.

U The analyte was analyzed for but was not detected at or above the sample quantitation limit.

J The analyte was positively identified; the associated numerical value is the *approximate* concentration of the analyte in the sample. (The magnitude of any ± value associated with the result is not determined by data validation).

J+ The result is an estimated quantity and may be biased high.

J- The result is an estimated quantity and may be biased low.

UJ The analyte was analyzed for but not detected. The reported quantitation limit is approximate and may inaccurate or imprecise.

R The sample result is rejected (i.e., is unusable) due to serious deficiencies in the ability to analyze the sample and meet quality control criteria. The presence or absence of the analyte cannot be verified.

NJ The analysis indicates the presence of an analyte that has been "tentatively identified" and the associated numerical value represents its approximate concentration.

The validated analytical results are attached to this report. Validation qualifiers (flags) are indicated in red print. Data sheets having qualified data are signed and dated by the data reviewer.

6.0 RESULTS OF THE DATA REVIEW

The results of the data review are summarized in Tables 6-1 through 6-3. The tables list the samples where QC criteria were found to exceed acceptable limits and the actions taken to qualify the associated analytical results.

7.0 TOTAL USABLE DATA

For SDG J197338-1, one sample was analyzed and results were reported for 120 analytes. Even though some results were flagged with a "J" as estimated, all results (100 %) are considered usable. See the summary table for the analyses that have rejected/qualified and the corresponding QC reasons.

NOTE: 1) As noted by the laboratory, the soil samples were not collected following SW846 5035A protocol. This adds an element of uncertainty to the analytical results for volatile organic analytes (VOAs). Although not specifically indicated on the final data sheets with a "J" flag, the VOA analytical results should be considered estimated, but usable.

Table 6-1 8260 VOCs

SAMPLES AFFECTED	ANALYTES	ACTION	QC VIOLATION	COMMENTS
none			none	

Table 6-2 8270 SVOCs

SAMPLES AFFECTED	ANALYTES	ACTION	QC VIOLATION	COMMENTS
B-5S	Di-n-butylphthalate	CRQL-U	Detected in method blank	Data changed to non-detect

Table 6-3 Metals

SAMPLES AFFECTED	ANALYTES	ACTION	QC VIOLATION	COMMENTS
none			none	

ACRONYMS

BSP	Blank Spike
CCAL	Continuing Calibration
CCB	Continuing Calibration Blank
CCV	Continuing Calibration Verification
CRDL	Contract Required Detection Limit
CRQL	Contract Required Quantitation Limit
%D	Percent Difference
ICAL	Initial Calibration
ICB	Initial Calibration Blank
IS	Internal Standard
LCS	Laboratory Control Sample
MS/MSD	Matrix Spike/Matrix Spike Duplicate
QA	Quality Assurance
QC	Quality Control
%R	Percent recovery
RPD	Relative Percent Difference
RRF	Relative Response Factor
%RSD	Percent Relative Standard Deviation
TAL	Target Analyte List (metals)
TCL	Target Compound List (organics)

Appendix A

Validated Analytical Results

ANALYTICAL REPORT

Job Number: 480-197338-1

Job Description: Project #1 - Pilgrim Village Family

For:
Brydges Engineering in Environment & Energy DPC
960 Busti Ave
Suite B-150
Buffalo, NY 14213

Attention: Mr. Dalton Stack

Approved for release.
John Beninati
Project Manager
5/6/2022 8:24 AM

John Beninati, Project Manager
10 Hazelwood Drive, Amherst, NY, 14228-2298
(716)504-9874
John.Beninati@et.eurofinsus.com
05/06/2022

The test results in this report meet all NELAP requirements for parameters for which accreditation is required or available. Any exceptions to the NELAP requirements are noted in this report. Pursuant to NELAP, this report may not be reproduced, except in full, without the written approval of the laboratory. This report is confidential and is intended for the sole use of Eurofins Environment Testing Northeast, LLC Buffalo and its client. All questions regarding this report should be directed to the Eurofins Environment Testing Northeast, LLC Buffalo Project Manager or designee who has signed this report.

The test results in this report relate only to the samples as received by the laboratory and will meet all requirements of the methodology, with any exceptions noted. This report shall not be reproduced except in full, without the express written approval of the laboratory. All questions should be directed to the Eurofins Environment Testing Northeast, LLC Project Manager.

This report has been electronically signed and authorized by the signatory. Electronic signature is intended to be the legally binding equivalent of a traditionally handwritten signature.

Job Narrative
480-197338-1

Comments
No additional comments.

Receipt
The sample was received on 4/28/2022 4:20 PM. Unless otherwise noted below, the sample arrived in good condition, and where required, properly preserved and on ice. The temperature of the cooler at receipt was 14.7º C.

GC/MS VOA
No analytical or quality issues were noted, other than those described in the Definitions/Glossary page.

GC/MS Semi VOA
No analytical or quality issues were noted, other than those described in the Definitions/Glossary page.

Metals
No analytical or quality issues were noted, other than those described in the Definitions/Glossary page.

Organic Prep
No analytical or quality issues were noted, other than those described in the Definitions/Glossary page.

Sample Summary

Client: Brydges Engineering in Environment & Energy DPC
Job ID: 480-197338-1
Project/Site: Project #1 - Pilgrim Village Family

Lab Sample ID	Client Sample ID	Matrix	Collected	Received
480-197338-1	B-55	Solid	04/28/22 12:30	04/28/22 16:20

Eurofins TestAmerica, Buffalo
10 Hazelwood Drive
Amherst, NY 14228-2298
Phone (716) 691-2600 Phone (716) 691-7991

Chain of Custody Record

eurofins Environment Testing America

Client Information	Sampler: Libby Broderick	Lab PM: ~~Joe Giacomazza~~ JOHN BENINATI	Carrier Tracking No(s):	COC No:
Client Contact: Libby Broderick	Phone: 716-545-2143	E-Mail: [redacted]	State of Origin:	Page: Page 1 of __
Company: BE3	PWSID:			Job #:
Address: 960 Busti Ave B-150	Due Date Requested: ASAP			
City: BUFFALO	TAT Requested (days): 5-10			
State, Zip: NY 14213	Compliance Project: Δ Yes Δ No			
Phone: 716-362-6532	PO #:			
Email: lbroderick@BE3CORP.com	WO #:			
Project Name: PILGRIM VILLAGE - FAMILY	Project #:			
Site: FAMILY SITE	SSOW#:			

Analysis Requested

Preservation Codes:
A - HCL, B - NaOH, C - Zn Acetate, D - Nitric Acid, E - NaHSO4, F - MeOH, G - Amchlor, H - Ascorbic Acid, I - Ice, J - DI Water, K - EDTA, L - EDA, M - Hexane, N - None, O - AsNaO2, P - Na2O4S, Q - Na2SO3, R - Na2S2O3, S - H2SO4, T - TSP Dodecahydrate, U - Acetone, V - MCAA, W - pH 4-5, Z - other (specify)
Other:

Sample Identification	Sample Date	Sample Time	Sample Type (C=comp, G=grab)	Matrix (W=water, S=solid, O=waste/oil, BT=Tissue, A=Air)	Field Filtered Sample (Yes or No)	Perform MS/MSD (Yes or No)	6010C (MOD): AS, BA, CU, PB, ZN	7471	8270D TCL SVOC'S	8260C TCL VOC'S	Total Number of containers	Special Instructions/Note:
			Preservation Code:									
B-55	4-28-22	12:30	G	SO	N	N	✓	✓	✓	✓	3	

480-197338 Chain of Custody

Possible Hazard Identification
☑ Non-Hazard ☐ Flammable ☐ Skin Irritant ☐ Poison B ☐ Unknown ☐ Radiological

Sample Disposal (A fee may be assessed if samples are retained longer than 1 month)
☐ Return To Client ☐ Disposal By Lab ☐ Archive For _____ Months

Deliverable Requested: I, II, III, IV, Other (specify) ~~NYSDEC~~ NYSDEC CAT B W/ EDD

Special Instructions/QC Requirements:

Empty Kit Relinquished by:	Date:	Time:	Method of Shipment:		
Relinquished by: [signature]	Date/Time: 4-28-22 4PM	Company: BE3	Received by:	Date/Time:	Company
Relinquished by:	Date/Time:	Company	Received by:	Date/Time:	Company
Relinquished by:	Date/Time:	Company	Received by: [signature]	Date/Time: 4/28/22 1620	Company: SAS

Custody Seals Intact: Δ Yes Δ No | Custody Seal No.: | Cooler Temperature(s) °C and Other Remarks: 1417 #1 NO ICE

Ver: 01/16/2019

Method 8260C

Volatile Organic Compounds (GC/MS) by Method 8260C

FORM I
GC/MS VOA ORGANICS ANALYSIS DATA SHEET

Lab Name: Eurofins Buffalo
Job No.: 480-197338-1
SDG No.:
Client Sample ID: B-55
Lab Sample ID: 480-197338-1
Matrix: Solid
Lab File ID: M03453.D
Analysis Method: 8260C
Date Collected: 04/28/2022 12:30
Sample wt/vol: 5.07(g)
Date Analyzed: 05/02/2022 19:19
Soil Aliquot Vol:
Dilution Factor: 1
Soil Extract Vol.:
GC Column: ZB-624 (30) VOA ID: 0.25(mm)
% Moisture: 4.6
Level: (low/med) Low
Analysis Batch No.: 624070
Units: ug/Kg

CAS NO.	COMPOUND NAME	RESULT	Q	RL	MDL
71-55-6	1,1,1-Trichloroethane	5.2	U vs	5.2	0.38
79-34-5	1,1,2,2-Tetrachloroethane	5.2	U vs	5.2	0.84
76-13-1	1,1,2-Trichloro-1,2,2-trifluoroethane	5.2	U vs	5.2	1.2
79-00-5	1,1,2-Trichloroethane	5.2	U vs	5.2	0.67
75-34-3	1,1-Dichloroethane	5.2	U vs	5.2	0.63
75-35-4	1,1-Dichloroethene	5.2	U vs	5.2	0.63
120-82-1	1,2,4-Trichlorobenzene	5.2	U vs	5.2	0.31
96-12-8	1,2-Dibromo-3-Chloropropane	5.2	U vs	5.2	2.6
106-93-4	1,2-Dibromoethane	5.2	U vs	5.2	0.66
95-50-1	1,2-Dichlorobenzene	5.2	U vs	5.2	0.40
107-06-2	1,2-Dichloroethane	5.2	U vs	5.2	0.26
78-87-5	1,2-Dichloropropane	5.2	U vs	5.2	2.6
541-73-1	1,3-Dichlorobenzene	5.2	U vs	5.2	0.27
106-46-7	1,4-Dichlorobenzene	5.2	U vs	5.2	0.72
78-93-3	2-Butanone (MEK)	26	U vs	26	1.9
591-78-6	2-Hexanone	26	U vs	26	2.6
108-10-1	4-Methyl-2-pentanone (MIBK)	26	U vs	26	1.7
67-64-1	Acetone	26	U vs	26	4.4
71-43-2	Benzene	5.2	U vs	5.2	0.25
75-27-4	Bromodichloromethane	5.2	U vs	5.2	0.69
75-25-2	Bromoform	5.2	U vs	5.2	2.6
74-83-9	Bromomethane	5.2	U vs	5.2	0.47
75-15-0	Carbon disulfide	5.2	U vs	5.2	2.6
56-23-5	Carbon tetrachloride	5.2	U vs	5.2	0.50
108-90-7	Chlorobenzene	5.2	U vs	5.2	0.68
75-00-3	Chloroethane	5.2	U vs	5.2	1.2
67-66-3	Chloroform	5.2	U vs	5.2	0.32
74-87-3	Chloromethane	5.2	U vs	5.2	0.31
156-59-2	cis-1,2-Dichloroethene	5.2	U vs	5.2	0.66
10061-01-5	cis-1,3-Dichloropropene	5.2	U vs	5.2	0.74
110-82-7	Cyclohexane	5.2	U vs	5.2	0.72
124-48-1	Dibromochloromethane	5.2	U vs	5.2	0.66
75-71-8	Dichlorodifluoromethane	5.2	U vs	5.2	0.43
100-41-4	Ethylbenzene	5.2	U vs	5.2	0.36
98-82-8	Isopropylbenzene	5.2	U vs	5.2	0.78

FORM I
GC/MS VOA ORGANICS ANALYSIS DATA SHEET

Lab Name: Eurofins Buffalo
Job No.: 480-197338-1
SDG No.:
Client Sample ID: B-55
Lab Sample ID: 480-197338-1
Matrix: Solid
Lab File ID: M03453.D
Analysis Method: 8260C
Date Collected: 04/28/2022 12:30
Sample wt/vol: 5.07(g)
Date Analyzed: 05/02/2022 19:19
Soil Aliquot Vol:
Dilution Factor: 1
Soil Extract Vol.:
GC Column: ZB-624 (30) VOA ID: 0.25(mm)
% Moisture: 4.6
Level: (low/med) Low
Analysis Batch No.: 624070
Units: ug/Kg

CAS NO.	COMPOUND NAME	RESULT	Q	RL	MDL
79-20-9	Methyl acetate	26	U vs	26	3.1
1634-04-4	Methyl tert-butyl ether	5.2	U vs	5.2	0.51
108-87-2	Methylcyclohexane	5.2	U vs	5.2	0.79
75-09-2	Methylene Chloride	5.2	U vs	5.2	2.4
100-42-5	Styrene	5.2	U vs	5.2	0.26
127-18-4	Tetrachloroethene	5.2	U vs	5.2	0.69
108-88-3	Toluene	5.2	U vs	5.2	0.39
156-60-5	trans-1,2-Dichloroethene	5.2	U vs	5.2	0.53
10061-02-6	trans-1,3-Dichloropropene	5.2	U vs	5.2	2.3
79-01-6	Trichloroethene	5.2	U vs	5.2	1.1
75-69-4	Trichlorofluoromethane	5.2	U vs	5.2	0.49
75-01-4	Vinyl chloride	5.2	U vs	5.2	0.63
1330-20-7	Xylenes, Total	10	U vs	10	0.87

CAS NO.	SURROGATE	%REC	Q	LIMITS
17060-07-0	1,2-Dichloroethane-d4 (Surr)	104		64-126
460-00-4	4-Bromofluorobenzene (Surr)	97		72-126
1868-53-7	Dibromofluoromethane (Surr)	104		60-140
2037-26-5	Toluene-d8 (Surr)	93		71-125

Method 8270D

Semivolatile Organic Compounds (GC/MS) by Method 8270D

FORM I
GC/MS SEMI VOA ORGANICS ANALYSIS DATA SHEET

Lab Name: Eurofins Buffalo | Job No.: 480-197338-1
SDG No.:
Client Sample ID: B-55 | Lab Sample ID: 480-197338-1
Matrix: Solid | Lab File ID: X21482385.D
Analysis Method: 8270D | Date Collected: 04/28/2022 12:30
Extract. Method: 3550C | Date Extracted: 05/02/2022 15:39
Sample wt/vol: 30.65(g) | Date Analyzed: 05/03/2022 18:36
Con. Extract Vol.: 1(mL) | Dilution Factor: 1
Injection Volume: 1(uL) | Level: (low/med) Low
% Moisture: 4.6 | GPC Cleanup:(Y/N) N
Analysis Batch No.: 624391 | Units: ug/Kg

CAS NO.	COMPOUND NAME	RESULT	Q	RL	MDL
95-95-4	2,4,5-Trichlorophenol	170	U	170	47
88-06-2	2,4,6-Trichlorophenol	170	U	170	35
120-83-2	2,4-Dichlorophenol	170	U	170	18
105-67-9	2,4-Dimethylphenol	170	U	170	42
51-28-5	2,4-Dinitrophenol	1700	U	1700	800
121-14-2	2,4-Dinitrotoluene	170	U	170	36
606-20-2	2,6-Dinitrotoluene	170	U	170	21
91-58-7	2-Chloronaphthalene	170	U	170	29
95-57-8	2-Chlorophenol	340	U	340	32
91-57-6	2-Methylnaphthalene	170	U	170	35
95-48-7	2-Methylphenol	170	U	170	21
88-74-4	2-Nitroaniline	340	U	340	26
88-75-5	2-Nitrophenol	170	U	170	49
91-94-1	3,3'-Dichlorobenzidine	340	U	340	210
99-09-2	3-Nitroaniline	340	U	340	48
534-52-1	4,6-Dinitro-2-methylphenol	340	U	340	170
101-55-3	4-Bromophenyl phenyl ether	170	U	170	25
59-50-7	4-Chloro-3-methylphenol	170	U	170	43
106-47-8	4-Chloroaniline	170	U	170	43
7005-72-3	4-Chlorophenyl phenyl ether	170	U	170	22
106-44-5	4-Methylphenol	340	U	340	21
100-01-6	4-Nitroaniline	340	U	340	91
100-02-7	4-Nitrophenol	340	U	340	120
83-32-9	Acenaphthene	170	U	170	26
208-96-8	Acenaphthylene	170	U	170	23
98-86-2	Acetophenone	170	U	170	24
120-12-7	Anthracene	59	J	170	43
1912-24-9	Atrazine	170	U	170	61
100-52-7	Benzaldehyde	170	U	170	140
56-55-3	Benzo[a]anthracene	440		170	17
50-32-8	Benzo[a]pyrene	430		170	26
205-99-2	Benzo[b]fluoranthene	610		170	28
191-24-2	Benzo[g,h,i]perylene	310		170	18
207-08-9	Benzo[k]fluoranthene	240		170	23

FORM I
GC/MS SEMI VOA ORGANICS ANALYSIS DATA SHEET

Lab Name: Eurofins Buffalo | Job No.: 480-197338-1
SDG No.:
Client Sample ID: B-55 | Lab Sample ID: 480-197338-1
Matrix: Solid | Lab File ID: X21482385.D
Analysis Method: 8270D | Date Collected: 04/28/2022 12:30
Extract. Method: 3550C | Date Extracted: 05/02/2022 15:39
Sample wt/vol: 30.65(g) | Date Analyzed: 05/03/2022 18:36
Con. Extract Vol.: 1(mL) | Dilution Factor: 1
Injection Volume: 1(uL) | Level: (low/med) Low
% Moisture: 4.6 | GPC Cleanup:(Y/N) N
Analysis Batch No.: 624391 | Units: ug/Kg

CAS NO.	COMPOUND NAME	RESULT	Q	RL	MDL
92-52-4	Biphenyl	170	U	170	26
108-60-1	bis (2-chloroisopropyl) ether	170	U	170	35
111-91-1	Bis(2-chloroethoxy)methane	170	U	170	37
111-44-4	Bis(2-chloroethyl)ether	170	U	170	23
117-81-7	Bis(2-ethylhexyl) phthalate	170	U	170	60
85-68-7	Butyl benzyl phthalate	170	U	170	29
105-60-2	Caprolactam	170	U	170	52
86-74-8	Carbazole	53	J	170	21
218-01-9	Chrysene	510		170	39
53-70-3	Dibenz(a,h)anthracene	82	J	170	31
132-64-9	Dibenzofuran	170	U	170	21
84-66-2	Diethyl phthalate	170	U	170	23
131-11-3	Dimethyl phthalate	170	U	170	21
84-74-2	Di-n-butyl phthalate	170UJ ~~32~~	J B	170	30
117-84-0	Di-n-octyl phthalate	170	U	170	21
206-44-0	Fluoranthene	940		170	18
86-73-7	Fluorene	170	U	170	21
118-74-1	Hexachlorobenzene	170	U	170	24
87-68-3	Hexachlorobutadiene	170	U	170	26
77-47-4	Hexachlorocyclopentadiene	170	U	170	24
67-72-1	Hexachloroethane	170	U	170	23
193-39-5	Indeno[1,2,3-cd]pyrene	280		170	22
78-59-1	Isophorone	170	U	170	37
91-20-3	Naphthalene	170	U	170	23
98-95-3	Nitrobenzene	170	U	170	19
621-64-7	N-Nitrosodi-n-propylamine	170	U	170	30
86-30-6	N-Nitrosodiphenylamine	170	U	170	140
87-86-5	Pentachlorophenol	340	U	340	170
85-01-8	Phenanthrene	410		170	26
108-95-2	Phenol	170	U	170	27
129-00-0	Pyrene	770		170	21

MKP 5/19/2022

METALS

COVER PAGE
METALS

Lab Name: Eurofins Buffalo Job Number: 480-197338-1

SDG No.:

Project: Project #1 - Pilgrim Village Family

Client Sample ID	Lab Sample ID
B-55	480-197338-1

Comments:

1A-IN
INORGANIC ANALYSIS DATA SHEET
METALS

Client Sample ID: B-55
Lab Sample ID: 480-197338-1
Lab Name: Eurofins Buffalo
Job No.: 480-197338-1
SDG ID.:
Matrix: Solid
Date Sampled: 04/28/2022 12:30
Reporting Basis: DRY
Date Received: 04/28/2022 16:20
% Solids: 95.4

CAS No.	Analyte	Result	RL	MDL	Units	C	Q	DIL	Method
7440-38-2	Arsenic	4.8	2.2	0.45	mg/Kg			1	6010C
7440-39-3	Barium	45.2	0.56	0.12	mg/Kg			1	6010C
7439-92-1	Lead	24.9	1.1	0.27	mg/Kg			1	6010C
7440-66-6	Zinc	61.5	2.2	0.71	mg/Kg			1	6010C
7439-97-6	Mercury	0.037	0.021	0.0048	mg/Kg			1	7471B

GENERAL CHEMISTRY

COVER PAGE
GENERAL CHEMISTRY

Lab Name: Eurofins Buffalo Job Number: 480-197338-1

SDG No.:

Project: Project #1 - Pilgrim Village Family

Client Sample ID	Lab Sample ID
B-55	480-197338-1

Comments:

General Chemistry Raw Data Report

Job ID: 480-197338-1

Batch: 623921 **Analyst Initials: IMZ**

Method: Moisture **Instrument: No Equipment Used for this Test**

Lab Sample ID: 480-197338-A-1 **Analysis Date: Apr 29, 2022 16:18**

Analyte	Detector	Dilution	Raw Result	Unit
Percent Moisture	None	1	4.61049284578699	%
Percent Solids	None	1	95.389507154213	%

Appendix B

Laboratory QC Documentation

FORM I
GC/MS SEMI VOA ORGANICS ANALYSIS DATA SHEET

Lab Name: Eurofins Buffalo
Job No.: 480-197338-1
SDG No.:
Client Sample ID:
Lab Sample ID: MB 480-624196/1-A
Matrix: Solid
Lab File ID: X21482382.D
Analysis Method: 8270D
Date Collected:
Extract. Method: 3550C
Date Extracted: 05/02/2022 15:39
Sample wt/vol: 30.26(g)
Date Analyzed: 05/03/2022 17:23
Con. Extract Vol.: 1(mL)
Dilution Factor: 1
Injection Volume: 1(uL)
Level: (low/med) Low
% Moisture:
GPC Cleanup:(Y/N) N
Analysis Batch No.: 624391
Units: ug/Kg

CAS NO.	COMPOUND NAME	RESULT	Q	RL	MDL
92-52-4	Biphenyl	170	U	170	25
108-60-1	bis (2-chloroisopropyl) ether	170	U	170	34
111-91-1	Bis(2-chloroethoxy)methane	170	U	170	36
111-44-4	Bis(2-chloroethyl)ether	170	U	170	22
117-81-7	Bis(2-ethylhexyl) phthalate	170	U	170	58
85-68-7	Butyl benzyl phthalate	170	U	170	28
105-60-2	Caprolactam	170	U	170	51
86-74-8	Carbazole	170	U	170	20
218-01-9	Chrysene	170	U	170	38
53-70-3	Dibenz(a,h)anthracene	170	U	170	30
132-64-9	Dibenzofuran	170	U	170	20
84-66-2	Diethyl phthalate	170	U	170	22
131-11-3	Dimethyl phthalate	170	U	170	20
84-74-2	Di-n-butyl phthalate	30.9	U	170	29
117-84-0	Di-n-octyl phthalate	170	U	170	20
206-44-0	Fluoranthene	170	U	170	18
86-73-7	Fluorene	170	U	170	20
118-74-1	Hexachlorobenzene	170	U	170	23
87-68-3	Hexachlorobutadiene	170	U	170	25
77-47-4	Hexachlorocyclopentadiene	170	U	170	23
67-72-1	Hexachloroethane	170	U	170	22
193-39-5	Indeno[1,2,3-cd]pyrene	170	U	170	21
78-59-1	Isophorone	170	U	170	36
91-20-3	Naphthalene	170	U	170	22
98-95-3	Nitrobenzene	170	U	170	19
621-64-7	N-Nitrosodi-n-propylamine	170	U	170	29
86-30-6	N-Nitrosodiphenylamine	170	U	170	140
87-86-5	Pentachlorophenol	330	U	330	170
85-01-8	Phenanthrene	170	U	170	25
108-95-2	Phenol	170	U	170	26
129-00-0	Pyrene	170	U	170	20

Appendix C

Validator Qualifications

KENNETH R. APPLIN
Geochemist/Data Validator

Ph.D., Geochemistry and Mineralogy, The Pennsylvania State University

M.S., Geochemistry and Mineralogy, The Pennsylvania State University

B.A., Geological Sciences, SUNY at Geneseo, NY

Dr. Applin has over 35 years of experience working with the geochemistry of natural waters. His prior experience includes working as an Assistant Professor of Geology at the University of Missouri-Columbia and as Chief Hydrogeologist and Geochemist with a leading engineering firm in Rochester, NY. In 1993, he established KR Applin and Associates, a small consulting business that focuses on the geochemistry of natural waters, especially as applied to problems involving the contamination of groundwater and surface water.

Dr. Applin is also an experienced analytical data validator and has provided data validation services since 1994 to a variety of clients performing brownfield cleanup projects, hazardous waste remediation, groundwater monitoring at solid waste facilities, and other projects requiring third-party data validation. Dr. Applin has several years of hands-on experience with the laboratory analysis of natural waters and has successfully completed the USEPA Region II certification courses for performing inorganic and organic analytical data validation.

MICHAEL K. PERRY
Chemist/Data Validator

B.S. Chemistry, Georgia State University, Atlanta, GA

A.A.S., Chemical Technology, Alfred State College, Alfred, NY

Mr. Perry has over 30 years of experience in the analytical laboratory business. During his early career, he spent several years as a laboratory analyst performing the analysis of soil, water, and air samples for inorganic and organic chemical parameters. During his last 20 years in the environmental laboratory business, he managed and directed two major analytical laboratories in Rochester, NY. His management responsibilities included oversight of the daily operations of the lab, staff training and supervision, the selection, purchase, and maintenance of analytical instruments, the introduction of new laboratory methods, analytical quality assurance and quality control, data acquisition and management, and other business-related activities.

Mr. Perry has an extensive working knowledge of the methods and procedures used for sampling and analyzing both inorganic and organic analytes in soil, water, and air. He is an accomplished laboratory chemist and is familiar with the analytical methods and procedures established under the USEPA Contract Laboratory Protocols (CLP), the NYSDEC Analytical Services Protocols (ASP), and the NYSDOH Environmental Laboratory Approval Program (ELAP).

DATA USABILITY SUMMARY REPORT (DUSR)

Pilgrim Village Family
951 Ellicott St.
Buffalo, NY 14209
NYSDEC BCP # C915362

SDG: J197903-1
2 soil samples

Prepared for:

BE3 Corp.
960 Busti Avenue
Suite 150-B
Buffalo, NY 14213
Attention: Dalton Stack

June 2022

EDU *Environmental Data Usability 10028 Deer Park Dr. Dansville, NY 14437 585-991-9156*

Table of Contents

Page No.

REVIEWER'S NARRATIVE

1.0 SUMMARY 1

2.0 INTRODUCTION 1

3.0 SAMPLE AND ANALYSIS SUMMARY 2

4.0 GUIDANCE DOCUMENTS AND DATA REVIEW CRITERIA 2

5.0 DATA VALIDATION QUALIFIERS 3

6.0 RESULTS OF THE DATA REVIEW 4

7.0 TOTAL USABLE DATA 4

APPENDIX A Validated Analytical Results
APPENDIX B Laboratory QC Documentation
APPENDIX C Validator Qualifications

Tables

Table 4-1 Data Validation Guidance Documents
Table 4-2 Quality Control Criteria for Validating Laboratory Analytical Data

Summaries of Validated Results
Table 6-1 VOCs
Table 6-2 SVOCs
Table 6-3 Pesticides
Table 6-4 PCBs
Table 6-5 Metals

REVIEWER'S NARRATIVE
BE3 SDG J197903-1: Pilgrim Village Family

The data associated with this Sample Delivery Group (SDG) J197903-1, analyzed by Eurofins Buffalo, Buffalo, NY have been reviewed in accordance with assessment criteria provided by the New York State Department of Environmental Conservation following the review procedures provided in the USEPA Functional Guidelines for evaluating organic and inorganic data.

All analytical results reported by the laboratory are considered valid and acceptable except results that have been qualified as rejected, “R”. Results qualified as estimated “J”, or as non-detects, “U”, are considered usable for the purpose of evaluating water and/or soil quality. However, these qualifiers indicate that the accuracy and/or precision of the analytical result is questionable. A summary of all data that have been qualified and the reasons for qualification are provided in the following data usability summary report (DUSR).

Two facts should be noted by all data users. First, the “R” qualifier means that the associated value is unusable. In other words, due to significant quality control (QC) problems, the analysis is invalid and provides no information as to whether the analyte is present or not. Values qualified with an “R” should not appear on the final data tables because they cannot be relied upon, even as the last resort. Second, no analyte concentration, even if it has passed all QC tests, is guaranteed to be accurate. Strict QC serves to increase confidence in data, but any value potentially contains error.

Reviewer's Signature: Michael K. Perry Date: 6/6/2022

Michael K. Perry
Chemist

1.0 SUMMARY

SITE:	Pilgrim Village Family 951 Ellicott St. Buffalo, NY 14209
SAMPLING DATE:	May 11, 2022
SAMPLE TYPE:	2 soil samples
LABORATORY:	Eurofins Buffalo Buffalo, NY
SDG No.:	J197903-1

2.0 INTRODUCTION

This data usability summary report (DUSR) was prepared in accordance with guidance provided by the New York State Department of Environmental Conservation (NYSDEC). The DUSR is based on a review and evaluation of the laboratory analytical data package. Specifically, the NYSDEC guidance recommends review and evaluation of the following elements of the data package:

- Completeness of the data package as defined under the requirements of the NYSDEC Analytical Services Protocols (ASP) Category B or the United States Environmental Protection Agency (USEPA) Contract Laboratory Program (CLP) deliverables,
- Compliance with established analyte holding times,
- Adherence to quality control (QC) limits and specifications for blanks, instrument tuning and calibration, surrogate recoveries, spike recoveries, laboratory duplicate analyses, and other QC criteria,
- Adherence to established analytical protocols,
- Conformance of data summary sheets with raw analytical data, and
- Use of correct data qualifiers.

Data deficiencies, analytical protocol deviations, and quality control problems identified using the review criteria above and their effect on the analytical results are discussed in this report.

3.0 SAMPLE AND ANALYSIS SUMMARY

The data package consists of analytical results for two soil samples collected on May 11, 2022. These samples were analyzed for Volatile Organic Compounds (VOCs), Semi-volatile Organic Compounds (SVOCs), Pesticides, PCBs, and Metals.

All analyses were performed by Eurofins Buffalo, Buffalo, NY and analyzed as SDG J197903-1. The analytical results were provided in NYSDEC ASP Category B format, which includes all raw analytical data and laboratory QC data.

4.0 GUIDANCE DOCUMENTS AND DATA REVIEW CRITERIA

The guidance documents appropriate for reviewing laboratory quality control (QC) data and assigning data qualifiers (flags) to analytical results were selected from those listed in Table 4-1. The QC limits established in the documents applicable to this data review were used to assess the quality of the analytical results. In some cases, however, QC limits established internally by the laboratory were taken into account to determine data quality.

The QC criteria considered for assessing the usability of the reported analytical results provided for each analyte type (i.e. VOCs, SVOCs, metals, etc.) are listed in Table 4-2. These criteria may vary with the analytical method utilized by the laboratory. These criteria comply with the guidance recommended in Section 2.0 above.

5.0 DATA VALIDATION QUALIFIERS

The letter qualifiers (flags) used to define data usability are described briefly below. These letters are assigned by the data validator to analytical results having questionable accuracy and/or precision as determined by reviewing the laboratory QC data associated with the analytical results.

TABLE 4-1

Guidance Used For Validating Laboratory Analytical Data

Analyte Group	Guidance	Date
Metals (ICP-AES)	USEPA SOP HW-3a, Rev. 1	September 2016
Metals (Hg & CN)	USEPA SOP HW-3c, Rev. 1	September 2016
Volatile Organic Compounds (by Methods 8260B & 8260C)	USEPA SOP HW-24, Rev. 4	September 2014
Semi-Volatile Organic Compounds (by Method 8270D)	USEPA SOP HW-22 Rev. 5	December 2010
Pesticides (by Method 8181B)	USEPA SOP HW-44, Rev. 1.1	December 2010
Chlorinated Herbicides (by Method 8151A)	USEPA SOP HW-17, Rev. 3.1	December 2010
Polychlorinated Biphenyls (PCBs)	USEPA SOP HW-37A, Rev. 0	June 2015
Volatile Organic Compounds (Air) (by Method TO-15)	USEPA SOP HW-31, Rev. 6	September 2016
Per- and PolyFluoroAlkyl Substances (PFAS)	* NYSDEC	January 2021
General Chemistry Parameters	per NYSDEC ASP	July 2005

* Sampling, Analysis, and Assessment of Per- and Polyfluoroalkyl Substances (PFAS) Under NYSDEC's Part 375 Remedial Programs, Appendix I

TABLE 4-2

QUALITY CONTROL CRITERIA USED FOR VALIDATING LABORATORY ANALYTICAL DATA

VOCs	SVOCs	Pesticides/PCBs	Metals	Gen Chemistry	PFAS
Completeness of Pkg	Completeness of Pkg	Completeness of Pkg	Completeness of Pkg	Completeness of Pkg	Completeness of Pkg
Sample Preservation	Sample Preservation	Sample Preservation	Sample Preservation	Sample Preservation	Sample Preservation
Holding Time	Holding Time	Holding Time	Holding Time	Holding Times	Holding Time
System Monitoring Compounds	Surrogate Recoveries	Surrogate Recoveries	Initial/Continuing Calibration	Calibration	Instr Performance Check
Lab Control Sample	Lab Control Sample	Matrix Spikes	CRDL Standards	Lab Control Samples	Initial Calibration
Matrix Spikes	Matrix Spikes	Blanks	Blanks	Blanks	Continuing Calibration
Blanks	Blanks	Instrument Calibration & Verification	Interference Check Sample	Spike Recoveries	Blanks
Instrument Tuning	Instrument Tuning	Comparison of duplicate GC column results	Spike Recoveries	Lab Duplicates	Surrogates
Internal Standards	Internal Standards	Analyte ID	Lab Duplicate		Lab Fortified Blank
Initial Calibration	Initial Calibration	Lab Qualifiers	Lab Control Sample		Matrix Spikes
Continuing Calibration	Continuing Calibration	Field Duplicate	ICP Serial Dilutions		Internal Standards
Lab Qualifiers	Lab Qualifiers		Lab Qualifiers		
Field Duplicate	Field Duplicate		Field Duplicate		

Method TO-15 (Air)
Completeness of Pkg
Sample Preservation
Holding Time
Canister Certification
Instrument Tuning
Initial Calibration and Instrument Performance
Daily Calibration
Blanks
Lab Control Sample
Field Duplicate

The laboratory may also use various letters and symbols to flag analytical results generated when QC limits were exceeded. The meanings of these flags may differ from those used by the independent data validator. Those used by the laboratory are provided with the analytical results.

NOTE: The assignment of data qualifiers by the data reviewer (validator) to laboratory analytical results should not necessarily be interpreted by the data user as a measure of laboratory ability or proficiency. Rather, the qualifiers are intended to provide a measure of data accuracy and precision to the data user, which, for example, may provide a level of confidence in determining whether or not standards or cleanup objectives have been met.

U The analyte was analyzed for but was not detected at or above the sample quantitation limit.

J The analyte was positively identified; the associated numerical value is the *approximate* concentration of the analyte in the sample. (The magnitude of any ± value associated with the result is not determined by data validation).

J+ The result is an estimated quantity and may be biased high.

J- The result is an estimated quantity and may be biased low.

UJ The analyte was analyzed for but not detected. The reported quantitation limit is approximate and may inaccurate or imprecise.

R The sample result is rejected (i.e., is unusable) due to serious deficiencies in the ability to analyze the sample and meet quality control criteria. The presence or absence of the analyte cannot be verified.

NJ The analysis indicates the presence of an analyte that has been "tentatively identified" and the associated numerical value represents its approximate concentration.

The validated analytical results are attached to this report. Validation qualifiers (flags) are indicated in red print. Data sheets having qualified data are signed and dated by the data reviewer.

6.0 RESULTS OF THE DATA REVIEW

The results of the data review are summarized in Tables 6-1 through 6-5. The tables list the samples where QC criteria were found to exceed acceptable limits and the actions taken to qualify the associated analytical results.

7.0 TOTAL USABLE DATA

For SDG J197903-1, two samples were analyzed and results were reported for 332 analytes. Even though some results were flagged with a "J" as estimated, all results (100 %) are considered usable. See the summary table for the analyses that have rejected/qualified and the corresponding QC reasons.

NOTE: 1) As noted by the laboratory, the soil samples were not collected following SW846 5035A protocol. This adds an element of uncertainty to the analytical results for volatile organic analytes (VOAs). Although not specifically indicated on the final data sheets with a "J" flag, the VOA analytical results should be considered estimated, but usable.

Table 6-1 8260 VOCs

SAMPLES AFFECTED	ANALYTES	ACTION	QC VIOLATION	COMMENTS
B-46	MEK	J detects UJ non-detects	MS/MSD < QC limit	Data are estimated

Table 6-2 8270 SVOCs

SAMPLES AFFECTED	ANALYTES	ACTION	QC VIOLATION	COMMENTS
All samples	Hexachlorocyclopentadiene	J detects UJ non-detects	CCV > QC limit	Data are estimated

Table 6-3 Pesticides

SAMPLES AFFECTED	ANALYTES	ACTION	QC VIOLATION	COMMENTS
none			none	

Table 6-4 PCBs

SAMPLES AFFECTED	ANALYTES	ACTION	QC VIOLATION	COMMENTS
none			none	

Table 6-5 Metals

SAMPLES AFFECTED	ANALYTES	ACTION	QC VIOLATION	COMMENTS
All samples	Zn	J+ detects	LCS-CRM > QC limit	Data may be biased high

ACRONYMS

BSP	Blank Spike
CCAL	Continuing Calibration
CCB	Continuing Calibration Blank
CCV	Continuing Calibration Verification
CRDL	Contract Required Detection Limit
CRQL	Contract Required Quantitation Limit
%D	Percent Difference
ICAL	Initial Calibration
ICB	Initial Calibration Blank
IS	Internal Standard
LCS	Laboratory Control Sample
MS/MSD	Matrix Spike/Matrix Spike Duplicate
QA	Quality Assurance
QC	Quality Control
%R	Percent recovery
RPD	Relative Percent Difference
RRF	Relative Response Factor
%RSD	Percent Relative Standard Deviation
TAL	Target Analyte List (metals)
TCL	Target Compound List (organics)

Appendix A

Validated Analytical Results

eurofins | Environment Testing America

ANALYTICAL REPORT

Job Number: 480-197903-1

Job Description: Pilgrim Village Family

For:
Brydges Engineering in Environment & Energy DPC
960 Busti Ave
Suite B-150
Buffalo, NY 14213

Attention: Jason Brydges

Approved for release.
John Beninati
Project Manager
5/19/2022 8:59 AM

John Beninati, Project Manager
10 Hazelwood Drive, Amherst, NY, 14228-2298
(716)504-9874
John.Beninati@et.eurofinsus.com
05/19/2022

The test results in this report meet all NELAP requirements for parameters for which accreditation is required or available. Any exceptions to the NELAP requirements are noted in this report. Pursuant to NELAP, this report may not be reproduced, except in full, without the written approval of the laboratory. This report is confidential and is intended for the sole use of Eurofins Environment Testing Northeast, LLC Buffalo and its client. All questions regarding this report should be directed to the Eurofins Environment Testing Northeast, LLC Buffalo Project Manager or designee who has signed this report.

The test results in this report relate only to the samples as received by the laboratory and will meet all requirements of the methodology, with any exceptions noted. This report shall not be reproduced except in full, without the express written approval of the laboratory. All questions should be directed to the Eurofins Environment Testing Northeast, LLC Project Manager.This report has been electronically signed and authorized by the signatory. Electronic signature is intended to be the legally binding equivalent of a traditionally handwritten signature.

Job Narrative
480-197903-1

Comments
Client requested test Methods 8081B, 8082A, and 6010C with TAL analyte list after sample login. Methods not shown on COC.

Receipt
The samples were received on 5/12/2022 12:37 PM. Unless otherwise noted below, the samples arrived in good condition, and where required, properly preserved and on ice. The temperature of the cooler at receipt was 18.6º C.

Receipt Exceptions
Sample collection date presented on sample jars differed from sample date on COC: B 42 (480-197903-1), B 46 (480-197903-2). Date presented on sample jar entered at login.

GC/MS VOA
No analytical or quality issues were noted, other than those described in the Definitions/Glossary page.

GC/MS Semi VOA
No analytical or quality issues were noted, other than those described in the Definitions/Glossary page.

GC Semi VOA
Method 8082A: The following samples are associated with a continuing calibration verification (CCV 480-626261/3, CCV 480-626261/29 and CCV 480-626261/51) that had recoveries for the surrogate Tetrachloro-m-xylene that were above acceptance limits: B 42 (480-197903-1) and B 46 (480-197903-2). The secondary surrogate Decachlorobiphenyl is within limits. Therefore, the data has been reported.

No additional analytical or quality issues were noted, other than those described above or in the Definitions/Glossary page.

Metals
Method 6010C: The low level initial calibration verification (ICVL 480-626390/12) recovered above the upper control limit for Total Zinc. The samples associated with this CCVL were either less than the reporting limit (RL) for this analyte or contained this analyte at a concentration greater than 10X the value found in the CCVL; therefore, re-analysis of samples B 42 (480-197903-1), B 46 (480-197903-2), (LCSSRM 480-626064/2-A) and (MB 480-626064/1-A) was not performed.

No additional analytical or quality issues were noted, other than those described above or in the Definitions/Glossary page.

Organic Prep
No analytical or quality issues were noted, other than those described in the Definitions/Glossary page.

Sample Summary

Client: Brydges Engineering in Environment & Energy DPC
Job ID: 480-197903-1
Project/Site: Pilgrim Village Family

Lab Sample ID	Client Sample ID	Matrix	Collected	Received
480-197903-1	B 42	Solid	05/11/22 13:00	05/12/22 12:37
480-197903-2	B 46	Solid	05/11/22 13:00	05/12/22 12:37

Eurofins TestAmerica, Buffalo
10 Hazelwood Drive
Amherst, NY 14228-2298
Phone (716) 691-2600 Phone (716) 691-7991

Chain of Custody Record

eurofins Environment Testing America

Client Information	Sampler: Jesse Zientek	Lab PM: ~~Joe Giacomazza~~ John Beninati	Carrier Tracking No(s):	COC No:
Client Contact: Jesse Zientek	Phone: 716-545-2143	E-Mail: jvg@Eurofinset.com	State of Origin:	Page: Page 1 of __
Company: BE3	PWSID:			Job #:
Address: 960 Busti Ave	Due Date Requested: ASAP			
City: Buffalo	TAT Requested (days): 5-10			
State, Zip: NY 14213	Compliance Project: Δ Yes Δ No			
Phone: 716-362-6532	PO #:			
Email: lbroderick@BE3corp.com	WO #:			
Project Name: Pilgrim Village - family	Project #:			
Site: Family Site	SSOW#:			

Analysis Requested

Preservation Codes:
A - HCL, B - NaOH, C - Zn Acetate, D - Nitric Acid, E - NaHSO4, F - MeOH, G - Amchlor, H - Ascorbic Acid, I - Ice, J - DI Water, K - EDTA, L - EDA
M - Hexane, N - None, O - AsNaO2, P - Na2O4S, Q - Na2SO3, R - Na2S2O3, S - H2SO4, T - TSP Dodecahydrate, U - Acetone, V - MCAA, W - pH 4-5, Z - other (specify)
Other:

Sample Identification	Sample Date	Sample Time	Sample Type (C=comp, G=grab)	Matrix (W=water, S=solid, O=waste/oil, BT=Tissue, A=Air)	Field Filtered Sample (Yes or No)	Perform MS/MSD (Yes or No)	6010C (incl. As, Ba, Cu, Pb, Zn)	7471	8270D TCL SVOCs	8260C TCL VOCs	Total Number of containers	Special Instructions/Note:
			Preservation Code:									
B 42	5/12/22	1300	G	S	N	N	✓	✓	✓	✓	3	
B 46	↓	1300	G	S	N	N	✓	✓	✓	✓	3	

480-197903 Chain of Custody

Possible Hazard Identification
☐ Non-Hazard ☐ Flammable ☐ Skin Irritant ☐ Poison B ☐ Unknown ☐ Radiological

Sample Disposal (A fee may be assessed if samples are retained longer than 1 month)
☐ Return To Client ☐ Disposal By Lab ☐ Archive For _____ Months

Deliverable Requested: I, II, III, IV, Other (specify) NYS DEC CAT B w/ EQD

Special Instructions/QC Requirements:

Empty Kit Relinquished by:	Date:	Time:	Method of Shipment:

Relinquished by	Date/Time	Company	Received by	Date/Time	Company
[signature]	5/12/22 12:37	BE3	[signature]	5/12/22 1237	TA

Custody Seals Intact: Δ Yes Δ No	Custody Seal No.:	Cooler Temperature(s) °C and Other Remarks: 8.16 #1 NO ICE

Ver: 01/16/2019

Method 8260C

Volatile Organic Compounds (GC/MS) by Method 8260C

FORM I
GC/MS VOA ORGANICS ANALYSIS DATA SHEET

Lab Name: Eurofins Buffalo | Job No.: 480-197903-1

SDG No.:

Client Sample ID: B 42 | Lab Sample ID: 480-197903-1

Matrix: Solid | Lab File ID: M03681.D

Analysis Method: 8260C | Date Collected: 05/11/2022 13:00

Sample wt/vol: 5.21(g) | Date Analyzed: 05/17/2022 01:45

Soil Aliquot Vol: | Dilution Factor: 1

Soil Extract Vol.: | GC Column: ZB-624 (30) VOA ID: 0.25(mm)

Purge Volume: 5.0(mL) | Heated Purge: (Y/N) Y pH:

% Moisture: 12.8 % Solids: 87.2 | Level: (low/med) Low

Analysis Batch No.: 626321 | Units: ug/Kg

CAS NO.	COMPOUND NAME	RESULT	Q	RL	MDL
71-55-6	1,1,1-Trichloroethane	5.5	U vs	5.5	0.40
79-34-5	1,1,2,2-Tetrachloroethane	5.5	U vs	5.5	0.89
76-13-1	1,1,2-Trichloro-1,2,2-trifluoroethane	5.5	U vs	5.5	1.3
79-00-5	1,1,2-Trichloroethane	5.5	U vs	5.5	0.72
75-34-3	1,1-Dichloroethane	5.5	U vs	5.5	0.67
75-35-4	1,1-Dichloroethene	5.5	U vs	5.5	0.67
120-82-1	1,2,4-Trichlorobenzene	5.5	U vs	5.5	0.33
96-12-8	1,2-Dibromo-3-Chloropropane	5.5	U vs	5.5	2.8
106-93-4	1,2-Dibromoethane	5.5	U vs	5.5	0.71
95-50-1	1,2-Dichlorobenzene	5.5	U vs	5.5	0.43
107-06-2	1,2-Dichloroethane	5.5	U vs	5.5	0.28
78-87-5	1,2-Dichloropropane	5.5	U vs	5.5	2.8
541-73-1	1,3-Dichlorobenzene	5.5	U vs	5.5	0.28
106-46-7	1,4-Dichlorobenzene	5.5	U vs	5.5	0.77
78-93-3	2-Butanone (MEK)	28	U vs	28	2.0
591-78-6	2-Hexanone	28	U vs	28	2.8
108-10-1	4-Methyl-2-pentanone (MIBK)	28	U vs	28	1.8
67-64-1	Acetone	5.4	J vs	28	4.6
71-43-2	Benzene	5.5	U vs	5.5	0.27
75-27-4	Bromodichloromethane	5.5	U vs	5.5	0.74
75-25-2	Bromoform	5.5	U vs	5.5	2.8
74-83-9	Bromomethane	5.5	U vs	5.5	0.50
75-15-0	Carbon disulfide	5.5	U vs	5.5	2.8
56-23-5	Carbon tetrachloride	5.5	U vs	5.5	0.53
108-90-7	Chlorobenzene	5.5	U vs	5.5	0.73
75-00-3	Chloroethane	5.5	U vs	5.5	1.2
67-66-3	Chloroform	5.5	U vs	5.5	0.34
74-87-3	Chloromethane	5.5	U vs	5.5	0.33
156-59-2	cis-1,2-Dichloroethene	5.5	U vs	5.5	0.70
10061-01-5	cis-1,3-Dichloropropene	5.5	U vs	5.5	0.79
110-82-7	Cyclohexane	5.5	U vs	5.5	0.77
124-48-1	Dibromochloromethane	5.5	U vs	5.5	0.70
75-71-8	Dichlorodifluoromethane	5.5	U vs	5.5	0.45

FORM I
GC/MS VOA ORGANICS ANALYSIS DATA SHEET

Lab Name: Eurofins Buffalo
Job No.: 480-197903-1
SDG No.:
Client Sample ID: B 42
Lab Sample ID: 480-197903-1
Matrix: Solid
Lab File ID: M03681.D
Analysis Method: 8260C
Date Collected: 05/11/2022 13:00
Sample wt/vol: 5.21(g)
Date Analyzed: 05/17/2022 01:45
Soil Aliquot Vol:
Dilution Factor: 1
Soil Extract Vol.:
GC Column: ZB-624 (30) VOA ID: 0.25(mm)
Purge Volume: 5.0(mL)
Heated Purge: (Y/N) Y pH:
% Moisture: 12.8 % Solids: 87.2
Level: (low/med) Low
Analysis Batch No.: 626321
Units: ug/Kg

CAS NO.	COMPOUND NAME	RESULT	Q	RL	MDL
100-41-4	Ethylbenzene	5.5	U vs	5.5	0.38
98-82-8	Isopropylbenzene	5.5	U vs	5.5	0.83
79-20-9	Methyl acetate	28	U vs	28	3.3
1634-04-4	Methyl tert-butyl ether	5.5	U vs	5.5	0.54
108-87-2	Methylcyclohexane	5.5	U vs	5.5	0.84
75-09-2	Methylene Chloride	5.5	U vs	5.5	2.5
100-42-5	Styrene	5.5	U vs	5.5	0.28
127-18-4	Tetrachloroethene	5.5	U vs	5.5	0.74
108-88-3	Toluene	5.5	U vs	5.5	0.42
156-60-5	trans-1,2-Dichloroethene	5.5	U vs	5.5	0.57
10061-02-6	trans-1,3-Dichloropropene	5.5	U vs	5.5	2.4
79-01-6	Trichloroethene	5.5	U vs	5.5	1.2
75-69-4	Trichlorofluoromethane	5.5	U vs	5.5	0.52
75-01-4	Vinyl chloride	5.5	U vs	5.5	0.67
1330-20-7	Xylenes, Total	11	U vs	11	0.92

CAS NO.	SURROGATE	%REC	Q	LIMITS
17060-07-0	1,2-Dichloroethane-d4 (Surr)	102		64-126
460-00-4	4-Bromofluorobenzene (Surr)	96		72-126
1868-53-7	Dibromofluoromethane (Surr)	102		60-140
2037-26-5	Toluene-d8 (Surr)	94		71-125

FORM I
GC/MS VOA ORGANICS ANALYSIS DATA SHEET

Lab Name: Eurofins Buffalo | Job No.: 480-197903-1

SDG No.:

Client Sample ID: B 46 | Lab Sample ID: 480-197903-2

Matrix: Solid | Lab File ID: M03682.D

Analysis Method: 8260C | Date Collected: 05/11/2022 13:00

Sample wt/vol: 5(g) | Date Analyzed: 05/17/2022 02:10

Soil Aliquot Vol: | Dilution Factor: 1

Soil Extract Vol.: | GC Column: ZB-624 (30) VOA ID: 0.25(mm)

Purge Volume: 5.0(mL) | Heated Purge: (Y/N) Y pH:

% Moisture: 13.6 % Solids: 86.4 | Level: (low/med) Low

Analysis Batch No.: 626321 | Units: ug/Kg

CAS NO.	COMPOUND NAME	RESULT	Q	RL	MDL	
71-55-6	1,1,1-Trichloroethane	5.8	U vs	5.8	0.42	
79-34-5	1,1,2,2-Tetrachloroethane	5.8	U vs	5.8	0.94	
76-13-1	1,1,2-Trichloro-1,2,2-trifluoroethane	5.8	U vs	5.8	1.3	
79-00-5	1,1,2-Trichloroethane	5.8	U vs	5.8	0.75	
75-34-3	1,1-Dichloroethane	5.8	U vs	5.8	0.71	
75-35-4	1,1-Dichloroethene	5.8	U vs	5.8	0.71	
120-82-1	1,2,4-Trichlorobenzene	5.8	U vs	5.8	0.35	
96-12-8	1,2-Dibromo-3-Chloropropane	5.8	U vs	5.8	2.9	
106-93-4	1,2-Dibromoethane	5.8	U vs	5.8	0.74	
95-50-1	1,2-Dichlorobenzene	5.8	U vs	5.8	0.45	
107-06-2	1,2-Dichloroethane	5.8	U vs	5.8	0.29	
78-87-5	1,2-Dichloropropane	5.8	U vs	5.8	2.9	
541-73-1	1,3-Dichlorobenzene	5.8	U vs	5.8	0.30	
106-46-7	1,4-Dichlorobenzene	5.8	U vs	5.8	0.81	
78-93-3	2-Butanone (MEK)	29	U F1 vs	29	2.1	UJ
591-78-6	2-Hexanone	29	U vs	29	2.9	
108-10-1	4-Methyl-2-pentanone (MIBK)	29	U vs	29	1.9	
67-64-1	Acetone	6.4	J vs	29	4.9	
71-43-2	Benzene	5.8	U vs	5.8	0.28	
75-27-4	Bromodichloromethane	5.8	U vs	5.8	0.78	
75-25-2	Bromoform	5.8	U vs	5.8	2.9	
74-83-9	Bromomethane	5.8	U vs	5.8	0.52	
75-15-0	Carbon disulfide	5.8	U vs	5.8	2.9	
56-23-5	Carbon tetrachloride	5.8	U vs	5.8	0.56	
108-90-7	Chlorobenzene	5.8	U vs	5.8	0.76	
75-00-3	Chloroethane	5.8	U vs	5.8	1.3	
67-66-3	Chloroform	5.8	U vs	5.8	0.36	
74-87-3	Chloromethane	5.8	U vs	5.8	0.35	
156-59-2	cis-1,2-Dichloroethene	5.8	U vs	5.8	0.74	
10061-01-5	cis-1,3-Dichloropropene	5.8	U vs	5.8	0.83	
110-82-7	Cyclohexane	5.8	U vs	5.8	0.81	
124-48-1	Dibromochloromethane	5.8	U vs	5.8	0.74	
75-71-8	Dichlorodifluoromethane	5.8	U vs	5.8	0.48	

MKP 6/6/2022

FORM I
GC/MS VOA ORGANICS ANALYSIS DATA SHEET

Lab Name: Eurofins Buffalo
Job No.: 480-197903-1
SDG No.:
Client Sample ID: B 46
Lab Sample ID: 480-197903-2
Matrix: Solid
Lab File ID: M03682.D
Analysis Method: 8260C
Date Collected: 05/11/2022 13:00
Sample wt/vol: 5(g)
Date Analyzed: 05/17/2022 02:10
Soil Aliquot Vol:
Dilution Factor: 1
Soil Extract Vol.:
GC Column: ZB-624 (30) VOA ID: 0.25(mm)
Purge Volume: 5.0(mL)
Heated Purge: (Y/N) Y pH:
% Moisture: 13.6 % Solids: 86.4
Level: (low/med) Low
Analysis Batch No.: 626321
Units: ug/Kg

CAS NO.	COMPOUND NAME	RESULT	Q	RL	MDL
100-41-4	Ethylbenzene	5.8	U vs	5.8	0.40
98-82-8	Isopropylbenzene	5.8	U vs	5.8	0.87
79-20-9	Methyl acetate	29	U vs	29	3.5
1634-04-4	Methyl tert-butyl ether	5.8	U vs	5.8	0.57
108-87-2	Methylcyclohexane	5.8	U vs	5.8	0.88
75-09-2	Methylene Chloride	5.8	U vs	5.8	2.7
100-42-5	Styrene	5.8	U vs	5.8	0.29
127-18-4	Tetrachloroethene	5.8	U vs	5.8	0.78
108-88-3	Toluene	5.8	U vs	5.8	0.44
156-60-5	trans-1,2-Dichloroethene	5.8	U vs	5.8	0.60
10061-02-6	trans-1,3-Dichloropropene	5.8	U vs	5.8	2.5
79-01-6	Trichloroethene	5.8	U vs	5.8	1.3
75-69-4	Trichlorofluoromethane	5.8	U vs	5.8	0.55
75-01-4	Vinyl chloride	5.8	U vs	5.8	0.71
1330-20-7	Xylenes, Total	12	U vs	12	0.97

CAS NO.	SURROGATE	%REC	Q	LIMITS
17060-07-0	1,2-Dichloroethane-d4 (Surr)	99		64-126
460-00-4	4-Bromofluorobenzene (Surr)	94		72-126
1868-53-7	Dibromofluoromethane (Surr)	100		60-140
2037-26-5	Toluene-d8 (Surr)	95		71-125

Method 8270D

Semivolatile Organic Compounds (GC/MS) by Method 8270D

FORM I
GC/MS SEMI VOA ORGANICS ANALYSIS DATA SHEET

Lab Name: Eurofins Buffalo | Job No.: 480-197903-1

SDG No.:

Client Sample ID: B 42 | Lab Sample ID: 480-197903-1

Matrix: Solid | Lab File ID: X214826733.D

Analysis Method: 8270D | Date Collected: 05/11/2022 13:00

Extract. Method: 3550C | Date Extracted: 05/13/2022 15:34

Sample wt/vol: 30.38(g) | Date Analyzed: 05/17/2022 16:09

Con. Extract Vol.: 1(mL) | Dilution Factor: 1

Injection Volume: 1(uL) | GC Column: RXI-5Sil MS ID: 0.25(mm)

% Moisture: 12.8 % Solids: 87.2 | GPC Cleanup:(Y/N) N

Cleanup Factor: | Level: (low/med) Low

Analysis Batch No.: 626352 | Units: ug/Kg

CAS NO.	COMPOUND NAME	RESULT	Q	RL	MDL
95-95-4	2,4,5-Trichlorophenol	190	U	190	52
88-06-2	2,4,6-Trichlorophenol	190	U	190	38
120-83-2	2,4-Dichlorophenol	190	U	190	20
105-67-9	2,4-Dimethylphenol	190	U	190	46
51-28-5	2,4-Dinitrophenol	1900	U	1900	890
121-14-2	2,4-Dinitrotoluene	190	U	190	40
606-20-2	2,6-Dinitrotoluene	190	U	190	23
91-58-7	2-Chloronaphthalene	190	U	190	32
95-57-8	2-Chlorophenol	370	U	370	35
91-57-6	2-Methylnaphthalene	190	U	190	38
95-48-7	2-Methylphenol	190	U	190	23
88-74-4	2-Nitroaniline	370	U	370	28
88-75-5	2-Nitrophenol	190	U	190	54
91-94-1	3,3'-Dichlorobenzidine	370	U	370	230
99-09-2	3-Nitroaniline	370	U	370	53
534-52-1	4,6-Dinitro-2-methylphenol	370	U	370	190
101-55-3	4-Bromophenyl phenyl ether	190	U	190	27
59-50-7	4-Chloro-3-methylphenol	190	U	190	48
106-47-8	4-Chloroaniline	190	U	190	48
7005-72-3	4-Chlorophenyl phenyl ether	190	U	190	24
106-44-5	4-Methylphenol	370	U	370	23
100-01-6	4-Nitroaniline	370	U	370	100
100-02-7	4-Nitrophenol	370	U	370	130
83-32-9	Acenaphthene	190	U	190	28
208-96-8	Acenaphthylene	190	U	190	25
98-86-2	Acetophenone	190	U	190	26
120-12-7	Anthracene	190	U	190	48
1912-24-9	Atrazine	190	U	190	67
100-52-7	Benzaldehyde	190	U	190	150
56-55-3	Benzo[a]anthracene	190	U	190	19
50-32-8	Benzo[a]pyrene	190	U	190	28
205-99-2	Benzo[b]fluoranthene	190	U	190	31

FORM I
GC/MS SEMI VOA ORGANICS ANALYSIS DATA SHEET

Lab Name: Eurofins Buffalo | Job No.: 480-197903-1

SDG No.:

Client Sample ID: B 42 | Lab Sample ID: 480-197903-1

Matrix: Solid | Lab File ID: X214826733.D

Analysis Method: 8270D | Date Collected: 05/11/2022 13:00

Extract. Method: 3550C | Date Extracted: 05/13/2022 15:34

Sample wt/vol: 30.38(g) | Date Analyzed: 05/17/2022 16:09

Con. Extract Vol.: 1(mL) | Dilution Factor: 1

Injection Volume: 1(uL) | GC Column: RXI-5Sil MS ID: 0.25(mm)

% Moisture: 12.8 % Solids: 87.2 | GPC Cleanup:(Y/N) N

Cleanup Factor: | Level: (low/med) Low

Analysis Batch No.: 626352 | Units: ug/Kg

CAS NO.	COMPOUND NAME	RESULT	Q	RL	MDL	
191-24-2	Benzo[g,h,i]perylene	190	U	190	20	
207-08-9	Benzo[k]fluoranthene	190	U	190	25	
92-52-4	Biphenyl	190	U	190	28	
108-60-1	bis (2-chloroisopropyl) ether	190	U	190	38	
111-91-1	Bis(2-chloroethoxy)methane	190	U	190	41	
111-44-4	Bis(2-chloroethyl)ether	190	U	190	25	
117-81-7	Bis(2-ethylhexyl) phthalate	190	U	190	66	
85-68-7	Butyl benzyl phthalate	190	U	190	32	
105-60-2	Caprolactam	190	U	190	58	
86-74-8	Carbazole	190	U	190	23	
218-01-9	Chrysene	190	U	190	43	
53-70-3	Dibenz(a,h)anthracene	190	U	190	34	
132-64-9	Dibenzofuran	190	U	190	23	
84-66-2	Diethyl phthalate	190	U	190	25	
131-11-3	Dimethyl phthalate	190	U	190	23	
84-74-2	Di-n-butyl phthalate	37	J	190	33	
117-84-0	Di-n-octyl phthalate	190	U	190	23	
206-44-0	Fluoranthene	190	U	190	20	
86-73-7	Fluorene	190	U	190	23	
118-74-1	Hexachlorobenzene	190	U	190	26	
87-68-3	Hexachlorobutadiene	190	U	190	28	
77-47-4	Hexachlorocyclopentadiene	190	U	190	26	UJ
67-72-1	Hexachloroethane	190	U	190	25	
193-39-5	Indeno[1,2,3-cd]pyrene	190	U	190	24	
78-59-1	Isophorone	190	U	190	41	
91-20-3	Naphthalene	190	U	190	25	
98-95-3	Nitrobenzene	190	U	190	22	
621-64-7	N-Nitrosodi-n-propylamine	190	U	190	33	
86-30-6	N-Nitrosodiphenylamine	190	U	190	160	
87-86-5	Pentachlorophenol	370	U	370	190	
85-01-8	Phenanthrene	190	U	190	28	
108-95-2	Phenol	190	U	190	29	

MKP 6/6/2022

FORM I
GC/MS SEMI VOA ORGANICS ANALYSIS DATA SHEET

Lab Name: Eurofins Buffalo
Job No.: 480-197903-1
SDG No.:
Client Sample ID: B 42
Lab Sample ID: 480-197903-1
Matrix: Solid
Lab File ID: X214826733.D
Analysis Method: 8270D
Date Collected: 05/11/2022 13:00
Extract. Method: 3550C
Date Extracted: 05/13/2022 15:34
Sample wt/vol: 30.38(g)
Date Analyzed: 05/17/2022 16:09
Con. Extract Vol.: 1(mL)
Dilution Factor: 1
Injection Volume: 1(uL)
GC Column: RXI-5Sil MS ID: 0.25(mm)
% Moisture: 12.8 % Solids: 87.2
GPC Cleanup:(Y/N) N
Cleanup Factor:
Level: (low/med) Low
Analysis Batch No.: 626352
Units: ug/Kg

CAS NO.	COMPOUND NAME	RESULT	Q	RL	MDL
129-00-0	Pyrene	190	U	190	23

CAS NO.	SURROGATE	%REC	Q	LIMITS
118-79-6	2,4,6-Tribromophenol (Surr)	91		54-120
321-60-8	2-Fluorobiphenyl (Surr)	89		60-120
367-12-4	2-Fluorophenol (Surr)	77		52-120
4165-60-0	Nitrobenzene-d5 (Surr)	80		53-120
4165-62-2	Phenol-d5 (Surr)	80		54-120
1718-51-0	p-Terphenyl-d14 (Surr)	104		79-130

FORM I
GC/MS SEMI VOA ORGANICS ANALYSIS DATA SHEET

Lab Name: Eurofins Buffalo | Job No.: 480-197903-1

SDG No.:

Client Sample ID: B 46 | Lab Sample ID: 480-197903-2

Matrix: Solid | Lab File ID: X214826734.D

Analysis Method: 8270D | Date Collected: 05/11/2022 13:00

Extract. Method: 3550C | Date Extracted: 05/13/2022 15:34

Sample wt/vol: 30.69(g) | Date Analyzed: 05/17/2022 16:33

Con. Extract Vol.: 1(mL) | Dilution Factor: 1

Injection Volume: 1(uL) | GC Column: RXI-5Sil MS ID: 0.25(mm)

% Moisture: 13.6 % Solids: 86.4 | GPC Cleanup:(Y/N) N

Cleanup Factor: | Level: (low/med) Low

Analysis Batch No.: 626352 | Units: ug/Kg

CAS NO.	COMPOUND NAME	RESULT	Q	RL	MDL
95-95-4	2,4,5-Trichlorophenol	190	U	190	52
88-06-2	2,4,6-Trichlorophenol	190	U	190	38
120-83-2	2,4-Dichlorophenol	190	U	190	20
105-67-9	2,4-Dimethylphenol	190	U	190	46
51-28-5	2,4-Dinitrophenol	1900	U	1900	890
121-14-2	2,4-Dinitrotoluene	190	U	190	40
606-20-2	2,6-Dinitrotoluene	190	U	190	23
91-58-7	2-Chloronaphthalene	190	U	190	32
95-57-8	2-Chlorophenol	370	U	370	35
91-57-6	2-Methylnaphthalene	190	U	190	38
95-48-7	2-Methylphenol	190	U	190	23
88-74-4	2-Nitroaniline	370	U	370	28
88-75-5	2-Nitrophenol	190	U	190	54
91-94-1	3,3'-Dichlorobenzidine	370	U	370	230
99-09-2	3-Nitroaniline	370	U	370	53
534-52-1	4,6-Dinitro-2-methylphenol	370	U	370	190
101-55-3	4-Bromophenyl phenyl ether	190	U	190	27
59-50-7	4-Chloro-3-methylphenol	190	U	190	48
106-47-8	4-Chloroaniline	190	U	190	48
7005-72-3	4-Chlorophenyl phenyl ether	190	U	190	24
106-44-5	4-Methylphenol	370	U	370	23
100-01-6	4-Nitroaniline	370	U	370	100
100-02-7	4-Nitrophenol	370	U	370	130
83-32-9	Acenaphthene	190	U	190	28
208-96-8	Acenaphthylene	190	U	190	25
98-86-2	Acetophenone	190	U	190	26
120-12-7	Anthracene	190	U	190	48
1912-24-9	Atrazine	190	U	190	67
100-52-7	Benzaldehyde	190	U	190	150
56-55-3	Benzo[a]anthracene	190	U	190	19
50-32-8	Benzo[a]pyrene	190	U	190	28
205-99-2	Benzo[b]fluoranthene	190	U	190	31

FORM I
GC/MS SEMI VOA ORGANICS ANALYSIS DATA SHEET

Lab Name: Eurofins Buffalo | Job No.: 480-197903-1

SDG No.:

Client Sample ID: B 46 | Lab Sample ID: 480-197903-2

Matrix: Solid | Lab File ID: X214826734.D

Analysis Method: 8270D | Date Collected: 05/11/2022 13:00

Extract. Method: 3550C | Date Extracted: 05/13/2022 15:34

Sample wt/vol: 30.69(g) | Date Analyzed: 05/17/2022 16:33

Con. Extract Vol.: 1(mL) | Dilution Factor: 1

Injection Volume: 1(uL) | GC Column: RXI-5Sil MS ID: 0.25(mm)

% Moisture: 13.6 % Solids: 86.4 | GPC Cleanup:(Y/N) N

Cleanup Factor: | Level: (low/med) Low

Analysis Batch No.: 626352 | Units: ug/Kg

CAS NO.	COMPOUND NAME	RESULT	Q	RL	MDL	
191-24-2	Benzo[g,h,i]perylene	190	U	190	20	
207-08-9	Benzo[k]fluoranthene	190	U	190	25	
92-52-4	Biphenyl	190	U	190	28	
108-60-1	bis (2-chloroisopropyl) ether	190	U	190	38	
111-91-1	Bis(2-chloroethoxy)methane	190	U	190	41	
111-44-4	Bis(2-chloroethyl)ether	190	U	190	25	
117-81-7	Bis(2-ethylhexyl) phthalate	190	U	190	66	
85-68-7	Butyl benzyl phthalate	190	U	190	32	
105-60-2	Caprolactam	190	U	190	58	
86-74-8	Carbazole	190	U	190	23	
218-01-9	Chrysene	190	U	190	43	
53-70-3	Dibenz(a,h)anthracene	190	U	190	34	
132-64-9	Dibenzofuran	190	U	190	23	
84-66-2	Diethyl phthalate	190	U	190	25	
131-11-3	Dimethyl phthalate	190	U	190	23	
84-74-2	Di-n-butyl phthalate	40	J	190	33	
117-84-0	Di-n-octyl phthalate	190	U	190	23	
206-44-0	Fluoranthene	190	U	190	20	
86-73-7	Fluorene	190	U	190	23	
118-74-1	Hexachlorobenzene	190	U	190	26	
87-68-3	Hexachlorobutadiene	190	U	190	28	
77-47-4	Hexachlorocyclopentadiene	190	U	190	26	UJ
67-72-1	Hexachloroethane	190	U	190	25	
193-39-5	Indeno[1,2,3-cd]pyrene	190	U	190	24	
78-59-1	Isophorone	190	U	190	41	
91-20-3	Naphthalene	190	U	190	25	
98-95-3	Nitrobenzene	190	U	190	22	
621-64-7	N-Nitrosodi-n-propylamine	190	U	190	33	
86-30-6	N-Nitrosodiphenylamine	190	U	190	160	
87-86-5	Pentachlorophenol	370	U	370	190	
85-01-8	Phenanthrene	190	U	190	28	
108-95-2	Phenol	190	U	190	29	

MKP 6/6/2022

FORM I
GC/MS SEMI VOA ORGANICS ANALYSIS DATA SHEET

Lab Name: Eurofins Buffalo
Job No.: 480-197903-1
SDG No.:
Client Sample ID: B 46
Lab Sample ID: 480-197903-2
Matrix: Solid
Lab File ID: X214826734.D
Analysis Method: 8270D
Date Collected: 05/11/2022 13:00
Extract. Method: 3550C
Date Extracted: 05/13/2022 15:34
Sample wt/vol: 30.69(g)
Date Analyzed: 05/17/2022 16:33
Con. Extract Vol.: 1(mL)
Dilution Factor: 1
Injection Volume: 1(uL)
GC Column: RXI-5Sil MS ID: 0.25(mm)
% Moisture: 13.6 % Solids: 86.4
GPC Cleanup:(Y/N) N
Cleanup Factor:
Level: (low/med) Low
Analysis Batch No.: 626352
Units: ug/Kg

CAS NO.	COMPOUND NAME	RESULT	Q	RL	MDL
129-00-0	Pyrene	190	U	190	23

CAS NO.	SURROGATE	%REC	Q	LIMITS
118-79-6	2,4,6-Tribromophenol (Surr)	89		54-120
321-60-8	2-Fluorobiphenyl (Surr)	88		60-120
367-12-4	2-Fluorophenol (Surr)	74		52-120
4165-60-0	Nitrobenzene-d5 (Surr)	82		53-120
4165-62-2	Phenol-d5 (Surr)	76		54-120
1718-51-0	p-Terphenyl-d14 (Surr)	107		79-130

Method 8081B

Organochlorine Pesticides (GC) by Method 8081B

No data validation qualifiers were added

MKP 6/6/2022

FORM I
PESTICIDES ORGANICS ANALYSIS DATA SHEET

Lab Name: Eurofins Buffalo
Job No.: 480-197903-1
SDG No.:
Client Sample ID: B 42
Lab Sample ID: 480-197903-1
Matrix: Solid
Lab File ID: 25_58-280.D
Analysis Method: 8081B
Date Collected: 05/11/2022 13:00
Extraction Method: 3550C
Date Extracted: 05/16/2022 15:30
Sample wt/vol: 30.32(g)
Date Analyzed: 05/17/2022 17:52
Con. Extract Vol.: 10(mL)
Dilution Factor: 1
Injection Volume: 1(uL)
GC Column: RTX-CLPI ID: 0.53(mm)
% Moisture: 12.8 % Solids: 87.2
GPC Cleanup:(Y/N) N
Cleanup Factor:
Analysis Batch No.: 626395
Units: ug/Kg

CAS NO.	COMPOUND NAME	RESULT	Q	RL	MDL
72-54-8	4,4'-DDD	1.9	U	1.9	0.37
72-55-9	4,4'-DDE	1.9	U	1.9	0.40
50-29-3	4,4'-DDT	1.9	U	1.9	0.44
309-00-2	Aldrin	1.9	U	1.9	0.46
319-84-6	alpha-BHC	1.9	U	1.9	0.34
319-85-7	beta-BHC	1.9	U	1.9	0.34
5103-71-9	cis-Chlordane	1.9	U	1.9	0.94
319-86-8	delta-BHC	1.9	U	1.9	0.35
60-57-1	Dieldrin	1.9	U	1.9	0.45
959-98-8	Endosulfan I	1.9	U	1.9	0.36
33213-65-9	Endosulfan II	1.9	U	1.9	0.34
1031-07-8	Endosulfan sulfate	1.9	U	1.9	0.35
72-20-8	Endrin	1.9	U	1.9	0.37
7421-93-4	Endrin aldehyde	1.9	U	1.9	0.48
53494-70-5	Endrin ketone	1.9	U	1.9	0.46
58-89-9	gamma-BHC (Lindane)	1.9	U	1.9	0.35
76-44-8	Heptachlor	1.9	U	1.9	0.41
1024-57-3	Heptachlor epoxide	1.9	U	1.9	0.49
72-43-5	Methoxychlor	1.9	U	1.9	0.39
8001-35-2	Toxaphene	19	U	19	11
5103-74-2	trans-Chlordane	1.9	U	1.9	0.60

CAS NO.	SURROGATE	%REC	Q	LIMITS
2051-24-3	DCB Decachlorobiphenyl	76		45-120
877-09-8	Tetrachloro-m-xylene	90		30-124

FORM I
PESTICIDES ORGANICS ANALYSIS DATA SHEET

Lab Name: Eurofins Buffalo
Job No.: 480-197903-1
SDG No.:
Client Sample ID: B 46
Lab Sample ID: 480-197903-2
Matrix: Solid
Lab File ID: 25_58-281.D
Analysis Method: 8081B
Date Collected: 05/11/2022 13:00
Extraction Method: 3550C
Date Extracted: 05/16/2022 15:30
Sample wt/vol: 30.67(g)
Date Analyzed: 05/17/2022 18:12
Con. Extract Vol.: 10(mL)
Dilution Factor: 1
Injection Volume: 1(uL)
GC Column: RTX-CLPI ID: 0.53(mm)
% Moisture: 13.6 % Solids: 86.4
GPC Cleanup:(Y/N) N
Cleanup Factor:
Analysis Batch No.: 626395
Units: ug/Kg

CAS NO.	COMPOUND NAME	RESULT	Q	RL	MDL
72-54-8	4,4'-DDD	1.9	U	1.9	0.37
72-55-9	4,4'-DDE	1.9	U	1.9	0.40
50-29-3	4,4'-DDT	1.9	U	1.9	0.44
309-00-2	Aldrin	1.9	U	1.9	0.46
319-84-6	alpha-BHC	1.9	U	1.9	0.34
319-85-7	beta-BHC	1.9	U	1.9	0.34
5103-71-9	cis-Chlordane	1.9	U	1.9	0.94
319-86-8	delta-BHC	1.9	U	1.9	0.35
60-57-1	Dieldrin	1.9	U	1.9	0.45
959-98-8	Endosulfan I	1.9	U	1.9	0.36
33213-65-9	Endosulfan II	1.9	U	1.9	0.34
1031-07-8	Endosulfan sulfate	1.9	U	1.9	0.35
72-20-8	Endrin	1.9	U	1.9	0.37
7421-93-4	Endrin aldehyde	1.9	U	1.9	0.48
53494-70-5	Endrin ketone	1.9	U	1.9	0.46
58-89-9	gamma-BHC (Lindane)	1.9	U	1.9	0.35
76-44-8	Heptachlor	1.9	U	1.9	0.41
1024-57-3	Heptachlor epoxide	1.9	U	1.9	0.49
72-43-5	Methoxychlor	1.9	U	1.9	0.39
8001-35-2	Toxaphene	19	U	19	11
5103-74-2	trans-Chlordane	1.9	U	1.9	0.60

CAS NO.	SURROGATE	%REC	Q	LIMITS
2051-24-3	DCB Decachlorobiphenyl	72		45-120
877-09-8	Tetrachloro-m-xylene	90		30-124

Method 8082A

Polychlorinated Biphenyls (PCBs) (GC) by Method 8082A

No data validation qualifiers were added

MKP 6/6/2022

FORM I
PCBS ORGANICS ANALYSIS DATA SHEET

Lab Name: Eurofins Buffalo
Job No.: 480-197903-1
SDG No.:
Client Sample ID: B 42
Lab Sample ID: 480-197903-1
Matrix: Solid
Lab File ID: 6_109-280.D
Analysis Method: 8082A
Date Collected: 05/11/2022 13:00
Extraction Method: 3550C
Date Extracted: 05/13/2022 17:12
Sample wt/vol: 2.50(g)
Date Analyzed: 05/16/2022 15:15
Con. Extract Vol.: 10(mL)
Dilution Factor: 1
Injection Volume: 1(uL)
GC Column: ZB-35 ID: 0.53(mm)
% Moisture: 12.8 % Solids: 87.2
GPC Cleanup:(Y/N) N
Cleanup Factor:
Analysis Batch No.: 626261
Units: mg/Kg

CAS NO.	COMPOUND NAME	RESULT	Q	RL	MDL
12674-11-2	PCB-1016	0.23	U	0.23	0.045
11104-28-2	PCB-1221	0.23	U	0.23	0.045
11141-16-5	PCB-1232	0.23	U	0.23	0.045
53469-21-9	PCB-1242	0.23	U	0.23	0.045
12672-29-6	PCB-1248	0.23	U	0.23	0.045
11097-69-1	PCB-1254	0.23	U	0.23	0.11
11096-82-5	PCB-1260	0.23	U	0.23	0.11

CAS NO.	SURROGATE	%REC	Q	LIMITS
2051-24-3	DCB Decachlorobiphenyl	121		65-174
877-09-8	Tetrachloro-m-xylene	112		60-154

FORM I
PCBS ORGANICS ANALYSIS DATA SHEET

Lab Name: Eurofins Buffalo
Job No.: 480-197903-1
SDG No.:
Client Sample ID: B 46
Lab Sample ID: 480-197903-2
Matrix: Solid
Lab File ID: 6_109-281.D
Analysis Method: 8082A
Date Collected: 05/11/2022 13:00
Extraction Method: 3550C
Date Extracted: 05/13/2022 17:12
Sample wt/vol: 2.73(g)
Date Analyzed: 05/16/2022 15:29
Con. Extract Vol.: 10(mL)
Dilution Factor: 1
Injection Volume: 1(uL)
GC Column: ZB-35 ID: 0.53(mm)
% Moisture: 13.6 % Solids: 86.4
GPC Cleanup:(Y/N) N
Cleanup Factor:
Analysis Batch No.: 626261
Units: mg/Kg

CAS NO.	COMPOUND NAME	RESULT	Q	RL	MDL
12674-11-2	PCB-1016	0.21	U	0.21	0.041
11104-28-2	PCB-1221	0.21	U	0.21	0.041
11141-16-5	PCB-1232	0.21	U	0.21	0.041
53469-21-9	PCB-1242	0.21	U	0.21	0.041
12672-29-6	PCB-1248	0.21	U	0.21	0.041
11097-69-1	PCB-1254	0.21	U	0.21	0.099
11096-82-5	PCB-1260	0.21	U	0.21	0.099

CAS NO.	SURROGATE	%REC	Q	LIMITS
2051-24-3	DCB Decachlorobiphenyl	102		65-174
877-09-8	Tetrachloro-m-xylene	103		60-154

METALS

COVER PAGE
METALS

Lab Name: Eurofins Buffalo Job Number: 480-197903-1

SDG No.:

Project: Pilgrim Village Family

Client Sample ID	Lab Sample ID
B 42	480-197903-1
B 46	480-197903-2

Comments:

1A-IN
INORGANIC ANALYSIS DATA SHEET
METALS

Client Sample ID: B 42

Lab Sample ID: 480-197903-1

Lab Name: Eurofins Buffalo

Job No.: 480-197903-1

SDG ID.:

Matrix: Solid

Date Sampled: 05/11/2022 13:00

Reporting Basis: DRY

Date Received: 05/12/2022 12:37

% Solids: 87.2

CAS No.	Analyte	Result	RL	MDL	Units	C	Q	DIL	Method
7429-90-5	Aluminum	6160	10.9	4.8	mg/Kg			1	6010C
7440-36-0	Antimony	16.4	16.4	0.44	mg/Kg	U		1	6010C
7440-38-2	Arsenic	1.7	2.2	0.44	mg/Kg	J		1	6010C
7440-39-3	Barium	21.0	0.55	0.12	mg/Kg			1	6010C
7440-41-7	Beryllium	0.27	0.22	0.031	mg/Kg			1	6010C
7440-43-9	Cadmium	0.15	0.22	0.033	mg/Kg	J		1	6010C
7440-70-2	Calcium	65100	54.7	3.6	mg/Kg		B	1	6010C
7440-47-3	Chromium	7.7	0.55	0.22	mg/Kg			1	6010C
7440-48-4	Cobalt	3.2	0.55	0.055	mg/Kg			1	6010C
7440-50-8	Copper	7.6	1.1	0.23	mg/Kg			1	6010C
7439-89-6	Iron	8360	10.9	3.8	mg/Kg			1	6010C
7439-92-1	Lead	9.5	1.1	0.26	mg/Kg			1	6010C
7439-95-4	Magnesium	32700	21.9	1.0	mg/Kg		B	1	6010C
7439-96-5	Manganese	288	0.22	0.035	mg/Kg		B	1	6010C
7440-02-0	Nickel	6.5	5.5	0.25	mg/Kg			1	6010C
7440-09-7	Potassium	2100	32.8	21.9	mg/Kg			1	6010C
7782-49-2	Selenium	4.4	4.4	0.44	mg/Kg	U		1	6010C
7440-22-4	Silver	0.66	0.66	0.22	mg/Kg	U		1	6010C
7440-23-5	Sodium	243	153	14.2	mg/Kg			1	6010C
7440-28-0	Thallium	6.6	6.6	0.33	mg/Kg	U		1	6010C
7440-62-2	Vanadium	14.0	0.55	0.12	mg/Kg			1	6010C
7440-66-6	Zinc	56.4	2.2	0.70	mg/Kg		^1+	1	6010C
7439-97-6	Mercury	0.0078	0.023	0.0054	mg/Kg	J		1	7471B

J+

MKP 6/6/2022

1A-IN
INORGANIC ANALYSIS DATA SHEET
METALS

Client Sample ID: B 46
Lab Sample ID: 480-197903-2
Lab Name: Eurofins Buffalo
Job No.: 480-197903-1
SDG ID.:
Matrix: Solid
Date Sampled: 05/11/2022 13:00
Reporting Basis: DRY
Date Received: 05/12/2022 12:37
% Solids: 86.4

CAS No.	Analyte	Result	RL	MDL	Units	C	Q	DIL	Method	
7429-90-5	Aluminum	6260	11.8	5.2	mg/Kg			1	6010C	
7440-36-0	Antimony	17.7	17.7	0.47	mg/Kg	U		1	6010C	
7440-38-2	Arsenic	1.3	2.4	0.47	mg/Kg	J		1	6010C	
7440-39-3	Barium	21.2	0.59	0.13	mg/Kg			1	6010C	
7440-41-7	Beryllium	0.26	0.24	0.033	mg/Kg			1	6010C	
7440-43-9	Cadmium	0.15	0.24	0.035	mg/Kg	J		1	6010C	
7440-70-2	Calcium	71100	59.1	3.9	mg/Kg		B	1	6010C	
7440-47-3	Chromium	7.5	0.59	0.24	mg/Kg			1	6010C	
7440-48-4	Cobalt	2.9	0.59	0.059	mg/Kg			1	6010C	
7440-50-8	Copper	8.2	1.2	0.25	mg/Kg			1	6010C	
7439-89-6	Iron	8300	11.8	4.1	mg/Kg			1	6010C	
7439-92-1	Lead	9.7	1.2	0.28	mg/Kg			1	6010C	
7439-95-4	Magnesium	35500	23.6	1.1	mg/Kg		B	1	6010C	
7439-96-5	Manganese	288	0.24	0.038	mg/Kg		B	1	6010C	
7440-02-0	Nickel	6.3	5.9	0.27	mg/Kg			1	6010C	
7440-09-7	Potassium	2180	35.5	23.6	mg/Kg			1	6010C	
7782-49-2	Selenium	4.7	4.7	0.47	mg/Kg	U		1	6010C	
7440-22-4	Silver	0.71	0.71	0.24	mg/Kg	U		1	6010C	
7440-23-5	Sodium	260	165	15.4	mg/Kg			1	6010C	
7440-28-0	Thallium	7.1	7.1	0.35	mg/Kg	U		1	6010C	
7440-62-2	Vanadium	14.3	0.59	0.13	mg/Kg			1	6010C	
7440-66-6	Zinc	58.5	2.4	0.76	mg/Kg		^1+	1	6010C	J+
7439-97-6	Mercury	0.0068	0.023	0.0054	mg/Kg	J		1	7471B	

MKP 6/6/2022

GENERAL CHEMISTRY

No data validation qualifiers were added

MKP 6/6/2022

COVER PAGE
GENERAL CHEMISTRY

Lab Name: Eurofins Buffalo Job Number: 480-197903-1

SDG No.:

Project: Pilgrim Village Family

Client Sample ID	Lab Sample ID
B 42	480-197903-1
B 46	480-197903-2

Comments:

General Chemistry Raw Data Report

Job ID: 480-197903-1

Batch: 626048 **Analyst Initials: JMM**

Method: Moisture **Instrument: No Equipment Used for this Test**

Lab Sample ID: 480-197903-A-1 **Analysis Date: May 13, 2022 16:07**

Analyte	Detector	Dilution	Raw Result	Unit
Percent Moisture	None	1	12.7572016460905	%
Percent Solids	None	1	87.2427983539095	%

Lab Sample ID: 480-197903-A-2 **Analysis Date: May 13, 2022 16:07**

Analyte	Detector	Dilution	Raw Result	Unit
Percent Moisture	None	1	13.6312849162011	%
Percent Solids	None	1	86.3687150837989	%

Appendix B

Laboratory QC Documentation

FORM III
GC/MS VOA MATRIX SPIKE RECOVERY

Lab Name: Eurofins Buffalo Job No.: 480-197903-1

SDG No.:

Matrix: Solid Level: Low Lab File ID: M03683.D

Lab ID: 480-197903-2 MS Client ID: B 46 MS

COMPOUND	SPIKE ADDED (ug/Kg)	SAMPLE CONCENTRATION (ug/Kg)	MS CONCENTRATION (ug/Kg)	MS % REC	QC LIMITS REC	#
1,1,1-Trichloroethane	57.5	5.8 U	57.5	100	77-121	vs
1,1,2,2-Tetrachloroethane	57.5	5.8 U	47.8	83	80-120	vs
1,1,2-Trichloro-1,2,2-trifluoroethane	57.5	5.8 U	57.6	100	60-140	vs
1,1,2-Trichloroethane	57.5	5.8 U	52.4	91	78-122	vs
1,1-Dichloroethane	57.5	5.8 U	59.0	102	73-126	vs
1,1-Dichloroethene	57.5	5.8 U	57.6	100	59-125	vs
1,2,4-Trichlorobenzene	57.5	5.8 U	56.2	98	64-120	vs
1,2-Dibromo-3-Chloropropane	57.5	5.8 U	40.4	70	63-124	vs
1,2-Dibromoethane	57.5	5.8 U	49.8	87	78-120	vs
1,2-Dichlorobenzene	57.5	5.8 U	57.5	100	75-120	vs
1,2-Dichloroethane	57.5	5.8 U	54.7	95	77-122	vs
1,2-Dichloropropane	57.5	5.8 U	56.8	99	75-124	vs
1,3-Dichlorobenzene	57.5	5.8 U	59.7	104	74-120	vs
1,4-Dichlorobenzene	57.5	5.8 U	58.4	101	73-120	vs
2-Butanone (MEK)	288	29 U	186	65	70-134	F1 vs
2-Hexanone	288	29 U	208	72	59-130	vs
4-Methyl-2-pentanone (MIBK)	288	29 U	219	76	65-133	vs
Acetone	288	6.4 J	196	66	61-137	vs
Benzene	57.5	5.8 U	57.7	100	79-127	vs
Bromodichloromethane	57.5	5.8 U	59.6	104	80-122	vs
Bromoform	57.5	5.8 U	50.5	88	68-126	vs
Bromomethane	57.5	5.8 U	66.8	116	37-149	vs
Carbon disulfide	57.5	5.8 U	58.1	101	64-131	vs
Carbon tetrachloride	57.5	5.8 U	54.9	95	75-135	vs
Chlorobenzene	57.5	5.8 U	60.0	104	76-124	vs
Chloroethane	57.5	5.8 U	63.3	110	69-135	vs
Chloroform	57.5	5.8 U	58.7	102	80-120	vs
Chloromethane	57.5	5.8 U	58.2	101	63-127	vs
cis-1,2-Dichloroethene	57.5	5.8 U	57.9	101	80-120	vs
cis-1,3-Dichloropropene	57.5	5.8 U	53.2	92	80-120	vs
Cyclohexane	57.5	5.8 U	54.9	95	65-120	vs
Dibromochloromethane	57.5	5.8 U	57.8	100	76-125	vs
Dichlorodifluoromethane	57.5	5.8 U	56.9	99	57-142	vs
Ethylbenzene	57.5	5.8 U	61.1	106	80-120	vs
Isopropylbenzene	57.5	5.8 U	62.7	109	72-120	vs
Methyl acetate	115	29 U	76.5	66	55-136	vs
Methyl tert-butyl ether	57.5	5.8 U	48.2	84	63-125	vs
Methylcyclohexane	57.5	5.8 U	53.1	92	60-140	vs
Methylene Chloride	57.5	5.8 U	62.5	109	61-127	vs
Styrene	57.5	5.8 U	58.7	102	80-120	vs
Tetrachloroethene	57.5	5.8 U	60.4	105	74-122	vs

Column to be used to flag recovery and RPD values

FORM III 8260C

FORM III
GC/MS VOA MATRIX SPIKE DUPLICATE RECOVERY

Lab Name: Eurofins Buffalo Job No.: 480-197903-1

SDG No.:

Matrix: Solid Level: Low Lab File ID: M03684.D

Lab ID: 480-197903-2 MSD Client ID: B 46 MSD

COMPOUND	SPIKE ADDED (ug/Kg)	MSD CONCENTRATION (ug/Kg)	MSD % REC	% RPD	QC LIMITS RPD	QC LIMITS REC	#
1,1,1-Trichloroethane	56.3	55.8	99	3	30	77-121	vs
1,1,2,2-Tetrachloroethane	56.3	47.8	85	0	30	80-120	vs
1,1,2-Trichloro-1,2,2-trifluoroethane	56.3	57.1	101	1	30	60-140	vs
1,1,2-Trichloroethane	56.3	52.6	93	0	30	78-122	vs
1,1-Dichloroethane	56.3	55.7	99	6	30	73-126	vs
1,1-Dichloroethene	56.3	55.7	99	3	30	59-125	vs
1,2,4-Trichlorobenzene	56.3	53.1	94	6	30	64-120	vs
1,2-Dibromo-3-Chloropropane	56.3	40.7	72	1	30	63-124	vs
1,2-Dibromoethane	56.3	49.2	87	1	30	78-120	vs
1,2-Dichlorobenzene	56.3	55.0	98	4	30	75-120	vs
1,2-Dichloroethane	56.3	51.9	92	5	30	77-122	vs
1,2-Dichloropropane	56.3	54.8	97	4	30	75-124	vs
1,3-Dichlorobenzene	56.3	57.2	102	4	30	74-120	vs
1,4-Dichlorobenzene	56.3	56.5	100	3	30	73-120	vs
2-Butanone (MEK)	282	185	66	1	30	70-134	F1 vs
2-Hexanone	282	210	74	1	30	59-130	vs
4-Methyl-2-pentanone (MIBK)	282	213	76	3	30	65-133	vs
Acetone	282	188	65	4	30	61-137	vs
Benzene	56.3	55.5	98	4	30	79-127	vs
Bromodichloromethane	56.3	58.9	105	1	30	80-122	vs
Bromoform	56.3	50.4	89	0	30	68-126	vs
Bromomethane	56.3	63.8	113	4	30	37-149	vs
Carbon disulfide	56.3	55.2	98	5	30	64-131	vs
Carbon tetrachloride	56.3	53.9	96	2	30	75-135	vs
Chlorobenzene	56.3	57.3	102	5	30	76-124	vs
Chloroethane	56.3	62.4	111	1	30	69-135	vs
Chloroform	56.3	55.2	98	6	30	80-120	vs
Chloromethane	56.3	55.5	99	5	30	63-127	vs
cis-1,2-Dichloroethene	56.3	54.1	96	7	30	80-120	vs
cis-1,3-Dichloropropene	56.3	52.8	94	1	30	80-120	vs
Cyclohexane	56.3	53.2	94	3	30	65-120	vs
Dibromochloromethane	56.3	56.4	100	2	30	76-125	vs
Dichlorodifluoromethane	56.3	58.3	104	2	30	57-142	vs
Ethylbenzene	56.3	58.3	103	5	30	80-120	vs
Isopropylbenzene	56.3	60.4	107	4	30	72-120	vs
Methyl acetate	113	72.9	65	5	30	55-136	vs
Methyl tert-butyl ether	56.3	46.0	82	5	30	63-125	vs
Methylcyclohexane	56.3	52.2	93	2	30	60-140	vs
Methylene Chloride	56.3	59.1	105	6	30	61-127	vs
Styrene	56.3	55.8	99	5	30	80-120	vs
Tetrachloroethene	56.3	58.1	103	4	30	74-122	vs

Column to be used to flag recovery and RPD values

FORM III 8260C

FORM VII
GC/MS SEMI VOA CONTINUING CALIBRATION DATA

Lab Name: Eurofins Buffalo Job No.: 480-197903-1

SDG No.:

Lab Sample ID: CCVIS 480-626352/3 Calibration Date: 05/17/2022 12:04

Instrument ID: HP5973X Calib Start Date: 04/20/2022 10:00

GC Column: RXI-5Sil MS ID: 0.25(mm) Calib End Date: 04/20/2022 12:50

Lab File ID: X214826723.D Conc. Units: ug/L

ANALYTE	CURVE TYPE	AVE RRF	RRF	MIN RRF	CALC AMOUNT	SPIKE AMOUNT	%D	MAX %D
1,4-Dioxane	Lin2		0.6487	0.0100	50000	50000	0.0	20.0
N-Nitrosodimethylamine	Ave	0.9898	0.9664	0.0100	48800	50000	-2.4	50.0
Pyridine	Lin2		1.153	0.0100	104000	100000	4.0	50.0
Benzaldehyde	Ave	1.053	1.038	0.0100	49300	50000	-1.4	50.0
Aniline	Ave	2.140	2.156	0.0100	50400	50000	0.7	20.0
Phenol	Ave	1.865	1.956	0.8000	52400	50000	4.9	20.0
Bis(2-chloroethyl)ether	Ave	1.401	1.450	0.7000	51700	50000	3.5	20.0
2-Chlorophenol	Ave	1.395	1.483	0.8000	53200	50000	6.3	20.0
n-Decane	Ave	2.047	1.999	0.0100	48800	50000	-2.3	20.0
1,3-Dichlorobenzene	Ave	1.539	1.616	0.0100	52500	50000	5.0	20.0
1,4-Dichlorobenzene	Ave	1.555	1.612	0.0100	51800	50000	3.6	20.0
Benzyl alcohol	Ave	0.8794	0.9448	0.0100	53700	50000	7.4	20.0
1,2-Dichlorobenzene	Ave	1.459	1.525	0.0100	52300	50000	4.6	20.0
Indene	Ave	0.9014	0.9083	0.0100	151000	150000	0.8	20.0
2-Methylphenol	Ave	1.211	1.280	0.7000	52800	50000	5.7	20.0
bis (2-chloroisopropyl) ether	Lin2		2.242	0.0100	48800	50000	-2.4	20.0
Acetophenone	Ave	1.761	1.825	0.0100	51800	50000	3.7	20.0
N-Nitrosodi-n-propylamine	Ave	0.9238	0.9509	0.5000	51500	50000	2.9	20.0
4-Methylphenol	Ave	1.267	1.312	0.6000	51800	50000	3.5	20.0
Hexachloroethane	Ave	0.5876	0.6112	0.3000	52000	50000	4.0	20.0
Nitrobenzene	Ave	0.3562	0.3809	0.2000	53500	50000	6.9	20.0
Isophorone	Ave	0.6369	0.6794	0.4000	53300	50000	6.7	20.0
2-Nitrophenol	Lin2		0.1953	0.1000	56700	50000	13.4	20.0
2,4-Dimethylphenol	Ave	0.3346	0.3557	0.2000	53100	50000	6.3	20.0
Bis(2-chloroethoxy)methane	Ave	0.4088	0.4295	0.3000	52500	50000	5.1	20.0
2,4-Dichlorophenol	Lin2		0.2919	0.2000	54100	50000	8.2	20.0
Benzoic acid	Lin1		0.1993	0.0100	142000	150000	-5.6	50.0
1,2,4-Trichlorobenzene	Ave	0.2766	0.2914	0.0100	52700	50000	5.3	20.0
Naphthalene	Lin2		1.076	0.7000	53200	50000	6.5	20.0
4-Chloroaniline	Ave	0.4159	0.4504	0.0100	54100	50000	8.3	20.0
2,6-Dichlorophenol	Lin2		0.2881	0.0100	55100	50000	10.1	20.0
Hexachlorobutadiene	Ave	0.1428	0.1505	0.0100	52700	50000	5.4	20.0
Caprolactam	Lin2		0.1096	0.0100	54300	50000	8.6	50.0
4-Chloro-3-methylphenol	Lin2		0.2858	0.2000	54300	50000	8.5	20.0
2-Methylnaphthalene	Lin2		0.6985	0.4000	53500	50000	7.1	20.0
1-Methylnaphthalene	Ave	0.5910	0.6416	0.0100	54300	50000	8.6	20.0
Hexachlorocyclopentadiene	Lin2		0.2389	0.0500	35300	50000	-29.5*	20.0
1,2,4,5-Tetrachlorobenzene	Ave	0.5056	0.5014	0.0100	49600	50000	-0.8	20.0
2,4,6-Trichlorophenol	Lin2		0.3498	0.2000	52600	50000	5.2	20.0
2,4,5-Trichlorophenol	Lin2		0.3720	0.2000	52200	50000	4.5	20.0

2A-IN
CALIBRATION VERIFICATIONS
METALS

Lab Name: Eurofins Buffalo Job No.: 480-197903-1

SDG No.:

ICV Source: MEI_10_CCVL_00444 Concentration Units: mg/L

CCV Source: MEI_10_CCVL_00444

Analyte	ICVL 480-626390/12 05/16/2022 14:59				CCVL 480-626390/24 05/16/2022 20:03				CCVL 480-626390/31 05/16/2022 20:49			
	Found	C	True	%R	Found	C	True	%R	Found	C	True	%R
Aluminum	0.207		0.200	104	0.197	J	0.200	99	0.191	J	0.200	96
Antimony	0.0196	J	0.0200	98	0.0166	J	0.0200	83	0.0185	J	0.0200	93
Arsenic	0.0135	J	0.0150	90	0.0132	J	0.0150	88	0.0143	J	0.0150	95
Barium	0.00211		0.00200	106	0.00198	J	0.00200	99	0.00199	J	0.00200	100
Beryllium	0.00202		0.00200	101	0.00196	J	0.00200	98	0.00199	J	0.00200	100
Cadmium	0.00180	J	0.00200	90	0.00191	J	0.00200	96	0.00176	J	0.00200	88
Calcium	0.541		0.500	108	0.506		0.500	101	0.517		0.500	103
Chromium	0.00398	J	0.00400	100	0.00388	J	0.00400	97	0.00391	J	0.00400	98
Cobalt	0.00392	J	0.00400	98	0.00385	J	0.00400	96	0.00383	J	0.00400	96
Copper	0.00997	J	0.0100	100	0.00940	J	0.0100	94	0.00959	J	0.0100	96
Iron	0.0529		0.0500	106	0.0502		0.0500	100	0.0484	J	0.0500	97
Lead	0.00982	J	0.0100	98	0.0106		0.0100	106	0.00999	J	0.0100	100
Magnesium	0.203		0.200	102	0.198	J	0.200	99	0.201		0.200	101
Manganese	0.00322		0.00300	107	0.00314		0.00300	105	0.00315		0.00300	105
Nickel	0.00986	J	0.0100	99	0.00970	J	0.0100	97	0.00947	J	0.0100	95
Potassium	0.514		0.500	103	0.551		0.500	110	0.541		0.500	108
Selenium	0.0200	J	0.0250	80	0.0206	J	0.0250	82	0.0197	J	0.0250	79
Silver	0.00608		0.00600	101	0.00567	J	0.00600	95	0.00579	J	0.00600	97
Sodium	1.04		1.01	103	1.03		1.01	102	1.01		1.01	100
Thallium	0.0194	J	0.0200	97	0.0199	J	0.0200	99	0.0209		0.0200	104
Vanadium	0.00489	J	0.00500	98	0.00456	J	0.00500	91	0.00497	J	0.00500	99
Zinc	0.0142		0.0100	142	0.0118		0.0100	118	0.0120		0.0100	120

Note! Calculations are performed before rounding to avoid round-off errors in calculated results.
Italicized analytes were not requested for this sequence.

3-IN
METHOD BLANK
METALS

Lab Name: Eurofins Buffalo Job No.: 480-197903-1

SDG No.:

Concentration Units: mg/Kg Lab Sample ID: MB 480-626064/1-A

Instrument Code: ICAP1 Batch No.: 626390

CAS No.	Analyte	Concentration	C	Q	Method
7429-90-5	Aluminum	9.9	U		6010C
7440-36-0	Antimony	14.9	U		6010C
7440-38-2	Arsenic	2.0	U		6010C
7440-39-3	Barium	0.50	U		6010C
7440-41-7	Beryllium	0.20	U		6010C
7440-43-9	Cadmium	0.20	U		6010C
7440-70-2	Calcium	5.99	J		6010C
7440-47-3	Chromium	0.50	U		6010C
7440-48-4	Cobalt	0.50	U		6010C
7440-50-8	Copper	0.99	U		6010C
7439-89-6	Iron	9.9	U		6010C
7439-92-1	Lead	0.99	U		6010C
7439-95-4	Magnesium	1.09	J		6010C
7439-96-5	Manganese	0.0476	J		6010C
7440-02-0	Nickel	5.0	U		6010C
7440-09-7	Potassium	29.8	U		6010C
7782-49-2	Selenium	4.0	U		6010C
7440-22-4	Silver	0.60	U		6010C
7440-23-5	Sodium	139	U		6010C
7440-28-0	Thallium	6.0	U		6010C
7440-62-2	Vanadium	0.50	U		6010C
7440-66-6	Zinc	2.0	U	^1+	6010C

FORM III-IN

7A-IN
LCS-CERTIFIED REFERENCE MATERIAL
METALS

Lab ID: LCSSRM 480-626064/2-A

Lab Name: Eurofins Buffalo Job No.: 480-197903-1

Sample Matrix: Solid LCS Source: MED_SRM_D087_00032

Analyte	Solid(mg/Kg)							
	True	Found	C	%R	Limits		Q	Method
Aluminum	8130	9496		116.8	49.9	150.1		6010C
Antimony	134	89.50		66.8	19.3	250.0		6010C
Arsenic	156	131.6		84.3	69.9	130.1		6010C
Barium	239	201.1		84.1	74.9	124.7		6010C
Beryllium	169	139.0		82.3	75.1	125.4		6010C
Cadmium	137	110.4		80.6	75.2	124.8		6010C
Calcium	4760	4177		87.8	72.7	127.5		6010C
Chromium	154	129.8		84.3	70.1	129.9		6010C
Cobalt	121	114.6		94.7	75.0	124.8		6010C
Copper	54.9	46.11		84.0	74.9	125.0		6010C
Iron	14100	14610		103.6	34.9	164.5		6010C
Lead	130	123.0		94.6	71.8	128.5		6010C
Magnesium	2320	2204		95.0	62.1	137.9		6010C
Manganese	269	231.6		86.1	74.0	126.4		6010C
Nickel	58.7	51.55		87.8	64.2	119.3		6010C
Potassium	2020	2243		111.1	58.9	141.1		6010C
Selenium	167	137.8		82.5	67.7	132.3		6010C
Silver	33.6	27.14		80.8	68.5	131.3		6010C
Sodium	133	158.5		119.2	35.0	165.4		6010C
Thallium	112	110.3		98.5	67.9	131.3		6010C
Vanadium	62.6	60.61		96.8	59.1	141.1		6010C
Zinc	158	134.8		85.3	70.3	129.7	^1+	6010C

Calculations are performed before rounding to avoid round-off errors in calculated results.

FORM VIIA - IN

Appendix C

Validator Qualifications

KENNETH R. APPLIN
Geochemist/Data Validator

Ph.D., Geochemistry and Mineralogy, The Pennsylvania State University

M.S., Geochemistry and Mineralogy, The Pennsylvania State University

B.A., Geological Sciences, SUNY at Geneseo, NY

Dr. Applin has over 35 years of experience working with the geochemistry of natural waters. His prior experience includes working as an Assistant Professor of Geology at the University of Missouri-Columbia and as Chief Hydrogeologist and Geochemist with a leading engineering firm in Rochester, NY. In 1993, he established KR Applin and Associates, a small consulting business that focuses on the geochemistry of natural waters, especially as applied to problems involving the contamination of groundwater and surface water.

Dr. Applin is also an experienced analytical data validator and has provided data validation services since 1994 to a variety of clients performing brownfield cleanup projects, hazardous waste remediation, groundwater monitoring at solid waste facilities, and other projects requiring third-party data validation. Dr. Applin has several years of hands-on experience with the laboratory analysis of natural waters and has successfully completed the USEPA Region II certification courses for performing inorganic and organic analytical data validation.

MICHAEL K. PERRY
Chemist/Data Validator

B.S. Chemistry, Georgia State University, Atlanta, GA

A.A.S., Chemical Technology, Alfred State College, Alfred, NY

Mr. Perry has over 30 years of experience in the analytical laboratory business. During his early career, he spent several years as a laboratory analyst performing the analysis of soil, water, and air samples for inorganic and organic chemical parameters. During his last 20 years in the environmental laboratory business, he managed and directed two major analytical laboratories in Rochester, NY. His management responsibilities included oversight of the daily operations of the lab, staff training and supervision, the selection, purchase, and maintenance of analytical instruments, the introduction of new laboratory methods, analytical quality assurance and quality control, data acquisition and management, and other business-related activities.

Mr. Perry has an extensive working knowledge of the methods and procedures used for sampling and analyzing both inorganic and organic analytes in soil, water, and air. He is an accomplished laboratory chemist and is familiar with the analytical methods and procedures established under the USEPA Contract Laboratory Protocols (CLP), the NYSDEC Analytical Services Protocols (ASP), and the NYSDOH Environmental Laboratory Approval Program (ELAP).

DATA USABILITY SUMMARY REPORT (DUSR)

Pilgrim Village Family
951 Ellicott St.
Buffalo, NY 14209
NYSDEC BCP # C915362

SDG: J198088-1
6 soil samples

Prepared for:

BE3 Corp.
960 Busti Avenue
Suite 150-B
Buffalo, NY 14213
Attention: Dalton Stack

June 2022

EDU *Environmental Data Usability 10028 Deer Park Dr. Dansville, NY 14437 585-991-9156*

Table of Contents

		Page No.
REVIEWER'S NARRATIVE		
1.0	SUMMARY	1
2.0	INTRODUCTION	1
3.0	SAMPLE AND ANALYSIS SUMMARY	2
4.0	GUIDANCE DOCUMENTS AND DATA REVIEW CRITERIA	2
5.0	DATA VALIDATION QUALIFIERS	3
6.0	RESULTS OF THE DATA REVIEW	4
7.0	TOTAL USABLE DATA	4

APPENDIX A Validated Analytical Results
APPENDIX B Laboratory QC Documentation
APPENDIX C Validator Qualifications

Tables

Table 4-1 Data Validation Guidance Documents
Table 4-2 Quality Control Criteria for Validating Laboratory Analytical Data

Summaries of Validated Results
Table 6-1 VOCs
Table 6-2 SVOCs
Table 6-3 Pesticides
Table 6-4 PCBs
Table 6-5 Metals

REVIEWER'S NARRATIVE
BE3 SDG J198088-1: Pilgrim Village Family

The data associated with this Sample Delivery Group (SDG) J198088-1, analyzed by Eurofins Buffalo, Buffalo, NY have been reviewed in accordance with assessment criteria provided by the New York State Department of Environmental Conservation following the review procedures provided in the USEPA Functional Guidelines for evaluating organic and inorganic data.

All analytical results reported by the laboratory are considered valid and acceptable except results that have been qualified as rejected, “R”. Results qualified as estimated “J”, or as non-detects, “U”, are considered usable for the purpose of evaluating water and/or soil quality. However, these qualifiers indicate that the accuracy and/or precision of the analytical result is questionable. A summary of all data that have been qualified and the reasons for qualification are provided in the following data usability summary report (DUSR).

Two facts should be noted by all data users. First, the “R” qualifier means that the associated value is unusable. In other words, due to significant quality control (QC) problems, the analysis is invalid and provides no information as to whether the analyte is present or not. Values qualified with an “R” should not appear on the final data tables because they cannot be relied upon, even as the last resort. Second, no analyte concentration, even if it has passed all QC tests, is guaranteed to be accurate. Strict QC serves to increase confidence in data, but any value potentially contains error.

Reviewer's Signature: Michael K. Perry Date: 6/6/2022

Michael K. Perry
Chemist

1.0 SUMMARY

SITE:	Pilgrim Village Family 951 Ellicott St. Buffalo, NY 14209
SAMPLING DATE:	May 18, 2022
SAMPLE TYPE:	6 soil samples
LABORATORY:	Eurofins Buffalo Buffalo, NY
SDG No.:	J198088-1

2.0 INTRODUCTION

This data usability summary report (DUSR) was prepared in accordance with guidance provided by the New York State Department of Environmental Conservation (NYSDEC). The DUSR is based on a review and evaluation of the laboratory analytical data package. Specifically, the NYSDEC guidance recommends review and evaluation of the following elements of the data package:

- Completeness of the data package as defined under the requirements of the NYSDEC Analytical Services Protocols (ASP) Category B or the United States Environmental Protection Agency (USEPA) Contract Laboratory Program (CLP) deliverables,
- Compliance with established analyte holding times,
- Adherence to quality control (QC) limits and specifications for blanks, instrument tuning and calibration, surrogate recoveries, spike recoveries, laboratory duplicate analyses, and other QC criteria,
- Adherence to established analytical protocols,
- Conformance of data summary sheets with raw analytical data, and
- Use of correct data qualifiers.

Data deficiencies, analytical protocol deviations, and quality control problems identified using the review criteria above and their effect on the analytical results are discussed in this report.

3.0 SAMPLE AND ANALYSIS SUMMARY

The data package consists of analytical results for six soil samples collected on May 18, 2022. These samples were analyzed for Volatile Organic Compounds (VOCs), Semi-volatile Organic Compounds (SVOCs), Pesticides, PCBs, and Metals.

All analyses were performed by Eurofins Buffalo, Buffalo, NY and analyzed as SDG J198088-1. The analytical results were provided in NYSDEC ASP Category B format, which includes all raw analytical data and laboratory QC data.

4.0 GUIDANCE DOCUMENTS AND DATA REVIEW CRITERIA

The guidance documents appropriate for reviewing laboratory quality control (QC) data and assigning data qualifiers (flags) to analytical results were selected from those listed in Table 4-1. The QC limits established in the documents applicable to this data review were used to assess the quality of the analytical results. In some cases, however, QC limits established internally by the laboratory were taken into account to determine data quality.

The QC criteria considered for assessing the usability of the reported analytical results provided for each analyte type (i.e. VOCs, SVOCs, metals, etc.) are listed in Table 4-2. These criteria may vary with the analytical method utilized by the laboratory. These criteria comply with the guidance recommended in Section 2.0 above.

5.0 DATA VALIDATION QUALIFIERS

The letter qualifiers (flags) used to define data usability are described briefly below. These letters are assigned by the data validator to analytical results having questionable accuracy and/or precision as determined by reviewing the laboratory QC data associated with the analytical results.

TABLE 4-1

Guidance Used For Validating Laboratory Analytical Data

Analyte Group	Guidance	Date
Metals (ICP-AES)	USEPA SOP HW-3a, Rev. 1	September 2016
Metals (Hg & CN)	USEPA SOP HW-3c, Rev. 1	September 2016
Volatile Organic Compounds (by Methods 8260B & 8260C)	USEPA SOP HW-24, Rev. 4	September 2014
Semi-Volatile Organic Compounds (by Method 8270D)	USEPA SOP HW-22 Rev. 5	December 2010
Pesticides (by Method 8181B)	USEPA SOP HW-44, Rev. 1.1	December 2010
Chlorinated Herbicides (by Method 8151A)	USEPA SOP HW-17, Rev. 3.1	December 2010
Polychlorinated Biphenyls (PCBs)	USEPA SOP HW-37A, Rev. 0	June 2015
Volatile Organic Compounds (Air) (by Method TO-15)	USEPA SOP HW-31, Rev. 6	September 2016
Per- and PolyFluoroAlkyl Substances (PFAS)	* NYSDEC	January 2021
General Chemistry Parameters	per NYSDEC ASP	July 2005

* Sampling, Analysis, and Assessment of Per- and Polyfluoroalkyl Substances (PFAS) Under NYSDEC's Part 375 Remedial Programs, Appendix I

TABLE 4-2

QUALITY CONTROL CRITERIA USED FOR VALIDATING LABORATORY ANALYTICAL DATA

VOCs	SVOCs	Pesticides/PCBs	Metals	Gen Chemistry	PFAS
Completeness of Pkg	Completeness of Pkg	Completeness of Pkg	Completeness of Pkg	Completeness of Pkg	Completeness of Pkg
Sample Preservation	Sample Preservation	Sample Preservation	Sample Preservation	Sample Preservation	Sample Preservation
Holding Time	Holding Time	Holding Time	Holding Time	Holding Times	Holding Time
System Monitoring Compounds	Surrogate Recoveries	Surrogate Recoveries	Initial/Continuing Calibration	Calibration	Instr Performance Check
Lab Control Sample	Lab Control Sample	Matrix Spikes	CRDL Standards	Lab Control Samples	Initial Calibration
Matrix Spikes	Matrix Spikes	Blanks	Blanks	Blanks	Continuing Calibration
Blanks	Blanks	Instrument Calibration & Verification	Interference Check Sample	Spike Recoveries	Blanks
Instrument Tuning	Instrument Tuning	Comparison of duplicate GC column results	Spike Recoveries	Lab Duplicates	Surrogates
Internal Standards	Internal Standards	Analyte ID	Lab Duplicate		Lab Fortified Blank
Initial Calibration	Initial Calibration	Lab Qualifiers	Lab Control Sample		Matrix Spikes
Continuing Calibration	Continuing Calibration	Field Duplicate	ICP Serial Dilutions		Internal Standards
Lab Qualifiers	Lab Qualifiers		Lab Qualifiers		
Field Duplicate	Field Duplicate		Field Duplicate		

Method TO-15 (Air)
Completeness of Pkg
Sample Preservation
Holding Time
Canister Certification
Instrument Tuning
Initial Calibration and Instrument Performance
Daily Calibration
Blanks
Lab Control Sample
Field Duplicate

The laboratory may also use various letters and symbols to flag analytical results generated when QC limits were exceeded. The meanings of these flags may differ from those used by the independent data validator. Those used by the laboratory are provided with the analytical results.

NOTE: The assignment of data qualifiers by the data reviewer (validator) to laboratory analytical results should not necessarily be interpreted by the data user as a measure of laboratory ability or proficiency. Rather, the qualifiers are intended to provide a measure of data accuracy and precision to the data user, which, for example, may provide a level of confidence in determining whether or not standards or cleanup objectives have been met.

U The analyte was analyzed for but was not detected at or above the sample quantitation limit.

J The analyte was positively identified; the associated numerical value is the *approximate* concentration of the analyte in the sample. (The magnitude of any ± value associated with the result is not determined by data validation).

J+ The result is an estimated quantity and may be biased high.

J- The result is an estimated quantity and may be biased low.

UJ The analyte was analyzed for but not detected. The reported quantitation limit is approximate and may inaccurate or imprecise.

R The sample result is rejected (i.e., is unusable) due to serious deficiencies in the ability to analyze the sample and meet quality control criteria. The presence or absence of the analyte cannot be verified.

NJ The analysis indicates the presence of an analyte that has been "tentatively identified" and the associated numerical value represents its approximate concentration.

The validated analytical results are attached to this report. Validation qualifiers (flags) are indicated in red print. Data sheets having qualified data are signed and dated by the data reviewer.

6.0 RESULTS OF THE DATA REVIEW

The results of the data review are summarized in Tables 6-1 through 6-5. The tables list the samples where QC criteria were found to exceed acceptable limits and the actions taken to qualify the associated analytical results.

7.0 TOTAL USABLE DATA

For SDG J198088-1, six samples were analyzed and results were reported for 996 analytes. Even though some results were flagged with a "J" as estimated, all results (100 %) are considered usable. See the summary table for the analyses that have rejected/qualified and the corresponding QC reasons.

NOTE: 1) As noted by the laboratory, the soil samples were not collected following SW846 5035A protocol. This adds an element of uncertainty to the analytical results for volatile organic analytes (VOAs). Although not specifically indicated on the final data sheets with a "J" flag, the VOA analytical results should be considered estimated, but usable.

Table 6-1 8260 VOCs

SAMPLES AFFECTED	ANALYTES	ACTION	QC VIOLATION	COMMENTS
B-44	MEK 1,1,2,2-Tetrachloroethane	J detects UJ non-detects	MS/MSD < QC limit	Data are estimated
B-44 B-45 B-54	Chloroethane Trichlorofluoromethan Trichloro-Trifluoroethanee	J detects UJ non-detects	CCV > QC limit	Data are estimated

Table 6-2 8270 SVOCs

SAMPLES AFFECTED	ANALYTES	ACTION	QC VIOLATION	COMMENTS
All samples	Di-n-butylphthalate	CRQL-U	Detected in method blank	All detected data changed to non-detect
All samples	Hexachlorocyclopentadiene	J detects UJ non-detects	CCV > QC limit	Data are estimated

Table 6-3 Pesticides

SAMPLES AFFECTED	ANALYTES	ACTION	QC VIOLATION	COMMENTS
B-28	Aldrin	NJ detects	>25 % D between dual column analysis	Matrix interference suspected, analyte is estimated and tentatively identified

Table 6-4 PCBs

SAMPLES AFFECTED	ANALYTES	ACTION	QC VIOLATION	COMMENTS
none			none	

Table 6-5 Metals

SAMPLES AFFECTED	ANALYTES	ACTION	QC VIOLATION	COMMENTS
B-28 B-43	Se	CRQL-U	Detected in method blank	Detected data changed to non-detect
All samples	Na	J detects	Detected in method blank	Data are estimated
B-44	Al, Fe, K	J+ detects	MS/MSD > QC limit	Data are biased high
B-44	Zn	J detects	% D for serial dil. > 15 %	Data are estimated

ACRONYMS

BSP	Blank Spike
CCAL	Continuing Calibration
CCB	Continuing Calibration Blank
CCV	Continuing Calibration Verification
CRDL	Contract Required Detection Limit
CRQL	Contract Required Quantitation Limit
%D	Percent Difference
ICAL	Initial Calibration
ICB	Initial Calibration Blank
IS	Internal Standard
LCS	Laboratory Control Sample
MS/MSD	Matrix Spike/Matrix Spike Duplicate
QA	Quality Assurance
QC	Quality Control
%R	Percent recovery
RPD	Relative Percent Difference
RRF	Relative Response Factor
%RSD	Percent Relative Standard Deviation
TAL	Target Analyte List (metals)
TCL	Target Compound List (organics)

Appendix A

Validated Analytical Results

eurofins | Environment Testing America

ANALYTICAL REPORT

Job Number: 480-198088-1

Job Description: Project #1 - Pilgrim Village Family

For:
Brydges Engineering in Environment & Energy DPC
960 Busti Ave
Suite B-150
Buffalo, NY 14213

Attention: Mr. Dalton Stack

Approved for release.
John Beninati
Project Manager
5/31/2022 9:30 AM

John Beninati, Project Manager
10 Hazelwood Drive, Amherst, NY, 14228-2298
(716)504-9874
John.Beninati@et.eurofinsus.com
05/31/2022

cc: Sydney Deck

The test results in this report meet all NELAP requirements for parameters for which accreditation is required or available. Any exceptions to the NELAP requirements are noted in this report. Pursuant to NELAP, this report may not be reproduced, except in full, without the written approval of the laboratory. This report is confidential and is intended for the sole use of Eurofins Environment Testing Northeast, LLC Buffalo and its client. All questions regarding this report should be directed to the Eurofins Environment Testing Northeast, LLC Buffalo Project Manager or designee who has signed this report.

The test results in this report relate only to the samples as received by the laboratory and will meet all requirements of the methodology, with any exceptions noted. This report shall not be reproduced except in full, without the express written approval of the laboratory. All questions should be directed to the Eurofins Environment Testing Northeast, LLC Project Manager.This report has been electronically signed and authorized by the signatory. Electronic signature is intended to be the legally binding equivalent of a traditionally handwritten signature.

Job Narrative
480-198088-1

Comments
No additional comments.

Receipt
The samples were received on 5/18/2022 5:00 PM. Unless otherwise noted below, the samples arrived in good condition, and where required, properly preserved and on ice. The temperature of the cooler at receipt was 15.7º C.

GC/MS VOA
Method 8260C: The continuing calibration verification (CCV) associated with batch 480-627144 recovered above the upper control limit for 1,1,2-Trichloro-1,2,2-trifluoroethane and Trichlorofluoromethane. The sample(s) associated with this CCV were non-detects for the affected analytes; therefore, the data have been reported. The associated samples are impacted: B-44 (480-198088-4), B-45 (480-198088-5) and B-54 (480-198088-6).

No additional analytical or quality issues were noted, other than those described above or in the Definitions/Glossary page.

GC/MS Semi VOA
Method 8270D: The continuing calibration verification (CCV) associated with batch 480-627546 recovered outside acceptance criteria, low biased, for Hexachlorocyclopentadiene. A reporting limit (RL) standard was analyzed, and the target analytes are detected. Since the associated samples were non-detect for the analyte(s), the data are reported.

No additional analytical or quality issues were noted, other than those described above or in the Definitions/Glossary page.

GC Semi VOA
No analytical or quality issues were noted, other than those described in the Definitions/Glossary page.

Metals
Method 6010C: The low level continuing calibration verification (CCVL 480-627385/25) recovered above the upper control limit for Total Potassium. The samples associated with this CCVL were either less than the reporting limit (RL) for this analyte or contained this analyte at a concentration greater than 10X the value found in the CCVL; therefore, re-analysis of samples B-28 (480-198088-1), B-29 (480-198088-2), B-43 (480-198088-3), B-44 (480-198088-4), (LCDSRM 480-626942/3-A), (LCSSRM 480-626942/2-A), (480-198088-A-4-E MS), (480-198088-A-4-D PDS) and (480-198088-A-4-D SD ^5) was not performed.

Method 6010C: The low level continuing calibration verification (CCVL 480-627385/49) recovered above the upper control limit for Total Potassium. The samples associated with this CCVL were either less than the reporting limit (RL) for this analyte or contained this analyte at a concentration greater than 10X the value found in the CCVL; therefore, re-analysis of samples B-45 (480-198088-5), B-54 (480-198088-6) and (480-198088-A-4-F MSD) was not performed.

Method 6010C: The serial dilution and post spike (480-198088-A-4-D PDS) and (480-198088-A-4-D SD ^5), associated with batch 480-626942, exceeded the quality control limits for Total Iron and Manganese. Sample matrix is suspected, therefore, no corrective action was necessary.

Method 6010C: The serial dilution (480-198088-A-4-D SD ^5) associated with batch 480-627385, exhibited results outside the quality control limits for Total Calcium, Chromium, and Zinc. However, the post digestion spike (PDS) was compliant, therefore no corrective action was necessary.

No additional analytical or quality issues were noted, other than those described above or in the Definitions/Glossary page.

Organic Prep
No analytical or quality issues were noted, other than those described in the Definitions/Glossary page.

Sample Summary

Client: Brydges Engineering in Environment & Energy DPC
Job ID: 480-198088-1
Project/Site: Project #1 - Pilgrim Village Family

Lab Sample ID	Client Sample ID	Matrix	Collected	Received
480-198088-1	B-28	Solid	05/18/22 14:10	05/18/22 17:00
480-198088-2	B-29	Solid	05/18/22 14:20	05/18/22 17:00
480-198088-3	B-43	Solid	05/18/22 14:30	05/18/22 17:00
480-198088-4	B-44	Solid	05/18/22 14:40	05/18/22 17:00
480-198088-5	B-45	Solid	05/18/22 14:50	05/18/22 17:00
480-198088-6	B-54	Solid	05/18/22 15:00	05/18/22 17:00

Eurofins Buffalo
10 Hazelwood Drive
Amherst, NY 14228-2298
Phone: 716-691-2600 Fax: 716-691-7991

Chain of Custody Record

eurofins | Environment Testing America

Client Information

Client Contact: ~~Mr. Jake Tracy~~ Sydney Deck
Company: Brydges Engineering in Environment & Energy DPC
Address: 960 Busti Ave Suite B-150
City: Buffalo
State, Zip: NY, 14213
Phone: ~~716-362-6532(Tel)~~ 716 308 0011
Email: ~~jtracy@be3corp.com~~ sdeck@be3corp.com
Project Name: Project #1 - Pilgrim Village Family
Site: Family Site

Sampler: Sydney Deck
Phone: 716 308 0011
PWSID:
Due Date Requested: ASAP
TAT Requested (days): 5 days
Compliance Project: Δ Yes Δ No
PO #: Purchase Order not required
WO #:
Project #: 48024826
SSOW#:

Lab PM: Beninati, John
E-Mail: John.Beninati@et.eurofinsus.com
Carrier Tracking No(s):
State of Origin:

COC No: 480-171541-37182.1
Page: Page 1 of 2
Job #:

Analysis Requested

480-198088 Chain of Custody

Preservation Codes:
A - HCL
B - NaOH
C - Zn Acetate
M - Hexane
N - None
O - AsNaO2
P - Na2O4S
Q - Na2SO3
R - Na2S2O3
S - H2SO4
T - TSP Dodecahydrate
U - Acetone
V - MCAA
W - pH 4-5
Y - Trizma
Z - other (specify)
Other:

Sample Identification	Sample Date	Sample Time	Sample Type (C=Comp, G=grab)	Matrix (W=water, S=solid, O=waste/oil, BT=Tissue, A=Air)	Field Filtered Sample (Yes or No)	Perform MS/MSD (Yes or No)	6010C, 7471B	8270D - TCL SVOCs	8260C - TCL VOCs (LL Bulk)	8081B, 8082A, 8270D	Total Number of c	Special Instructions/Note:
			Preservation Code:				N	N	N	N		
B-28	5-18-22	2:10	G	Solid	N	N	✓	✓	✓	✓	3	
B-29	5-18-22	2:20	G	Solid	N	N	✓	✓	✓	✓	3	
B-43	5-18-22	2:30	G	Solid	N	N	✓	✓	✓	✓	3	
B-44	5-18-22	2:40	G	Solid	N	N	✓	✓	✓	✓	3	
B-45	5-18-22	2:50	G	Solid	N	N	✓	✓	✓	✓	3	
B-54	5-18-22	3:00	G	Solid	N	N	✓	✓	✓	✓	3	
				Solid								
				Solid								
				Solid								
				Solid								
				Solid								

Possible Hazard Identification
☐ Non-Hazard ☐ Flammable ☐ Skin Irritant ☐ Poison B ☐ Unknown ☐ Radiological

Sample Disposal (A fee may be assessed if samples are retained longer than 1 month)
☐ Return To Client ☐ Disposal By Lab ☐ Archive For _____ Months

Deliverable Requested: I, II, III, IV, Other (specify) NYS DEC CAT B W/ EDD

Special Instructions/QC Requirements:

Empty Kit Relinquished by: Date: Time: Method of Shipment:

Relinquished by	Date/Time	Company	Received by	Date/Time	Company
Sydney Deck	5·18·22 5pm	Be3	[signature]	5/18/22 1700	

Custody Seals Intact: Δ Yes Δ No
Custody Seal No.:
Cooler Temperature(s) °C and Other Remarks: 15.7 #1 NO ICE

Ver: 06/08/2021

Method 8260C

Volatile Organic Compounds (GC/MS) by Method 8260C

FORM I
GC/MS VOA ORGANICS ANALYSIS DATA SHEET

Lab Name: Eurofins Buffalo
Job No.: 480-198088-1
SDG No.:
Client Sample ID: B-28
Lab Sample ID: 480-198088-1
Matrix: Solid
Lab File ID: M03742.D
Analysis Method: 8260C
Date Collected: 05/18/2022 14:10
Sample wt/vol: 5.06(g)
Date Analyzed: 05/20/2022 05:03
Soil Aliquot Vol:
Dilution Factor: 1
Soil Extract Vol.:
GC Column: ZB-624 (30) VOA ID: 0.25(mm)
Purge Volume: 5.0(mL)
Heated Purge: (Y/N) Y pH:
% Moisture: 16.7 % Solids: 83.3
Level: (low/med) Low
Analysis Batch No.: 626857
Units: ug/Kg

CAS NO.	COMPOUND NAME	RESULT	Q	RL	MDL
71-55-6	1,1,1-Trichloroethane	5.9	U vs	5.9	0.43
79-34-5	1,1,2,2-Tetrachloroethane	5.9	U vs	5.9	0.96
76-13-1	1,1,2-Trichloro-1,2,2-trifluoroethane	5.9	U vs	5.9	1.4
79-00-5	1,1,2-Trichloroethane	5.9	U vs	5.9	0.77
75-34-3	1,1-Dichloroethane	5.9	U vs	5.9	0.72
75-35-4	1,1-Dichloroethene	5.9	U vs	5.9	0.73
120-82-1	1,2,4-Trichlorobenzene	5.9	U vs	5.9	0.36
96-12-8	1,2-Dibromo-3-Chloropropane	5.9	U vs	5.9	3.0
106-93-4	1,2-Dibromoethane	5.9	U vs	5.9	0.76
95-50-1	1,2-Dichlorobenzene	5.9	U vs	5.9	0.46
107-06-2	1,2-Dichloroethane	5.9	U vs	5.9	0.30
78-87-5	1,2-Dichloropropane	5.9	U vs	5.9	3.0
541-73-1	1,3-Dichlorobenzene	5.9	U vs	5.9	0.30
106-46-7	1,4-Dichlorobenzene	5.9	U vs	5.9	0.83
78-93-3	2-Butanone (MEK)	30	U vs	30	2.2
591-78-6	2-Hexanone	30	U vs	30	3.0
108-10-1	4-Methyl-2-pentanone (MIBK)	30	U vs	30	1.9
67-64-1	Acetone	17	J vs	30	5.0
71-43-2	Benzene	5.9	U vs	5.9	0.29
75-27-4	Bromodichloromethane	5.9	U vs	5.9	0.79
75-25-2	Bromoform	5.9	U vs	5.9	3.0
74-83-9	Bromomethane	5.9	U vs	5.9	0.53
75-15-0	Carbon disulfide	5.9	U vs	5.9	3.0
56-23-5	Carbon tetrachloride	5.9	U vs	5.9	0.57
108-90-7	Chlorobenzene	5.9	U vs	5.9	0.78
75-00-3	Chloroethane	5.9	U vs	5.9	1.3
67-66-3	Chloroform	5.9	U vs	5.9	0.37
74-87-3	Chloromethane	5.9	U vs	5.9	0.36
156-59-2	cis-1,2-Dichloroethene	3.2	J vs	5.9	0.76
10061-01-5	cis-1,3-Dichloropropene	5.9	U vs	5.9	0.85
110-82-7	Cyclohexane	5.9	U vs	5.9	0.83
124-48-1	Dibromochloromethane	5.9	U vs	5.9	0.76
75-71-8	Dichlorodifluoromethane	5.9	U vs	5.9	0.49

FORM I
GC/MS VOA ORGANICS ANALYSIS DATA SHEET

Lab Name: Eurofins Buffalo
Job No.: 480-198088-1
SDG No.:
Client Sample ID: B-28
Lab Sample ID: 480-198088-1
Matrix: Solid
Lab File ID: M03742.D
Analysis Method: 8260C
Date Collected: 05/18/2022 14:10
Sample wt/vol: 5.06(g)
Date Analyzed: 05/20/2022 05:03
Soil Aliquot Vol:
Dilution Factor: 1
Soil Extract Vol.:
GC Column: ZB-624 (30) VOA ID: 0.25(mm)
Purge Volume: 5.0(mL)
Heated Purge: (Y/N) Y pH:
% Moisture: 16.7 % Solids: 83.3
Level: (low/med) Low
Analysis Batch No.: 626857
Units: ug/Kg

CAS NO.	COMPOUND NAME	RESULT	Q	RL	MDL
100-41-4	Ethylbenzene	5.9	U vs	5.9	0.41
98-82-8	Isopropylbenzene	5.9	U vs	5.9	0.89
79-20-9	Methyl acetate	30	U vs	30	3.6
1634-04-4	Methyl tert-butyl ether	5.9	U vs	5.9	0.58
108-87-2	Methylcyclohexane	5.9	U vs	5.9	0.90
75-09-2	Methylene Chloride	5.9	U vs	5.9	2.7
100-42-5	Styrene	5.9	U vs	5.9	0.30
127-18-4	Tetrachloroethene	5.9	U vs	5.9	0.80
108-88-3	Toluene	5.9	U vs	5.9	0.45
156-60-5	trans-1,2-Dichloroethene	5.9	U vs	5.9	0.61
10061-02-6	trans-1,3-Dichloropropene	5.9	U vs	5.9	2.6
79-01-6	Trichloroethene	5.9	U vs	5.9	1.3
75-69-4	Trichlorofluoromethane	5.9	U vs	5.9	0.56
75-01-4	Vinyl chloride	5.9	U vs	5.9	0.72
1330-20-7	Xylenes, Total	12	U vs	12	1.0

CAS NO.	SURROGATE	%REC	Q	LIMITS
17060-07-0	1,2-Dichloroethane-d4 (Surr)	98		64-126
460-00-4	4-Bromofluorobenzene (Surr)	102		72-126
1868-53-7	Dibromofluoromethane (Surr)	101		60-140
2037-26-5	Toluene-d8 (Surr)	95		71-125

FORM I
GC/MS VOA ORGANICS ANALYSIS DATA SHEET

Lab Name: Eurofins Buffalo | Job No.: 480-198088-1

SDG No.:

Client Sample ID: B-29 | Lab Sample ID: 480-198088-2

Matrix: Solid | Lab File ID: M03743.D

Analysis Method: 8260C | Date Collected: 05/18/2022 14:20

Sample wt/vol: 5.14(g) | Date Analyzed: 05/20/2022 05:28

Soil Aliquot Vol: | Dilution Factor: 1

Soil Extract Vol.: | GC Column: ZB-624 (30) VOA ID: 0.25(mm)

Purge Volume: 5.0(mL) | Heated Purge: (Y/N) Y pH:

% Moisture: 16.0 % Solids: 84.0 | Level: (low/med) Low

Analysis Batch No.: 626857 | Units: ug/Kg

CAS NO.	COMPOUND NAME	RESULT	Q	RL	MDL
71-55-6	1,1,1-Trichloroethane	5.8	U vs	5.8	0.42
79-34-5	1,1,2,2-Tetrachloroethane	5.8	U vs	5.8	0.94
76-13-1	1,1,2-Trichloro-1,2,2-trifluoroethane	5.8	U vs	5.8	1.3
79-00-5	1,1,2-Trichloroethane	5.8	U vs	5.8	0.75
75-34-3	1,1-Dichloroethane	5.8	U vs	5.8	0.71
75-35-4	1,1-Dichloroethene	5.8	U vs	5.8	0.71
120-82-1	1,2,4-Trichlorobenzene	5.8	U vs	5.8	0.35
96-12-8	1,2-Dibromo-3-Chloropropane	5.8	U vs	5.8	2.9
106-93-4	1,2-Dibromoethane	5.8	U vs	5.8	0.74
95-50-1	1,2-Dichlorobenzene	5.8	U vs	5.8	0.45
107-06-2	1,2-Dichloroethane	5.8	U vs	5.8	0.29
78-87-5	1,2-Dichloropropane	5.8	U vs	5.8	2.9
541-73-1	1,3-Dichlorobenzene	5.8	U vs	5.8	0.30
106-46-7	1,4-Dichlorobenzene	5.8	U vs	5.8	0.81
78-93-3	2-Butanone (MEK)	29	U vs	29	2.1
591-78-6	2-Hexanone	29	U vs	29	2.9
108-10-1	4-Methyl-2-pentanone (MIBK)	29	U vs	29	1.9
67-64-1	Acetone	10	J vs	29	4.9
71-43-2	Benzene	5.8	U vs	5.8	0.28
75-27-4	Bromodichloromethane	5.8	U vs	5.8	0.78
75-25-2	Bromoform	5.8	U vs	5.8	2.9
74-83-9	Bromomethane	5.8	U vs	5.8	0.52
75-15-0	Carbon disulfide	5.8	U vs	5.8	2.9
56-23-5	Carbon tetrachloride	5.8	U vs	5.8	0.56
108-90-7	Chlorobenzene	5.8	U vs	5.8	0.76
75-00-3	Chloroethane	5.8	U vs	5.8	1.3
67-66-3	Chloroform	5.8	U vs	5.8	0.36
74-87-3	Chloromethane	5.8	U vs	5.8	0.35
156-59-2	cis-1,2-Dichloroethene	2.9	J vs	5.8	0.74
10061-01-5	cis-1,3-Dichloropropene	5.8	U vs	5.8	0.83
110-82-7	Cyclohexane	5.8	U vs	5.8	0.81
124-48-1	Dibromochloromethane	5.8	U vs	5.8	0.74
75-71-8	Dichlorodifluoromethane	5.8	U vs	5.8	0.48

FORM I
GC/MS VOA ORGANICS ANALYSIS DATA SHEET

Lab Name: Eurofins Buffalo
Job No.: 480-198088-1
SDG No.:
Client Sample ID: B-29
Lab Sample ID: 480-198088-2
Matrix: Solid
Lab File ID: M03743.D
Analysis Method: 8260C
Date Collected: 05/18/2022 14:20
Sample wt/vol: 5.14(g)
Date Analyzed: 05/20/2022 05:28
Soil Aliquot Vol:
Dilution Factor: 1
Soil Extract Vol.:
GC Column: ZB-624 (30) VOA ID: 0.25(mm)
Purge Volume: 5.0(mL)
Heated Purge: (Y/N) Y pH:
% Moisture: 16.0 % Solids: 84.0
Level: (low/med) Low
Analysis Batch No.: 626857
Units: ug/Kg

CAS NO.	COMPOUND NAME	RESULT	Q	RL	MDL
100-41-4	Ethylbenzene	5.8	U vs	5.8	0.40
98-82-8	Isopropylbenzene	5.8	U vs	5.8	0.87
79-20-9	Methyl acetate	29	U vs	29	3.5
1634-04-4	Methyl tert-butyl ether	5.8	U vs	5.8	0.57
108-87-2	Methylcyclohexane	5.8	U vs	5.8	0.88
75-09-2	Methylene Chloride	5.8	U vs	5.8	2.7
100-42-5	Styrene	5.8	U vs	5.8	0.29
127-18-4	Tetrachloroethene	5.8	U vs	5.8	0.78
108-88-3	Toluene	5.8	U vs	5.8	0.44
156-60-5	trans-1,2-Dichloroethene	5.8	U vs	5.8	0.60
10061-02-6	trans-1,3-Dichloropropene	5.8	U vs	5.8	2.5
79-01-6	Trichloroethene	5.8	U vs	5.8	1.3
75-69-4	Trichlorofluoromethane	5.8	U vs	5.8	0.55
75-01-4	Vinyl chloride	5.8	U vs	5.8	0.71
1330-20-7	Xylenes, Total	12	U vs	12	0.97

CAS NO.	SURROGATE	%REC	Q	LIMITS
17060-07-0	1,2-Dichloroethane-d4 (Surr)	97		64-126
460-00-4	4-Bromofluorobenzene (Surr)	97		72-126
1868-53-7	Dibromofluoromethane (Surr)	97		60-140
2037-26-5	Toluene-d8 (Surr)	95		71-125

FORM I
GC/MS VOA ORGANICS ANALYSIS DATA SHEET

Lab Name: Eurofins Buffalo | Job No.: 480-198088-1

SDG No.:

Client Sample ID: B-43 | Lab Sample ID: 480-198088-3

Matrix: Solid | Lab File ID: M03744.D

Analysis Method: 8260C | Date Collected: 05/18/2022 14:30

Sample wt/vol: 5.04(g) | Date Analyzed: 05/20/2022 05:52

Soil Aliquot Vol: | Dilution Factor: 1

Soil Extract Vol.: | GC Column: ZB-624 (30) VOA ID: 0.25(mm)

Purge Volume: 5.0(mL) | Heated Purge: (Y/N) Y pH:

% Moisture: 9.4 % Solids: 90.6 | Level: (low/med) Low

Analysis Batch No.: 626857 | Units: ug/Kg

CAS NO.	COMPOUND NAME	RESULT	Q	RL	MDL
71-55-6	1,1,1-Trichloroethane	5.5	U vs	5.5	0.40
79-34-5	1,1,2,2-Tetrachloroethane	5.5	U vs	5.5	0.89
76-13-1	1,1,2-Trichloro-1,2,2-trifluoroethane	5.5	U vs	5.5	1.2
79-00-5	1,1,2-Trichloroethane	5.5	U vs	5.5	0.71
75-34-3	1,1-Dichloroethane	5.5	U vs	5.5	0.67
75-35-4	1,1-Dichloroethene	5.5	U vs	5.5	0.67
120-82-1	1,2,4-Trichlorobenzene	5.5	U vs	5.5	0.33
96-12-8	1,2-Dibromo-3-Chloropropane	5.5	U vs	5.5	2.7
106-93-4	1,2-Dibromoethane	5.5	U vs	5.5	0.70
95-50-1	1,2-Dichlorobenzene	5.5	U vs	5.5	0.43
107-06-2	1,2-Dichloroethane	5.5	U vs	5.5	0.27
78-87-5	1,2-Dichloropropane	5.5	U vs	5.5	2.7
541-73-1	1,3-Dichlorobenzene	5.5	U vs	5.5	0.28
106-46-7	1,4-Dichlorobenzene	5.5	U vs	5.5	0.77
78-93-3	2-Butanone (MEK)	27	U vs	27	2.0
591-78-6	2-Hexanone	27	U vs	27	2.7
108-10-1	4-Methyl-2-pentanone (MIBK)	27	U vs	27	1.8
67-64-1	Acetone	27	U vs	27	4.6
71-43-2	Benzene	5.5	U vs	5.5	0.27
75-27-4	Bromodichloromethane	5.5	U vs	5.5	0.73
75-25-2	Bromoform	5.5	U vs	5.5	2.7
74-83-9	Bromomethane	5.5	U vs	5.5	0.49
75-15-0	Carbon disulfide	5.5	U vs	5.5	2.7
56-23-5	Carbon tetrachloride	5.5	U vs	5.5	0.53
108-90-7	Chlorobenzene	5.5	U vs	5.5	0.72
75-00-3	Chloroethane	5.5	U vs	5.5	1.2
67-66-3	Chloroform	5.5	U vs	5.5	0.34
74-87-3	Chloromethane	5.5	U vs	5.5	0.33
156-59-2	cis-1,2-Dichloroethene	2.4	J vs	5.5	0.70
10061-01-5	cis-1,3-Dichloropropene	5.5	U vs	5.5	0.79
110-82-7	Cyclohexane	5.5	U vs	5.5	0.77
124-48-1	Dibromochloromethane	5.5	U vs	5.5	0.70
75-71-8	Dichlorodifluoromethane	5.5	U vs	5.5	0.45

FORM I
GC/MS VOA ORGANICS ANALYSIS DATA SHEET

Lab Name: Eurofins Buffalo
Job No.: 480-198088-1
SDG No.:
Client Sample ID: B-43
Lab Sample ID: 480-198088-3
Matrix: Solid
Lab File ID: M03744.D
Analysis Method: 8260C
Date Collected: 05/18/2022 14:30
Sample wt/vol: 5.04(g)
Date Analyzed: 05/20/2022 05:52
Soil Aliquot Vol:
Dilution Factor: 1
Soil Extract Vol.:
GC Column: ZB-624 (30) VOA ID: 0.25(mm)
Purge Volume: 5.0(mL)
Heated Purge: (Y/N) Y pH:
% Moisture: 9.4 % Solids: 90.6
Level: (low/med) Low
Analysis Batch No.: 626857
Units: ug/Kg

CAS NO.	COMPOUND NAME	RESULT	Q	RL	MDL
100-41-4	Ethylbenzene	5.5	U vs	5.5	0.38
98-82-8	Isopropylbenzene	5.5	U vs	5.5	0.83
79-20-9	Methyl acetate	27	U vs	27	3.3
1634-04-4	Methyl tert-butyl ether	5.5	U vs	5.5	0.54
108-87-2	Methylcyclohexane	5.5	U vs	5.5	0.83
75-09-2	Methylene Chloride	5.5	U vs	5.5	2.5
100-42-5	Styrene	5.5	U vs	5.5	0.27
127-18-4	Tetrachloroethene	5.5	U vs	5.5	0.73
108-88-3	Toluene	5.5	U vs	5.5	0.41
156-60-5	trans-1,2-Dichloroethene	5.5	U vs	5.5	0.57
10061-02-6	trans-1,3-Dichloropropene	5.5	U vs	5.5	2.4
79-01-6	Trichloroethene	5.5	U vs	5.5	1.2
75-69-4	Trichlorofluoromethane	5.5	U vs	5.5	0.52
75-01-4	Vinyl chloride	5.5	U vs	5.5	0.67
1330-20-7	Xylenes, Total	11	U vs	11	0.92

CAS NO.	SURROGATE	%REC	Q	LIMITS
17060-07-0	1,2-Dichloroethane-d4 (Surr)	98		64-126
460-00-4	4-Bromofluorobenzene (Surr)	99		72-126
1868-53-7	Dibromofluoromethane (Surr)	97		60-140
2037-26-5	Toluene-d8 (Surr)	94		71-125

FORM I
GC/MS VOA ORGANICS ANALYSIS DATA SHEET

Lab Name: Eurofins Buffalo | Job No.: 480-198088-1

SDG No.:

Client Sample ID: B-44 | Lab Sample ID: 480-198088-4

Matrix: Solid | Lab File ID: M03753.D

Analysis Method: 8260C | Date Collected: 05/18/2022 14:40

Sample wt/vol: 5.07(g) | Date Analyzed: 05/22/2022 22:14

Soil Aliquot Vol: | Dilution Factor: 1

Soil Extract Vol.: | GC Column: ZB-624 (30) VOA ID: 0.25(mm)

Purge Volume: 5.0(mL) | Heated Purge: (Y/N) Y pH:

% Moisture: 6.6 % Solids: 93.4 | Level: (low/med) Low

Analysis Batch No.: 627144 | Units: ug/Kg

CAS NO.	COMPOUND NAME	RESULT	Q	RL	MDL	
71-55-6	1,1,1-Trichloroethane	5.3	U vs	5.3	0.38	
79-34-5	1,1,2,2-Tetrachloroethane	5.3	U F1 vs	5.3	0.86	UJ
76-13-1	1,1,2-Trichloro-1,2,2-trifluoroethane	5.3	U vs	5.3	1.2	UJ
79-00-5	1,1,2-Trichloroethane	5.3	U vs	5.3	0.69	
75-34-3	1,1-Dichloroethane	5.3	U vs	5.3	0.64	
75-35-4	1,1-Dichloroethene	5.3	U vs	5.3	0.65	
120-82-1	1,2,4-Trichlorobenzene	5.3	U vs	5.3	0.32	
96-12-8	1,2-Dibromo-3-Chloropropane	5.3	U vs	5.3	2.6	
106-93-4	1,2-Dibromoethane	5.3	U vs	5.3	0.68	
95-50-1	1,2-Dichlorobenzene	5.3	U vs	5.3	0.41	
107-06-2	1,2-Dichloroethane	5.3	U vs	5.3	0.27	
78-87-5	1,2-Dichloropropane	5.3	U vs	5.3	2.6	
541-73-1	1,3-Dichlorobenzene	5.3	U vs	5.3	0.27	
106-46-7	1,4-Dichlorobenzene	5.3	U vs	5.3	0.74	
78-93-3	2-Butanone (MEK)	26	U F1 vs	26	1.9	UJ
591-78-6	2-Hexanone	26	U vs	26	2.6	
108-10-1	4-Methyl-2-pentanone (MIBK)	26	U vs	26	1.7	
67-64-1	Acetone	26	U vs	26	4.4	
71-43-2	Benzene	5.3	U vs	5.3	0.26	
75-27-4	Bromodichloromethane	5.3	U vs	5.3	0.71	
75-25-2	Bromoform	5.3	U vs	5.3	2.6	
74-83-9	Bromomethane	5.3	U vs	5.3	0.48	
75-15-0	Carbon disulfide	5.3	U vs	5.3	2.6	
56-23-5	Carbon tetrachloride	5.3	U vs	5.3	0.51	
108-90-7	Chlorobenzene	5.3	U vs	5.3	0.70	
75-00-3	Chloroethane	5.3	U vs	5.3	1.2	UJ
67-66-3	Chloroform	5.3	U vs	5.3	0.33	
74-87-3	Chloromethane	5.3	U vs	5.3	0.32	
156-59-2	cis-1,2-Dichloroethene	5.3	U vs	5.3	0.68	
10061-01-5	cis-1,3-Dichloropropene	5.3	U vs	5.3	0.76	
110-82-7	Cyclohexane	5.3	U vs	5.3	0.74	
124-48-1	Dibromochloromethane	5.3	U vs	5.3	0.68	

MKP 6/6/2022

FORM I
GC/MS VOA ORGANICS ANALYSIS DATA SHEET

Lab Name: Eurofins Buffalo | Job No.: 480-198088-1

SDG No.:

Client Sample ID: B-44 | Lab Sample ID: 480-198088-4

Matrix: Solid | Lab File ID: M03753.D

Analysis Method: 8260C | Date Collected: 05/18/2022 14:40

Sample wt/vol: 5.07(g) | Date Analyzed: 05/22/2022 22:14

Soil Aliquot Vol: | Dilution Factor: 1

Soil Extract Vol.: | GC Column: ZB-624 (30) VOA ID: 0.25(mm)

Purge Volume: 5.0(mL) | Heated Purge: (Y/N) Y pH:

% Moisture: 6.6 % Solids: 93.4 | Level: (low/med) Low

Analysis Batch No.: 627144 | Units: ug/Kg

CAS NO.	COMPOUND NAME	RESULT	Q	RL	MDL	
75-71-8	Dichlorodifluoromethane	5.3	U vs	5.3	0.44	
100-41-4	Ethylbenzene	5.3	U vs	5.3	0.36	
98-82-8	Isopropylbenzene	5.3	U vs	5.3	0.80	
79-20-9	Methyl acetate	26	U vs	26	3.2	
1634-04-4	Methyl tert-butyl ether	5.3	U vs	5.3	0.52	
108-87-2	Methylcyclohexane	5.3	U vs	5.3	0.80	
75-09-2	Methylene Chloride	5.3	U vs	5.3	2.4	
100-42-5	Styrene	5.3	U vs	5.3	0.26	
127-18-4	Tetrachloroethene	5.3	U vs	5.3	0.71	
108-88-3	Toluene	5.3	U vs	5.3	0.40	
156-60-5	trans-1,2-Dichloroethene	5.3	U vs	5.3	0.54	
10061-02-6	trans-1,3-Dichloropropene	5.3	U vs	5.3	2.3	
79-01-6	Trichloroethene	5.3	U vs	5.3	1.2	
75-69-4	Trichlorofluoromethane	5.3	U vs	5.3	0.50	UJ
75-01-4	Vinyl chloride	5.3	U vs	5.3	0.64	
1330-20-7	Xylenes, Total	11	U vs	11	0.89	

CAS NO.	SURROGATE	%REC	Q	LIMITS
17060-07-0	1,2-Dichloroethane-d4 (Surr)	101		64-126
460-00-4	4-Bromofluorobenzene (Surr)	100		72-126
1868-53-7	Dibromofluoromethane (Surr)	106		60-140
2037-26-5	Toluene-d8 (Surr)	94		71-125

MKP 6/6/2022

FORM I
GC/MS VOA ORGANICS ANALYSIS DATA SHEET

Lab Name: Eurofins Buffalo | Job No.: 480-198088-1

SDG No.:

Client Sample ID: B-45 | Lab Sample ID: 480-198088-5

Matrix: Solid | Lab File ID: M03754.D

Analysis Method: 8260C | Date Collected: 05/18/2022 14:50

Sample wt/vol: 5.11(g) | Date Analyzed: 05/22/2022 22:39

Soil Aliquot Vol: | Dilution Factor: 1

Soil Extract Vol.: | GC Column: ZB-624 (30) VOA ID: 0.25(mm)

Purge Volume: 5.0(mL) | Heated Purge: (Y/N) Y pH:

% Moisture: 6.9 % Solids: 93.1 | Level: (low/med) Low

Analysis Batch No.: 627144 | Units: ug/Kg

CAS NO.	COMPOUND NAME	RESULT	Q	RL	MDL	
71-55-6	1,1,1-Trichloroethane	5.3	U vs	5.3	0.38	
79-34-5	1,1,2,2-Tetrachloroethane	5.3	U vs	5.3	0.85	
76-13-1	1,1,2-Trichloro-1,2,2-trifluoroethane	5.3	U vs	5.3	1.2	UJ
79-00-5	1,1,2-Trichloroethane	5.3	U vs	5.3	0.68	
75-34-3	1,1-Dichloroethane	5.3	U vs	5.3	0.64	
75-35-4	1,1-Dichloroethene	5.3	U vs	5.3	0.64	
120-82-1	1,2,4-Trichlorobenzene	5.3	U vs	5.3	0.32	
96-12-8	1,2-Dibromo-3-Chloropropane	5.3	U vs	5.3	2.6	
106-93-4	1,2-Dibromoethane	5.3	U vs	5.3	0.67	
95-50-1	1,2-Dichlorobenzene	5.3	U vs	5.3	0.41	
107-06-2	1,2-Dichloroethane	5.3	U vs	5.3	0.26	
78-87-5	1,2-Dichloropropane	5.3	U vs	5.3	2.6	
541-73-1	1,3-Dichlorobenzene	5.3	U vs	5.3	0.27	
106-46-7	1,4-Dichlorobenzene	5.3	U vs	5.3	0.74	
78-93-3	2-Butanone (MEK)	26	U vs	26	1.9	
591-78-6	2-Hexanone	26	U vs	26	2.6	
108-10-1	4-Methyl-2-pentanone (MIBK)	26	U vs	26	1.7	
67-64-1	Acetone	6.5	J vs	26	4.4	
71-43-2	Benzene	5.3	U vs	5.3	0.26	
75-27-4	Bromodichloromethane	5.3	U vs	5.3	0.70	
75-25-2	Bromoform	5.3	U vs	5.3	2.6	
74-83-9	Bromomethane	5.3	U vs	5.3	0.47	
75-15-0	Carbon disulfide	5.3	U vs	5.3	2.6	
56-23-5	Carbon tetrachloride	5.3	U vs	5.3	0.51	
108-90-7	Chlorobenzene	5.3	U vs	5.3	0.69	
75-00-3	Chloroethane	5.3	U vs	5.3	1.2	UJ
67-66-3	Chloroform	5.3	U vs	5.3	0.32	
74-87-3	Chloromethane	5.3	U vs	5.3	0.32	
156-59-2	cis-1,2-Dichloroethene	5.3	U vs	5.3	0.67	
10061-01-5	cis-1,3-Dichloropropene	5.3	U vs	5.3	0.76	
110-82-7	Cyclohexane	5.3	U vs	5.3	0.74	
124-48-1	Dibromochloromethane	5.3	U vs	5.3	0.67	
75-71-8	Dichlorodifluoromethane	5.3	U vs	5.3	0.43	

MKP 6/6/2022

FORM I
GC/MS VOA ORGANICS ANALYSIS DATA SHEET

Lab Name: Eurofins Buffalo | Job No.: 480-198088-1

SDG No.:

Client Sample ID: B-45 | Lab Sample ID: 480-198088-5

Matrix: Solid | Lab File ID: M03754.D

Analysis Method: 8260C | Date Collected: 05/18/2022 14:50

Sample wt/vol: 5.11(g) | Date Analyzed: 05/22/2022 22:39

Soil Aliquot Vol: | Dilution Factor: 1

Soil Extract Vol.: | GC Column: ZB-624 (30) VOA ID: 0.25(mm)

Purge Volume: 5.0(mL) | Heated Purge: (Y/N) Y pH:

% Moisture: 6.9 % Solids: 93.1 | Level: (low/med) Low

Analysis Batch No.: 627144 | Units: ug/Kg

CAS NO.	COMPOUND NAME	RESULT	Q	RL	MDL	
100-41-4	Ethylbenzene	5.3	U vs	5.3	0.36	
98-82-8	Isopropylbenzene	5.3	U vs	5.3	0.79	
79-20-9	Methyl acetate	26	U vs	26	3.2	
1634-04-4	Methyl tert-butyl ether	5.3	U vs	5.3	0.52	
108-87-2	Methylcyclohexane	5.3	U vs	5.3	0.80	
75-09-2	Methylene Chloride	5.3	U vs	5.3	2.4	
100-42-5	Styrene	5.3	U vs	5.3	0.26	
127-18-4	Tetrachloroethene	5.3	U vs	5.3	0.71	
108-88-3	Toluene	5.3	U vs	5.3	0.40	
156-60-5	trans-1,2-Dichloroethene	5.3	U vs	5.3	0.54	
10061-02-6	trans-1,3-Dichloropropene	5.3	U vs	5.3	2.3	
79-01-6	Trichloroethene	5.3	U vs	5.3	1.2	
75-69-4	Trichlorofluoromethane	5.3	U vs	5.3	0.50	UJ
75-01-4	Vinyl chloride	5.3	U vs	5.3	0.64	
1330-20-7	Xylenes, Total	11	U vs	11	0.88	

CAS NO.	SURROGATE	%REC	Q	LIMITS
17060-07-0	1,2-Dichloroethane-d4 (Surr)	99		64-126
460-00-4	4-Bromofluorobenzene (Surr)	97		72-126
1868-53-7	Dibromofluoromethane (Surr)	104		60-140
2037-26-5	Toluene-d8 (Surr)	93		71-125

MKP 6/6/2022

FORM I
GC/MS VOA ORGANICS ANALYSIS DATA SHEET

Lab Name: Eurofins Buffalo | Job No.: 480-198088-1

SDG No.:

Client Sample ID: B-54 | Lab Sample ID: 480-198088-6

Matrix: Solid | Lab File ID: M03755.D

Analysis Method: 8260C | Date Collected: 05/18/2022 15:00

Sample wt/vol: 5.06(g) | Date Analyzed: 05/22/2022 23:03

Soil Aliquot Vol: | Dilution Factor: 1

Soil Extract Vol.: | GC Column: ZB-624 (30) VOA ID: 0.25(mm)

Purge Volume: 5.0(mL) | Heated Purge: (Y/N) Y pH:

% Moisture: 12.6 % Solids: 87.4 | Level: (low/med) Low

Analysis Batch No.: 627144 | Units: ug/Kg

CAS NO.	COMPOUND NAME	RESULT	Q	RL	MDL	
71-55-6	1,1,1-Trichloroethane	5.7	U vs	5.7	0.41	
79-34-5	1,1,2,2-Tetrachloroethane	5.7	U vs	5.7	0.92	
76-13-1	1,1,2-Trichloro-1,2,2-trifluoroethane	5.7	U vs	5.7	1.3	UJ
79-00-5	1,1,2-Trichloroethane	5.7	U vs	5.7	0.74	
75-34-3	1,1-Dichloroethane	5.7	U vs	5.7	0.69	
75-35-4	1,1-Dichloroethene	5.7	U vs	5.7	0.69	
120-82-1	1,2,4-Trichlorobenzene	5.7	U vs	5.7	0.34	
96-12-8	1,2-Dibromo-3-Chloropropane	5.7	U vs	5.7	2.8	
106-93-4	1,2-Dibromoethane	5.7	U vs	5.7	0.73	
95-50-1	1,2-Dichlorobenzene	5.7	U vs	5.7	0.44	
107-06-2	1,2-Dichloroethane	5.7	U vs	5.7	0.28	
78-87-5	1,2-Dichloropropane	5.7	U vs	5.7	2.8	
541-73-1	1,3-Dichlorobenzene	5.7	U vs	5.7	0.29	
106-46-7	1,4-Dichlorobenzene	5.7	U vs	5.7	0.79	
78-93-3	2-Butanone (MEK)	28	U vs	28	2.1	
591-78-6	2-Hexanone	28	U vs	28	2.8	
108-10-1	4-Methyl-2-pentanone (MIBK)	28	U vs	28	1.9	
67-64-1	Acetone	28	U vs	28	4.8	
71-43-2	Benzene	5.7	U vs	5.7	0.28	
75-27-4	Bromodichloromethane	5.7	U vs	5.7	0.76	
75-25-2	Bromoform	5.7	U vs	5.7	2.8	
74-83-9	Bromomethane	5.7	U vs	5.7	0.51	
75-15-0	Carbon disulfide	5.7	U vs	5.7	2.8	
56-23-5	Carbon tetrachloride	5.7	U vs	5.7	0.55	
108-90-7	Chlorobenzene	5.7	U vs	5.7	0.75	
75-00-3	Chloroethane	5.7	U vs	5.7	1.3	UJ
67-66-3	Chloroform	5.7	U vs	5.7	0.35	
74-87-3	Chloromethane	5.7	U vs	5.7	0.34	
156-59-2	cis-1,2-Dichloroethene	5.7	U vs	5.7	0.72	
10061-01-5	cis-1,3-Dichloropropene	5.7	U vs	5.7	0.81	
110-82-7	Cyclohexane	5.7	U vs	5.7	0.79	
124-48-1	Dibromochloromethane	5.7	U vs	5.7	0.72	
75-71-8	Dichlorodifluoromethane	5.7	U vs	5.7	0.47	

MKP 6/6/2022

FORM I
GC/MS VOA ORGANICS ANALYSIS DATA SHEET

Lab Name: Eurofins Buffalo | Job No.: 480-198088-1

SDG No.:

Client Sample ID: B-54 | Lab Sample ID: 480-198088-6

Matrix: Solid | Lab File ID: M03755.D

Analysis Method: 8260C | Date Collected: 05/18/2022 15:00

Sample wt/vol: 5.06(g) | Date Analyzed: 05/22/2022 23:03

Soil Aliquot Vol: | Dilution Factor: 1

Soil Extract Vol.: | GC Column: ZB-624 (30) VOA ID: 0.25(mm)

Purge Volume: 5.0(mL) | Heated Purge: (Y/N) Y pH:

% Moisture: 12.6 % Solids: 87.4 | Level: (low/med) Low

Analysis Batch No.: 627144 | Units: ug/Kg

CAS NO.	COMPOUND NAME	RESULT	Q	RL	MDL	
100-41-4	Ethylbenzene	5.7	U vs	5.7	0.39	
98-82-8	Isopropylbenzene	5.7	U vs	5.7	0.85	
79-20-9	Methyl acetate	28	U vs	28	3.4	
1634-04-4	Methyl tert-butyl ether	5.7	U vs	5.7	0.56	
108-87-2	Methylcyclohexane	5.7	U vs	5.7	0.86	
75-09-2	Methylene Chloride	5.7	U vs	5.7	2.6	
100-42-5	Styrene	5.7	U vs	5.7	0.28	
127-18-4	Tetrachloroethene	5.7	U vs	5.7	0.76	
108-88-3	Toluene	5.7	U vs	5.7	0.43	
156-60-5	trans-1,2-Dichloroethene	5.7	U vs	5.7	0.58	
10061-02-6	trans-1,3-Dichloropropene	5.7	U vs	5.7	2.5	
79-01-6	Trichloroethene	5.7	U vs	5.7	1.2	
75-69-4	Trichlorofluoromethane	5.7	U vs	5.7	0.53	UJ
75-01-4	Vinyl chloride	5.7	U vs	5.7	0.69	
1330-20-7	Xylenes, Total	11	U vs	11	0.95	

CAS NO.	SURROGATE	%REC	Q	LIMITS
17060-07-0	1,2-Dichloroethane-d4 (Surr)	98		64-126
460-00-4	4-Bromofluorobenzene (Surr)	99		72-126
1868-53-7	Dibromofluoromethane (Surr)	104		60-140
2037-26-5	Toluene-d8 (Surr)	94		71-125

MKP 6/6/2022

Method 8270D

Semivolatile Organic Compounds (GC/MS) by Method 8270D

FORM I
GC/MS SEMI VOA ORGANICS ANALYSIS DATA SHEET

Lab Name: Eurofins Buffalo | Job No.: 480-198088-1

SDG No.:

Client Sample ID: B-28 | Lab Sample ID: 480-198088-1

Matrix: Solid | Lab File ID: X214826950.D

Analysis Method: 8270D | Date Collected: 05/18/2022 14:10

Extract. Method: 3550C | Date Extracted: 05/24/2022 15:19

Sample wt/vol: 30.42(g) | Date Analyzed: 05/25/2022 13:22

Con. Extract Vol.: 1(mL) | Dilution Factor: 1

Injection Volume: 1(uL) | GC Column: RXI-5Sil MS ID: 0.25(mm)

% Moisture: 16.7 % Solids: 83.3 | GPC Cleanup:(Y/N) N

Cleanup Factor: | Level: (low/med) Low

Analysis Batch No.: 627546 | Units: ug/Kg

CAS NO.	COMPOUND NAME	RESULT	Q	RL	MDL
95-95-4	2,4,5-Trichlorophenol	200	U	200	54
88-06-2	2,4,6-Trichlorophenol	200	U	200	40
120-83-2	2,4-Dichlorophenol	200	U	200	21
105-67-9	2,4-Dimethylphenol	200	U	200	49
51-28-5	2,4-Dinitrophenol	2000	U	2000	930
121-14-2	2,4-Dinitrotoluene	200	U	200	41
606-20-2	2,6-Dinitrotoluene	200	U	200	24
91-58-7	2-Chloronaphthalene	200	U	200	33
95-57-8	2-Chlorophenol	390	U	390	37
91-57-6	2-Methylnaphthalene	200	U	200	40
95-48-7	2-Methylphenol	200	U	200	24
88-74-4	2-Nitroaniline	390	U	390	30
88-75-5	2-Nitrophenol	200	U	200	57
91-94-1	3,3'-Dichlorobenzidine	390	U	390	240
99-09-2	3-Nitroaniline	390	U	390	56
534-52-1	4,6-Dinitro-2-methylphenol	390	U	390	200
101-55-3	4-Bromophenyl phenyl ether	200	U	200	28
59-50-7	4-Chloro-3-methylphenol	200	U	200	50
106-47-8	4-Chloroaniline	200	U	200	50
7005-72-3	4-Chlorophenyl phenyl ether	200	U	200	25
106-44-5	4-Methylphenol	390	U	390	24
100-01-6	4-Nitroaniline	390	U	390	110
100-02-7	4-Nitrophenol	390	U	390	140
83-32-9	Acenaphthene	200	U	200	30
208-96-8	Acenaphthylene	200	U	200	26
98-86-2	Acetophenone	200	U	200	27
120-12-7	Anthracene	200	U	200	50
1912-24-9	Atrazine	200	U	200	70
100-52-7	Benzaldehyde	200	U	200	160
56-55-3	Benzo[a]anthracene	200	U	200	20
50-32-8	Benzo[a]pyrene	200	U	200	30
205-99-2	Benzo[b]fluoranthene	200	U	200	32

FORM I
GC/MS SEMI VOA ORGANICS ANALYSIS DATA SHEET

Lab Name: Eurofins Buffalo | Job No.: 480-198088-1

SDG No.:

Client Sample ID: B-28 | Lab Sample ID: 480-198088-1

Matrix: Solid | Lab File ID: X214826950.D

Analysis Method: 8270D | Date Collected: 05/18/2022 14:10

Extract. Method: 3550C | Date Extracted: 05/24/2022 15:19

Sample wt/vol: 30.42(g) | Date Analyzed: 05/25/2022 13:22

Con. Extract Vol.: 1(mL) | Dilution Factor: 1

Injection Volume: 1(uL) | GC Column: RXI-5Sil MS ID: 0.25(mm)

% Moisture: 16.7 % Solids: 83.3 | GPC Cleanup:(Y/N) N

Cleanup Factor: | Level: (low/med) Low

Analysis Batch No.: 627546 | Units: ug/Kg

CAS NO.	COMPOUND NAME	RESULT	Q	RL	MDL	
191-24-2	Benzo[g,h,i]perylene	200	U	200	21	
207-08-9	Benzo[k]fluoranthene	200	U	200	26	
92-52-4	Biphenyl	200	U	200	30	
108-60-1	bis (2-chloroisopropyl) ether	200	U	200	40	
111-91-1	Bis(2-chloroethoxy)methane	200	U	200	43	
111-44-4	Bis(2-chloroethyl)ether	200	U	200	26	
117-81-7	Bis(2-ethylhexyl) phthalate	200	U	200	69	
85-68-7	Butyl benzyl phthalate	200	U	200	33	
105-60-2	Caprolactam	200	U	200	60	
86-74-8	Carbazole	200	U	200	24	
218-01-9	Chrysene	200	U	200	45	
53-70-3	Dibenz(a,h)anthracene	200	U	200	36	
132-64-9	Dibenzofuran	200	U	200	24	
84-66-2	Diethyl phthalate	200	U	200	26	
131-11-3	Dimethyl phthalate	200	U	200	24	
84-74-2	Di-n-butyl phthalate	200 UJ ~~120~~	J B	200	34	UJ
117-84-0	Di-n-octyl phthalate	200	U	200	24	
206-44-0	Fluoranthene	200	U	200	21	
86-73-7	Fluorene	200	U	200	24	
118-74-1	Hexachlorobenzene	200	U	200	27	
87-68-3	Hexachlorobutadiene	200	U	200	30	
77-47-4	Hexachlorocyclopentadiene	200	U	200	27	
67-72-1	Hexachloroethane	200	U	200	26	
193-39-5	Indeno[1,2,3-cd]pyrene	200	U	200	25	
78-59-1	Isophorone	200	U	200	43	
91-20-3	Naphthalene	200	U	200	26	
98-95-3	Nitrobenzene	200	U	200	22	
621-64-7	N-Nitrosodi-n-propylamine	200	U	200	34	
86-30-6	N-Nitrosodiphenylamine	200	U	200	160	
87-86-5	Pentachlorophenol	390	U	390	200	
85-01-8	Phenanthrene	200	U	200	30	
108-95-2	Phenol	200	U	200	31	

MKP 6/6/2022

FORM I
GC/MS SEMI VOA ORGANICS ANALYSIS DATA SHEET

Lab Name: Eurofins Buffalo
Job No.: 480-198088-1
SDG No.:
Client Sample ID: B-28
Lab Sample ID: 480-198088-1
Matrix: Solid
Lab File ID: X214826950.D
Analysis Method: 8270D
Date Collected: 05/18/2022 14:10
Extract. Method: 3550C
Date Extracted: 05/24/2022 15:19
Sample wt/vol: 30.42(g)
Date Analyzed: 05/25/2022 13:22
Con. Extract Vol.: 1(mL)
Dilution Factor: 1
Injection Volume: 1(uL)
GC Column: RXI-5Sil MS ID: 0.25(mm)
% Moisture: 16.7 % Solids: 83.3
GPC Cleanup:(Y/N) N
Cleanup Factor:
Level: (low/med) Low
Analysis Batch No.: 627546
Units: ug/Kg

CAS NO.	COMPOUND NAME	RESULT	Q	RL	MDL
129-00-0	Pyrene	200	U	200	24

CAS NO.	SURROGATE	%REC	Q	LIMITS
118-79-6	2,4,6-Tribromophenol (Surr)	101		54-120
321-60-8	2-Fluorobiphenyl (Surr)	89		60-120
367-12-4	2-Fluorophenol (Surr)	79		52-120
4165-60-0	Nitrobenzene-d5 (Surr)	85		53-120
4165-62-2	Phenol-d5 (Surr)	86		54-120
1718-51-0	p-Terphenyl-d14 (Surr)	109		79-130

FORM I
GC/MS SEMI VOA ORGANICS ANALYSIS DATA SHEET

Lab Name: Eurofins Buffalo | Job No.: 480-198088-1

SDG No.:

Client Sample ID: B-29 | Lab Sample ID: 480-198088-2

Matrix: Solid | Lab File ID: X214826949.D

Analysis Method: 8270D | Date Collected: 05/18/2022 14:20

Extract. Method: 3550C | Date Extracted: 05/24/2022 15:19

Sample wt/vol: 30.69(g) | Date Analyzed: 05/25/2022 12:57

Con. Extract Vol.: 1(mL) | Dilution Factor: 1

Injection Volume: 1(uL) | GC Column: RXI-5Sil MS ID: 0.25(mm)

% Moisture: 16.0 % Solids: 84.0 | GPC Cleanup:(Y/N) N

Cleanup Factor: | Level: (low/med) Low

Analysis Batch No.: 627546 | Units: ug/Kg

CAS NO.	COMPOUND NAME	RESULT	Q	RL	MDL
95-95-4	2,4,5-Trichlorophenol	200	U	200	54
88-06-2	2,4,6-Trichlorophenol	200	U	200	40
120-83-2	2,4-Dichlorophenol	200	U	200	21
105-67-9	2,4-Dimethylphenol	200	U	200	48
51-28-5	2,4-Dinitrophenol	1900	U	1900	910
121-14-2	2,4-Dinitrotoluene	200	U	200	41
606-20-2	2,6-Dinitrotoluene	200	U	200	23
91-58-7	2-Chloronaphthalene	200	U	200	33
95-57-8	2-Chlorophenol	380	U	380	36
91-57-6	2-Methylnaphthalene	200	U	200	40
95-48-7	2-Methylphenol	200	U	200	23
88-74-4	2-Nitroaniline	380	U	380	29
88-75-5	2-Nitrophenol	200	U	200	56
91-94-1	3,3'-Dichlorobenzidine	380	U	380	230
99-09-2	3-Nitroaniline	380	U	380	55
534-52-1	4,6-Dinitro-2-methylphenol	380	U	380	200
101-55-3	4-Bromophenyl phenyl ether	200	U	200	28
59-50-7	4-Chloro-3-methylphenol	200	U	200	49
106-47-8	4-Chloroaniline	200	U	200	49
7005-72-3	4-Chlorophenyl phenyl ether	200	U	200	24
106-44-5	4-Methylphenol	380	U	380	23
100-01-6	4-Nitroaniline	380	U	380	100
100-02-7	4-Nitrophenol	380	U	380	140
83-32-9	Acenaphthene	200	U	200	29
208-96-8	Acenaphthylene	200	U	200	26
98-86-2	Acetophenone	200	U	200	27
120-12-7	Anthracene	200	U	200	49
1912-24-9	Atrazine	200	U	200	69
100-52-7	Benzaldehyde	200	U F2	200	160
56-55-3	Benzo[a]anthracene	200	U	200	20
50-32-8	Benzo[a]pyrene	200	U	200	29
205-99-2	Benzo[b]fluoranthene	200	U	200	31

FORM I
GC/MS SEMI VOA ORGANICS ANALYSIS DATA SHEET

Lab Name: Eurofins Buffalo | Job No.: 480-198088-1

SDG No.:

Client Sample ID: B-29 | Lab Sample ID: 480-198088-2

Matrix: Solid | Lab File ID: X214826949.D

Analysis Method: 8270D | Date Collected: 05/18/2022 14:20

Extract. Method: 3550C | Date Extracted: 05/24/2022 15:19

Sample wt/vol: 30.69(g) | Date Analyzed: 05/25/2022 12:57

Con. Extract Vol.: 1(mL) | Dilution Factor: 1

Injection Volume: 1(uL) | GC Column: RXI-5Sil MS ID: 0.25(mm)

% Moisture: 16.0 % Solids: 84.0 | GPC Cleanup:(Y/N) N

Cleanup Factor: | Level: (low/med) Low

Analysis Batch No.: 627546 | Units: ug/Kg

CAS NO.	COMPOUND NAME	RESULT	Q	RL	MDL	
191-24-2	Benzo[g,h,i]perylene	200	U	200	21	
207-08-9	Benzo[k]fluoranthene	200	U	200	26	
92-52-4	Biphenyl	200	U	200	29	
108-60-1	bis (2-chloroisopropyl) ether	200	U	200	40	
111-91-1	Bis(2-chloroethoxy)methane	200	U	200	42	
111-44-4	Bis(2-chloroethyl)ether	200	U	200	26	
117-81-7	Bis(2-ethylhexyl) phthalate	200	U	200	67	
85-68-7	Butyl benzyl phthalate	200	U	200	33	
105-60-2	Caprolactam	200	U	200	59	
86-74-8	Carbazole	200	U	200	23	
218-01-9	Chrysene	200	U	200	44	
53-70-3	Dibenz(a,h)anthracene	200	U	200	35	
132-64-9	Dibenzofuran	200	U	200	23	
84-66-2	Diethyl phthalate	200	U	200	26	
131-11-3	Dimethyl phthalate	200	U	200	23	
84-74-2	Di-n-butyl phthalate	200 UJ ~~130~~	J B	200	34	
117-84-0	Di-n-octyl phthalate	200	U	200	23	
206-44-0	Fluoranthene	200	U	200	21	
86-73-7	Fluorene	200	U	200	23	
118-74-1	Hexachlorobenzene	200	U	200	27	
87-68-3	Hexachlorobutadiene	200	U	200	29	
77-47-4	Hexachlorocyclopentadiene	200	U	200	27	UJ
67-72-1	Hexachloroethane	200	U	200	26	
193-39-5	Indeno[1,2,3-cd]pyrene	200	U	200	24	
78-59-1	Isophorone	200	U	200	42	
91-20-3	Naphthalene	200	U	200	26	
98-95-3	Nitrobenzene	200	U	200	22	
621-64-7	N-Nitrosodi-n-propylamine	200	U	200	34	
86-30-6	N-Nitrosodiphenylamine	200	U	200	160	
87-86-5	Pentachlorophenol	380	U	380	200	
85-01-8	Phenanthrene	200	U	200	29	
108-95-2	Phenol	200	U	200	30	

MKP 6/6/2022

FORM I
GC/MS SEMI VOA ORGANICS ANALYSIS DATA SHEET

Lab Name: Eurofins Buffalo
Job No.: 480-198088-1
SDG No.:
Client Sample ID: B-29
Lab Sample ID: 480-198088-2
Matrix: Solid
Lab File ID: X214826949.D
Analysis Method: 8270D
Date Collected: 05/18/2022 14:20
Extract. Method: 3550C
Date Extracted: 05/24/2022 15:19
Sample wt/vol: 30.69(g)
Date Analyzed: 05/25/2022 12:57
Con. Extract Vol.: 1(mL)
Dilution Factor: 1
Injection Volume: 1(uL)
GC Column: RXI-5Sil MS ID: 0.25(mm)
% Moisture: 16.0 % Solids: 84.0
GPC Cleanup:(Y/N) N
Cleanup Factor:
Level: (low/med) Low
Analysis Batch No.: 627546
Units: ug/Kg

CAS NO.	COMPOUND NAME	RESULT	Q	RL	MDL
129-00-0	Pyrene	200	U	200	23

CAS NO.	SURROGATE	%REC	Q	LIMITS
118-79-6	2,4,6-Tribromophenol (Surr)	99		54-120
321-60-8	2-Fluorobiphenyl (Surr)	89		60-120
367-12-4	2-Fluorophenol (Surr)	78		52-120
4165-60-0	Nitrobenzene-d5 (Surr)	85		53-120
4165-62-2	Phenol-d5 (Surr)	81		54-120
1718-51-0	p-Terphenyl-d14 (Surr)	107		79-130

FORM I
GC/MS SEMI VOA ORGANICS ANALYSIS DATA SHEET

Lab Name: Eurofins Buffalo
Job No.: 480-198088-1
SDG No.:
Client Sample ID: B-43
Lab Sample ID: 480-198088-3
Matrix: Solid
Lab File ID: X214826951.D
Analysis Method: 8270D
Date Collected: 05/18/2022 14:30
Extract. Method: 3550C
Date Extracted: 05/24/2022 15:19
Sample wt/vol: 30.51(g)
Date Analyzed: 05/25/2022 13:47
Con. Extract Vol.: 1(mL)
Dilution Factor: 1
Injection Volume: 1(uL)
GC Column: RXI-5Sil MS ID: 0.25(mm)
% Moisture: 9.4 % Solids: 90.6
GPC Cleanup:(Y/N) N
Cleanup Factor:
Level: (low/med) Low
Analysis Batch No.: 627546
Units: ug/Kg

CAS NO.	COMPOUND NAME	RESULT	Q	RL	MDL
95-95-4	2,4,5-Trichlorophenol	180	U	180	50
88-06-2	2,4,6-Trichlorophenol	180	U	180	37
120-83-2	2,4-Dichlorophenol	180	U	180	20
105-67-9	2,4-Dimethylphenol	180	U	180	45
51-28-5	2,4-Dinitrophenol	1800	U	1800	850
121-14-2	2,4-Dinitrotoluene	180	U	180	38
606-20-2	2,6-Dinitrotoluene	180	U	180	22
91-58-7	2-Chloronaphthalene	180	U	180	30
95-57-8	2-Chlorophenol	360	U	360	34
91-57-6	2-Methylnaphthalene	180	U	180	37
95-48-7	2-Methylphenol	180	U	180	22
88-74-4	2-Nitroaniline	360	U	360	27
88-75-5	2-Nitrophenol	180	U	180	52
91-94-1	3,3'-Dichlorobenzidine	360	U	360	220
99-09-2	3-Nitroaniline	360	U	360	51
534-52-1	4,6-Dinitro-2-methylphenol	360	U	360	180
101-55-3	4-Bromophenyl phenyl ether	180	U	180	26
59-50-7	4-Chloro-3-methylphenol	180	U	180	46
106-47-8	4-Chloroaniline	180	U	180	46
7005-72-3	4-Chlorophenyl phenyl ether	180	U	180	23
106-44-5	4-Methylphenol	360	U	360	22
100-01-6	4-Nitroaniline	360	U	360	97
100-02-7	4-Nitrophenol	360	U	360	130
83-32-9	Acenaphthene	180	U	180	27
208-96-8	Acenaphthylene	180	U	180	24
98-86-2	Acetophenone	180	U	180	25
120-12-7	Anthracene	180	U	180	46
1912-24-9	Atrazine	180	U	180	64
100-52-7	Benzaldehyde	180	U	180	150
56-55-3	Benzo[a]anthracene	180	U	180	18
50-32-8	Benzo[a]pyrene	180	U	180	27
205-99-2	Benzo[b]fluoranthene	180	U	180	29

FORM I
GC/MS SEMI VOA ORGANICS ANALYSIS DATA SHEET

Lab Name: Eurofins Buffalo | Job No.: 480-198088-1

SDG No.:

Client Sample ID: B-43 | Lab Sample ID: 480-198088-3

Matrix: Solid | Lab File ID: X214826951.D

Analysis Method: 8270D | Date Collected: 05/18/2022 14:30

Extract. Method: 3550C | Date Extracted: 05/24/2022 15:19

Sample wt/vol: 30.51(g) | Date Analyzed: 05/25/2022 13:47

Con. Extract Vol.: 1(mL) | Dilution Factor: 1

Injection Volume: 1(uL) | GC Column: RXI-5Sil MS ID: 0.25(mm)

% Moisture: 9.4 % Solids: 90.6 | GPC Cleanup:(Y/N) N

Cleanup Factor: | Level: (low/med) Low

Analysis Batch No.: 627546 | Units: ug/Kg

CAS NO.	COMPOUND NAME	RESULT	Q	RL	MDL
191-24-2	Benzo[g,h,i]perylene	180	U	180	20
207-08-9	Benzo[k]fluoranthene	180	U	180	24
92-52-4	Biphenyl	180	U	180	27
108-60-1	bis (2-chloroisopropyl) ether	180	U	180	37
111-91-1	Bis(2-chloroethoxy)methane	180	U	180	39
111-44-4	Bis(2-chloroethyl)ether	180	U	180	24
117-81-7	Bis(2-ethylhexyl) phthalate	180	U	180	63
85-68-7	Butyl benzyl phthalate	180	U	180	30
105-60-2	Caprolactam	180	U	180	55
86-74-8	Carbazole	180	U	180	22
218-01-9	Chrysene	180	U	180	41
53-70-3	Dibenz(a,h)anthracene	180	U	180	33
132-64-9	Dibenzofuran	180	U	180	22
84-66-2	Diethyl phthalate	180	U	180	24
131-11-3	Dimethyl phthalate	180	U	180	22
84-74-2	Di-n-butyl phthalate	180 UJ ~~92~~	J B	180	31
117-84-0	Di-n-octyl phthalate	180	U	180	22
206-44-0	Fluoranthene	180	U	180	20
86-73-7	Fluorene	180	U	180	22
118-74-1	Hexachlorobenzene	180	U	180	25
87-68-3	Hexachlorobutadiene	180	U	180	27
77-47-4	Hexachlorocyclopentadiene	180	U	180	25 UJ
67-72-1	Hexachloroethane	180	U	180	24
193-39-5	Indeno[1,2,3-cd]pyrene	180	U	180	23
78-59-1	Isophorone	180	U	180	39
91-20-3	Naphthalene	180	U	180	24
98-95-3	Nitrobenzene	180	U	180	21
621-64-7	N-Nitrosodi-n-propylamine	180	U	180	31
86-30-6	N-Nitrosodiphenylamine	180	U	180	150
87-86-5	Pentachlorophenol	360	U	360	180
85-01-8	Phenanthrene	180	U	180	27
108-95-2	Phenol	180	U	180	28

MKP 6/6/2022

FORM I
GC/MS SEMI VOA ORGANICS ANALYSIS DATA SHEET

Lab Name: Eurofins Buffalo
Job No.: 480-198088-1
SDG No.:
Client Sample ID: B-43
Lab Sample ID: 480-198088-3
Matrix: Solid
Lab File ID: X214826951.D
Analysis Method: 8270D
Date Collected: 05/18/2022 14:30
Extract. Method: 3550C
Date Extracted: 05/24/2022 15:19
Sample wt/vol: 30.51(g)
Date Analyzed: 05/25/2022 13:47
Con. Extract Vol.: 1(mL)
Dilution Factor: 1
Injection Volume: 1(uL)
GC Column: RXI-5Sil MS ID: 0.25(mm)
% Moisture: 9.4 % Solids: 90.6
GPC Cleanup:(Y/N) N
Cleanup Factor:
Level: (low/med) Low
Analysis Batch No.: 627546
Units: ug/Kg

CAS NO.	COMPOUND NAME	RESULT	Q	RL	MDL
129-00-0	Pyrene	180	U	180	22

CAS NO.	SURROGATE	%REC	Q	LIMITS
118-79-6	2,4,6-Tribromophenol (Surr)	98		54-120
321-60-8	2-Fluorobiphenyl (Surr)	92		60-120
367-12-4	2-Fluorophenol (Surr)	81		52-120
4165-60-0	Nitrobenzene-d5 (Surr)	84		53-120
4165-62-2	Phenol-d5 (Surr)	85		54-120
1718-51-0	p-Terphenyl-d14 (Surr)	110		79-130

FORM I
GC/MS SEMI VOA ORGANICS ANALYSIS DATA SHEET

Lab Name: Eurofins Buffalo | Job No.: 480-198088-1

SDG No.:

Client Sample ID: B-44 | Lab Sample ID: 480-198088-4

Matrix: Solid | Lab File ID: X214826952.D

Analysis Method: 8270D | Date Collected: 05/18/2022 14:40

Extract. Method: 3550C | Date Extracted: 05/24/2022 15:19

Sample wt/vol: 30.71(g) | Date Analyzed: 05/25/2022 14:12

Con. Extract Vol.: 1(mL) | Dilution Factor: 1

Injection Volume: 1(uL) | GC Column: RXI-5Sil MS ID: 0.25(mm)

% Moisture: 6.6 % Solids: 93.4 | GPC Cleanup:(Y/N) N

Cleanup Factor: | Level: (low/med) Low

Analysis Batch No.: 627546 | Units: ug/Kg

CAS NO.	COMPOUND NAME	RESULT	Q	RL	MDL
95-95-4	2,4,5-Trichlorophenol	180	U	180	48
88-06-2	2,4,6-Trichlorophenol	180	U	180	36
120-83-2	2,4-Dichlorophenol	180	U	180	19
105-67-9	2,4-Dimethylphenol	180	U	180	43
51-28-5	2,4-Dinitrophenol	1700	U	1700	820
121-14-2	2,4-Dinitrotoluene	180	U	180	37
606-20-2	2,6-Dinitrotoluene	180	U	180	21
91-58-7	2-Chloronaphthalene	180	U	180	29
95-57-8	2-Chlorophenol	350	U	350	32
91-57-6	2-Methylnaphthalene	180	U	180	36
95-48-7	2-Methylphenol	180	U	180	21
88-74-4	2-Nitroaniline	350	U	350	26
88-75-5	2-Nitrophenol	180	U	180	50
91-94-1	3,3'-Dichlorobenzidine	350	U	350	210
99-09-2	3-Nitroaniline	350	U	350	49
534-52-1	4,6-Dinitro-2-methylphenol	350	U	350	180
101-55-3	4-Bromophenyl phenyl ether	180	U	180	25
59-50-7	4-Chloro-3-methylphenol	180	U	180	44
106-47-8	4-Chloroaniline	180	U	180	44
7005-72-3	4-Chlorophenyl phenyl ether	180	U	180	22
106-44-5	4-Methylphenol	350	U	350	21
100-01-6	4-Nitroaniline	350	U	350	93
100-02-7	4-Nitrophenol	350	U	350	120
83-32-9	Acenaphthene	180	U	180	26
208-96-8	Acenaphthylene	180	U	180	23
98-86-2	Acetophenone	180	U	180	24
120-12-7	Anthracene	180	U	180	44
1912-24-9	Atrazine	180	U	180	62
100-52-7	Benzaldehyde	180	U	180	140
56-55-3	Benzo[a]anthracene	180	U	180	18
50-32-8	Benzo[a]pyrene	180	U	180	26
205-99-2	Benzo[b]fluoranthene	180	U	180	28

FORM I
GC/MS SEMI VOA ORGANICS ANALYSIS DATA SHEET

Lab Name: Eurofins Buffalo | Job No.: 480-198088-1

SDG No.:

Client Sample ID: B-44 | Lab Sample ID: 480-198088-4

Matrix: Solid | Lab File ID: X214826952.D

Analysis Method: 8270D | Date Collected: 05/18/2022 14:40

Extract. Method: 3550C | Date Extracted: 05/24/2022 15:19

Sample wt/vol: 30.71(g) | Date Analyzed: 05/25/2022 14:12

Con. Extract Vol.: 1(mL) | Dilution Factor: 1

Injection Volume: 1(uL) | GC Column: RXI-5Sil MS ID: 0.25(mm)

% Moisture: 6.6 % Solids: 93.4 | GPC Cleanup:(Y/N) N

Cleanup Factor: | Level: (low/med) Low

Analysis Batch No.: 627546 | Units: ug/Kg

CAS NO.	COMPOUND NAME	RESULT	Q	RL	MDL
191-24-2	Benzo[g,h,i]perylene	180	U	180	19
207-08-9	Benzo[k]fluoranthene	180	U	180	23
92-52-4	Biphenyl	180	U	180	26
108-60-1	bis (2-chloroisopropyl) ether	180	U	180	36
111-91-1	Bis(2-chloroethoxy)methane	180	U	180	38
111-44-4	Bis(2-chloroethyl)ether	180	U	180	23
117-81-7	Bis(2-ethylhexyl) phthalate	180	U	180	61
85-68-7	Butyl benzyl phthalate	180	U	180	29
105-60-2	Caprolactam	180	U	180	53
86-74-8	Carbazole	180	U	180	21
218-01-9	Chrysene	180	U	180	40
53-70-3	Dibenz(a,h)anthracene	180	U	180	31
132-64-9	Dibenzofuran	180	U	180	21
84-66-2	Diethyl phthalate	180	U	180	23
131-11-3	Dimethyl phthalate	180	U	180	21
84-74-2	Di-n-butyl phthalate	180 UJ ~~130~~	J B	180	30
117-84-0	Di-n-octyl phthalate	180	U	180	21
206-44-0	Fluoranthene	180	U	180	19
86-73-7	Fluorene	180	U	180	21
118-74-1	Hexachlorobenzene	180	U	180	24
87-68-3	Hexachlorobutadiene	180	U	180	26
77-47-4	Hexachlorocyclopentadiene	180	U	180	24 UJ
67-72-1	Hexachloroethane	180	U	180	23
193-39-5	Indeno[1,2,3-cd]pyrene	180	U	180	22
78-59-1	Isophorone	180	U	180	38
91-20-3	Naphthalene	180	U	180	23
98-95-3	Nitrobenzene	180	U	180	20
621-64-7	N-Nitrosodi-n-propylamine	180	U	180	30
86-30-6	N-Nitrosodiphenylamine	180	U	180	140
87-86-5	Pentachlorophenol	350	U	350	180
85-01-8	Phenanthrene	180	U	180	26
108-95-2	Phenol	180	U	180	27

MKP 6/6/2022

FORM I
GC/MS SEMI VOA ORGANICS ANALYSIS DATA SHEET

Lab Name: Eurofins Buffalo
Job No.: 480-198088-1
SDG No.:
Client Sample ID: B-44
Lab Sample ID: 480-198088-4
Matrix: Solid
Lab File ID: X214826952.D
Analysis Method: 8270D
Date Collected: 05/18/2022 14:40
Extract. Method: 3550C
Date Extracted: 05/24/2022 15:19
Sample wt/vol: 30.71(g)
Date Analyzed: 05/25/2022 14:12
Con. Extract Vol.: 1(mL)
Dilution Factor: 1
Injection Volume: 1(uL)
GC Column: RXI-5Sil MS ID: 0.25(mm)
% Moisture: 6.6 % Solids: 93.4
GPC Cleanup:(Y/N) N
Cleanup Factor:
Level: (low/med) Low
Analysis Batch No.: 627546
Units: ug/Kg

CAS NO.	COMPOUND NAME	RESULT	Q	RL	MDL
129-00-0	Pyrene	180	U	180	21

CAS NO.	SURROGATE	%REC	Q	LIMITS
118-79-6	2,4,6-Tribromophenol (Surr)	97		54-120
321-60-8	2-Fluorobiphenyl (Surr)	89		60-120
367-12-4	2-Fluorophenol (Surr)	76		52-120
4165-60-0	Nitrobenzene-d5 (Surr)	80		53-120
4165-62-2	Phenol-d5 (Surr)	81		54-120
1718-51-0	p-Terphenyl-d14 (Surr)	106		79-130

FORM I
GC/MS SEMI VOA ORGANICS ANALYSIS DATA SHEET

Lab Name: Eurofins Buffalo | Job No.: 480-198088-1

SDG No.:

Client Sample ID: B-45 | Lab Sample ID: 480-198088-5

Matrix: Solid | Lab File ID: X214826953.D

Analysis Method: 8270D | Date Collected: 05/18/2022 14:50

Extract. Method: 3550C | Date Extracted: 05/24/2022 15:19

Sample wt/vol: 30.39(g) | Date Analyzed: 05/25/2022 14:37

Con. Extract Vol.: 1(mL) | Dilution Factor: 1

Injection Volume: 1(uL) | GC Column: RXI-5Sil MS ID: 0.25(mm)

% Moisture: 6.9 % Solids: 93.1 | GPC Cleanup:(Y/N) N

Cleanup Factor: | Level: (low/med) Low

Analysis Batch No.: 627546 | Units: ug/Kg

CAS NO.	COMPOUND NAME	RESULT	Q	RL	MDL
95-95-4	2,4,5-Trichlorophenol	180	U	180	49
88-06-2	2,4,6-Trichlorophenol	180	U	180	36
120-83-2	2,4-Dichlorophenol	180	U	180	19
105-67-9	2,4-Dimethylphenol	180	U	180	43
51-28-5	2,4-Dinitrophenol	1800	U	1800	830
121-14-2	2,4-Dinitrotoluene	180	U	180	37
606-20-2	2,6-Dinitrotoluene	180	U	180	21
91-58-7	2-Chloronaphthalene	180	U	180	30
95-57-8	2-Chlorophenol	350	U	350	33
91-57-6	2-Methylnaphthalene	180	U	180	36
95-48-7	2-Methylphenol	180	U	180	21
88-74-4	2-Nitroaniline	350	U	350	27
88-75-5	2-Nitrophenol	180	U	180	51
91-94-1	3,3'-Dichlorobenzidine	350	U	350	210
99-09-2	3-Nitroaniline	350	U	350	50
534-52-1	4,6-Dinitro-2-methylphenol	350	U	350	180
101-55-3	4-Bromophenyl phenyl ether	180	U	180	25
59-50-7	4-Chloro-3-methylphenol	180	U	180	45
106-47-8	4-Chloroaniline	180	U	180	45
7005-72-3	4-Chlorophenyl phenyl ether	180	U	180	22
106-44-5	4-Methylphenol	350	U	350	21
100-01-6	4-Nitroaniline	350	U	350	94
100-02-7	4-Nitrophenol	350	U	350	130
83-32-9	Acenaphthene	180	U	180	27
208-96-8	Acenaphthylene	180	U	180	23
98-86-2	Acetophenone	180	U	180	24
120-12-7	Anthracene	180	U	180	45
1912-24-9	Atrazine	180	U	180	63
100-52-7	Benzaldehyde	180	U	180	140
56-55-3	Benzo[a]anthracene	180	U	180	18
50-32-8	Benzo[a]pyrene	180	U	180	27
205-99-2	Benzo[b]fluoranthene	180	U	180	29

FORM I
GC/MS SEMI VOA ORGANICS ANALYSIS DATA SHEET

Lab Name: Eurofins Buffalo | Job No.: 480-198088-1

SDG No.:

Client Sample ID: B-45 | Lab Sample ID: 480-198088-5

Matrix: Solid | Lab File ID: X214826953.D

Analysis Method: 8270D | Date Collected: 05/18/2022 14:50

Extract. Method: 3550C | Date Extracted: 05/24/2022 15:19

Sample wt/vol: 30.39(g) | Date Analyzed: 05/25/2022 14:37

Con. Extract Vol.: 1(mL) | Dilution Factor: 1

Injection Volume: 1(uL) | GC Column: RXI-5Sil MS ID: 0.25(mm)

% Moisture: 6.9 % Solids: 93.1 | GPC Cleanup:(Y/N) N

Cleanup Factor: | Level: (low/med) Low

Analysis Batch No.: 627546 | Units: ug/Kg

CAS NO.	COMPOUND NAME	RESULT	Q	RL	MDL
191-24-2	Benzo[g,h,i]perylene	180	U	180	19
207-08-9	Benzo[k]fluoranthene	180	U	180	23
92-52-4	Biphenyl	180	U	180	27
108-60-1	bis (2-chloroisopropyl) ether	180	U	180	36
111-91-1	Bis(2-chloroethoxy)methane	180	U	180	38
111-44-4	Bis(2-chloroethyl)ether	180	U	180	23
117-81-7	Bis(2-ethylhexyl) phthalate	180	U	180	61
85-68-7	Butyl benzyl phthalate	180	U	180	30
105-60-2	Caprolactam	180	U	180	54
86-74-8	Carbazole	180	U	180	21
218-01-9	Chrysene	180	U	180	40
53-70-3	Dibenz(a,h)anthracene	180	U	180	32
132-64-9	Dibenzofuran	180	U	180	21
84-66-2	Diethyl phthalate	180	U	180	23
131-11-3	Dimethyl phthalate	180	U	180	21
84-74-2	Di-n-butyl phthalate	180 UJ ~~180~~	~~B~~	180	31
117-84-0	Di-n-octyl phthalate	180	U	180	21
206-44-0	Fluoranthene	180	U	180	19
86-73-7	Fluorene	180	U	180	21
118-74-1	Hexachlorobenzene	180	U	180	24
87-68-3	Hexachlorobutadiene	180	U	180	27
77-47-4	Hexachlorocyclopentadiene	180	U	180	24 UJ
67-72-1	Hexachloroethane	180	U	180	23
193-39-5	Indeno[1,2,3-cd]pyrene	180	U	180	22
78-59-1	Isophorone	180	U	180	38
91-20-3	Naphthalene	180	U	180	23
98-95-3	Nitrobenzene	180	U	180	20
621-64-7	N-Nitrosodi-n-propylamine	180	U	180	31
86-30-6	N-Nitrosodiphenylamine	180	U	180	150
87-86-5	Pentachlorophenol	350	U	350	180
85-01-8	Phenanthrene	180	U	180	27
108-95-2	Phenol	180	U	180	28

MKP 6/6/2022

FORM I
GC/MS SEMI VOA ORGANICS ANALYSIS DATA SHEET

Lab Name: Eurofins Buffalo
Job No.: 480-198088-1
SDG No.:
Client Sample ID: B-45
Lab Sample ID: 480-198088-5
Matrix: Solid
Lab File ID: X214826953.D
Analysis Method: 8270D
Date Collected: 05/18/2022 14:50
Extract. Method: 3550C
Date Extracted: 05/24/2022 15:19
Sample wt/vol: 30.39(g)
Date Analyzed: 05/25/2022 14:37
Con. Extract Vol.: 1(mL)
Dilution Factor: 1
Injection Volume: 1(uL)
GC Column: RXI-5Sil MS ID: 0.25(mm)
% Moisture: 6.9 % Solids: 93.1
GPC Cleanup:(Y/N) N
Cleanup Factor:
Level: (low/med) Low
Analysis Batch No.: 627546
Units: ug/Kg

CAS NO.	COMPOUND NAME	RESULT	Q	RL	MDL
129-00-0	Pyrene	180	U	180	21

CAS NO.	SURROGATE	%REC	Q	LIMITS
118-79-6	2,4,6-Tribromophenol (Surr)	102		54-120
321-60-8	2-Fluorobiphenyl (Surr)	96		60-120
367-12-4	2-Fluorophenol (Surr)	82		52-120
4165-60-0	Nitrobenzene-d5 (Surr)	87		53-120
4165-62-2	Phenol-d5 (Surr)	86		54-120
1718-51-0	p-Terphenyl-d14 (Surr)	115		79-130

FORM I
GC/MS SEMI VOA ORGANICS ANALYSIS DATA SHEET

Lab Name: Eurofins Buffalo | Job No.: 480-198088-1

SDG No.:

Client Sample ID: B-54 | Lab Sample ID: 480-198088-6

Matrix: Solid | Lab File ID: X214826954.D

Analysis Method: 8270D | Date Collected: 05/18/2022 15:00

Extract. Method: 3550C | Date Extracted: 05/24/2022 15:19

Sample wt/vol: 30.67(g) | Date Analyzed: 05/25/2022 15:02

Con. Extract Vol.: 1(mL) | Dilution Factor: 1

Injection Volume: 1(uL) | GC Column: RXI-5Sil MS ID: 0.25(mm)

% Moisture: 12.6 % Solids: 87.4 | GPC Cleanup:(Y/N) N

Cleanup Factor: | Level: (low/med) Low

Analysis Batch No.: 627546 | Units: ug/Kg

CAS NO.	COMPOUND NAME	RESULT	Q	RL	MDL
95-95-4	2,4,5-Trichlorophenol	190	U	190	51
88-06-2	2,4,6-Trichlorophenol	190	U	190	38
120-83-2	2,4-Dichlorophenol	190	U	190	20
105-67-9	2,4-Dimethylphenol	190	U	190	46
51-28-5	2,4-Dinitrophenol	1900	U	1900	880
121-14-2	2,4-Dinitrotoluene	190	U	190	39
606-20-2	2,6-Dinitrotoluene	190	U	190	22
91-58-7	2-Chloronaphthalene	190	U	190	31
95-57-8	2-Chlorophenol	370	U	370	35
91-57-6	2-Methylnaphthalene	190	U	190	38
95-48-7	2-Methylphenol	190	U	190	22
88-74-4	2-Nitroaniline	370	U	370	28
88-75-5	2-Nitrophenol	190	U	190	54
91-94-1	3,3'-Dichlorobenzidine	370	U	370	220
99-09-2	3-Nitroaniline	370	U	370	53
534-52-1	4,6-Dinitro-2-methylphenol	370	U	370	190
101-55-3	4-Bromophenyl phenyl ether	190	U	190	27
59-50-7	4-Chloro-3-methylphenol	190	U	190	47
106-47-8	4-Chloroaniline	190	U	190	47
7005-72-3	4-Chlorophenyl phenyl ether	190	U	190	24
106-44-5	4-Methylphenol	370	U	370	22
100-01-6	4-Nitroaniline	370	U	370	100
100-02-7	4-Nitrophenol	370	U	370	130
83-32-9	Acenaphthene	190	U	190	28
208-96-8	Acenaphthylene	190	U	190	25
98-86-2	Acetophenone	190	U	190	26
120-12-7	Anthracene	190	U	190	47
1912-24-9	Atrazine	190	U	190	66
100-52-7	Benzaldehyde	190	U	190	150
56-55-3	Benzo[a]anthracene	190	U	190	19
50-32-8	Benzo[a]pyrene	190	U	190	28
205-99-2	Benzo[b]fluoranthene	190	U	190	30

FORM I
GC/MS SEMI VOA ORGANICS ANALYSIS DATA SHEET

Lab Name: Eurofins Buffalo | Job No.: 480-198088-1
SDG No.:
Client Sample ID: B-54 | Lab Sample ID: 480-198088-6
Matrix: Solid | Lab File ID: X214826954.D
Analysis Method: 8270D | Date Collected: 05/18/2022 15:00
Extract. Method: 3550C | Date Extracted: 05/24/2022 15:19
Sample wt/vol: 30.67(g) | Date Analyzed: 05/25/2022 15:02
Con. Extract Vol.: 1(mL) | Dilution Factor: 1
Injection Volume: 1(uL) | GC Column: RXI-5Sil MS ID: 0.25(mm)
% Moisture: 12.6 % Solids: 87.4 | GPC Cleanup:(Y/N) N
Cleanup Factor: | Level: (low/med) Low
Analysis Batch No.: 627546 | Units: ug/Kg

CAS NO.	COMPOUND NAME	RESULT	Q	RL	MDL
191-24-2	Benzo[g,h,i]perylene	190	U	190	20
207-08-9	Benzo[k]fluoranthene	190	U	190	25
92-52-4	Biphenyl	190	U	190	28
108-60-1	bis (2-chloroisopropyl) ether	190	U	190	38
111-91-1	Bis(2-chloroethoxy)methane	190	U	190	40
111-44-4	Bis(2-chloroethyl)ether	190	U	190	25
117-81-7	Bis(2-ethylhexyl) phthalate	190	U	190	65
85-68-7	Butyl benzyl phthalate	190	U	190	31
105-60-2	Caprolactam	190	U	190	57
86-74-8	Carbazole	190	U	190	22
218-01-9	Chrysene	190	U	190	43
53-70-3	Dibenz(a,h)anthracene	190	U	190	34
132-64-9	Dibenzofuran	190	U	190	22
84-66-2	Diethyl phthalate	190	U	190	25
131-11-3	Dimethyl phthalate	190	U	190	22
84-74-2	Di-n-butyl phthalate	190 UJ ~~160~~	J B	190	32
117-84-0	Di-n-octyl phthalate	190	U	190	22
206-44-0	Fluoranthene	190	U	190	20
86-73-7	Fluorene	190	U	190	22
118-74-1	Hexachlorobenzene	190	U	190	26
87-68-3	Hexachlorobutadiene	190	U	190	28
77-47-4	Hexachlorocyclopentadiene	190	U	190	26 UJ
67-72-1	Hexachloroethane	190	U	190	25
193-39-5	Indeno[1,2,3-cd]pyrene	190	U	190	24
78-59-1	Isophorone	190	U	190	40
91-20-3	Naphthalene	190	U	190	25
98-95-3	Nitrobenzene	190	U	190	21
621-64-7	N-Nitrosodi-n-propylamine	190	U	190	32
86-30-6	N-Nitrosodiphenylamine	190	U	190	150
87-86-5	Pentachlorophenol	370	U	370	190
85-01-8	Phenanthrene	190	U	190	28
108-95-2	Phenol	190	U	190	29

MKP 6/6/2022

FORM I
GC/MS SEMI VOA ORGANICS ANALYSIS DATA SHEET

Lab Name: Eurofins Buffalo
Job No.: 480-198088-1
SDG No.:
Client Sample ID: B-54
Lab Sample ID: 480-198088-6
Matrix: Solid
Lab File ID: X214826954.D
Analysis Method: 8270D
Date Collected: 05/18/2022 15:00
Extract. Method: 3550C
Date Extracted: 05/24/2022 15:19
Sample wt/vol: 30.67(g)
Date Analyzed: 05/25/2022 15:02
Con. Extract Vol.: 1(mL)
Dilution Factor: 1
Injection Volume: 1(uL)
GC Column: RXI-5Sil MS ID: 0.25(mm)
% Moisture: 12.6 % Solids: 87.4
GPC Cleanup:(Y/N) N
Cleanup Factor:
Level: (low/med) Low
Analysis Batch No.: 627546
Units: ug/Kg

CAS NO.	COMPOUND NAME	RESULT	Q	RL	MDL
129-00-0	Pyrene	190	U	190	22

CAS NO.	SURROGATE	%REC	Q	LIMITS
118-79-6	2,4,6-Tribromophenol (Surr)	101		54-120
321-60-8	2-Fluorobiphenyl (Surr)	94		60-120
367-12-4	2-Fluorophenol (Surr)	81		52-120
4165-60-0	Nitrobenzene-d5 (Surr)	86		53-120
4165-62-2	Phenol-d5 (Surr)	87		54-120
1718-51-0	p-Terphenyl-d14 (Surr)	115		79-130

Method 8081B

Organochlorine Pesticides (GC) by Method 8081B

FORM I
PESTICIDES ORGANICS ANALYSIS DATA SHEET

Lab Name: Eurofins Buffalo
Job No.: 480-198088-1
SDG No.:
Client Sample ID: B-28
Lab Sample ID: 480-198088-1
Matrix: Solid
Lab File ID: 25_58-374.D
Analysis Method: 8081B
Date Collected: 05/18/2022 14:10
Extraction Method: 3550C
Date Extracted: 05/24/2022 09:00
Sample wt/vol: 30.31(g)
Date Analyzed: 05/25/2022 12:30
Con. Extract Vol.: 10(mL)
Dilution Factor: 1
Injection Volume: 1(uL)
GC Column: RTX-CLPI ID: 0.53(mm)
% Moisture: 16.7 % Solids: 83.3
GPC Cleanup:(Y/N) N
Cleanup Factor:
Analysis Batch No.: 627502
Units: ug/Kg

CAS NO.	COMPOUND NAME	RESULT	Q	RL	MDL	
72-54-8	4,4'-DDD	2.0	U	2.0	0.38	
72-55-9	4,4'-DDE	2.0	U	2.0	0.42	
50-29-3	4,4'-DDT	2.0	U	2.0	0.46	
309-00-2	Aldrin	0.55	J	2.0	0.49	NJ
319-84-6	alpha-BHC	2.0	U	2.0	0.36	
319-85-7	beta-BHC	2.0	U	2.0	0.36	
5103-71-9	cis-Chlordane	2.0	U	2.0	0.99	
319-86-8	delta-BHC	2.0	U	2.0	0.37	
60-57-1	Dieldrin	2.0	U	2.0	0.48	
959-98-8	Endosulfan I	2.0	U	2.0	0.38	
33213-65-9	Endosulfan II	2.0	U	2.0	0.36	
1031-07-8	Endosulfan sulfate	2.0	U	2.0	0.37	
72-20-8	Endrin	2.0	U	2.0	0.39	
7421-93-4	Endrin aldehyde	2.0	U	2.0	0.51	
53494-70-5	Endrin ketone	2.0	U	2.0	0.49	
58-89-9	gamma-BHC (Lindane)	2.0	U	2.0	0.36	
76-44-8	Heptachlor	2.0	U	2.0	0.43	
1024-57-3	Heptachlor epoxide	2.0	U	2.0	0.51	
72-43-5	Methoxychlor	2.0	U	2.0	0.40	
8001-35-2	Toxaphene	20	U	20	12	
5103-74-2	trans-Chlordane	2.0	U	2.0	0.63	

CAS NO.	SURROGATE	%REC	Q	LIMITS
2051-24-3	DCB Decachlorobiphenyl	92		45-120
877-09-8	Tetrachloro-m-xylene	106		30-124

MKP 6/6/2022

FORM I
PESTICIDES ORGANICS ANALYSIS DATA SHEET

Lab Name: Eurofins Buffalo
Job No.: 480-198088-1
SDG No.:
Client Sample ID: B-29
Lab Sample ID: 480-198088-2
Matrix: Solid
Lab File ID: 25_58-369.D
Analysis Method: 8081B
Date Collected: 05/18/2022 14:20
Extraction Method: 3550C
Date Extracted: 05/24/2022 09:00
Sample wt/vol: 30.24(g)
Date Analyzed: 05/25/2022 10:52
Con. Extract Vol.: 10(mL)
Dilution Factor: 1
Injection Volume: 1(uL)
GC Column: RTX-CLPI ID: 0.53(mm)
% Moisture: 16.0 % Solids: 84.0
GPC Cleanup:(Y/N) N
Cleanup Factor:
Analysis Batch No.: 627502
Units: ug/Kg

CAS NO.	COMPOUND NAME	RESULT	Q	RL	MDL
72-54-8	4,4'-DDD	2.0	U	2.0	0.38
72-55-9	4,4'-DDE	2.0	U	2.0	0.41
50-29-3	4,4'-DDT	2.0	U	2.0	0.46
309-00-2	Aldrin	2.0	U	2.0	0.48
319-84-6	alpha-BHC	2.0	U	2.0	0.35
319-85-7	beta-BHC	2.0	U	2.0	0.35
5103-71-9	cis-Chlordane	2.0	U	2.0	0.98
319-86-8	delta-BHC	2.0	U	2.0	0.37
60-57-1	Dieldrin	2.0	U	2.0	0.47
959-98-8	Endosulfan I	2.0	U	2.0	0.38
33213-65-9	Endosulfan II	2.0	U	2.0	0.35
1031-07-8	Endosulfan sulfate	2.0	U	2.0	0.37
72-20-8	Endrin	2.0	U	2.0	0.39
7421-93-4	Endrin aldehyde	2.0	U	2.0	0.50
53494-70-5	Endrin ketone	2.0	U	2.0	0.48
58-89-9	gamma-BHC (Lindane)	2.0	U	2.0	0.36
76-44-8	Heptachlor	2.0	U	2.0	0.43
1024-57-3	Heptachlor epoxide	2.0	U	2.0	0.51
72-43-5	Methoxychlor	2.0	U	2.0	0.40
8001-35-2	Toxaphene	20	U	20	11
5103-74-2	trans-Chlordane	2.0	U	2.0	0.63

CAS NO.	SURROGATE	%REC	Q	LIMITS
2051-24-3	DCB Decachlorobiphenyl	85		45-120
877-09-8	Tetrachloro-m-xylene	96		30-124

FORM I
PESTICIDES ORGANICS ANALYSIS DATA SHEET

Lab Name: Eurofins Buffalo
Job No.: 480-198088-1
SDG No.:
Client Sample ID: B-43
Lab Sample ID: 480-198088-3
Matrix: Solid
Lab File ID: 25_58-375.D
Analysis Method: 8081B
Date Collected: 05/18/2022 14:30
Extraction Method: 3550C
Date Extracted: 05/24/2022 09:00
Sample wt/vol: 30.45(g)
Date Analyzed: 05/25/2022 12:50
Con. Extract Vol.: 10(mL)
Dilution Factor: 1
Injection Volume: 1(uL)
GC Column: RTX-CLPI ID: 0.53(mm)
% Moisture: 9.4 % Solids: 90.6
GPC Cleanup:(Y/N) N
Cleanup Factor:
Analysis Batch No.: 627502
Units: ug/Kg

CAS NO.	COMPOUND NAME	RESULT	Q	RL	MDL
72-54-8	4,4'-DDD	1.8	U	1.8	0.35
72-55-9	4,4'-DDE	1.8	U	1.8	0.38
50-29-3	4,4'-DDT	1.8	U	1.8	0.42
309-00-2	Aldrin	1.8	U	1.8	0.45
319-84-6	alpha-BHC	1.8	U	1.8	0.33
319-85-7	beta-BHC	1.8	U	1.8	0.33
5103-71-9	cis-Chlordane	1.8	U	1.8	0.90
319-86-8	delta-BHC	1.8	U	1.8	0.34
60-57-1	Dieldrin	1.8	U	1.8	0.44
959-98-8	Endosulfan I	1.8	U	1.8	0.35
33213-65-9	Endosulfan II	1.8	U	1.8	0.33
1031-07-8	Endosulfan sulfate	1.8	U	1.8	0.34
72-20-8	Endrin	1.8	U	1.8	0.36
7421-93-4	Endrin aldehyde	1.8	U	1.8	0.46
53494-70-5	Endrin ketone	1.8	U	1.8	0.45
58-89-9	gamma-BHC (Lindane)	1.8	U	1.8	0.33
76-44-8	Heptachlor	1.8	U	1.8	0.39
1024-57-3	Heptachlor epoxide	1.8	U	1.8	0.47
72-43-5	Methoxychlor	1.8	U	1.8	0.37
8001-35-2	Toxaphene	18	U	18	11
5103-74-2	trans-Chlordane	1.8	U	1.8	0.58

CAS NO.	SURROGATE	%REC	Q	LIMITS
2051-24-3	DCB Decachlorobiphenyl	91		45-120
877-09-8	Tetrachloro-m-xylene	97		30-124

FORM I
PESTICIDES ORGANICS ANALYSIS DATA SHEET

Lab Name: Eurofins Buffalo
Job No.: 480-198088-1
SDG No.:
Client Sample ID: B-44
Lab Sample ID: 480-198088-4
Matrix: Solid
Lab File ID: 25_58-371.D
Analysis Method: 8081B
Date Collected: 05/18/2022 14:40
Extraction Method: 3550C
Date Extracted: 05/24/2022 09:00
Sample wt/vol: 30.27(g)
Date Analyzed: 05/25/2022 11:31
Con. Extract Vol.: 10(mL)
Dilution Factor: 1
Injection Volume: 1(uL)
GC Column: RTX-CLPI ID: 0.53(mm)
% Moisture: 6.6 % Solids: 93.4
GPC Cleanup:(Y/N) N
Cleanup Factor:
Analysis Batch No.: 627502
Units: ug/Kg

CAS NO.	COMPOUND NAME	RESULT	Q	RL	MDL
72-54-8	4,4'-DDD	1.8	U	1.8	0.34
72-55-9	4,4'-DDE	1.8	U	1.8	0.37
50-29-3	4,4'-DDT	1.8	U	1.8	0.41
309-00-2	Aldrin	1.8	U	1.8	0.44
319-84-6	alpha-BHC	1.8	U	1.8	0.32
319-85-7	beta-BHC	1.8	U	1.8	0.32
5103-71-9	cis-Chlordane	1.8	U	1.8	0.88
319-86-8	delta-BHC	1.8	U	1.8	0.33
60-57-1	Dieldrin	1.8	U	1.8	0.42
959-98-8	Endosulfan I	1.8	U	1.8	0.34
33213-65-9	Endosulfan II	1.8	U	1.8	0.32
1031-07-8	Endosulfan sulfate	1.8	U	1.8	0.33
72-20-8	Endrin	1.8	U	1.8	0.35
7421-93-4	Endrin aldehyde	1.8	U	1.8	0.45
53494-70-5	Endrin ketone	1.8	U	1.8	0.44
58-89-9	gamma-BHC (Lindane)	1.8	U	1.8	0.32
76-44-8	Heptachlor	1.8	U	1.8	0.38
1024-57-3	Heptachlor epoxide	1.8	U	1.8	0.46
72-43-5	Methoxychlor	1.8	U	1.8	0.36
8001-35-2	Toxaphene	18	U	18	10
5103-74-2	trans-Chlordane	1.8	U	1.8	0.56

CAS NO.	SURROGATE	%REC	Q	LIMITS
2051-24-3	DCB Decachlorobiphenyl	83		45-120
877-09-8	Tetrachloro-m-xylene	92		30-124

FORM I
PESTICIDES ORGANICS ANALYSIS DATA SHEET

Lab Name: Eurofins Buffalo
Job No.: 480-198088-1
SDG No.:
Client Sample ID: B-45
Lab Sample ID: 480-198088-5
Matrix: Solid
Lab File ID: 25_58-376.D
Analysis Method: 8081B
Date Collected: 05/18/2022 14:50
Extraction Method: 3550C
Date Extracted: 05/24/2022 09:00
Sample wt/vol: 30.22(g)
Date Analyzed: 05/25/2022 13:09
Con. Extract Vol.: 10(mL)
Dilution Factor: 1
Injection Volume: 1(uL)
GC Column: RTX-CLPI ID: 0.53(mm)
% Moisture: 6.9 % Solids: 93.1
GPC Cleanup:(Y/N) N
Cleanup Factor:
Analysis Batch No.: 627502
Units: ug/Kg

CAS NO.	COMPOUND NAME	RESULT	Q	RL	MDL
72-54-8	4,4'-DDD	1.8	U	1.8	0.35
72-55-9	4,4'-DDE	1.8	U	1.8	0.37
50-29-3	4,4'-DDT	1.8	U	1.8	0.42
309-00-2	Aldrin	1.8	U	1.8	0.44
319-84-6	alpha-BHC	1.8	U	1.8	0.32
319-85-7	beta-BHC	1.8	U	1.8	0.32
5103-71-9	cis-Chlordane	1.8	U	1.8	0.88
319-86-8	delta-BHC	1.8	U	1.8	0.33
60-57-1	Dieldrin	1.8	U	1.8	0.43
959-98-8	Endosulfan I	1.8	U	1.8	0.34
33213-65-9	Endosulfan II	1.8	U	1.8	0.32
1031-07-8	Endosulfan sulfate	1.8	U	1.8	0.33
72-20-8	Endrin	1.8	U	1.8	0.35
7421-93-4	Endrin aldehyde	1.8	U	1.8	0.45
53494-70-5	Endrin ketone	1.8	U	1.8	0.44
58-89-9	gamma-BHC (Lindane)	1.8	U	1.8	0.33
76-44-8	Heptachlor	1.8	U	1.8	0.38
1024-57-3	Heptachlor epoxide	1.8	U	1.8	0.46
72-43-5	Methoxychlor	1.8	U	1.8	0.36
8001-35-2	Toxaphene	18	U	18	10
5103-74-2	trans-Chlordane	1.8	U	1.8	0.57

CAS NO.	SURROGATE	%REC	Q	LIMITS
2051-24-3	DCB Decachlorobiphenyl	83		45-120
877-09-8	Tetrachloro-m-xylene	106		30-124

FORM I
PESTICIDES ORGANICS ANALYSIS DATA SHEET

Lab Name: Eurofins Buffalo
Job No.: 480-198088-1
SDG No.:
Client Sample ID: B-54
Lab Sample ID: 480-198088-6
Matrix: Solid
Lab File ID: 25_58-377.D
Analysis Method: 8081B
Date Collected: 05/18/2022 15:00
Extraction Method: 3550C
Date Extracted: 05/24/2022 09:00
Sample wt/vol: 30.20(g)
Date Analyzed: 05/25/2022 13:29
Con. Extract Vol.: 10(mL)
Dilution Factor: 1
Injection Volume: 1(uL)
GC Column: RTX-CLPI ID: 0.53(mm)
% Moisture: 12.6 % Solids: 87.4
GPC Cleanup:(Y/N) N
Cleanup Factor:
Analysis Batch No.: 627502
Units: ug/Kg

CAS NO.	COMPOUND NAME	RESULT	Q	RL	MDL
72-54-8	4,4'-DDD	1.9	U	1.9	0.37
72-55-9	4,4'-DDE	1.9	U	1.9	0.40
50-29-3	4,4'-DDT	1.9	U	1.9	0.44
309-00-2	Aldrin	1.9	U	1.9	0.47
319-84-6	alpha-BHC	1.9	U	1.9	0.34
319-85-7	beta-BHC	1.9	U	1.9	0.34
5103-71-9	cis-Chlordane	1.9	U	1.9	0.94
319-86-8	delta-BHC	1.9	U	1.9	0.35
60-57-1	Dieldrin	1.9	U	1.9	0.45
959-98-8	Endosulfan I	1.9	U	1.9	0.36
33213-65-9	Endosulfan II	1.9	U	1.9	0.34
1031-07-8	Endosulfan sulfate	1.9	U	1.9	0.35
72-20-8	Endrin	1.9	U	1.9	0.38
7421-93-4	Endrin aldehyde	1.9	U	1.9	0.48
53494-70-5	Endrin ketone	1.9	U	1.9	0.47
58-89-9	gamma-BHC (Lindane)	1.9	U	1.9	0.35
76-44-8	Heptachlor	1.9	U	1.9	0.41
1024-57-3	Heptachlor epoxide	1.9	U	1.9	0.49
72-43-5	Methoxychlor	1.9	U	1.9	0.39
8001-35-2	Toxaphene	19	U	19	11
5103-74-2	trans-Chlordane	1.9	U	1.9	0.60

CAS NO.	SURROGATE	%REC	Q	LIMITS
2051-24-3	DCB Decachlorobiphenyl	92		45-120
877-09-8	Tetrachloro-m-xylene	88		30-124

Method 8082A

Polychlorinated Biphenyls (PCBs) (GC) by Method 8082A

No data validation qualifiers were added

MKP 6/6/2022

FORM I
PCBS ORGANICS ANALYSIS DATA SHEET

Lab Name: Eurofins Buffalo
Job No.: 480-198088-1
SDG No.:
Client Sample ID: B-28
Lab Sample ID: 480-198088-1
Matrix: Solid
Lab File ID: 7_120-174.D
Analysis Method: 8082A
Date Collected: 05/18/2022 14:10
Extraction Method: 3550C
Date Extracted: 05/24/2022 09:18
Sample wt/vol: 2.06(g)
Date Analyzed: 05/24/2022 20:57
Con. Extract Vol.: 10(mL)
Dilution Factor: 1
Injection Volume: 1(uL)
GC Column: ZB-35 ID: 0.53(mm)
% Moisture: 16.7 % Solids: 83.3
GPC Cleanup:(Y/N) N
Cleanup Factor:
Analysis Batch No.: 627439
Units: mg/Kg

CAS NO.	COMPOUND NAME	RESULT	Q	RL	MDL
12674-11-2	PCB-1016	0.29	U	0.29	0.057
11104-28-2	PCB-1221	0.29	U	0.29	0.057
11141-16-5	PCB-1232	0.29	U	0.29	0.057
53469-21-9	PCB-1242	0.29	U	0.29	0.057
12672-29-6	PCB-1248	0.29	U	0.29	0.057
11097-69-1	PCB-1254	0.29	U	0.29	0.14
11096-82-5	PCB-1260	0.29	U	0.29	0.14

CAS NO.	SURROGATE	%REC	Q	LIMITS
2051-24-3	DCB Decachlorobiphenyl	96		65-174
877-09-8	Tetrachloro-m-xylene	96		60-154

FORM I
PCBS ORGANICS ANALYSIS DATA SHEET

Lab Name: Eurofins Buffalo
Job No.: 480-198088-1
SDG No.:
Client Sample ID: B-29
Lab Sample ID: 480-198088-2
Matrix: Solid
Lab File ID: 7_120-175.D
Analysis Method: 8082A
Date Collected: 05/18/2022 14:20
Extraction Method: 3550C
Date Extracted: 05/24/2022 09:18
Sample wt/vol: 2.03(g)
Date Analyzed: 05/24/2022 21:10
Con. Extract Vol.: 10(mL)
Dilution Factor: 1
Injection Volume: 1(uL)
GC Column: ZB-35 ID: 0.53(mm)
% Moisture: 16.0 % Solids: 84.0
GPC Cleanup:(Y/N) N
Cleanup Factor:
Analysis Batch No.: 627439
Units: mg/Kg

CAS NO.	COMPOUND NAME	RESULT	Q	RL	MDL
12674-11-2	PCB-1016	0.29	U	0.29	0.057
11104-28-2	PCB-1221	0.29	U	0.29	0.057
11141-16-5	PCB-1232	0.29	U	0.29	0.057
53469-21-9	PCB-1242	0.29	U	0.29	0.057
12672-29-6	PCB-1248	0.29	U	0.29	0.057
11097-69-1	PCB-1254	0.29	U	0.29	0.14
11096-82-5	PCB-1260	0.29	U	0.29	0.14

CAS NO.	SURROGATE	%REC	Q	LIMITS
2051-24-3	DCB Decachlorobiphenyl	100		65-174
877-09-8	Tetrachloro-m-xylene	106		60-154

FORM I
PCBS ORGANICS ANALYSIS DATA SHEET

Lab Name: Eurofins Buffalo
Job No.: 480-198088-1
SDG No.:
Client Sample ID: B-43
Lab Sample ID: 480-198088-3
Matrix: Solid
Lab File ID: 7_120-176.D
Analysis Method: 8082A
Date Collected: 05/18/2022 14:30
Extraction Method: 3550C
Date Extracted: 05/24/2022 09:18
Sample wt/vol: 2.04(g)
Date Analyzed: 05/24/2022 21:23
Con. Extract Vol.: 10(mL)
Dilution Factor: 1
Injection Volume: 1(uL)
GC Column: ZB-35 ID: 0.53(mm)
% Moisture: 9.4 % Solids: 90.6
GPC Cleanup:(Y/N) N
Cleanup Factor:
Analysis Batch No.: 627439
Units: mg/Kg

CAS NO.	COMPOUND NAME	RESULT	Q	RL	MDL
12674-11-2	PCB-1016	0.27	U	0.27	0.053
11104-28-2	PCB-1221	0.27	U	0.27	0.053
11141-16-5	PCB-1232	0.27	U	0.27	0.053
53469-21-9	PCB-1242	0.27	U	0.27	0.053
12672-29-6	PCB-1248	0.27	U	0.27	0.053
11097-69-1	PCB-1254	0.27	U	0.27	0.13
11096-82-5	PCB-1260	0.27	U	0.27	0.13

CAS NO.	SURROGATE	%REC	Q	LIMITS
2051-24-3	DCB Decachlorobiphenyl	108		65-174
877-09-8	Tetrachloro-m-xylene	111		60-154

FORM I
PCBS ORGANICS ANALYSIS DATA SHEET

Lab Name: Eurofins Buffalo
Job No.: 480-198088-1
SDG No.:
Client Sample ID: B-44
Lab Sample ID: 480-198088-4
Matrix: Solid
Lab File ID: 7_120-179.D
Analysis Method: 8082A
Date Collected: 05/18/2022 14:40
Extraction Method: 3550C
Date Extracted: 05/24/2022 09:18
Sample wt/vol: 2.06(g)
Date Analyzed: 05/24/2022 22:03
Con. Extract Vol.: 10(mL)
Dilution Factor: 1
Injection Volume: 1(uL)
GC Column: ZB-35 ID: 0.53(mm)
% Moisture: 6.6 % Solids: 93.4
GPC Cleanup:(Y/N) N
Cleanup Factor:
Analysis Batch No.: 627439
Units: mg/Kg

CAS NO.	COMPOUND NAME	RESULT	Q	RL	MDL
12674-11-2	PCB-1016	0.26	U	0.26	0.051
11104-28-2	PCB-1221	0.26	U	0.26	0.051
11141-16-5	PCB-1232	0.26	U	0.26	0.051
53469-21-9	PCB-1242	0.26	U	0.26	0.051
12672-29-6	PCB-1248	0.26	U	0.26	0.051
11097-69-1	PCB-1254	0.26	U	0.26	0.12
11096-82-5	PCB-1260	0.26	U	0.26	0.12

CAS NO.	SURROGATE	%REC	Q	LIMITS
2051-24-3	DCB Decachlorobiphenyl	105		65-174
877-09-8	Tetrachloro-m-xylene	104		60-154

FORM I
PCBS ORGANICS ANALYSIS DATA SHEET

Lab Name: Eurofins Buffalo
Job No.: 480-198088-1
SDG No.:
Client Sample ID: B-45
Lab Sample ID: 480-198088-5
Matrix: Solid
Lab File ID: 7_120-180.D
Analysis Method: 8082A
Date Collected: 05/18/2022 14:50
Extraction Method: 3550C
Date Extracted: 05/24/2022 09:18
Sample wt/vol: 2.18(g)
Date Analyzed: 05/24/2022 22:17
Con. Extract Vol.: 10(mL)
Dilution Factor: 1
Injection Volume: 1(uL)
GC Column: ZB-35 ID: 0.53(mm)
% Moisture: 6.9 % Solids: 93.1
GPC Cleanup:(Y/N) N
Cleanup Factor:
Analysis Batch No.: 627439
Units: mg/Kg

CAS NO.	COMPOUND NAME	RESULT	Q	RL	MDL
12674-11-2	PCB-1016	0.25	U	0.25	0.048
11104-28-2	PCB-1221	0.25	U	0.25	0.048
11141-16-5	PCB-1232	0.25	U	0.25	0.048
53469-21-9	PCB-1242	0.25	U	0.25	0.048
12672-29-6	PCB-1248	0.25	U	0.25	0.048
11097-69-1	PCB-1254	0.25	U	0.25	0.12
11096-82-5	PCB-1260	0.25	U	0.25	0.12

CAS NO.	SURROGATE	%REC	Q	LIMITS
2051-24-3	DCB Decachlorobiphenyl	99		65-174
877-09-8	Tetrachloro-m-xylene	98		60-154

FORM I
PCBS ORGANICS ANALYSIS DATA SHEET

Lab Name: Eurofins Buffalo
Job No.: 480-198088-1
SDG No.:
Client Sample ID: B-54
Lab Sample ID: 480-198088-6
Matrix: Solid
Lab File ID: 7_120-181.D
Analysis Method: 8082A
Date Collected: 05/18/2022 15:00
Extraction Method: 3550C
Date Extracted: 05/24/2022 09:18
Sample wt/vol: 2.34(g)
Date Analyzed: 05/24/2022 22:30
Con. Extract Vol.: 10(mL)
Dilution Factor: 1
Injection Volume: 1(uL)
GC Column: ZB-35 ID: 0.53(mm)
% Moisture: 12.6 % Solids: 87.4
GPC Cleanup:(Y/N) N
Cleanup Factor:
Analysis Batch No.: 627439
Units: mg/Kg

CAS NO.	COMPOUND NAME	RESULT	Q	RL	MDL
12674-11-2	PCB-1016	0.24	U	0.24	0.048
11104-28-2	PCB-1221	0.24	U	0.24	0.048
11141-16-5	PCB-1232	0.24	U	0.24	0.048
53469-21-9	PCB-1242	0.24	U	0.24	0.048
12672-29-6	PCB-1248	0.24	U	0.24	0.048
11097-69-1	PCB-1254	0.24	U	0.24	0.11
11096-82-5	PCB-1260	0.24	U	0.24	0.11

CAS NO.	SURROGATE	%REC	Q	LIMITS
2051-24-3	DCB Decachlorobiphenyl	109		65-174
877-09-8	Tetrachloro-m-xylene	107		60-154

METALS

COVER PAGE
METALS

Lab Name: Eurofins Buffalo Job Number: 480-198088-1

SDG No.:

Project: Project #1 - Pilgrim Village Family

Client Sample ID	Lab Sample ID
B-28	480-198088-1
B-29	480-198088-2
B-43	480-198088-3
B-44	480-198088-4
B-45	480-198088-5
B-54	480-198088-6

Comments:

1A-IN
INORGANIC ANALYSIS DATA SHEET
METALS

Client Sample ID: B-28

Lab Sample ID: 480-198088-1

Lab Name: Eurofins Buffalo

Job No.: 480-198088-1

SDG ID.:

Matrix: Solid

Date Sampled: 05/18/2022 14:10

Reporting Basis: DRY

Date Received: 05/18/2022 17:00

% Solids: 83.3

CAS No.	Analyte	Result	RL	MDL	Units	C	Q	DIL	Method
7429-90-5	Aluminum	16600	12.4	5.5	mg/Kg		B	1	6010C
7440-36-0	Antimony	18.6	18.6	0.50	mg/Kg	U		1	6010C
7440-38-2	Arsenic	2.2	2.5	0.50	mg/Kg	J		1	6010C
7440-39-3	Barium	88.9	0.62	0.14	mg/Kg			1	6010C
7440-41-7	Beryllium	0.73	0.25	0.035	mg/Kg			1	6010C
7440-43-9	Cadmium	0.20	0.25	0.037	mg/Kg	J		1	6010C
7440-70-2	Calcium	49700	62.1	4.1	mg/Kg		B	1	6010C
7440-47-3	Chromium	19.2	0.62	0.25	mg/Kg			1	6010C
7440-48-4	Cobalt	9.0	0.62	0.062	mg/Kg			1	6010C
7440-50-8	Copper	13.0	1.2	0.26	mg/Kg			1	6010C
7439-89-6	Iron	19000	12.4	4.3	mg/Kg			1	6010C
7439-92-1	Lead	17.7	1.2	0.30	mg/Kg			1	6010C
7439-95-4	Magnesium	21500	24.8	1.2	mg/Kg			1	6010C
7439-96-5	Manganese	538	0.25	0.040	mg/Kg			1	6010C
7440-02-0	Nickel	19.7	6.2	0.29	mg/Kg			1	6010C
7440-09-7	Potassium	5590	37.3	24.8	mg/Kg		^+	1	6010C
7782-49-2	Selenium	5.0 UJ ~~0.51~~	5.0	0.50	mg/Kg	J	B	1	6010C
7440-22-4	Silver	0.75	0.75	0.25	mg/Kg	U		1	6010C
7440-23-5	Sodium	368	174	16.2	mg/Kg		B	1	6010C J
7440-28-0	Thallium	7.5	7.5	0.37	mg/Kg	U		1	6010C
7440-62-2	Vanadium	30.4	0.62	0.14	mg/Kg			1	6010C
7440-66-6	Zinc	73.4	2.5	0.80	mg/Kg			1	6010C
7439-97-6	Mercury	0.013	0.025	0.0057	mg/Kg	J		1	7471B

MKP 6/6/2022

1A-IN
INORGANIC ANALYSIS DATA SHEET
METALS

Client Sample ID: B-29
Lab Sample ID: 480-198088-2
Lab Name: Eurofins Buffalo
Job No.: 480-198088-1
SDG ID.:
Matrix: Solid
Date Sampled: 05/18/2022 14:20
Reporting Basis: DRY
Date Received: 05/18/2022 17:00
% Solids: 84.0

CAS No.	Analyte	Result	RL	MDL	Units	C	Q	DIL	Method
7429-90-5	Aluminum	14300	12.5	5.5	mg/Kg		B	1	6010C
7440-36-0	Antimony	18.8	18.8	0.50	mg/Kg	U		1	6010C
7440-38-2	Arsenic	2.6	2.5	0.50	mg/Kg			1	6010C
7440-39-3	Barium	77.1	0.63	0.14	mg/Kg			1	6010C
7440-41-7	Beryllium	0.65	0.25	0.035	mg/Kg			1	6010C
7440-43-9	Cadmium	0.18	0.25	0.038	mg/Kg	J		1	6010C
7440-70-2	Calcium	57800	62.6	4.1	mg/Kg		B	1	6010C
7440-47-3	Chromium	16.7	0.63	0.25	mg/Kg			1	6010C
7440-48-4	Cobalt	7.3	0.63	0.063	mg/Kg			1	6010C
7440-50-8	Copper	11.0	1.3	0.26	mg/Kg			1	6010C
7439-89-6	Iron	16800	12.5	4.4	mg/Kg			1	6010C
7439-92-1	Lead	15.2	1.3	0.30	mg/Kg			1	6010C
7439-95-4	Magnesium	22600	25.0	1.2	mg/Kg			1	6010C
7439-96-5	Manganese	391	0.25	0.040	mg/Kg			1	6010C
7440-02-0	Nickel	15.8	6.3	0.29	mg/Kg			1	6010C
7440-09-7	Potassium	4870	37.5	25.0	mg/Kg		^+	1	6010C
7782-49-2	Selenium	5.0	5.0	0.50	mg/Kg	U		1	6010C
7440-22-4	Silver	0.75	0.75	0.25	mg/Kg	U		1	6010C
7440-23-5	Sodium	453	175	16.3	mg/Kg		B	1	6010C J
7440-28-0	Thallium	7.5	7.5	0.38	mg/Kg	U		1	6010C
7440-62-2	Vanadium	27.5	0.63	0.14	mg/Kg			1	6010C
7440-66-6	Zinc	64.5	2.5	0.80	mg/Kg			1	6010C
7439-97-6	Mercury	0.011	0.025	0.0056	mg/Kg	J		1	7471B

MKP 6/6/2022

1A-IN
INORGANIC ANALYSIS DATA SHEET
METALS

Client Sample ID: B-43

Lab Sample ID: 480-198088-3

Lab Name: Eurofins Buffalo

Job No.: 480-198088-1

SDG ID.:

Matrix: Solid

Date Sampled: 05/18/2022 14:30

Reporting Basis: DRY

Date Received: 05/18/2022 17:00

% Solids: 90.6

CAS No.	Analyte	Result	RL	MDL	Units	C	Q	DIL	Method
7429-90-5	Aluminum	6770	11.1	4.9	mg/Kg		B	1	6010C
7440-36-0	Antimony	16.7	16.7	0.45	mg/Kg	U		1	6010C
7440-38-2	Arsenic	1.2	2.2	0.45	mg/Kg	J		1	6010C
7440-39-3	Barium	23.4	0.56	0.12	mg/Kg			1	6010C
7440-41-7	Beryllium	0.32	0.22	0.031	mg/Kg			1	6010C
7440-43-9	Cadmium	0.19	0.22	0.033	mg/Kg	J		1	6010C
7440-70-2	Calcium	96200	55.7	3.7	mg/Kg		B	1	6010C
7440-47-3	Chromium	8.9	0.56	0.22	mg/Kg			1	6010C
7440-48-4	Cobalt	4.0	0.56	0.056	mg/Kg			1	6010C
7440-50-8	Copper	8.1	1.1	0.23	mg/Kg			1	6010C
7439-89-6	Iron	8500	11.1	3.9	mg/Kg			1	6010C
7439-92-1	Lead	8.5	1.1	0.27	mg/Kg			1	6010C
7439-95-4	Magnesium	62800	44.6	2.1	mg/Kg			2	6010C
7439-96-5	Manganese	312	0.22	0.036	mg/Kg			1	6010C
7440-02-0	Nickel	8.2	5.6	0.26	mg/Kg			1	6010C
7440-09-7	Potassium	2780	33.4	22.3	mg/Kg		^+	1	6010C
7782-49-2	Selenium	4.5 UJ ~~0.55~~	4.5	0.45	mg/Kg	J	B	1	6010C
7440-22-4	Silver	0.67	0.67	0.22	mg/Kg	U		1	6010C
7440-23-5	Sodium	299	156	14.5	mg/Kg		B	1	6010C J
7440-28-0	Thallium	6.7	6.7	0.33	mg/Kg	U		1	6010C
7440-62-2	Vanadium	13.9	0.56	0.12	mg/Kg			1	6010C
7440-66-6	Zinc	58.3	2.2	0.71	mg/Kg			1	6010C
7439-97-6	Mercury	0.019	0.021	0.0047	mg/Kg	J		1	7471B

MKP 6/6/2022

1A-IN
INORGANIC ANALYSIS DATA SHEET
METALS

Client Sample ID: B-44
Lab Sample ID: 480-198088-4
Lab Name: Eurofins Buffalo
Job No.: 480-198088-1
SDG ID.:
Matrix: Solid
Date Sampled: 05/18/2022 14:40
Reporting Basis: DRY
Date Received: 05/18/2022 17:00
% Solids: 93.4

CAS No.	Analyte	Result	RL	MDL	Units	C	Q	DIL	Method	
7429-90-5	Aluminum	3480	11.1	4.9	mg/Kg		F1 B	1	6010C	J+
7440-36-0	Antimony	16.7	16.7	0.45	mg/Kg	U		1	6010C	
7440-38-2	Arsenic	1.3	2.2	0.45	mg/Kg	J		1	6010C	
7440-39-3	Barium	10.8	0.56	0.12	mg/Kg			1	6010C	
7440-41-7	Beryllium	0.19	0.22	0.031	mg/Kg	J		1	6010C	
7440-43-9	Cadmium	0.16	0.22	0.033	mg/Kg	J		1	6010C	
7440-70-2	Calcium	48000	55.6	3.7	mg/Kg		B	1	6010C	
7440-47-3	Chromium	5.5	0.56	0.22	mg/Kg			1	6010C	
7440-48-4	Cobalt	2.1	0.56	0.056	mg/Kg			1	6010C	
7440-50-8	Copper	4.3	1.1	0.23	mg/Kg			1	6010C	
7439-89-6	Iron	6580	11.1	3.9	mg/Kg		F1	1	6010C	J+
7439-92-1	Lead	8.7	1.1	0.27	mg/Kg			1	6010C	
7439-95-4	Magnesium	22500	22.3	1.0	mg/Kg			1	6010C	
7439-96-5	Manganese	258	0.22	0.036	mg/Kg			1	6010C	
7440-02-0	Nickel	4.0	5.6	0.26	mg/Kg	J		1	6010C	
7440-09-7	Potassium	1140	33.4	22.3	mg/Kg		^+ F1	1	6010C	J+
7782-49-2	Selenium	4.5	4.5	0.45	mg/Kg	U		1	6010C	
7440-22-4	Silver	0.67	0.67	0.22	mg/Kg	U		1	6010C	
7440-23-5	Sodium	247	156	14.5	mg/Kg		B	1	6010C	J
7440-28-0	Thallium	6.7	6.7	0.33	mg/Kg	U		1	6010C	
7440-62-2	Vanadium	11.3	0.56	0.12	mg/Kg			1	6010C	
7440-66-6	Zinc	40.9	2.2	0.71	mg/Kg			1	6010C	J
7439-97-6	Mercury	0.0094	0.021	0.0047	mg/Kg	J		1	7471B	

MKP 6/6/2022

1A-IN
INORGANIC ANALYSIS DATA SHEET
METALS

Client Sample ID: B-45
Lab Sample ID: 480-198088-5
Lab Name: Eurofins Buffalo
Job No.: 480-198088-1
SDG ID.:
Matrix: Solid
Date Sampled: 05/18/2022 14:50
Reporting Basis: DRY
Date Received: 05/18/2022 17:00
% Solids: 93.1

CAS No.	Analyte	Result	RL	MDL	Units	C	Q	DIL	Method
7429-90-5	Aluminum	7380	11.0	4.8	mg/Kg		B	1	6010C
7440-36-0	Antimony	16.4	16.4	0.44	mg/Kg	U		1	6010C
7440-38-2	Arsenic	1.6	2.2	0.44	mg/Kg	J		1	6010C
7440-39-3	Barium	22.6	0.55	0.12	mg/Kg			1	6010C
7440-41-7	Beryllium	0.40	0.22	0.031	mg/Kg			1	6010C
7440-43-9	Cadmium	0.088	0.22	0.033	mg/Kg	J		1	6010C
7440-70-2	Calcium	1500	54.8	3.6	mg/Kg		B	1	6010C
7440-47-3	Chromium	9.3	0.55	0.22	mg/Kg			1	6010C
7440-48-4	Cobalt	2.6	0.55	0.055	mg/Kg			1	6010C
7440-50-8	Copper	8.6	1.1	0.23	mg/Kg			1	6010C
7439-89-6	Iron	7720	11.0	3.8	mg/Kg		^+	1	6010C
7439-92-1	Lead	12.8	1.1	0.26	mg/Kg			1	6010C
7439-95-4	Magnesium	1760	21.9	1.0	mg/Kg			1	6010C
7439-96-5	Manganese	60.4	0.22	0.035	mg/Kg			1	6010C
7440-02-0	Nickel	7.3	5.5	0.25	mg/Kg			1	6010C
7440-09-7	Potassium	1680	32.9	21.9	mg/Kg			1	6010C
7782-49-2	Selenium	4.4	4.4	0.44	mg/Kg	U		1	6010C
7440-22-4	Silver	0.66	0.66	0.22	mg/Kg	U		1	6010C
7440-23-5	Sodium	196	153	14.2	mg/Kg		B	1	6010C J
7440-28-0	Thallium	6.6	6.6	0.33	mg/Kg	U		1	6010C
7440-62-2	Vanadium	16.5	0.55	0.12	mg/Kg			1	6010C
7440-66-6	Zinc	85.7	2.2	0.70	mg/Kg			1	6010C
7439-97-6	Mercury	0.022	0.021	0.0048	mg/Kg			1	7471B

MKP 6/6/2022

1A-IN
INORGANIC ANALYSIS DATA SHEET
METALS

Client Sample ID: B-54
Lab Sample ID: 480-198088-6
Lab Name: Eurofins Buffalo
Job No.: 480-198088-1
SDG ID.:
Matrix: Solid
Date Sampled: 05/18/2022 15:00
Reporting Basis: DRY
Date Received: 05/18/2022 17:00
% Solids: 87.4

CAS No.	Analyte	Result	RL	MDL	Units	C	Q	DIL	Method
7429-90-5	Aluminum	5130	11.9	5.2	mg/Kg		B	1	6010C
7440-36-0	Antimony	17.9	17.9	0.48	mg/Kg	U		1	6010C
7440-38-2	Arsenic	2.4	2.4	0.48	mg/Kg	U		1	6010C
7440-39-3	Barium	24.4	0.60	0.13	mg/Kg			1	6010C
7440-41-7	Beryllium	0.25	0.24	0.033	mg/Kg			1	6010C
7440-43-9	Cadmium	0.20	0.24	0.036	mg/Kg	J		1	6010C
7440-70-2	Calcium	53800	59.5	3.9	mg/Kg		B	1	6010C
7440-47-3	Chromium	6.9	0.60	0.24	mg/Kg			1	6010C
7440-48-4	Cobalt	2.9	0.60	0.060	mg/Kg			1	6010C
7440-50-8	Copper	5.3	1.2	0.25	mg/Kg			1	6010C
7439-89-6	Iron	7040	11.9	4.2	mg/Kg		^+	1	6010C
7439-92-1	Lead	8.8	1.2	0.29	mg/Kg			1	6010C
7439-95-4	Magnesium	23900	23.8	1.1	mg/Kg			1	6010C
7439-96-5	Manganese	256	0.24	0.038	mg/Kg			1	6010C
7440-02-0	Nickel	6.2	6.0	0.27	mg/Kg			1	6010C
7440-09-7	Potassium	1750	35.7	23.8	mg/Kg			1	6010C
7782-49-2	Selenium	4.8	4.8	0.48	mg/Kg	U		1	6010C
7440-22-4	Silver	0.71	0.71	0.24	mg/Kg	U		1	6010C
7440-23-5	Sodium	224	167	15.5	mg/Kg		B	1	6010C
7440-28-0	Thallium	7.1	7.1	0.36	mg/Kg	U		1	6010C
7440-62-2	Vanadium	13.2	0.60	0.13	mg/Kg			1	6010C
7440-66-6	Zinc	55.3	2.4	0.76	mg/Kg			1	6010C
7439-97-6	Mercury	0.0058	0.023	0.0054	mg/Kg	J		1	7471B

J

MKP 6/6/2022

GENERAL CHEMISTRY

No data validation qualifiers were added

MKP 6/6/2022

COVER PAGE
GENERAL CHEMISTRY

Lab Name: Eurofins Buffalo Job Number: 480-198088-1

SDG No.:

Project: Project #1 - Pilgrim Village Family

Client Sample ID	Lab Sample ID
B-28	480-198088-1
B-29	480-198088-2
B-43	480-198088-3
B-44	480-198088-4
B-45	480-198088-5
B-54	480-198088-6

Comments:

General Chemistry Raw Data Report

Job ID: 480-198088-1

Batch: 626855 **Analyst Initials: DSC**

Method: Moisture **Instrument: Balance-7**

Lab Sample ID: 480-198088-A-1

Analysis Date: May 19, 2022 16:41

Analyte	Detector	Dilution	Raw Result	Unit
Percent Moisture	None	1	16.6830225711482	%
Percent Solids	None	1	83.3169774288518	%

Lab Sample ID: 480-198088-A-2

Analysis Date: May 19, 2022 16:41

Analyte	Detector	Dilution	Raw Result	Unit
Percent Moisture	None	1	15.9811985898942	%
Percent Solids	None	1	84.0188014101058	%

Lab Sample ID: 480-198088-A-3

Analysis Date: May 19, 2022 16:41

Analyte	Detector	Dilution	Raw Result	Unit
Percent Moisture	None	1	9.40695296523521	%
Percent Solids	None	1	90.5930470347648	%

Lab Sample ID: 480-198088-A-4

Analysis Date: May 19, 2022 16:41

Analyte	Detector	Dilution	Raw Result	Unit
Percent Moisture	None	1	6.6205533596838	%
Percent Solids	None	1	93.3794466403162	%

Lab Sample ID: 480-198088-A-5

Analysis Date: May 19, 2022 16:41

Analyte	Detector	Dilution	Raw Result	Unit
Percent Moisture	None	1	6.88836104513059	%
Percent Solids	None	1	93.1116389548694	%

Lab Sample ID: 480-198088-A-6

Analysis Date: May 19, 2022 16:41

Analyte	Detector	Dilution	Raw Result	Unit
Percent Moisture	None	1	12.6283367556468	%
Percent Solids	None	1	87.3716632443532	%

Appendix B

Laboratory QC Documentation

FORM III
GC/MS VOA MATRIX SPIKE RECOVERY

Lab Name: Eurofins Buffalo Job No.: 480-198088-1

SDG No.:

Matrix: Solid Level: Low Lab File ID: M03763.D

Lab ID: 480-198088-4 MS Client ID: B-44 MS

COMPOUND	SPIKE ADDED (ug/Kg)	SAMPLE CONCENTRATION (ug/Kg)	MS CONCENTRATION (ug/Kg)	MS % REC	QC LIMITS REC	#
1,1,1-Trichloroethane	52.2	5.3 U	55.0	105	77-121	vs
1,1,2,2-Tetrachloroethane	52.2	5.3 U	40.5	78	80-120	F1 vs
1,1,2-Trichloro-1,2,2-trifluoroethane	52.2	5.3 U	56.5	108	60-140	vs
1,1,2-Trichloroethane	52.2	5.3 U	44.4	85	78-122	vs
1,1-Dichloroethane	52.2	5.3 U	51.7	99	73-126	vs
1,1-Dichloroethene	52.2	5.3 U	54.6	105	59-125	vs
1,2,4-Trichlorobenzene	52.2	5.3 U	44.6	85	64-120	vs
1,2-Dibromo-3-Chloropropane	52.2	5.3 U	33.1	63	63-124	vs
1,2-Dibromoethane	52.2	5.3 U	43.6	83	78-120	vs
1,2-Dichlorobenzene	52.2	5.3 U	48.4	93	75-120	vs
1,2-Dichloroethane	52.2	5.3 U	47.0	90	77-122	vs
1,2-Dichloropropane	52.2	5.3 U	50.2	96	75-124	vs
1,3-Dichlorobenzene	52.2	5.3 U	51.1	98	74-120	vs
1,4-Dichlorobenzene	52.2	5.3 U	49.8	95	73-120	vs
2-Butanone (MEK)	261	26 U	159	61	70-134	F1 vs
2-Hexanone	261	26 U	176	67	59-130	vs
4-Methyl-2-pentanone (MIBK)	261	26 U	175	67	65-133	vs
Acetone	261	26 U	162	62	61-137	vs
Benzene	52.2	5.3 U	52.8	101	79-127	vs
Bromodichloromethane	52.2	5.3 U	53.4	102	80-122	vs
Bromoform	52.2	5.3 U	45.0	86	68-126	vs
Bromomethane	52.2	5.3 U	63.2	121	37-149	vs
Carbon disulfide	52.2	5.3 U	47.9	92	64-131	vs
Carbon tetrachloride	52.2	5.3 U	54.5	104	75-135	vs
Chlorobenzene	52.2	5.3 U	52.8	101	76-124	vs
Chloroethane	52.2	5.3 U	61.8	119	69-135	vs
Chloroform	52.2	5.3 U	51.9	99	80-120	vs
Chloromethane	52.2	5.3 U	52.1	100	63-127	vs
cis-1,2-Dichloroethene	52.2	5.3 U	51.3	98	80-120	vs
cis-1,3-Dichloropropene	52.2	5.3 U	49.4	95	80-120	vs
Cyclohexane	52.2	5.3 U	51.5	99	65-120	vs
Dibromochloromethane	52.2	5.3 U	51.1	98	76-125	vs
Dichlorodifluoromethane	52.2	5.3 U	56.0	107	57-142	vs
Ethylbenzene	52.2	5.3 U	54.0	103	80-120	vs
Isopropylbenzene	52.2	5.3 U	55.6	107	72-120	vs
Methyl acetate	104	26 U	64.5	62	55-136	vs
Methyl tert-butyl ether	52.2	5.3 U	42.2	81	63-125	vs
Methylcyclohexane	52.2	5.3 U	52.3	100	60-140	vs
Methylene Chloride	52.2	5.3 U	54.1	104	61-127	vs
Styrene	52.2	5.3 U	50.9	98	80-120	vs
Tetrachloroethene	52.2	5.3 U	57.2	110	74-122	vs

Column to be used to flag recovery and RPD values

FORM III 8260C

FORM III
GC/MS VOA MATRIX SPIKE DUPLICATE RECOVERY

Lab Name: Eurofins Buffalo Job No.: 480-198088-1

SDG No.:

Matrix: Solid Level: Low Lab File ID: M03764.D

Lab ID: 480-198088-4 MSD Client ID: B-44 MSD

COMPOUND	SPIKE ADDED (ug/Kg)	MSD CONCENTRATION (ug/Kg)	MSD % REC	% RPD	QC LIMITS RPD	QC LIMITS REC	#
1,1,1-Trichloroethane	53.5	52.7	98	4	30	77-121	vs
1,1,2,2-Tetrachloroethane	53.5	42.2	79	4	30	80-120	F1 vs
1,1,2-Trichloro-1,2,2-trifluoroethane	53.5	51.9	97	8	30	60-140	vs
1,1,2-Trichloroethane	53.5	47.7	89	7	30	78-122	vs
1,1-Dichloroethane	53.5	50.9	95	2	30	73-126	vs
1,1-Dichloroethene	53.5	51.2	96	7	30	59-125	vs
1,2,4-Trichlorobenzene	53.5	45.2	84	1	30	64-120	vs
1,2-Dibromo-3-Chloropropane	53.5	36.7	69	10	30	63-124	vs
1,2-Dibromoethane	53.5	45.9	86	5	30	78-120	vs
1,2-Dichlorobenzene	53.5	48.7	91	1	30	75-120	vs
1,2-Dichloroethane	53.5	48.3	90	3	30	77-122	vs
1,2-Dichloropropane	53.5	50.0	93	0	30	75-124	vs
1,3-Dichlorobenzene	53.5	50.4	94	1	30	74-120	vs
1,4-Dichlorobenzene	53.5	49.3	92	1	30	73-120	vs
2-Butanone (MEK)	268	168	63	6	30	70-134	F1 vs
2-Hexanone	268	187	70	6	30	59-130	vs
4-Methyl-2-pentanone (MIBK)	268	187	70	7	30	65-133	vs
Acetone	268	167	62	3	30	61-137	vs
Benzene	53.5	51.2	96	3	30	79-127	vs
Bromodichloromethane	53.5	54.6	102	2	30	80-122	vs
Bromoform	53.5	47.9	90	6	30	68-126	vs
Bromomethane	53.5	57.9	108	9	30	37-149	vs
Carbon disulfide	53.5	43.8	82	9	30	64-131	vs
Carbon tetrachloride	53.5	52.0	97	5	30	75-135	vs
Chlorobenzene	53.5	52.6	98	0	30	76-124	vs
Chloroethane	53.5	57.5	107	7	30	69-135	vs
Chloroform	53.5	51.3	96	1	30	80-120	vs
Chloromethane	53.5	50.3	94	3	30	63-127	vs
cis-1,2-Dichloroethene	53.5	51.6	96	1	30	80-120	vs
cis-1,3-Dichloropropene	53.5	49.9	93	1	30	80-120	vs
Cyclohexane	53.5	47.2	88	9	30	65-120	vs
Dibromochloromethane	53.5	54.2	101	6	30	76-125	vs
Dichlorodifluoromethane	53.5	49.9	93	12	30	57-142	vs
Ethylbenzene	53.5	52.3	98	3	30	80-120	vs
Isopropylbenzene	53.5	53.2	99	4	30	72-120	vs
Methyl acetate	107	66.6	62	3	30	55-136	vs
Methyl tert-butyl ether	53.5	43.8	82	4	30	63-125	vs
Methylcyclohexane	53.5	47.9	89	9	30	60-140	vs
Methylene Chloride	53.5	53.3	99	1	30	61-127	vs
Styrene	53.5	51.3	96	1	30	80-120	vs
Tetrachloroethene	53.5	54.2	101	5	30	74-122	vs

Column to be used to flag recovery and RPD values

FORM III 8260C

FORM VII
GC/MS VOA CONTINUING CALIBRATION DATA

Lab Name: Eurofins Buffalo Job No.: 480-198088-1

SDG No.:

Lab Sample ID: CCVIS 480-627144/4 Calibration Date: 05/22/2022 19:50

Instrument ID: HP5977M Calib Start Date: 04/03/2022 22:58

GC Column: ZB-624 (30) VOA ID: 0.25(mm) Calib End Date: 04/04/2022 01:23

Lab File ID: M03748.D Conc. Units: ug/L Heated Purge: (Y/N) Y

ANALYTE	CURVE TYPE	AVE RRF	RRF	MIN RRF	CALC AMOUNT	SPIKE AMOUNT	%D	MAX %D
Dichlorodifluoromethane	Ave	1.390	1.623	0.1000	58.4	50.0	16.8	50.0
Chloromethane	Ave	1.852	1.979	0.1000	53.4	50.0	6.8	20.0
Vinyl chloride	Ave	1.570	1.833	0.1000	58.4	50.0	16.7	20.0
Butadiene	Ave	1.627	1.754		53.9	50.0	7.8	20.0
Bromomethane	Ave	0.7820	0.8683	0.1000	55.5	50.0	11.0	50.0
Chloroethane	Ave	0.8552	1.032	0.1000	60.4	50.0	20.7	50.0
Trichlorofluoromethane	Ave	1.614	2.010	0.1000	62.2	50.0	24.5*	20.0
Dichlorofluoromethane	Ave	2.000	2.346		58.6	50.0	17.3	20.0
Ethyl ether	Ave	1.171	1.129		48.2	50.0	-3.6	20.0
Acrolein	Ave	0.1169	0.0824		176	250	-29.5	50.0
1,1-Dichloroethene	Ave	1.011	1.120	0.1000	55.4	50.0	10.7	20.0
1,1,2-Trichloro-1,2,2-trifluoroethane	Ave	1.177	1.478	0.1000	62.8	50.0	25.6*	20.0
Acetone	Ave	0.4870	0.4815	0.1000	247	250	-1.1	50.0
Iodomethane	Ave	1.947	2.105		54.1	50.0	8.1	20.0
Carbon disulfide	Ave	3.587	3.890	0.1000	54.2	50.0	8.4	20.0
Allyl chloride	Ave	2.148	1.968		45.8	50.0	-8.4	20.0
Methyl acetate	Ave	1.072	0.9370	0.1000	87.4	100	-12.6	50.0
Methylene Chloride	Lin1		1.348	0.1000	53.1	50.0	6.2	20.0
2-Methyl-2-propanol	Ave	0.1761	0.1466		416	500	-16.7	50.0
Methyl tert-butyl ether	Ave	3.801	3.556	0.1000	46.8	50.0	-6.5	20.0
trans-1,2-Dichloroethene	Ave	1.227	1.288	0.1000	52.5	50.0	5.0	20.0
Acrylonitrile	Ave	0.5772	0.5241		454	500	-9.2	20.0
Hexane	Ave	2.062	2.257		54.7	50.0	9.5	20.0
1,1-Dichloroethane	Ave	2.381	2.361	0.2000	49.6	50.0	-0.9	20.0
Vinyl acetate	Ave	2.631	2.340		88.9	100	-11.1	20.0
2,2-Dichloropropane	Ave	1.418	1.306		46.1	50.0	-7.9	20.0
cis-1,2-Dichloroethene	Ave	1.413	1.435	0.1000	50.8	50.0	1.5	20.0
2-Butanone (MEK)	Ave	0.6729	0.6640	0.1000	247	250	-1.3	20.0
Chlorobromomethane	Ave	0.7413	0.7318		49.4	50.0	-1.3	20.0
Tetrahydrofuran	Ave	0.4779	0.4343		90.9	100	-9.1	20.0
Chloroform	Ave	2.206	2.197	0.2000	49.8	50.0	-0.4	20.0
1,1,1-Trichloroethane	Ave	1.713	1.887	0.1000	55.1	50.0	10.2	20.0
Cyclohexane	Ave	2.517	2.714	0.1000	53.9	50.0	7.8	20.0
Carbon tetrachloride	Ave	1.356	1.521	0.1000	56.1	50.0	12.2	20.0
1,1-Dichloropropene	Ave	1.554	1.717		55.2	50.0	10.5	20.0
Benzene	Ave	4.743	4.804	0.5000	50.6	50.0	1.3	20.0
Isobutyl alcohol	Ave	0.0580	0.0493		1060	1250	-15.0	50.0
1,2-Dichloroethane	Ave	1.764	1.792	0.1000	50.8	50.0	1.6	20.0
n-Heptane	Ave	2.020	2.218		54.9	50.0	9.8	20.0
Trichloroethene	Ave	1.229	1.327	0.2000	54.0	50.0	8.0	20.0

FORM VII
GC/MS SEMI VOA CONTINUING CALIBRATION DATA

Lab Name: Eurofins Buffalo Job No.: 480-198088-1

SDG No.:

Lab Sample ID: CCVIS 480-627546/3 Calibration Date: 05/25/2022 10:30

Instrument ID: HP5973X Calib Start Date: 04/20/2022 10:00

GC Column: RXI-5Sil MS ID: 0.25(mm) Calib End Date: 04/20/2022 12:50

Lab File ID: X214826943.D Conc. Units: ug/L

ANALYTE	CURVE TYPE	AVE RRF	RRF	MIN RRF	CALC AMOUNT	SPIKE AMOUNT	%D	MAX %D
1,4-Dioxane	Lin2		0.5930	0.0100	45700	50000	-8.6	20.0
N-Nitrosodimethylamine	Ave	0.9898	0.8469	0.0100	42800	50000	-14.4	50.0
Pyridine	Lin2		1.082	0.0100	97300	100000	-2.7	50.0
Benzaldehyde	Ave	1.053	0.8916	0.0100	42300	50000	-15.4	50.0
Aniline	Ave	2.140	2.016	0.0100	47100	50000	-5.8	20.0
Phenol	Ave	1.865	1.712	0.8000	45900	50000	-8.2	20.0
Bis(2-chloroethyl)ether	Ave	1.401	1.360	0.7000	48500	50000	-3.0	20.0
2-Chlorophenol	Ave	1.395	1.403	0.8000	50300	50000	0.6	20.0
n-Decane	Ave	2.047	1.831	0.0100	44700	50000	-10.6	20.0
1,3-Dichlorobenzene	Ave	1.539	1.574	0.0100	51100	50000	2.2	20.0
1,4-Dichlorobenzene	Ave	1.555	1.600	0.0100	51400	50000	2.8	20.0
Benzyl alcohol	Ave	0.8794	0.8838	0.0100	50200	50000	0.5	20.0
1,2-Dichlorobenzene	Ave	1.459	1.480	0.0100	50700	50000	1.5	20.0
Indene	Ave	0.9014	0.8425	0.0100	140000	150000	-6.5	20.0
bis (2-chloroisopropyl) ether	Lin2		2.042	0.0100	44400	50000	-11.2	20.0
2-Methylphenol	Ave	1.211	1.206	0.7000	49800	50000	-0.4	20.0
Acetophenone	Ave	1.761	1.785	0.0100	50700	50000	1.3	20.0
N-Nitrosodi-n-propylamine	Ave	0.9238	0.9160	0.5000	49600	50000	-0.8	20.0
4-Methylphenol	Ave	1.267	1.277	0.6000	50400	50000	0.8	20.0
Hexachloroethane	Ave	0.5876	0.6124	0.3000	52100	50000	4.2	20.0
Nitrobenzene	Ave	0.3562	0.3859	0.2000	54200	50000	8.3	20.0
Isophorone	Ave	0.6369	0.6951	0.4000	54600	50000	9.1	20.0
2-Nitrophenol	Lin2		0.2064	0.1000	59900	50000	19.8	20.0
2,4-Dimethylphenol	Ave	0.3346	0.3754	0.2000	56100	50000	12.2	20.0
Bis(2-chloroethoxy)methane	Ave	0.4088	0.4303	0.3000	52600	50000	5.3	20.0
2,4-Dichlorophenol	Lin2		0.3026	0.2000	56100	50000	12.2	20.0
Benzoic acid	Lin1		0.2091	0.0100	148000	150000	-1.3	50.0
1,2,4-Trichlorobenzene	Ave	0.2766	0.3059	0.0100	55300	50000	10.6	20.0
Naphthalene	Lin2		1.071	0.7000	53000	50000	6.0	20.0
4-Chloroaniline	Ave	0.4159	0.4513	0.0100	54300	50000	8.5	20.0
2,6-Dichlorophenol	Lin2		0.2992	0.0100	57200	50000	14.3	20.0
Hexachlorobutadiene	Ave	0.1428	0.1650	0.0100	57800	50000	15.6	20.0
Caprolactam	Lin2		0.1112	0.0100	55100	50000	10.1	50.0
4-Chloro-3-methylphenol	Lin2		0.3010	0.2000	57100	50000	14.2	20.0
2-Methylnaphthalene	Lin2		0.7126	0.4000	54600	50000	9.2	20.0
1-Methylnaphthalene	Ave	0.5910	0.6492	0.0100	54900	50000	9.8	20.0
Hexachlorocyclopentadiene	Lin2		0.2559	0.0500	37700	50000	-24.5*	20.0
1,2,4,5-Tetrachlorobenzene	Ave	0.5056	0.5276	0.0100	52200	50000	4.3	20.0
2,4,6-Trichlorophenol	Lin2		0.3547	0.2000	53400	50000	6.7	20.0
2,4,5-Trichlorophenol	Lin2		0.3818	0.2000	53600	50000	7.2	20.0

FORM I
GC/MS SEMI VOA ORGANICS ANALYSIS DATA SHEET

Lab Name: Eurofins Buffalo | Job No.: 480-198088-1

SDG No.:

Client Sample ID: | Lab Sample ID: MB 480-627438/1-A

Matrix: Solid | Lab File ID: X214826945.D

Analysis Method: 8270D | Date Collected:

Extract. Method: 3550C | Date Extracted: 05/24/2022 15:19

Sample wt/vol: 30.55(g) | Date Analyzed: 05/25/2022 11:19

Con. Extract Vol.: 1(mL) | Dilution Factor: 1

Injection Volume: 1(uL) | GC Column: RXI-5Sil MS ID: 0.25(mm)

% Moisture: % Solids: | GPC Cleanup:(Y/N) N

Cleanup Factor: | Level: (low/med) Low

Analysis Batch No.: 627546 | Units: ug/Kg

CAS NO.	COMPOUND NAME	RESULT	Q	RL	MDL
191-24-2	Benzo[g,h,i]perylene	170	U	170	18
207-08-9	Benzo[k]fluoranthene	170	U	170	22
92-52-4	Biphenyl	170	U	170	25
108-60-1	bis (2-chloroisopropyl) ether	170	U	170	33
111-91-1	Bis(2-chloroethoxy)methane	170	U	170	35
111-44-4	Bis(2-chloroethyl)ether	170	U	170	22
117-81-7	Bis(2-ethylhexyl) phthalate	170	U	170	57
85-68-7	Butyl benzyl phthalate	170	U	170	27
105-60-2	Caprolactam	170	U	170	50
86-74-8	Carbazole	170	U	170	20
218-01-9	Chrysene	170	U	170	37
53-70-3	Dibenz(a,h)anthracene	170	U	170	29
132-64-9	Dibenzofuran	170	U	170	20
84-66-2	Diethyl phthalate	170	U	170	22
131-11-3	Dimethyl phthalate	170	U	170	20
84-74-2	Di-n-butyl phthalate	74.0	J	170	28
117-84-0	Di-n-octyl phthalate	170	U	170	20
206-44-0	Fluoranthene	170	U	170	18
86-73-7	Fluorene	170	U	170	20
118-74-1	Hexachlorobenzene	170	U	170	23
87-68-3	Hexachlorobutadiene	170	U	170	25
77-47-4	Hexachlorocyclopentadiene	170	U	170	23
67-72-1	Hexachloroethane	170	U	170	22
193-39-5	Indeno[1,2,3-cd]pyrene	170	U	170	21
78-59-1	Isophorone	170	U	170	35
91-20-3	Naphthalene	170	U	170	22
98-95-3	Nitrobenzene	170	U	170	19
621-64-7	N-Nitrosodi-n-propylamine	170	U	170	28
86-30-6	N-Nitrosodiphenylamine	170	U	170	140
87-86-5	Pentachlorophenol	320	U	320	170
85-01-8	Phenanthrene	170	U	170	25
108-95-2	Phenol	170	U	170	26

FORM X
IDENTIFICATION SUMMARY

Lab Name: Eurofins Buffalo Job No.: 480-198088-1

SDG No.:

Client Sample ID: B-28 Lab Sample ID: 480-198088-1

Instrument ID (1): HP6890-25 Instrument ID (2): HP6890-25

Date Analyzed (1): 05/25/2022 12:30 Date Analyzed (2): 05/25/2022 12:30

GC Column (1): RTX-CLPI ID: 0.53(mm) GC Column (2): RTX-CLPII ID: 0.53(mm)

ANALYTE	COL	PEAK	RT	RT WINDOW		CONCENTRATION		RPD
				FROM	TO	PEAK	MEAN	
Aldrin	1		3.73	3.70	3.76	0.55		113.7
	2		4.54	4.49	4.55	2.0		

FORM X 8081B

2A-IN
CALIBRATION VERIFICATIONS
METALS

Lab Name: Eurofins Buffalo Job No.: 480-198088-1

SDG No.:

ICV Source: MEI_10_CCVL_00445 Concentration Units: mg/L

CCV Source: MEI_10_CCVL_00445

Analyte	ICVL 480-627385/8 05/23/2022 13:29				CCVL 480-627385/21 05/23/2022 23:53				CCVL 480-627385/25 05/24/2022 00:39			
	Found	C	True	%R	Found	C	True	%R	Found	C	True	%R
Aluminum	0.246		0.200	123	0.231		0.200	116	0.217		0.200	108
Antimony	0.0202		0.0200	101	0.0173	J	0.0200	86	0.0173	J	0.0200	86
Arsenic	0.0148	J	0.0150	98	0.0131	J	0.0150	88	0.0138	J	0.0150	92
Barium	0.00211		0.00200	106	0.00212		0.00200	106	0.00205		0.00200	103
Beryllium	0.00213		0.00200	107	0.00209		0.00200	105	0.00214		0.00200	107
Cadmium	0.00216		0.00200	108	0.00221		0.00200	111	0.00200		0.00200	100
Calcium	0.516		0.500	103	0.533		0.500	107	0.511		0.500	102
Chromium	0.00439		0.00400	110	0.00462		0.00400	116	0.00391	J	0.00400	98
Cobalt	0.00375	J	0.00400	94	0.00390	J	0.00400	98	0.00387	J	0.00400	97
Copper	0.00972	J	0.0100	97	0.00921	J	0.0100	92	0.00906	J	0.0100	91
Iron	0.0526		0.0500	105	0.0585		0.0500	117	0.0516		0.0500	103
Lead	0.00978	J	0.0100	98	0.0109		0.0100	109	0.00971	J	0.0100	97
Magnesium	0.200		0.200	100	0.214		0.200	107	0.203		0.200	101
Manganese	0.00307		0.00300	102	0.00337		0.00300	112	0.00324		0.00300	108
Nickel	0.00959	J	0.0100	96	0.00964	J	0.0100	96	0.00994	J	0.0100	99
Potassium	0.510		0.500	102	0.533		0.500	107	0.835		0.500	167
Selenium	0.0254		0.0250	101	0.0262		0.0250	105	0.0270		0.0250	108
Silver	0.00527	J	0.00600	88	0.00535	J	0.00600	89	0.00570	J	0.00600	95
Sodium	0.984	J	1.01	98	1.04		1.01	103	1.19		1.01	118
Thallium	0.0188	J	0.0200	94	0.0191	J	0.0200	96	0.0197	J	0.0200	98
Vanadium	0.00423	J	0.00500	85	0.00517		0.00500	103	0.00488	J	0.00500	98
Zinc	0.0103		0.0100	103	0.0107		0.0100	107	0.0108		0.0100	108

Note! Calculations are performed before rounding to avoid round-off errors in calculated results.
Italicized analytes were not requested for this sequence.

3-IN
METHOD BLANK
METALS

Lab Name: Eurofins Buffalo Job No.: 480-198088-1

SDG No.:

Concentration Units: mg/Kg Lab Sample ID: MB 480-626942/1-A

Instrument Code: ICAP1 Batch No.: 627385

CAS No.	Analyte	Concentration	C	Q	Method
7429-90-5	Aluminum	5.04	J		6010C
7440-36-0	Antimony	14.4	U		6010C
7440-38-2	Arsenic	1.9	U		6010C
7440-39-3	Barium	0.48	U		6010C
7440-41-7	Beryllium	0.19	U		6010C
7440-43-9	Cadmium	0.19	U		6010C
7440-70-2	Calcium	4.76	J		6010C
7440-47-3	Chromium	0.48	U		6010C
7440-48-4	Cobalt	0.48	U		6010C
7440-50-8	Copper	0.96	U		6010C
7439-89-6	Iron	9.6	U		6010C
7439-92-1	Lead	0.96	U		6010C
7439-95-4	Magnesium	19.1	U		6010C
7439-96-5	Manganese	0.19	U		6010C
7440-02-0	Nickel	4.8	U		6010C
7782-49-2	Selenium	0.610	J		6010C
7440-22-4	Silver	0.57	U		6010C
7440-23-5	Sodium	59.76	J		6010C
7440-28-0	Thallium	5.7	U		6010C
7440-62-2	Vanadium	0.48	U		6010C
7440-66-6	Zinc	1.9	U		6010C

FORM III-IN

5A-IN
MATRIX SPIKE SAMPLE RECOVERY
METALS

Client ID: B-44 MS

Lab ID: 480-198088-4 MS

Lab Name: Eurofins Buffalo

Job No.: 480-198088-1

SDG No.:

Matrix: Solid

Concentration Units: mg/Kg

% Solids: 93.4

Analyte	SSR	C	Sample Result (SR)	C	Spike Added (SA)	%R	Control Limit %R	Q	Method
Aluminum	7976		3480		2080	216	75-125	F1	6010C
Antimony	33.90		16.7	U	41.5	82	75-125		6010C
Arsenic	39.17		1.3	J	41.5	91	75-125		6010C
Barium	57.61		10.8		41.5	113	75-125		6010C
Beryllium	37.22		0.19	J	41.5	89	75-125		6010C
Cadmium	36.93		0.16	J	41.5	89	75-125		6010C
Calcium	48990		48000		2070	50	75-125	4	6010C
Chromium	45.17		5.5		41.5	96	75-125		6010C
Cobalt	43.61		2.1		41.5	100	75-125		6010C
Copper	41.04		4.3		41.5	89	75-125		6010C
Iron	9643		6580		2070	148	75-125	F1	6010C
Lead	49.78		8.7		41.5	99	75-125		6010C
Magnesium	24180		22500		2070	80	75-125	4	6010C
Manganese	313.1		258		41.5	134	75-125	4	6010C
Nickel	45.33		4.0	J	41.5	100	75-125		6010C
Potassium	3972		1140		2080	136	75-125	^+ F1	6010C
Selenium	37.05		4.5	U	41.5	89	75-125		6010C
Silver	9.19		0.67	U	10.4	89	75-125		6010C
Sodium	2391		247		2080	103	75-125		6010C
Thallium	40.89		6.7	U	41.5	99	75-125		6010C
Vanadium	52.27		11.3		41.5	99	75-125		6010C
Zinc	81.65		40.9		41.5	98	75-125		6010C

SSR = Spiked Sample Result

Calculations are performed before rounding to avoid round-off errors in calculated results.
Note - Results and Reporting Limits have been adjusted for dry weight.

FORM VA - IN

5A-IN
MATRIX SPIKE DUPLICATE SAMPLE RECOVERY
METALS

Client ID: B-44 MSD

Lab ID: 480-198088-4 MSD

Lab Name: Eurofins Buffalo

Job No.: 480-198088-1

SDG No.:

Matrix: Solid

Concentration Units: mg/Kg

% Solids: 93.4

Analyte	(SDR)	C	Spike Added (SA)	%R	Control Limit %R	RPD	RPD Limit	Q	Method
Aluminum	7819		2180	199	75-125	2	20	F1	6010C
Antimony	35.95		43.5	83	75-125	6	20		6010C
Arsenic	40.73		43.5	91	75-125	4	20		6010C
Barium	57.90		43.5	108	75-125	0	20		6010C
Beryllium	39.80		43.5	91	75-125	7	20		6010C
Cadmium	38.92		43.5	89	75-125	5	20		6010C
Calcium	48410		2180	21	75-125	1	20	4	6010C
Chromium	47.27		43.5	96	75-125	5	20		6010C
Cobalt	45.33		43.5	99	75-125	4	20		6010C
Copper	42.90		43.5	89	75-125	4	20		6010C
Iron	9716		2180	144	75-125	1	20	^+ F1	6010C
Lead	51.67		43.5	99	75-125	4	20		6010C
Magnesium	23340		2180	38	75-125	4	20	4	6010C
Manganese	309.5		43.5	119	75-125	1	20	4	6010C
Nickel	46.82		43.5	98	75-125	3	20		6010C
Potassium	3976		2180	130	75-125	0	20	F1	6010C
Selenium	38.77		43.5	89	75-125	5	20		6010C
Silver	9.62		10.9	88	75-125	5	20		6010C
Sodium	2529		2180	105	75-125	6	20		6010C
Thallium	42.95		43.5	99	75-125	5	20		6010C
Vanadium	54.16		43.5	99	75-125	4	20		6010C
Zinc	80.73		43.5	91	75-125	1	20		6010C

SDR = Sample Duplicate Result

Calculations are performed before rounding to avoid round-off errors in calculated results.
Note - Results and Reporting Limits have been adjusted for dry weight.

FORM VD - IN

8-IN
ICP-AES AND ICP-MS SERIAL DILUTIONS
METALS

Lab ID: 480-198088-4

SDG No:

Lab Name: Eurofins Buffalo Job No: 480-198088-1

Matrix: Solid Concentration Units: mg/Kg

Analyte	Initial Sample Result (I)	C	Serial Dilution Result (S)	C	% Difference	Q	Method
Aluminum	3480		3739		7.4		6010C
Antimony	16.7	U	83.4	U	NC		6010C
Arsenic	1.3	J	11.1	U	NC		6010C
Barium	10.8		11.76		8.7		6010C
Beryllium	0.19	J	0.312	J	NC		6010C
Cadmium	0.16	J	0.256	J	NC		6010C
Calcium	48000		53920		12	V	6010C
Chromium	5.5		6.33		14	V	6010C
Cobalt	2.1		2.00	J	3.8		6010C
Copper	4.3		4.36	J	NC		6010C
Iron	6580		7480		14	V	6010C
Lead	8.7		9.49		9.1		6010C
Magnesium	22500		24720		9.7		6010C
Manganese	258		288.3		12	V	6010C
Nickel	4.0	J	4.12	J	NC		6010C
Potassium	1140		1236		8.4	^+	6010C
Selenium	4.5	U	22.3	U	NC		6010C
Silver	0.67	U	3.3	U	NC		6010C
Sodium	247		289.7	J	NC		6010C
Thallium	6.7	U	33.4	U	NC		6010C
Vanadium	11.3		12.11		7.4		6010C
Zinc	40.9		47.74		17	V	6010C

Calculations are performed before rounding to avoid round-off errors in calculated results.

FORM VIII-IN

Appendix C

Validator Qualifications

KENNETH R. APPLIN
Geochemist/Data Validator

Ph.D., Geochemistry and Mineralogy, The Pennsylvania State University

M.S., Geochemistry and Mineralogy, The Pennsylvania State University

B.A., Geological Sciences, SUNY at Geneseo, NY

Dr. Applin has over 35 years of experience working with the geochemistry of natural waters. His prior experience includes working as an Assistant Professor of Geology at the University of Missouri-Columbia and as Chief Hydrogeologist and Geochemist with a leading engineering firm in Rochester, NY. In 1993, he established KR Applin and Associates, a small consulting business that focuses on the geochemistry of natural waters, especially as applied to problems involving the contamination of groundwater and surface water.

Dr. Applin is also an experienced analytical data validator and has provided data validation services since 1994 to a variety of clients performing brownfield cleanup projects, hazardous waste remediation, groundwater monitoring at solid waste facilities, and other projects requiring third-party data validation. Dr. Applin has several years of hands-on experience with the laboratory analysis of natural waters and has successfully completed the USEPA Region II certification courses for performing inorganic and organic analytical data validation.

MICHAEL K. PERRY
Chemist/Data Validator

B.S. Chemistry, Georgia State University, Atlanta, GA

A.A.S., Chemical Technology, Alfred State College, Alfred, NY

Mr. Perry has over 30 years of experience in the analytical laboratory business. During his early career, he spent several years as a laboratory analyst performing the analysis of soil, water, and air samples for inorganic and organic chemical parameters. During his last 20 years in the environmental laboratory business, he managed and directed two major analytical laboratories in Rochester, NY. His management responsibilities included oversight of the daily operations of the lab, staff training and supervision, the selection, purchase, and maintenance of analytical instruments, the introduction of new laboratory methods, analytical quality assurance and quality control, data acquisition and management, and other business-related activities.

Mr. Perry has an extensive working knowledge of the methods and procedures used for sampling and analyzing both inorganic and organic analytes in soil, water, and air. He is an accomplished laboratory chemist and is familiar with the analytical methods and procedures established under the USEPA Contract Laboratory Protocols (CLP), the NYSDEC Analytical Services Protocols (ASP), and the NYSDOH Environmental Laboratory Approval Program (ELAP).

DATA USABILITY SUMMARY REPORT (DUSR)

Pilgrim Village Family
951 Ellicott St.
Buffalo, NY 14209
NYSDEC BCP # C915362

SDG: J199366-1
4 soil samples

Prepared for:

BE3 Corp.
960 Busti Avenue
Suite 150-B
Buffalo, NY 14213
Attention: Dalton Stack

July 2022

EDU *Environmental Data Usability 10028 Deer Park Dr. Dansville, NY 14437 585-991-9156*

Table of Contents

		Page No.
REVIEWER'S NARRATIVE		
1.0	SUMMARY	1
2.0	INTRODUCTION	1
3.0	SAMPLE AND ANALYSIS SUMMARY	2
4.0	GUIDANCE DOCUMENTS AND DATA REVIEW CRITERIA	2
5.0	DATA VALIDATION QUALIFIERS	3
6.0	RESULTS OF THE DATA REVIEW	4
7.0	TOTAL USABLE DATA	4

APPENDIX A Validated Analytical Results
APPENDIX B Laboratory QC Documentation
APPENDIX C Validator Qualifications

Tables

Table 4-1 Data Validation Guidance Documents
Table 4-2 Quality Control Criteria for Validating Laboratory Analytical Data

Summaries of Validated Results
Table 6-1 VOCs
Table 6-2 SVOCs
Table 6-3 Pesticides
Table 6-4 PCBs
Table 6-5 Metals

mREVIEWER'S NARRATIVE
BE3 SDG J199366-1: Pilgrim Village Family

The data associated with this Sample Delivery Group (SDG) J199366-1, analyzed by Eurofins Buffalo, Buffalo, NY have been reviewed in accordance with assessment criteria provided by the New York State Department of Environmental Conservation following the review procedures provided in the USEPA Functional Guidelines for evaluating organic and inorganic data.

All analytical results reported by the laboratory are considered valid and acceptable except results that have been qualified as rejected, “R”. Results qualified as estimated “J”, or as non-detects, “U”, are considered usable for the purpose of evaluating water and/or soil quality. However, these qualifiers indicate that the accuracy and/or precision of the analytical result is questionable. A summary of all data that have been qualified and the reasons for qualification are provided in the following data usability summary report (DUSR).

Two facts should be noted by all data users. First, the “R” qualifier means that the associated value is unusable. In other words, due to significant quality control (QC) problems, the analysis is invalid and provides no information as to whether the analyte is present or not. Values qualified with an “R” should not appear on the final data tables because they cannot be relied upon, even as the last resort. Second, no analyte concentration, even if it has passed all QC tests, is guaranteed to be accurate. Strict QC serves to increase confidence in data, but any value potentially contains error.

Reviewer's Signature: Michael K. Perry Date: 7/29/2022

Michael K. Perry
Chemist

1.0 SUMMARY

SITE:	Pilgrim Village Family 951 Ellicott St. Buffalo, NY 14209
SAMPLING DATE:	June 28, 2022
SAMPLE TYPE:	4 soil samples
LABORATORY:	Eurofins Buffalo Buffalo, NY
SDG No.:	J199366-1

2.0 INTRODUCTION

This data usability summary report (DUSR) was prepared in accordance with guidance provided by the New York State Department of Environmental Conservation (NYSDEC). The DUSR is based on a review and evaluation of the laboratory analytical data package. Specifically, the NYSDEC guidance recommends review and evaluation of the following elements of the data package:

- Completeness of the data package as defined under the requirements of the NYSDEC Analytical Services Protocols (ASP) Category B or the United States Environmental Protection Agency (USEPA) Contract Laboratory Program (CLP) deliverables,
- Compliance with established analyte holding times,
- Adherence to quality control (QC) limits and specifications for blanks, instrument tuning and calibration, surrogate recoveries, spike recoveries, laboratory duplicate analyses, and other QC criteria,
- Adherence to established analytical protocols,
- Conformance of data summary sheets with raw analytical data, and
- Use of correct data qualifiers.

Data deficiencies, analytical protocol deviations, and quality control problems identified using the review criteria above and their effect on the analytical results are discussed in this report.

3.0 SAMPLE AND ANALYSIS SUMMARY

The data package consists of analytical results for four soil samples collected on June 28, 2022. These samples were analyzed for Volatile Organic Compounds (VOCs), Semi-volatile Organic Compounds (SVOCs), Pesticides, PCBs, and Metals.

All analyses were performed by Eurofins Buffalo, Buffalo, NY and analyzed as SDG J199366-1. The analytical results were provided in NYSDEC ASP Category B format, which includes all raw analytical data and laboratory QC data.

4.0 GUIDANCE DOCUMENTS AND DATA REVIEW CRITERIA

The guidance documents appropriate for reviewing laboratory quality control (QC) data and assigning data qualifiers (flags) to analytical results were selected from those listed in Table 4-1. The QC limits established in the documents applicable to this data review were used to assess the quality of the analytical results. In some cases, however, QC limits established internally by the laboratory were taken into account to determine data quality.

The QC criteria considered for assessing the usability of the reported analytical results provided for each analyte type (i.e. VOCs, SVOCs, metals, etc.) are listed in Table 4-2. These criteria may vary with the analytical method utilized by the laboratory. These criteria comply with the guidance recommended in Section 2.0 above.

5.0 DATA VALIDATION QUALIFIERS

The letter qualifiers (flags) used to define data usability are described briefly below. These letters are assigned by the data validator to analytical results having questionable accuracy and/or precision as determined by reviewing the laboratory QC data associated with the analytical results.

TABLE 4-1

Guidance Used For Validating Laboratory Analytical Data

Analyte Group	Guidance	Date
Metals (ICP-AES)	USEPA SOP HW-3a, Rev. 1	September 2016
Metals (Hg & CN)	USEPA SOP HW-3c, Rev. 1	September 2016
Volatile Organic Compounds (by Methods 8260B & 8260C)	USEPA SOP HW-24, Rev. 4	September 2014
Semi-Volatile Organic Compounds (by Method 8270D)	USEPA SOP HW-22 Rev. 5	December 2010
Pesticides (by Method 8181B)	USEPA SOP HW-44, Rev. 1.1	December 2010
Chlorinated Herbicides (by Method 8151A)	USEPA SOP HW-17, Rev. 3.1	December 2010
Polychlorinated Biphenyls (PCBs)	USEPA SOP HW-37A, Rev. 0	June 2015
Volatile Organic Compounds (Air) (by Method TO-15)	USEPA SOP HW-31, Rev. 6	September 2016
Per- and PolyFluoroAlkyl Substances (PFAS)	* NYSDEC	January 2021
General Chemistry Parameters	per NYSDEC ASP	July 2005

* Sampling, Analysis, and Assessment of Per- and Polyfluoroalkyl Substances (PFAS) Under NYSDEC's Part 375 Remedial Programs, Appendix I

TABLE 4-2

QUALITY CONTROL CRITERIA USED FOR VALIDATING LABORATORY ANALYTICAL DATA

VOCs	SVOCs	Pesticides/PCBs	Metals	Gen Chemistry	PFAS
Completeness of Pkg	Completeness of Pkg	Completeness of Pkg	Completeness of Pkg	Completeness of Pkg	Completeness of Pkg
Sample Preservation	Sample Preservation	Sample Preservation	Sample Preservation	Sample Preservation	Sample Preservation
Holding Time	Holding Time	Holding Time	Holding Time	Holding Times	Holding Time
System Monitoring Compounds	Surrogate Recoveries	Surrogate Recoveries	Initial/Continuing Calibration	Calibration	Instr Performance Check
Lab Control Sample	Lab Control Sample	Matrix Spikes	CRDL Standards	Lab Control Samples	Initial Calibration
Matrix Spikes	Matrix Spikes	Blanks	Blanks	Blanks	Continuing Calibration
Blanks	Blanks	Instrument Calibration & Verification	Interference Check Sample	Spike Recoveries	Blanks
Instrument Tuning	Instrument Tuning	Comparison of duplicate GC column results	Spike Recoveries	Lab Duplicates	Surrogates
Internal Standards	Internal Standards	Analyte ID	Lab Duplicate		Lab Fortified Blank
Initial Calibration	Initial Calibration	Lab Qualifiers	Lab Control Sample		Matrix Spikes
Continuing Calibration	Continuing Calibration	Field Duplicate	ICP Serial Dilutions		Internal Standards
Lab Qualifiers	Lab Qualifiers		Lab Qualifiers		
Field Duplicate	Field Duplicate		Field Duplicate		

Method TO-15 (Air)
Completeness of Pkg
Sample Preservation
Holding Time
Canister Certification
Instrument Tuning
Initial Calibration and Instrument Performance
Daily Calibration
Blanks
Lab Control Sample
Field Duplicate

The laboratory may also use various letters and symbols to flag analytical results generated when QC limits were exceeded. The meanings of these flags may differ from those used by the independent data validator. Those used by the laboratory are provided with the analytical results.

NOTE: The assignment of data qualifiers by the data reviewer (validator) to laboratory analytical results should not necessarily be interpreted by the data user as a measure of laboratory ability or proficiency. Rather, the qualifiers are intended to provide a measure of data accuracy and precision to the data user, which, for example, may provide a level of confidence in determining whether or not standards or cleanup objectives have been met.

U The analyte was analyzed for but was not detected at or above the sample quantitation limit.

J The analyte was positively identified; the associated numerical value is the *approximate* concentration of the analyte in the sample. (The magnitude of any ± value associated with the result is not determined by data validation).

J+ The result is an estimated quantity and may be biased high.

J- The result is an estimated quantity and may be biased low.

UJ The analyte was analyzed for but not detected. The reported quantitation limit is approximate and may inaccurate or imprecise.

R The sample result is rejected (i.e., is unusable) due to serious deficiencies in the ability to analyze the sample and meet quality control criteria. The presence or absence of the analyte cannot be verified.

NJ The analysis indicates the presence of an analyte that has been "tentatively identified" and the associated numerical value represents its approximate concentration.

The validated analytical results are attached to this report. Validation qualifiers (flags) are indicated in red print. Data sheets having qualified data are signed and dated by the data reviewer.

6.0 RESULTS OF THE DATA REVIEW

The results of the data review are summarized in Tables 6-1 through 6-5. The tables list the samples where QC criteria were found to exceed acceptable limits and the actions taken to qualify the associated analytical results.

7.0 TOTAL USABLE DATA

For SDG J199366-1, four samples were analyzed and results were reported for 664 analytes. Even though some results were flagged with a "J" as estimated, all results (100 %) are considered usable. See the summary table for the analyses that have rejected/qualified and the corresponding QC reasons.

NOTE: 1) As noted by the laboratory, the soil samples were not collected following SW846 5035A protocol. This adds an element of uncertainty to the analytical results for volatile organic analytes (VOAs). Although not specifically indicated on the final data sheets with a "J" flag, the VOA analytical results should be considered estimated, but usable.

Table 6-1 8260 VOCs

SAMPLES AFFECTED	ANALYTES	ACTION	QC VIOLATION	COMMENTS
B5	1,1,2,2-Tetrachloroethane 1,2,4-TCB DBCP 1,2-DCB 1,3-DCB 1,4-DCB Isopropylbenzene	J detects UJ non-detects	IS DCBd5 < QC limit	Data are estimated
B5 B6	1,2,2-Trichloro-1,2,2-trifluoroethane Cyclohexane	J detects UJ non-detects	CCV > QC limit	Data are estimated
B7 B8	Acetone	J detects UJ non-detects	CCV > QC limit	Data are estimated

Table 6-2 8270 SVOCs

SAMPLES AFFECTED	ANALYTES	ACTION	QC VIOLATION	COMMENTS
none			none	

Table 6-3 Pesticides

SAMPLES AFFECTED	ANALYTES	ACTION	QC VIOLATION	COMMENTS
none			none	

Table 6-4 PCBs

SAMPLES AFFECTED	ANALYTES	ACTION	QC VIOLATION	COMMENTS
none			none	

Table 6-5 Metals

SAMPLES AFFECTED	ANALYTES	ACTION	QC VIOLATION	COMMENTS
none			none	

ACRONYMS

BSP	Blank Spike
CCAL	Continuing Calibration
CCB	Continuing Calibration Blank
CCV	Continuing Calibration Verification
CRDL	Contract Required Detection Limit
CRQL	Contract Required Quantitation Limit
%D	Percent Difference
ICAL	Initial Calibration
ICB	Initial Calibration Blank
IS	Internal Standard
LCS	Laboratory Control Sample
MS/MSD	Matrix Spike/Matrix Spike Duplicate
QA	Quality Assurance
QC	Quality Control
%R	Percent recovery
RPD	Relative Percent Difference
RRF	Relative Response Factor
%RSD	Percent Relative Standard Deviation
TAL	Target Analyte List (metals)
TCL	Target Compound List (organics)

Appendix A

Validated Analytical Results

ANALYTICAL REPORT

Job Number: 480-199366-1

Job Description: Pilgrim Village Family

For:
Brydges Engineering in Environment & Energy DPC
960 Busti Ave
Suite B-150
Buffalo, NY 14213

Attention: Mr. Dalton Stack

Approved for release.
John Beninati
Project Manager
7/7/2022 7:54 AM

John Beninati, Project Manager
10 Hazelwood Drive, Amherst, NY, 14228-2298
(716)504-9874
John.Beninati@et.eurofinsus.com
07/07/2022

The test results in this report meet all NELAP requirements for parameters for which accreditation is required or available. Any exceptions to the NELAP requirements are noted in this report. Pursuant to NELAP, this report may not be reproduced, except in full, without the written approval of the laboratory. This report is confidential and is intended for the sole use of Eurofins Environment Testing Northeast, LLC Buffalo and its client. All questions regarding this report should be directed to the Eurofins Environment Testing Northeast, LLC Buffalo Project Manager or designee who has signed this report.

The test results in this report relate only to the samples as received by the laboratory and will meet all requirements of the methodology, with any exceptions noted. This report shall not be reproduced except in full, without the express written approval of the laboratory. All questions should be directed to the Eurofins Environment Testing Northeast, LLC Project Manager.This report has been electronically signed and authorized by the signatory. Electronic signature is intended to be the legally binding equivalent of a traditionally handwritten signature.

Job Narrative
480-199366-1

Comments
No additional comments.

Receipt
The samples were received on 6/28/2022 1:22 PM. Unless otherwise noted below, the samples arrived in good condition, and where required, properly preserved and on ice. The temperature of the cooler at receipt was 22.6º C.

GC/MS VOA
Method 8260C: The method blank for preparation batch 480-631904 and analytical batch 480-631906 contained Methylene Chloride above the reporting limit (RL). This compound is considered a common laboratory contaminant. The associated sample(s) were not re-extracted and/or re-analyzed because the concentration of the common lab contaminant in the method blank was less than 5 times the RL. The following samples are affected: B7 (480-199366-3) and B8 (480-199366-4).

Method 8260C: Internal standard (ISTD) response for the following sample was outside control limits: B5 (480-199366-1). The sample(s) was re-extracted and/or re-analyzed and ISTD response was outside control limits.

Method 8260C: The continuing calibration verification (CCV) associated with batch 480-632100 recovered above the upper control limit for 1,1,2-Trichloro-1,2,2-trifluoroethane and Cyclohexane. The samples associated with this CCV were non-detects for the affected analytes; therefore, the data have been reported. The associated samples are impacted: B5 (480-199366-1) and B6 (480-199366-2).

No additional analytical or quality issues were noted, other than those described above or in the Definitions/Glossary page.

GC/MS Semi VOA
No analytical or quality issues were noted, other than those described in the Definitions/Glossary page.

GC Semi VOA
Method 8081B: The continuing calibration verification (CCV) associated with batch 480-631928 recovered above the upper control limit for Heptachlor epoxide. The samples associated with this CCV were non-detects for the affected analytes; therefore, the data have been reported. The associated samples are impacted: B5 (480-199366-1), B6 (480-199366-2), B7 (480-199366-3) and B8 (480-199366-4).

No additional analytical or quality issues were noted, other than those described above or in the Definitions/Glossary page.

Metals
No analytical or quality issues were noted, other than those described in the Definitions/Glossary page.

Organic Prep
No analytical or quality issues were noted, other than those described in the Definitions/Glossary page.

Sample Summary

Client: Brydges Engineering in Environment & Energy DPC
Job ID: 480-199366-1
Project/Site: Pilgrim Village Family

Lab Sample ID	Client Sample ID	Matrix	Collected	Received
480-199366-1	B5	Solid	06/28/22 12:00	06/28/22 13:22
480-199366-2	B6	Solid	06/28/22 12:00	06/28/22 13:22
480-199366-3	B7	Solid	06/28/22 12:00	06/28/22 13:22
480-199366-4	B8	Solid	06/28/22 12:00	06/28/22 13:22

Eurofins Lancaster Laboratories Env, LLC
2425 New Holland Pike
Lancaster, PA 17601
Phone (717) 656-2300

Chain of Custody Record

eurofins Environment Testing America

Client Information	Sampler: Jesse Zienkek	Lab PM: Beninati, John	Carrier Tracking No(s):	COC No:
Client Contact:	Phone: 716-462-7401	E-Mail:	State of Origin:	Page:
Company: BE3	PWSID:			Job #:
Address: 968 Busti Ave	Due Date Requested: ASAP			
City: Buffalo	TAT Requested (days):			
State, Zip: NY 14213	Compliance Project: Δ Yes Δ No			
Phone: 716-249-6888	PO #:			
Email:	WO #:			
Project Name: Pilgrim Village Family	Project #:			
Site:	SSOW#:			

Analysis Requested

Preservation Codes:
A - HCL, B - NaOH, C - Zn Acetate, D - Nitric Acid, E - NaHSO4, F - MeOH, G - Amchlor, H - Ascorbic Acid, M - Hexane, N - None, O - AsNaO2, P - Na2O4S, Q - Na2SO3, R - Na2S2O3, S - H2SO4, T - TSP Dodecahydrate, cetone, CAA, H 4-5, her (specify)

480-199366 Chain of Custody

Sample Identification	Sample Date	Sample Time	Sample Type (C=comp, G=grab)	Matrix (W=water, S=solid, O=waste/oil, BT=Tissue, A=Air)	Field Filtered Sample (Yes or No)	Perform MS/MSD (Yes or No)	6010C, 7471B	8270D - TCL SVOCs	8260C - TCL VOCs (LL Bulk)	8081B, 8082A, 8270D	Total Nu	Special Instructions/Note:
			Preservation Code:									
B5	6/28/22	1200	G	Solid			X	X	X	X	4	
B6	↓	↓	↓	↓			↓	↓	↓	↓	4	
B7	↓	↓	↓	↓			↓	↓	↓	↓	4	
B8	↓	↓	↓	↓			↓	↓	↓	↓	4	

Possible Hazard Identification
☒ Non-Hazard ☐ Flammable ☐ Skin Irritant ☐ Poison B ☐ Unknown ☐ Radiological

Sample Disposal (A fee may be assessed if samples are retained longer than 1 month)
☐ Return To Client ☒ Disposal By Lab ☐ Archive For _____ Months

Deliverable Requested: I, II, III, IV, Other (specify) NYSDEC CAT B w/ EDD

Special Instructions/QC Requirements:

Empty Kit Relinquished by:	Date:	Time:	Method of Shipment:		
Relinquished by: Jesse Zienkek	Date/Time: 6/28/22	Company: BE3	Received by:	Date/Time:	Company
Relinquished by:	Date/Time:	Company	Received by:	Date/Time:	Company
Relinquished by:	Date/Time:	Company	Received by:	Date/Time: 6/28/22 1322	Company: TAB
Custody Seals Intact: Δ Yes Δ No	Custody Seal No.:		Cooler Temperature(s) °C and Other Remarks: 22.6 #1 No ECE		

Ver: 01/16/2019

Method 8260C

Volatile Organic Compounds (GC/MS) by Method 8260C

FORM I
GC/MS VOA ORGANICS ANALYSIS DATA SHEET

Lab Name: Eurofins Buffalo | Job No.: 480-199366-1

SDG No.:

Client Sample ID: B5 | Lab Sample ID: 480-199366-1

Matrix: Solid | Lab File ID: M04490.D

Analysis Method: 8260C | Date Collected: 06/28/2022 12:00

Sample wt/vol: 5.14(g) | Date Analyzed: 06/30/2022 01:15

Soil Aliquot Vol: | Dilution Factor: 1

Soil Extract Vol.: | GC Column: ZB-624 (30) VOA ID: 0.25(mm)

Purge Volume: 5.0(mL) | Heated Purge: (Y/N) Y pH:

% Moisture: 21.4 % Solids: 78.6 | Level: (low/med) Low

Analysis Batch No.: 632100 | Units: ug/Kg

CAS NO.	COMPOUND NAME	RESULT	Q	RL	MDL	
71-55-6	1,1,1-Trichloroethane	6.2	U vs	6.2	0.45	
79-34-5	1,1,2,2-Tetrachloroethane	6.2	U *3 vs	6.2	1.0	UJ
76-13-1	1,1,2-Trichloro-1,2,2-trifluoroethane	6.2	U vs	6.2	1.4	UJ
79-00-5	1,1,2-Trichloroethane	6.2	U vs	6.2	0.80	
75-34-3	1,1-Dichloroethane	6.2	U vs	6.2	0.76	
75-35-4	1,1-Dichloroethene	6.2	U vs	6.2	0.76	
120-82-1	1,2,4-Trichlorobenzene	6.2	U *3 vs	6.2	0.38	UJ
96-12-8	1,2-Dibromo-3-Chloropropane	6.2	U *3 vs	6.2	3.1	UJ
106-93-4	1,2-Dibromoethane	6.2	U vs	6.2	0.80	
95-50-1	1,2-Dichlorobenzene	6.2	U *3 vs	6.2	0.48	UJ
107-06-2	1,2-Dichloroethane	6.2	U vs	6.2	0.31	
78-87-5	1,2-Dichloropropane	6.2	U vs	6.2	3.1	
541-73-1	1,3-Dichlorobenzene	6.2	U *3 vs	6.2	0.32	UJ
106-46-7	1,4-Dichlorobenzene	6.2	U *3 vs	6.2	0.87	UJ
78-93-3	2-Butanone (MEK)	31	U vs	31	2.3	
591-78-6	2-Hexanone	31	U vs	31	3.1	
108-10-1	4-Methyl-2-pentanone (MIBK)	31	U vs	31	2.0	
67-64-1	Acetone	31	U vs	31	5.2	
71-43-2	Benzene	6.2	U vs	6.2	0.30	
75-27-4	Bromodichloromethane	6.2	U vs	6.2	0.83	
75-25-2	Bromoform	6.2	U vs	6.2	3.1	
74-83-9	Bromomethane	6.2	U vs	6.2	0.56	
75-15-0	Carbon disulfide	6.2	U vs	6.2	3.1	
56-23-5	Carbon tetrachloride	6.2	U vs	6.2	0.60	
108-90-7	Chlorobenzene	6.2	U vs	6.2	0.82	
75-00-3	Chloroethane	6.2	U vs	6.2	1.4	
67-66-3	Chloroform	6.2	U vs	6.2	0.38	
74-87-3	Chloromethane	6.2	U vs	6.2	0.37	
156-59-2	cis-1,2-Dichloroethene	6.2	U vs	6.2	0.79	
10061-01-5	cis-1,3-Dichloropropene	6.2	U vs	6.2	0.89	

MKP 7/29/2022

FORM I
GC/MS VOA ORGANICS ANALYSIS DATA SHEET

Lab Name: Eurofins Buffalo | Job No.: 480-199366-1

SDG No.:

Client Sample ID: B5 | Lab Sample ID: 480-199366-1

Matrix: Solid | Lab File ID: M04490.D

Analysis Method: 8260C | Date Collected: 06/28/2022 12:00

Sample wt/vol: 5.14(g) | Date Analyzed: 06/30/2022 01:15

Soil Aliquot Vol: | Dilution Factor: 1

Soil Extract Vol.: | GC Column: ZB-624 (30) VOA ID: 0.25(mm)

Purge Volume: 5.0(mL) | Heated Purge: (Y/N) Y pH:

% Moisture: 21.4 % Solids: 78.6 | Level: (low/med) Low

Analysis Batch No.: 632100 | Units: ug/Kg

CAS NO.	COMPOUND NAME	RESULT	Q	RL	MDL	
110-82-7	Cyclohexane	6.2	U vs	6.2	0.87	UJ
124-48-1	Dibromochloromethane	6.2	U vs	6.2	0.79	
75-71-8	Dichlorodifluoromethane	6.2	U vs	6.2	0.51	
100-41-4	Ethylbenzene	6.2	U vs	6.2	0.43	
98-82-8	Isopropylbenzene	6.2	U *3 vs	6.2	0.93	UJ
79-20-9	Methyl acetate	31	U vs	31	3.7	
1634-04-4	Methyl tert-butyl ether	6.2	U vs	6.2	0.61	
108-87-2	Methylcyclohexane	6.2	U vs	6.2	0.94	
75-09-2	Methylene Chloride	6.2	U vs	6.2	2.8	
100-42-5	Styrene	6.2	U vs	6.2	0.31	
127-18-4	Tetrachloroethene	6.2	U vs	6.2	0.83	
108-88-3	Toluene	6.2	U vs	6.2	0.47	
156-60-5	trans-1,2-Dichloroethene	6.2	U vs	6.2	0.64	
10061-02-6	trans-1,3-Dichloropropene	6.2	U vs	6.2	2.7	
79-01-6	Trichloroethene	6.2	U vs	6.2	1.4	
75-69-4	Trichlorofluoromethane	6.2	U vs	6.2	0.59	
75-01-4	Vinyl chloride	6.2	U vs	6.2	0.76	
1330-20-7	Xylenes, Total	12	U vs	12	1.0	

CAS NO.	SURROGATE	%REC	Q	LIMITS
17060-07-0	1,2-Dichloroethane-d4 (Surr)	101		64-126
460-00-4	4-Bromofluorobenzene (Surr)	75		72-126
1868-53-7	Dibromofluoromethane (Surr)	103		60-140
2037-26-5	Toluene-d8 (Surr)	114		71-125

MKP 7/29/2022

FORM I
GC/MS VOA ORGANICS ANALYSIS DATA SHEET

Lab Name: Eurofins Buffalo | Job No.: 480-199366-1

SDG No.:

Client Sample ID: B6 | Lab Sample ID: 480-199366-2

Matrix: Solid | Lab File ID: M04491.D

Analysis Method: 8260C | Date Collected: 06/28/2022 12:00

Sample wt/vol: 5.04(g) | Date Analyzed: 06/30/2022 01:39

Soil Aliquot Vol: | Dilution Factor: 1

Soil Extract Vol.: | GC Column: ZB-624 (30) VOA ID: 0.25(mm)

Purge Volume: 5.0(mL) | Heated Purge: (Y/N) Y pH:

% Moisture: 17.6 % Solids: 82.4 | Level: (low/med) Low

Analysis Batch No.: 632100 | Units: ug/Kg

CAS NO.	COMPOUND NAME	RESULT	Q	RL	MDL	
71-55-6	1,1,1-Trichloroethane	6.0	U vs	6.0	0.44	
79-34-5	1,1,2,2-Tetrachloroethane	6.0	U vs	6.0	0.98	
76-13-1	1,1,2-Trichloro-1,2,2-trifluoroethane	6.0	U vs	6.0	1.4	UJ
79-00-5	1,1,2-Trichloroethane	6.0	U vs	6.0	0.78	
75-34-3	1,1-Dichloroethane	6.0	U vs	6.0	0.73	
75-35-4	1,1-Dichloroethene	6.0	U vs	6.0	0.74	
120-82-1	1,2,4-Trichlorobenzene	6.0	U vs	6.0	0.37	
96-12-8	1,2-Dibromo-3-Chloropropane	6.0	U vs	6.0	3.0	
106-93-4	1,2-Dibromoethane	6.0	U vs	6.0	0.77	
95-50-1	1,2-Dichlorobenzene	6.0	U vs	6.0	0.47	
107-06-2	1,2-Dichloroethane	6.0	U vs	6.0	0.30	
78-87-5	1,2-Dichloropropane	6.0	U vs	6.0	3.0	
541-73-1	1,3-Dichlorobenzene	6.0	U vs	6.0	0.31	
106-46-7	1,4-Dichlorobenzene	6.0	U vs	6.0	0.84	
78-93-3	2-Butanone (MEK)	30	U vs	30	2.2	
591-78-6	2-Hexanone	30	U vs	30	3.0	
108-10-1	4-Methyl-2-pentanone (MIBK)	30	U vs	30	2.0	
67-64-1	Acetone	30	U vs	30	5.1	
71-43-2	Benzene	6.0	U vs	6.0	0.30	
75-27-4	Bromodichloromethane	6.0	U vs	6.0	0.81	
75-25-2	Bromoform	6.0	U vs	6.0	3.0	
74-83-9	Bromomethane	6.0	U vs	6.0	0.54	
75-15-0	Carbon disulfide	6.0	U vs	6.0	3.0	
56-23-5	Carbon tetrachloride	6.0	U vs	6.0	0.58	
108-90-7	Chlorobenzene	6.0	U vs	6.0	0.80	
75-00-3	Chloroethane	6.0	U vs	6.0	1.4	
67-66-3	Chloroform	6.0	U vs	6.0	0.37	
74-87-3	Chloromethane	6.0	U vs	6.0	0.36	
156-59-2	cis-1,2-Dichloroethene	6.0	U vs	6.0	0.77	
10061-01-5	cis-1,3-Dichloropropene	6.0	U vs	6.0	0.87	
110-82-7	Cyclohexane	6.0	U vs	6.0	0.84	UJ
124-48-1	Dibromochloromethane	6.0	U vs	6.0	0.77	
75-71-8	Dichlorodifluoromethane	6.0	U vs	6.0	0.50	

MKP 7/29/2022

FORM I
GC/MS VOA ORGANICS ANALYSIS DATA SHEET

Lab Name: Eurofins Buffalo
Job No.: 480-199366-1
SDG No.:
Client Sample ID: B6
Lab Sample ID: 480-199366-2
Matrix: Solid
Lab File ID: M04491.D
Analysis Method: 8260C
Date Collected: 06/28/2022 12:00
Sample wt/vol: 5.04(g)
Date Analyzed: 06/30/2022 01:39
Soil Aliquot Vol:
Dilution Factor: 1
Soil Extract Vol.:
GC Column: ZB-624 (30) VOA ID: 0.25(mm)
Purge Volume: 5.0(mL)
Heated Purge: (Y/N) Y pH:
% Moisture: 17.6 % Solids: 82.4
Level: (low/med) Low
Analysis Batch No.: 632100
Units: ug/Kg

CAS NO.	COMPOUND NAME	RESULT	Q	RL	MDL
100-41-4	Ethylbenzene	6.0	U vs	6.0	0.42
98-82-8	Isopropylbenzene	6.0	U vs	6.0	0.91
79-20-9	Methyl acetate	30	U vs	30	3.6
1634-04-4	Methyl tert-butyl ether	6.0	U vs	6.0	0.59
108-87-2	Methylcyclohexane	6.0	U vs	6.0	0.92
75-09-2	Methylene Chloride	6.0	U vs	6.0	2.8
100-42-5	Styrene	6.0	U vs	6.0	0.30
127-18-4	Tetrachloroethene	6.0	U vs	6.0	0.81
108-88-3	Toluene	6.0	U vs	6.0	0.46
156-60-5	trans-1,2-Dichloroethene	6.0	U vs	6.0	0.62
10061-02-6	trans-1,3-Dichloropropene	6.0	U vs	6.0	2.7
79-01-6	Trichloroethene	6.0	U vs	6.0	1.3
75-69-4	Trichlorofluoromethane	6.0	U vs	6.0	0.57
75-01-4	Vinyl chloride	6.0	U vs	6.0	0.73
1330-20-7	Xylenes, Total	12	U vs	12	1.0

CAS NO.	SURROGATE	%REC	Q	LIMITS
17060-07-0	1,2-Dichloroethane-d4 (Surr)	100		64-126
460-00-4	4-Bromofluorobenzene (Surr)	81		72-126
1868-53-7	Dibromofluoromethane (Surr)	99		60-140
2037-26-5	Toluene-d8 (Surr)	106		71-125

FORM I
GC/MS VOA ORGANICS ANALYSIS DATA SHEET

Lab Name: Eurofins Buffalo | Job No.: 480-199366-1

SDG No.:

Client Sample ID: B7 | Lab Sample ID: 480-199366-3

Matrix: Solid | Lab File ID: M04471.D

Analysis Method: 8260C | Date Collected: 06/28/2022 12:00

Sample wt/vol: 5.07(g) | Date Analyzed: 06/29/2022 04:28

Soil Aliquot Vol: | Dilution Factor: 1

Soil Extract Vol.: | GC Column: ZB-624 (30) VOA ID: 0.25(mm)

Purge Volume: 5.0(mL) | Heated Purge: (Y/N) Y pH:

% Moisture: 16.1 % Solids: 83.9 | Level: (low/med) Low

Analysis Batch No.: 631906 | Units: ug/Kg

CAS NO.	COMPOUND NAME	RESULT	Q	RL	MDL	
71-55-6	1,1,1-Trichloroethane	5.9	U vs	5.9	0.43	
79-34-5	1,1,2,2-Tetrachloroethane	5.9	U vs	5.9	0.95	
76-13-1	1,1,2-Trichloro-1,2,2-trifluoroethane	5.9	U vs	5.9	1.3	
79-00-5	1,1,2-Trichloroethane	5.9	U vs	5.9	0.76	
75-34-3	1,1-Dichloroethane	5.9	U vs	5.9	0.72	
75-35-4	1,1-Dichloroethene	5.9	U vs	5.9	0.72	
120-82-1	1,2,4-Trichlorobenzene	5.9	U vs	5.9	0.36	
96-12-8	1,2-Dibromo-3-Chloropropane	5.9	U vs	5.9	2.9	
106-93-4	1,2-Dibromoethane	5.9	U vs	5.9	0.75	
95-50-1	1,2-Dichlorobenzene	5.9	U vs	5.9	0.46	
107-06-2	1,2-Dichloroethane	5.9	U vs	5.9	0.29	
78-87-5	1,2-Dichloropropane	5.9	U vs	5.9	2.9	
541-73-1	1,3-Dichlorobenzene	5.9	U vs	5.9	0.30	
106-46-7	1,4-Dichlorobenzene	5.9	U vs	5.9	0.82	
78-93-3	2-Butanone (MEK)	29	U vs	29	2.1	
591-78-6	2-Hexanone	29	U vs	29	2.9	
108-10-1	4-Methyl-2-pentanone (MIBK)	29	U vs	29	1.9	
67-64-1	Acetone	29	U vs	29	4.9	UJ
71-43-2	Benzene	5.9	U vs	5.9	0.29	
75-27-4	Bromodichloromethane	5.9	U vs	5.9	0.79	
75-25-2	Bromoform	5.9	U vs	5.9	2.9	
74-83-9	Bromomethane	5.9	U vs	5.9	0.53	
75-15-0	Carbon disulfide	5.9	U vs	5.9	2.9	
56-23-5	Carbon tetrachloride	5.9	U vs	5.9	0.57	
108-90-7	Chlorobenzene	5.9	U vs	5.9	0.78	
75-00-3	Chloroethane	5.9	U vs	5.9	1.3	
67-66-3	Chloroform	5.9	U vs	5.9	0.36	
74-87-3	Chloromethane	5.9	U vs	5.9	0.35	
156-59-2	cis-1,2-Dichloroethene	5.9	U vs	5.9	0.75	
10061-01-5	cis-1,3-Dichloropropene	5.9	U vs	5.9	0.85	
110-82-7	Cyclohexane	5.9	U vs	5.9	0.82	
124-48-1	Dibromochloromethane	5.9	U vs	5.9	0.75	
75-71-8	Dichlorodifluoromethane	5.9	U vs	5.9	0.49	

MKP 7/29/2022

FORM I
GC/MS VOA ORGANICS ANALYSIS DATA SHEET

Lab Name: Eurofins Buffalo
Job No.: 480-199366-1
SDG No.:
Client Sample ID: B7
Lab Sample ID: 480-199366-3
Matrix: Solid
Lab File ID: M04471.D
Analysis Method: 8260C
Date Collected: 06/28/2022 12:00
Sample wt/vol: 5.07(g)
Date Analyzed: 06/29/2022 04:28
Soil Aliquot Vol:
Dilution Factor: 1
Soil Extract Vol.:
GC Column: ZB-624 (30) VOA ID: 0.25(mm)
Purge Volume: 5.0(mL)
Heated Purge: (Y/N) Y pH:
% Moisture: 16.1 % Solids: 83.9
Level: (low/med) Low
Analysis Batch No.: 631906
Units: ug/Kg

CAS NO.	COMPOUND NAME	RESULT	Q	RL	MDL
100-41-4	Ethylbenzene	5.9	U vs	5.9	0.41
98-82-8	Isopropylbenzene	5.9	U vs	5.9	0.89
79-20-9	Methyl acetate	29	U vs	29	3.5
1634-04-4	Methyl tert-butyl ether	5.9	U vs	5.9	0.58
108-87-2	Methylcyclohexane	5.9	U vs	5.9	0.89
75-09-2	Methylene Chloride	5.9	U vs	5.9	2.7
100-42-5	Styrene	5.9	U vs	5.9	0.29
127-18-4	Tetrachloroethene	5.9	U vs	5.9	0.79
108-88-3	Toluene	5.9	U vs	5.9	0.44
156-60-5	trans-1,2-Dichloroethene	5.9	U vs	5.9	0.61
10061-02-6	trans-1,3-Dichloropropene	5.9	U vs	5.9	2.6
79-01-6	Trichloroethene	5.9	U vs	5.9	1.3
75-69-4	Trichlorofluoromethane	5.9	U vs	5.9	0.56
75-01-4	Vinyl chloride	5.9	U vs	5.9	0.72
1330-20-7	Xylenes, Total	12	U vs	12	0.99

CAS NO.	SURROGATE	%REC	Q	LIMITS
17060-07-0	1,2-Dichloroethane-d4 (Surr)	98		64-126
460-00-4	4-Bromofluorobenzene (Surr)	87		72-126
1868-53-7	Dibromofluoromethane (Surr)	96		60-140
2037-26-5	Toluene-d8 (Surr)	91		71-125

FORM I
GC/MS VOA ORGANICS ANALYSIS DATA SHEET

Lab Name: Eurofins Buffalo | Job No.: 480-199366-1

SDG No.:

Client Sample ID: B8 | Lab Sample ID: 480-199366-4

Matrix: Solid | Lab File ID: M04472.D

Analysis Method: 8260C | Date Collected: 06/28/2022 12:00

Sample wt/vol: 5.04(g) | Date Analyzed: 06/29/2022 04:52

Soil Aliquot Vol: | Dilution Factor: 1

Soil Extract Vol.: | GC Column: ZB-624 (30) VOA ID: 0.25(mm)

Purge Volume: 5.0(mL) | Heated Purge: (Y/N) Y pH:

% Moisture: 18.9 % Solids: 81.1 | Level: (low/med) Low

Analysis Batch No.: 631906 | Units: ug/Kg

CAS NO.	COMPOUND NAME	RESULT	Q	RL	MDL	
71-55-6	1,1,1-Trichloroethane	6.1	U vs	6.1	0.44	
79-34-5	1,1,2,2-Tetrachloroethane	6.1	U vs	6.1	0.99	
76-13-1	1,1,2-Trichloro-1,2,2-trifluoroethane	6.1	U vs	6.1	1.4	
79-00-5	1,1,2-Trichloroethane	6.1	U vs	6.1	0.80	
75-34-3	1,1-Dichloroethane	6.1	U vs	6.1	0.75	
75-35-4	1,1-Dichloroethene	6.1	U vs	6.1	0.75	
120-82-1	1,2,4-Trichlorobenzene	6.1	U vs	6.1	0.37	
96-12-8	1,2-Dibromo-3-Chloropropane	6.1	U vs	6.1	3.1	
106-93-4	1,2-Dibromoethane	6.1	U vs	6.1	0.79	
95-50-1	1,2-Dichlorobenzene	6.1	U vs	6.1	0.48	
107-06-2	1,2-Dichloroethane	6.1	U vs	6.1	0.31	
78-87-5	1,2-Dichloropropane	6.1	U vs	6.1	3.1	
541-73-1	1,3-Dichlorobenzene	6.1	U vs	6.1	0.31	
106-46-7	1,4-Dichlorobenzene	6.1	U vs	6.1	0.86	
78-93-3	2-Butanone (MEK)	31	U vs	31	2.2	
591-78-6	2-Hexanone	31	U vs	31	3.1	
108-10-1	4-Methyl-2-pentanone (MIBK)	31	U vs	31	2.0	
67-64-1	Acetone	24	J vs	31	5.2	UJ
71-43-2	Benzene	6.1	U vs	6.1	0.30	
75-27-4	Bromodichloromethane	6.1	U vs	6.1	0.82	
75-25-2	Bromoform	6.1	U vs	6.1	3.1	
74-83-9	Bromomethane	6.1	U vs	6.1	0.55	
75-15-0	Carbon disulfide	6.1	U vs	6.1	3.1	
56-23-5	Carbon tetrachloride	6.1	U vs	6.1	0.59	
108-90-7	Chlorobenzene	6.1	U vs	6.1	0.81	
75-00-3	Chloroethane	6.1	U vs	6.1	1.4	
67-66-3	Chloroform	6.1	U vs	6.1	0.38	
74-87-3	Chloromethane	6.1	U vs	6.1	0.37	
156-59-2	cis-1,2-Dichloroethene	6.1	U vs	6.1	0.78	
10061-01-5	cis-1,3-Dichloropropene	6.1	U vs	6.1	0.88	
110-82-7	Cyclohexane	6.1	U vs	6.1	0.86	
124-48-1	Dibromochloromethane	6.1	U vs	6.1	0.78	
75-71-8	Dichlorodifluoromethane	6.1	U vs	6.1	0.51	

MKP 7/29/2022

FORM I
GC/MS VOA ORGANICS ANALYSIS DATA SHEET

Lab Name: Eurofins Buffalo
Job No.: 480-199366-1
SDG No.:
Client Sample ID: B8
Lab Sample ID: 480-199366-4
Matrix: Solid
Lab File ID: M04472.D
Analysis Method: 8260C
Date Collected: 06/28/2022 12:00
Sample wt/vol: 5.04(g)
Date Analyzed: 06/29/2022 04:52
Soil Aliquot Vol:
Dilution Factor: 1
Soil Extract Vol.:
GC Column: ZB-624 (30) VOA ID: 0.25(mm)
Purge Volume: 5.0(mL)
Heated Purge: (Y/N) Y pH:
% Moisture: 18.9 % Solids: 81.1
Level: (low/med) Low
Analysis Batch No.: 631906
Units: ug/Kg

CAS NO.	COMPOUND NAME	RESULT	Q	RL	MDL
100-41-4	Ethylbenzene	6.1	U vs	6.1	0.42
98-82-8	Isopropylbenzene	6.1	U vs	6.1	0.92
79-20-9	Methyl acetate	31	U vs	31	3.7
1634-04-4	Methyl tert-butyl ether	6.1	U vs	6.1	0.60
108-87-2	Methylcyclohexane	6.1	U vs	6.1	0.93
75-09-2	Methylene Chloride	6.1	U vs	6.1	2.8
100-42-5	Styrene	6.1	U vs	6.1	0.31
127-18-4	Tetrachloroethene	6.1	U vs	6.1	0.82
108-88-3	Toluene	6.1	U vs	6.1	0.46
156-60-5	trans-1,2-Dichloroethene	6.1	U vs	6.1	0.63
10061-02-6	trans-1,3-Dichloropropene	6.1	U vs	6.1	2.7
79-01-6	Trichloroethene	6.1	U vs	6.1	1.3
75-69-4	Trichlorofluoromethane	6.1	U vs	6.1	0.58
75-01-4	Vinyl chloride	6.1	U vs	6.1	0.75
1330-20-7	Xylenes, Total	12	U vs	12	1.0

CAS NO.	SURROGATE	%REC	Q	LIMITS
17060-07-0	1,2-Dichloroethane-d4 (Surr)	102		64-126
460-00-4	4-Bromofluorobenzene (Surr)	80		72-126
1868-53-7	Dibromofluoromethane (Surr)	99		60-140
2037-26-5	Toluene-d8 (Surr)	98		71-125

Method 8270D

Semivolatile Organic Compounds (GC/MS) by Method 8270D

No data validation qualifiers were added

MKP 7/29/2022

FORM I
GC/MS SEMI VOA ORGANICS ANALYSIS DATA SHEET

Lab Name: Eurofins Buffalo | Job No.: 480-199366-1

SDG No.:

Client Sample ID: B5 | Lab Sample ID: 480-199366-1

Matrix: Solid | Lab File ID: V3158685.d

Analysis Method: 8270D | Date Collected: 06/28/2022 12:00

Extract. Method: 3550C | Date Extracted: 06/29/2022 15:38

Sample wt/vol: 30.35(g) | Date Analyzed: 06/30/2022 21:55

Con. Extract Vol.: 1(mL) | Dilution Factor: 1

Injection Volume: 1(uL) | GC Column: RXI-5Sil MS ID: 0.25(mm)

% Moisture: 21.4 % Solids: 78.6 | GPC Cleanup:(Y/N) N

Cleanup Factor: | Level: (low/med) Low

Analysis Batch No.: 632229 | Units: ug/Kg

CAS NO.	COMPOUND NAME	RESULT	Q	RL	MDL
95-95-4	2,4,5-Trichlorophenol	210	U	210	58
88-06-2	2,4,6-Trichlorophenol	210	U	210	43
120-83-2	2,4-Dichlorophenol	210	U	210	23
105-67-9	2,4-Dimethylphenol	210	U	210	52
51-28-5	2,4-Dinitrophenol	2100	U	2100	990
121-14-2	2,4-Dinitrotoluene	210	U	210	44
606-20-2	2,6-Dinitrotoluene	210	U	210	25
91-58-7	2-Chloronaphthalene	210	U	210	35
95-57-8	2-Chlorophenol	420	U	420	39
91-57-6	2-Methylnaphthalene	210	U	210	43
95-48-7	2-Methylphenol	210	U	210	25
88-74-4	2-Nitroaniline	420	U	420	31
88-75-5	2-Nitrophenol	210	U	210	60
91-94-1	3,3'-Dichlorobenzidine	420	U	420	250
99-09-2	3-Nitroaniline	420	U	420	59
534-52-1	4,6-Dinitro-2-methylphenol	420	U	420	210
101-55-3	4-Bromophenyl phenyl ether	210	U	210	30
59-50-7	4-Chloro-3-methylphenol	210	U	210	53
106-47-8	4-Chloroaniline	210	U	210	53
7005-72-3	4-Chlorophenyl phenyl ether	210	U	210	26
106-44-5	4-Methylphenol	420	U	420	25
100-01-6	4-Nitroaniline	420	U	420	110
100-02-7	4-Nitrophenol	420	U	420	150
83-32-9	Acenaphthene	210	U	210	31
208-96-8	Acenaphthylene	210	U	210	28
98-86-2	Acetophenone	210	U	210	29
120-12-7	Anthracene	210	U	210	53
1912-24-9	Atrazine	210	U	210	74
100-52-7	Benzaldehyde	210	U	210	170
56-55-3	Benzo[a]anthracene	210	U	210	21
50-32-8	Benzo[a]pyrene	210	U	210	31
205-99-2	Benzo[b]fluoranthene	210	U	210	34

FORM I
GC/MS SEMI VOA ORGANICS ANALYSIS DATA SHEET

Lab Name: Eurofins Buffalo | Job No.: 480-199366-1

SDG No.:

Client Sample ID: B5 | Lab Sample ID: 480-199366-1

Matrix: Solid | Lab File ID: V3158685.d

Analysis Method: 8270D | Date Collected: 06/28/2022 12:00

Extract. Method: 3550C | Date Extracted: 06/29/2022 15:38

Sample wt/vol: 30.35(g) | Date Analyzed: 06/30/2022 21:55

Con. Extract Vol.: 1(mL) | Dilution Factor: 1

Injection Volume: 1(uL) | GC Column: RXI-5Sil MS ID: 0.25(mm)

% Moisture: 21.4 % Solids: 78.6 | GPC Cleanup:(Y/N) N

Cleanup Factor: | Level: (low/med) Low

Analysis Batch No.: 632229 | Units: ug/Kg

CAS NO.	COMPOUND NAME	RESULT	Q	RL	MDL
191-24-2	Benzo[g,h,i]perylene	210	U	210	23
207-08-9	Benzo[k]fluoranthene	210	U	210	28
92-52-4	Biphenyl	210	U	210	31
108-60-1	bis (2-chloroisopropyl) ether	210	U	210	43
111-91-1	Bis(2-chloroethoxy)methane	210	U	210	45
111-44-4	Bis(2-chloroethyl)ether	210	U	210	28
117-81-7	Bis(2-ethylhexyl) phthalate	210	U	210	73
85-68-7	Butyl benzyl phthalate	210	U	210	35
105-60-2	Caprolactam	210	U	210	64
86-74-8	Carbazole	210	U	210	25
218-01-9	Chrysene	210	U	210	48
53-70-3	Dibenz(a,h)anthracene	210	U	210	38
132-64-9	Dibenzofuran	210	U	210	25
84-66-2	Diethyl phthalate	210	U	210	28
131-11-3	Dimethyl phthalate	210	U	210	25
84-74-2	Di-n-butyl phthalate	210	U	210	36
117-84-0	Di-n-octyl phthalate	210	U	210	25
206-44-0	Fluoranthene	210	U	210	23
86-73-7	Fluorene	210	U	210	25
118-74-1	Hexachlorobenzene	210	U	210	29
87-68-3	Hexachlorobutadiene	210	U	210	31
77-47-4	Hexachlorocyclopentadiene	210	U	210	29
67-72-1	Hexachloroethane	210	U	210	28
193-39-5	Indeno[1,2,3-cd]pyrene	210	U	210	26
78-59-1	Isophorone	210	U	210	45
91-20-3	Naphthalene	210	U	210	28
98-95-3	Nitrobenzene	210	U	210	24
621-64-7	N-Nitrosodi-n-propylamine	210	U	210	36
86-30-6	N-Nitrosodiphenylamine	210	U	210	170
87-86-5	Pentachlorophenol	420	U	420	210
85-01-8	Phenanthrene	210	U	210	31
108-95-2	Phenol	210	U	210	33

FORM I
GC/MS SEMI VOA ORGANICS ANALYSIS DATA SHEET

Lab Name: Eurofins Buffalo
Job No.: 480-199366-1
SDG No.:
Client Sample ID: B5
Lab Sample ID: 480-199366-1
Matrix: Solid
Lab File ID: V3158685.d
Analysis Method: 8270D
Date Collected: 06/28/2022 12:00
Extract. Method: 3550C
Date Extracted: 06/29/2022 15:38
Sample wt/vol: 30.35(g)
Date Analyzed: 06/30/2022 21:55
Con. Extract Vol.: 1(mL)
Dilution Factor: 1
Injection Volume: 1(uL)
GC Column: RXI-5Sil MS ID: 0.25(mm)
% Moisture: 21.4 % Solids: 78.6
GPC Cleanup:(Y/N) N
Cleanup Factor:
Level: (low/med) Low
Analysis Batch No.: 632229
Units: ug/Kg

CAS NO.	COMPOUND NAME	RESULT	Q	RL	MDL
129-00-0	Pyrene	210	U	210	25

CAS NO.	SURROGATE	%REC	Q	LIMITS
118-79-6	2,4,6-Tribromophenol	86		54-120
321-60-8	2-Fluorobiphenyl	85		60-120
367-12-4	2-Fluorophenol	69		52-120
4165-60-0	Nitrobenzene-d5	81		53-120
4165-62-2	Phenol-d5	72		54-120
1718-51-0	p-Terphenyl-d14	79		79-130

FORM I
GC/MS SEMI VOA ORGANICS ANALYSIS DATA SHEET

Lab Name: Eurofins Buffalo | Job No.: 480-199366-1

SDG No.:

Client Sample ID: B6 | Lab Sample ID: 480-199366-2

Matrix: Solid | Lab File ID: V3158686.d

Analysis Method: 8270D | Date Collected: 06/28/2022 12:00

Extract. Method: 3550C | Date Extracted: 06/29/2022 15:38

Sample wt/vol: 30.19(g) | Date Analyzed: 06/30/2022 22:19

Con. Extract Vol.: 1(mL) | Dilution Factor: 1

Injection Volume: 1(uL) | GC Column: RXI-5Sil MS ID: 0.25(mm)

% Moisture: 17.6 % Solids: 82.4 | GPC Cleanup:(Y/N) N

Cleanup Factor: | Level: (low/med) Low

Analysis Batch No.: 632229 | Units: ug/Kg

CAS NO.	COMPOUND NAME	RESULT	Q	RL	MDL
95-95-4	2,4,5-Trichlorophenol	210	U	210	56
88-06-2	2,4,6-Trichlorophenol	210	U	210	41
120-83-2	2,4-Dichlorophenol	210	U	210	22
105-67-9	2,4-Dimethylphenol	210	U	210	49
51-28-5	2,4-Dinitrophenol	2000	U	2000	950
121-14-2	2,4-Dinitrotoluene	210	U	210	42
606-20-2	2,6-Dinitrotoluene	210	U	210	24
91-58-7	2-Chloronaphthalene	210	U	210	34
95-57-8	2-Chlorophenol	400	U	400	37
91-57-6	2-Methylnaphthalene	210	U	210	41
95-48-7	2-Methylphenol	210	U	210	24
88-74-4	2-Nitroaniline	400	U	400	30
88-75-5	2-Nitrophenol	210	U	210	58
91-94-1	3,3'-Dichlorobenzidine	400	U	400	240
99-09-2	3-Nitroaniline	400	U	400	57
534-52-1	4,6-Dinitro-2-methylphenol	400	U	400	210
101-55-3	4-Bromophenyl phenyl ether	210	U	210	29
59-50-7	4-Chloro-3-methylphenol	210	U	210	51
106-47-8	4-Chloroaniline	210	U	210	51
7005-72-3	4-Chlorophenyl phenyl ether	210	U	210	25
106-44-5	4-Methylphenol	400	U	400	24
100-01-6	4-Nitroaniline	400	U	400	110
100-02-7	4-Nitrophenol	400	U	400	140
83-32-9	Acenaphthene	210	U	210	30
208-96-8	Acenaphthylene	210	U	210	27
98-86-2	Acetophenone	210	U	210	28
120-12-7	Anthracene	210	U	210	51
1912-24-9	Atrazine	210	U	210	71
100-52-7	Benzaldehyde	210	U	210	160
56-55-3	Benzo[a]anthracene	210	U	210	21
50-32-8	Benzo[a]pyrene	210	U	210	30
205-99-2	Benzo[b]fluoranthene	210	U	210	33

FORM I
GC/MS SEMI VOA ORGANICS ANALYSIS DATA SHEET

Lab Name: Eurofins Buffalo
Job No.: 480-199366-1
SDG No.:
Client Sample ID: B6
Lab Sample ID: 480-199366-2
Matrix: Solid
Lab File ID: V3158686.d
Analysis Method: 8270D
Date Collected: 06/28/2022 12:00
Extract. Method: 3550C
Date Extracted: 06/29/2022 15:38
Sample wt/vol: 30.19(g)
Date Analyzed: 06/30/2022 22:19
Con. Extract Vol.: 1(mL)
Dilution Factor: 1
Injection Volume: 1(uL)
GC Column: RXI-5Sil MS ID: 0.25(mm)
% Moisture: 17.6 % Solids: 82.4
GPC Cleanup:(Y/N) N
Cleanup Factor:
Level: (low/med) Low
Analysis Batch No.: 632229
Units: ug/Kg

CAS NO.	COMPOUND NAME	RESULT	Q	RL	MDL
191-24-2	Benzo[g,h,i]perylene	210	U	210	22
207-08-9	Benzo[k]fluoranthene	210	U	210	27
92-52-4	Biphenyl	210	U	210	30
108-60-1	bis (2-chloroisopropyl) ether	210	U	210	41
111-91-1	Bis(2-chloroethoxy)methane	210	U	210	43
111-44-4	Bis(2-chloroethyl)ether	210	U	210	27
117-81-7	Bis(2-ethylhexyl) phthalate	210	U	210	70
85-68-7	Butyl benzyl phthalate	210	U	210	34
105-60-2	Caprolactam	210	U	210	62
86-74-8	Carbazole	210	U	210	24
218-01-9	Chrysene	210	U	210	46
53-70-3	Dibenz(a,h)anthracene	210	U	210	36
132-64-9	Dibenzofuran	210	U	210	24
84-66-2	Diethyl phthalate	210	U	210	27
131-11-3	Dimethyl phthalate	210	U	210	24
84-74-2	Di-n-butyl phthalate	210	U	210	35
117-84-0	Di-n-octyl phthalate	210	U	210	24
206-44-0	Fluoranthene	210	U	210	22
86-73-7	Fluorene	210	U	210	24
118-74-1	Hexachlorobenzene	210	U	210	28
87-68-3	Hexachlorobutadiene	210	U	210	30
77-47-4	Hexachlorocyclopentadiene	210	U	210	28
67-72-1	Hexachloroethane	210	U	210	27
193-39-5	Indeno[1,2,3-cd]pyrene	210	U	210	25
78-59-1	Isophorone	210	U	210	43
91-20-3	Naphthalene	210	U	210	27
98-95-3	Nitrobenzene	210	U	210	23
621-64-7	N-Nitrosodi-n-propylamine	210	U	210	35
86-30-6	N-Nitrosodiphenylamine	210	U	210	170
87-86-5	Pentachlorophenol	400	U	400	210
85-01-8	Phenanthrene	210	U	210	30
108-95-2	Phenol	210	U	210	31

FORM I
GC/MS SEMI VOA ORGANICS ANALYSIS DATA SHEET

Lab Name: Eurofins Buffalo
Job No.: 480-199366-1
SDG No.:
Client Sample ID: B6
Lab Sample ID: 480-199366-2
Matrix: Solid
Lab File ID: V3158686.d
Analysis Method: 8270D
Date Collected: 06/28/2022 12:00
Extract. Method: 3550C
Date Extracted: 06/29/2022 15:38
Sample wt/vol: 30.19(g)
Date Analyzed: 06/30/2022 22:19
Con. Extract Vol.: 1(mL)
Dilution Factor: 1
Injection Volume: 1(uL)
GC Column: RXI-5Sil MS ID: 0.25(mm)
% Moisture: 17.6 % Solids: 82.4
GPC Cleanup:(Y/N) N
Cleanup Factor:
Level: (low/med) Low
Analysis Batch No.: 632229
Units: ug/Kg

CAS NO.	COMPOUND NAME	RESULT	Q	RL	MDL
129-00-0	Pyrene	210	U	210	24

CAS NO.	SURROGATE	%REC	Q	LIMITS
118-79-6	2,4,6-Tribromophenol	84		54-120
321-60-8	2-Fluorobiphenyl	86		60-120
367-12-4	2-Fluorophenol	69		52-120
4165-60-0	Nitrobenzene-d5	88		53-120
4165-62-2	Phenol-d5	72		54-120
1718-51-0	p-Terphenyl-d14	82		79-130

FORM I
GC/MS SEMI VOA ORGANICS ANALYSIS DATA SHEET

Lab Name: Eurofins Buffalo | Job No.: 480-199366-1

SDG No.:

Client Sample ID: B7 | Lab Sample ID: 480-199366-3

Matrix: Solid | Lab File ID: V3158687.d

Analysis Method: 8270D | Date Collected: 06/28/2022 12:00

Extract. Method: 3550C | Date Extracted: 06/29/2022 15:38

Sample wt/vol: 30.55(g) | Date Analyzed: 06/30/2022 22:43

Con. Extract Vol.: 1(mL) | Dilution Factor: 1

Injection Volume: 1(uL) | GC Column: RXI-5Sil MS ID: 0.25(mm)

% Moisture: 16.1 % Solids: 83.9 | GPC Cleanup:(Y/N) N

Cleanup Factor: | Level: (low/med) Low

Analysis Batch No.: 632229 | Units: ug/Kg

CAS NO.	COMPOUND NAME	RESULT	Q	RL	MDL
95-95-4	2,4,5-Trichlorophenol	200	U	200	54
88-06-2	2,4,6-Trichlorophenol	200	U	200	40
120-83-2	2,4-Dichlorophenol	200	U	200	21
105-67-9	2,4-Dimethylphenol	200	U	200	48
51-28-5	2,4-Dinitrophenol	1900	U	1900	920
121-14-2	2,4-Dinitrotoluene	200	U	200	41
606-20-2	2,6-Dinitrotoluene	200	U	200	23
91-58-7	2-Chloronaphthalene	200	U	200	33
95-57-8	2-Chlorophenol	390	U	390	36
91-57-6	2-Methylnaphthalene	200	U	200	40
95-48-7	2-Methylphenol	200	U	200	23
88-74-4	2-Nitroaniline	390	U	390	29
88-75-5	2-Nitrophenol	200	U	200	56
91-94-1	3,3'-Dichlorobenzidine	390	U	390	230
99-09-2	3-Nitroaniline	390	U	390	55
534-52-1	4,6-Dinitro-2-methylphenol	390	U	390	200
101-55-3	4-Bromophenyl phenyl ether	200	U	200	28
59-50-7	4-Chloro-3-methylphenol	200	U	200	49
106-47-8	4-Chloroaniline	200	U	200	49
7005-72-3	4-Chlorophenyl phenyl ether	200	U	200	25
106-44-5	4-Methylphenol	390	U	390	23
100-01-6	4-Nitroaniline	390	U	390	100
100-02-7	4-Nitrophenol	390	U	390	140
83-32-9	Acenaphthene	200	U	200	29
208-96-8	Acenaphthylene	200	U	200	26
98-86-2	Acetophenone	200	U	200	27
120-12-7	Anthracene	200	U	200	49
1912-24-9	Atrazine	200	U	200	69
100-52-7	Benzaldehyde	200	U	200	160
56-55-3	Benzo[a]anthracene	200	U	200	20
50-32-8	Benzo[a]pyrene	200	U	200	29
205-99-2	Benzo[b]fluoranthene	200	U	200	32

FORM I
GC/MS SEMI VOA ORGANICS ANALYSIS DATA SHEET

Lab Name: Eurofins Buffalo | Job No.: 480-199366-1

SDG No.:

Client Sample ID: B7 | Lab Sample ID: 480-199366-3

Matrix: Solid | Lab File ID: V3158687.d

Analysis Method: 8270D | Date Collected: 06/28/2022 12:00

Extract. Method: 3550C | Date Extracted: 06/29/2022 15:38

Sample wt/vol: 30.55(g) | Date Analyzed: 06/30/2022 22:43

Con. Extract Vol.: 1(mL) | Dilution Factor: 1

Injection Volume: 1(uL) | GC Column: RXI-5Sil MS ID: 0.25(mm)

% Moisture: 16.1 % Solids: 83.9 | GPC Cleanup:(Y/N) N

Cleanup Factor: | Level: (low/med) Low

Analysis Batch No.: 632229 | Units: ug/Kg

CAS NO.	COMPOUND NAME	RESULT	Q	RL	MDL
191-24-2	Benzo[g,h,i]perylene	200	U	200	21
207-08-9	Benzo[k]fluoranthene	200	U	200	26
92-52-4	Biphenyl	200	U	200	29
108-60-1	bis (2-chloroisopropyl) ether	200	U	200	40
111-91-1	Bis(2-chloroethoxy)methane	200	U	200	42
111-44-4	Bis(2-chloroethyl)ether	200	U	200	26
117-81-7	Bis(2-ethylhexyl) phthalate	200	U	200	68
85-68-7	Butyl benzyl phthalate	200	U	200	33
105-60-2	Caprolactam	200	U	200	60
86-74-8	Carbazole	200	U	200	23
218-01-9	Chrysene	200	U	200	44
53-70-3	Dibenz(a,h)anthracene	200	U	200	35
132-64-9	Dibenzofuran	200	U	200	23
84-66-2	Diethyl phthalate	200	U	200	26
131-11-3	Dimethyl phthalate	200	U	200	23
84-74-2	Di-n-butyl phthalate	200	U	200	34
117-84-0	Di-n-octyl phthalate	200	U	200	23
206-44-0	Fluoranthene	200	U	200	21
86-73-7	Fluorene	200	U	200	23
118-74-1	Hexachlorobenzene	200	U	200	27
87-68-3	Hexachlorobutadiene	200	U	200	29
77-47-4	Hexachlorocyclopentadiene	200	U	200	27
67-72-1	Hexachloroethane	200	U	200	26
193-39-5	Indeno[1,2,3-cd]pyrene	200	U	200	25
78-59-1	Isophorone	200	U	200	42
91-20-3	Naphthalene	200	U	200	26
98-95-3	Nitrobenzene	200	U	200	22
621-64-7	N-Nitrosodi-n-propylamine	200	U	200	34
86-30-6	N-Nitrosodiphenylamine	200	U	200	160
87-86-5	Pentachlorophenol	390	U	390	200
85-01-8	Phenanthrene	200	U	200	29
108-95-2	Phenol	200	U	200	30

FORM I
GC/MS SEMI VOA ORGANICS ANALYSIS DATA SHEET

Lab Name: Eurofins Buffalo
Job No.: 480-199366-1
SDG No.:
Client Sample ID: B7
Lab Sample ID: 480-199366-3
Matrix: Solid
Lab File ID: V3158687.d
Analysis Method: 8270D
Date Collected: 06/28/2022 12:00
Extract. Method: 3550C
Date Extracted: 06/29/2022 15:38
Sample wt/vol: 30.55(g)
Date Analyzed: 06/30/2022 22:43
Con. Extract Vol.: 1(mL)
Dilution Factor: 1
Injection Volume: 1(uL)
GC Column: RXI-5Sil MS ID: 0.25(mm)
% Moisture: 16.1 % Solids: 83.9
GPC Cleanup:(Y/N) N
Cleanup Factor:
Level: (low/med) Low
Analysis Batch No.: 632229
Units: ug/Kg

CAS NO.	COMPOUND NAME	RESULT	Q	RL	MDL
129-00-0	Pyrene	200	U	200	23

CAS NO.	SURROGATE	%REC	Q	LIMITS
118-79-6	2,4,6-Tribromophenol	93		54-120
321-60-8	2-Fluorobiphenyl	86		60-120
367-12-4	2-Fluorophenol	74		52-120
4165-60-0	Nitrobenzene-d5	87		53-120
4165-62-2	Phenol-d5	76		54-120
1718-51-0	p-Terphenyl-d14	84		79-130

FORM I
GC/MS SEMI VOA ORGANICS ANALYSIS DATA SHEET

Lab Name: Eurofins Buffalo
Job No.: 480-199366-1
SDG No.:
Client Sample ID: B8
Lab Sample ID: 480-199366-4
Matrix: Solid
Lab File ID: V3158688.d
Analysis Method: 8270D
Date Collected: 06/28/2022 12:00
Extract. Method: 3550C
Date Extracted: 06/29/2022 15:38
Sample wt/vol: 30.33(g)
Date Analyzed: 06/30/2022 23:08
Con. Extract Vol.: 1(mL)
Dilution Factor: 1
Injection Volume: 1(uL)
GC Column: RXI-5Sil MS ID: 0.25(mm)
% Moisture: 18.9 % Solids: 81.1
GPC Cleanup:(Y/N) N
Cleanup Factor:
Level: (low/med) Low
Analysis Batch No.: 632229
Units: ug/Kg

CAS NO.	COMPOUND NAME	RESULT	Q	RL	MDL
95-95-4	2,4,5-Trichlorophenol	210	U	210	56
88-06-2	2,4,6-Trichlorophenol	210	U	210	41
120-83-2	2,4-Dichlorophenol	210	U	210	22
105-67-9	2,4-Dimethylphenol	210	U	210	50
51-28-5	2,4-Dinitrophenol	2000	U	2000	960
121-14-2	2,4-Dinitrotoluene	210	U	210	43
606-20-2	2,6-Dinitrotoluene	210	U	210	24
91-58-7	2-Chloronaphthalene	210	U	210	34
95-57-8	2-Chlorophenol	400	U	400	38
91-57-6	2-Methylnaphthalene	210	U	210	41
95-48-7	2-Methylphenol	210	U	210	24
88-74-4	2-Nitroaniline	400	U	400	30
88-75-5	2-Nitrophenol	210	U	210	59
91-94-1	3,3'-Dichlorobenzidine	400	U	400	240
99-09-2	3-Nitroaniline	400	U	400	57
534-52-1	4,6-Dinitro-2-methylphenol	400	U	400	210
101-55-3	4-Bromophenyl phenyl ether	210	U	210	29
59-50-7	4-Chloro-3-methylphenol	210	U	210	51
106-47-8	4-Chloroaniline	210	U	210	51
7005-72-3	4-Chlorophenyl phenyl ether	210	U	210	26
106-44-5	4-Methylphenol	400	U	400	24
100-01-6	4-Nitroaniline	400	U	400	110
100-02-7	4-Nitrophenol	400	U	400	150
83-32-9	Acenaphthene	210	U	210	30
208-96-8	Acenaphthylene	210	U	210	27
98-86-2	Acetophenone	210	U	210	28
120-12-7	Anthracene	210	U	210	51
1912-24-9	Atrazine	210	U	210	72
100-52-7	Benzaldehyde	210	U	210	160
56-55-3	Benzo[a]anthracene	210	U	210	21
50-32-8	Benzo[a]pyrene	210	U	210	30
205-99-2	Benzo[b]fluoranthene	210	U	210	33

FORM I
GC/MS SEMI VOA ORGANICS ANALYSIS DATA SHEET

Lab Name: Eurofins Buffalo | Job No.: 480-199366-1

SDG No.:

Client Sample ID: B8 | Lab Sample ID: 480-199366-4

Matrix: Solid | Lab File ID: V3158688.d

Analysis Method: 8270D | Date Collected: 06/28/2022 12:00

Extract. Method: 3550C | Date Extracted: 06/29/2022 15:38

Sample wt/vol: 30.33(g) | Date Analyzed: 06/30/2022 23:08

Con. Extract Vol.: 1(mL) | Dilution Factor: 1

Injection Volume: 1(uL) | GC Column: RXI-5Sil MS ID: 0.25(mm)

% Moisture: 18.9 % Solids: 81.1 | GPC Cleanup:(Y/N) N

Cleanup Factor: | Level: (low/med) Low

Analysis Batch No.: 632229 | Units: ug/Kg

CAS NO.	COMPOUND NAME	RESULT	Q	RL	MDL
191-24-2	Benzo[g,h,i]perylene	210	U	210	22
207-08-9	Benzo[k]fluoranthene	210	U	210	27
92-52-4	Biphenyl	210	U	210	30
108-60-1	bis (2-chloroisopropyl) ether	210	U	210	41
111-91-1	Bis(2-chloroethoxy)methane	210	U	210	44
111-44-4	Bis(2-chloroethyl)ether	210	U	210	27
117-81-7	Bis(2-ethylhexyl) phthalate	210	U	210	71
85-68-7	Butyl benzyl phthalate	210	U	210	34
105-60-2	Caprolactam	210	U	210	62
86-74-8	Carbazole	210	U	210	24
218-01-9	Chrysene	210	U	210	46
53-70-3	Dibenz(a,h)anthracene	210	U	210	37
132-64-9	Dibenzofuran	210	U	210	24
84-66-2	Diethyl phthalate	210	U	210	27
131-11-3	Dimethyl phthalate	210	U	210	24
84-74-2	Di-n-butyl phthalate	210	U	210	35
117-84-0	Di-n-octyl phthalate	210	U	210	24
206-44-0	Fluoranthene	210	U	210	22
86-73-7	Fluorene	210	U	210	24
118-74-1	Hexachlorobenzene	210	U	210	28
87-68-3	Hexachlorobutadiene	210	U	210	30
77-47-4	Hexachlorocyclopentadiene	210	U	210	28
67-72-1	Hexachloroethane	210	U	210	27
193-39-5	Indeno[1,2,3-cd]pyrene	210	U	210	26
78-59-1	Isophorone	210	U	210	44
91-20-3	Naphthalene	210	U	210	27
98-95-3	Nitrobenzene	210	U	210	23
621-64-7	N-Nitrosodi-n-propylamine	210	U	210	35
86-30-6	N-Nitrosodiphenylamine	210	U	210	170
87-86-5	Pentachlorophenol	400	U	400	210
85-01-8	Phenanthrene	210	U	210	30
108-95-2	Phenol	210	U	210	32

FORM I
GC/MS SEMI VOA ORGANICS ANALYSIS DATA SHEET

Lab Name: Eurofins Buffalo
Job No.: 480-199366-1
SDG No.:
Client Sample ID: B8
Lab Sample ID: 480-199366-4
Matrix: Solid
Lab File ID: V3158688.d
Analysis Method: 8270D
Date Collected: 06/28/2022 12:00
Extract. Method: 3550C
Date Extracted: 06/29/2022 15:38
Sample wt/vol: 30.33(g)
Date Analyzed: 06/30/2022 23:08
Con. Extract Vol.: 1(mL)
Dilution Factor: 1
Injection Volume: 1(uL)
GC Column: RXI-5Sil MS ID: 0.25(mm)
% Moisture: 18.9 % Solids: 81.1
GPC Cleanup:(Y/N) N
Cleanup Factor:
Level: (low/med) Low
Analysis Batch No.: 632229
Units: ug/Kg

CAS NO.	COMPOUND NAME	RESULT	Q	RL	MDL
129-00-0	Pyrene	210	U	210	24

CAS NO.	SURROGATE	%REC	Q	LIMITS
118-79-6	2,4,6-Tribromophenol	96		54-120
321-60-8	2-Fluorobiphenyl	94		60-120
367-12-4	2-Fluorophenol	74		52-120
4165-60-0	Nitrobenzene-d5	89		53-120
4165-62-2	Phenol-d5	79		54-120
1718-51-0	p-Terphenyl-d14	90		79-130

Method 8081B

Organochlorine Pesticides (GC) by Method 8081B

No data validation qualifiers were added

MKP 7/29/2022

FORM I
PESTICIDES ORGANICS ANALYSIS DATA SHEET

Lab Name: Eurofins Buffalo
Job No.: 480-199366-1
SDG No.:
Client Sample ID: B5
Lab Sample ID: 480-199366-1
Matrix: Solid
Lab File ID: 25_59-435.D
Analysis Method: 8081B
Date Collected: 06/28/2022 12:00
Extraction Method: 3550C
Date Extracted: 06/28/2022 15:58
Sample wt/vol: 30.59(g)
Date Analyzed: 06/29/2022 13:56
Con. Extract Vol.: 10(mL)
Dilution Factor: 1
Injection Volume: 1(uL)
GC Column: RTX-CLPI ID: 0.53(mm)
% Moisture: 21.4 % Solids: 78.6
GPC Cleanup:(Y/N) N
Cleanup Factor:
Analysis Batch No.: 631928
Units: ug/Kg

CAS NO.	COMPOUND NAME	RESULT	Q	RL	MDL
72-54-8	4,4'-DDD	2.1	U	2.1	0.40
72-55-9	4,4'-DDE	2.1	U	2.1	0.44
50-29-3	4,4'-DDT	2.1	U	2.1	0.49
309-00-2	Aldrin	2.1	U	2.1	0.51
319-84-6	alpha-BHC	2.1	U	2.1	0.37
319-85-7	beta-BHC	2.1	U	2.1	0.37
5103-71-9	cis-Chlordane	2.1	U	2.1	1.0
319-86-8	delta-BHC	2.1	U	2.1	0.39
60-57-1	Dieldrin	2.1	U	2.1	0.50
959-98-8	Endosulfan I	2.1	U	2.1	0.40
33213-65-9	Endosulfan II	2.1	U	2.1	0.37
1031-07-8	Endosulfan sulfate	2.1	U	2.1	0.39
72-20-8	Endrin	2.1	U	2.1	0.41
7421-93-4	Endrin aldehyde	2.1	U	2.1	0.53
53494-70-5	Endrin ketone	2.1	U	2.1	0.51
58-89-9	gamma-BHC (Lindane)	2.1	U	2.1	0.38
76-44-8	Heptachlor	2.1	U	2.1	0.45
1024-57-3	Heptachlor epoxide	2.1	U	2.1	0.54
72-43-5	Methoxychlor	2.1	U	2.1	0.42
8001-35-2	Toxaphene	21	U	21	12
5103-74-2	trans-Chlordane	2.1	U	2.1	0.66

CAS NO.	SURROGATE	%REC	Q	LIMITS
2051-24-3	DCB Decachlorobiphenyl	84		45-120
877-09-8	Tetrachloro-m-xylene	104		30-124

FORM I
PESTICIDES ORGANICS ANALYSIS DATA SHEET

Lab Name: Eurofins Buffalo
Job No.: 480-199366-1
SDG No.:
Client Sample ID: B6
Lab Sample ID: 480-199366-2
Matrix: Solid
Lab File ID: 25_59-436.D
Analysis Method: 8081B
Date Collected: 06/28/2022 12:00
Extraction Method: 3550C
Date Extracted: 06/28/2022 15:58
Sample wt/vol: 30.84(g)
Date Analyzed: 06/29/2022 14:16
Con. Extract Vol.: 10(mL)
Dilution Factor: 1
Injection Volume: 1(uL)
GC Column: RTX-CLPI ID: 0.53(mm)
% Moisture: 17.6 % Solids: 82.4
GPC Cleanup:(Y/N) N
Cleanup Factor:
Analysis Batch No.: 631928
Units: ug/Kg

CAS NO.	COMPOUND NAME	RESULT	Q	RL	MDL
72-54-8	4,4'-DDD	2.0	U	2.0	0.38
72-55-9	4,4'-DDE	2.0	U	2.0	0.41
50-29-3	4,4'-DDT	2.0	U	2.0	0.46
309-00-2	Aldrin	2.0	U	2.0	0.48
319-84-6	alpha-BHC	2.0	U	2.0	0.35
319-85-7	beta-BHC	2.0	U	2.0	0.35
5103-71-9	cis-Chlordane	2.0	U	2.0	0.98
319-86-8	delta-BHC	2.0	U	2.0	0.37
60-57-1	Dieldrin	2.0	U	2.0	0.47
959-98-8	Endosulfan I	2.0	U	2.0	0.38
33213-65-9	Endosulfan II	2.0	U	2.0	0.35
1031-07-8	Endosulfan sulfate	2.0	U	2.0	0.37
72-20-8	Endrin	2.0	U	2.0	0.39
7421-93-4	Endrin aldehyde	2.0	U	2.0	0.50
53494-70-5	Endrin ketone	2.0	U	2.0	0.48
58-89-9	gamma-BHC (Lindane)	2.0	U	2.0	0.36
76-44-8	Heptachlor	2.0	U	2.0	0.43
1024-57-3	Heptachlor epoxide	2.0	U	2.0	0.51
72-43-5	Methoxychlor	2.0	U	2.0	0.40
8001-35-2	Toxaphene	20	U	20	11
5103-74-2	trans-Chlordane	2.0	U	2.0	0.63

CAS NO.	SURROGATE	%REC	Q	LIMITS
2051-24-3	DCB Decachlorobiphenyl	91		45-120
877-09-8	Tetrachloro-m-xylene	111		30-124

FORM I
PESTICIDES ORGANICS ANALYSIS DATA SHEET

Lab Name: Eurofins Buffalo
Job No.: 480-199366-1
SDG No.:
Client Sample ID: B7
Lab Sample ID: 480-199366-3
Matrix: Solid
Lab File ID: 25_59-437.D
Analysis Method: 8081B
Date Collected: 06/28/2022 12:00
Extraction Method: 3550C
Date Extracted: 06/28/2022 15:58
Sample wt/vol: 30.54(g)
Date Analyzed: 06/29/2022 14:35
Con. Extract Vol.: 10(mL)
Dilution Factor: 1
Injection Volume: 1(uL)
GC Column: RTX-CLPI ID: 0.53(mm)
% Moisture: 16.1 % Solids: 83.9
GPC Cleanup:(Y/N) N
Cleanup Factor:
Analysis Batch No.: 631928
Units: ug/Kg

CAS NO.	COMPOUND NAME	RESULT	Q	RL	MDL
72-54-8	4,4'-DDD	2.0	U	2.0	0.38
72-55-9	4,4'-DDE	2.0	U	2.0	0.41
50-29-3	4,4'-DDT	2.0	U	2.0	0.46
309-00-2	Aldrin	2.0	U	2.0	0.48
319-84-6	alpha-BHC	2.0	U	2.0	0.35
319-85-7	beta-BHC	2.0	U	2.0	0.35
5103-71-9	cis-Chlordane	2.0	U	2.0	0.97
319-86-8	delta-BHC	2.0	U	2.0	0.36
60-57-1	Dieldrin	2.0	U	2.0	0.47
959-98-8	Endosulfan I	2.0	U	2.0	0.37
33213-65-9	Endosulfan II	2.0	U	2.0	0.35
1031-07-8	Endosulfan sulfate	2.0	U	2.0	0.36
72-20-8	Endrin	2.0	U	2.0	0.39
7421-93-4	Endrin aldehyde	2.0	U	2.0	0.50
53494-70-5	Endrin ketone	2.0	U	2.0	0.48
58-89-9	gamma-BHC (Lindane)	2.0	U	2.0	0.36
76-44-8	Heptachlor	2.0	U	2.0	0.42
1024-57-3	Heptachlor epoxide	2.0	U	2.0	0.50
72-43-5	Methoxychlor	2.0	U	2.0	0.40
8001-35-2	Toxaphene	20	U	20	11
5103-74-2	trans-Chlordane	2.0	U	2.0	0.62

CAS NO.	SURROGATE	%REC	Q	LIMITS
2051-24-3	DCB Decachlorobiphenyl	89		45-120
877-09-8	Tetrachloro-m-xylene	98		30-124

FORM I
PESTICIDES ORGANICS ANALYSIS DATA SHEET

Lab Name: Eurofins Buffalo
Job No.: 480-199366-1
SDG No.:
Client Sample ID: B8
Lab Sample ID: 480-199366-4
Matrix: Solid
Lab File ID: 25_59-438.D
Analysis Method: 8081B
Date Collected: 06/28/2022 12:00
Extraction Method: 3550C
Date Extracted: 06/28/2022 15:58
Sample wt/vol: 30.59(g)
Date Analyzed: 06/29/2022 14:55
Con. Extract Vol.: 10(mL)
Dilution Factor: 1
Injection Volume: 1(uL)
GC Column: RTX-CLPI ID: 0.53(mm)
% Moisture: 18.9 % Solids: 81.1
GPC Cleanup:(Y/N) N
Cleanup Factor:
Analysis Batch No.: 631928
Units: ug/Kg

CAS NO.	COMPOUND NAME	RESULT	Q	RL	MDL
72-54-8	4,4'-DDD	2.0	U	2.0	0.39
72-55-9	4,4'-DDE	2.0	U	2.0	0.42
50-29-3	4,4'-DDT	2.0	U	2.0	0.47
309-00-2	Aldrin	2.0	U	2.0	0.50
319-84-6	alpha-BHC	2.0	U	2.0	0.36
319-85-7	beta-BHC	2.0	U	2.0	0.36
5103-71-9	cis-Chlordane	2.0	U	2.0	1.0
319-86-8	delta-BHC	2.0	U	2.0	0.37
60-57-1	Dieldrin	2.0	U	2.0	0.48
959-98-8	Endosulfan I	2.0	U	2.0	0.39
33213-65-9	Endosulfan II	2.0	U	2.0	0.36
1031-07-8	Endosulfan sulfate	2.0	U	2.0	0.38
72-20-8	Endrin	2.0	U	2.0	0.40
7421-93-4	Endrin aldehyde	2.0	U	2.0	0.52
53494-70-5	Endrin ketone	2.0	U	2.0	0.50
58-89-9	gamma-BHC (Lindane)	2.0	U	2.0	0.37
76-44-8	Heptachlor	2.0	U	2.0	0.44
1024-57-3	Heptachlor epoxide	2.0	U	2.0	0.52
72-43-5	Methoxychlor	2.0	U	2.0	0.41
8001-35-2	Toxaphene	20	U	20	12
5103-74-2	trans-Chlordane	2.0	U	2.0	0.64

CAS NO.	SURROGATE	%REC	Q	LIMITS
2051-24-3	DCB Decachlorobiphenyl	82		45-120
877-09-8	Tetrachloro-m-xylene	99		30-124

Method 8082A

Polychlorinated Biphenyls (PCBs) (GC) by Method 8082A

No data validation qualifiers were added

MKP 7/29/2022

FORM I
PCBS ORGANICS ANALYSIS DATA SHEET

Lab Name: Eurofins Buffalo
Job No.: 480-199366-1
SDG No.:
Client Sample ID: B5
Lab Sample ID: 480-199366-1
Matrix: Solid
Lab File ID: 7_122-146.D
Analysis Method: 8082A
Date Collected: 06/28/2022 12:00
Extraction Method: 3550C
Date Extracted: 06/28/2022 16:04
Sample wt/vol: 2.57(g)
Date Analyzed: 06/30/2022 21:30
Con. Extract Vol.: 10(mL)
Dilution Factor: 1
Injection Volume: 1(uL)
GC Column: ZB-5
ID: 0.53(mm)
% Moisture: 21.4
% Solids: 78.6
GPC Cleanup:(Y/N) N
Cleanup Factor:
Analysis Batch No.: 632226
Units: mg/Kg

CAS NO.	COMPOUND NAME	RESULT	Q	RL	MDL
12674-11-2	PCB-1016	0.25	U	0.25	0.048
11104-28-2	PCB-1221	0.25	U	0.25	0.048
11141-16-5	PCB-1232	0.25	U	0.25	0.048
53469-21-9	PCB-1242	0.25	U	0.25	0.048
12672-29-6	PCB-1248	0.25	U	0.25	0.048
11097-69-1	PCB-1254	0.25	U	0.25	0.12
11096-82-5	PCB-1260	0.25	U	0.25	0.12

CAS NO.	SURROGATE	%REC	Q	LIMITS
2051-24-3	DCB Decachlorobiphenyl	104		65-174
877-09-8	Tetrachloro-m-xylene	101		60-154

FORM I
PCBS ORGANICS ANALYSIS DATA SHEET

Lab Name: Eurofins Buffalo
Job No.: 480-199366-1
SDG No.:
Client Sample ID: B6
Lab Sample ID: 480-199366-2
Matrix: Solid
Lab File ID: 7_122-080.D
Analysis Method: 8082A
Date Collected: 06/28/2022 12:00
Extraction Method: 3550C
Date Extracted: 06/28/2022 16:04
Sample wt/vol: 2.44(g)
Date Analyzed: 06/29/2022 19:09
Con. Extract Vol.: 10(mL)
Dilution Factor: 1
Injection Volume: 1(uL)
GC Column: ZB-35
ID: 0.53(mm)
% Moisture: 17.6
% Solids: 82.4
GPC Cleanup:(Y/N) N
Cleanup Factor:
Analysis Batch No.: 632053
Units: mg/Kg

CAS NO.	COMPOUND NAME	RESULT	Q	RL	MDL
12674-11-2	PCB-1016	0.25	U	0.25	0.049
11104-28-2	PCB-1221	0.25	U	0.25	0.049
11141-16-5	PCB-1232	0.25	U	0.25	0.049
53469-21-9	PCB-1242	0.25	U	0.25	0.049
12672-29-6	PCB-1248	0.25	U	0.25	0.049
11097-69-1	PCB-1254	0.25	U	0.25	0.12
11096-82-5	PCB-1260	0.25	U	0.25	0.12

CAS NO.	SURROGATE	%REC	Q	LIMITS
2051-24-3	DCB Decachlorobiphenyl	146		65-174
877-09-8	Tetrachloro-m-xylene	91		60-154

FORM I
PCBS ORGANICS ANALYSIS DATA SHEET

Lab Name: Eurofins Buffalo
Job No.: 480-199366-1
SDG No.:
Client Sample ID: B7
Lab Sample ID: 480-199366-3
Matrix: Solid
Lab File ID: 7_122-081.D
Analysis Method: 8082A
Date Collected: 06/28/2022 12:00
Extraction Method: 3550C
Date Extracted: 06/28/2022 16:04
Sample wt/vol: 2.21(g)
Date Analyzed: 06/29/2022 19:22
Con. Extract Vol.: 10(mL)
Dilution Factor: 1
Injection Volume: 1(uL)
GC Column: ZB-35 ID: 0.53(mm)
% Moisture: 16.1 % Solids: 83.9
GPC Cleanup:(Y/N) N
Cleanup Factor:
Analysis Batch No.: 632053
Units: mg/Kg

CAS NO.	COMPOUND NAME	RESULT	Q	RL	MDL
12674-11-2	PCB-1016	0.27	U	0.27	0.053
11104-28-2	PCB-1221	0.27	U	0.27	0.053
11141-16-5	PCB-1232	0.27	U	0.27	0.053
53469-21-9	PCB-1242	0.27	U	0.27	0.053
12672-29-6	PCB-1248	0.27	U	0.27	0.053
11097-69-1	PCB-1254	0.27	U	0.27	0.13
11096-82-5	PCB-1260	0.27	U	0.27	0.13

CAS NO.	SURROGATE	%REC	Q	LIMITS
2051-24-3	DCB Decachlorobiphenyl	95		65-174
877-09-8	Tetrachloro-m-xylene	96		60-154

FORM I
PCBS ORGANICS ANALYSIS DATA SHEET

Lab Name: Eurofins Buffalo
Job No.: 480-199366-1
SDG No.:
Client Sample ID: B8
Lab Sample ID: 480-199366-4
Matrix: Solid
Lab File ID: 7_122-082.D
Analysis Method: 8082A
Date Collected: 06/28/2022 12:00
Extraction Method: 3550C
Date Extracted: 06/28/2022 16:04
Sample wt/vol: 2.53(g)
Date Analyzed: 06/29/2022 19:36
Con. Extract Vol.: 10(mL)
Dilution Factor: 1
Injection Volume: 1(uL)
GC Column: ZB-35 ID: 0.53(mm)
% Moisture: 18.9 % Solids: 81.1
GPC Cleanup:(Y/N) N
Cleanup Factor:
Analysis Batch No.: 632053
Units: mg/Kg

CAS NO.	COMPOUND NAME	RESULT	Q	RL	MDL
12674-11-2	PCB-1016	0.24	U	0.24	0.048
11104-28-2	PCB-1221	0.24	U	0.24	0.048
11141-16-5	PCB-1232	0.24	U	0.24	0.048
53469-21-9	PCB-1242	0.24	U	0.24	0.048
12672-29-6	PCB-1248	0.24	U	0.24	0.048
11097-69-1	PCB-1254	0.24	U	0.24	0.11
11096-82-5	PCB-1260	0.24	U	0.24	0.11

CAS NO.	SURROGATE	%REC	Q	LIMITS
2051-24-3	DCB Decachlorobiphenyl	99		65-174
877-09-8	Tetrachloro-m-xylene	101		60-154

METALS

No data validation qualifiers were added

MKP 7/29/2022

COVER PAGE
METALS

Lab Name: Eurofins Buffalo Job Number: 480-199366-1

SDG No.:

Project: Pilgrim Village Family

Client Sample ID	Lab Sample ID
B5	480-199366-1
B6	480-199366-2
B7	480-199366-3
B8	480-199366-4

Comments:

1A-IN
INORGANIC ANALYSIS DATA SHEET
METALS

Client Sample ID: B5
Lab Sample ID: 480-199366-1
Lab Name: Eurofins Buffalo
Job No.: 480-199366-1
SDG ID.:
Matrix: Solid
Date Sampled: 06/28/2022 12:00
Reporting Basis: DRY
Date Received: 06/28/2022 13:22
% Solids: 78.6

CAS No.	Analyte	Result	RL	MDL	Units	C	Q	DIL	Method
7429-90-5	Aluminum	32300	13.4	5.9	mg/Kg			1	6010C
7440-36-0	Antimony	20.1	20.1	0.53	mg/Kg	U		1	6010C
7440-38-2	Arsenic	3.6	2.7	0.53	mg/Kg			1	6010C
7440-39-3	Barium	133	0.67	0.15	mg/Kg			1	6010C
7440-41-7	Beryllium	1.4	0.27	0.037	mg/Kg			1	6010C
7440-43-9	Cadmium	0.25	0.27	0.040	mg/Kg	J		1	6010C
7440-70-2	Calcium	25800	66.9	4.4	mg/Kg		B	1	6010C
7440-47-3	Chromium	39.1	0.67	0.27	mg/Kg			1	6010C
7440-48-4	Cobalt	14.2	0.67	0.067	mg/Kg			1	6010C
7440-50-8	Copper	24.4	1.3	0.28	mg/Kg			1	6010C
7439-89-6	Iron	32000	13.4	4.7	mg/Kg		B	1	6010C
7439-92-1	Lead	12.8	1.3	0.32	mg/Kg			1	6010C
7439-95-4	Magnesium	14500	26.7	1.2	mg/Kg			1	6010C
7439-96-5	Manganese	370	0.27	0.043	mg/Kg		B	1	6010C
7440-02-0	Nickel	37.2	6.7	0.31	mg/Kg			1	6010C
7440-09-7	Potassium	10800	40.1	26.7	mg/Kg			1	6010C
7782-49-2	Selenium	0.66	5.3	0.53	mg/Kg	J		1	6010C
7440-22-4	Silver	0.80	0.80	0.27	mg/Kg	U		1	6010C
7440-23-5	Sodium	392	187	17.4	mg/Kg			1	6010C
7440-28-0	Thallium	8.0	8.0	0.40	mg/Kg	U		1	6010C
7440-62-2	Vanadium	60.1	0.67	0.15	mg/Kg			1	6010C
7440-66-6	Zinc	69.7	2.7	0.86	mg/Kg			1	6010C
7439-97-6	Mercury	0.011	0.026	0.0059	mg/Kg	J		1	7471B

1A-IN
INORGANIC ANALYSIS DATA SHEET
METALS

Client Sample ID: B6
Lab Sample ID: 480-199366-2
Lab Name: Eurofins Buffalo
Job No.: 480-199366-1
SDG ID.:
Matrix: Solid
Date Sampled: 06/28/2022 12:00
Reporting Basis: DRY
Date Received: 06/28/2022 13:22
% Solids: 82.4

CAS No.	Analyte	Result	RL	MDL	Units	C	Q	DIL	Method
7429-90-5	Aluminum	4140	12.4	5.4	mg/Kg			1	6010C
7440-36-0	Antimony	18.6	18.6	0.50	mg/Kg	U		1	6010C
7440-38-2	Arsenic	2.3	2.5	0.50	mg/Kg	J		1	6010C
7440-39-3	Barium	16.2	0.62	0.14	mg/Kg			1	6010C
7440-41-7	Beryllium	0.20	0.25	0.035	mg/Kg	J		1	6010C
7440-43-9	Cadmium	0.13	0.25	0.037	mg/Kg	J		1	6010C
7440-70-2	Calcium	50600	61.9	4.1	mg/Kg		B	1	6010C
7440-47-3	Chromium	6.9	0.62	0.25	mg/Kg			1	6010C
7440-48-4	Cobalt	2.3	0.62	0.062	mg/Kg			1	6010C
7440-50-8	Copper	6.0	1.2	0.26	mg/Kg			1	6010C
7439-89-6	Iron	7180	12.4	4.3	mg/Kg		B	1	6010C
7439-92-1	Lead	8.2	1.2	0.30	mg/Kg			1	6010C
7439-95-4	Magnesium	26600	24.8	1.1	mg/Kg			1	6010C
7439-96-5	Manganese	265	0.25	0.040	mg/Kg		B	1	6010C
7440-02-0	Nickel	4.8	6.2	0.28	mg/Kg	J		1	6010C
7440-09-7	Potassium	1310	37.1	24.8	mg/Kg			1	6010C
7782-49-2	Selenium	5.0	5.0	0.50	mg/Kg	U		1	6010C
7440-22-4	Silver	0.74	0.74	0.25	mg/Kg	U		1	6010C
7440-23-5	Sodium	236	173	16.1	mg/Kg			1	6010C
7440-28-0	Thallium	7.4	7.4	0.37	mg/Kg	U		1	6010C
7440-62-2	Vanadium	14.3	0.62	0.14	mg/Kg			1	6010C
7440-66-6	Zinc	21.8	2.5	0.79	mg/Kg			1	6010C
7439-97-6	Mercury	0.022	0.022	0.0051	mg/Kg	U		1	7471B

1A-IN
INORGANIC ANALYSIS DATA SHEET
METALS

Client Sample ID: B7
Lab Sample ID: 480-199366-3
Lab Name: Eurofins Buffalo
Job No.: 480-199366-1
SDG ID.:
Matrix: Solid
Date Sampled: 06/28/2022 12:00
Reporting Basis: DRY
Date Received: 06/28/2022 13:22
% Solids: 83.9

CAS No.	Analyte	Result	RL	MDL	Units	C	Q	DIL	Method
7429-90-5	Aluminum	25100	12.0	5.3	mg/Kg			1	6010C
7440-36-0	Antimony	18.0	18.0	0.48	mg/Kg	U		1	6010C
7440-38-2	Arsenic	6.7	2.4	0.48	mg/Kg			1	6010C
7440-39-3	Barium	139	0.60	0.13	mg/Kg			1	6010C
7440-41-7	Beryllium	1.1	0.24	0.034	mg/Kg			1	6010C
7440-43-9	Cadmium	0.34	0.24	0.036	mg/Kg			1	6010C
7440-70-2	Calcium	30900	59.8	3.9	mg/Kg		B	1	6010C
7440-47-3	Chromium	30.2	0.60	0.24	mg/Kg			1	6010C
7440-48-4	Cobalt	13.7	0.60	0.060	mg/Kg			1	6010C
7440-50-8	Copper	21.9	1.2	0.25	mg/Kg			1	6010C
7439-89-6	Iron	28600	12.0	4.2	mg/Kg		B	1	6010C
7439-92-1	Lead	13.5	1.2	0.29	mg/Kg			1	6010C
7439-95-4	Magnesium	14700	23.9	1.1	mg/Kg			1	6010C
7439-96-5	Manganese	473	0.24	0.038	mg/Kg		B	1	6010C
7440-02-0	Nickel	33.6	6.0	0.28	mg/Kg			1	6010C
7440-09-7	Potassium	7960	35.9	23.9	mg/Kg			1	6010C
7782-49-2	Selenium	4.8	4.8	0.48	mg/Kg	U		1	6010C
7440-22-4	Silver	0.72	0.72	0.24	mg/Kg	U		1	6010C
7440-23-5	Sodium	354	168	15.6	mg/Kg			1	6010C
7440-28-0	Thallium	7.2	7.2	0.36	mg/Kg	U		1	6010C
7440-62-2	Vanadium	46.0	0.60	0.13	mg/Kg			1	6010C
7440-66-6	Zinc	86.7	2.4	0.77	mg/Kg			1	6010C
7439-97-6	Mercury	0.011	0.024	0.0056	mg/Kg	J		1	7471B

1A-IN
INORGANIC ANALYSIS DATA SHEET
METALS

Client Sample ID: B8
Lab Sample ID: 480-199366-4
Lab Name: Eurofins Buffalo
Job No.: 480-199366-1
SDG ID.:
Matrix: Solid
Date Sampled: 06/28/2022 12:00
Reporting Basis: DRY
Date Received: 06/28/2022 13:22
% Solids: 81.1

CAS No.	Analyte	Result	RL	MDL	Units	C	Q	DIL	Method
7429-90-5	Aluminum	21200	12.3	5.4	mg/Kg			1	6010C
7440-36-0	Antimony	18.4	18.4	0.49	mg/Kg	U		1	6010C
7440-38-2	Arsenic	3.2	2.5	0.49	mg/Kg			1	6010C
7440-39-3	Barium	99.5	0.61	0.14	mg/Kg			1	6010C
7440-41-7	Beryllium	0.93	0.25	0.034	mg/Kg			1	6010C
7440-43-9	Cadmium	0.15	0.25	0.037	mg/Kg	J		1	6010C
7440-70-2	Calcium	36500	61.4	4.1	mg/Kg		B	1	6010C
7440-47-3	Chromium	26.8	0.61	0.25	mg/Kg			1	6010C
7440-48-4	Cobalt	11.4	0.61	0.061	mg/Kg			1	6010C
7440-50-8	Copper	19.8	1.2	0.26	mg/Kg			1	6010C
7439-89-6	Iron	24200	12.3	4.3	mg/Kg		B	1	6010C
7439-92-1	Lead	10.6	1.2	0.29	mg/Kg			1	6010C
7439-95-4	Magnesium	20800	24.6	1.1	mg/Kg			1	6010C
7439-96-5	Manganese	392	0.25	0.039	mg/Kg		B	1	6010C
7440-02-0	Nickel	28.1	6.1	0.28	mg/Kg			1	6010C
7440-09-7	Potassium	7110	36.9	24.6	mg/Kg			1	6010C
7782-49-2	Selenium	4.9	4.9	0.49	mg/Kg	U		1	6010C
7440-22-4	Silver	0.74	0.74	0.25	mg/Kg	U		1	6010C
7440-23-5	Sodium	295	172	16.0	mg/Kg			1	6010C
7440-28-0	Thallium	7.4	7.4	0.37	mg/Kg	U		1	6010C
7440-62-2	Vanadium	42.0	0.61	0.14	mg/Kg			1	6010C
7440-66-6	Zinc	57.3	2.5	0.79	mg/Kg			1	6010C
7439-97-6	Mercury	0.011	0.023	0.0052	mg/Kg	J		1	7471B

GENERAL CHEMISTRY

No data validation qualifiers were added

MKP 7/29/2022

COVER PAGE
GENERAL CHEMISTRY

Lab Name: Eurofins Buffalo Job Number: 480-199366-1

SDG No.:

Project: Pilgrim Village Family

Client Sample ID	Lab Sample ID
B5	480-199366-1
B6	480-199366-2
B7	480-199366-3
B8	480-199366-4

Comments:

General Chemistry Raw Data Report

Job ID: 480-199366-1

Batch: 631884 **Analyst Initials: JMM**

Method: Moisture **Instrument: No Equipment Used for this Test**

Lab Sample ID: 480-199366-A-1

Analysis Date: Jun 28, 2022 16:03

Analyte	Detector	Dilution	Raw Result	Unit
Percent Moisture	None	1	21.4460784313726	%
Percent Solids	None	1	78.5539215686274	%

Lab Sample ID: 480-199366-A-2

Analysis Date: Jun 28, 2022 16:03

Analyte	Detector	Dilution	Raw Result	Unit
Percent Moisture	None	1	17.6470588235294	%
Percent Solids	None	1	82.3529411764706	%

Lab Sample ID: 480-199366-A-3

Analysis Date: Jun 28, 2022 16:03

Analyte	Detector	Dilution	Raw Result	Unit
Percent Moisture	None	1	16.058394160584	%
Percent Solids	None	1	83.941605839416	%

Lab Sample ID: 480-199366-A-4

Analysis Date: Jun 28, 2022 16:03

Analyte	Detector	Dilution	Raw Result	Unit
Percent Moisture	None	1	18.9024390243902	%
Percent Solids	None	1	81.0975609756098	%

Appendix B

Laboratory QC Documentation

FORM VIII
GC/MS VOA INTERNAL STANDARD AREA AND RETENTION TIME SUMMARY

Lab Name: Eurofins Buffalo Job No.: 480-199366-1

SDG No.:

Sample No.: CCVIS 480-632100/4 Date Analyzed: 06/29/2022 19:13

Instrument ID: HP5977M GC Column: ZB-624 (30) VOA ID: 0.25(mm)

Lab File ID (Standard): M04476.D Heated Purge: (Y/N) Y

Calibration ID: 43305

		FB		CBNZd5		DCBd4	
		AREA #	RT #	AREA #	RT #	AREA #	RT #
12/24 HOUR STD		100795	5.23	204284	8.22	210986	10.62
UPPER LIMIT		201590	5.73	408568	8.72	421972	11.12
LOWER LIMIT		50398	4.73	102142	7.72	105493	10.12
LAB SAMPLE ID	CLIENT SAMPLE ID						
LCS 480-632098/1-A		106115	5.23	222655	8.21	222850	10.62
LCSD 480-632098/2-A		102178	5.23	202061	8.22	206725	10.62
MB 480-632098/3-A		105738	5.23	222284	8.22	238774	10.62
480-199366-1	B5	75123	5.23	111490	8.22	73342*3	10.62
480-199366-2	B6	90359	5.23	152401	8.22	117948	10.62

FB = Fluorobenzene (IS)
CBNZd5 = Chlorobenzene-d5
DCBd4 = 1,4-Dichlorobenzene-d4

Area Limit = 50%-200% of internal standard area
RT Limit = ± 0.5 minutes of internal standard RT

Column used to flag values outside QC limits

FORM VIII 8260C

FORM VII
GC/MS VOA CONTINUING CALIBRATION DATA

Lab Name: Eurofins Buffalo Job No.: 480-199366-1

SDG No.:

Lab Sample ID: CCVIS 480-631906/4 Calibration Date: 06/28/2022 19:01

Instrument ID: HP5977M Calib Start Date: 04/03/2022 22:58

GC Column: ZB-624 (30) VOA ID: 0.25(mm) Calib End Date: 04/04/2022 01:23

Lab File ID: M04448.D Conc. Units: ug/L Heated Purge: (Y/N) Y

ANALYTE	CURVE TYPE	AVE RRF	RRF	MIN RRF	CALC AMOUNT	SPIKE AMOUNT	%D	MAX %D	
Dichlorodifluoromethane	Ave	1.390	1.343	0.1000	48.3	50.0	-3.3	50.0	
Chloromethane	Ave	1.852	1.888	0.1000	51.0	50.0	1.9	20.0	
Vinyl chloride	Ave	1.570	1.591	0.1000	50.7	50.0	1.3	20.0	
Butadiene	Ave	1.627	1.594		49.0	50.0	-2.1	20.0	
Bromomethane	Ave	0.7820	0.8557	0.1000	54.7	50.0	9.4	50.0	
Chloroethane	Ave	0.8552	0.9418	0.1000	55.1	50.0	10.1	50.0	
Trichlorofluoromethane	Ave	1.614	1.703	0.1000	52.7	50.0	5.5	20.0	
Dichlorofluoromethane	Ave	2.000	2.008		50.2	50.0	0.4	20.0	
Ethyl ether	Ave	1.171	1.089		46.5	50.0	-7.0	20.0	
Acrolein	Ave	0.1169	0.1670		357	250	43.0	50.0	NT
1,1,2-Trichloro-1,2,2-trifluoroethane	Ave	1.177	1.067	0.1000	45.3	50.0	-9.4	20.0	
1,1-Dichloroethene	Ave	1.011	0.8938	0.1000	44.2	50.0	-11.6	20.0	
Acetone	Ave	0.4870	0.3438	0.1000	176	250	-29.4	50.0	
Iodomethane	Ave	1.947	1.611		41.4	50.0	-17.2	20.0	
Carbon disulfide	Ave	3.587	2.965	0.1000	41.3	50.0	-17.4	20.0	
Allyl chloride	Ave	2.148	1.914		44.6	50.0	-10.9	20.0	
Methyl acetate	Ave	1.072	0.9101	0.1000	84.9	100	-15.1	50.0	
Methylene Chloride	Lin1		1.320	0.1000	52.0	50.0	4.0	20.0	
2-Methyl-2-propanol	Ave	0.1761	0.1046		297	500	-40.6	50.0	NT
Methyl tert-butyl ether	Ave	3.801	3.132	0.1000	41.2	50.0	-17.6	20.0	
trans-1,2-Dichloroethene	Ave	1.227	1.105	0.1000	45.1	50.0	-9.9	20.0	
Acrylonitrile	Ave	0.5772	0.4688		406	500	-18.8	20.0	
Hexane	Ave	2.062	1.902		46.1	50.0	-7.8	20.0	
1,1-Dichloroethane	Ave	2.381	2.221	0.2000	46.6	50.0	-6.7	20.0	
Vinyl acetate	Ave	2.631	2.282		86.7	100	-13.3	20.0	
2,2-Dichloropropane	Ave	1.418	1.306		46.1	50.0	-7.9	20.0	
cis-1,2-Dichloroethene	Ave	1.413	1.234	0.1000	43.7	50.0	-12.6	20.0	
2-Butanone (MEK)	Ave	0.6729	0.5551	0.1000	206	250	-17.5	20.0	
Chlorobromomethane	Ave	0.7413	0.6456		43.5	50.0	-12.9	20.0	
Tetrahydrofuran	Ave	0.4779	0.3886		81.3	100	-18.7	20.0	
Chloroform	Ave	2.206	2.012	0.2000	45.6	50.0	-8.8	20.0	
1,1,1-Trichloroethane	Ave	1.713	1.637	0.1000	47.8	50.0	-4.5	20.0	
Cyclohexane	Ave	2.517	2.451	0.1000	48.7	50.0	-2.6	20.0	
Carbon tetrachloride	Ave	1.356	1.336	0.1000	49.3	50.0	-1.5	20.0	
1,1-Dichloropropene	Ave	1.554	1.498		48.2	50.0	-3.6	20.0	
Benzene	Ave	4.743	4.402	0.5000	46.4	50.0	-7.2	20.0	
Isobutyl alcohol	Ave	0.0580	0.0418		902	1250	-27.9	50.0	NT
1,2-Dichloroethane	Ave	1.764	1.629	0.1000	46.2	50.0	-7.6	20.0	
n-Heptane	Ave	2.020	2.008		49.7	50.0	-0.6	20.0	
Trichloroethene	Ave	1.229	1.149	0.2000	46.8	50.0	-6.5	20.0	

FORM VII 8260C

FORM VII
GC/MS VOA CONTINUING CALIBRATION DATA

Lab Name: Eurofins Buffalo Job No.: 480-199366-1

SDG No.:

Lab Sample ID: CCVIS 480-632100/4 Calibration Date: 06/29/2022 19:13

Instrument ID: HP5977M Calib Start Date: 04/03/2022 22:58

GC Column: ZB-624 (30) VOA ID: 0.25(mm) Calib End Date: 04/04/2022 01:23

Lab File ID: M04476.D Conc. Units: ug/L Heated Purge: (Y/N) Y

ANALYTE	CURVE TYPE	AVE RRF	RRF	MIN RRF	CALC AMOUNT	SPIKE AMOUNT	%D	MAX %D	
Dichlorodifluoromethane	Ave	1.390	1.475	0.1000	53.1	50.0	6.1	50.0	
Chloromethane	Ave	1.852	2.194	0.1000	59.2	50.0	18.5	20.0	
Vinyl chloride	Ave	1.570	1.769	0.1000	56.3	50.0	12.6	20.0	
Butadiene	Ave	1.627	1.845		56.7	50.0	13.4	20.0	
Bromomethane	Ave	0.7820	0.8732	0.1000	55.8	50.0	11.7	50.0	
Chloroethane	Ave	0.8552	0.9672	0.1000	56.5	50.0	13.1	50.0	
Trichlorofluoromethane	Ave	1.614	1.866	0.1000	57.8	50.0	15.6	20.0	
Dichlorofluoromethane	Ave	2.000	2.172		54.3	50.0	8.6	20.0	
Ethyl ether	Ave	1.171	1.259		53.8	50.0	7.5	20.0	
Acrolein	Ave	0.1169	0.2085		446	250	78.4*	50.0	NT
1,1-Dichloroethene	Ave	1.011	1.138	0.1000	56.3	50.0	12.6	20.0	
1,1,2-Trichloro-1,2,2-trifluoroethane	Ave	1.177	1.420	0.1000	60.3	50.0	20.6*	20.0	
Acetone	Ave	0.4870	0.4663	0.1000	239	250	-4.3	50.0	
Iodomethane	Ave	1.947	1.940		49.8	50.0	-0.4	20.0	
Carbon disulfide	Ave	3.587	3.950	0.1000	55.1	50.0	10.1	20.0	
Allyl chloride	Ave	2.148	2.395		55.7	50.0	11.5	20.0	
Methyl acetate	Ave	1.072	1.150	0.1000	107	100	7.3	50.0	
Methylene Chloride	Lin1		1.389	0.1000	54.7	50.0	9.5	20.0	
2-Methyl-2-propanol	Ave	0.1761	0.1501		426	500	-14.8	50.0	
Methyl tert-butyl ether	Ave	3.801	3.553	0.1000	46.7	50.0	-6.5	20.0	
trans-1,2-Dichloroethene	Ave	1.227	1.328	0.1000	54.1	50.0	8.3	20.0	
Acrylonitrile	Ave	0.5772	0.6085		527	500	5.4	20.0	
Hexane	Ave	2.062	2.524		61.2	50.0	22.4*	20.0	NT
1,1-Dichloroethane	Ave	2.381	2.624	0.2000	55.1	50.0	10.2	20.0	
Vinyl acetate	Ave	2.631	2.670		101	100	1.5	20.0	
2,2-Dichloropropane	Ave	1.418	1.464		51.6	50.0	3.3	20.0	
cis-1,2-Dichloroethene	Ave	1.413	1.448	0.1000	51.3	50.0	2.5	20.0	
2-Butanone (MEK)	Ave	0.6729	0.7100	0.1000	264	250	5.5	20.0	
Chlorobromomethane	Ave	0.7413	0.7223		48.7	50.0	-2.6	20.0	
Tetrahydrofuran	Ave	0.4779	0.4875		102	100	2.0	20.0	
Chloroform	Ave	2.206	2.297	0.2000	52.1	50.0	4.1	20.0	
Cyclohexane	Ave	2.517	3.109	0.1000	61.8	50.0	23.5*	20.0	
1,1,1-Trichloroethane	Ave	1.713	1.930	0.1000	56.3	50.0	12.7	20.0	
Carbon tetrachloride	Ave	1.356	1.599	0.1000	59.0	50.0	18.0	20.0	
1,1-Dichloropropene	Ave	1.554	1.788		57.5	50.0	15.1	20.0	
Benzene	Ave	4.743	5.054	0.5000	53.3	50.0	6.6	20.0	
Isobutyl alcohol	Ave	0.0580	0.0595		1280	1250	2.6	50.0	
1,2-Dichloroethane	Ave	1.764	1.790	0.1000	50.7	50.0	1.5	20.0	
n-Heptane	Ave	2.020	2.593		64.2	50.0	28.4*	20.0	
Trichloroethene	Ave	1.229	1.322	0.2000	53.8	50.0	7.6	20.0	

FORM I
GC/MS VOA ORGANICS ANALYSIS DATA SHEET

Lab Name: Eurofins Buffalo
Job No.: 480-199366-1
SDG No.:
Client Sample ID:
Lab Sample ID: MB 480-631904/3-A
Matrix: Solid
Lab File ID: M04453.D
Analysis Method: 8260C
Date Collected:
Sample wt/vol: 5(g)
Date Analyzed: 06/28/2022 21:01
Soil Aliquot Vol:
Dilution Factor: 1
Soil Extract Vol.:
GC Column: ZB-624 (30) VOA ID: 0.25(mm)
Purge Volume: 5.0(mL)
Heated Purge: (Y/N) Y pH:
% Moisture: % Solids:
Level: (low/med) Low
Analysis Batch No.: 631906
Units: ug/Kg

CAS NO.	COMPOUND NAME	RESULT	Q	RL	MDL
100-41-4	Ethylbenzene	5.0	U	5.0	0.35
98-82-8	Isopropylbenzene	5.0	U	5.0	0.75
79-20-9	Methyl acetate	25	U	25	3.0
1634-04-4	Methyl tert-butyl ether	5.0	U	5.0	0.49
108-87-2	Methylcyclohexane	5.0	U	5.0	0.76
75-09-2	Methylene Chloride	16.0		5.0	2.3
100-42-5	Styrene	5.0	U	5.0	0.25
127-18-4	Tetrachloroethene	5.0	U	5.0	0.67
108-88-3	Toluene	5.0	U	5.0	0.38
156-60-5	trans-1,2-Dichloroethene	5.0	U	5.0	0.52
10061-02-6	trans-1,3-Dichloropropene	5.0	U	5.0	2.2
79-01-6	Trichloroethene	5.0	U	5.0	1.1
75-69-4	Trichlorofluoromethane	5.0	U	5.0	0.47
75-01-4	Vinyl chloride	5.0	U	5.0	0.61
1330-20-7	Xylenes, Total	10	U	10	0.84

CAS NO.	SURROGATE	%REC	Q	LIMITS
17060-07-0	1,2-Dichloroethane-d4 (Surr)	98		64-126
460-00-4	4-Bromofluorobenzene (Surr)	89		72-126
1868-53-7	Dibromofluoromethane (Surr)	100		60-140
2037-26-5	Toluene-d8 (Surr)	89		71-125

FORM VII
PESTICIDES CONTINUING CALIBRATION DATA

Lab Name: Eurofins Buffalo Job No.: 480-199366-1

SDG No.:

Lab Sample ID: CCVIS 480-631928/5 Calibration Date: 06/29/2022 08:23

Instrument ID: HP6890-25 Calib Start Date: 06/15/2022 13:33

GC Column: RTX-CLPI ID: 0.53(mm) Calib End Date: 06/15/2022 14:52

Lab File ID: 25_59-418.D Conc. Units: ng/uL

ANALYTE	CURVE TYPE	AVE RRF	RRF	MIN RRF	CALC AMOUNT	SPIKE AMOUNT	%D	MAX %D
alpha-BHC	Ave	1.927	1.927		0.0500	0.0500	0.0	20.0
gamma-BHC (Lindane)	Lin1		1.724		0.0465	0.0500	-6.9	20.0
beta-BHC	Lin1		0.6688		0.0519	0.0500	3.8	20.0
delta-BHC	Lin1		1.447		0.0413	0.0500	-17.3	20.0
Heptachlor	Lin1		1.434		0.0545	0.0500	8.9	20.0
Aldrin	Lin1		1.675		0.0557	0.0500	11.5	20.0
Heptachlor epoxide	Lin1		1.346		0.0626	0.0500	25.1*	20.0
trans-Chlordane	Lin1		1.534		0.0562	0.0500	12.5	20.0
cis-Chlordane	Lin1		1.383		0.0550	0.0500	9.9	20.0
4,4'-DDE	Lin1		1.523		0.0578	0.0500	15.6	20.0
Endosulfan I	Lin1		1.049		0.0499	0.0500	-0.1	20.0
Dieldrin	Lin1		0.9793		0.0490	0.0500	-2.0	20.0
Endrin	Lin1		1.197		0.0589	0.0500	17.7	20.0
4,4'-DDD	Lin1		1.139		0.0579	0.0500	15.8	20.0
Endosulfan II	Lin1		0.9663		0.0524	0.0500	4.8	20.0
4,4'-DDT	Lin1		1.005		0.0522	0.0500	4.4	20.0
Endrin aldehyde	Lin1		0.8144		0.0552	0.0500	10.3	20.0
Methoxychlor	Lin1		0.3917		0.0486	0.0500	-2.9	20.0
Endosulfan sulfate	Lin1		0.8553		0.0547	0.0500	9.4	20.0
Endrin ketone	Lin1		0.9354		0.0568	0.0500	13.7	20.0
Tetrachloro-m-xylene	Lin1		0.6123		0.0502	0.0500	0.5	20.0
DCB Decachlorobiphenyl	Lin1		0.7288		0.0487	0.0500	-2.7	20.0

3-IN
METHOD BLANK
METALS

Lab Name: Eurofins Buffalo Job No.: 480-199366-1

SDG No.:

Concentration Units: mg/Kg Lab Sample ID: MB 480-632209/1-A

Instrument Code: ICAP1 Batch No.: 632498

CAS No.	Analyte	Concentration	C	Q	Method
7429-90-5	Aluminum	9.6	U		6010C
7440-36-0	Antimony	14.4	U		6010C
7440-38-2	Arsenic	1.9	U		6010C
7440-39-3	Barium	0.48	U		6010C
7440-41-7	Beryllium	0.19	U		6010C
7440-43-9	Cadmium	0.19	U		6010C
7440-70-2	Calcium	3.45	J		6010C
7440-47-3	Chromium	0.48	U		6010C
7440-48-4	Cobalt	0.48	U		6010C
7440-50-8	Copper	0.96	U		6010C
7439-89-6	Iron	3.92	J		6010C
7439-92-1	Lead	0.96	U		6010C
7439-95-4	Magnesium	19.2	U		6010C
7439-96-5	Manganese	0.0499	J		6010C
7440-02-0	Nickel	4.8	U		6010C
7440-09-7	Potassium	28.8	U		6010C
7782-49-2	Selenium	3.8	U		6010C
7440-22-4	Silver	0.58	U		6010C
7440-23-5	Sodium	134	U		6010C
7440-28-0	Thallium	5.8	U		6010C
7440-62-2	Vanadium	0.48	U		6010C
7440-66-6	Zinc	1.9	U		6010C

FORM III-IN

Appendix C

Validator Qualifications

KENNETH R. APPLIN
Geochemist/Data Validator

Ph.D., Geochemistry and Mineralogy, The Pennsylvania State University

M.S., Geochemistry and Mineralogy, The Pennsylvania State University

B.A., Geological Sciences, SUNY at Geneseo, NY

Dr. Applin has over 35 years of experience working with the geochemistry of natural waters. His prior experience includes working as an Assistant Professor of Geology at the University of Missouri-Columbia and as Chief Hydrogeologist and Geochemist with a leading engineering firm in Rochester, NY. In 1993, he established KR Applin and Associates, a small consulting business that focuses on the geochemistry of natural waters, especially as applied to problems involving the contamination of groundwater and surface water.

Dr. Applin is also an experienced analytical data validator and has provided data validation services since 1994 to a variety of clients performing brownfield cleanup projects, hazardous waste remediation, groundwater monitoring at solid waste facilities, and other projects requiring third-party data validation. Dr. Applin has several years of hands-on experience with the laboratory analysis of natural waters and has successfully completed the USEPA Region II certification courses for performing inorganic and organic analytical data validation.

MICHAEL K. PERRY
Chemist/Data Validator

B.S. Chemistry, Georgia State University, Atlanta, GA

A.A.S., Chemical Technology, Alfred State College, Alfred, NY

Mr. Perry has over 30 years of experience in the analytical laboratory business. During his early career, he spent several years as a laboratory analyst performing the analysis of soil, water, and air samples for inorganic and organic chemical parameters. During his last 20 years in the environmental laboratory business, he managed and directed two major analytical laboratories in Rochester, NY. His management responsibilities included oversight of the daily operations of the lab, staff training and supervision, the selection, purchase, and maintenance of analytical instruments, the introduction of new laboratory methods, analytical quality assurance and quality control, data acquisition and management, and other business-related activities.

Mr. Perry has an extensive working knowledge of the methods and procedures used for sampling and analyzing both inorganic and organic analytes in soil, water, and air. He is an accomplished laboratory chemist and is familiar with the analytical methods and procedures established under the USEPA Contract Laboratory Protocols (CLP), the NYSDEC Analytical Services Protocols (ASP), and the NYSDOH Environmental Laboratory Approval Program (ELAP).

DATA USABILITY SUMMARY REPORT (DUSR)

Pilgrim Village Family
951 Ellicott St.
Buffalo, NY 14209
NYSDEC BCP # C915362

SDG: J199366-1
4 soil samples

Prepared for:

BE3 Corp.
960 Busti Avenue
Suite 150-B
Buffalo, NY 14213
Attention: Dalton Stack

July 2022

EDU *Environmental Data Usability 10028 Deer Park Dr. Dansville, NY 14437 585-991-9156*

Table of Contents

		Page No.
REVIEWER'S NARRATIVE		
1.0	SUMMARY	1
2.0	INTRODUCTION	1
3.0	SAMPLE AND ANALYSIS SUMMARY	2
4.0	GUIDANCE DOCUMENTS AND DATA REVIEW CRITERIA	2
5.0	DATA VALIDATION QUALIFIERS	3
6.0	RESULTS OF THE DATA REVIEW	4
7.0	TOTAL USABLE DATA	4

APPENDIX A Validated Analytical Results
APPENDIX B Laboratory QC Documentation
APPENDIX C Validator Qualifications

Tables

Table 4-1 Data Validation Guidance Documents
Table 4-2 Quality Control Criteria for Validating Laboratory Analytical Data

Summaries of Validated Results
Table 6-1 VOCs
Table 6-2 SVOCs
Table 6-3 Pesticides
Table 6-4 PCBs
Table 6-5 Metals

mREVIEWER'S NARRATIVE
BE3 SDG J199366-1: Pilgrim Village Family

The data associated with this Sample Delivery Group (SDG) J199366-1, analyzed by Eurofins Buffalo, Buffalo, NY have been reviewed in accordance with assessment criteria provided by the New York State Department of Environmental Conservation following the review procedures provided in the USEPA Functional Guidelines for evaluating organic and inorganic data.

All analytical results reported by the laboratory are considered valid and acceptable except results that have been qualified as rejected, “R”. Results qualified as estimated “J”, or as non-detects, “U”, are considered usable for the purpose of evaluating water and/or soil quality. However, these qualifiers indicate that the accuracy and/or precision of the analytical result is questionable. A summary of all data that have been qualified and the reasons for qualification are provided in the following data usability summary report (DUSR).

Two facts should be noted by all data users. First, the “R” qualifier means that the associated value is unusable. In other words, due to significant quality control (QC) problems, the analysis is invalid and provides no information as to whether the analyte is present or not. Values qualified with an “R” should not appear on the final data tables because they cannot be relied upon, even as the last resort. Second, no analyte concentration, even if it has passed all QC tests, is guaranteed to be accurate. Strict QC serves to increase confidence in data, but any value potentially contains error.

Reviewer's Signature: Michael K. Perry Date: 7/29/2022

Michael K. Perry
Chemist

1.0 SUMMARY

SITE:	Pilgrim Village Family 951 Ellicott St. Buffalo, NY 14209
SAMPLING DATE:	June 28, 2022
SAMPLE TYPE:	4 soil samples
LABORATORY:	Eurofins Buffalo Buffalo, NY
SDG No.:	J199366-1

2.0 INTRODUCTION

This data usability summary report (DUSR) was prepared in accordance with guidance provided by the New York State Department of Environmental Conservation (NYSDEC). The DUSR is based on a review and evaluation of the laboratory analytical data package. Specifically, the NYSDEC guidance recommends review and evaluation of the following elements of the data package:

- Completeness of the data package as defined under the requirements of the NYSDEC Analytical Services Protocols (ASP) Category B or the United States Environmental Protection Agency (USEPA) Contract Laboratory Program (CLP) deliverables,
- Compliance with established analyte holding times,
- Adherence to quality control (QC) limits and specifications for blanks, instrument tuning and calibration, surrogate recoveries, spike recoveries, laboratory duplicate analyses, and other QC criteria,
- Adherence to established analytical protocols,
- Conformance of data summary sheets with raw analytical data, and
- Use of correct data qualifiers.

Data deficiencies, analytical protocol deviations, and quality control problems identified using the review criteria above and their effect on the analytical results are discussed in this report.

3.0 SAMPLE AND ANALYSIS SUMMARY

The data package consists of analytical results for four soil samples collected on June 28, 2022. These samples were analyzed for Volatile Organic Compounds (VOCs), Semi-volatile Organic Compounds (SVOCs), Pesticides, PCBs, and Metals.

All analyses were performed by Eurofins Buffalo, Buffalo, NY and analyzed as SDG J199366-1. The analytical results were provided in NYSDEC ASP Category B format, which includes all raw analytical data and laboratory QC data.

4.0 GUIDANCE DOCUMENTS AND DATA REVIEW CRITERIA

The guidance documents appropriate for reviewing laboratory quality control (QC) data and assigning data qualifiers (flags) to analytical results were selected from those listed in Table 4-1. The QC limits established in the documents applicable to this data review were used to assess the quality of the analytical results. In some cases, however, QC limits established internally by the laboratory were taken into account to determine data quality.

The QC criteria considered for assessing the usability of the reported analytical results provided for each analyte type (i.e. VOCs, SVOCs, metals, etc.) are listed in Table 4-2. These criteria may vary with the analytical method utilized by the laboratory. These criteria comply with the guidance recommended in Section 2.0 above.

5.0 DATA VALIDATION QUALIFIERS

The letter qualifiers (flags) used to define data usability are described briefly below. These letters are assigned by the data validator to analytical results having questionable accuracy and/or precision as determined by reviewing the laboratory QC data associated with the analytical results.

TABLE 4-1

Guidance Used For Validating Laboratory Analytical Data

Analyte Group	Guidance	Date
Metals (ICP-AES)	USEPA SOP HW-3a, Rev. 1	September 2016
Metals (Hg & CN)	USEPA SOP HW-3c, Rev. 1	September 2016
Volatile Organic Compounds (by Methods 8260B & 8260C)	USEPA SOP HW-24, Rev. 4	September 2014
Semi-Volatile Organic Compounds (by Method 8270D)	USEPA SOP HW-22 Rev. 5	December 2010
Pesticides (by Method 8181B)	USEPA SOP HW-44, Rev. 1.1	December 2010
Chlorinated Herbicides (by Method 8151A)	USEPA SOP HW-17, Rev. 3.1	December 2010
Polychlorinated Biphenyls (PCBs)	USEPA SOP HW-37A, Rev. 0	June 2015
Volatile Organic Compounds (Air) (by Method TO-15)	USEPA SOP HW-31, Rev. 6	September 2016
Per- and PolyFluoroAlkyl Substances (PFAS)	* NYSDEC	January 2021
General Chemistry Parameters	per NYSDEC ASP	July 2005

* Sampling, Analysis, and Assessment of Per- and Polyfluoroalkyl Substances (PFAS) Under NYSDEC's Part 375 Remedial Programs, Appendix I

TABLE 4-2

QUALITY CONTROL CRITERIA USED FOR VALIDATING LABORATORY ANALYTICAL DATA

VOCs	SVOCs	Pesticides/PCBs	Metals	Gen Chemistry	PFAS
Completeness of Pkg	Completeness of Pkg	Completeness of Pkg	Completeness of Pkg	Completeness of Pkg	Completeness of Pkg
Sample Preservation	Sample Preservation	Sample Preservation	Sample Preservation	Sample Preservation	Sample Preservation
Holding Time	Holding Time	Holding Time	Holding Time	Holding Times	Holding Time
System Monitoring Compounds	Surrogate Recoveries	Surrogate Recoveries	Initial/Continuing Calibration	Calibration	Instr Performance Check
Lab Control Sample	Lab Control Sample	Matrix Spikes	CRDL Standards	Lab Control Samples	Initial Calibration
Matrix Spikes	Matrix Spikes	Blanks	Blanks	Blanks	Continuing Calibration
Blanks	Blanks	Instrument Calibration & Verification	Interference Check Sample	Spike Recoveries	Blanks
Instrument Tuning	Instrument Tuning	Comparison of duplicate GC column results	Spike Recoveries	Lab Duplicates	Surrogates
Internal Standards	Internal Standards	Analyte ID	Lab Duplicate		Lab Fortified Blank
Initial Calibration	Initial Calibration	Lab Qualifiers	Lab Control Sample		Matrix Spikes
Continuing Calibration	Continuing Calibration	Field Duplicate	ICP Serial Dilutions		Internal Standards
Lab Qualifiers	Lab Qualifiers		Lab Qualifiers		
Field Duplicate	Field Duplicate		Field Duplicate		

Method TO-15 (Air)
Completeness of Pkg
Sample Preservation
Holding Time
Canister Certification
Instrument Tuning
Initial Calibration and Instrument Performance
Daily Calibration
Blanks
Lab Control Sample
Field Duplicate

The laboratory may also use various letters and symbols to flag analytical results generated when QC limits were exceeded. The meanings of these flags may differ from those used by the independent data validator. Those used by the laboratory are provided with the analytical results.

NOTE: The assignment of data qualifiers by the data reviewer (validator) to laboratory analytical results should not necessarily be interpreted by the data user as a measure of laboratory ability or proficiency. Rather, the qualifiers are intended to provide a measure of data accuracy and precision to the data user, which, for example, may provide a level of confidence in determining whether or not standards or cleanup objectives have been met.

U The analyte was analyzed for but was not detected at or above the sample quantitation limit.

J The analyte was positively identified; the associated numerical value is the *approximate* concentration of the analyte in the sample. (The magnitude of any ± value associated with the result is not determined by data validation).

J+ The result is an estimated quantity and may be biased high.

J- The result is an estimated quantity and may be biased low.

UJ The analyte was analyzed for but not detected. The reported quantitation limit is approximate and may inaccurate or imprecise.

R The sample result is rejected (i.e., is unusable) due to serious deficiencies in the ability to analyze the sample and meet quality control criteria. The presence or absence of the analyte cannot be verified.

NJ The analysis indicates the presence of an analyte that has been "tentatively identified" and the associated numerical value represents its approximate concentration.

The validated analytical results are attached to this report. Validation qualifiers (flags) are indicated in red print. Data sheets having qualified data are signed and dated by the data reviewer.

6.0 RESULTS OF THE DATA REVIEW

The results of the data review are summarized in Tables 6-1 through 6-5. The tables list the samples where QC criteria were found to exceed acceptable limits and the actions taken to qualify the associated analytical results.

7.0 TOTAL USABLE DATA

For SDG J199366-1, four samples were analyzed and results were reported for 664 analytes. Even though some results were flagged with a "J" as estimated, all results (100 %) are considered usable. See the summary table for the analyses that have rejected/qualified and the corresponding QC reasons.

NOTE: 1) As noted by the laboratory, the soil samples were not collected following SW846 5035A protocol. This adds an element of uncertainty to the analytical results for volatile organic analytes (VOAs). Although not specifically indicated on the final data sheets with a "J" flag, the VOA analytical results should be considered estimated, but usable.

Table 6-1 8260 VOCs

SAMPLES AFFECTED	ANALYTES	ACTION	QC VIOLATION	COMMENTS
B5	1,1,2,2-Tetrachloroethane 1,2,4-TCB DBCP 1,2-DCB 1,3-DCB 1,4-DCB Isopropylbenzene	J detects UJ non-detects	IS DCBd5 < QC limit	Data are estimated
B5 B6	1,2,2-Trichloro-1,2,2-trifluoroethane Cyclohexane	J detects UJ non-detects	CCV > QC limit	Data are estimated
B7 B8	Acetone	J detects UJ non-detects	CCV > QC limit	Data are estimated

Table 6-2 8270 SVOCs

SAMPLES AFFECTED	ANALYTES	ACTION	QC VIOLATION	COMMENTS
none			none	

Table 6-3 Pesticides

SAMPLES AFFECTED	ANALYTES	ACTION	QC VIOLATION	COMMENTS
none			none	

Table 6-4 PCBs

SAMPLES AFFECTED	ANALYTES	ACTION	QC VIOLATION	COMMENTS
none			none	

Table 6-5 Metals

SAMPLES AFFECTED	ANALYTES	ACTION	QC VIOLATION	COMMENTS
none			none	

ACRONYMS

BSP	Blank Spike
CCAL	Continuing Calibration
CCB	Continuing Calibration Blank
CCV	Continuing Calibration Verification
CRDL	Contract Required Detection Limit
CRQL	Contract Required Quantitation Limit
%D	Percent Difference
ICAL	Initial Calibration
ICB	Initial Calibration Blank
IS	Internal Standard
LCS	Laboratory Control Sample
MS/MSD	Matrix Spike/Matrix Spike Duplicate
QA	Quality Assurance
QC	Quality Control
%R	Percent recovery
RPD	Relative Percent Difference
RRF	Relative Response Factor
%RSD	Percent Relative Standard Deviation
TAL	Target Analyte List (metals)
TCL	Target Compound List (organics)

Appendix A

Validated Analytical Results

ANALYTICAL REPORT

Job Number: 480-199605-1

Job Description: Pilgrim Village Family - Groundwater

For:
Brydges Engineering in Environment & Energy DPC
960 Busti Ave
Suite B-150
Buffalo, NY 14213

Attention: Mr. Dalton Stack

Approved for release.
John Beninati
Project Manager
7/14/2022 7:57 AM

John Beninati, Project Manager
10 Hazelwood Drive, Amherst, NY, 14228-2298
(716)504-9874
John.Beninati@et.eurofinsus.com
07/14/2022

The test results in this report meet all NELAP requirements for parameters for which accreditation is required or available. Any exceptions to the NELAP requirements are noted in this report. Pursuant to NELAP, this report may not be reproduced, except in full, without the written approval of the laboratory. This report is confidential and is intended for the sole use of Eurofins Environment Testing Northeast, LLC Buffalo and its client. All questions regarding this report should be directed to the Eurofins Environment Testing Northeast, LLC Buffalo Project Manager or designee who has signed this report.

The test results in this report relate only to the samples as received by the laboratory and will meet all requirements of the methodology, with any exceptions noted. This report shall not be reproduced except in full, without the express written approval of the laboratory. All questions should be directed to the Eurofins Environment Testing Northeast, LLC Project Manager.This report has been electronically signed and authorized by the signatory. Electronic signature is intended to be the legally binding equivalent of a traditionally handwritten signature.

Job Narrative
480-199605-1

Comments
No additional comments.

Receipt
The samples were received on 7/7/2022 4:00 PM. Unless otherwise noted below, the samples arrived in good condition, and where required, properly preserved and on ice. The temperature of the cooler at receipt was 5.2º C.

GC/MS VOA
Method 8260C: The laboratory control sample and/or the laboratory control sample duplicate (LCS/LCSD) for analytical batch 480-632921 recovered outside control limits for the following analyte(s): 4-Methyl-2-pentanone (MIBK). 4-Methyl-2-pentanone (MIBK) has been identified as a poor performing analyte when analyzed using this method; therefore, re-extraction/re-analysis was not performed. The associated samples are impacted: REM-2 (480-199605-1), REM-22 (480-199605-2), REM-3 (480-199605-3) and TRIP BLANK (480-199605-4).

Method 8260C: The continuing calibration verification (CCV) associated with batch 480-632921 recovered above the upper control limit for Trichlorofluoromethane. The samples associated with this CCV were non-detects for the affected analytes; therefore, the data have been reported. The associated samples are impacted: REM-2 (480-199605-1), REM-22 (480-199605-2), REM-3 (480-199605-3) and TRIP BLANK (480-199605-4).

Method 8260C: The following sample(s) was collected in a properly preserved vial; however, the pH was outside the required criteria when verified by the laboratory. The sample was analyzed within the 7-day holding time specified for unpreserved samples: REM-3 (480-199605-3). pH is 7.

No additional analytical or quality issues were noted, other than those described above or in the Definitions/Glossary page.

GC/MS Semi VOA
Method 8270D: The RPD of the laboratory control sample (LCS) and laboratory control sample duplicate (LCSD) for preparation batch 480-633068 and analytical batch 480-633204 recovered outside control limits for multiple analytes.

No additional analytical or quality issues were noted, other than those described above or in the Definitions/Glossary page.

Metals
Method 6010C: The recovery of post spike, (480-199605-A-2-A PDS), associated with batch 480-633242, exhibited results outside quality control limits for Total Sodium and Antimony. However, the serial dilution (SD) of this sample was compliant, therefore no corrective action was necessary.

Methods 245.1, 7470A: Due to interference with the sample matrix, the standard mercury preparation procedure was inadequate for the following samples(s): REM-3 (480-199605-3). This was demonstrated when the potassium permanganate reagent was added and the characteristic purple color faded rapidly. This loss of color indicates oxidizing conditions were not maintained. The sample(s) was prepared and analyzed at a 1/2 dilution, which maintained the purple color during digestion.

No additional analytical or quality issues were noted, other than those described above or in the Definitions/Glossary page.

Organic Prep
Method 3510C: During pH adjustment, the following samples required 5 mL of base to reach the desired pH: REM-2 (480-199605-1) and REM-22 (480-199605-2). Most samples take less than 2 mL to reach the desired range.

No additional analytical or quality issues were noted, other than those described above or in the Definitions/Glossary page.

Sample Summary

Client: Brydges Engineering in Environment & Energy DPC
Job ID: 480-199605-1
Project/Site: Pilgrim Village Family - Groundwater

Lab Sample ID	Client Sample ID	Matrix	Collected	Received
480-199605-1	REM-2	Water	07/07/22 10:30	07/07/22 16:00
480-199605-2	REM-22	Water	07/07/22 10:30	07/07/22 16:00
480-199605-3	REM-3	Water	07/07/22 12:30	07/07/22 16:00
480-199605-4	TRIP BLANK	Water	07/07/22 00:00	07/07/22 16:00

Eurofins Buffalo
10 Hazelwood Drive
Amherst, NY 14228-2298
Phone: 716-691-2600 Fax: 716-691-7991

Chain of Custody Record

eurofins | Environment Testing America

Client Information	Sampler: Dalton Stack	Lab PM: Beninati, John	Carrier Tracking No(s):	COC No: 480-175244-37699.1
Client Contact: Mr. Dalton Stack	Phone: 716-525-3950	E-Mail: John.Beninati@et.eurofinsus.com	State of Origin:	Page: Page 1 of 1
Company: Brydges Engineering in Environment & Energy DPC	PWSID:			Job #:
Address: 960 Busti Ave Suite B-150	Due Date Requested:			
City: Buffalo	TAT Requested (days): 5 Day			
State, Zip: NY, 14213	Compliance Project: Δ Yes Δ No			
Phone: 716-362-6532(Tel)	PO #: Purchase Order not required			
Email: dstack@be3corp.com	WO #:			
Project Name: Pilgrim Village Family - Groundwater	Project #: 48024826			
Site:	SSOW#:			

Analysis Requested

Preservation Codes:
A - HCL
B - NaOH
C - Zn Acetate
D - Nitric Acid
E - NaHSO4
F - MeOH
G - Amchlor
H - Ascorbic Acid
I - Ice
J - DI Water
K - EDTA
L - EDA
M - Hexane
N - None
O - AsNaO2
P - Na2O4S
Q - Na2SO3
R - Na2S2O3
S - H2SO4
T - TSP Dodecahydrate
U - Acetone
V - MCAA
W - pH 4-5
Y - Trizma
Z - other (specify)
Other:

Sample Identification	Sample Date	Sample Time	Sample Type (C=comp, G=grab)	Matrix (W=water, S=solid, O=waste/oil, BT=Tissue, A=Air)	Field Filtered Sample (Yes or No)	Perform MS/MSD (Yes or No)	8270D - TCL SVOCs	6010C, 7470A	8260C - TCL VOCs	Total Number of containers	Special Instructions/Note:
			Preservation Code:				N	D	A		
REM-2	7/7/22	10:30	G	Water	Y		X	X	X		
REM-22	↓	10:30	↓	Water	Y		X	X	X		
REM-3	↓	12:30	↓	Water	Y		X	X	X		
Trip blank											

480-199605 Chain of Custody

Possible Hazard Identification
☒ Non-Hazard ☐ Flammable ☐ Skin Irritant ☐ Poison B ☐ Unknown ☐ Radiological

Sample Disposal (A fee may be assessed if samples are retained longer than 1 month)
☐ Return To Client ☒ Disposal By Lab ☐ Archive For _____ Months

Deliverable Requested: I, II, III, IV, Other (specify)

Special Instructions/QC Requirements:

Empty Kit Relinquished by:	Date:	Time:	Method of Shipment:		
Relinquished by: Dalton Stack	Date/Time: 7/7/22 3:59 p.m.	Company: BE3	Received by:	Date/Time:	Company:
Relinquished by:	Date/Time:	Company:	Received by:	Date/Time:	Company:
Relinquished by:	Date/Time:	Company:	Received by: [signature]	Date/Time: 7/7/22 16:00	Company: [signature]
Custody Seals Intact: Δ Yes Δ No	Custody Seal No.:		Cooler Temperature(s) °C and Other Remarks: 5.2 no ICE		

Ver: 06/08/2021

Method 8260C

Volatile Organic Compounds (GC/MS) by Method 8260C

FORM I
GC/MS VOA ORGANICS ANALYSIS DATA SHEET

Lab Name: Eurofins Buffalo | Job No.: 480-199605-1

SDG No.:

Client Sample ID: REM-2 | Lab Sample ID: 480-199605-1

Matrix: Water | Lab File ID: D1537.D

Analysis Method: 8260C | Date Collected: 07/07/2022 10:30

Sample wt/vol: 5(mL) | Date Analyzed: 07/08/2022 16:33

Soil Aliquot Vol: | Dilution Factor: 1

Soil Extract Vol.: | GC Column: ZB-624 (20) ID: 0.18(mm)

Purge Volume: 5.0(mL) | Heated Purge: (Y/N) N pH:

% Moisture: % Solids: | Level: (low/med) Low

Analysis Batch No.: 632921 | Units: ug/L

CAS NO.	COMPOUND NAME	RESULT	Q	RL	MDL	
71-55-6	1,1,1-Trichloroethane	1.0	U	1.0	0.82	
79-34-5	1,1,2,2-Tetrachloroethane	1.0	U	1.0	0.21	
76-13-1	1,1,2-Trichloro-1,2,2-trifluoroethane	1.0	U	1.0	0.31	
79-00-5	1,1,2-Trichloroethane	1.0	U	1.0	0.23	
75-34-3	1,1-Dichloroethane	1.0	U	1.0	0.38	
75-35-4	1,1-Dichloroethene	1.0	U	1.0	0.29	
120-82-1	1,2,4-Trichlorobenzene	1.0	U	1.0	0.41	
96-12-8	1,2-Dibromo-3-Chloropropane	1.0	U	1.0	0.39	
106-93-4	1,2-Dibromoethane	1.0	U	1.0	0.73	
95-50-1	1,2-Dichlorobenzene	1.0	U	1.0	0.79	
107-06-2	1,2-Dichloroethane	1.0	U	1.0	0.21	
78-87-5	1,2-Dichloropropane	1.0	U	1.0	0.72	
541-73-1	1,3-Dichlorobenzene	1.0	U	1.0	0.78	
106-46-7	1,4-Dichlorobenzene	1.0	U	1.0	0.84	
78-93-3	2-Butanone (MEK)	10	U	10	1.3	
591-78-6	2-Hexanone	5.0	U	5.0	1.2	
108-10-1	4-Methyl-2-pentanone (MIBK)	5.0	U *-	5.0	2.1	UJ
67-64-1	Acetone	10	U	10	3.0	
71-43-2	Benzene	1.0	U	1.0	0.41	
75-27-4	Bromodichloromethane	1.0	U	1.0	0.39	
75-25-2	Bromoform	1.0	U	1.0	0.26	
74-83-9	Bromomethane	1.0	U	1.0	0.69	
75-15-0	Carbon disulfide	1.0	U	1.0	0.19	
56-23-5	Carbon tetrachloride	1.0	U	1.0	0.27	
108-90-7	Chlorobenzene	1.0	U	1.0	0.75	
75-00-3	Chloroethane	1.0	U	1.0	0.32	
67-66-3	Chloroform	1.0	U	1.0	0.34	
74-87-3	Chloromethane	1.0	U	1.0	0.35	
156-59-2	cis-1,2-Dichloroethene	1.0	U	1.0	0.81	
10061-01-5	cis-1,3-Dichloropropene	1.0	U	1.0	0.36	
110-82-7	Cyclohexane	1.0	U	1.0	0.18	
124-48-1	Dibromochloromethane	1.0	U	1.0	0.32	
75-71-8	Dichlorodifluoromethane	1.0	U	1.0	0.68	UJ

MKP 7/29/2022

FORM I
GC/MS VOA ORGANICS ANALYSIS DATA SHEET

Lab Name: Eurofins Buffalo | Job No.: 480-199605-1

SDG No.:

Client Sample ID: REM-2 | Lab Sample ID: 480-199605-1

Matrix: Water | Lab File ID: D1537.D

Analysis Method: 8260C | Date Collected: 07/07/2022 10:30

Sample wt/vol: 5(mL) | Date Analyzed: 07/08/2022 16:33

Soil Aliquot Vol: | Dilution Factor: 1

Soil Extract Vol.: | GC Column: ZB-624 (20) ID: 0.18(mm)

Purge Volume: 5.0(mL) | Heated Purge: (Y/N) N pH:

% Moisture: % Solids: | Level: (low/med) Low

Analysis Batch No.: 632921 | Units: ug/L

CAS NO.	COMPOUND NAME	RESULT	Q	RL	MDL	
100-41-4	Ethylbenzene	1.0	U	1.0	0.74	
98-82-8	Isopropylbenzene	1.0	U	1.0	0.79	
79-20-9	Methyl acetate	2.5	U	2.5	1.3	
1634-04-4	Methyl tert-butyl ether	1.0	U	1.0	0.16	
108-87-2	Methylcyclohexane	1.0	U	1.0	0.16	
75-09-2	Methylene Chloride	1.0	U	1.0	0.44	
100-42-5	Styrene	1.0	U	1.0	0.73	
127-18-4	Tetrachloroethene	1.0	U	1.0	0.36	
108-88-3	Toluene	1.0	U	1.0	0.51	
156-60-5	trans-1,2-Dichloroethene	1.0	U	1.0	0.90	
10061-02-6	trans-1,3-Dichloropropene	1.0	U	1.0	0.37	
79-01-6	Trichloroethene	1.0	U	1.0	0.46	
75-69-4	Trichlorofluoromethane	1.0	U	1.0	0.88	UJ
75-01-4	Vinyl chloride	1.0	U	1.0	0.90	
1330-20-7	Xylenes, Total	2.0	U	2.0	0.66	

CAS NO.	SURROGATE	%REC	Q	LIMITS
17060-07-0	1,2-Dichloroethane-d4 (Surr)	110		77-120
460-00-4	4-Bromofluorobenzene (Surr)	114		73-120
1868-53-7	Dibromofluoromethane (Surr)	112		75-123
2037-26-5	Toluene-d8 (Surr)	96		80-120

MKP 7/29/2022

FORM I
GC/MS VOA ORGANICS ANALYSIS DATA SHEET

Lab Name: Eurofins Buffalo | Job No.: 480-199605-1

SDG No.:

Client Sample ID: REM-22 | Lab Sample ID: 480-199605-2

Matrix: Water | Lab File ID: D1538.D

Analysis Method: 8260C | Date Collected: 07/07/2022 10:30

Sample wt/vol: 5(mL) | Date Analyzed: 07/08/2022 16:55

Soil Aliquot Vol: | Dilution Factor: 1

Soil Extract Vol.: | GC Column: ZB-624 (20) ID: 0.18(mm)

Purge Volume: 5.0(mL) | Heated Purge: (Y/N) N pH:

% Moisture: % Solids: | Level: (low/med) Low

Analysis Batch No.: 632921 | Units: ug/L

CAS NO.	COMPOUND NAME	RESULT	Q	RL	MDL	
71-55-6	1,1,1-Trichloroethane	1.0	U	1.0	0.82	
79-34-5	1,1,2,2-Tetrachloroethane	1.0	U	1.0	0.21	
76-13-1	1,1,2-Trichloro-1,2,2-trifluoroethane	1.0	U	1.0	0.31	
79-00-5	1,1,2-Trichloroethane	1.0	U	1.0	0.23	
75-34-3	1,1-Dichloroethane	1.0	U	1.0	0.38	
75-35-4	1,1-Dichloroethene	1.0	U	1.0	0.29	
120-82-1	1,2,4-Trichlorobenzene	1.0	U	1.0	0.41	
96-12-8	1,2-Dibromo-3-Chloropropane	1.0	U	1.0	0.39	
106-93-4	1,2-Dibromoethane	1.0	U	1.0	0.73	
95-50-1	1,2-Dichlorobenzene	1.0	U	1.0	0.79	
107-06-2	1,2-Dichloroethane	1.0	U	1.0	0.21	
78-87-5	1,2-Dichloropropane	1.0	U	1.0	0.72	
541-73-1	1,3-Dichlorobenzene	1.0	U	1.0	0.78	
106-46-7	1,4-Dichlorobenzene	1.0	U	1.0	0.84	
78-93-3	2-Butanone (MEK)	10	U	10	1.3	
591-78-6	2-Hexanone	5.0	U	5.0	1.2	
108-10-1	4-Methyl-2-pentanone (MIBK)	5.0	U *-	5.0	2.1	UJ
67-64-1	Acetone	10	U	10	3.0	
71-43-2	Benzene	1.0	U	1.0	0.41	
75-27-4	Bromodichloromethane	1.0	U	1.0	0.39	
75-25-2	Bromoform	1.0	U	1.0	0.26	
74-83-9	Bromomethane	1.0	U	1.0	0.69	
75-15-0	Carbon disulfide	1.0	U	1.0	0.19	
56-23-5	Carbon tetrachloride	1.0	U	1.0	0.27	
108-90-7	Chlorobenzene	1.0	U	1.0	0.75	
75-00-3	Chloroethane	1.0	U	1.0	0.32	
67-66-3	Chloroform	1.0	U	1.0	0.34	
74-87-3	Chloromethane	1.0	U	1.0	0.35	
156-59-2	cis-1,2-Dichloroethene	1.0	U	1.0	0.81	
10061-01-5	cis-1,3-Dichloropropene	1.0	U	1.0	0.36	
110-82-7	Cyclohexane	1.0	U	1.0	0.18	
124-48-1	Dibromochloromethane	1.0	U	1.0	0.32	
75-71-8	Dichlorodifluoromethane	1.0	U	1.0	0.68	UJ

MKP 7/29/2022

FORM I
GC/MS VOA ORGANICS ANALYSIS DATA SHEET

Lab Name: Eurofins Buffalo | Job No.: 480-199605-1

SDG No.:

Client Sample ID: REM-22 | Lab Sample ID: 480-199605-2

Matrix: Water | Lab File ID: D1538.D

Analysis Method: 8260C | Date Collected: 07/07/2022 10:30

Sample wt/vol: 5(mL) | Date Analyzed: 07/08/2022 16:55

Soil Aliquot Vol: | Dilution Factor: 1

Soil Extract Vol.: | GC Column: ZB-624 (20) ID: 0.18(mm)

Purge Volume: 5.0(mL) | Heated Purge: (Y/N) N pH:

% Moisture: % Solids: | Level: (low/med) Low

Analysis Batch No.: 632921 | Units: ug/L

CAS NO.	COMPOUND NAME	RESULT	Q	RL	MDL	
100-41-4	Ethylbenzene	1.0	U	1.0	0.74	
98-82-8	Isopropylbenzene	1.0	U	1.0	0.79	
79-20-9	Methyl acetate	2.5	U	2.5	1.3	
1634-04-4	Methyl tert-butyl ether	1.0	U	1.0	0.16	
108-87-2	Methylcyclohexane	1.0	U	1.0	0.16	
75-09-2	Methylene Chloride	1.0	U	1.0	0.44	
100-42-5	Styrene	1.0	U	1.0	0.73	
127-18-4	Tetrachloroethene	1.0	U	1.0	0.36	
108-88-3	Toluene	1.0	U	1.0	0.51	
156-60-5	trans-1,2-Dichloroethene	1.0	U	1.0	0.90	
10061-02-6	trans-1,3-Dichloropropene	1.0	U	1.0	0.37	
79-01-6	Trichloroethene	1.0	U	1.0	0.46	
75-69-4	Trichlorofluoromethane	1.0	U	1.0	0.88	UJ
75-01-4	Vinyl chloride	1.0	U	1.0	0.90	
1330-20-7	Xylenes, Total	2.0	U	2.0	0.66	

CAS NO.	SURROGATE	%REC	Q	LIMITS
17060-07-0	1,2-Dichloroethane-d4 (Surr)	110		77-120
460-00-4	4-Bromofluorobenzene (Surr)	115		73-120
1868-53-7	Dibromofluoromethane (Surr)	114		75-123
2037-26-5	Toluene-d8 (Surr)	98		80-120

MKP 7/29/2022

FORM I
GC/MS VOA ORGANICS ANALYSIS DATA SHEET

Lab Name: Eurofins Buffalo | Job No.: 480-199605-1

SDG No.:

Client Sample ID: REM-3 | Lab Sample ID: 480-199605-3

Matrix: Water | Lab File ID: D1539.D

Analysis Method: 8260C | Date Collected: 07/07/2022 12:30

Sample wt/vol: 5(mL) | Date Analyzed: 07/08/2022 17:16

Soil Aliquot Vol: | Dilution Factor: 1

Soil Extract Vol.: | GC Column: ZB-624 (20) ID: 0.18(mm)

Purge Volume: 5.0(mL) | Heated Purge: (Y/N) N pH: 7.0

% Moisture: % Solids: | Level: (low/med) Low

Analysis Batch No.: 632921 | Units: ug/L

CAS NO.	COMPOUND NAME	RESULT	Q	RL	MDL	
71-55-6	1,1,1-Trichloroethane	1.0	U	1.0	0.82	
79-34-5	1,1,2,2-Tetrachloroethane	1.0	U	1.0	0.21	
76-13-1	1,1,2-Trichloro-1,2,2-trifluoroethane	1.0	U	1.0	0.31	
79-00-5	1,1,2-Trichloroethane	1.0	U	1.0	0.23	
75-34-3	1,1-Dichloroethane	1.0	U	1.0	0.38	
75-35-4	1,1-Dichloroethene	1.0	U	1.0	0.29	
120-82-1	1,2,4-Trichlorobenzene	1.0	U	1.0	0.41	
96-12-8	1,2-Dibromo-3-Chloropropane	1.0	U	1.0	0.39	
106-93-4	1,2-Dibromoethane	1.0	U	1.0	0.73	
95-50-1	1,2-Dichlorobenzene	1.0	U	1.0	0.79	
107-06-2	1,2-Dichloroethane	1.0	U	1.0	0.21	
78-87-5	1,2-Dichloropropane	1.0	U	1.0	0.72	
541-73-1	1,3-Dichlorobenzene	1.0	U	1.0	0.78	
106-46-7	1,4-Dichlorobenzene	1.0	U	1.0	0.84	
78-93-3	2-Butanone (MEK)	10	U	10	1.3	
591-78-6	2-Hexanone	5.0	U	5.0	1.2	
108-10-1	4-Methyl-2-pentanone (MIBK)	5.0	U *-	5.0	2.1	UJ
67-64-1	Acetone	4.3	J	10	3.0	
71-43-2	Benzene	1.0	U	1.0	0.41	
75-27-4	Bromodichloromethane	1.0	U	1.0	0.39	
75-25-2	Bromoform	1.0	U	1.0	0.26	
74-83-9	Bromomethane	1.0	U	1.0	0.69	
75-15-0	Carbon disulfide	1.0	U	1.0	0.19	
56-23-5	Carbon tetrachloride	1.0	U	1.0	0.27	
108-90-7	Chlorobenzene	1.0	U	1.0	0.75	
75-00-3	Chloroethane	1.0	U	1.0	0.32	
67-66-3	Chloroform	1.0	U	1.0	0.34	
74-87-3	Chloromethane	1.0	U	1.0	0.35	
156-59-2	cis-1,2-Dichloroethene	1.0	U	1.0	0.81	
10061-01-5	cis-1,3-Dichloropropene	1.0	U	1.0	0.36	
110-82-7	Cyclohexane	1.0	U	1.0	0.18	
124-48-1	Dibromochloromethane	1.0	U	1.0	0.32	
75-71-8	Dichlorodifluoromethane	1.0	U	1.0	0.68	UJ

MKP 7/29/2022

FORM I
GC/MS VOA ORGANICS ANALYSIS DATA SHEET

Lab Name: Eurofins Buffalo | Job No.: 480-199605-1

SDG No.:

Client Sample ID: REM-3 | Lab Sample ID: 480-199605-3

Matrix: Water | Lab File ID: D1539.D

Analysis Method: 8260C | Date Collected: 07/07/2022 12:30

Sample wt/vol: 5(mL) | Date Analyzed: 07/08/2022 17:16

Soil Aliquot Vol: | Dilution Factor: 1

Soil Extract Vol.: | GC Column: ZB-624 (20) ID: 0.18(mm)

Purge Volume: 5.0(mL) | Heated Purge: (Y/N) N pH: 7.0

% Moisture: % Solids: | Level: (low/med) Low

Analysis Batch No.: 632921 | Units: ug/L

CAS NO.	COMPOUND NAME	RESULT	Q	RL	MDL	
100-41-4	Ethylbenzene	1.0	U	1.0	0.74	
98-82-8	Isopropylbenzene	1.0	U	1.0	0.79	
79-20-9	Methyl acetate	2.5	U	2.5	1.3	
1634-04-4	Methyl tert-butyl ether	1.0	U	1.0	0.16	
108-87-2	Methylcyclohexane	1.0	U	1.0	0.16	
75-09-2	Methylene Chloride	1.0	U	1.0	0.44	
100-42-5	Styrene	1.0	U	1.0	0.73	
127-18-4	Tetrachloroethene	1.0	U	1.0	0.36	
108-88-3	Toluene	1.0	U	1.0	0.51	
156-60-5	trans-1,2-Dichloroethene	1.0	U	1.0	0.90	
10061-02-6	trans-1,3-Dichloropropene	1.0	U	1.0	0.37	
79-01-6	Trichloroethene	1.0	U	1.0	0.46	
75-69-4	Trichlorofluoromethane	1.0	U	1.0	0.88	UJ
75-01-4	Vinyl chloride	1.0	U	1.0	0.90	
1330-20-7	Xylenes, Total	2.0	U	2.0	0.66	

CAS NO.	SURROGATE	%REC	Q	LIMITS
17060-07-0	1,2-Dichloroethane-d4 (Surr)	111		77-120
460-00-4	4-Bromofluorobenzene (Surr)	118		73-120
1868-53-7	Dibromofluoromethane (Surr)	112		75-123
2037-26-5	Toluene-d8 (Surr)	98		80-120

MKP 7/29/2022

FORM I
GC/MS VOA ORGANICS ANALYSIS DATA SHEET

Lab Name: Eurofins Buffalo | Job No.: 480-199605-1

SDG No.:

Client Sample ID: TRIP BLANK | Lab Sample ID: 480-199605-4

Matrix: Water | Lab File ID: D1540.D

Analysis Method: 8260C | Date Collected: 07/07/2022 00:00

Sample wt/vol: 5(mL) | Date Analyzed: 07/08/2022 17:38

Soil Aliquot Vol: | Dilution Factor: 1

Soil Extract Vol.: | GC Column: ZB-624 (20) ID: 0.18(mm)

Purge Volume: 5.0(mL) | Heated Purge: (Y/N) N pH:

% Moisture: % Solids: | Level: (low/med) Low

Analysis Batch No.: 632921 | Units: ug/L

CAS NO.	COMPOUND NAME	RESULT	Q	RL	MDL	
71-55-6	1,1,1-Trichloroethane	1.0	U	1.0	0.82	
79-34-5	1,1,2,2-Tetrachloroethane	1.0	U	1.0	0.21	
76-13-1	1,1,2-Trichloro-1,2,2-trifluoroethane	1.0	U	1.0	0.31	
79-00-5	1,1,2-Trichloroethane	1.0	U	1.0	0.23	
75-34-3	1,1-Dichloroethane	1.0	U	1.0	0.38	
75-35-4	1,1-Dichloroethene	1.0	U	1.0	0.29	
120-82-1	1,2,4-Trichlorobenzene	1.0	U	1.0	0.41	
96-12-8	1,2-Dibromo-3-Chloropropane	1.0	U	1.0	0.39	
106-93-4	1,2-Dibromoethane	1.0	U	1.0	0.73	
95-50-1	1,2-Dichlorobenzene	1.0	U	1.0	0.79	
107-06-2	1,2-Dichloroethane	1.0	U	1.0	0.21	
78-87-5	1,2-Dichloropropane	1.0	U	1.0	0.72	
541-73-1	1,3-Dichlorobenzene	1.0	U	1.0	0.78	
106-46-7	1,4-Dichlorobenzene	1.0	U	1.0	0.84	
78-93-3	2-Butanone (MEK)	10	U	10	1.3	
591-78-6	2-Hexanone	5.0	U	5.0	1.2	
108-10-1	4-Methyl-2-pentanone (MIBK)	5.0	U *-	5.0	2.1	UJ
67-64-1	Acetone	10	U	10	3.0	
71-43-2	Benzene	1.0	U	1.0	0.41	
75-27-4	Bromodichloromethane	1.0	U	1.0	0.39	
75-25-2	Bromoform	1.0	U	1.0	0.26	
74-83-9	Bromomethane	1.0	U	1.0	0.69	
75-15-0	Carbon disulfide	1.0	U	1.0	0.19	
56-23-5	Carbon tetrachloride	1.0	U	1.0	0.27	
108-90-7	Chlorobenzene	1.0	U	1.0	0.75	
75-00-3	Chloroethane	1.0	U	1.0	0.32	
67-66-3	Chloroform	1.0	U	1.0	0.34	
74-87-3	Chloromethane	1.0	U	1.0	0.35	
156-59-2	cis-1,2-Dichloroethene	1.0	U	1.0	0.81	
10061-01-5	cis-1,3-Dichloropropene	1.0	U	1.0	0.36	
110-82-7	Cyclohexane	1.0	U	1.0	0.18	
124-48-1	Dibromochloromethane	1.0	U	1.0	0.32	
75-71-8	Dichlorodifluoromethane	1.0	U	1.0	0.68	UJ

MKP 7/29/2022

FORM I
GC/MS VOA ORGANICS ANALYSIS DATA SHEET

Lab Name: Eurofins Buffalo | Job No.: 480-199605-1

SDG No.:

Client Sample ID: TRIP BLANK | Lab Sample ID: 480-199605-4

Matrix: Water | Lab File ID: D1540.D

Analysis Method: 8260C | Date Collected: 07/07/2022 00:00

Sample wt/vol: 5(mL) | Date Analyzed: 07/08/2022 17:38

Soil Aliquot Vol: | Dilution Factor: 1

Soil Extract Vol.: | GC Column: ZB-624 (20) ID: 0.18(mm)

Purge Volume: 5.0(mL) | Heated Purge: (Y/N) N pH:

% Moisture: % Solids: | Level: (low/med) Low

Analysis Batch No.: 632921 | Units: ug/L

CAS NO.	COMPOUND NAME	RESULT	Q	RL	MDL	
100-41-4	Ethylbenzene	1.0	U	1.0	0.74	
98-82-8	Isopropylbenzene	1.0	U	1.0	0.79	
79-20-9	Methyl acetate	2.5	U	2.5	1.3	
1634-04-4	Methyl tert-butyl ether	1.0	U	1.0	0.16	
108-87-2	Methylcyclohexane	1.0	U	1.0	0.16	
75-09-2	Methylene Chloride	1.0	U	1.0	0.44	
100-42-5	Styrene	1.0	U	1.0	0.73	
127-18-4	Tetrachloroethene	1.0	U	1.0	0.36	
108-88-3	Toluene	1.0	U	1.0	0.51	
156-60-5	trans-1,2-Dichloroethene	1.0	U	1.0	0.90	
10061-02-6	trans-1,3-Dichloropropene	1.0	U	1.0	0.37	
79-01-6	Trichloroethene	1.0	U	1.0	0.46	
75-69-4	Trichlorofluoromethane	1.0	U	1.0	0.88	UJ
75-01-4	Vinyl chloride	1.0	U	1.0	0.90	
1330-20-7	Xylenes, Total	2.0	U	2.0	0.66	

CAS NO.	SURROGATE	%REC	Q	LIMITS
17060-07-0	1,2-Dichloroethane-d4 (Surr)	113		77-120
460-00-4	4-Bromofluorobenzene (Surr)	120		73-120
1868-53-7	Dibromofluoromethane (Surr)	114		75-123
2037-26-5	Toluene-d8 (Surr)	96		80-120

MKP 7/29/2022

Method 8270D

Semivolatile Organic Compounds (GC/MS) by Method 8270D

No data validation qualifiers were added

MKP 7/29/2022

FORM I
GC/MS SEMI VOA ORGANICS ANALYSIS DATA SHEET

Lab Name: Eurofins Buffalo | Job No.: 480-199605-1

SDG No.:

Client Sample ID: REM-2 | Lab Sample ID: 480-199605-1

Matrix: Water | Lab File ID: Y02831002.D

Analysis Method: 8270D | Date Collected: 07/07/2022 10:30

Extract. Method: 3510C | Date Extracted: 07/11/2022 09:50

Sample wt/vol: 250(mL) | Date Analyzed: 07/12/2022 16:31

Con. Extract Vol.: 1(mL) | Dilution Factor: 1

Injection Volume: 2(uL) | GC Column: RXI-5Sil MS ID: 0.25(mm)

% Moisture: % Solids: | GPC Cleanup:(Y/N) N

Cleanup Factor: | Level: (low/med) Low

Analysis Batch No.: 633204 | Units: ug/L

CAS NO.	COMPOUND NAME	RESULT	Q	RL	MDL
95-95-4	2,4,5-Trichlorophenol	5.0	U	5.0	0.48
88-06-2	2,4,6-Trichlorophenol	5.0	U	5.0	0.61
120-83-2	2,4-Dichlorophenol	5.0	U	5.0	0.51
105-67-9	2,4-Dimethylphenol	5.0	U	5.0	0.50
51-28-5	2,4-Dinitrophenol	10	U	10	2.2
121-14-2	2,4-Dinitrotoluene	5.0	U	5.0	0.45
606-20-2	2,6-Dinitrotoluene	5.0	U	5.0	0.40
91-58-7	2-Chloronaphthalene	5.0	U *1	5.0	0.46
95-57-8	2-Chlorophenol	5.0	U	5.0	0.53
91-57-6	2-Methylnaphthalene	5.0	U *1	5.0	0.60
95-48-7	2-Methylphenol	5.0	U	5.0	0.40
88-74-4	2-Nitroaniline	10	U	10	0.42
88-75-5	2-Nitrophenol	5.0	U *1	5.0	0.48
91-94-1	3,3'-Dichlorobenzidine	5.0	U	5.0	0.40
99-09-2	3-Nitroaniline	10	U	10	0.48
534-52-1	4,6-Dinitro-2-methylphenol	10	U	10	2.2
101-55-3	4-Bromophenyl phenyl ether	5.0	U	5.0	0.45
59-50-7	4-Chloro-3-methylphenol	5.0	U	5.0	0.45
106-47-8	4-Chloroaniline	5.0	U	5.0	0.59
7005-72-3	4-Chlorophenyl phenyl ether	5.0	U *1	5.0	0.35
106-44-5	4-Methylphenol	10	U	10	0.36
100-01-6	4-Nitroaniline	10	U	10	0.25
100-02-7	4-Nitrophenol	10	U	10	1.5
83-32-9	Acenaphthene	5.0	U	5.0	0.41
208-96-8	Acenaphthylene	5.0	U *1	5.0	0.38
98-86-2	Acetophenone	5.0	U	5.0	0.54
120-12-7	Anthracene	5.0	U	5.0	0.28
1912-24-9	Atrazine	5.0	U	5.0	0.46
100-52-7	Benzaldehyde	5.0	U *1	5.0	0.27
56-55-3	Benzo[a]anthracene	5.0	U	5.0	0.36
50-32-8	Benzo[a]pyrene	5.0	U	5.0	0.47
205-99-2	Benzo[b]fluoranthene	5.0	U	5.0	0.34

FORM I
GC/MS SEMI VOA ORGANICS ANALYSIS DATA SHEET

Lab Name: Eurofins Buffalo | Job No.: 480-199605-1

SDG No.:

Client Sample ID: REM-2 | Lab Sample ID: 480-199605-1

Matrix: Water | Lab File ID: Y02831002.D

Analysis Method: 8270D | Date Collected: 07/07/2022 10:30

Extract. Method: 3510C | Date Extracted: 07/11/2022 09:50

Sample wt/vol: 250(mL) | Date Analyzed: 07/12/2022 16:31

Con. Extract Vol.: 1(mL) | Dilution Factor: 1

Injection Volume: 2(uL) | GC Column: RXI-5Sil MS ID: 0.25(mm)

% Moisture: % Solids: | GPC Cleanup:(Y/N) N

Cleanup Factor: | Level: (low/med) Low

Analysis Batch No.: 633204 | Units: ug/L

CAS NO.	COMPOUND NAME	RESULT	Q	RL	MDL
191-24-2	Benzo[g,h,i]perylene	5.0	U	5.0	0.35
207-08-9	Benzo[k]fluoranthene	5.0	U	5.0	0.73
92-52-4	Biphenyl	5.0	U *1	5.0	0.65
108-60-1	bis (2-chloroisopropyl) ether	5.0	U *1	5.0	0.52
111-91-1	Bis(2-chloroethoxy)methane	5.0	U *1	5.0	0.35
111-44-4	Bis(2-chloroethyl)ether	5.0	U *1	5.0	0.40
117-81-7	Bis(2-ethylhexyl) phthalate	5.0	U	5.0	2.2
85-68-7	Butyl benzyl phthalate	5.0	U	5.0	1.0
105-60-2	Caprolactam	2.7	J	5.0	2.2
86-74-8	Carbazole	5.0	U	5.0	0.30
218-01-9	Chrysene	5.0	U	5.0	0.33
53-70-3	Dibenz(a,h)anthracene	5.0	U	5.0	0.42
132-64-9	Dibenzofuran	10	U *1	10	0.51
84-66-2	Diethyl phthalate	5.0	U	5.0	0.22
131-11-3	Dimethyl phthalate	5.0	U	5.0	0.36
84-74-2	Di-n-butyl phthalate	5.0	U	5.0	0.31
117-84-0	Di-n-octyl phthalate	5.0	U	5.0	0.47
206-44-0	Fluoranthene	5.0	U	5.0	0.40
86-73-7	Fluorene	5.0	U	5.0	0.36
118-74-1	Hexachlorobenzene	5.0	U	5.0	0.51
87-68-3	Hexachlorobutadiene	5.0	U *1	5.0	0.68
77-47-4	Hexachlorocyclopentadiene	5.0	U	5.0	0.59
67-72-1	Hexachloroethane	5.0	U	5.0	0.59
193-39-5	Indeno[1,2,3-cd]pyrene	5.0	U	5.0	0.47
78-59-1	Isophorone	5.0	U *1	5.0	0.43
91-20-3	Naphthalene	5.0	U *1	5.0	0.76
98-95-3	Nitrobenzene	5.0	U *1	5.0	0.29
621-64-7	N-Nitrosodi-n-propylamine	5.0	U	5.0	0.54
86-30-6	N-Nitrosodiphenylamine	5.0	U	5.0	0.51
87-86-5	Pentachlorophenol	10	U	10	2.2
85-01-8	Phenanthrene	5.0	U	5.0	0.44
108-95-2	Phenol	5.0	U	5.0	0.39

FORM I
GC/MS SEMI VOA ORGANICS ANALYSIS DATA SHEET

Lab Name: Eurofins Buffalo
Job No.: 480-199605-1
SDG No.:
Client Sample ID: REM-2
Lab Sample ID: 480-199605-1
Matrix: Water
Lab File ID: Y02831002.D
Analysis Method: 8270D
Date Collected: 07/07/2022 10:30
Extract. Method: 3510C
Date Extracted: 07/11/2022 09:50
Sample wt/vol: 250(mL)
Date Analyzed: 07/12/2022 16:31
Con. Extract Vol.: 1(mL)
Dilution Factor: 1
Injection Volume: 2(uL)
GC Column: RXI-5Sil MS ID: 0.25(mm)
% Moisture: % Solids:
GPC Cleanup:(Y/N) N
Cleanup Factor:
Level: (low/med) Low
Analysis Batch No.: 633204
Units: ug/L

CAS NO.	COMPOUND NAME	RESULT	Q	RL	MDL
129-00-0	Pyrene	5.0	U	5.0	0.34

CAS NO.	SURROGATE	%REC	Q	LIMITS
118-79-6	2,4,6-Tribromophenol (Surr)	60		41-120
321-60-8	2-Fluorobiphenyl (Surr)	55		48-120
367-12-4	2-Fluorophenol (Surr)	41		35-120
4165-60-0	Nitrobenzene-d5 (Surr)	49		46-120
4165-62-2	Phenol-d5 (Surr)	29		22-120
1718-51-0	p-Terphenyl-d14 (Surr)	68		60-148

FORM I
GC/MS SEMI VOA ORGANICS ANALYSIS DATA SHEET

Lab Name: Eurofins Buffalo | Job No.: 480-199605-1

SDG No.:

Client Sample ID: REM-22 | Lab Sample ID: 480-199605-2

Matrix: Water | Lab File ID: Y02831003.D

Analysis Method: 8270D | Date Collected: 07/07/2022 10:30

Extract. Method: 3510C | Date Extracted: 07/11/2022 09:50

Sample wt/vol: 250(mL) | Date Analyzed: 07/12/2022 16:59

Con. Extract Vol.: 1(mL) | Dilution Factor: 1

Injection Volume: 2(uL) | GC Column: RXI-5Sil MS ID: 0.25(mm)

% Moisture: % Solids: | GPC Cleanup:(Y/N) N

Cleanup Factor: | Level: (low/med) Low

Analysis Batch No.: 633204 | Units: ug/L

CAS NO.	COMPOUND NAME	RESULT	Q	RL	MDL
95-95-4	2,4,5-Trichlorophenol	5.0	U	5.0	0.48
88-06-2	2,4,6-Trichlorophenol	5.0	U	5.0	0.61
120-83-2	2,4-Dichlorophenol	5.0	U	5.0	0.51
105-67-9	2,4-Dimethylphenol	5.0	U	5.0	0.50
51-28-5	2,4-Dinitrophenol	10	U	10	2.2
121-14-2	2,4-Dinitrotoluene	5.0	U	5.0	0.45
606-20-2	2,6-Dinitrotoluene	5.0	U	5.0	0.40
91-58-7	2-Chloronaphthalene	5.0	U *1	5.0	0.46
95-57-8	2-Chlorophenol	5.0	U	5.0	0.53
91-57-6	2-Methylnaphthalene	5.0	U *1	5.0	0.60
95-48-7	2-Methylphenol	5.0	U	5.0	0.40
88-74-4	2-Nitroaniline	10	U	10	0.42
88-75-5	2-Nitrophenol	5.0	U *1	5.0	0.48
91-94-1	3,3'-Dichlorobenzidine	5.0	U	5.0	0.40
99-09-2	3-Nitroaniline	10	U	10	0.48
534-52-1	4,6-Dinitro-2-methylphenol	10	U	10	2.2
101-55-3	4-Bromophenyl phenyl ether	5.0	U	5.0	0.45
59-50-7	4-Chloro-3-methylphenol	5.0	U	5.0	0.45
106-47-8	4-Chloroaniline	5.0	U	5.0	0.59
7005-72-3	4-Chlorophenyl phenyl ether	5.0	U *1	5.0	0.35
106-44-5	4-Methylphenol	10	U	10	0.36
100-01-6	4-Nitroaniline	10	U	10	0.25
100-02-7	4-Nitrophenol	10	U	10	1.5
83-32-9	Acenaphthene	5.0	U	5.0	0.41
208-96-8	Acenaphthylene	5.0	U *1	5.0	0.38
98-86-2	Acetophenone	5.0	U	5.0	0.54
120-12-7	Anthracene	5.0	U	5.0	0.28
1912-24-9	Atrazine	5.0	U	5.0	0.46
100-52-7	Benzaldehyde	5.0	U *1	5.0	0.27
56-55-3	Benzo[a]anthracene	5.0	U	5.0	0.36
50-32-8	Benzo[a]pyrene	5.0	U	5.0	0.47
205-99-2	Benzo[b]fluoranthene	5.0	U	5.0	0.34

FORM I
GC/MS SEMI VOA ORGANICS ANALYSIS DATA SHEET

Lab Name: Eurofins Buffalo | Job No.: 480-199605-1

SDG No.:

Client Sample ID: REM-22 | Lab Sample ID: 480-199605-2

Matrix: Water | Lab File ID: Y02831003.D

Analysis Method: 8270D | Date Collected: 07/07/2022 10:30

Extract. Method: 3510C | Date Extracted: 07/11/2022 09:50

Sample wt/vol: 250(mL) | Date Analyzed: 07/12/2022 16:59

Con. Extract Vol.: 1(mL) | Dilution Factor: 1

Injection Volume: 2(uL) | GC Column: RXI-5Sil MS ID: 0.25(mm)

% Moisture: % Solids: | GPC Cleanup:(Y/N) N

Cleanup Factor: | Level: (low/med) Low

Analysis Batch No.: 633204 | Units: ug/L

CAS NO.	COMPOUND NAME	RESULT	Q	RL	MDL
191-24-2	Benzo[g,h,i]perylene	5.0	U	5.0	0.35
207-08-9	Benzo[k]fluoranthene	5.0	U	5.0	0.73
92-52-4	Biphenyl	5.0	U *1	5.0	0.65
108-60-1	bis (2-chloroisopropyl) ether	5.0	U *1	5.0	0.52
111-91-1	Bis(2-chloroethoxy)methane	5.0	U *1	5.0	0.35
111-44-4	Bis(2-chloroethyl)ether	5.0	U *1	5.0	0.40
117-81-7	Bis(2-ethylhexyl) phthalate	5.0	U	5.0	2.2
85-68-7	Butyl benzyl phthalate	5.0	U	5.0	1.0
105-60-2	Caprolactam	2.9	J	5.0	2.2
86-74-8	Carbazole	5.0	U	5.0	0.30
218-01-9	Chrysene	5.0	U	5.0	0.33
53-70-3	Dibenz(a,h)anthracene	5.0	U	5.0	0.42
132-64-9	Dibenzofuran	10	U *1	10	0.51
84-66-2	Diethyl phthalate	5.0	U	5.0	0.22
131-11-3	Dimethyl phthalate	5.0	U	5.0	0.36
84-74-2	Di-n-butyl phthalate	5.0	U	5.0	0.31
117-84-0	Di-n-octyl phthalate	5.0	U	5.0	0.47
206-44-0	Fluoranthene	5.0	U	5.0	0.40
86-73-7	Fluorene	5.0	U	5.0	0.36
118-74-1	Hexachlorobenzene	5.0	U	5.0	0.51
87-68-3	Hexachlorobutadiene	5.0	U *1	5.0	0.68
77-47-4	Hexachlorocyclopentadiene	5.0	U	5.0	0.59
67-72-1	Hexachloroethane	5.0	U	5.0	0.59
193-39-5	Indeno[1,2,3-cd]pyrene	5.0	U	5.0	0.47
78-59-1	Isophorone	5.0	U *1	5.0	0.43
91-20-3	Naphthalene	5.0	U *1	5.0	0.76
98-95-3	Nitrobenzene	5.0	U *1	5.0	0.29
621-64-7	N-Nitrosodi-n-propylamine	5.0	U	5.0	0.54
86-30-6	N-Nitrosodiphenylamine	5.0	U	5.0	0.51
87-86-5	Pentachlorophenol	10	U	10	2.2
85-01-8	Phenanthrene	5.0	U	5.0	0.44
108-95-2	Phenol	5.0	U	5.0	0.39

FORM I
GC/MS SEMI VOA ORGANICS ANALYSIS DATA SHEET

Lab Name: Eurofins Buffalo
Job No.: 480-199605-1
SDG No.:
Client Sample ID: REM-22
Lab Sample ID: 480-199605-2
Matrix: Water
Lab File ID: Y02831003.D
Analysis Method: 8270D
Date Collected: 07/07/2022 10:30
Extract. Method: 3510C
Date Extracted: 07/11/2022 09:50
Sample wt/vol: 250(mL)
Date Analyzed: 07/12/2022 16:59
Con. Extract Vol.: 1(mL)
Dilution Factor: 1
Injection Volume: 2(uL)
GC Column: RXI-5Sil MS ID: 0.25(mm)
% Moisture: % Solids:
GPC Cleanup:(Y/N) N
Cleanup Factor:
Level: (low/med) Low
Analysis Batch No.: 633204
Units: ug/L

CAS NO.	COMPOUND NAME	RESULT	Q	RL	MDL
129-00-0	Pyrene	5.0	U	5.0	0.34

CAS NO.	SURROGATE	%REC	Q	LIMITS
118-79-6	2,4,6-Tribromophenol (Surr)	53		41-120
321-60-8	2-Fluorobiphenyl (Surr)	55		48-120
367-12-4	2-Fluorophenol (Surr)	41		35-120
4165-60-0	Nitrobenzene-d5 (Surr)	49		46-120
4165-62-2	Phenol-d5 (Surr)	29		22-120
1718-51-0	p-Terphenyl-d14 (Surr)	66		60-148

FORM I
GC/MS SEMI VOA ORGANICS ANALYSIS DATA SHEET

Lab Name: Eurofins Buffalo | Job No.: 480-199605-1

SDG No.:

Client Sample ID: REM-3 | Lab Sample ID: 480-199605-3

Matrix: Water | Lab File ID: Y02831004.D

Analysis Method: 8270D | Date Collected: 07/07/2022 12:30

Extract. Method: 3510C | Date Extracted: 07/11/2022 09:50

Sample wt/vol: 230(mL) | Date Analyzed: 07/12/2022 17:26

Con. Extract Vol.: 1(mL) | Dilution Factor: 1

Injection Volume: 2(uL) | GC Column: RXI-5Sil MS ID: 0.25(mm)

% Moisture: % Solids: | GPC Cleanup:(Y/N) N

Cleanup Factor: | Level: (low/med) Low

Analysis Batch No.: 633204 | Units: ug/L

CAS NO.	COMPOUND NAME	RESULT	Q	RL	MDL
95-95-4	2,4,5-Trichlorophenol	5.4	U	5.4	0.52
88-06-2	2,4,6-Trichlorophenol	5.4	U	5.4	0.66
120-83-2	2,4-Dichlorophenol	5.4	U	5.4	0.55
105-67-9	2,4-Dimethylphenol	5.4	U	5.4	0.54
51-28-5	2,4-Dinitrophenol	11	U	11	2.4
121-14-2	2,4-Dinitrotoluene	5.4	U	5.4	0.49
606-20-2	2,6-Dinitrotoluene	5.4	U	5.4	0.43
91-58-7	2-Chloronaphthalene	5.4	U *1	5.4	0.50
95-57-8	2-Chlorophenol	5.4	U	5.4	0.58
91-57-6	2-Methylnaphthalene	5.4	U *1	5.4	0.65
95-48-7	2-Methylphenol	5.4	U	5.4	0.43
88-74-4	2-Nitroaniline	11	U	11	0.46
88-75-5	2-Nitrophenol	5.4	U *1	5.4	0.52
91-94-1	3,3'-Dichlorobenzidine	5.4	U	5.4	0.43
99-09-2	3-Nitroaniline	11	U	11	0.52
534-52-1	4,6-Dinitro-2-methylphenol	11	U	11	2.4
101-55-3	4-Bromophenyl phenyl ether	5.4	U	5.4	0.49
59-50-7	4-Chloro-3-methylphenol	5.4	U	5.4	0.49
106-47-8	4-Chloroaniline	5.4	U	5.4	0.64
7005-72-3	4-Chlorophenyl phenyl ether	5.4	U *1	5.4	0.38
106-44-5	4-Methylphenol	11	U	11	0.39
100-01-6	4-Nitroaniline	11	U	11	0.27
100-02-7	4-Nitrophenol	11	U	11	1.7
83-32-9	Acenaphthene	5.4	U	5.4	0.45
208-96-8	Acenaphthylene	5.4	U *1	5.4	0.41
98-86-2	Acetophenone	5.4	U	5.4	0.59
120-12-7	Anthracene	5.4	U	5.4	0.30
1912-24-9	Atrazine	5.4	U	5.4	0.50
100-52-7	Benzaldehyde	5.4	U *1	5.4	0.29
56-55-3	Benzo[a]anthracene	5.4	U	5.4	0.39
50-32-8	Benzo[a]pyrene	5.4	U	5.4	0.51
205-99-2	Benzo[b]fluoranthene	5.4	U	5.4	0.37

FORM I
GC/MS SEMI VOA ORGANICS ANALYSIS DATA SHEET

Lab Name: Eurofins Buffalo | Job No.: 480-199605-1

SDG No.:

Client Sample ID: REM-3 | Lab Sample ID: 480-199605-3

Matrix: Water | Lab File ID: Y02831004.D

Analysis Method: 8270D | Date Collected: 07/07/2022 12:30

Extract. Method: 3510C | Date Extracted: 07/11/2022 09:50

Sample wt/vol: 230(mL) | Date Analyzed: 07/12/2022 17:26

Con. Extract Vol.: 1(mL) | Dilution Factor: 1

Injection Volume: 2(uL) | GC Column: RXI-5Sil MS ID: 0.25(mm)

% Moisture: % Solids: | GPC Cleanup:(Y/N) N

Cleanup Factor: | Level: (low/med) Low

Analysis Batch No.: 633204 | Units: ug/L

CAS NO.	COMPOUND NAME	RESULT	Q	RL	MDL
191-24-2	Benzo[g,h,i]perylene	5.4	U	5.4	0.38
207-08-9	Benzo[k]fluoranthene	5.4	U	5.4	0.79
92-52-4	Biphenyl	5.4	U *1	5.4	0.71
108-60-1	bis (2-chloroisopropyl) ether	5.4	U *1	5.4	0.57
111-91-1	Bis(2-chloroethoxy)methane	5.4	U *1	5.4	0.38
111-44-4	Bis(2-chloroethyl)ether	5.4	U *1	5.4	0.43
117-81-7	Bis(2-ethylhexyl) phthalate	5.4	U	5.4	2.4
85-68-7	Butyl benzyl phthalate	5.4	U	5.4	1.1
105-60-2	Caprolactam	5.4	U	5.4	2.4
86-74-8	Carbazole	5.4	U	5.4	0.33
218-01-9	Chrysene	5.4	U	5.4	0.36
53-70-3	Dibenz(a,h)anthracene	5.4	U	5.4	0.46
132-64-9	Dibenzofuran	11	U *1	11	0.55
84-66-2	Diethyl phthalate	5.4	U	5.4	0.24
131-11-3	Dimethyl phthalate	5.4	U	5.4	0.39
84-74-2	Di-n-butyl phthalate	5.4	U	5.4	0.34
117-84-0	Di-n-octyl phthalate	5.4	U	5.4	0.51
206-44-0	Fluoranthene	5.4	U	5.4	0.43
86-73-7	Fluorene	5.4	U	5.4	0.39
118-74-1	Hexachlorobenzene	5.4	U	5.4	0.55
87-68-3	Hexachlorobutadiene	5.4	U *1	5.4	0.74
77-47-4	Hexachlorocyclopentadiene	5.4	U	5.4	0.64
67-72-1	Hexachloroethane	5.4	U	5.4	0.64
193-39-5	Indeno[1,2,3-cd]pyrene	5.4	U	5.4	0.51
78-59-1	Isophorone	5.4	U *1	5.4	0.47
91-20-3	Naphthalene	5.4	U *1	5.4	0.83
98-95-3	Nitrobenzene	5.4	U *1	5.4	0.32
621-64-7	N-Nitrosodi-n-propylamine	5.4	U	5.4	0.59
86-30-6	N-Nitrosodiphenylamine	5.4	U	5.4	0.55
87-86-5	Pentachlorophenol	11	U	11	2.4
85-01-8	Phenanthrene	5.4	U	5.4	0.48
108-95-2	Phenol	5.4	U	5.4	0.42

FORM I
GC/MS SEMI VOA ORGANICS ANALYSIS DATA SHEET

Lab Name: Eurofins Buffalo
Job No.: 480-199605-1
SDG No.:
Client Sample ID: REM-3
Lab Sample ID: 480-199605-3
Matrix: Water
Lab File ID: Y02831004.D
Analysis Method: 8270D
Date Collected: 07/07/2022 12:30
Extract. Method: 3510C
Date Extracted: 07/11/2022 09:50
Sample wt/vol: 230(mL)
Date Analyzed: 07/12/2022 17:26
Con. Extract Vol.: 1(mL)
Dilution Factor: 1
Injection Volume: 2(uL)
GC Column: RXI-5Sil MS ID: 0.25(mm)
% Moisture: % Solids:
GPC Cleanup:(Y/N) N
Cleanup Factor:
Level: (low/med) Low
Analysis Batch No.: 633204
Units: ug/L

CAS NO.	COMPOUND NAME	RESULT	Q	RL	MDL
129-00-0	Pyrene	5.4	U	5.4	0.37

CAS NO.	SURROGATE	%REC	Q	LIMITS
118-79-6	2,4,6-Tribromophenol (Surr)	86		41-120
321-60-8	2-Fluorobiphenyl (Surr)	89		48-120
367-12-4	2-Fluorophenol (Surr)	66		35-120
4165-60-0	Nitrobenzene-d5 (Surr)	79		46-120
4165-62-2	Phenol-d5 (Surr)	49		22-120
1718-51-0	p-Terphenyl-d14 (Surr)	94		60-148

METALS

COVER PAGE
METALS

Lab Name: Eurofins Buffalo Job Number: 480-199605-1

SDG No.:

Project: Pilgrim Village Family - Groundwater

Client Sample ID	Lab Sample ID
REM-2	480-199605-1
REM-22	480-199605-2
REM-3	480-199605-3

Comments:

1A-IN
INORGANIC ANALYSIS DATA SHEET
METALS

Client Sample ID: REM-2 | Lab Sample ID: 480-199605-1

Lab Name: Eurofins Buffalo | Job No.: 480-199605-1

SDG ID.:

Matrix: Water | Date Sampled: 07/07/2022 10:30

Reporting Basis: WET | Date Received: 07/07/2022 16:00

CAS No.	Analyte	Result	RL	MDL	Units	C	Q	DIL	Method
7429-90-5	Aluminum	0.077	0.20	0.060	mg/L	J		1	6010C
7440-36-0	Antimony	0.020	0.020	0.0068	mg/L	U		1	6010C
7440-38-2	Arsenic	0.015	0.015	0.0056	mg/L	U		1	6010C
7440-39-3	Barium	0.11	0.0020	0.00070	mg/L			1	6010C
7440-41-7	Beryllium	0.0020	0.0020	0.00030	mg/L	U		1	6010C
7440-43-9	Cadmium	0.0020	0.0020	0.00050	mg/L	U		1	6010C
7440-70-2	Calcium	551	0.50	0.10	mg/L			1	6010C
7440-47-3	Chromium	0.0040	0.0040	0.0010	mg/L	U		1	6010C
7440-48-4	Cobalt	0.0040	0.0040	0.00063	mg/L	U		1	6010C
7440-50-8	Copper	0.0081	0.010	0.0016	mg/L	J		1	6010C
7439-89-6	Iron	0.096	0.050	0.019	mg/L			1	6010C
7439-92-1	Lead	0.0042	0.010	0.0030	mg/L	J		1	6010C
7439-95-4	Magnesium	300	0.20	0.043	mg/L			1	6010C
7439-96-5	Manganese	0.22	0.0030	0.00040	mg/L		B	1	6010C
7440-02-0	Nickel	0.0033	0.010	0.0013	mg/L	J		1	6010C
7440-09-7	Potassium	37.8	0.50	0.10	mg/L			1	6010C
7782-49-2	Selenium	0.025	0.025	0.0087	mg/L	U		1	6010C
7440-22-4	Silver	0.0060	0.0060	0.0017	mg/L	U		1	6010C
7440-23-5	Sodium	85.3	1.0	0.32	mg/L			1	6010C
7440-28-0	Thallium	0.020	0.020	0.010	mg/L	U		1	6010C
7440-62-2	Vanadium	0.0018	0.0050	0.0015	mg/L	J		1	6010C
7440-66-6	Zinc 0.010 UJ	~~0.0034~~	0.010	0.0015	mg/L	J	B	1	6010C
7439-97-6	Mercury	0.00020	0.00020	0.000043	mg/L	U		1	7470A

MKP 7/29/2022

1A-IN
INORGANIC ANALYSIS DATA SHEET
METALS

Client Sample ID: REM-22 | Lab Sample ID: 480-199605-2

Lab Name: Eurofins Buffalo | Job No.: 480-199605-1

SDG ID.:

Matrix: Water | Date Sampled: 07/07/2022 10:30

Reporting Basis: WET | Date Received: 07/07/2022 16:00

CAS No.	Analyte	Result	RL	MDL	Units	C	Q	DIL	Method
7429-90-5	Aluminum	0.066	0.20	0.060	mg/L	J		1	6010C
7440-36-0	Antimony	0.020	0.020	0.0068	mg/L	U		1	6010C
7440-38-2	Arsenic	0.015	0.015	0.0056	mg/L	U		1	6010C
7440-39-3	Barium	0.11	0.0020	0.00070	mg/L			1	6010C
7440-41-7	Beryllium	0.0020	0.0020	0.00030	mg/L	U		1	6010C
7440-43-9	Cadmium	0.0020	0.0020	0.00050	mg/L	U		1	6010C
7440-70-2	Calcium	564	0.50	0.10	mg/L			1	6010C
7440-47-3	Chromium	0.0040	0.0040	0.0010	mg/L	U		1	6010C
7440-48-4	Cobalt	0.0040	0.0040	0.00063	mg/L	U		1	6010C
7440-50-8	Copper	0.0083	0.010	0.0016	mg/L	J		1	6010C
7439-89-6	Iron	0.070	0.050	0.019	mg/L			1	6010C
7439-92-1	Lead	0.0031	0.010	0.0030	mg/L	J		1	6010C
7439-95-4	Magnesium	305	0.20	0.043	mg/L			1	6010C
7439-96-5	Manganese	0.22	0.0030	0.00040	mg/L		B	1	6010C
7440-02-0	Nickel	0.0031	0.010	0.0013	mg/L	J		1	6010C
7440-09-7	Potassium	38.8	0.50	0.10	mg/L			1	6010C
7782-49-2	Selenium	0.025	0.025	0.0087	mg/L	U		1	6010C
7440-22-4	Silver	0.0060	0.0060	0.0017	mg/L	U		1	6010C
7440-23-5	Sodium	88.4	1.0	0.32	mg/L			1	6010C
7440-28-0	Thallium	0.020	0.020	0.010	mg/L	U		1	6010C
7440-62-2	Vanadium	0.0016	0.0050	0.0015	mg/L	J		1	6010C
7440-66-6	Zinc 0.010 UJ	~~0.0031~~	0.010	0.0015	mg/L	J	B	1	6010C
7439-97-6	Mercury	0.00020	0.00020	0.000043	mg/L	U		1	7470A

MKP 7/29/2022

1A-IN
INORGANIC ANALYSIS DATA SHEET
METALS

Client Sample ID: REM-3 | Lab Sample ID: 480-199605-3

Lab Name: Eurofins Buffalo | Job No.: 480-199605-1

SDG ID.:

Matrix: Water | Date Sampled: 07/07/2022 12:30

Reporting Basis: WET | Date Received: 07/07/2022 16:00

CAS No.	Analyte	Result	RL	MDL	Units	C	Q	DIL	Method
7429-90-5	Aluminum	37.4	0.20	0.060	mg/L			1	6010C
7440-36-0	Antimony	0.020	0.020	0.0068	mg/L	U		1	6010C
7440-38-2	Arsenic	0.012	0.015	0.0056	mg/L	J		1	6010C
7440-39-3	Barium	0.37	0.0020	0.00070	mg/L			1	6010C
7440-41-7	Beryllium	0.0016	0.0020	0.00030	mg/L	J		1	6010C
7440-43-9	Cadmium	0.0015	0.0020	0.00050	mg/L	J		1	6010C
7440-70-2	Calcium	717	0.50	0.10	mg/L			1	6010C
7440-47-3	Chromium	0.048	0.0040	0.0010	mg/L			1	6010C
7440-48-4	Cobalt	0.024	0.0040	0.00063	mg/L			1	6010C
7440-50-8	Copper	0.047	0.010	0.0016	mg/L			1	6010C
7439-89-6	Iron	45.5	0.050	0.019	mg/L			1	6010C
7439-92-1	Lead	0.058	0.010	0.0030	mg/L			1	6010C
7439-95-4	Magnesium	133	0.20	0.043	mg/L			1	6010C
7439-96-5	Manganese	2.9	0.0030	0.00040	mg/L		B	1	6010C
7440-02-0	Nickel	0.058	0.010	0.0013	mg/L			1	6010C
7440-09-7	Potassium	30.6	0.50	0.10	mg/L			1	6010C
7782-49-2	Selenium	0.025	0.025	0.0087	mg/L	U		1	6010C
7440-22-4	Silver	0.0060	0.0060	0.0017	mg/L	U		1	6010C
7440-23-5	Sodium	472	1.0	0.32	mg/L			1	6010C
7440-28-0	Thallium	0.020	0.020	0.010	mg/L	U		1	6010C
7440-62-2	Vanadium	0.069	0.0050	0.0015	mg/L			1	6010C
7440-66-6	Zinc	0.15	0.010	0.0015	mg/L		B	1	6010C
7439-97-6	Mercury	0.00023	0.00040	0.000086	mg/L	J		1	7470A

Appendix B

Laboratory QC Documentation

FORM III
GC/MS VOA LAB CONTROL SAMPLE RECOVERY

Lab Name: Eurofins Buffalo Job No.: 480-199605-1

SDG No.:

Matrix: Water Level: Low Lab File ID: D1529.D

Lab ID: LCS 480-632921/7 Client ID:

COMPOUND	SPIKE ADDED (ug/L)	LCS CONCENTRATION (ug/L)	LCS % REC	QC LIMITS REC	#
1,1,1-Trichloroethane	25.0	28.7	115	73-126	
1,1,2,2-Tetrachloroethane	25.0	20.8	83	76-120	
1,1,2-Trichloro-1,2,2-trifluoroethane	25.0	25.3	101	61-148	
1,1,2-Trichloroethane	25.0	22.8	91	76-122	
1,1-Dichloroethane	25.0	26.6	106	77-120	
1,1-Dichloroethene	25.0	26.4	106	66-127	
1,2,4-Trichlorobenzene	25.0	29.5	118	79-122	
1,2-Dibromo-3-Chloropropane	25.0	22.4	90	56-134	
1,2-Dibromoethane	25.0	24.7	99	77-120	
1,2-Dichlorobenzene	25.0	25.4	102	80-124	
1,2-Dichloroethane	25.0	26.3	105	75-120	
1,2-Dichloropropane	25.0	23.7	95	76-120	
1,3-Dichlorobenzene	25.0	26.1	104	77-120	
1,4-Dichlorobenzene	25.0	24.9	100	80-120	
2-Butanone (MEK)	125	163	131	57-140	
2-Hexanone	125	84.2	67	65-127	
4-Methyl-2-pentanone (MIBK)	125	87.1	70	71-125	*-
Acetone	125	106	85	56-142	
Benzene	25.0	25.1	100	71-124	
Bromodichloromethane	25.0	27.9	112	80-122	
Bromoform	25.0	27.0	108	61-132	
Bromomethane	25.0	29.8	119	55-144	
Carbon disulfide	25.0	26.0	104	59-134	
Carbon tetrachloride	25.0	28.7	115	72-134	
Chlorobenzene	25.0	25.4	102	80-120	
Chloroethane	25.0	28.8	115	69-136	
Chloroform	25.0	26.4	106	73-127	
Chloromethane	25.0	25.2	101	68-124	
cis-1,2-Dichloroethene	25.0	27.3	109	74-124	
cis-1,3-Dichloropropene	25.0	27.7	111	74-124	
Cyclohexane	25.0	22.9	92	59-135	
Dibromochloromethane	25.0	27.3	109	75-125	
Dichlorodifluoromethane	25.0	32.4	129	59-135	
Ethylbenzene	25.0	24.2	97	77-123	
Isopropylbenzene	25.0	23.3	93	77-122	
Methyl acetate	50.0	40.1	80	74-133	
Methyl tert-butyl ether	25.0	26.2	105	77-120	
Methylcyclohexane	25.0	24.7	99	68-134	
Methylene Chloride	25.0	25.3	101	75-124	
Styrene	25.0	25.2	101	80-120	
Tetrachloroethene	25.0	28.1	112	74-122	

Column to be used to flag recovery and RPD values

FORM III 8260C

FORM VII
GC/MS VOA CONTINUING CALIBRATION DATA

Lab Name: Eurofins Buffalo Job No.: 480-199605-1

SDG No.:

Lab Sample ID: CCVIS 480-632921/5 Calibration Date: 07/08/2022 12:41

Instrument ID: HP5975D Calib Start Date: 06/09/2022 15:00

GC Column: ZB-624 (20) ID: 0.18(mm) Calib End Date: 06/09/2022 17:34

Lab File ID: D1527.D Conc. Units: ug/L Heated Purge: (Y/N) N

ANALYTE	CURVE TYPE	AVE RRF	RRF	MIN RRF	CALC AMOUNT	SPIKE AMOUNT	%D	MAX %D	
Dichlorodifluoromethane	Ave	1.672	2.094	0.1000	31.3	25.0	25.3	50.0	
Chloromethane	Ave	2.074	2.058	0.1000	24.8	25.0	-0.7	20.0	
Vinyl chloride	Ave	1.405	1.563	0.1000	27.8	25.0	11.2	20.0	
Butadiene	Ave	1.207	1.329		27.5	25.0	10.0	20.0	
Bromomethane	Ave	0.9438	1.094	0.1000	29.0	25.0	16.0	50.0	
Chloroethane	Ave	0.6527	0.7285	0.1000	27.9	25.0	11.6	50.0	
Trichlorofluoromethane	Ave	1.803	2.427	0.1000	33.7	25.0	34.6*	20.0	
Dichlorofluoromethane	Ave	1.951	2.241		28.7	25.0	14.9	20.0	
Ethyl ether	Ave	1.062	1.046		24.6	25.0	-1.5	20.0	
Acrolein	Ave	0.2370	0.1629		85.9	125	-31.3	50.0	NT
1,1,2-Trichloro-1,2,2-trifluoroethane	Lin1		1.215	0.1000	25.5	25.0	2.0	20.0	
1,1-Dichloroethene	Lin1		1.158	0.1000	26.4	25.0	5.5	20.0	
Acetone	Ave	0.6081	0.5506	0.1000	113	125	-9.4	50.0	
Iodomethane	Ave	2.396	2.868		29.9	25.0	19.7	20.0	
Carbon disulfide	Ave	3.707	3.935	0.1000	26.5	25.0	6.2	20.0	
Allyl chloride	Ave	2.458	2.322		23.6	25.0	-5.5	20.0	
Methyl acetate	Ave	1.418	1.164	0.1000	41.0	50.0	-18.0	50.0	
Methylene Chloride	Lin1		1.436	0.1000	26.0	25.0	4.1	20.0	
2-Methyl-2-propanol	Ave	0.1701	0.1600		235	250	-5.9	50.0	
Methyl tert-butyl ether	Ave	3.280	3.431	0.1000	26.2	25.0	4.6	20.0	
trans-1,2-Dichloroethene	Ave	1.223	1.375	0.1000	28.1	25.0	12.4	20.0	
Acrylonitrile	Ave	0.7005	0.5763		206	250	-17.7	20.0	
Hexane	Lin1		1.936		23.0	25.0	-7.8	20.0	
1,1-Dichloroethane	Ave	2.610	2.712	0.2000	26.0	25.0	3.9	20.0	
Vinyl acetate	Ave	3.404	2.997		44.0	50.0	-12.0	20.0	
2,2-Dichloropropane	Ave	1.623	2.057		31.7	25.0	26.7*	20.0	NT
cis-1,2-Dichloroethene	Ave	1.410	1.531	0.1000	27.1	25.0	8.6	20.0	
2-Butanone (MEK)	Ave	0.8689	0.6958	0.1000	100	125	-19.9	20.0	
Chlorobromomethane	Ave	0.8471	0.9561		28.2	25.0	12.9	20.0	
Tetrahydrofuran	Ave	0.5324	0.4153		39.0	50.0	-22.0*	20.0	NT
Chloroform	Ave	2.560	2.776	0.2000	27.1	25.0	8.5	20.0	
1,1,1-Trichloroethane	Lin1		2.420	0.1000	29.0	25.0	15.9	20.0	
Cyclohexane	Lin1		2.599	0.1000	23.8	25.0	-4.6	20.0	
Carbon tetrachloride	Lin1		2.274	0.1000	29.2	25.0	16.8	20.0	
1,1-Dichloropropene	Lin1		1.771		25.0	25.0	0.0	20.0	
Benzene	Ave	4.662	4.745	0.5000	25.4	25.0	1.8	20.0	
Isobutyl alcohol	Ave	0.0797	0.0624		490	625	-21.6	50.0	NT
1,2-Dichloroethane	Ave	2.130	2.242	0.1000	26.3	25.0	5.3	20.0	
n-Heptane	Lin1		2.189		22.5	25.0	-9.9	20.0	
Trichloroethene	Ave	1.281	1.459	0.2000	28.5	25.0	13.9	20.0	

FORM VII 8260C

3-IN
METHOD BLANK
METALS

Lab Name: Eurofins Buffalo Job No.: 480-199605-1

SDG No.:

Concentration Units: mg/L Lab Sample ID: MB 480-632959/1-A

Instrument Code: ICAP1 Batch No.: 633242

CAS No.	Analyte	Concentration	C	Q	Method
7429-90-5	Aluminum	0.20	U		6010C
7440-36-0	Antimony	0.020	U		6010C
7440-38-2	Arsenic	0.015	U		6010C
7440-39-3	Barium	0.0020	U		6010C
7440-41-7	Beryllium	0.0020	U		6010C
7440-43-9	Cadmium	0.0020	U		6010C
7440-70-2	Calcium	0.50	U		6010C
7440-47-3	Chromium	0.0040	U		6010C
7440-48-4	Cobalt	0.0040	U		6010C
7440-50-8	Copper	0.010	U		6010C
7439-89-6	Iron	0.050	U		6010C
7439-92-1	Lead	0.010	U		6010C
7439-95-4	Magnesium	0.20	U		6010C
7439-96-5	Manganese	0.000550	J		6010C
7440-02-0	Nickel	0.010	U		6010C
7440-09-7	Potassium	0.50	U		6010C
7782-49-2	Selenium	0.025	U		6010C
7440-22-4	Silver	0.0060	U		6010C
7440-23-5	Sodium	1.0	U		6010C
7440-28-0	Thallium	0.020	U		6010C
7440-62-2	Vanadium	0.0050	U		6010C
7440-66-6	Zinc	0.00167	J		6010C

FORM III-IN

Appendix C

Validator Qualifications

KENNETH R. APPLIN
Geochemist/Data Validator

Ph.D., Geochemistry and Mineralogy, The Pennsylvania State University

M.S., Geochemistry and Mineralogy, The Pennsylvania State University

B.A., Geological Sciences, SUNY at Geneseo, NY

Dr. Applin has over 35 years of experience working with the geochemistry of natural waters. His prior experience includes working as an Assistant Professor of Geology at the University of Missouri-Columbia and as Chief Hydrogeologist and Geochemist with a leading engineering firm in Rochester, NY. In 1993, he established KR Applin and Associates, a small consulting business that focuses on the geochemistry of natural waters, especially as applied to problems involving the contamination of groundwater and surface water.

Dr. Applin is also an experienced analytical data validator and has provided data validation services since 1994 to a variety of clients performing brownfield cleanup projects, hazardous waste remediation, groundwater monitoring at solid waste facilities, and other projects requiring third-party data validation. Dr. Applin has several years of hands-on experience with the laboratory analysis of natural waters and has successfully completed the USEPA Region II certification courses for performing inorganic and organic analytical data validation.

MICHAEL K. PERRY
Chemist/Data Validator

B.S. Chemistry, Georgia State University, Atlanta, GA

A.A.S., Chemical Technology, Alfred State College, Alfred, NY

Mr. Perry has over 30 years of experience in the analytical laboratory business. During his early career, he spent several years as a laboratory analyst performing the analysis of soil, water, and air samples for inorganic and organic chemical parameters. During his last 20 years in the environmental laboratory business, he managed and directed two major analytical laboratories in Rochester, NY. His management responsibilities included oversight of the daily operations of the lab, staff training and supervision, the selection, purchase, and maintenance of analytical instruments, the introduction of new laboratory methods, analytical quality assurance and quality control, data acquisition and management, and other business-related activities.

Mr. Perry has an extensive working knowledge of the methods and procedures used for sampling and analyzing both inorganic and organic analytes in soil, water, and air. He is an accomplished laboratory chemist and is familiar with the analytical methods and procedures established under the USEPA Contract Laboratory Protocols (CLP), the NYSDEC Analytical Services Protocols (ASP), and the NYSDOH Environmental Laboratory Approval Program (ELAP).

DATA USABILITY SUMMARY REPORT (DUSR)

Pilgrim Village Family
951 Ellicott St.
Buffalo, NY 14209
NYSDEC BCP # C915362

SDG: J199966-1
13 soil samples

Prepared for:

BE3 Corp.
960 Busti Avenue
Suite 150-B
Buffalo, NY 14213
Attention: Dalton Stack

August 2022

EDU *Environmental Data Usability 10028 Deer Park Dr. Dansville, NY 14437 585-991-9156*

Table of Contents

Page No.

REVIEWER'S NARRATIVE

1.0 SUMMARY 1

2.0 INTRODUCTION 1

3.0 SAMPLE AND ANALYSIS SUMMARY 2

4.0 GUIDANCE DOCUMENTS AND DATA REVIEW CRITERIA 2

5.0 DATA VALIDATION QUALIFIERS 3

6.0 RESULTS OF THE DATA REVIEW 4

7.0 TOTAL USABLE DATA 4

APPENDIX A Validated Analytical Results
APPENDIX B Laboratory QC Documentation
APPENDIX C Validator Qualifications

Tables

Table 4-1 Data Validation Guidance Documents
Table 4-2 Quality Control Criteria for Validating Laboratory Analytical Data

Summaries of Validated Results
Table 6-1 VOCs
Table 6-2 SVOCs
Table 6-3 Pesticides
Table 6-4 PCBs
Table 6-5 Metals

REVIEWER'S NARRATIVE
BE3 SDG J199966-1: Pilgrim Village Family

The data associated with this Sample Delivery Group (SDG) J199966-1, analyzed by Eurofins Buffalo, Buffalo, NY have been reviewed in accordance with assessment criteria provided by the New York State Department of Environmental Conservation following the review procedures provided in the USEPA Functional Guidelines for evaluating organic and inorganic data.

All analytical results reported by the laboratory are considered valid and acceptable except results that have been qualified as rejected, “R”. Results qualified as estimated “J”, or as non-detects, “U”, are considered usable for the purpose of evaluating water and/or soil quality. However, these qualifiers indicate that the accuracy and/or precision of the analytical result is questionable. A summary of all data that have been qualified and the reasons for qualification are provided in the following data usability summary report (DUSR).

Two facts should be noted by all data users. First, the “R” qualifier means that the associated value is unusable. In other words, due to significant quality control (QC) problems, the analysis is invalid and provides no information as to whether the analyte is present or not. Values qualified with an “R” should not appear on the final data tables because they cannot be relied upon, even as the last resort. Second, no analyte concentration, even if it has passed all QC tests, is guaranteed to be accurate. Strict QC serves to increase confidence in data, but any value potentially contains error.

Reviewer's Signature: Michael K. Perry Date: 8/23/2022

Michael K. Perry
Chemist

1.0 SUMMARY

SITE:	Pilgrim Village Family 951 Ellicott St. Buffalo, NY 14209
SAMPLING DATE:	July 20, 2022
SAMPLE TYPE:	13 soil samples
LABORATORY:	Eurofins Buffalo Buffalo, NY
SDG No.:	J199966-1

2.0 INTRODUCTION

This data usability summary report (DUSR) was prepared in accordance with guidance provided by the New York State Department of Environmental Conservation (NYSDEC). The DUSR is based on a review and evaluation of the laboratory analytical data package. Specifically, the NYSDEC guidance recommends review and evaluation of the following elements of the data package:

- Completeness of the data package as defined under the requirements of the NYSDEC Analytical Services Protocols (ASP) Category B or the United States Environmental Protection Agency (USEPA) Contract Laboratory Program (CLP) deliverables,
- Compliance with established analyte holding times,
- Adherence to quality control (QC) limits and specifications for blanks, instrument tuning and calibration, surrogate recoveries, spike recoveries, laboratory duplicate analyses, and other QC criteria,
- Adherence to established analytical protocols,
- Conformance of data summary sheets with raw analytical data, and
- Use of correct data qualifiers.

Data deficiencies, analytical protocol deviations, and quality control problems identified using the review criteria above and their effect on the analytical results are discussed in this report.

3.0 SAMPLE AND ANALYSIS SUMMARY

The data package consists of analytical results for thirteen soil samples collected on July 20, 2022. These samples were analyzed for Volatile Organic Compounds (VOCs), Semi-volatile Organic Compounds (SVOCs), Pesticides, PCBs, and Metals.

All analyses were performed by Eurofins Buffalo, Buffalo, NY and analyzed as SDG J199966-1. The analytical results were provided in NYSDEC ASP Category B format, which includes all raw analytical data and laboratory QC data.

4.0 GUIDANCE DOCUMENTS AND DATA REVIEW CRITERIA

The guidance documents appropriate for reviewing laboratory quality control (QC) data and assigning data qualifiers (flags) to analytical results were selected from those listed in Table 4-1. The QC limits established in the documents applicable to this data review were used to assess the quality of the analytical results. In some cases, however, QC limits established internally by the laboratory were taken into account to determine data quality.

The QC criteria considered for assessing the usability of the reported analytical results provided for each analyte type (i.e. VOCs, SVOCs, metals, etc.) are listed in Table 4-2. These criteria may vary with the analytical method utilized by the laboratory. These criteria comply with the guidance recommended in Section 2.0 above.

5.0 DATA VALIDATION QUALIFIERS

The letter qualifiers (flags) used to define data usability are described briefly below. These letters are assigned by the data validator to analytical results having questionable accuracy and/or precision as determined by reviewing the laboratory QC data associated with the analytical results.

TABLE 4-1

Guidance Used For Validating Laboratory Analytical Data

Analyte Group	Guidance	Date
Metals (ICP-AES)	USEPA SOP HW-3a, Rev. 1	September 2016
Metals (Hg & CN)	USEPA SOP HW-3c, Rev. 1	September 2016
Volatile Organic Compounds (by Methods 8260B & 8260C)	USEPA SOP HW-24, Rev. 4	September 2014
Semi-Volatile Organic Compounds (by Method 8270D)	USEPA SOP HW-22 Rev. 5	December 2010
Pesticides (by Method 8181B)	USEPA SOP HW-44, Rev. 1.1	December 2010
Chlorinated Herbicides (by Method 8151A)	USEPA SOP HW-17, Rev. 3.1	December 2010
Polychlorinated Biphenyls (PCBs)	USEPA SOP HW-37A, Rev. 0	June 2015
Volatile Organic Compounds (Air) (by Method TO-15)	USEPA SOP HW-31, Rev. 6	September 2016
Per- and PolyFluoroAlkyl Substances (PFAS)	* NYSDEC	January 2021
General Chemistry Parameters	per NYSDEC ASP	July 2005

* Sampling, Analysis, and Assessment of Per- and Polyfluoroalkyl Substances (PFAS) Under NYSDEC's Part 375 Remedial Programs, Appendix I

TABLE 4-2

QUALITY CONTROL CRITERIA USED FOR VALIDATING LABORATORY ANALYTICAL DATA

VOCs	SVOCs	Pesticides/PCBs	Metals	Gen Chemistry	PFAS
Completeness of Pkg	Completeness of Pkg	Completeness of Pkg	Completeness of Pkg	Completeness of Pkg	Completeness of Pkg
Sample Preservation	Sample Preservation	Sample Preservation	Sample Preservation	Sample Preservation	Sample Preservation
Holding Time	Holding Time	Holding Time	Holding Time	Holding Times	Holding Time
System Monitoring Compounds	Surrogate Recoveries	Surrogate Recoveries	Initial/Continuing Calibration	Calibration	Instr Performance Check
Lab Control Sample	Lab Control Sample	Matrix Spikes	CRDL Standards	Lab Control Samples	Initial Calibration
Matrix Spikes	Matrix Spikes	Blanks	Blanks	Blanks	Continuing Calibration
Blanks	Blanks	Instrument Calibration & Verification	Interference Check Sample	Spike Recoveries	Blanks
Instrument Tuning	Instrument Tuning	Comparison of duplicate GC column results	Spike Recoveries	Lab Duplicates	Surrogates
Internal Standards	Internal Standards	Analyte ID	Lab Duplicate		Lab Fortified Blank
Initial Calibration	Initial Calibration	Lab Qualifiers	Lab Control Sample		Matrix Spikes
Continuing Calibration	Continuing Calibration	Field Duplicate	ICP Serial Dilutions		Internal Standards
Lab Qualifiers	Lab Qualifiers		Lab Qualifiers		
Field Duplicate	Field Duplicate		Field Duplicate		

Method TO-15 (Air)
Completeness of Pkg
Sample Preservation
Holding Time
Canister Certification
Instrument Tuning
Initial Calibration and Instrument Performance
Daily Calibration
Blanks
Lab Control Sample
Field Duplicate

The laboratory may also use various letters and symbols to flag analytical results generated when QC limits were exceeded. The meanings of these flags may differ from those used by the independent data validator. Those used by the laboratory are provided with the analytical results.

NOTE: The assignment of data qualifiers by the data reviewer (validator) to laboratory analytical results should not necessarily be interpreted by the data user as a measure of laboratory ability or proficiency. Rather, the qualifiers are intended to provide a measure of data accuracy and precision to the data user, which, for example, may provide a level of confidence in determining whether or not standards or cleanup objectives have been met.

U The analyte was analyzed for but was not detected at or above the sample quantitation limit.

J The analyte was positively identified; the associated numerical value is the *approximate* concentration of the analyte in the sample. (The magnitude of any ± value associated with the result is not determined by data validation).

J+ The result is an estimated quantity and may be biased high.

J- The result is an estimated quantity and may be biased low.

UJ The analyte was analyzed for but not detected. The reported quantitation limit is approximate and may inaccurate or imprecise.

R The sample result is rejected (i.e., is unusable) due to serious deficiencies in the ability to analyze the sample and meet quality control criteria. The presence or absence of the analyte cannot be verified.

NJ The analysis indicates the presence of an analyte that has been "tentatively identified" and the associated numerical value represents its approximate concentration.

The validated analytical results are attached to this report. Validation qualifiers (flags) are indicated in red print. Data sheets having qualified data are signed and dated by the data reviewer.

6.0 RESULTS OF THE DATA REVIEW

The results of the data review are summarized in Tables 6-1 through 6-5. The tables list the samples where QC criteria were found to exceed acceptable limits and the actions taken to qualify the associated analytical results.

7.0 TOTAL USABLE DATA

For SDG J199966-1, thirteen samples were analyzed and results were reported for 2158 analytes. Even though some results were flagged with a "J" as estimated, all results (100 %) are considered usable. See the summary table for the analyses that have rejected/qualified and the corresponding QC reasons.

NOTE: 1) As noted by the laboratory, the soil samples were not collected following SW846 5035A protocol. This adds an element of uncertainty to the analytical results for volatile organic analytes (VOAs). Although not specifically indicated on the final data sheets with a "J" flag, the VOA analytical results should be considered estimated, but usable.

Table 6-1 8260 VOCs

SAMPLES AFFECTED	ANALYTES	ACTION	QC VIOLATION	COMMENTS
Sidewall-south #2	1,2,4-Trichlorobenzene 2-Butanone cis-1,2-Dichloropropene DBCP Styrene	J detects UJ non-detects	LCS rec < QC limit	Data are estimated
B12	1,1,2,2-Tetrachloroethane DBCP 1,2-Dichlorobenzene 1,3-Dichlorobenzene 1,4-Dichlorobenzene Isopropylbenzene	J detects UJ non-detects	IS DCBd4 area < QC limit	Data are estimated
B12 B13 B14 B15 Sidewall-south #1 Sidewall-south #2	Dichlorodifluoromethane	J detects UJ non-detects	CCV > QC limit	Data are estimated

Table 6-2 8270 SVOCs

SAMPLES AFFECTED	ANALYTES	ACTION	QC VIOLATION	COMMENTS
none			none	

Table 6-3 Pesticides

SAMPLES AFFECTED	ANALYTES	ACTION	QC VIOLATION	COMMENTS
B11 B13 B30 B41 Sidewall-south #1 Sidewall-south #2	Methoxychlor	CRQL-U	Analyte detected in the method blank	Data changed to non-detect
B4	d-BHC	J	% D for second column confirmation > 25 %	Sample result is estimated
B5	Endrin	J	% D for second column confirmation > 25 %	Sample result is estimated
B13	b-BHC	J	% D for second column confirmation > 25 %	Sample result is estimated
B14	d-BHC	J	% D for second column confirmation > 25 %	Sample result is estimated
B30	4,4'-DDE	J	% D for second column confirmation > 25 %	Sample result is estimated
B41	b-BHC	J	% D for second column confirmation > 25 %	Sample result is estimated
Sidewall-south #2	4.4'-DDT	J	% D for second column confirmation > 25 %	Sample result is estimated

Table 6-4 PCBs

SAMPLES AFFECTED	ANALYTES	ACTION	QC VIOLATION	COMMENTS
none			none	

Table 6-5 Metals

SAMPLES AFFECTED	ANALYTES	ACTION	QC VIOLATION	COMMENTS
Sidewall-south #1	Sb and Mg	J- detects UJ non-detects	MS/MSD rec < QC limit	Data are estimated
Sidewall-south #1	Ba and Zn	J+ detects	MS/MSD rec > QC limit	Data are estimated
Sidewall-south #1	Mn	J detects	% D for serial dil. > 15 %	Data are estimated

ACRONYMS

BSP	Blank Spike
CCAL	Continuing Calibration
CCB	Continuing Calibration Blank
CCV	Continuing Calibration Verification
CRDL	Contract Required Detection Limit
CRQL	Contract Required Quantitation Limit
%D	Percent Difference
ICAL	Initial Calibration
ICB	Initial Calibration Blank
IS	Internal Standard
LCS	Laboratory Control Sample
MS/MSD	Matrix Spike/Matrix Spike Duplicate
QA	Quality Assurance
QC	Quality Control
%R	Percent recovery
RPD	Relative Percent Difference
RRF	Relative Response Factor
%RSD	Percent Relative Standard Deviation
TAL	Target Analyte List (metals)
TCL	Target Compound List (organics)

Appendix A

Validated Analytical Results

ANALYTICAL REPORT

Job Number: 480-199966-1

Job Description: Pilgrim Village Family

For:
Brydges Engineering in Environment & Energy DPC
960 Busti Ave
Suite B-150
Buffalo, NY 14213

Attention: Mr. Dalton Stack

Approved for release.
John Beninati
Project Manager
7/29/2022 8:31 AM

John Beninati, Project Manager
10 Hazelwood Drive, Amherst, NY, 14228-2298
(716)504-9874
John.Beninati@et.eurofinsus.com
07/29/2022

The test results in this report meet all NELAP requirements for parameters for which accreditation is required or available. Any exceptions to the NELAP requirements are noted in this report. Pursuant to NELAP, this report may not be reproduced, except in full, without the written approval of the laboratory. This report is confidential and is intended for the sole use of Eurofins Environment Testing Northeast, LLC Buffalo and its client. All questions regarding this report should be directed to the Eurofins Environment Testing Northeast, LLC Buffalo Project Manager or designee who has signed this report.

The test results in this report relate only to the samples as received by the laboratory and will meet all requirements of the methodology, with any exceptions noted. This report shall not be reproduced except in full, without the express written approval of the laboratory. All questions should be directed to the Eurofins Environment Testing Northeast, LLC Project Manager.This report has been electronically signed and authorized by the signatory. Electronic signature is intended to be the legally binding equivalent of a traditionally handwritten signature.

Job Narrative
480-199966-1

Comments
No additional comments.

Receipt
The samples were received on 7/20/2022 2:20 PM. Unless otherwise noted below, the samples arrived in good condition, and where required, properly preserved and on ice. The temperature of the cooler at receipt was 18.5º C.

Receipt Exceptions
Sample points were recieved in individual bags with affixed sample ID label. Labels were not affixed to individual sample containers: B3 (480-199966-1), B4 (480-199966-2), B5 (480-199966-3), B11 (480-199966-4), B12 (480-199966-5), B13 (480-199966-6), B14 (480-199966-7), B15 (480-199966-8), B30 (480-199966-9), B40 (480-199966-10), B41 (480-199966-11), SIDEWALL-SOUTH #1 (480-199966-12) and SIDEWALL-SOUTH #2 (480-199966-13)

GC/MS VOA
Method 8260C: Internal standard (ISTD) response for the following sample was outside control limits: B12 (480-199966-5). The sample(s) was re-extracted and/or re-analyzed and ISTD response was outside control limits.

Method 8260C: The matrix spike / matrix spike duplicate (MS/MSD) precision for preparation batch 480-634673 and analytical batch 480-634675 was outside control limits. Sample matrix interference is suspected. The associated samples are impacted: (480-199966-D-13-B MS) and (480-199966-D-13-C MSD).

No additional analytical or quality issues were noted, other than those described above or in the Definitions/Glossary page.

GC/MS Semi VOA
No analytical or quality issues were noted, other than those described in the Definitions/Glossary page.

GC Semi VOA
Method 8081B: The following samples were diluted due to the nature of the sample matrix: SIDEWALL-SOUTH #1 (480-199966-12) and SIDEWALL-SOUTH #2 (480-199966-13). As such, surrogate recoveries are below the calibration range, estimated and not representative. Elevated reporting limits (RLs) are provided.

Method 8081B: The following sample(s) was copper treated for 15 minutes as stated in method 3660B (Sulfur Removal Using Activated Copper Precipitation) and sulfur still remained in the sample. B4 (480-199966-2), B11 (480-199966-4), B15 (480-199966-8) and B30 (480-199966-9)

Method 8082A: The following samples are associated with a continuing calibration verification (CCV 480-634680/8) that had recoveries for the surrogate Decachlorobiphenyl that were below acceptance limits: B3 (480-199966-1), B4 (480-199966-2), B5 (480-199966-3), B11 (480-199966-4), B12 (480-199966-5), B13 (480-199966-6), B14 (480-199966-7), B15 (480-199966-8), B30 (480-199966-9), B40 (480-199966-10), B41 (480-199966-11) and SIDEWALL-SOUTH #1 (480-199966-12). The secondary surrogate Tetrachloro-m-xylene is within limits. Therefore, the data has been reported.

No additional analytical or quality issues were noted, other than those described above or in the Definitions/Glossary page.

Metals
Method 6010C: The serial dilution and post spike (480-199966-B-12-A PDS) and (480-199966-B-12-A SD ^5), associated with batch 480-634568, exceeded the quality control limits for Total Iron. Sample matrix is suspected, therefore, no corrective action was necessary.

Method 6010C: The serial dilution (480-199966-B-12-A SD ^5) associated with batch 480-634881, exhibited a result outside the quality control limits for Total Barium. However, the post digestion spike (PDS) was compliant, therefore no corrective action was necessary.

Method 6010C: The following samples were diluted due to the presence of Total Calcium which interferes with Copper: B15 (480-199966-8) and B30 (480-199966-9). Elevated reporting limits (RLs) are provided.

Method 6010C: The low level continuing calibration verification (CCVL 480-635064/28) recovered above the upper control limit for Total Manganese. The samples associated with this CCVL were either less than the reporting limit (RL) for this analyte or contained this analyte at a concentration greater than 10X the value found in the CCVL; therefore, re-analysis of samples SIDEWALL-SOUTH #1 (480-199966-12), SIDEWALL-SOUTH #2 (480-199966-13), (480-199966-B-12-B MS), (480-199966-B-12-C MSD), (480-199966-B-12-A PDS) and (480-199966-B-12-A SD ^5) was not performed.

Method 6010C: The serial dilution (480-199966-B-12-A SD ^5) associated with batch 480-635064, exhibited a result outside the quality control limits for Total Manganese. However, the post digestion spike (PDS) was compliant, therefore no corrective action was necessary.

No additional analytical or quality issues were noted, other than those described above or in the Definitions/Glossary page.

Organic Prep
Method 3550C: The following samples required a Florisil clean-up, via EPA Method 3620C, to reduce matrix interferences: B30

(480-199966-9), SIDEWALL-SOUTH #1 (480-199966-12) and SIDEWALL-SOUTH #2 (480-199966-13).

No additional analytical or quality issues were noted, other than those described above or in the Definitions/Glossary page.

Sample Summary

Client: Brydges Engineering in Environment & Energy DPC
Job ID: 480-199966-1
Project/Site: Pilgrim Village Family

Lab Sample ID	Client Sample ID	Matrix	Collected	Received
480-199966-1	B3	Solid	07/20/22 10:30	07/20/22 14:20
480-199966-2	B4	Solid	07/20/22 10:30	07/20/22 14:20
480-199966-3	B5	Solid	07/20/22 10:30	07/20/22 14:20
480-199966-4	B11	Solid	07/20/22 10:30	07/20/22 14:20
480-199966-5	B12	Solid	07/20/22 10:30	07/20/22 14:20
480-199966-6	B13	Solid	07/20/22 10:30	07/20/22 14:20
480-199966-7	B14	Solid	07/20/22 10:30	07/20/22 14:20
480-199966-8	B15	Solid	07/20/22 10:30	07/20/22 14:20
480-199966-9	B30	Solid	07/20/22 10:30	07/20/22 14:20
480-199966-10	B40	Solid	07/20/22 10:30	07/20/22 14:20
480-199966-11	B41	Solid	07/20/22 10:30	07/20/22 14:20
480-199966-12	SIDEWALL-SOUTH #1	Solid	07/20/22 11:00	07/20/22 14:20
480-199966-13	SIDEWALL-SOUTH #2	Solid	07/20/22 11:00	07/20/22 14:20

Eurofins TestAmerica, Buffalo
10 Hazelwood Drive
Amherst, NY 14228-2298
Phone (716) 691-2600 Phone (716) 691-7991

Chain of Custody Record

eurofins Environment Testing America

Client Information	Sampler: Sydney Deck	Lab PM: ~~Joe Giacomazza~~ John Beninati	Carrier Tracking No(s):	COC No:
Client Contact:	Phone:	E-Mail: jvg@Eurofinset.com	State of Origin:	Page: Page 1 of 2
Company: BE3	PWSID:			Job #:
Address: 960 Busti Ave	Due Date Requested:			
City: Buffalo	TAT Requested (days): ASAP			
State, Zip: NY 14213	Compliance Project: Δ Yes Δ No			
Phone: 716-249-6880	PO #:			
Email: sdeck@be3corp.com	WO #:			
Project Name: Pilgrim Village-Family	Project #:			
Site: Pilgrim Village - Family	SSOW#:			

Analysis Requested

Preservation Codes:
A - HCL, B - NaOH, C - Zn Acetate, D - Nitric Acid, E - NaHSO4, F - MeOH, G - Amchlor, H - Ascorbic Acid, M - Hexane, N - None, O - AsNaO2, P - Na2O4S, Q - Na2SO3, R - Na2S2O3, S - H2SO4, T - TSP Dodecahydrate

480-199966 Chain of Custody

Sample Identification	Sample Date	Sample Time	Sample Type (C=comp, G=grab)	Matrix (W=water, S=solid, O=waste/oil, BT=Tissue, A=Air)	Field Filtered Sample (Yes or No)	Perform MS/MSD (Yes or No)	6010C, 7471B	8270D, TCL SVOCs	8260C - TCL VOCs (LL Bulk)	8081B, 8082A, 8270D	Total Nu	Special Instructions/Note:
			Preservation Code:									
B3	7/20/22	1030	G	S			X	X	X	X	4	
B4	↓	↓	↓	↓			↓	↓	↓	↓	↓	
B5	↓	↓	↓	↓			↓	↓	↓	↓	↓	
B11	↓	↓	↓	↓			↓	↓	↓	↓	↓	
B12	↓	↓	↓	↓			↓	↓	↓	↓	↓	
B13	↓	↓	↓	↓			↓	↓	↓	↓	↓	
B14	↓	↓	↓	↓			↓	↓	↓	↓	↓	
B15	↓	↓	↓	↓			↓	↓	↓	↓	↓	
B30	↓	↓	↓	↓			↓	↓	↓	↓	↓	
B40	↓	↓	↓	↓			↓	↓	↓	↓	↓	
B41	↓	↓	↓	↓			↓	↓	↓	↓	↓	

Possible Hazard Identification
☒ Non-Hazard ☐ Flammable ☐ Skin Irritant ☐ Poison B ☐ Unknown ☐ Radiological

Sample Disposal (A fee may be assessed if samples are retained longer than 1 month)
☐ Return To Client ☒ Disposal By Lab ☐ Archive For _____ Months

Deliverable Requested: I, II, III, IV, Other (specify): NYSDEC CAT B w/ EDD

Special Instructions/QC Requirements:

Empty Kit Relinquished by:	Date:	Time:	Method of Shipment:

Relinquished by:	Date/Time:	Company:	Received by:	Date/Time:	Company:
Jesse Zielinski	7/20/22 1616	BE3	[signature]	7/20/22 1420	TAB

Custody Seals Intact: Δ Yes Δ No | Custody Seal No.: | Cooler Temperature(s) °C and Other Remarks: #1 1.8.5 No ICE

Ver: 01/16/2019

Eurofins TestAmerica, Buffalo
10 Hazelwood Drive
Amherst, NY 14228-2298
Phone (716) 691-2600 Phone (716) 691-7991

Chain of Custody Record

eurofins Environment Testing America

Client Information	Sampler: Jesse Zwentek	Lab PM: ~~Joe Ciacomazza~~ John Bennati	Carrier Tracking No(s):	COC No:
Client Contact:	Phone:	E-Mail: jvg@Eurofinset.com	State of Origin:	Page: Page 2 of 2
Company: BE3	PWSID:			Job #:
Address: 960 Busti Ave	Due Date Requested:			
City: Buffalo	TAT Requested (days): ASAP			
State, Zip: NY 14213	Compliance Project: Δ Yes Δ No			
Phone: 716-249-6880	PO #:			
Email: sdeek@be3corp.com	WO #:			
Project Name: Pilgrim Village	Project #:			
Site: pilgrim village - family	SSOW#:			

Analysis Requested

Sample Identification	Sample Date	Sample Time	Sample Type (C=comp, G=grab)	Matrix (W=water, S=solid, O=waste/oil, BT=Tissue, A=Air)	Field Filtered Sample (Yes or No)	Perform MS/MSD (Yes or No)	6010C, 7471B	8270D - TCL SVOCs	8260C - TCL VOCs (LL Bulk)	8081B, 8082A, 8270D	Total Number of containers	Special Instructions/Note:
			Preservation Code:									
Sidewall - South #1	7/20/22	1100	G	S			✓	✓	✓	✓	4	
Sidewall - South #2	↓	↓	↓	↓			✓	✓	✓	✓	4	

Preservation Codes:

A - HCL	M - Hexane
B - NaOH	N - None
C - Zn Acetate	O - AsNaO2
D - Nitric Acid	P - Na2O4S
E - NaHSO4	Q - Na2SO3
F - MeOH	R - Na2S2O3
G - Amchlor	S - H2SO4
H - Ascorbic Acid	T - TSP Dodecahydrate
I - Ice	U - Acetone
J - DI Water	V - MCAA
K - EDTA	W - pH 4-5
L - EDA	Z - other (specify)

Other:

Possible Hazard Identification
☒ Non-Hazard ☐ Flammable ☐ Skin Irritant ☐ Poison B ☐ Unknown ☐ Radiological

Sample Disposal (A fee may be assessed if samples are retained longer than 1 month)
☐ Return To Client ☒ Disposal By Lab ☐ Archive For _____ Months

Deliverable Requested: I, II, III, IV, Other (specify) NYSDEC CAT B w/EDD

Special Instructions/QC Requirements:

Empty Kit Relinquished by: | Date: | Time: | Method of Shipment:

Relinquished by	Date/Time	Company	Received by	Date/Time	Company
Jesse Zwentek	7/20/22 14:15	BE3	Entette	7/20/22 1420	TAB

Custody Seals Intact: Δ Yes Δ No | Custody Seal No.: | Cooler Temperature(s) °C and Other Remarks:

Ver: 01/16/2019

Method 8260C

Volatile Organic Compounds (GC/MS) by Method 8260C

FORM I
GC/MS VOA ORGANICS ANALYSIS DATA SHEET

Lab Name: Eurofins Buffalo | Job No.: 480-199966-1

SDG No.:

Client Sample ID: B3 | Lab Sample ID: 480-199966-1

Matrix: Solid | Lab File ID: M04802.D

Analysis Method: 8260C | Date Collected: 07/20/2022 10:30

Sample wt/vol: 5.13(g) | Date Analyzed: 07/22/2022 01:05

Soil Aliquot Vol: | Dilution Factor: 1

Soil Extract Vol.: | GC Column: ZB-624 (30) VOA ID: 0.25(mm)

Purge Volume: 5.0(mL) | Heated Purge: (Y/N) Y pH:

% Moisture: 22.1 % Solids: 77.9 | Level: (low/med) Low

Analysis Batch No.: 634495 | Units: ug/Kg

CAS NO.	COMPOUND NAME	RESULT	Q	RL	MDL
71-55-6	1,1,1-Trichloroethane	6.3	U vs	6.3	0.45
79-34-5	1,1,2,2-Tetrachloroethane	6.3	U vs	6.3	1.0
76-13-1	1,1,2-Trichloro-1,2,2-trifluoroethane	6.3	U vs	6.3	1.4
79-00-5	1,1,2-Trichloroethane	6.3	U vs	6.3	0.81
75-34-3	1,1-Dichloroethane	6.3	U vs	6.3	0.76
75-35-4	1,1-Dichloroethene	6.3	U vs	6.3	0.77
120-82-1	1,2,4-Trichlorobenzene	6.3	U vs	6.3	0.38
96-12-8	1,2-Dibromo-3-Chloropropane	6.3	U vs	6.3	3.1
106-93-4	1,2-Dibromoethane	6.3	U vs	6.3	0.80
95-50-1	1,2-Dichlorobenzene	6.3	U vs	6.3	0.49
107-06-2	1,2-Dichloroethane	6.3	U vs	6.3	0.31
78-87-5	1,2-Dichloropropane	6.3	U vs	6.3	3.1
541-73-1	1,3-Dichlorobenzene	6.3	U vs	6.3	0.32
106-46-7	1,4-Dichlorobenzene	6.3	U vs	6.3	0.88
78-93-3	2-Butanone (MEK)	31	U vs	31	2.3
591-78-6	2-Hexanone	31	U vs	31	3.1
108-10-1	4-Methyl-2-pentanone (MIBK)	31	U vs	31	2.1
67-64-1	Acetone	31	U vs	31	5.3
71-43-2	Benzene	6.3	U vs	6.3	0.31
75-27-4	Bromodichloromethane	6.3	U vs	6.3	0.84
75-25-2	Bromoform	6.3	U vs	6.3	3.1
74-83-9	Bromomethane	6.3	U vs	6.3	0.56
75-15-0	Carbon disulfide	6.3	U vs	6.3	3.1
56-23-5	Carbon tetrachloride	6.3	U vs	6.3	0.61
108-90-7	Chlorobenzene	6.3	U vs	6.3	0.83
75-00-3	Chloroethane	6.3	U vs	6.3	1.4
67-66-3	Chloroform	6.3	U vs	6.3	0.39
74-87-3	Chloromethane	6.3	U vs	6.3	0.38
156-59-2	cis-1,2-Dichloroethene	6.3	U vs	6.3	0.80
10061-01-5	cis-1,3-Dichloropropene	6.3	U vs	6.3	0.90
110-82-7	Cyclohexane	6.3	U vs	6.3	0.88
124-48-1	Dibromochloromethane	6.3	U vs	6.3	0.80
75-71-8	Dichlorodifluoromethane	6.3	U vs	6.3	0.52

FORM I
GC/MS VOA ORGANICS ANALYSIS DATA SHEET

Lab Name: Eurofins Buffalo
Job No.: 480-199966-1
SDG No.:
Client Sample ID: B3
Lab Sample ID: 480-199966-1
Matrix: Solid
Lab File ID: M04802.D
Analysis Method: 8260C
Date Collected: 07/20/2022 10:30
Sample wt/vol: 5.13(g)
Date Analyzed: 07/22/2022 01:05
Soil Aliquot Vol:
Dilution Factor: 1
Soil Extract Vol.:
GC Column: ZB-624 (30) VOA ID: 0.25(mm)
Purge Volume: 5.0(mL)
Heated Purge: (Y/N) Y pH:
% Moisture: 22.1 % Solids: 77.9
Level: (low/med) Low
Analysis Batch No.: 634495
Units: ug/Kg

CAS NO.	COMPOUND NAME	RESULT	Q	RL	MDL
100-41-4	Ethylbenzene	6.3	U vs	6.3	0.43
98-82-8	Isopropylbenzene	6.3	U vs	6.3	0.94
79-20-9	Methyl acetate	31	U vs	31	3.8
1634-04-4	Methyl tert-butyl ether	6.3	U vs	6.3	0.61
108-87-2	Methylcyclohexane	6.3	U vs	6.3	0.95
75-09-2	Methylene Chloride	6.3	U vs	6.3	2.9
100-42-5	Styrene	6.3	U vs	6.3	0.31
127-18-4	Tetrachloroethene	6.3	U vs	6.3	0.84
108-88-3	Toluene	6.3	U vs	6.3	0.47
156-60-5	trans-1,2-Dichloroethene	6.3	U vs	6.3	0.65
10061-02-6	trans-1,3-Dichloropropene	6.3	U vs	6.3	2.8
79-01-6	Trichloroethene	6.3	U vs	6.3	1.4
75-69-4	Trichlorofluoromethane	6.3	U vs	6.3	0.59
75-01-4	Vinyl chloride	6.3	U vs	6.3	0.76
1330-20-7	Xylenes, Total	13	U vs	13	1.1

CAS NO.	SURROGATE	%REC	Q	LIMITS
17060-07-0	1,2-Dichloroethane-d4 (Surr)	97		64-126
460-00-4	4-Bromofluorobenzene (Surr)	90		72-126
1868-53-7	Dibromofluoromethane (Surr)	99		60-140
2037-26-5	Toluene-d8 (Surr)	95		71-125

FORM I
GC/MS VOA ORGANICS ANALYSIS DATA SHEET

Lab Name: Eurofins Buffalo | Job No.: 480-199966-1

SDG No.:

Client Sample ID: B4 | Lab Sample ID: 480-199966-2

Matrix: Solid | Lab File ID: M04803.D

Analysis Method: 8260C | Date Collected: 07/20/2022 10:30

Sample wt/vol: 5(g) | Date Analyzed: 07/22/2022 01:29

Soil Aliquot Vol: | Dilution Factor: 1

Soil Extract Vol.: | GC Column: ZB-624 (30) VOA ID: 0.25(mm)

Purge Volume: 5.0(mL) | Heated Purge: (Y/N) Y pH:

% Moisture: 15.8 % Solids: 84.2 | Level: (low/med) Low

Analysis Batch No.: 634495 | Units: ug/Kg

CAS NO.	COMPOUND NAME	RESULT	Q	RL	MDL
71-55-6	1,1,1-Trichloroethane	5.9	U vs	5.9	0.43
79-34-5	1,1,2,2-Tetrachloroethane	5.9	U vs	5.9	0.96
76-13-1	1,1,2-Trichloro-1,2,2-trifluoroethane	5.9	U vs	5.9	1.4
79-00-5	1,1,2-Trichloroethane	5.9	U vs	5.9	0.77
75-34-3	1,1-Dichloroethane	5.9	U vs	5.9	0.72
75-35-4	1,1-Dichloroethene	5.9	U vs	5.9	0.73
120-82-1	1,2,4-Trichlorobenzene	5.9	U vs	5.9	0.36
96-12-8	1,2-Dibromo-3-Chloropropane	5.9	U vs	5.9	3.0
106-93-4	1,2-Dibromoethane	5.9	U vs	5.9	0.76
95-50-1	1,2-Dichlorobenzene	5.9	U vs	5.9	0.46
107-06-2	1,2-Dichloroethane	5.9	U vs	5.9	0.30
78-87-5	1,2-Dichloropropane	5.9	U vs	5.9	3.0
541-73-1	1,3-Dichlorobenzene	5.9	U vs	5.9	0.31
106-46-7	1,4-Dichlorobenzene	5.9	U vs	5.9	0.83
78-93-3	2-Butanone (MEK)	30	U vs	30	2.2
591-78-6	2-Hexanone	30	U vs	30	3.0
108-10-1	4-Methyl-2-pentanone (MIBK)	30	U vs	30	1.9
67-64-1	Acetone	5.5	J vs	30	5.0
71-43-2	Benzene	5.9	U vs	5.9	0.29
75-27-4	Bromodichloromethane	5.9	U vs	5.9	0.80
75-25-2	Bromoform	5.9	U vs	5.9	3.0
74-83-9	Bromomethane	5.9	U vs	5.9	0.53
75-15-0	Carbon disulfide	5.9	U vs	5.9	3.0
56-23-5	Carbon tetrachloride	5.9	U vs	5.9	0.57
108-90-7	Chlorobenzene	5.9	U vs	5.9	0.78
75-00-3	Chloroethane	5.9	U vs	5.9	1.3
67-66-3	Chloroform	5.9	U vs	5.9	0.37
74-87-3	Chloromethane	5.9	U vs	5.9	0.36
156-59-2	cis-1,2-Dichloroethene	5.9	U vs	5.9	0.76
10061-01-5	cis-1,3-Dichloropropene	5.9	U vs	5.9	0.85
110-82-7	Cyclohexane	5.9	U vs	5.9	0.83
124-48-1	Dibromochloromethane	5.9	U vs	5.9	0.76
75-71-8	Dichlorodifluoromethane	5.9	U vs	5.9	0.49

FORM I
GC/MS VOA ORGANICS ANALYSIS DATA SHEET

Lab Name: Eurofins Buffalo
Job No.: 480-199966-1
SDG No.:
Client Sample ID: B4
Lab Sample ID: 480-199966-2
Matrix: Solid
Lab File ID: M04803.D
Analysis Method: 8260C
Date Collected: 07/20/2022 10:30
Sample wt/vol: 5(g)
Date Analyzed: 07/22/2022 01:29
Soil Aliquot Vol:
Dilution Factor: 1
Soil Extract Vol.:
GC Column: ZB-624 (30) VOA ID: 0.25(mm)
Purge Volume: 5.0(mL)
Heated Purge: (Y/N) Y pH:
% Moisture: 15.8 % Solids: 84.2
Level: (low/med) Low
Analysis Batch No.: 634495
Units: ug/Kg

CAS NO.	COMPOUND NAME	RESULT	Q	RL	MDL
100-41-4	Ethylbenzene	5.9	U vs	5.9	0.41
98-82-8	Isopropylbenzene	5.9	U vs	5.9	0.90
79-20-9	Methyl acetate	30	U vs	30	3.6
1634-04-4	Methyl tert-butyl ether	5.9	U vs	5.9	0.58
108-87-2	Methylcyclohexane	5.9	U vs	5.9	0.90
75-09-2	Methylene Chloride	5.9	U vs	5.9	2.7
100-42-5	Styrene	5.9	U vs	5.9	0.30
127-18-4	Tetrachloroethene	5.9	U vs	5.9	0.80
108-88-3	Toluene	5.9	U vs	5.9	0.45
156-60-5	trans-1,2-Dichloroethene	5.9	U vs	5.9	0.61
10061-02-6	trans-1,3-Dichloropropene	5.9	U vs	5.9	2.6
79-01-6	Trichloroethene	5.9	U vs	5.9	1.3
75-69-4	Trichlorofluoromethane	5.9	U vs	5.9	0.56
75-01-4	Vinyl chloride	5.9	U vs	5.9	0.72
1330-20-7	Xylenes, Total	12	U vs	12	1.0

CAS NO.	SURROGATE	%REC	Q	LIMITS
17060-07-0	1,2-Dichloroethane-d4 (Surr)	98		64-126
460-00-4	4-Bromofluorobenzene (Surr)	90		72-126
1868-53-7	Dibromofluoromethane (Surr)	97		60-140
2037-26-5	Toluene-d8 (Surr)	95		71-125

FORM I
GC/MS VOA ORGANICS ANALYSIS DATA SHEET

Lab Name: Eurofins Buffalo | Job No.: 480-199966-1

SDG No.:

Client Sample ID: B5 | Lab Sample ID: 480-199966-3

Matrix: Solid | Lab File ID: M04804.D

Analysis Method: 8260C | Date Collected: 07/20/2022 10:30

Sample wt/vol: 5.17(g) | Date Analyzed: 07/22/2022 01:54

Soil Aliquot Vol: | Dilution Factor: 1

Soil Extract Vol.: | GC Column: ZB-624 (30) VOA ID: 0.25(mm)

Purge Volume: 5.0(mL) | Heated Purge: (Y/N) Y pH:

% Moisture: 17.0 % Solids: 83.0 | Level: (low/med) Low

Analysis Batch No.: 634495 | Units: ug/Kg

CAS NO.	COMPOUND NAME	RESULT	Q	RL	MDL
71-55-6	1,1,1-Trichloroethane	5.8	U vs	5.8	0.42
79-34-5	1,1,2,2-Tetrachloroethane	5.8	U vs	5.8	0.94
76-13-1	1,1,2-Trichloro-1,2,2-trifluoroethane	5.8	U vs	5.8	1.3
79-00-5	1,1,2-Trichloroethane	5.8	U vs	5.8	0.76
75-34-3	1,1-Dichloroethane	5.8	U vs	5.8	0.71
75-35-4	1,1-Dichloroethene	5.8	U vs	5.8	0.71
120-82-1	1,2,4-Trichlorobenzene	5.8	U vs	5.8	0.35
96-12-8	1,2-Dibromo-3-Chloropropane	5.8	U vs	5.8	2.9
106-93-4	1,2-Dibromoethane	5.8	U vs	5.8	0.75
95-50-1	1,2-Dichlorobenzene	5.8	U vs	5.8	0.46
107-06-2	1,2-Dichloroethane	5.8	U vs	5.8	0.29
78-87-5	1,2-Dichloropropane	5.8	U vs	5.8	2.9
541-73-1	1,3-Dichlorobenzene	5.8	U vs	5.8	0.30
106-46-7	1,4-Dichlorobenzene	5.8	U vs	5.8	0.82
78-93-3	2-Butanone (MEK)	29	U vs	29	2.1
591-78-6	2-Hexanone	29	U vs	29	2.9
108-10-1	4-Methyl-2-pentanone (MIBK)	29	U vs	29	1.9
67-64-1	Acetone	13	J vs	29	4.9
71-43-2	Benzene	5.8	U vs	5.8	0.29
75-27-4	Bromodichloromethane	5.8	U vs	5.8	0.78
75-25-2	Bromoform	5.8	U vs	5.8	2.9
74-83-9	Bromomethane	5.8	U vs	5.8	0.52
75-15-0	Carbon disulfide	5.8	U vs	5.8	2.9
56-23-5	Carbon tetrachloride	5.8	U vs	5.8	0.56
108-90-7	Chlorobenzene	5.8	U vs	5.8	0.77
75-00-3	Chloroethane	5.8	U vs	5.8	1.3
67-66-3	Chloroform	5.8	U vs	5.8	0.36
74-87-3	Chloromethane	5.8	U vs	5.8	0.35
156-59-2	cis-1,2-Dichloroethene	5.8	U vs	5.8	0.75
10061-01-5	cis-1,3-Dichloropropene	5.8	U vs	5.8	0.84
110-82-7	Cyclohexane	5.8	U vs	5.8	0.82
124-48-1	Dibromochloromethane	5.8	U vs	5.8	0.75
75-71-8	Dichlorodifluoromethane	5.8	U vs	5.8	0.48

FORM I
GC/MS VOA ORGANICS ANALYSIS DATA SHEET

Lab Name: Eurofins Buffalo
Job No.: 480-199966-1
SDG No.:
Client Sample ID: B5
Lab Sample ID: 480-199966-3
Matrix: Solid
Lab File ID: M04804.D
Analysis Method: 8260C
Date Collected: 07/20/2022 10:30
Sample wt/vol: 5.17(g)
Date Analyzed: 07/22/2022 01:54
Soil Aliquot Vol:
Dilution Factor: 1
Soil Extract Vol.:
GC Column: ZB-624 (30) VOA ID: 0.25(mm)
Purge Volume: 5.0(mL)
Heated Purge: (Y/N) Y pH:
% Moisture: 17.0 % Solids: 83.0
Level: (low/med) Low
Analysis Batch No.: 634495
Units: ug/Kg

CAS NO.	COMPOUND NAME	RESULT	Q	RL	MDL
100-41-4	Ethylbenzene	5.8	U vs	5.8	0.40
98-82-8	Isopropylbenzene	5.8	U vs	5.8	0.88
79-20-9	Methyl acetate	29	U vs	29	3.5
1634-04-4	Methyl tert-butyl ether	5.8	U vs	5.8	0.57
108-87-2	Methylcyclohexane	5.8	U vs	5.8	0.89
75-09-2	Methylene Chloride	5.8	U vs	5.8	2.7
100-42-5	Styrene	5.8	U vs	5.8	0.29
127-18-4	Tetrachloroethene	5.8	U vs	5.8	0.78
108-88-3	Toluene	5.8	U vs	5.8	0.44
156-60-5	trans-1,2-Dichloroethene	5.8	U vs	5.8	0.60
10061-02-6	trans-1,3-Dichloropropene	5.8	U vs	5.8	2.6
79-01-6	Trichloroethene	5.8	U vs	5.8	1.3
75-69-4	Trichlorofluoromethane	5.8	U vs	5.8	0.55
75-01-4	Vinyl chloride	5.8	U vs	5.8	0.71
1330-20-7	Xylenes, Total	12	U vs	12	0.98

CAS NO.	SURROGATE	%REC	Q	LIMITS
17060-07-0	1,2-Dichloroethane-d4 (Surr)	99		64-126
460-00-4	4-Bromofluorobenzene (Surr)	89		72-126
1868-53-7	Dibromofluoromethane (Surr)	99		60-140
2037-26-5	Toluene-d8 (Surr)	97		71-125

FORM I
GC/MS VOA ORGANICS ANALYSIS DATA SHEET

Lab Name: Eurofins Buffalo | Job No.: 480-199966-1

SDG No.:

Client Sample ID: B11 | Lab Sample ID: 480-199966-4

Matrix: Solid | Lab File ID: M04805.D

Analysis Method: 8260C | Date Collected: 07/20/2022 10:30

Sample wt/vol: 5(g) | Date Analyzed: 07/22/2022 02:18

Soil Aliquot Vol: | Dilution Factor: 1

Soil Extract Vol.: | GC Column: ZB-624 (30) VOA ID: 0.25(mm)

Purge Volume: 5.0(mL) | Heated Purge: (Y/N) Y pH:

% Moisture: 25.0 % Solids: 75.0 | Level: (low/med) Low

Analysis Batch No.: 634495 | Units: ug/Kg

CAS NO.	COMPOUND NAME	RESULT	Q	RL	MDL
71-55-6	1,1,1-Trichloroethane	6.7	U vs	6.7	0.48
79-34-5	1,1,2,2-Tetrachloroethane	6.7	U vs	6.7	1.1
76-13-1	1,1,2-Trichloro-1,2,2-trifluoroethane	6.7	U vs	6.7	1.5
79-00-5	1,1,2-Trichloroethane	6.7	U vs	6.7	0.87
75-34-3	1,1-Dichloroethane	6.7	U vs	6.7	0.81
75-35-4	1,1-Dichloroethene	6.7	U vs	6.7	0.82
120-82-1	1,2,4-Trichlorobenzene	6.7	U vs	6.7	0.41
96-12-8	1,2-Dibromo-3-Chloropropane	6.7	U vs	6.7	3.3
106-93-4	1,2-Dibromoethane	6.7	U vs	6.7	0.86
95-50-1	1,2-Dichlorobenzene	6.7	U vs	6.7	0.52
107-06-2	1,2-Dichloroethane	6.7	U vs	6.7	0.33
78-87-5	1,2-Dichloropropane	6.7	U vs	6.7	3.3
541-73-1	1,3-Dichlorobenzene	6.7	U vs	6.7	0.34
106-46-7	1,4-Dichlorobenzene	6.7	U vs	6.7	0.93
78-93-3	2-Butanone (MEK)	33	U vs	33	2.4
591-78-6	2-Hexanone	33	U vs	33	3.3
108-10-1	4-Methyl-2-pentanone (MIBK)	33	U vs	33	2.2
67-64-1	Acetone	33	U vs	33	5.6
71-43-2	Benzene	6.7	U vs	6.7	0.33
75-27-4	Bromodichloromethane	6.7	U vs	6.7	0.89
75-25-2	Bromoform	6.7	U vs	6.7	3.3
74-83-9	Bromomethane	6.7	U vs	6.7	0.60
75-15-0	Carbon disulfide	6.7	U vs	6.7	3.3
56-23-5	Carbon tetrachloride	6.7	U vs	6.7	0.65
108-90-7	Chlorobenzene	6.7	U vs	6.7	0.88
75-00-3	Chloroethane	6.7	U vs	6.7	1.5
67-66-3	Chloroform	6.7	U vs	6.7	0.41
74-87-3	Chloromethane	6.7	U vs	6.7	0.40
156-59-2	cis-1,2-Dichloroethene	6.7	U vs	6.7	0.85
10061-01-5	cis-1,3-Dichloropropene	6.7	U vs	6.7	0.96
110-82-7	Cyclohexane	6.7	U vs	6.7	0.93
124-48-1	Dibromochloromethane	6.7	U vs	6.7	0.85
75-71-8	Dichlorodifluoromethane	6.7	U vs	6.7	0.55

FORM I
GC/MS VOA ORGANICS ANALYSIS DATA SHEET

Lab Name: Eurofins Buffalo
Job No.: 480-199966-1
SDG No.:
Client Sample ID: B11
Lab Sample ID: 480-199966-4
Matrix: Solid
Lab File ID: M04805.D
Analysis Method: 8260C
Date Collected: 07/20/2022 10:30
Sample wt/vol: 5(g)
Date Analyzed: 07/22/2022 02:18
Soil Aliquot Vol:
Dilution Factor: 1
Soil Extract Vol.:
GC Column: ZB-624 (30) VOA ID: 0.25(mm)
Purge Volume: 5.0(mL)
Heated Purge: (Y/N) Y pH:
% Moisture: 25.0 % Solids: 75.0
Level: (low/med) Low
Analysis Batch No.: 634495
Units: ug/Kg

CAS NO.	COMPOUND NAME	RESULT	Q	RL	MDL
100-41-4	Ethylbenzene	6.7	U vs	6.7	0.46
98-82-8	Isopropylbenzene	6.7	U vs	6.7	1.0
79-20-9	Methyl acetate	33	U vs	33	4.0
1634-04-4	Methyl tert-butyl ether	6.7	U vs	6.7	0.65
108-87-2	Methylcyclohexane	6.7	U vs	6.7	1.0
75-09-2	Methylene Chloride	6.7	U vs	6.7	3.1
100-42-5	Styrene	6.7	U vs	6.7	0.33
127-18-4	Tetrachloroethene	6.7	U vs	6.7	0.89
108-88-3	Toluene	6.7	U vs	6.7	0.50
156-60-5	trans-1,2-Dichloroethene	6.7	U vs	6.7	0.69
10061-02-6	trans-1,3-Dichloropropene	6.7	U vs	6.7	2.9
79-01-6	Trichloroethene	6.7	U vs	6.7	1.5
75-69-4	Trichlorofluoromethane	6.7	U vs	6.7	0.63
75-01-4	Vinyl chloride	6.7	U vs	6.7	0.81
1330-20-7	Xylenes, Total	13	U vs	13	1.1

CAS NO.	SURROGATE	%REC	Q	LIMITS
17060-07-0	1,2-Dichloroethane-d4 (Surr)	99		64-126
460-00-4	4-Bromofluorobenzene (Surr)	84		72-126
1868-53-7	Dibromofluoromethane (Surr)	101		60-140
2037-26-5	Toluene-d8 (Surr)	101		71-125

FORM I
GC/MS VOA ORGANICS ANALYSIS DATA SHEET

Lab Name: Eurofins Buffalo | Job No.: 480-199966-1

SDG No.:

Client Sample ID: B12 | Lab Sample ID: 480-199966-5

Matrix: Solid | Lab File ID: M04826.D

Analysis Method: 8260C | Date Collected: 07/20/2022 10:30

Sample wt/vol: 5.19(g) | Date Analyzed: 07/24/2022 22:23

Soil Aliquot Vol: | Dilution Factor: 1

Soil Extract Vol.: | GC Column: ZB-624 (30) VOA ID: 0.25(mm)

Purge Volume: 5.0(mL) | Heated Purge: (Y/N) Y pH:

% Moisture: 25.4 % Solids: 74.6 | Level: (low/med) Low

Analysis Batch No.: 634675 | Units: ug/Kg

CAS NO.	COMPOUND NAME	RESULT	Q	RL	MDL	
71-55-6	1,1,1-Trichloroethane	6.5	U vs	6.5	0.47	
79-34-5	1,1,2,2-Tetrachloroethane	6.5	U *3 vs	6.5	1.0	UJ
76-13-1	1,1,2-Trichloro-1,2,2-trifluoroethane	6.5	U vs	6.5	1.5	
79-00-5	1,1,2-Trichloroethane	6.5	U vs	6.5	0.84	
75-34-3	1,1-Dichloroethane	6.5	U vs	6.5	0.79	
75-35-4	1,1-Dichloroethene	6.5	U vs	6.5	0.79	
120-82-1	1,2,4-Trichlorobenzene	6.5	U *3 vs	6.5	0.39	UJ
96-12-8	1,2-Dibromo-3-Chloropropane	6.5	U *3 vs	6.5	3.2	UJ
106-93-4	1,2-Dibromoethane	6.5	U vs	6.5	0.83	
95-50-1	1,2-Dichlorobenzene	6.5	U *3 vs	6.5	0.51	UJ
107-06-2	1,2-Dichloroethane	6.5	U vs	6.5	0.32	
78-87-5	1,2-Dichloropropane	6.5	U vs	6.5	3.2	
541-73-1	1,3-Dichlorobenzene	6.5	U *3 vs	6.5	0.33	UJ
106-46-7	1,4-Dichlorobenzene	6.5	U *3 vs	6.5	0.90	UJ
78-93-3	2-Butanone (MEK)	32	U vs	32	2.4	
591-78-6	2-Hexanone	32	U vs	32	3.2	
108-10-1	4-Methyl-2-pentanone (MIBK)	32	U vs	32	2.1	
67-64-1	Acetone	32	U vs	32	5.4	
71-43-2	Benzene	6.5	U vs	6.5	0.32	
75-27-4	Bromodichloromethane	6.5	U vs	6.5	0.87	
75-25-2	Bromoform	6.5	U vs	6.5	3.2	
74-83-9	Bromomethane	6.5	U vs	6.5	0.58	
75-15-0	Carbon disulfide	6.5	U vs	6.5	3.2	
56-23-5	Carbon tetrachloride	6.5	U vs	6.5	0.63	
108-90-7	Chlorobenzene	6.5	U vs	6.5	0.85	
75-00-3	Chloroethane	6.5	U vs	6.5	1.5	
67-66-3	Chloroform	6.5	U vs	6.5	0.40	
74-87-3	Chloromethane	6.5	U vs	6.5	0.39	
156-59-2	cis-1,2-Dichloroethene	6.5	U vs	6.5	0.83	
10061-01-5	cis-1,3-Dichloropropene	6.5	U vs	6.5	0.93	

MKP 8/23/2022

FORM I
GC/MS VOA ORGANICS ANALYSIS DATA SHEET

Lab Name: Eurofins Buffalo | Job No.: 480-199966-1

SDG No.:

Client Sample ID: B12 | Lab Sample ID: 480-199966-5

Matrix: Solid | Lab File ID: M04826.D

Analysis Method: 8260C | Date Collected: 07/20/2022 10:30

Sample wt/vol: 5.19(g) | Date Analyzed: 07/24/2022 22:23

Soil Aliquot Vol: | Dilution Factor: 1

Soil Extract Vol.: | GC Column: ZB-624 (30) VOA ID: 0.25(mm)

Purge Volume: 5.0(mL) | Heated Purge: (Y/N) Y pH:

% Moisture: 25.4 % Solids: 74.6 | Level: (low/med) Low

Analysis Batch No.: 634675 | Units: ug/Kg

CAS NO.	COMPOUND NAME	RESULT	Q	RL	MDL	
110-82-7	Cyclohexane	6.5	U vs	6.5	0.90	
124-48-1	Dibromochloromethane	6.5	U vs	6.5	0.83	
75-71-8	Dichlorodifluoromethane	6.5	U vs	6.5	0.53	UJ
100-41-4	Ethylbenzene	6.5	U vs	6.5	0.45	
98-82-8	Isopropylbenzene	6.5	U *3 vs	6.5	0.97	UJ
79-20-9	Methyl acetate	32	U vs	32	3.9	
1634-04-4	Methyl tert-butyl ether	6.5	U vs	6.5	0.63	
108-87-2	Methylcyclohexane	6.5	U vs	6.5	0.98	
75-09-2	Methylene Chloride	6.5	U vs	6.5	3.0	
100-42-5	Styrene	6.5	U vs	6.5	0.32	
127-18-4	Tetrachloroethene	6.5	U vs	6.5	0.87	
108-88-3	Toluene	6.5	U vs	6.5	0.49	
156-60-5	trans-1,2-Dichloroethene	6.5	U vs	6.5	0.67	
10061-02-6	trans-1,3-Dichloropropene	6.5	U vs	6.5	2.8	
79-01-6	Trichloroethene	6.5	U vs	6.5	1.4	
75-69-4	Trichlorofluoromethane	6.5	U vs	6.5	0.61	
75-01-4	Vinyl chloride	6.5	U vs	6.5	0.79	
1330-20-7	Xylenes, Total	13	U vs	13	1.1	

CAS NO.	SURROGATE	%REC	Q	LIMITS
17060-07-0	1,2-Dichloroethane-d4 (Surr)	100		64-126
460-00-4	4-Bromofluorobenzene (Surr)	83		72-126
1868-53-7	Dibromofluoromethane (Surr)	103		60-140
2037-26-5	Toluene-d8 (Surr)	102		71-125

MKP 8/23/2022

FORM I
GC/MS VOA ORGANICS ANALYSIS DATA SHEET

Lab Name: Eurofins Buffalo | Job No.: 480-199966-1

SDG No.:

Client Sample ID: B13 | Lab Sample ID: 480-199966-6

Matrix: Solid | Lab File ID: M04827.D

Analysis Method: 8260C | Date Collected: 07/20/2022 10:30

Sample wt/vol: 5.02(g) | Date Analyzed: 07/24/2022 22:47

Soil Aliquot Vol: | Dilution Factor: 1

Soil Extract Vol.: | GC Column: ZB-624 (30) VOA ID: 0.25(mm)

Purge Volume: 5.0(mL) | Heated Purge: (Y/N) Y pH:

% Moisture: 26.7 % Solids: 73.3 | Level: (low/med) Low

Analysis Batch No.: 634675 | Units: ug/Kg

CAS NO.	COMPOUND NAME	RESULT	Q	RL	MDL	
71-55-6	1,1,1-Trichloroethane	6.8	U vs	6.8	0.49	
79-34-5	1,1,2,2-Tetrachloroethane	6.8	U vs	6.8	1.1	
76-13-1	1,1,2-Trichloro-1,2,2-trifluoroethane	6.8	U vs	6.8	1.5	
79-00-5	1,1,2-Trichloroethane	6.8	U vs	6.8	0.88	
75-34-3	1,1-Dichloroethane	6.8	U vs	6.8	0.83	
75-35-4	1,1-Dichloroethene	6.8	U vs	6.8	0.83	
120-82-1	1,2,4-Trichlorobenzene	6.8	U vs	6.8	0.41	
96-12-8	1,2-Dibromo-3-Chloropropane	6.8	U vs	6.8	3.4	
106-93-4	1,2-Dibromoethane	6.8	U vs	6.8	0.87	
95-50-1	1,2-Dichlorobenzene	6.8	U vs	6.8	0.53	
107-06-2	1,2-Dichloroethane	6.8	U vs	6.8	0.34	
78-87-5	1,2-Dichloropropane	6.8	U vs	6.8	3.4	
541-73-1	1,3-Dichlorobenzene	6.8	U vs	6.8	0.35	
106-46-7	1,4-Dichlorobenzene	6.8	U vs	6.8	0.95	
78-93-3	2-Butanone (MEK)	34	U vs	34	2.5	
591-78-6	2-Hexanone	34	U vs	34	3.4	
108-10-1	4-Methyl-2-pentanone (MIBK)	34	U vs	34	2.2	
67-64-1	Acetone	34	U vs	34	5.7	
71-43-2	Benzene	6.8	U vs	6.8	0.33	
75-27-4	Bromodichloromethane	6.8	U vs	6.8	0.91	
75-25-2	Bromoform	6.8	U vs	6.8	3.4	
74-83-9	Bromomethane	6.8	U vs	6.8	0.61	
75-15-0	Carbon disulfide	6.8	U vs	6.8	3.4	
56-23-5	Carbon tetrachloride	6.8	U vs	6.8	0.66	
108-90-7	Chlorobenzene	6.8	U vs	6.8	0.90	
75-00-3	Chloroethane	6.8	U vs	6.8	1.5	
67-66-3	Chloroform	6.8	U vs	6.8	0.42	
74-87-3	Chloromethane	6.8	U vs	6.8	0.41	
156-59-2	cis-1,2-Dichloroethene	6.8	U vs	6.8	0.87	
10061-01-5	cis-1,3-Dichloropropene	6.8	U vs	6.8	0.98	
110-82-7	Cyclohexane	6.8	U vs	6.8	0.95	
124-48-1	Dibromochloromethane	6.8	U vs	6.8	0.87	
75-71-8	Dichlorodifluoromethane	6.8	U vs	6.8	0.56	UJ

MKP 8/23/2022

FORM I
GC/MS VOA ORGANICS ANALYSIS DATA SHEET

Lab Name: Eurofins Buffalo
Job No.: 480-199966-1
SDG No.:
Client Sample ID: B13
Lab Sample ID: 480-199966-6
Matrix: Solid
Lab File ID: M04827.D
Analysis Method: 8260C
Date Collected: 07/20/2022 10:30
Sample wt/vol: 5.02(g)
Date Analyzed: 07/24/2022 22:47
Soil Aliquot Vol:
Dilution Factor: 1
Soil Extract Vol.:
GC Column: ZB-624 (30) VOA ID: 0.25(mm)
Purge Volume: 5.0(mL)
Heated Purge: (Y/N) Y pH:
% Moisture: 26.7 % Solids: 73.3
Level: (low/med) Low
Analysis Batch No.: 634675
Units: ug/Kg

CAS NO.	COMPOUND NAME	RESULT	Q	RL	MDL
100-41-4	Ethylbenzene	6.8	U vs	6.8	0.47
98-82-8	Isopropylbenzene	6.8	U vs	6.8	1.0
79-20-9	Methyl acetate	34	U vs	34	4.1
1634-04-4	Methyl tert-butyl ether	6.8	U vs	6.8	0.67
108-87-2	Methylcyclohexane	6.8	U vs	6.8	1.0
75-09-2	Methylene Chloride	6.8	U vs	6.8	3.1
100-42-5	Styrene	6.8	U vs	6.8	0.34
127-18-4	Tetrachloroethene	6.8	U vs	6.8	0.91
108-88-3	Toluene	6.8	U vs	6.8	0.51
156-60-5	trans-1,2-Dichloroethene	6.8	U vs	6.8	0.70
10061-02-6	trans-1,3-Dichloropropene	6.8	U vs	6.8	3.0
79-01-6	Trichloroethene	6.8	U vs	6.8	1.5
75-69-4	Trichlorofluoromethane	6.8	U vs	6.8	0.64
75-01-4	Vinyl chloride	6.8	U vs	6.8	0.83
1330-20-7	Xylenes, Total	14	U vs	14	1.1

CAS NO.	SURROGATE	%REC	Q	LIMITS
17060-07-0	1,2-Dichloroethane-d4 (Surr)	107		64-126
460-00-4	4-Bromofluorobenzene (Surr)	90		72-126
1868-53-7	Dibromofluoromethane (Surr)	106		60-140
2037-26-5	Toluene-d8 (Surr)	96		71-125

FORM I
GC/MS VOA ORGANICS ANALYSIS DATA SHEET

Lab Name: Eurofins Buffalo | Job No.: 480-199966-1

SDG No.:

Client Sample ID: B14 | Lab Sample ID: 480-199966-7

Matrix: Solid | Lab File ID: M04828.D

Analysis Method: 8260C | Date Collected: 07/20/2022 10:30

Sample wt/vol: 5.11(g) | Date Analyzed: 07/24/2022 23:11

Soil Aliquot Vol: | Dilution Factor: 1

Soil Extract Vol.: | GC Column: ZB-624 (30) VOA ID: 0.25(mm)

Purge Volume: 5.0(mL) | Heated Purge: (Y/N) Y pH:

% Moisture: 22.6 % Solids: 77.4 | Level: (low/med) Low

Analysis Batch No.: 634675 | Units: ug/Kg

CAS NO.	COMPOUND NAME	RESULT	Q	RL	MDL	
71-55-6	1,1,1-Trichloroethane	6.3	U vs	6.3	0.46	
79-34-5	1,1,2,2-Tetrachloroethane	6.3	U vs	6.3	1.0	
76-13-1	1,1,2-Trichloro-1,2,2-trifluoroethane	6.3	U vs	6.3	1.4	
79-00-5	1,1,2-Trichloroethane	6.3	U vs	6.3	0.82	
75-34-3	1,1-Dichloroethane	6.3	U vs	6.3	0.77	
75-35-4	1,1-Dichloroethene	6.3	U vs	6.3	0.77	
120-82-1	1,2,4-Trichlorobenzene	6.3	U vs	6.3	0.38	
96-12-8	1,2-Dibromo-3-Chloropropane	6.3	U vs	6.3	3.2	
106-93-4	1,2-Dibromoethane	6.3	U vs	6.3	0.81	
95-50-1	1,2-Dichlorobenzene	6.3	U vs	6.3	0.49	
107-06-2	1,2-Dichloroethane	6.3	U vs	6.3	0.32	
78-87-5	1,2-Dichloropropane	6.3	U vs	6.3	3.2	
541-73-1	1,3-Dichlorobenzene	6.3	U vs	6.3	0.33	
106-46-7	1,4-Dichlorobenzene	6.3	U vs	6.3	0.89	
78-93-3	2-Butanone (MEK)	32	U vs	32	2.3	
591-78-6	2-Hexanone	32	U vs	32	3.2	
108-10-1	4-Methyl-2-pentanone (MIBK)	32	U vs	32	2.1	
67-64-1	Acetone	35	vs	32	5.3	
71-43-2	Benzene	6.3	U vs	6.3	0.31	
75-27-4	Bromodichloromethane	6.3	U vs	6.3	0.85	
75-25-2	Bromoform	6.3	U vs	6.3	3.2	
74-83-9	Bromomethane	6.3	U vs	6.3	0.57	
75-15-0	Carbon disulfide	6.3	U vs	6.3	3.2	
56-23-5	Carbon tetrachloride	6.3	U vs	6.3	0.61	
108-90-7	Chlorobenzene	6.3	U vs	6.3	0.83	
75-00-3	Chloroethane	6.3	U vs	6.3	1.4	
67-66-3	Chloroform	6.3	U vs	6.3	0.39	
74-87-3	Chloromethane	6.3	U vs	6.3	0.38	
156-59-2	cis-1,2-Dichloroethene	6.3	U vs	6.3	0.81	
10061-01-5	cis-1,3-Dichloropropene	6.3	U vs	6.3	0.91	
110-82-7	Cyclohexane	6.3	U vs	6.3	0.89	
124-48-1	Dibromochloromethane	6.3	U vs	6.3	0.81	
75-71-8	Dichlorodifluoromethane	6.3	U vs	6.3	0.52	UJ

MKP 8/23/2022

FORM I
GC/MS VOA ORGANICS ANALYSIS DATA SHEET

Lab Name: Eurofins Buffalo
Job No.: 480-199966-1
SDG No.:
Client Sample ID: B14
Lab Sample ID: 480-199966-7
Matrix: Solid
Lab File ID: M04828.D
Analysis Method: 8260C
Date Collected: 07/20/2022 10:30
Sample wt/vol: 5.11(g)
Date Analyzed: 07/24/2022 23:11
Soil Aliquot Vol:
Dilution Factor: 1
Soil Extract Vol.:
GC Column: ZB-624 (30) VOA ID: 0.25(mm)
Purge Volume: 5.0(mL)
Heated Purge: (Y/N) Y pH:
% Moisture: 22.6 % Solids: 77.4
Level: (low/med) Low
Analysis Batch No.: 634675
Units: ug/Kg

CAS NO.	COMPOUND NAME	RESULT	Q	RL	MDL
100-41-4	Ethylbenzene	6.3	U vs	6.3	0.44
98-82-8	Isopropylbenzene	6.3	U vs	6.3	0.95
79-20-9	Methyl acetate	32	U vs	32	3.8
1634-04-4	Methyl tert-butyl ether	6.3	U vs	6.3	0.62
108-87-2	Methylcyclohexane	6.3	U vs	6.3	0.96
75-09-2	Methylene Chloride	6.3	U vs	6.3	2.9
100-42-5	Styrene	6.3	U vs	6.3	0.32
127-18-4	Tetrachloroethene	6.3	U vs	6.3	0.85
108-88-3	Toluene	6.3	U vs	6.3	0.48
156-60-5	trans-1,2-Dichloroethene	6.3	U vs	6.3	0.65
10061-02-6	trans-1,3-Dichloropropene	6.3	U vs	6.3	2.8
79-01-6	Trichloroethene	6.3	U vs	6.3	1.4
75-69-4	Trichlorofluoromethane	6.3	U vs	6.3	0.60
75-01-4	Vinyl chloride	6.3	U vs	6.3	0.77
1330-20-7	Xylenes, Total	13	U vs	13	1.1

CAS NO.	SURROGATE	%REC	Q	LIMITS
17060-07-0	1,2-Dichloroethane-d4 (Surr)	97		64-126
460-00-4	4-Bromofluorobenzene (Surr)	85		72-126
1868-53-7	Dibromofluoromethane (Surr)	102		60-140
2037-26-5	Toluene-d8 (Surr)	98		71-125

FORM I
GC/MS VOA ORGANICS ANALYSIS DATA SHEET

Lab Name: Eurofins Buffalo | Job No.: 480-199966-1

SDG No.:

Client Sample ID: B15 | Lab Sample ID: 480-199966-8

Matrix: Solid | Lab File ID: M04829.D

Analysis Method: 8260C | Date Collected: 07/20/2022 10:30

Sample wt/vol: 5.08(g) | Date Analyzed: 07/24/2022 23:36

Soil Aliquot Vol: | Dilution Factor: 1

Soil Extract Vol.: | GC Column: ZB-624 (30) VOA ID: 0.25(mm)

Purge Volume: 5.0(mL) | Heated Purge: (Y/N) Y pH:

% Moisture: 4.9 % Solids: 95.1 | Level: (low/med) Low

Analysis Batch No.: 634675 | Units: ug/Kg

CAS NO.	COMPOUND NAME	RESULT	Q	RL	MDL	
71-55-6	1,1,1-Trichloroethane	5.2	U vs	5.2	0.38	
79-34-5	1,1,2,2-Tetrachloroethane	5.2	U vs	5.2	0.84	
76-13-1	1,1,2-Trichloro-1,2,2-trifluoroethane	5.2	U vs	5.2	1.2	
79-00-5	1,1,2-Trichloroethane	5.2	U vs	5.2	0.67	
75-34-3	1,1-Dichloroethane	5.2	U vs	5.2	0.63	
75-35-4	1,1-Dichloroethene	5.2	U vs	5.2	0.63	
120-82-1	1,2,4-Trichlorobenzene	5.2	U vs	5.2	0.31	
96-12-8	1,2-Dibromo-3-Chloropropane	5.2	U vs	5.2	2.6	
106-93-4	1,2-Dibromoethane	5.2	U vs	5.2	0.66	
95-50-1	1,2-Dichlorobenzene	5.2	U vs	5.2	0.40	
107-06-2	1,2-Dichloroethane	5.2	U vs	5.2	0.26	
78-87-5	1,2-Dichloropropane	5.2	U vs	5.2	2.6	
541-73-1	1,3-Dichlorobenzene	5.2	U vs	5.2	0.27	
106-46-7	1,4-Dichlorobenzene	5.2	U vs	5.2	0.72	
78-93-3	2-Butanone (MEK)	26	U vs	26	1.9	
591-78-6	2-Hexanone	26	U vs	26	2.6	
108-10-1	4-Methyl-2-pentanone (MIBK)	26	U vs	26	1.7	
67-64-1	Acetone	26	U vs	26	4.4	
71-43-2	Benzene	5.2	U vs	5.2	0.25	
75-27-4	Bromodichloromethane	5.2	U vs	5.2	0.69	
75-25-2	Bromoform	5.2	U vs	5.2	2.6	
74-83-9	Bromomethane	5.2	U vs	5.2	0.47	
75-15-0	Carbon disulfide	5.2	U vs	5.2	2.6	
56-23-5	Carbon tetrachloride	5.2	U vs	5.2	0.50	
108-90-7	Chlorobenzene	5.2	U vs	5.2	0.68	
75-00-3	Chloroethane	5.2	U vs	5.2	1.2	
67-66-3	Chloroform	5.2	U vs	5.2	0.32	
74-87-3	Chloromethane	5.2	U vs	5.2	0.31	
156-59-2	cis-1,2-Dichloroethene	5.2	U vs	5.2	0.66	
10061-01-5	cis-1,3-Dichloropropene	5.2	U vs	5.2	0.75	
110-82-7	Cyclohexane	5.2	U vs	5.2	0.72	
124-48-1	Dibromochloromethane	5.2	U vs	5.2	0.66	
75-71-8	Dichlorodifluoromethane	5.2	U vs	5.2	0.43	UJ

MKP 8/23/2022

FORM I
GC/MS VOA ORGANICS ANALYSIS DATA SHEET

Lab Name: Eurofins Buffalo
Job No.: 480-199966-1
SDG No.:
Client Sample ID: B15
Lab Sample ID: 480-199966-8
Matrix: Solid
Lab File ID: M04829.D
Analysis Method: 8260C
Date Collected: 07/20/2022 10:30
Sample wt/vol: 5.08(g)
Date Analyzed: 07/24/2022 23:36
Soil Aliquot Vol:
Dilution Factor: 1
Soil Extract Vol.:
GC Column: ZB-624 (30) VOA ID: 0.25(mm)
Purge Volume: 5.0(mL)
Heated Purge: (Y/N) Y pH:
% Moisture: 4.9 % Solids: 95.1
Level: (low/med) Low
Analysis Batch No.: 634675
Units: ug/Kg

CAS NO.	COMPOUND NAME	RESULT	Q	RL	MDL
100-41-4	Ethylbenzene	5.2	U vs	5.2	0.36
98-82-8	Isopropylbenzene	5.2	U vs	5.2	0.78
79-20-9	Methyl acetate	26	U vs	26	3.1
1634-04-4	Methyl tert-butyl ether	5.2	U vs	5.2	0.51
108-87-2	Methylcyclohexane	5.2	U vs	5.2	0.79
75-09-2	Methylene Chloride	5.2	U vs	5.2	2.4
100-42-5	Styrene	5.2	U vs	5.2	0.26
127-18-4	Tetrachloroethene	5.2	U vs	5.2	0.69
108-88-3	Toluene	0.42	J vs	5.2	0.39
156-60-5	trans-1,2-Dichloroethene	5.2	U vs	5.2	0.53
10061-02-6	trans-1,3-Dichloropropene	5.2	U vs	5.2	2.3
79-01-6	Trichloroethene	5.2	U vs	5.2	1.1
75-69-4	Trichlorofluoromethane	5.2	U vs	5.2	0.49
75-01-4	Vinyl chloride	5.2	U vs	5.2	0.63
1330-20-7	Xylenes, Total	10	U vs	10	0.87

CAS NO.	SURROGATE	%REC	Q	LIMITS
17060-07-0	1,2-Dichloroethane-d4 (Surr)	99		64-126
460-00-4	4-Bromofluorobenzene (Surr)	88		72-126
1868-53-7	Dibromofluoromethane (Surr)	102		60-140
2037-26-5	Toluene-d8 (Surr)	95		71-125

FORM I
GC/MS VOA ORGANICS ANALYSIS DATA SHEET

Lab Name: Eurofins Buffalo | Job No.: 480-199966-1

SDG No.:

Client Sample ID: B30 | Lab Sample ID: 480-199966-9

Matrix: Solid | Lab File ID: M04810.D

Analysis Method: 8260C | Date Collected: 07/20/2022 10:30

Sample wt/vol: 5.05(g) | Date Analyzed: 07/22/2022 04:20

Soil Aliquot Vol: | Dilution Factor: 1

Soil Extract Vol.: | GC Column: ZB-624 (30) VOA ID: 0.25(mm)

Purge Volume: 5.0(mL) | Heated Purge: (Y/N) Y pH:

% Moisture: 5.9 % Solids: 94.1 | Level: (low/med) Low

Analysis Batch No.: 634495 | Units: ug/Kg

CAS NO.	COMPOUND NAME	RESULT	Q	RL	MDL	
71-55-6	1,1,1-Trichloroethane	5.3	U vs	5.3	0.38	
79-34-5	1,1,2,2-Tetrachloroethane	5.3	U vs	5.3	0.85	
76-13-1	1,1,2-Trichloro-1,2,2-trifluoroethane	5.3	U vs	5.3	1.2	
79-00-5	1,1,2-Trichloroethane	5.3	U vs	5.3	0.68	
75-34-3	1,1-Dichloroethane	5.3	U vs	5.3	0.64	
75-35-4	1,1-Dichloroethene	5.3	U vs	5.3	0.64	
120-82-1	1,2,4-Trichlorobenzene	5.3	U vs	5.3	0.32	
96-12-8	1,2-Dibromo-3-Chloropropane	5.3	U vs	5.3	2.6	
106-93-4	1,2-Dibromoethane	5.3	U vs	5.3	0.68	
95-50-1	1,2-Dichlorobenzene	5.3	U vs	5.3	0.41	
107-06-2	1,2-Dichloroethane	5.3	U vs	5.3	0.26	
78-87-5	1,2-Dichloropropane	5.3	U vs	5.3	2.6	
541-73-1	1,3-Dichlorobenzene	5.3	U vs	5.3	0.27	
106-46-7	1,4-Dichlorobenzene	5.3	U vs	5.3	0.74	
78-93-3	2-Butanone (MEK)	26	U vs	26	1.9	
591-78-6	2-Hexanone	26	U vs	26	2.6	
108-10-1	4-Methyl-2-pentanone (MIBK)	26	U vs	26	1.7	
67-64-1	Acetone	26	U vs	26	4.4	
71-43-2	Benzene	5.3	U vs	5.3	0.26	
75-27-4	Bromodichloromethane	5.3	U vs	5.3	0.70	
75-25-2	Bromoform	5.3	U vs	5.3	2.6	
74-83-9	Bromomethane	5.3	U vs	5.3	0.47	
75-15-0	Carbon disulfide	5.3	U vs	5.3	2.6	
56-23-5	Carbon tetrachloride	5.3	U vs	5.3	0.51	
108-90-7	Chlorobenzene	5.3	U vs	5.3	0.69	
75-00-3	Chloroethane	5.3	U vs	5.3	1.2	
67-66-3	Chloroform	5.3	U vs	5.3	0.33	
74-87-3	Chloromethane	5.3	U vs	5.3	0.32	
156-59-2	cis-1,2-Dichloroethene	5.3	U vs	5.3	0.67	
10061-01-5	cis-1,3-Dichloropropene	5.3	U vs	5.3	0.76	
110-82-7	Cyclohexane	5.3	U vs	5.3	0.74	
124-48-1	Dibromochloromethane	5.3	U vs	5.3	0.67	
75-71-8	Dichlorodifluoromethane	5.3	U vs	5.3	0.43	UJ

MKP 8/23/2022

FORM I
GC/MS VOA ORGANICS ANALYSIS DATA SHEET

Lab Name: Eurofins Buffalo
Job No.: 480-199966-1
SDG No.:
Client Sample ID: B30
Lab Sample ID: 480-199966-9
Matrix: Solid
Lab File ID: M04810.D
Analysis Method: 8260C
Date Collected: 07/20/2022 10:30
Sample wt/vol: 5.05(g)
Date Analyzed: 07/22/2022 04:20
Soil Aliquot Vol:
Dilution Factor: 1
Soil Extract Vol.:
GC Column: ZB-624 (30) VOA ID: 0.25(mm)
Purge Volume: 5.0(mL)
Heated Purge: (Y/N) Y pH:
% Moisture: 5.9 % Solids: 94.1
Level: (low/med) Low
Analysis Batch No.: 634495
Units: ug/Kg

CAS NO.	COMPOUND NAME	RESULT	Q	RL	MDL
100-41-4	Ethylbenzene	5.3	U vs	5.3	0.36
98-82-8	Isopropylbenzene	5.3	U vs	5.3	0.79
79-20-9	Methyl acetate	26	U vs	26	3.2
1634-04-4	Methyl tert-butyl ether	5.3	U vs	5.3	0.52
108-87-2	Methylcyclohexane	5.3	U vs	5.3	0.80
75-09-2	Methylene Chloride	5.3	U vs	5.3	2.4
100-42-5	Styrene	5.3	U vs	5.3	0.26
127-18-4	Tetrachloroethene	5.3	U vs	5.3	0.71
108-88-3	Toluene	5.3	U vs	5.3	0.40
156-60-5	trans-1,2-Dichloroethene	5.3	U vs	5.3	0.54
10061-02-6	trans-1,3-Dichloropropene	5.3	U vs	5.3	2.3
79-01-6	Trichloroethene	5.3	U vs	5.3	1.2
75-69-4	Trichlorofluoromethane	5.3	U vs	5.3	0.50
75-01-4	Vinyl chloride	5.3	U vs	5.3	0.64
1330-20-7	Xylenes, Total	11	U vs	11	0.88

CAS NO.	SURROGATE	%REC	Q	LIMITS
17060-07-0	1,2-Dichloroethane-d4 (Surr)	100		64-126
460-00-4	4-Bromofluorobenzene (Surr)	86		72-126
1868-53-7	Dibromofluoromethane (Surr)	100		60-140
2037-26-5	Toluene-d8 (Surr)	97		71-125

FORM I
GC/MS VOA ORGANICS ANALYSIS DATA SHEET

Lab Name: Eurofins Buffalo | Job No.: 480-199966-1

SDG No.:

Client Sample ID: B40 | Lab Sample ID: 480-199966-10

Matrix: Solid | Lab File ID: M04811.D

Analysis Method: 8260C | Date Collected: 07/20/2022 10:30

Sample wt/vol: 5.09(g) | Date Analyzed: 07/22/2022 04:44

Soil Aliquot Vol: | Dilution Factor: 1

Soil Extract Vol.: | GC Column: ZB-624 (30) VOA ID: 0.25(mm)

Purge Volume: 5.0(mL) | Heated Purge: (Y/N) Y pH:

% Moisture: 25.3 % Solids: 74.7 | Level: (low/med) Low

Analysis Batch No.: 634495 | Units: ug/Kg

CAS NO.	COMPOUND NAME	RESULT	Q	RL	MDL	
71-55-6	1,1,1-Trichloroethane	6.6	U vs	6.6	0.48	
79-34-5	1,1,2,2-Tetrachloroethane	6.6	U vs	6.6	1.1	
76-13-1	1,1,2-Trichloro-1,2,2-trifluoroethane	6.6	U vs	6.6	1.5	
79-00-5	1,1,2-Trichloroethane	6.6	U vs	6.6	0.85	
75-34-3	1,1-Dichloroethane	6.6	U vs	6.6	0.80	
75-35-4	1,1-Dichloroethene	6.6	U vs	6.6	0.80	
120-82-1	1,2,4-Trichlorobenzene	6.6	U vs	6.6	0.40	
96-12-8	1,2-Dibromo-3-Chloropropane	6.6	U vs	6.6	3.3	
106-93-4	1,2-Dibromoethane	6.6	U vs	6.6	0.84	
95-50-1	1,2-Dichlorobenzene	6.6	U vs	6.6	0.51	
107-06-2	1,2-Dichloroethane	6.6	U vs	6.6	0.33	
78-87-5	1,2-Dichloropropane	6.6	U vs	6.6	3.3	
541-73-1	1,3-Dichlorobenzene	6.6	U vs	6.6	0.34	
106-46-7	1,4-Dichlorobenzene	6.6	U vs	6.6	0.92	
78-93-3	2-Butanone (MEK)	33	U vs	33	2.4	
591-78-6	2-Hexanone	33	U vs	33	3.3	
108-10-1	4-Methyl-2-pentanone (MIBK)	33	U vs	33	2.2	
67-64-1	Acetone	33	U vs	33	5.5	
71-43-2	Benzene	6.6	U vs	6.6	0.32	
75-27-4	Bromodichloromethane	6.6	U vs	6.6	0.88	
75-25-2	Bromoform	6.6	U vs	6.6	3.3	
74-83-9	Bromomethane	6.6	U vs	6.6	0.59	
75-15-0	Carbon disulfide	6.6	U vs	6.6	3.3	
56-23-5	Carbon tetrachloride	6.6	U vs	6.6	0.64	
108-90-7	Chlorobenzene	6.6	U vs	6.6	0.87	
75-00-3	Chloroethane	6.6	U vs	6.6	1.5	
67-66-3	Chloroform	6.6	U vs	6.6	0.41	
74-87-3	Chloromethane	6.6	U vs	6.6	0.40	
156-59-2	cis-1,2-Dichloroethene	6.6	U vs	6.6	0.84	
10061-01-5	cis-1,3-Dichloropropene	6.6	U vs	6.6	0.95	
110-82-7	Cyclohexane	6.6	U vs	6.6	0.92	
124-48-1	Dibromochloromethane	6.6	U vs	6.6	0.84	
75-71-8	Dichlorodifluoromethane	6.6	U vs	6.6	0.54	UJ

MKP 8/23/2022

FORM I
GC/MS VOA ORGANICS ANALYSIS DATA SHEET

Lab Name: Eurofins Buffalo
Job No.: 480-199966-1
SDG No.:
Client Sample ID: B40
Lab Sample ID: 480-199966-10
Matrix: Solid
Lab File ID: M04811.D
Analysis Method: 8260C
Date Collected: 07/20/2022 10:30
Sample wt/vol: 5.09(g)
Date Analyzed: 07/22/2022 04:44
Soil Aliquot Vol:
Dilution Factor: 1
Soil Extract Vol.:
GC Column: ZB-624 (30) VOA ID: 0.25(mm)
Purge Volume: 5.0(mL)
Heated Purge: (Y/N) Y pH:
% Moisture: 25.3 % Solids: 74.7
Level: (low/med) Low
Analysis Batch No.: 634495
Units: ug/Kg

CAS NO.	COMPOUND NAME	RESULT	Q	RL	MDL
100-41-4	Ethylbenzene	6.6	U vs	6.6	0.45
98-82-8	Isopropylbenzene	6.6	U vs	6.6	0.99
79-20-9	Methyl acetate	33	U vs	33	4.0
1634-04-4	Methyl tert-butyl ether	6.6	U vs	6.6	0.65
108-87-2	Methylcyclohexane	6.6	U vs	6.6	1.0
75-09-2	Methylene Chloride	6.6	U vs	6.6	3.0
100-42-5	Styrene	6.6	U vs	6.6	0.33
127-18-4	Tetrachloroethene	6.6	U vs	6.6	0.88
108-88-3	Toluene	6.6	U vs	6.6	0.50
156-60-5	trans-1,2-Dichloroethene	6.6	U vs	6.6	0.68
10061-02-6	trans-1,3-Dichloropropene	6.6	U vs	6.6	2.9
79-01-6	Trichloroethene	6.6	U vs	6.6	1.4
75-69-4	Trichlorofluoromethane	6.6	U vs	6.6	0.62
75-01-4	Vinyl chloride	6.6	U vs	6.6	0.80
1330-20-7	Xylenes, Total	13	U vs	13	1.1

CAS NO.	SURROGATE	%REC	Q	LIMITS
17060-07-0	1,2-Dichloroethane-d4 (Surr)	93		64-126
460-00-4	4-Bromofluorobenzene (Surr)	87		72-126
1868-53-7	Dibromofluoromethane (Surr)	94		60-140
2037-26-5	Toluene-d8 (Surr)	98		71-125

FORM I
GC/MS VOA ORGANICS ANALYSIS DATA SHEET

Lab Name: Eurofins Buffalo | Job No.: 480-199966-1

SDG No.:

Client Sample ID: B41 | Lab Sample ID: 480-199966-11

Matrix: Solid | Lab File ID: M04812.D

Analysis Method: 8260C | Date Collected: 07/20/2022 10:30

Sample wt/vol: 5.01(g) | Date Analyzed: 07/22/2022 05:09

Soil Aliquot Vol: | Dilution Factor: 1

Soil Extract Vol.: | GC Column: ZB-624 (30) VOA ID: 0.25(mm)

Purge Volume: 5.0(mL) | Heated Purge: (Y/N) Y pH:

% Moisture: 24.9 % Solids: 75.1 | Level: (low/med) Low

Analysis Batch No.: 634495 | Units: ug/Kg

CAS NO.	COMPOUND NAME	RESULT	Q	RL	MDL	
71-55-6	1,1,1-Trichloroethane	6.6	U vs	6.6	0.48	
79-34-5	1,1,2,2-Tetrachloroethane	6.6	U vs	6.6	1.1	
76-13-1	1,1,2-Trichloro-1,2,2-trifluoroethane	6.6	U vs	6.6	1.5	
79-00-5	1,1,2-Trichloroethane	6.6	U vs	6.6	0.86	
75-34-3	1,1-Dichloroethane	6.6	U vs	6.6	0.81	
75-35-4	1,1-Dichloroethene	6.6	U vs	6.6	0.81	
120-82-1	1,2,4-Trichlorobenzene	6.6	U vs	6.6	0.40	
96-12-8	1,2-Dibromo-3-Chloropropane	6.6	U vs	6.6	3.3	
106-93-4	1,2-Dibromoethane	6.6	U vs	6.6	0.85	
95-50-1	1,2-Dichlorobenzene	6.6	U vs	6.6	0.52	
107-06-2	1,2-Dichloroethane	6.6	U vs	6.6	0.33	
78-87-5	1,2-Dichloropropane	6.6	U vs	6.6	3.3	
541-73-1	1,3-Dichlorobenzene	6.6	U vs	6.6	0.34	
106-46-7	1,4-Dichlorobenzene	6.6	U vs	6.6	0.93	
78-93-3	2-Butanone (MEK)	33	U vs	33	2.4	
591-78-6	2-Hexanone	33	U vs	33	3.3	
108-10-1	4-Methyl-2-pentanone (MIBK)	33	U vs	33	2.2	
67-64-1	Acetone	33	U vs	33	5.6	
71-43-2	Benzene	6.6	U vs	6.6	0.33	
75-27-4	Bromodichloromethane	6.6	U vs	6.6	0.89	
75-25-2	Bromoform	6.6	U vs	6.6	3.3	
74-83-9	Bromomethane	6.6	U vs	6.6	0.60	
75-15-0	Carbon disulfide	6.6	U vs	6.6	3.3	
56-23-5	Carbon tetrachloride	6.6	U vs	6.6	0.64	
108-90-7	Chlorobenzene	6.6	U vs	6.6	0.88	
75-00-3	Chloroethane	6.6	U vs	6.6	1.5	
67-66-3	Chloroform	6.6	U vs	6.6	0.41	
74-87-3	Chloromethane	6.6	U vs	6.6	0.40	
156-59-2	cis-1,2-Dichloroethene	6.6	U vs	6.6	0.85	
10061-01-5	cis-1,3-Dichloropropene	6.6	U vs	6.6	0.96	
110-82-7	Cyclohexane	6.6	U vs	6.6	0.93	
124-48-1	Dibromochloromethane	6.6	U vs	6.6	0.85	
75-71-8	Dichlorodifluoromethane	6.6	U vs	6.6	0.55	UJ

MKP 8/23/2022

FORM I
GC/MS VOA ORGANICS ANALYSIS DATA SHEET

Lab Name: Eurofins Buffalo
Job No.: 480-199966-1
SDG No.:
Client Sample ID: B41
Lab Sample ID: 480-199966-11
Matrix: Solid
Lab File ID: M04812.D
Analysis Method: 8260C
Date Collected: 07/20/2022 10:30
Sample wt/vol: 5.01(g)
Date Analyzed: 07/22/2022 05:09
Soil Aliquot Vol:
Dilution Factor: 1
Soil Extract Vol.:
GC Column: ZB-624 (30) VOA ID: 0.25(mm)
Purge Volume: 5.0(mL)
Heated Purge: (Y/N) Y pH:
% Moisture: 24.9 % Solids: 75.1
Level: (low/med) Low
Analysis Batch No.: 634495
Units: ug/Kg

CAS NO.	COMPOUND NAME	RESULT	Q	RL	MDL
100-41-4	Ethylbenzene	6.6	U vs	6.6	0.46
98-82-8	Isopropylbenzene	6.6	U vs	6.6	1.0
79-20-9	Methyl acetate	33	U vs	33	4.0
1634-04-4	Methyl tert-butyl ether	6.6	U vs	6.6	0.65
108-87-2	Methylcyclohexane	6.6	U vs	6.6	1.0
75-09-2	Methylene Chloride	6.6	U vs	6.6	3.1
100-42-5	Styrene	6.6	U vs	6.6	0.33
127-18-4	Tetrachloroethene	6.6	U vs	6.6	0.89
108-88-3	Toluene	6.6	U vs	6.6	0.50
156-60-5	trans-1,2-Dichloroethene	6.6	U vs	6.6	0.69
10061-02-6	trans-1,3-Dichloropropene	6.6	U vs	6.6	2.9
79-01-6	Trichloroethene	6.6	U vs	6.6	1.5
75-69-4	Trichlorofluoromethane	6.6	U vs	6.6	0.63
75-01-4	Vinyl chloride	6.6	U vs	6.6	0.81
1330-20-7	Xylenes, Total	13	U vs	13	1.1

CAS NO.	SURROGATE	%REC	Q	LIMITS
17060-07-0	1,2-Dichloroethane-d4 (Surr)	96		64-126
460-00-4	4-Bromofluorobenzene (Surr)	86		72-126
1868-53-7	Dibromofluoromethane (Surr)	98		60-140
2037-26-5	Toluene-d8 (Surr)	99		71-125

FORM I
GC/MS VOA ORGANICS ANALYSIS DATA SHEET

Lab Name: Eurofins Buffalo | Job No.: 480-199966-1

SDG No.:

Client Sample ID: SIDEWALL-SOUTH #1 | Lab Sample ID: 480-199966-12

Matrix: Solid | Lab File ID: M04830.D

Analysis Method: 8260C | Date Collected: 07/20/2022 11:00

Sample wt/vol: 5.12(g) | Date Analyzed: 07/25/2022 00:00

Soil Aliquot Vol: | Dilution Factor: 1

Soil Extract Vol.: | GC Column: ZB-624 (30) VOA ID: 0.25(mm)

Purge Volume: 5.0(mL) | Heated Purge: (Y/N) Y pH:

% Moisture: 9.7 % Solids: 90.3 | Level: (low/med) Low

Analysis Batch No.: 634675 | Units: ug/Kg

CAS NO.	COMPOUND NAME	RESULT	Q	RL	MDL	
71-55-6	1,1,1-Trichloroethane	5.4	U vs	5.4	0.39	
79-34-5	1,1,2,2-Tetrachloroethane	5.4	U vs	5.4	0.88	
76-13-1	1,1,2-Trichloro-1,2,2-trifluoroethane	5.4	U vs	5.4	1.2	
79-00-5	1,1,2-Trichloroethane	5.4	U vs	5.4	0.70	
75-34-3	1,1-Dichloroethane	5.4	U vs	5.4	0.66	
75-35-4	1,1-Dichloroethene	5.4	U vs	5.4	0.66	
120-82-1	1,2,4-Trichlorobenzene	5.4	U vs	5.4	0.33	
96-12-8	1,2-Dibromo-3-Chloropropane	5.4	U vs	5.4	2.7	
106-93-4	1,2-Dibromoethane	5.4	U vs	5.4	0.69	
95-50-1	1,2-Dichlorobenzene	5.4	U vs	5.4	0.42	
107-06-2	1,2-Dichloroethane	5.4	U vs	5.4	0.27	
78-87-5	1,2-Dichloropropane	5.4	U vs	5.4	2.7	
541-73-1	1,3-Dichlorobenzene	5.4	U vs	5.4	0.28	
106-46-7	1,4-Dichlorobenzene	5.4	U vs	5.4	0.76	
78-93-3	2-Butanone (MEK)	27	U vs	27	2.0	
591-78-6	2-Hexanone	27	U vs	27	2.7	
108-10-1	4-Methyl-2-pentanone (MIBK)	27	U vs	27	1.8	
67-64-1	Acetone	27	U vs	27	4.6	
71-43-2	Benzene	5.4	U vs	5.4	0.26	
75-27-4	Bromodichloromethane	5.4	U vs	5.4	0.72	
75-25-2	Bromoform	5.4	U vs	5.4	2.7	
74-83-9	Bromomethane	5.4	U vs	5.4	0.49	
75-15-0	Carbon disulfide	5.4	U vs	5.4	2.7	
56-23-5	Carbon tetrachloride	5.4	U vs	5.4	0.52	
108-90-7	Chlorobenzene	5.4	U vs	5.4	0.71	
75-00-3	Chloroethane	5.4	U vs	5.4	1.2	
67-66-3	Chloroform	5.4	U vs	5.4	0.33	
74-87-3	Chloromethane	5.4	U vs	5.4	0.33	
156-59-2	cis-1,2-Dichloroethene	5.4	U vs	5.4	0.69	
10061-01-5	cis-1,3-Dichloropropene	5.4	U vs	5.4	0.78	
110-82-7	Cyclohexane	5.4	U vs	5.4	0.76	
124-48-1	Dibromochloromethane	5.4	U vs	5.4	0.69	
75-71-8	Dichlorodifluoromethane	5.4	U vs	5.4	0.45	UJ

MKP 8/23/2022

FORM I
GC/MS VOA ORGANICS ANALYSIS DATA SHEET

Lab Name: Eurofins Buffalo
Job No.: 480-199966-1
SDG No.:
Client Sample ID: SIDEWALL-SOUTH #1
Lab Sample ID: 480-199966-12
Matrix: Solid
Lab File ID: M04830.D
Analysis Method: 8260C
Date Collected: 07/20/2022 11:00
Sample wt/vol: 5.12(g)
Date Analyzed: 07/25/2022 00:00
Soil Aliquot Vol:
Dilution Factor: 1
Soil Extract Vol.:
GC Column: ZB-624 (30) VOA ID: 0.25(mm)
Purge Volume: 5.0(mL)
Heated Purge: (Y/N) Y pH:
% Moisture: 9.7 % Solids: 90.3
Level: (low/med) Low
Analysis Batch No.: 634675
Units: ug/Kg

CAS NO.	COMPOUND NAME	RESULT	Q	RL	MDL
100-41-4	Ethylbenzene	5.4	U vs	5.4	0.37
98-82-8	Isopropylbenzene	5.4	U vs	5.4	0.82
79-20-9	Methyl acetate	27	U vs	27	3.3
1634-04-4	Methyl tert-butyl ether	5.4	U vs	5.4	0.53
108-87-2	Methylcyclohexane	5.4	U vs	5.4	0.82
75-09-2	Methylene Chloride	5.4	U vs	5.4	2.5
100-42-5	Styrene	5.4	U vs	5.4	0.27
127-18-4	Tetrachloroethene	5.4	U vs	5.4	0.73
108-88-3	Toluene	5.4	U vs	5.4	0.41
156-60-5	trans-1,2-Dichloroethene	5.4	U vs	5.4	0.56
10061-02-6	trans-1,3-Dichloropropene	5.4	U vs	5.4	2.4
79-01-6	Trichloroethene	5.4	U vs	5.4	1.2
75-69-4	Trichlorofluoromethane	5.4	U vs	5.4	0.51
75-01-4	Vinyl chloride	5.4	U vs	5.4	0.66
1330-20-7	Xylenes, Total	11	U vs	11	0.91

CAS NO.	SURROGATE	%REC	Q	LIMITS
17060-07-0	1,2-Dichloroethane-d4 (Surr)	101		64-126
460-00-4	4-Bromofluorobenzene (Surr)	83		72-126
1868-53-7	Dibromofluoromethane (Surr)	106		60-140
2037-26-5	Toluene-d8 (Surr)	100		71-125

FORM I
GC/MS VOA ORGANICS ANALYSIS DATA SHEET

Lab Name: Eurofins Buffalo | Job No.: 480-199966-1

SDG No.:

Client Sample ID: SIDEWALL-SOUTH #2 | Lab Sample ID: 480-199966-13

Matrix: Solid | Lab File ID: M04831.D

Analysis Method: 8260C | Date Collected: 07/20/2022 11:00

Sample wt/vol: 5.04(g) | Date Analyzed: 07/25/2022 00:24

Soil Aliquot Vol: | Dilution Factor: 1

Soil Extract Vol.: | GC Column: ZB-624 (30) VOA ID: 0.25(mm)

Purge Volume: 5.0(mL) | Heated Purge: (Y/N) Y pH:

% Moisture: 12.7 % Solids: 87.3 | Level: (low/med) Low

Analysis Batch No.: 634675 | Units: ug/Kg

CAS NO.	COMPOUND NAME	RESULT	Q	RL	MDL	
71-55-6	1,1,1-Trichloroethane	5.7	U vs	5.7	0.41	
79-34-5	1,1,2,2-Tetrachloroethane	5.7	U vs	5.7	0.92	
76-13-1	1,1,2-Trichloro-1,2,2-trifluoroethane	5.7	U vs	5.7	1.3	
79-00-5	1,1,2-Trichloroethane	5.7	U vs	5.7	0.74	
75-34-3	1,1-Dichloroethane	5.7	U vs	5.7	0.69	
75-35-4	1,1-Dichloroethene	5.7	U vs	5.7	0.70	
120-82-1	1,2,4-Trichlorobenzene	5.7	U F1 F2 vs	5.7	0.35	UJ
96-12-8	1,2-Dibromo-3-Chloropropane	5.7	U F1 F2 vs	5.7	2.8	UJ
106-93-4	1,2-Dibromoethane	5.7	U vs	5.7	0.73	
95-50-1	1,2-Dichlorobenzene	5.7	U vs	5.7	0.44	
107-06-2	1,2-Dichloroethane	5.7	U vs	5.7	0.29	
78-87-5	1,2-Dichloropropane	5.7	U vs	5.7	2.8	
541-73-1	1,3-Dichlorobenzene	5.7	U vs	5.7	0.29	
106-46-7	1,4-Dichlorobenzene	5.7	U vs	5.7	0.80	
78-93-3	2-Butanone (MEK)	28	U F1 vs	28	2.1	UJ
591-78-6	2-Hexanone	28	U vs	28	2.8	
108-10-1	4-Methyl-2-pentanone (MIBK)	28	U vs	28	1.9	
67-64-1	Acetone	28	U vs	28	4.8	
71-43-2	Benzene	5.7	U vs	5.7	0.28	
75-27-4	Bromodichloromethane	5.7	U vs	5.7	0.76	
75-25-2	Bromoform	5.7	U vs	5.7	2.8	
74-83-9	Bromomethane	5.7	U vs	5.7	0.51	
75-15-0	Carbon disulfide	5.7	U vs	5.7	2.8	
56-23-5	Carbon tetrachloride	5.7	U vs	5.7	0.55	
108-90-7	Chlorobenzene	5.7	U vs	5.7	0.75	
75-00-3	Chloroethane	5.7	U vs	5.7	1.3	
67-66-3	Chloroform	0.36	J vs	5.7	0.35	
74-87-3	Chloromethane	5.7	U vs	5.7	0.34	
156-59-2	cis-1,2-Dichloroethene	5.7	U vs	5.7	0.73	
10061-01-5	cis-1,3-Dichloropropene	5.7	U F1 vs	5.7	0.82	UJ
110-82-7	Cyclohexane	5.7	U vs	5.7	0.80	

MKP 8/23/2022

FORM I
GC/MS VOA ORGANICS ANALYSIS DATA SHEET

Lab Name: Eurofins Buffalo | Job No.: 480-199966-1

SDG No.:

Client Sample ID: SIDEWALL-SOUTH #2 | Lab Sample ID: 480-199966-13

Matrix: Solid | Lab File ID: M04831.D

Analysis Method: 8260C | Date Collected: 07/20/2022 11:00

Sample wt/vol: 5.04(g) | Date Analyzed: 07/25/2022 00:24

Soil Aliquot Vol: | Dilution Factor: 1

Soil Extract Vol.: | GC Column: ZB-624 (30) VOA ID: 0.25(mm)

Purge Volume: 5.0(mL) | Heated Purge: (Y/N) Y pH:

% Moisture: 12.7 % Solids: 87.3 | Level: (low/med) Low

Analysis Batch No.: 634675 | Units: ug/Kg

CAS NO.	COMPOUND NAME	RESULT	Q	RL	MDL	
124-48-1	Dibromochloromethane	5.7	U vs	5.7	0.73	
75-71-8	Dichlorodifluoromethane	5.7	U vs	5.7	0.47	UJ
100-41-4	Ethylbenzene	5.7	U vs	5.7	0.39	
98-82-8	Isopropylbenzene	5.7	U F1 vs	5.7	0.86	
79-20-9	Methyl acetate	28	U vs	28	3.4	
1634-04-4	Methyl tert-butyl ether	5.7	U vs	5.7	0.56	
108-87-2	Methylcyclohexane	5.7	U vs	5.7	0.86	
75-09-2	Methylene Chloride	5.7	U vs	5.7	2.6	
100-42-5	Styrene	5.7	U F1 vs	5.7	0.28	UJ
127-18-4	Tetrachloroethene	5.7	U vs	5.7	0.76	
108-88-3	Toluene	5.7	U vs	5.7	0.43	
156-60-5	trans-1,2-Dichloroethene	5.7	U vs	5.7	0.59	
10061-02-6	trans-1,3-Dichloropropene	5.7	U vs	5.7	2.5	
79-01-6	Trichloroethene	5.7	U vs	5.7	1.2	
75-69-4	Trichlorofluoromethane	5.7	U vs	5.7	0.54	
75-01-4	Vinyl chloride	5.7	U vs	5.7	0.69	
1330-20-7	Xylenes, Total	11	U vs	11	0.95	

CAS NO.	SURROGATE	%REC	Q	LIMITS
17060-07-0	1,2-Dichloroethane-d4 (Surr)	105		64-126
460-00-4	4-Bromofluorobenzene (Surr)	84		72-126
1868-53-7	Dibromofluoromethane (Surr)	110		60-140
2037-26-5	Toluene-d8 (Surr)	104		71-125

MKP 8/23/2022

Method 8270D

Semivolatile Organic Compounds (GC/MS) by Method 8270D

No data validation qualifiers were added

MKP 8/23/2022

FORM I
GC/MS SEMI VOA ORGANICS ANALYSIS DATA SHEET

Lab Name: Eurofins Buffalo | Job No.: 480-199966-1

SDG No.:

Client Sample ID: B3 | Lab Sample ID: 480-199966-1

Matrix: Solid | Lab File ID: X241828193.d

Analysis Method: 8270D | Date Collected: 07/20/2022 10:30

Extract. Method: 3550C | Date Extracted: 07/21/2022 15:21

Sample wt/vol: 30.13(g) | Date Analyzed: 07/22/2022 16:41

Con. Extract Vol.: 1(mL) | Dilution Factor: 1

Injection Volume: 1(uL) | GC Column: RXI-5Sil MS ID: 0.25(mm)

% Moisture: 22.1 % Solids: 77.9 | GPC Cleanup:(Y/N) N

Cleanup Factor: | Level: (low/med) Low

Analysis Batch No.: 634540 | Units: ug/Kg

CAS NO.	COMPOUND NAME	RESULT	Q	RL	MDL
95-95-4	2,4,5-Trichlorophenol	220	U	220	59
88-06-2	2,4,6-Trichlorophenol	220	U	220	43
120-83-2	2,4-Dichlorophenol	220	U	220	23
105-67-9	2,4-Dimethylphenol	220	U	220	52
51-28-5	2,4-Dinitrophenol	2100	U	2100	1000
121-14-2	2,4-Dinitrotoluene	220	U	220	45
606-20-2	2,6-Dinitrotoluene	220	U	220	26
91-58-7	2-Chloronaphthalene	220	U	220	36
95-57-8	2-Chlorophenol	420	U	420	40
91-57-6	2-Methylnaphthalene	220	U	220	43
95-48-7	2-Methylphenol	220	U	220	26
88-74-4	2-Nitroaniline	420	U	420	32
88-75-5	2-Nitrophenol	220	U	220	61
91-94-1	3,3'-Dichlorobenzidine	420	U	420	260
99-09-2	3-Nitroaniline	420	U	420	60
534-52-1	4,6-Dinitro-2-methylphenol	420	U	420	220
101-55-3	4-Bromophenyl phenyl ether	220	U	220	31
59-50-7	4-Chloro-3-methylphenol	220	U	220	54
106-47-8	4-Chloroaniline	220	U	220	54
7005-72-3	4-Chlorophenyl phenyl ether	220	U	220	27
106-44-5	4-Methylphenol	420	U	420	26
100-01-6	4-Nitroaniline	420	U	420	110
100-02-7	4-Nitrophenol	420	U	420	150
83-32-9	Acenaphthene	220	U	220	32
208-96-8	Acenaphthylene	220	U	220	28
98-86-2	Acetophenone	220	U	220	29
120-12-7	Anthracene	220	U	220	54
1912-24-9	Atrazine	220	U	220	75
100-52-7	Benzaldehyde	220	U	220	170
56-55-3	Benzo[a]anthracene	220	U	220	22
50-32-8	Benzo[a]pyrene	220	U	220	32
205-99-2	Benzo[b]fluoranthene	220	U	220	35

FORM I
GC/MS SEMI VOA ORGANICS ANALYSIS DATA SHEET

Lab Name: Eurofins Buffalo
Job No.: 480-199966-1
SDG No.:
Client Sample ID: B3
Lab Sample ID: 480-199966-1
Matrix: Solid
Lab File ID: X241828193.d
Analysis Method: 8270D
Date Collected: 07/20/2022 10:30
Extract. Method: 3550C
Date Extracted: 07/21/2022 15:21
Sample wt/vol: 30.13(g)
Date Analyzed: 07/22/2022 16:41
Con. Extract Vol.: 1(mL)
Dilution Factor: 1
Injection Volume: 1(uL)
GC Column: RXI-5Sil MS ID: 0.25(mm)
% Moisture: 22.1 % Solids: 77.9
GPC Cleanup:(Y/N) N
Cleanup Factor:
Level: (low/med) Low
Analysis Batch No.: 634540
Units: ug/Kg

CAS NO.	COMPOUND NAME	RESULT	Q	RL	MDL
191-24-2	Benzo[g,h,i]perylene	220	U	220	23
207-08-9	Benzo[k]fluoranthene	220	U	220	28
92-52-4	Biphenyl	220	U	220	32
108-60-1	bis (2-chloroisopropyl) ether	220	U	220	43
111-91-1	Bis(2-chloroethoxy)methane	220	U	220	46
111-44-4	Bis(2-chloroethyl)ether	220	U	220	28
117-81-7	Bis(2-ethylhexyl) phthalate	220	U	220	74
85-68-7	Butyl benzyl phthalate	220	U	220	36
105-60-2	Caprolactam	220	U	220	65
86-74-8	Carbazole	220	U	220	26
218-01-9	Chrysene	220	U	220	49
53-70-3	Dibenz(a,h)anthracene	220	U	220	38
132-64-9	Dibenzofuran	220	U	220	26
84-66-2	Diethyl phthalate	220	U	220	28
131-11-3	Dimethyl phthalate	220	U	220	26
84-74-2	Di-n-butyl phthalate	220	U	220	37
117-84-0	Di-n-octyl phthalate	220	U	220	26
206-44-0	Fluoranthene	220	U	220	23
86-73-7	Fluorene	220	U	220	26
118-74-1	Hexachlorobenzene	220	U	220	29
87-68-3	Hexachlorobutadiene	220	U	220	32
77-47-4	Hexachlorocyclopentadiene	220	U	220	29
67-72-1	Hexachloroethane	220	U	220	28
193-39-5	Indeno[1,2,3-cd]pyrene	220	U	220	27
78-59-1	Isophorone	220	U	220	46
91-20-3	Naphthalene	220	U	220	28
98-95-3	Nitrobenzene	220	U	220	24
621-64-7	N-Nitrosodi-n-propylamine	220	U	220	37
86-30-6	N-Nitrosodiphenylamine	220	U	220	180
87-86-5	Pentachlorophenol	420	U	420	220
85-01-8	Phenanthrene	220	U	220	32
108-95-2	Phenol	220	U	220	33

FORM I
GC/MS SEMI VOA ORGANICS ANALYSIS DATA SHEET

Lab Name: Eurofins Buffalo
Job No.: 480-199966-1
SDG No.:
Client Sample ID: B3
Lab Sample ID: 480-199966-1
Matrix: Solid
Lab File ID: X241828193.d
Analysis Method: 8270D
Date Collected: 07/20/2022 10:30
Extract. Method: 3550C
Date Extracted: 07/21/2022 15:21
Sample wt/vol: 30.13(g)
Date Analyzed: 07/22/2022 16:41
Con. Extract Vol.: 1(mL)
Dilution Factor: 1
Injection Volume: 1(uL)
GC Column: RXI-5Sil MS ID: 0.25(mm)
% Moisture: 22.1 % Solids: 77.9
GPC Cleanup:(Y/N) N
Cleanup Factor:
Level: (low/med) Low
Analysis Batch No.: 634540
Units: ug/Kg

CAS NO.	COMPOUND NAME	RESULT	Q	RL	MDL
129-00-0	Pyrene	220	U	220	26

CAS NO.	SURROGATE	%REC	Q	LIMITS
118-79-6	2,4,6-Tribromophenol (Surr)	79		54-120
321-60-8	2-Fluorobiphenyl (Surr)	76		60-120
367-12-4	2-Fluorophenol (Surr)	70		52-120
4165-60-0	Nitrobenzene-d5 (Surr)	74		53-120
4165-62-2	Phenol-d5 (Surr)	75		54-120
1718-51-0	p-Terphenyl-d14 (Surr)	92		79-130

FORM I
GC/MS SEMI VOA ORGANICS ANALYSIS DATA SHEET

Lab Name: Eurofins Buffalo | Job No.: 480-199966-1

SDG No.:

Client Sample ID: B4 | Lab Sample ID: 480-199966-2

Matrix: Solid | Lab File ID: X241828194.d

Analysis Method: 8270D | Date Collected: 07/20/2022 10:30

Extract. Method: 3550C | Date Extracted: 07/21/2022 15:21

Sample wt/vol: 30.56(g) | Date Analyzed: 07/22/2022 17:06

Con. Extract Vol.: 1(mL) | Dilution Factor: 1

Injection Volume: 1(uL) | GC Column: RXI-5Sil MS ID: 0.25(mm)

% Moisture: 15.8 % Solids: 84.2 | GPC Cleanup:(Y/N) N

Cleanup Factor: | Level: (low/med) Low

Analysis Batch No.: 634540 | Units: ug/Kg

CAS NO.	COMPOUND NAME	RESULT	Q	RL	MDL
95-95-4	2,4,5-Trichlorophenol	200	U	200	54
88-06-2	2,4,6-Trichlorophenol	200	U	200	40
120-83-2	2,4-Dichlorophenol	200	U	200	21
105-67-9	2,4-Dimethylphenol	200	U	200	48
51-28-5	2,4-Dinitrophenol	1900	U	1900	910
121-14-2	2,4-Dinitrotoluene	200	U	200	41
606-20-2	2,6-Dinitrotoluene	200	U	200	23
91-58-7	2-Chloronaphthalene	200	U	200	33
95-57-8	2-Chlorophenol	380	U	380	36
91-57-6	2-Methylnaphthalene	200	U	200	40
95-48-7	2-Methylphenol	200	U	200	23
88-74-4	2-Nitroaniline	380	U	380	29
88-75-5	2-Nitrophenol	200	U	200	56
91-94-1	3,3'-Dichlorobenzidine	380	U	380	230
99-09-2	3-Nitroaniline	380	U	380	55
534-52-1	4,6-Dinitro-2-methylphenol	380	U	380	200
101-55-3	4-Bromophenyl phenyl ether	200	U	200	28
59-50-7	4-Chloro-3-methylphenol	200	U	200	49
106-47-8	4-Chloroaniline	200	U	200	49
7005-72-3	4-Chlorophenyl phenyl ether	200	U	200	24
106-44-5	4-Methylphenol	380	U	380	23
100-01-6	4-Nitroaniline	380	U	380	100
100-02-7	4-Nitrophenol	380	U	380	140
83-32-9	Acenaphthene	200	U	200	29
208-96-8	Acenaphthylene	200	U	200	26
98-86-2	Acetophenone	200	U	200	27
120-12-7	Anthracene	200	U	200	49
1912-24-9	Atrazine	200	U	200	69
100-52-7	Benzaldehyde	200	U	200	160
56-55-3	Benzo[a]anthracene	200	U	200	20
50-32-8	Benzo[a]pyrene	200	U	200	29
205-99-2	Benzo[b]fluoranthene	200	U	200	31

FORM I
GC/MS SEMI VOA ORGANICS ANALYSIS DATA SHEET

Lab Name: Eurofins Buffalo
Job No.: 480-199966-1
SDG No.:
Client Sample ID: B4
Lab Sample ID: 480-199966-2
Matrix: Solid
Lab File ID: X241828194.d
Analysis Method: 8270D
Date Collected: 07/20/2022 10:30
Extract. Method: 3550C
Date Extracted: 07/21/2022 15:21
Sample wt/vol: 30.56(g)
Date Analyzed: 07/22/2022 17:06
Con. Extract Vol.: 1(mL)
Dilution Factor: 1
Injection Volume: 1(uL)
GC Column: RXI-5Sil MS ID: 0.25(mm)
% Moisture: 15.8 % Solids: 84.2
GPC Cleanup:(Y/N) N
Cleanup Factor:
Level: (low/med) Low
Analysis Batch No.: 634540
Units: ug/Kg

CAS NO.	COMPOUND NAME	RESULT	Q	RL	MDL
191-24-2	Benzo[g,h,i]perylene	200	U	200	21
207-08-9	Benzo[k]fluoranthene	200	U	200	26
92-52-4	Biphenyl	200	U	200	29
108-60-1	bis (2-chloroisopropyl) ether	200	U	200	40
111-91-1	Bis(2-chloroethoxy)methane	200	U	200	42
111-44-4	Bis(2-chloroethyl)ether	200	U	200	26
117-81-7	Bis(2-ethylhexyl) phthalate	200	U	200	68
85-68-7	Butyl benzyl phthalate	200	U	200	33
105-60-2	Caprolactam	200	U	200	59
86-74-8	Carbazole	200	U	200	23
218-01-9	Chrysene	200	U	200	44
53-70-3	Dibenz(a,h)anthracene	200	U	200	35
132-64-9	Dibenzofuran	200	U	200	23
84-66-2	Diethyl phthalate	200	U	200	26
131-11-3	Dimethyl phthalate	200	U	200	23
84-74-2	Di-n-butyl phthalate	200	U	200	34
117-84-0	Di-n-octyl phthalate	200	U	200	23
206-44-0	Fluoranthene	200	U	200	21
86-73-7	Fluorene	200	U	200	23
118-74-1	Hexachlorobenzene	200	U	200	27
87-68-3	Hexachlorobutadiene	200	U	200	29
77-47-4	Hexachlorocyclopentadiene	200	U	200	27
67-72-1	Hexachloroethane	200	U	200	26
193-39-5	Indeno[1,2,3-cd]pyrene	200	U	200	24
78-59-1	Isophorone	200	U	200	42
91-20-3	Naphthalene	200	U	200	26
98-95-3	Nitrobenzene	200	U	200	22
621-64-7	N-Nitrosodi-n-propylamine	200	U	200	34
86-30-6	N-Nitrosodiphenylamine	200	U	200	160
87-86-5	Pentachlorophenol	380	U	380	200
85-01-8	Phenanthrene	200	U	200	29
108-95-2	Phenol	200	U	200	30

FORM I
GC/MS SEMI VOA ORGANICS ANALYSIS DATA SHEET

Lab Name: Eurofins Buffalo
Job No.: 480-199966-1
SDG No.:
Client Sample ID: B4
Lab Sample ID: 480-199966-2
Matrix: Solid
Lab File ID: X241828194.d
Analysis Method: 8270D
Date Collected: 07/20/2022 10:30
Extract. Method: 3550C
Date Extracted: 07/21/2022 15:21
Sample wt/vol: 30.56(g)
Date Analyzed: 07/22/2022 17:06
Con. Extract Vol.: 1(mL)
Dilution Factor: 1
Injection Volume: 1(uL)
GC Column: RXI-5Sil MS ID: 0.25(mm)
% Moisture: 15.8 % Solids: 84.2
GPC Cleanup:(Y/N) N
Cleanup Factor:
Level: (low/med) Low
Analysis Batch No.: 634540
Units: ug/Kg

CAS NO.	COMPOUND NAME	RESULT	Q	RL	MDL
129-00-0	Pyrene	200	U	200	23

CAS NO.	SURROGATE	%REC	Q	LIMITS
118-79-6	2,4,6-Tribromophenol (Surr)	74		54-120
321-60-8	2-Fluorobiphenyl (Surr)	70		60-120
367-12-4	2-Fluorophenol (Surr)	57		52-120
4165-60-0	Nitrobenzene-d5 (Surr)	60		53-120
4165-62-2	Phenol-d5 (Surr)	64		54-120
1718-51-0	p-Terphenyl-d14 (Surr)	96		79-130

FORM I
GC/MS SEMI VOA ORGANICS ANALYSIS DATA SHEET

Lab Name: Eurofins Buffalo | Job No.: 480-199966-1

SDG No.:

Client Sample ID: B5 | Lab Sample ID: 480-199966-3

Matrix: Solid | Lab File ID: X241828195.d

Analysis Method: 8270D | Date Collected: 07/20/2022 10:30

Extract. Method: 3550C | Date Extracted: 07/21/2022 15:21

Sample wt/vol: 30.19(g) | Date Analyzed: 07/22/2022 17:30

Con. Extract Vol.: 1(mL) | Dilution Factor: 1

Injection Volume: 1(uL) | GC Column: RXI-5Sil MS ID: 0.25(mm)

% Moisture: 17.0 % Solids: 83.0 | GPC Cleanup:(Y/N) N

Cleanup Factor: | Level: (low/med) Low

Analysis Batch No.: 634540 | Units: ug/Kg

CAS NO.	COMPOUND NAME	RESULT	Q	RL	MDL
95-95-4	2,4,5-Trichlorophenol	200	U	200	55
88-06-2	2,4,6-Trichlorophenol	200	U	200	41
120-83-2	2,4-Dichlorophenol	200	U	200	22
105-67-9	2,4-Dimethylphenol	200	U	200	49
51-28-5	2,4-Dinitrophenol	2000	U	2000	940
121-14-2	2,4-Dinitrotoluene	200	U	200	42
606-20-2	2,6-Dinitrotoluene	200	U	200	24
91-58-7	2-Chloronaphthalene	200	U	200	34
95-57-8	2-Chlorophenol	390	U	390	37
91-57-6	2-Methylnaphthalene	200	U	200	41
95-48-7	2-Methylphenol	200	U	200	24
88-74-4	2-Nitroaniline	390	U	390	30
88-75-5	2-Nitrophenol	200	U	200	57
91-94-1	3,3'-Dichlorobenzidine	390	U	390	240
99-09-2	3-Nitroaniline	390	U	390	56
534-52-1	4,6-Dinitro-2-methylphenol	390	U	390	200
101-55-3	4-Bromophenyl phenyl ether	200	U	200	29
59-50-7	4-Chloro-3-methylphenol	200	U	200	50
106-47-8	4-Chloroaniline	200	U	200	50
7005-72-3	4-Chlorophenyl phenyl ether	200	U	200	25
106-44-5	4-Methylphenol	390	U	390	24
100-01-6	4-Nitroaniline	390	U	390	110
100-02-7	4-Nitrophenol	390	U	390	140
83-32-9	Acenaphthene	200	U	200	30
208-96-8	Acenaphthylene	200	U	200	26
98-86-2	Acetophenone	200	U	200	28
120-12-7	Anthracene	200	U	200	50
1912-24-9	Atrazine	200	U	200	71
100-52-7	Benzaldehyde	200	U	200	160
56-55-3	Benzo[a]anthracene	200	U	200	20
50-32-8	Benzo[a]pyrene	200	U	200	30
205-99-2	Benzo[b]fluoranthene	200	U	200	32

FORM I
GC/MS SEMI VOA ORGANICS ANALYSIS DATA SHEET

Lab Name: Eurofins Buffalo
Job No.: 480-199966-1
SDG No.:
Client Sample ID: B5
Lab Sample ID: 480-199966-3
Matrix: Solid
Lab File ID: X241828195.d
Analysis Method: 8270D
Date Collected: 07/20/2022 10:30
Extract. Method: 3550C
Date Extracted: 07/21/2022 15:21
Sample wt/vol: 30.19(g)
Date Analyzed: 07/22/2022 17:30
Con. Extract Vol.: 1(mL)
Dilution Factor: 1
Injection Volume: 1(uL)
GC Column: RXI-5Sil MS ID: 0.25(mm)
% Moisture: 17.0 % Solids: 83.0
GPC Cleanup:(Y/N) N
Cleanup Factor:
Level: (low/med) Low
Analysis Batch No.: 634540
Units: ug/Kg

CAS NO.	COMPOUND NAME	RESULT	Q	RL	MDL
191-24-2	Benzo[g,h,i]perylene	200	U	200	22
207-08-9	Benzo[k]fluoranthene	200	U	200	26
92-52-4	Biphenyl	200	U	200	30
108-60-1	bis (2-chloroisopropyl) ether	200	U	200	41
111-91-1	Bis(2-chloroethoxy)methane	200	U	200	43
111-44-4	Bis(2-chloroethyl)ether	200	U	200	26
117-81-7	Bis(2-ethylhexyl) phthalate	200	U	200	69
85-68-7	Butyl benzyl phthalate	200	U	200	34
105-60-2	Caprolactam	200	U	200	61
86-74-8	Carbazole	200	U	200	24
218-01-9	Chrysene	200	U	200	45
53-70-3	Dibenz(a,h)anthracene	200	U	200	36
132-64-9	Dibenzofuran	200	U	200	24
84-66-2	Diethyl phthalate	200	U	200	26
131-11-3	Dimethyl phthalate	200	U	200	24
84-74-2	Di-n-butyl phthalate	200	U	200	35
117-84-0	Di-n-octyl phthalate	200	U	200	24
206-44-0	Fluoranthene	200	U	200	22
86-73-7	Fluorene	200	U	200	24
118-74-1	Hexachlorobenzene	200	U	200	28
87-68-3	Hexachlorobutadiene	200	U	200	30
77-47-4	Hexachlorocyclopentadiene	200	U	200	28
67-72-1	Hexachloroethane	200	U	200	26
193-39-5	Indeno[1,2,3-cd]pyrene	200	U	200	25
78-59-1	Isophorone	200	U	200	43
91-20-3	Naphthalene	200	U	200	26
98-95-3	Nitrobenzene	200	U	200	23
621-64-7	N-Nitrosodi-n-propylamine	200	U	200	35
86-30-6	N-Nitrosodiphenylamine	200	U	200	170
87-86-5	Pentachlorophenol	390	U	390	200
85-01-8	Phenanthrene	200	U	200	30
108-95-2	Phenol	200	U	200	31

FORM I
GC/MS SEMI VOA ORGANICS ANALYSIS DATA SHEET

Lab Name: Eurofins Buffalo
Job No.: 480-199966-1
SDG No.:
Client Sample ID: B5
Lab Sample ID: 480-199966-3
Matrix: Solid
Lab File ID: X241828195.d
Analysis Method: 8270D
Date Collected: 07/20/2022 10:30
Extract. Method: 3550C
Date Extracted: 07/21/2022 15:21
Sample wt/vol: 30.19(g)
Date Analyzed: 07/22/2022 17:30
Con. Extract Vol.: 1(mL)
Dilution Factor: 1
Injection Volume: 1(uL)
GC Column: RXI-5Sil MS ID: 0.25(mm)
% Moisture: 17.0 % Solids: 83.0
GPC Cleanup:(Y/N) N
Cleanup Factor:
Level: (low/med) Low
Analysis Batch No.: 634540
Units: ug/Kg

CAS NO.	COMPOUND NAME	RESULT	Q	RL	MDL
129-00-0	Pyrene	200	U	200	24

CAS NO.	SURROGATE	%REC	Q	LIMITS
118-79-6	2,4,6-Tribromophenol (Surr)	76		54-120
321-60-8	2-Fluorobiphenyl (Surr)	72		60-120
367-12-4	2-Fluorophenol (Surr)	70		52-120
4165-60-0	Nitrobenzene-d5 (Surr)	70		53-120
4165-62-2	Phenol-d5 (Surr)	76		54-120
1718-51-0	p-Terphenyl-d14 (Surr)	89		79-130

FORM I
GC/MS SEMI VOA ORGANICS ANALYSIS DATA SHEET

Lab Name: Eurofins Buffalo | Job No.: 480-199966-1

SDG No.:

Client Sample ID: B11 | Lab Sample ID: 480-199966-4

Matrix: Solid | Lab File ID: X241828196.d

Analysis Method: 8270D | Date Collected: 07/20/2022 10:30

Extract. Method: 3550C | Date Extracted: 07/21/2022 15:21

Sample wt/vol: 30.37(g) | Date Analyzed: 07/22/2022 17:55

Con. Extract Vol.: 1(mL) | Dilution Factor: 1

Injection Volume: 1(uL) | GC Column: RXI-5Sil MS ID: 0.25(mm)

% Moisture: 25.0 % Solids: 75.0 | GPC Cleanup:(Y/N) N

Cleanup Factor: | Level: (low/med) Low

Analysis Batch No.: 634540 | Units: ug/Kg

CAS NO.	COMPOUND NAME	RESULT	Q	RL	MDL
95-95-4	2,4,5-Trichlorophenol	220	U	220	61
88-06-2	2,4,6-Trichlorophenol	220	U	220	45
120-83-2	2,4-Dichlorophenol	220	U	220	24
105-67-9	2,4-Dimethylphenol	220	U	220	54
51-28-5	2,4-Dinitrophenol	2200	U	2200	1000
121-14-2	2,4-Dinitrotoluene	220	U	220	46
606-20-2	2,6-Dinitrotoluene	220	U	220	26
91-58-7	2-Chloronaphthalene	220	U	220	37
95-57-8	2-Chlorophenol	430	U	430	41
91-57-6	2-Methylnaphthalene	220	U	220	45
95-48-7	2-Methylphenol	220	U	220	26
88-74-4	2-Nitroaniline	430	U	430	33
88-75-5	2-Nitrophenol	220	U	220	63
91-94-1	3,3'-Dichlorobenzidine	430	U	430	260
99-09-2	3-Nitroaniline	430	U	430	62
534-52-1	4,6-Dinitro-2-methylphenol	430	U	430	220
101-55-3	4-Bromophenyl phenyl ether	220	U	220	32
59-50-7	4-Chloro-3-methylphenol	220	U	220	55
106-47-8	4-Chloroaniline	220	U	220	55
7005-72-3	4-Chlorophenyl phenyl ether	220	U	220	28
106-44-5	4-Methylphenol	430	U	430	26
100-01-6	4-Nitroaniline	430	U	430	120
100-02-7	4-Nitrophenol	430	U	430	160
83-32-9	Acenaphthene	220	U	220	33
208-96-8	Acenaphthylene	220	U	220	29
98-86-2	Acetophenone	220	U	220	30
120-12-7	Anthracene	220	U	220	55
1912-24-9	Atrazine	220	U	220	78
100-52-7	Benzaldehyde	220	U	220	180
56-55-3	Benzo[a]anthracene	220	U	220	22
50-32-8	Benzo[a]pyrene	220	U	220	33
205-99-2	Benzo[b]fluoranthene	220	U	220	36

FORM I
GC/MS SEMI VOA ORGANICS ANALYSIS DATA SHEET

Lab Name: Eurofins Buffalo
Job No.: 480-199966-1
SDG No.:
Client Sample ID: B11
Lab Sample ID: 480-199966-4
Matrix: Solid
Lab File ID: X241828196.d
Analysis Method: 8270D
Date Collected: 07/20/2022 10:30
Extract. Method: 3550C
Date Extracted: 07/21/2022 15:21
Sample wt/vol: 30.37(g)
Date Analyzed: 07/22/2022 17:55
Con. Extract Vol.: 1(mL)
Dilution Factor: 1
Injection Volume: 1(uL)
GC Column: RXI-5Sil MS ID: 0.25(mm)
% Moisture: 25.0 % Solids: 75.0
GPC Cleanup:(Y/N) N
Cleanup Factor:
Level: (low/med) Low
Analysis Batch No.: 634540
Units: ug/Kg

CAS NO.	COMPOUND NAME	RESULT	Q	RL	MDL
191-24-2	Benzo[g,h,i]perylene	220	U	220	24
207-08-9	Benzo[k]fluoranthene	220	U	220	29
92-52-4	Biphenyl	220	U	220	33
108-60-1	bis (2-chloroisopropyl) ether	220	U	220	45
111-91-1	Bis(2-chloroethoxy)methane	220	U	220	47
111-44-4	Bis(2-chloroethyl)ether	220	U	220	29
117-81-7	Bis(2-ethylhexyl) phthalate	220	U	220	76
85-68-7	Butyl benzyl phthalate	220	U	220	37
105-60-2	Caprolactam	220	U	220	67
86-74-8	Carbazole	220	U	220	26
218-01-9	Chrysene	220	U	220	50
53-70-3	Dibenz(a,h)anthracene	220	U	220	40
132-64-9	Dibenzofuran	220	U	220	26
84-66-2	Diethyl phthalate	220	U	220	29
131-11-3	Dimethyl phthalate	220	U	220	26
84-74-2	Di-n-butyl phthalate	220	U	220	38
117-84-0	Di-n-octyl phthalate	220	U	220	26
206-44-0	Fluoranthene	220	U	220	24
86-73-7	Fluorene	220	U	220	26
118-74-1	Hexachlorobenzene	220	U	220	30
87-68-3	Hexachlorobutadiene	220	U	220	33
77-47-4	Hexachlorocyclopentadiene	220	U	220	30
67-72-1	Hexachloroethane	220	U	220	29
193-39-5	Indeno[1,2,3-cd]pyrene	220	U	220	28
78-59-1	Isophorone	220	U	220	47
91-20-3	Naphthalene	220	U	220	29
98-95-3	Nitrobenzene	220	U	220	25
621-64-7	N-Nitrosodi-n-propylamine	220	U	220	38
86-30-6	N-Nitrosodiphenylamine	220	U	220	180
87-86-5	Pentachlorophenol	430	U	430	220
85-01-8	Phenanthrene	220	U	220	33
108-95-2	Phenol	220	U	220	34

FORM I
GC/MS SEMI VOA ORGANICS ANALYSIS DATA SHEET

Lab Name: Eurofins Buffalo
Job No.: 480-199966-1
SDG No.:
Client Sample ID: B11
Lab Sample ID: 480-199966-4
Matrix: Solid
Lab File ID: X241828196.d
Analysis Method: 8270D
Date Collected: 07/20/2022 10:30
Extract. Method: 3550C
Date Extracted: 07/21/2022 15:21
Sample wt/vol: 30.37(g)
Date Analyzed: 07/22/2022 17:55
Con. Extract Vol.: 1(mL)
Dilution Factor: 1
Injection Volume: 1(uL)
GC Column: RXI-5Sil MS ID: 0.25(mm)
% Moisture: 25.0 % Solids: 75.0
GPC Cleanup:(Y/N) N
Cleanup Factor:
Level: (low/med) Low
Analysis Batch No.: 634540
Units: ug/Kg

CAS NO.	COMPOUND NAME	RESULT	Q	RL	MDL
129-00-0	Pyrene	220	U	220	26

CAS NO.	SURROGATE	%REC	Q	LIMITS
118-79-6	2,4,6-Tribromophenol (Surr)	72		54-120
321-60-8	2-Fluorobiphenyl (Surr)	72		60-120
367-12-4	2-Fluorophenol (Surr)	66		52-120
4165-60-0	Nitrobenzene-d5 (Surr)	68		53-120
4165-62-2	Phenol-d5 (Surr)	73		54-120
1718-51-0	p-Terphenyl-d14 (Surr)	93		79-130

FORM I
GC/MS SEMI VOA ORGANICS ANALYSIS DATA SHEET

Lab Name: Eurofins Buffalo | Job No.: 480-199966-1

SDG No.:

Client Sample ID: B12 | Lab Sample ID: 480-199966-5

Matrix: Solid | Lab File ID: X241828197.d

Analysis Method: 8270D | Date Collected: 07/20/2022 10:30

Extract. Method: 3550C | Date Extracted: 07/21/2022 15:21

Sample wt/vol: 30.60(g) | Date Analyzed: 07/22/2022 18:19

Con. Extract Vol.: 1(mL) | Dilution Factor: 1

Injection Volume: 1(uL) | GC Column: RXI-5Sil MS ID: 0.25(mm)

% Moisture: 25.4 % Solids: 74.6 | GPC Cleanup:(Y/N) N

Cleanup Factor: | Level: (low/med) Low

Analysis Batch No.: 634540 | Units: ug/Kg

CAS NO.	COMPOUND NAME	RESULT	Q	RL	MDL
95-95-4	2,4,5-Trichlorophenol	220	U	220	60
88-06-2	2,4,6-Trichlorophenol	220	U	220	45
120-83-2	2,4-Dichlorophenol	220	U	220	24
105-67-9	2,4-Dimethylphenol	220	U	220	54
51-28-5	2,4-Dinitrophenol	2200	U	2200	1000
121-14-2	2,4-Dinitrotoluene	220	U	220	46
606-20-2	2,6-Dinitrotoluene	220	U	220	26
91-58-7	2-Chloronaphthalene	220	U	220	37
95-57-8	2-Chlorophenol	430	U	430	41
91-57-6	2-Methylnaphthalene	220	U	220	45
95-48-7	2-Methylphenol	220	U	220	26
88-74-4	2-Nitroaniline	430	U	430	33
88-75-5	2-Nitrophenol	220	U	220	63
91-94-1	3,3'-Dichlorobenzidine	430	U	430	260
99-09-2	3-Nitroaniline	430	U	430	62
534-52-1	4,6-Dinitro-2-methylphenol	430	U	430	220
101-55-3	4-Bromophenyl phenyl ether	220	U	220	32
59-50-7	4-Chloro-3-methylphenol	220	U	220	55
106-47-8	4-Chloroaniline	220	U	220	55
7005-72-3	4-Chlorophenyl phenyl ether	220	U	220	28
106-44-5	4-Methylphenol	430	U	430	26
100-01-6	4-Nitroaniline	430	U	430	120
100-02-7	4-Nitrophenol	430	U	430	160
83-32-9	Acenaphthene	220	U	220	33
208-96-8	Acenaphthylene	220	U	220	29
98-86-2	Acetophenone	220	U	220	30
120-12-7	Anthracene	220	U	220	55
1912-24-9	Atrazine	220	U	220	78
100-52-7	Benzaldehyde	220	U	220	180
56-55-3	Benzo[a]anthracene	220	U	220	22
50-32-8	Benzo[a]pyrene	220	U	220	33
205-99-2	Benzo[b]fluoranthene	220	U	220	35

FORM I
GC/MS SEMI VOA ORGANICS ANALYSIS DATA SHEET

Lab Name: Eurofins Buffalo | Job No.: 480-199966-1

SDG No.:

Client Sample ID: B12 | Lab Sample ID: 480-199966-5

Matrix: Solid | Lab File ID: X241828197.d

Analysis Method: 8270D | Date Collected: 07/20/2022 10:30

Extract. Method: 3550C | Date Extracted: 07/21/2022 15:21

Sample wt/vol: 30.60(g) | Date Analyzed: 07/22/2022 18:19

Con. Extract Vol.: 1(mL) | Dilution Factor: 1

Injection Volume: 1(uL) | GC Column: RXI-5Sil MS ID: 0.25(mm)

% Moisture: 25.4 % Solids: 74.6 | GPC Cleanup:(Y/N) N

Cleanup Factor: | Level: (low/med) Low

Analysis Batch No.: 634540 | Units: ug/Kg

CAS NO.	COMPOUND NAME	RESULT	Q	RL	MDL
191-24-2	Benzo[g,h,i]perylene	220	U	220	24
207-08-9	Benzo[k]fluoranthene	220	U	220	29
92-52-4	Biphenyl	220	U	220	33
108-60-1	bis (2-chloroisopropyl) ether	220	U	220	45
111-91-1	Bis(2-chloroethoxy)methane	220	U	220	47
111-44-4	Bis(2-chloroethyl)ether	220	U	220	29
117-81-7	Bis(2-ethylhexyl) phthalate	220	U	220	76
85-68-7	Butyl benzyl phthalate	220	U	220	37
105-60-2	Caprolactam	220	U	220	67
86-74-8	Carbazole	220	U	220	26
218-01-9	Chrysene	220	U	220	50
53-70-3	Dibenz(a,h)anthracene	220	U	220	39
132-64-9	Dibenzofuran	220	U	220	26
84-66-2	Diethyl phthalate	220	U	220	29
131-11-3	Dimethyl phthalate	220	U	220	26
84-74-2	Di-n-butyl phthalate	220	U	220	38
117-84-0	Di-n-octyl phthalate	220	U	220	26
206-44-0	Fluoranthene	220	U	220	24
86-73-7	Fluorene	220	U	220	26
118-74-1	Hexachlorobenzene	220	U	220	30
87-68-3	Hexachlorobutadiene	220	U	220	33
77-47-4	Hexachlorocyclopentadiene	220	U	220	30
67-72-1	Hexachloroethane	220	U	220	29
193-39-5	Indeno[1,2,3-cd]pyrene	220	U	220	28
78-59-1	Isophorone	220	U	220	47
91-20-3	Naphthalene	220	U	220	29
98-95-3	Nitrobenzene	220	U	220	25
621-64-7	N-Nitrosodi-n-propylamine	220	U	220	38
86-30-6	N-Nitrosodiphenylamine	220	U	220	180
87-86-5	Pentachlorophenol	430	U	430	220
85-01-8	Phenanthrene	220	U	220	33
108-95-2	Phenol	220	U	220	34

FORM I
GC/MS SEMI VOA ORGANICS ANALYSIS DATA SHEET

Lab Name: Eurofins Buffalo
Job No.: 480-199966-1
SDG No.:
Client Sample ID: B12
Lab Sample ID: 480-199966-5
Matrix: Solid
Lab File ID: X241828197.d
Analysis Method: 8270D
Date Collected: 07/20/2022 10:30
Extract. Method: 3550C
Date Extracted: 07/21/2022 15:21
Sample wt/vol: 30.60(g)
Date Analyzed: 07/22/2022 18:19
Con. Extract Vol.: 1(mL)
Dilution Factor: 1
Injection Volume: 1(uL)
GC Column: RXI-5Sil MS ID: 0.25(mm)
% Moisture: 25.4 % Solids: 74.6
GPC Cleanup:(Y/N) N
Cleanup Factor:
Level: (low/med) Low
Analysis Batch No.: 634540
Units: ug/Kg

CAS NO.	COMPOUND NAME	RESULT	Q	RL	MDL
129-00-0	Pyrene	220	U	220	26

CAS NO.	SURROGATE	%REC	Q	LIMITS
118-79-6	2,4,6-Tribromophenol (Surr)	78		54-120
321-60-8	2-Fluorobiphenyl (Surr)	74		60-120
367-12-4	2-Fluorophenol (Surr)	66		52-120
4165-60-0	Nitrobenzene-d5 (Surr)	71		53-120
4165-62-2	Phenol-d5 (Surr)	75		54-120
1718-51-0	p-Terphenyl-d14 (Surr)	88		79-130

FORM I
GC/MS SEMI VOA ORGANICS ANALYSIS DATA SHEET

Lab Name: Eurofins Buffalo | Job No.: 480-199966-1

SDG No.:

Client Sample ID: B13 | Lab Sample ID: 480-199966-6

Matrix: Solid | Lab File ID: X241828198.d

Analysis Method: 8270D | Date Collected: 07/20/2022 10:30

Extract. Method: 3550C | Date Extracted: 07/21/2022 15:21

Sample wt/vol: 30.49(g) | Date Analyzed: 07/22/2022 18:44

Con. Extract Vol.: 1(mL) | Dilution Factor: 1

Injection Volume: 1(uL) | GC Column: RXI-5Sil MS ID: 0.25(mm)

% Moisture: 26.7 % Solids: 73.3 | GPC Cleanup:(Y/N) N

Cleanup Factor: | Level: (low/med) Low

Analysis Batch No.: 634540 | Units: ug/Kg

CAS NO.	COMPOUND NAME	RESULT	Q	RL	MDL
95-95-4	2,4,5-Trichlorophenol	230	U	230	62
88-06-2	2,4,6-Trichlorophenol	230	U	230	46
120-83-2	2,4-Dichlorophenol	230	U	230	24
105-67-9	2,4-Dimethylphenol	230	U	230	55
51-28-5	2,4-Dinitrophenol	2200	U	2200	1100
121-14-2	2,4-Dinitrotoluene	230	U	230	47
606-20-2	2,6-Dinitrotoluene	230	U	230	27
91-58-7	2-Chloronaphthalene	230	U	230	38
95-57-8	2-Chlorophenol	440	U	440	42
91-57-6	2-Methylnaphthalene	230	U	230	46
95-48-7	2-Methylphenol	230	U	230	27
88-74-4	2-Nitroaniline	440	U	440	34
88-75-5	2-Nitrophenol	230	U	230	64
91-94-1	3,3'-Dichlorobenzidine	440	U	440	270
99-09-2	3-Nitroaniline	440	U	440	63
534-52-1	4,6-Dinitro-2-methylphenol	440	U	440	230
101-55-3	4-Bromophenyl phenyl ether	230	U	230	32
59-50-7	4-Chloro-3-methylphenol	230	U	230	56
106-47-8	4-Chloroaniline	230	U	230	56
7005-72-3	4-Chlorophenyl phenyl ether	230	U	230	28
106-44-5	4-Methylphenol	440	U	440	27
100-01-6	4-Nitroaniline	440	U	440	120
100-02-7	4-Nitrophenol	440	U	440	160
83-32-9	Acenaphthene	230	U	230	34
208-96-8	Acenaphthylene	230	U	230	30
98-86-2	Acetophenone	230	U	230	31
120-12-7	Anthracene	230	U	230	56
1912-24-9	Atrazine	230	U	230	79
100-52-7	Benzaldehyde	230	U	230	180
56-55-3	Benzo[a]anthracene	230	U	230	23
50-32-8	Benzo[a]pyrene	230	U	230	34
205-99-2	Benzo[b]fluoranthene	230	U	230	36

FORM I
GC/MS SEMI VOA ORGANICS ANALYSIS DATA SHEET

Lab Name: Eurofins Buffalo | Job No.: 480-199966-1

SDG No.:

Client Sample ID: B13 | Lab Sample ID: 480-199966-6

Matrix: Solid | Lab File ID: X241828198.d

Analysis Method: 8270D | Date Collected: 07/20/2022 10:30

Extract. Method: 3550C | Date Extracted: 07/21/2022 15:21

Sample wt/vol: 30.49(g) | Date Analyzed: 07/22/2022 18:44

Con. Extract Vol.: 1(mL) | Dilution Factor: 1

Injection Volume: 1(uL) | GC Column: RXI-5Sil MS ID: 0.25(mm)

% Moisture: 26.7 % Solids: 73.3 | GPC Cleanup:(Y/N) N

Cleanup Factor: | Level: (low/med) Low

Analysis Batch No.: 634540 | Units: ug/Kg

CAS NO.	COMPOUND NAME	RESULT	Q	RL	MDL
191-24-2	Benzo[g,h,i]perylene	230	U	230	24
207-08-9	Benzo[k]fluoranthene	230	U	230	30
92-52-4	Biphenyl	230	U	230	34
108-60-1	bis (2-chloroisopropyl) ether	230	U	230	46
111-91-1	Bis(2-chloroethoxy)methane	230	U	230	48
111-44-4	Bis(2-chloroethyl)ether	230	U	230	30
117-81-7	Bis(2-ethylhexyl) phthalate	230	U	230	78
85-68-7	Butyl benzyl phthalate	230	U	230	38
105-60-2	Caprolactam	230	U	230	68
86-74-8	Carbazole	230	U	230	27
218-01-9	Chrysene	230	U	230	51
53-70-3	Dibenz(a,h)anthracene	230	U	230	40
132-64-9	Dibenzofuran	230	U	230	27
84-66-2	Diethyl phthalate	230	U	230	30
131-11-3	Dimethyl phthalate	230	U	230	27
84-74-2	Di-n-butyl phthalate	230	U	230	39
117-84-0	Di-n-octyl phthalate	230	U	230	27
206-44-0	Fluoranthene	230	U	230	24
86-73-7	Fluorene	230	U	230	27
118-74-1	Hexachlorobenzene	230	U	230	31
87-68-3	Hexachlorobutadiene	230	U	230	34
77-47-4	Hexachlorocyclopentadiene	230	U	230	31
67-72-1	Hexachloroethane	230	U	230	30
193-39-5	Indeno[1,2,3-cd]pyrene	230	U	230	28
78-59-1	Isophorone	230	U	230	48
91-20-3	Naphthalene	230	U	230	30
98-95-3	Nitrobenzene	230	U	230	26
621-64-7	N-Nitrosodi-n-propylamine	230	U	230	39
86-30-6	N-Nitrosodiphenylamine	230	U	230	190
87-86-5	Pentachlorophenol	440	U	440	230
85-01-8	Phenanthrene	230	U	230	34
108-95-2	Phenol	230	U	230	35

FORM I
GC/MS SEMI VOA ORGANICS ANALYSIS DATA SHEET

Lab Name: Eurofins Buffalo
Job No.: 480-199966-1
SDG No.:
Client Sample ID: B13
Lab Sample ID: 480-199966-6
Matrix: Solid
Lab File ID: X241828198.d
Analysis Method: 8270D
Date Collected: 07/20/2022 10:30
Extract. Method: 3550C
Date Extracted: 07/21/2022 15:21
Sample wt/vol: 30.49(g)
Date Analyzed: 07/22/2022 18:44
Con. Extract Vol.: 1(mL)
Dilution Factor: 1
Injection Volume: 1(uL)
GC Column: RXI-5Sil MS ID: 0.25(mm)
% Moisture: 26.7 % Solids: 73.3
GPC Cleanup:(Y/N) N
Cleanup Factor:
Level: (low/med) Low
Analysis Batch No.: 634540
Units: ug/Kg

CAS NO.	COMPOUND NAME	RESULT	Q	RL	MDL
129-00-0	Pyrene	230	U	230	27

CAS NO.	SURROGATE	%REC	Q	LIMITS
118-79-6	2,4,6-Tribromophenol (Surr)	78		54-120
321-60-8	2-Fluorobiphenyl (Surr)	80		60-120
367-12-4	2-Fluorophenol (Surr)	74		52-120
4165-60-0	Nitrobenzene-d5 (Surr)	77		53-120
4165-62-2	Phenol-d5 (Surr)	77		54-120
1718-51-0	p-Terphenyl-d14 (Surr)	90		79-130

FORM I
GC/MS SEMI VOA ORGANICS ANALYSIS DATA SHEET

Lab Name: Eurofins Buffalo | Job No.: 480-199966-1

SDG No.:

Client Sample ID: B14 | Lab Sample ID: 480-199966-7

Matrix: Solid | Lab File ID: X241828199.d

Analysis Method: 8270D | Date Collected: 07/20/2022 10:30

Extract. Method: 3550C | Date Extracted: 07/21/2022 15:21

Sample wt/vol: 30.66(g) | Date Analyzed: 07/22/2022 19:09

Con. Extract Vol.: 1(mL) | Dilution Factor: 1

Injection Volume: 1(uL) | GC Column: RXI-5Sil MS ID: 0.25(mm)

% Moisture: 22.6 % Solids: 77.4 | GPC Cleanup:(Y/N) N

Cleanup Factor: | Level: (low/med) Low

Analysis Batch No.: 634540 | Units: ug/Kg

CAS NO.	COMPOUND NAME	RESULT	Q	RL	MDL
95-95-4	2,4,5-Trichlorophenol	220	U	220	58
88-06-2	2,4,6-Trichlorophenol	220	U	220	43
120-83-2	2,4-Dichlorophenol	220	U	220	23
105-67-9	2,4-Dimethylphenol	220	U	220	52
51-28-5	2,4-Dinitrophenol	2100	U	2100	990
121-14-2	2,4-Dinitrotoluene	220	U	220	44
606-20-2	2,6-Dinitrotoluene	220	U	220	25
91-58-7	2-Chloronaphthalene	220	U	220	35
95-57-8	2-Chlorophenol	420	U	420	39
91-57-6	2-Methylnaphthalene	220	U	220	43
95-48-7	2-Methylphenol	220	U	220	25
88-74-4	2-Nitroaniline	420	U	420	32
88-75-5	2-Nitrophenol	220	U	220	61
91-94-1	3,3'-Dichlorobenzidine	420	U	420	250
99-09-2	3-Nitroaniline	420	U	420	59
534-52-1	4,6-Dinitro-2-methylphenol	420	U	420	220
101-55-3	4-Bromophenyl phenyl ether	220	U	220	30
59-50-7	4-Chloro-3-methylphenol	220	U	220	53
106-47-8	4-Chloroaniline	220	U	220	53
7005-72-3	4-Chlorophenyl phenyl ether	220	U	220	27
106-44-5	4-Methylphenol	420	U	420	25
100-01-6	4-Nitroaniline	420	U	420	110
100-02-7	4-Nitrophenol	420	U	420	150
83-32-9	Acenaphthene	220	U	220	32
208-96-8	Acenaphthylene	220	U	220	28
98-86-2	Acetophenone	220	U	220	29
120-12-7	Anthracene	220	U	220	53
1912-24-9	Atrazine	220	U	220	75
100-52-7	Benzaldehyde	220	U	220	170
56-55-3	Benzo[a]anthracene	220	U	220	22
50-32-8	Benzo[a]pyrene	220	U	220	32
205-99-2	Benzo[b]fluoranthene	220	U	220	34

FORM I
GC/MS SEMI VOA ORGANICS ANALYSIS DATA SHEET

Lab Name: Eurofins Buffalo | Job No.: 480-199966-1

SDG No.:

Client Sample ID: B14 | Lab Sample ID: 480-199966-7

Matrix: Solid | Lab File ID: X241828199.d

Analysis Method: 8270D | Date Collected: 07/20/2022 10:30

Extract. Method: 3550C | Date Extracted: 07/21/2022 15:21

Sample wt/vol: 30.66(g) | Date Analyzed: 07/22/2022 19:09

Con. Extract Vol.: 1(mL) | Dilution Factor: 1

Injection Volume: 1(uL) | GC Column: RXI-5Sil MS ID: 0.25(mm)

% Moisture: 22.6 % Solids: 77.4 | GPC Cleanup:(Y/N) N

Cleanup Factor: | Level: (low/med) Low

Analysis Batch No.: 634540 | Units: ug/Kg

CAS NO.	COMPOUND NAME	RESULT	Q	RL	MDL
191-24-2	Benzo[g,h,i]perylene	220	U	220	23
207-08-9	Benzo[k]fluoranthene	220	U	220	28
92-52-4	Biphenyl	220	U	220	32
108-60-1	bis (2-chloroisopropyl) ether	220	U	220	43
111-91-1	Bis(2-chloroethoxy)methane	220	U	220	46
111-44-4	Bis(2-chloroethyl)ether	220	U	220	28
117-81-7	Bis(2-ethylhexyl) phthalate	220	U	220	73
85-68-7	Butyl benzyl phthalate	220	U	220	35
105-60-2	Caprolactam	220	U	220	65
86-74-8	Carbazole	220	U	220	25
218-01-9	Chrysene	220	U	220	48
53-70-3	Dibenz(a,h)anthracene	220	U	220	38
132-64-9	Dibenzofuran	220	U	220	25
84-66-2	Diethyl phthalate	220	U	220	28
131-11-3	Dimethyl phthalate	220	U	220	25
84-74-2	Di-n-butyl phthalate	220	U	220	37
117-84-0	Di-n-octyl phthalate	220	U	220	25
206-44-0	Fluoranthene	220	U	220	23
86-73-7	Fluorene	220	U	220	25
118-74-1	Hexachlorobenzene	220	U	220	29
87-68-3	Hexachlorobutadiene	220	U	220	32
77-47-4	Hexachlorocyclopentadiene	220	U	220	29
67-72-1	Hexachloroethane	220	U	220	28
193-39-5	Indeno[1,2,3-cd]pyrene	220	U	220	27
78-59-1	Isophorone	220	U	220	46
91-20-3	Naphthalene	220	U	220	28
98-95-3	Nitrobenzene	220	U	220	24
621-64-7	N-Nitrosodi-n-propylamine	220	U	220	37
86-30-6	N-Nitrosodiphenylamine	220	U	220	170
87-86-5	Pentachlorophenol	420	U	420	220
85-01-8	Phenanthrene	220	U	220	32
108-95-2	Phenol	220	U	220	33

FORM I
GC/MS SEMI VOA ORGANICS ANALYSIS DATA SHEET

Lab Name: Eurofins Buffalo
Job No.: 480-199966-1
SDG No.:
Client Sample ID: B14
Lab Sample ID: 480-199966-7
Matrix: Solid
Lab File ID: X241828199.d
Analysis Method: 8270D
Date Collected: 07/20/2022 10:30
Extract. Method: 3550C
Date Extracted: 07/21/2022 15:21
Sample wt/vol: 30.66(g)
Date Analyzed: 07/22/2022 19:09
Con. Extract Vol.: 1(mL)
Dilution Factor: 1
Injection Volume: 1(uL)
GC Column: RXI-5Sil MS ID: 0.25(mm)
% Moisture: 22.6 % Solids: 77.4
GPC Cleanup:(Y/N) N
Cleanup Factor:
Level: (low/med) Low
Analysis Batch No.: 634540
Units: ug/Kg

CAS NO.	COMPOUND NAME	RESULT	Q	RL	MDL
129-00-0	Pyrene	220	U	220	25

CAS NO.	SURROGATE	%REC	Q	LIMITS
118-79-6	2,4,6-Tribromophenol (Surr)	82		54-120
321-60-8	2-Fluorobiphenyl (Surr)	85		60-120
367-12-4	2-Fluorophenol (Surr)	76		52-120
4165-60-0	Nitrobenzene-d5 (Surr)	80		53-120
4165-62-2	Phenol-d5 (Surr)	84		54-120
1718-51-0	p-Terphenyl-d14 (Surr)	97		79-130

FORM I
GC/MS SEMI VOA ORGANICS ANALYSIS DATA SHEET

Lab Name: Eurofins Buffalo | Job No.: 480-199966-1

SDG No.:

Client Sample ID: B15 | Lab Sample ID: 480-199966-8

Matrix: Solid | Lab File ID: X241828200.d

Analysis Method: 8270D | Date Collected: 07/20/2022 10:30

Extract. Method: 3550C | Date Extracted: 07/21/2022 15:21

Sample wt/vol: 30.76(g) | Date Analyzed: 07/22/2022 19:33

Con. Extract Vol.: 1(mL) | Dilution Factor: 1

Injection Volume: 1(uL) | GC Column: RXI-5Sil MS ID: 0.25(mm)

% Moisture: 4.9 % Solids: 95.1 | GPC Cleanup:(Y/N) N

Cleanup Factor: | Level: (low/med) Low

Analysis Batch No.: 634540 | Units: ug/Kg

CAS NO.	COMPOUND NAME	RESULT	Q	RL	MDL
95-95-4	2,4,5-Trichlorophenol	170	U	170	47
88-06-2	2,4,6-Trichlorophenol	170	U	170	35
120-83-2	2,4-Dichlorophenol	170	U	170	18
105-67-9	2,4-Dimethylphenol	170	U	170	42
51-28-5	2,4-Dinitrophenol	1700	U	1700	800
121-14-2	2,4-Dinitrotoluene	170	U	170	36
606-20-2	2,6-Dinitrotoluene	170	U	170	21
91-58-7	2-Chloronaphthalene	170	U	170	29
95-57-8	2-Chlorophenol	340	U	340	32
91-57-6	2-Methylnaphthalene	170	U	170	35
95-48-7	2-Methylphenol	170	U	170	21
88-74-4	2-Nitroaniline	340	U	340	26
88-75-5	2-Nitrophenol	170	U	170	49
91-94-1	3,3'-Dichlorobenzidine	340	U	340	210
99-09-2	3-Nitroaniline	340	U	340	48
534-52-1	4,6-Dinitro-2-methylphenol	340	U	340	170
101-55-3	4-Bromophenyl phenyl ether	170	U	170	25
59-50-7	4-Chloro-3-methylphenol	170	U	170	43
106-47-8	4-Chloroaniline	170	U	170	43
7005-72-3	4-Chlorophenyl phenyl ether	170	U	170	22
106-44-5	4-Methylphenol	340	U	340	21
100-01-6	4-Nitroaniline	340	U	340	91
100-02-7	4-Nitrophenol	340	U	340	120
83-32-9	Acenaphthene	170	U	170	26
208-96-8	Acenaphthylene	170	U	170	23
98-86-2	Acetophenone	170	U	170	24
120-12-7	Anthracene	170	U	170	43
1912-24-9	Atrazine	170	U	170	61
100-52-7	Benzaldehyde	170	U	170	140
56-55-3	Benzo[a]anthracene	170	U	170	17
50-32-8	Benzo[a]pyrene	170	U	170	26
205-99-2	Benzo[b]fluoranthene	170	U	170	28

FORM I
GC/MS SEMI VOA ORGANICS ANALYSIS DATA SHEET

Lab Name: Eurofins Buffalo | Job No.: 480-199966-1

SDG No.:

Client Sample ID: B15 | Lab Sample ID: 480-199966-8

Matrix: Solid | Lab File ID: X241828200.d

Analysis Method: 8270D | Date Collected: 07/20/2022 10:30

Extract. Method: 3550C | Date Extracted: 07/21/2022 15:21

Sample wt/vol: 30.76(g) | Date Analyzed: 07/22/2022 19:33

Con. Extract Vol.: 1(mL) | Dilution Factor: 1

Injection Volume: 1(uL) | GC Column: RXI-5Sil MS ID: 0.25(mm)

% Moisture: 4.9 % Solids: 95.1 | GPC Cleanup:(Y/N) N

Cleanup Factor: | Level: (low/med) Low

Analysis Batch No.: 634540 | Units: ug/Kg

CAS NO.	COMPOUND NAME	RESULT	Q	RL	MDL
191-24-2	Benzo[g,h,i]perylene	170	U	170	18
207-08-9	Benzo[k]fluoranthene	170	U	170	23
92-52-4	Biphenyl	170	U	170	26
108-60-1	bis (2-chloroisopropyl) ether	170	U	170	35
111-91-1	Bis(2-chloroethoxy)methane	170	U	170	37
111-44-4	Bis(2-chloroethyl)ether	170	U	170	23
117-81-7	Bis(2-ethylhexyl) phthalate	170	U	170	60
85-68-7	Butyl benzyl phthalate	170	U	170	29
105-60-2	Caprolactam	170	U	170	52
86-74-8	Carbazole	170	U	170	21
218-01-9	Chrysene	170	U	170	39
53-70-3	Dibenz(a,h)anthracene	170	U	170	31
132-64-9	Dibenzofuran	170	U	170	21
84-66-2	Diethyl phthalate	170	U	170	23
131-11-3	Dimethyl phthalate	170	U	170	21
84-74-2	Di-n-butyl phthalate	170	U	170	30
117-84-0	Di-n-octyl phthalate	170	U	170	21
206-44-0	Fluoranthene	170	U	170	18
86-73-7	Fluorene	170	U	170	21
118-74-1	Hexachlorobenzene	170	U	170	24
87-68-3	Hexachlorobutadiene	170	U	170	26
77-47-4	Hexachlorocyclopentadiene	170	U	170	24
67-72-1	Hexachloroethane	170	U	170	23
193-39-5	Indeno[1,2,3-cd]pyrene	170	U	170	22
78-59-1	Isophorone	170	U	170	37
91-20-3	Naphthalene	170	U	170	23
98-95-3	Nitrobenzene	170	U	170	19
621-64-7	N-Nitrosodi-n-propylamine	170	U	170	30
86-30-6	N-Nitrosodiphenylamine	170	U	170	140
87-86-5	Pentachlorophenol	340	U	340	170
85-01-8	Phenanthrene	170	U	170	26
108-95-2	Phenol	170	U	170	27

FORM I
GC/MS SEMI VOA ORGANICS ANALYSIS DATA SHEET

Lab Name: Eurofins Buffalo
Job No.: 480-199966-1
SDG No.:
Client Sample ID: B15
Lab Sample ID: 480-199966-8
Matrix: Solid
Lab File ID: X241828200.d
Analysis Method: 8270D
Date Collected: 07/20/2022 10:30
Extract. Method: 3550C
Date Extracted: 07/21/2022 15:21
Sample wt/vol: 30.76(g)
Date Analyzed: 07/22/2022 19:33
Con. Extract Vol.: 1(mL)
Dilution Factor: 1
Injection Volume: 1(uL)
GC Column: RXI-5Sil MS ID: 0.25(mm)
% Moisture: 4.9 % Solids: 95.1
GPC Cleanup:(Y/N) N
Cleanup Factor:
Level: (low/med) Low
Analysis Batch No.: 634540
Units: ug/Kg

CAS NO.	COMPOUND NAME	RESULT	Q	RL	MDL
129-00-0	Pyrene	23	J	170	21

CAS NO.	SURROGATE	%REC	Q	LIMITS
118-79-6	2,4,6-Tribromophenol (Surr)	80		54-120
321-60-8	2-Fluorobiphenyl (Surr)	79		60-120
367-12-4	2-Fluorophenol (Surr)	76		52-120
4165-60-0	Nitrobenzene-d5 (Surr)	77		53-120
4165-62-2	Phenol-d5 (Surr)	81		54-120
1718-51-0	p-Terphenyl-d14 (Surr)	93		79-130

FORM I
GC/MS SEMI VOA ORGANICS ANALYSIS DATA SHEET

Lab Name: Eurofins Buffalo
Job No.: 480-199966-1
SDG No.:
Client Sample ID: B30
Lab Sample ID: 480-199966-9
Matrix: Solid
Lab File ID: X241828201.d
Analysis Method: 8270D
Date Collected: 07/20/2022 10:30
Extract. Method: 3550C
Date Extracted: 07/21/2022 15:21
Sample wt/vol: 30.43(g)
Date Analyzed: 07/22/2022 19:58
Con. Extract Vol.: 1(mL)
Dilution Factor: 1
Injection Volume: 1(uL)
GC Column: RXI-5Sil MS ID: 0.25(mm)
% Moisture: 5.9 % Solids: 94.1
GPC Cleanup:(Y/N) N
Cleanup Factor:
Level: (low/med) Low
Analysis Batch No.: 634540
Units: ug/Kg

CAS NO.	COMPOUND NAME	RESULT	Q	RL	MDL
95-95-4	2,4,5-Trichlorophenol	180	U	180	48
88-06-2	2,4,6-Trichlorophenol	180	U	180	36
120-83-2	2,4-Dichlorophenol	180	U	180	19
105-67-9	2,4-Dimethylphenol	180	U	180	43
51-28-5	2,4-Dinitrophenol	1700	U	1700	820
121-14-2	2,4-Dinitrotoluene	180	U	180	37
606-20-2	2,6-Dinitrotoluene	180	U	180	21
91-58-7	2-Chloronaphthalene	180	U	180	29
95-57-8	2-Chlorophenol	350	U	350	32
91-57-6	2-Methylnaphthalene	180	U	180	36
95-48-7	2-Methylphenol	180	U	180	21
88-74-4	2-Nitroaniline	350	U	350	26
88-75-5	2-Nitrophenol	180	U	180	50
91-94-1	3,3'-Dichlorobenzidine	350	U	350	210
99-09-2	3-Nitroaniline	350	U	350	49
534-52-1	4,6-Dinitro-2-methylphenol	350	U	350	180
101-55-3	4-Bromophenyl phenyl ether	180	U	180	25
59-50-7	4-Chloro-3-methylphenol	180	U	180	44
106-47-8	4-Chloroaniline	180	U	180	44
7005-72-3	4-Chlorophenyl phenyl ether	180	U	180	22
106-44-5	4-Methylphenol	350	U	350	21
100-01-6	4-Nitroaniline	350	U	350	93
100-02-7	4-Nitrophenol	350	U	350	120
83-32-9	Acenaphthene	180	U	180	26
208-96-8	Acenaphthylene	180	U	180	23
98-86-2	Acetophenone	180	U	180	24
120-12-7	Anthracene	180	U	180	44
1912-24-9	Atrazine	180	U	180	62
100-52-7	Benzaldehyde	180	U	180	140
56-55-3	Benzo[a]anthracene	180	U	180	18
50-32-8	Benzo[a]pyrene	180	U	180	26
205-99-2	Benzo[b]fluoranthene	180	U	180	28

FORM I
GC/MS SEMI VOA ORGANICS ANALYSIS DATA SHEET

Lab Name: Eurofins Buffalo
Job No.: 480-199966-1
SDG No.:
Client Sample ID: B30
Lab Sample ID: 480-199966-9
Matrix: Solid
Lab File ID: X241828201.d
Analysis Method: 8270D
Date Collected: 07/20/2022 10:30
Extract. Method: 3550C
Date Extracted: 07/21/2022 15:21
Sample wt/vol: 30.43(g)
Date Analyzed: 07/22/2022 19:58
Con. Extract Vol.: 1(mL)
Dilution Factor: 1
Injection Volume: 1(uL)
GC Column: RXI-5Sil MS ID: 0.25(mm)
% Moisture: 5.9 % Solids: 94.1
GPC Cleanup:(Y/N) N
Cleanup Factor:
Level: (low/med) Low
Analysis Batch No.: 634540
Units: ug/Kg

CAS NO.	COMPOUND NAME	RESULT	Q	RL	MDL
191-24-2	Benzo[g,h,i]perylene	180	U	180	19
207-08-9	Benzo[k]fluoranthene	180	U	180	23
92-52-4	Biphenyl	180	U	180	26
108-60-1	bis (2-chloroisopropyl) ether	180	U	180	36
111-91-1	Bis(2-chloroethoxy)methane	180	U	180	38
111-44-4	Bis(2-chloroethyl)ether	180	U	180	23
117-81-7	Bis(2-ethylhexyl) phthalate	180	U	180	61
85-68-7	Butyl benzyl phthalate	47	J	180	29
105-60-2	Caprolactam	180	U	180	53
86-74-8	Carbazole	180	U	180	21
218-01-9	Chrysene	180	U	180	40
53-70-3	Dibenz(a,h)anthracene	180	U	180	31
132-64-9	Dibenzofuran	180	U	180	21
84-66-2	Diethyl phthalate	180	U	180	23
131-11-3	Dimethyl phthalate	180	U	180	21
84-74-2	Di-n-butyl phthalate	180	U	180	30
117-84-0	Di-n-octyl phthalate	180	U	180	21
206-44-0	Fluoranthene	180	U	180	19
86-73-7	Fluorene	180	U	180	21
118-74-1	Hexachlorobenzene	180	U	180	24
87-68-3	Hexachlorobutadiene	180	U	180	26
77-47-4	Hexachlorocyclopentadiene	180	U	180	24
67-72-1	Hexachloroethane	180	U	180	23
193-39-5	Indeno[1,2,3-cd]pyrene	180	U	180	22
78-59-1	Isophorone	180	U	180	38
91-20-3	Naphthalene	180	U	180	23
98-95-3	Nitrobenzene	180	U	180	20
621-64-7	N-Nitrosodi-n-propylamine	180	U	180	30
86-30-6	N-Nitrosodiphenylamine	180	U	180	140
87-86-5	Pentachlorophenol	350	U	350	180
85-01-8	Phenanthrene	180	U	180	26
108-95-2	Phenol	180	U	180	27

FORM I
GC/MS SEMI VOA ORGANICS ANALYSIS DATA SHEET

Lab Name: Eurofins Buffalo
Job No.: 480-199966-1
SDG No.:
Client Sample ID: B30
Lab Sample ID: 480-199966-9
Matrix: Solid
Lab File ID: X241828201.d
Analysis Method: 8270D
Date Collected: 07/20/2022 10:30
Extract. Method: 3550C
Date Extracted: 07/21/2022 15:21
Sample wt/vol: 30.43(g)
Date Analyzed: 07/22/2022 19:58
Con. Extract Vol.: 1(mL)
Dilution Factor: 1
Injection Volume: 1(uL)
GC Column: RXI-5Sil MS ID: 0.25(mm)
% Moisture: 5.9 % Solids: 94.1
GPC Cleanup:(Y/N) N
Cleanup Factor:
Level: (low/med) Low
Analysis Batch No.: 634540
Units: ug/Kg

CAS NO.	COMPOUND NAME	RESULT	Q	RL	MDL
129-00-0	Pyrene	21	J	180	21

CAS NO.	SURROGATE	%REC	Q	LIMITS
118-79-6	2,4,6-Tribromophenol (Surr)	68		54-120
321-60-8	2-Fluorobiphenyl (Surr)	65		60-120
367-12-4	2-Fluorophenol (Surr)	60		52-120
4165-60-0	Nitrobenzene-d5 (Surr)	61		53-120
4165-62-2	Phenol-d5 (Surr)	64		54-120
1718-51-0	p-Terphenyl-d14 (Surr)	81		79-130

FORM I
GC/MS SEMI VOA ORGANICS ANALYSIS DATA SHEET

Lab Name: Eurofins Buffalo | Job No.: 480-199966-1

SDG No.:

Client Sample ID: B40 | Lab Sample ID: 480-199966-10

Matrix: Solid | Lab File ID: X241828202.d

Analysis Method: 8270D | Date Collected: 07/20/2022 10:30

Extract. Method: 3550C | Date Extracted: 07/21/2022 15:21

Sample wt/vol: 30.44(g) | Date Analyzed: 07/22/2022 20:22

Con. Extract Vol.: 1(mL) | Dilution Factor: 1

Injection Volume: 1(uL) | GC Column: RXI-5Sil MS ID: 0.25(mm)

% Moisture: 25.3 % Solids: 74.7 | GPC Cleanup:(Y/N) N

Cleanup Factor: | Level: (low/med) Low

Analysis Batch No.: 634540 | Units: ug/Kg

CAS NO.	COMPOUND NAME	RESULT	Q	RL	MDL
95-95-4	2,4,5-Trichlorophenol	220	U	220	61
88-06-2	2,4,6-Trichlorophenol	220	U	220	45
120-83-2	2,4-Dichlorophenol	220	U	220	24
105-67-9	2,4-Dimethylphenol	220	U	220	54
51-28-5	2,4-Dinitrophenol	2200	U	2200	1000
121-14-2	2,4-Dinitrotoluene	220	U	220	46
606-20-2	2,6-Dinitrotoluene	220	U	220	26
91-58-7	2-Chloronaphthalene	220	U	220	37
95-57-8	2-Chlorophenol	440	U	440	41
91-57-6	2-Methylnaphthalene	220	U	220	45
95-48-7	2-Methylphenol	220	U	220	26
88-74-4	2-Nitroaniline	440	U	440	33
88-75-5	2-Nitrophenol	220	U	220	63
91-94-1	3,3'-Dichlorobenzidine	440	U	440	260
99-09-2	3-Nitroaniline	440	U	440	62
534-52-1	4,6-Dinitro-2-methylphenol	440	U	440	220
101-55-3	4-Bromophenyl phenyl ether	220	U	220	32
59-50-7	4-Chloro-3-methylphenol	220	U	220	55
106-47-8	4-Chloroaniline	220	U	220	55
7005-72-3	4-Chlorophenyl phenyl ether	220	U	220	28
106-44-5	4-Methylphenol	440	U	440	26
100-01-6	4-Nitroaniline	440	U	440	120
100-02-7	4-Nitrophenol	440	U	440	160
83-32-9	Acenaphthene	220	U	220	33
208-96-8	Acenaphthylene	220	U	220	29
98-86-2	Acetophenone	220	U	220	30
120-12-7	Anthracene	220	U	220	55
1912-24-9	Atrazine	220	U	220	78
100-52-7	Benzaldehyde	220	U	220	180
56-55-3	Benzo[a]anthracene	220	U	220	22
50-32-8	Benzo[a]pyrene	220	U	220	33
205-99-2	Benzo[b]fluoranthene	220	U	220	36

FORM I
GC/MS SEMI VOA ORGANICS ANALYSIS DATA SHEET

Lab Name: Eurofins Buffalo
Job No.: 480-199966-1
SDG No.:
Client Sample ID: B40
Lab Sample ID: 480-199966-10
Matrix: Solid
Lab File ID: X241828202.d
Analysis Method: 8270D
Date Collected: 07/20/2022 10:30
Extract. Method: 3550C
Date Extracted: 07/21/2022 15:21
Sample wt/vol: 30.44(g)
Date Analyzed: 07/22/2022 20:22
Con. Extract Vol.: 1(mL)
Dilution Factor: 1
Injection Volume: 1(uL)
GC Column: RXI-5Sil MS ID: 0.25(mm)
% Moisture: 25.3 % Solids: 74.7
GPC Cleanup:(Y/N) N
Cleanup Factor:
Level: (low/med) Low
Analysis Batch No.: 634540
Units: ug/Kg

CAS NO.	COMPOUND NAME	RESULT	Q	RL	MDL
191-24-2	Benzo[g,h,i]perylene	220	U	220	24
207-08-9	Benzo[k]fluoranthene	220	U	220	29
92-52-4	Biphenyl	220	U	220	33
108-60-1	bis (2-chloroisopropyl) ether	220	U	220	45
111-91-1	Bis(2-chloroethoxy)methane	220	U	220	47
111-44-4	Bis(2-chloroethyl)ether	220	U	220	29
117-81-7	Bis(2-ethylhexyl) phthalate	220	U	220	77
85-68-7	Butyl benzyl phthalate	220	U	220	37
105-60-2	Caprolactam	220	U	220	67
86-74-8	Carbazole	220	U	220	26
218-01-9	Chrysene	220	U	220	50
53-70-3	Dibenz(a,h)anthracene	220	U	220	40
132-64-9	Dibenzofuran	220	U	220	26
84-66-2	Diethyl phthalate	220	U	220	29
131-11-3	Dimethyl phthalate	220	U	220	26
84-74-2	Di-n-butyl phthalate	220	U	220	38
117-84-0	Di-n-octyl phthalate	220	U	220	26
206-44-0	Fluoranthene	220	U	220	24
86-73-7	Fluorene	220	U	220	26
118-74-1	Hexachlorobenzene	220	U	220	30
87-68-3	Hexachlorobutadiene	220	U	220	33
77-47-4	Hexachlorocyclopentadiene	220	U	220	30
67-72-1	Hexachloroethane	220	U	220	29
193-39-5	Indeno[1,2,3-cd]pyrene	220	U	220	28
78-59-1	Isophorone	220	U	220	47
91-20-3	Naphthalene	220	U	220	29
98-95-3	Nitrobenzene	220	U	220	25
621-64-7	N-Nitrosodi-n-propylamine	220	U	220	38
86-30-6	N-Nitrosodiphenylamine	220	U	220	180
87-86-5	Pentachlorophenol	440	U	440	220
85-01-8	Phenanthrene	220	U	220	33
108-95-2	Phenol	220	U	220	34

FORM I
GC/MS SEMI VOA ORGANICS ANALYSIS DATA SHEET

Lab Name: Eurofins Buffalo
Job No.: 480-199966-1
SDG No.:
Client Sample ID: B40
Lab Sample ID: 480-199966-10
Matrix: Solid
Lab File ID: X241828202.d
Analysis Method: 8270D
Date Collected: 07/20/2022 10:30
Extract. Method: 3550C
Date Extracted: 07/21/2022 15:21
Sample wt/vol: 30.44(g)
Date Analyzed: 07/22/2022 20:22
Con. Extract Vol.: 1(mL)
Dilution Factor: 1
Injection Volume: 1(uL)
GC Column: RXI-5Sil MS ID: 0.25(mm)
% Moisture: 25.3 % Solids: 74.7
GPC Cleanup:(Y/N) N
Cleanup Factor:
Level: (low/med) Low
Analysis Batch No.: 634540
Units: ug/Kg

CAS NO.	COMPOUND NAME	RESULT	Q	RL	MDL
129-00-0	Pyrene	220	U	220	26

CAS NO.	SURROGATE	%REC	Q	LIMITS
118-79-6	2,4,6-Tribromophenol (Surr)	85		54-120
321-60-8	2-Fluorobiphenyl (Surr)	79		60-120
367-12-4	2-Fluorophenol (Surr)	74		52-120
4165-60-0	Nitrobenzene-d5 (Surr)	76		53-120
4165-62-2	Phenol-d5 (Surr)	79		54-120
1718-51-0	p-Terphenyl-d14 (Surr)	98		79-130

FORM I
GC/MS SEMI VOA ORGANICS ANALYSIS DATA SHEET

Lab Name: Eurofins Buffalo | Job No.: 480-199966-1

SDG No.:

Client Sample ID: B41 | Lab Sample ID: 480-199966-11

Matrix: Solid | Lab File ID: X241828203.d

Analysis Method: 8270D | Date Collected: 07/20/2022 10:30

Extract. Method: 3550C | Date Extracted: 07/21/2022 15:21

Sample wt/vol: 30.31(g) | Date Analyzed: 07/22/2022 20:47

Con. Extract Vol.: 1(mL) | Dilution Factor: 1

Injection Volume: 1(uL) | GC Column: RXI-5Sil MS ID: 0.25(mm)

% Moisture: 24.9 % Solids: 75.1 | GPC Cleanup:(Y/N) N

Cleanup Factor: | Level: (low/med) Low

Analysis Batch No.: 634540 | Units: ug/Kg

CAS NO.	COMPOUND NAME	RESULT	Q	RL	MDL
95-95-4	2,4,5-Trichlorophenol	220	U	220	61
88-06-2	2,4,6-Trichlorophenol	220	U	220	45
120-83-2	2,4-Dichlorophenol	220	U	220	24
105-67-9	2,4-Dimethylphenol	220	U	220	54
51-28-5	2,4-Dinitrophenol	2200	U	2200	1000
121-14-2	2,4-Dinitrotoluene	220	U	220	46
606-20-2	2,6-Dinitrotoluene	220	U	220	26
91-58-7	2-Chloronaphthalene	220	U	220	37
95-57-8	2-Chlorophenol	440	U	440	41
91-57-6	2-Methylnaphthalene	220	U	220	45
95-48-7	2-Methylphenol	220	U	220	26
88-74-4	2-Nitroaniline	440	U	440	33
88-75-5	2-Nitrophenol	220	U	220	63
91-94-1	3,3'-Dichlorobenzidine	440	U	440	260
99-09-2	3-Nitroaniline	440	U	440	62
534-52-1	4,6-Dinitro-2-methylphenol	440	U	440	220
101-55-3	4-Bromophenyl phenyl ether	220	U	220	32
59-50-7	4-Chloro-3-methylphenol	220	U	220	55
106-47-8	4-Chloroaniline	220	U	220	55
7005-72-3	4-Chlorophenyl phenyl ether	220	U	220	28
106-44-5	4-Methylphenol	440	U	440	26
100-01-6	4-Nitroaniline	440	U	440	120
100-02-7	4-Nitrophenol	440	U	440	160
83-32-9	Acenaphthene	220	U	220	33
208-96-8	Acenaphthylene	220	U	220	29
98-86-2	Acetophenone	220	U	220	30
120-12-7	Anthracene	220	U	220	55
1912-24-9	Atrazine	220	U	220	78
100-52-7	Benzaldehyde	220	U	220	180
56-55-3	Benzo[a]anthracene	220	U	220	22
50-32-8	Benzo[a]pyrene	220	U	220	33
205-99-2	Benzo[b]fluoranthene	220	U	220	36

FORM I
GC/MS SEMI VOA ORGANICS ANALYSIS DATA SHEET

Lab Name: Eurofins Buffalo | Job No.: 480-199966-1

SDG No.:

Client Sample ID: B41 | Lab Sample ID: 480-199966-11

Matrix: Solid | Lab File ID: X241828203.d

Analysis Method: 8270D | Date Collected: 07/20/2022 10:30

Extract. Method: 3550C | Date Extracted: 07/21/2022 15:21

Sample wt/vol: 30.31(g) | Date Analyzed: 07/22/2022 20:47

Con. Extract Vol.: 1(mL) | Dilution Factor: 1

Injection Volume: 1(uL) | GC Column: RXI-5Sil MS ID: 0.25(mm)

% Moisture: 24.9 % Solids: 75.1 | GPC Cleanup:(Y/N) N

Cleanup Factor: | Level: (low/med) Low

Analysis Batch No.: 634540 | Units: ug/Kg

CAS NO.	COMPOUND NAME	RESULT	Q	RL	MDL
191-24-2	Benzo[g,h,i]perylene	220	U	220	24
207-08-9	Benzo[k]fluoranthene	220	U	220	29
92-52-4	Biphenyl	220	U	220	33
108-60-1	bis (2-chloroisopropyl) ether	220	U	220	45
111-91-1	Bis(2-chloroethoxy)methane	220	U	220	47
111-44-4	Bis(2-chloroethyl)ether	220	U	220	29
117-81-7	Bis(2-ethylhexyl) phthalate	220	U	220	76
85-68-7	Butyl benzyl phthalate	220	U	220	37
105-60-2	Caprolactam	220	U	220	67
86-74-8	Carbazole	220	U	220	26
218-01-9	Chrysene	220	U	220	50
53-70-3	Dibenz(a,h)anthracene	220	U	220	40
132-64-9	Dibenzofuran	220	U	220	26
84-66-2	Diethyl phthalate	220	U	220	29
131-11-3	Dimethyl phthalate	220	U	220	26
84-74-2	Di-n-butyl phthalate	220	U	220	38
117-84-0	Di-n-octyl phthalate	220	U	220	26
206-44-0	Fluoranthene	220	U	220	24
86-73-7	Fluorene	220	U	220	26
118-74-1	Hexachlorobenzene	220	U	220	30
87-68-3	Hexachlorobutadiene	220	U	220	33
77-47-4	Hexachlorocyclopentadiene	220	U	220	30
67-72-1	Hexachloroethane	220	U	220	29
193-39-5	Indeno[1,2,3-cd]pyrene	220	U	220	28
78-59-1	Isophorone	220	U	220	47
91-20-3	Naphthalene	220	U	220	29
98-95-3	Nitrobenzene	220	U	220	25
621-64-7	N-Nitrosodi-n-propylamine	220	U	220	38
86-30-6	N-Nitrosodiphenylamine	220	U	220	180
87-86-5	Pentachlorophenol	440	U	440	220
85-01-8	Phenanthrene	220	U	220	33
108-95-2	Phenol	220	U	220	34

FORM I
GC/MS SEMI VOA ORGANICS ANALYSIS DATA SHEET

Lab Name: Eurofins Buffalo
Job No.: 480-199966-1
SDG No.:
Client Sample ID: B41
Lab Sample ID: 480-199966-11
Matrix: Solid
Lab File ID: X241828203.d
Analysis Method: 8270D
Date Collected: 07/20/2022 10:30
Extract. Method: 3550C
Date Extracted: 07/21/2022 15:21
Sample wt/vol: 30.31(g)
Date Analyzed: 07/22/2022 20:47
Con. Extract Vol.: 1(mL)
Dilution Factor: 1
Injection Volume: 1(uL)
GC Column: RXI-5Sil MS ID: 0.25(mm)
% Moisture: 24.9 % Solids: 75.1
GPC Cleanup:(Y/N) N
Cleanup Factor:
Level: (low/med) Low
Analysis Batch No.: 634540
Units: ug/Kg

CAS NO.	COMPOUND NAME	RESULT	Q	RL	MDL
129-00-0	Pyrene	220	U	220	26

CAS NO.	SURROGATE	%REC	Q	LIMITS
118-79-6	2,4,6-Tribromophenol (Surr)	84		54-120
321-60-8	2-Fluorobiphenyl (Surr)	80		60-120
367-12-4	2-Fluorophenol (Surr)	71		52-120
4165-60-0	Nitrobenzene-d5 (Surr)	77		53-120
4165-62-2	Phenol-d5 (Surr)	80		54-120
1718-51-0	p-Terphenyl-d14 (Surr)	103		79-130

FORM I
GC/MS SEMI VOA ORGANICS ANALYSIS DATA SHEET

Lab Name: Eurofins Buffalo | Job No.: 480-199966-1

SDG No.:

Client Sample ID: SIDEWALL-SOUTH #1 | Lab Sample ID: 480-199966-12

Matrix: Solid | Lab File ID: X241828204.d

Analysis Method: 8270D | Date Collected: 07/20/2022 11:00

Extract. Method: 3550C | Date Extracted: 07/21/2022 15:21

Sample wt/vol: 30.26(g) | Date Analyzed: 07/22/2022 21:11

Con. Extract Vol.: 1(mL) | Dilution Factor: 1

Injection Volume: 1(uL) | GC Column: RXI-5Sil MS ID: 0.25(mm)

% Moisture: 9.7 % Solids: 90.3 | GPC Cleanup:(Y/N) N

Cleanup Factor: | Level: (low/med) Low

Analysis Batch No.: 634540 | Units: ug/Kg

CAS NO.	COMPOUND NAME	RESULT	Q	RL	MDL
95-95-4	2,4,5-Trichlorophenol	190	U	190	50
88-06-2	2,4,6-Trichlorophenol	190	U	190	37
120-83-2	2,4-Dichlorophenol	190	U	190	20
105-67-9	2,4-Dimethylphenol	190	U	190	45
51-28-5	2,4-Dinitrophenol	1800	U	1800	860
121-14-2	2,4-Dinitrotoluene	190	U	190	38
606-20-2	2,6-Dinitrotoluene	190	U	190	22
91-58-7	2-Chloronaphthalene	190	U	190	31
95-57-8	2-Chlorophenol	360	U	360	34
91-57-6	2-Methylnaphthalene	190	U	190	37
95-48-7	2-Methylphenol	190	U	190	22
88-74-4	2-Nitroaniline	360	U	360	27
88-75-5	2-Nitrophenol	190	U	190	53
91-94-1	3,3'-Dichlorobenzidine	360	U	360	220
99-09-2	3-Nitroaniline	360	U	360	52
534-52-1	4,6-Dinitro-2-methylphenol	360	U	360	190
101-55-3	4-Bromophenyl phenyl ether	190	U	190	26
59-50-7	4-Chloro-3-methylphenol	190	U	190	46
106-47-8	4-Chloroaniline	190	U	190	46
7005-72-3	4-Chlorophenyl phenyl ether	190	U	190	23
106-44-5	4-Methylphenol	360	U	360	22
100-01-6	4-Nitroaniline	360	U	360	98
100-02-7	4-Nitrophenol	360	U	360	130
83-32-9	Acenaphthene	190	U	190	27
208-96-8	Acenaphthylene	49	J	190	24
98-86-2	Acetophenone	190	U	190	25
120-12-7	Anthracene	64	J	190	46
1912-24-9	Atrazine	190	U	190	65
100-52-7	Benzaldehyde	190	U	190	150
56-55-3	Benzo[a]anthracene	360		190	19
50-32-8	Benzo[a]pyrene	490		190	27
205-99-2	Benzo[b]fluoranthene	590		190	30

FORM I
GC/MS SEMI VOA ORGANICS ANALYSIS DATA SHEET

Lab Name: Eurofins Buffalo
Job No.: 480-199966-1
SDG No.:
Client Sample ID: SIDEWALL-SOUTH #1
Lab Sample ID: 480-199966-12
Matrix: Solid
Lab File ID: X241828204.d
Analysis Method: 8270D
Date Collected: 07/20/2022 11:00
Extract. Method: 3550C
Date Extracted: 07/21/2022 15:21
Sample wt/vol: 30.26(g)
Date Analyzed: 07/22/2022 21:11
Con. Extract Vol.: 1(mL)
Dilution Factor: 1
Injection Volume: 1(uL)
GC Column: RXI-5Sil MS ID: 0.25(mm)
% Moisture: 9.7 % Solids: 90.3
GPC Cleanup:(Y/N) N
Cleanup Factor:
Level: (low/med) Low
Analysis Batch No.: 634540
Units: ug/Kg

CAS NO.	COMPOUND NAME	RESULT	Q	RL	MDL
191-24-2	Benzo[g,h,i]perylene	340		190	20
207-08-9	Benzo[k]fluoranthene	210		190	24
92-52-4	Biphenyl	190	U	190	27
108-60-1	bis (2-chloroisopropyl) ether	190	U	190	37
111-91-1	Bis(2-chloroethoxy)methane	190	U	190	40
111-44-4	Bis(2-chloroethyl)ether	190	U	190	24
117-81-7	Bis(2-ethylhexyl) phthalate	190	U	190	64
85-68-7	Butyl benzyl phthalate	190	U	190	31
105-60-2	Caprolactam	190	U	190	56
86-74-8	Carbazole	30	J	190	22
218-01-9	Chrysene	400		190	42
53-70-3	Dibenz(a,h)anthracene	67	J	190	33
132-64-9	Dibenzofuran	190	U	190	22
84-66-2	Diethyl phthalate	190	U	190	24
131-11-3	Dimethyl phthalate	190	U	190	22
84-74-2	Di-n-butyl phthalate	84	J	190	32
117-84-0	Di-n-octyl phthalate	190	U	190	22
206-44-0	Fluoranthene	580		190	20
86-73-7	Fluorene	190	U	190	22
118-74-1	Hexachlorobenzene	190	U	190	25
87-68-3	Hexachlorobutadiene	190	U	190	27
77-47-4	Hexachlorocyclopentadiene	190	U	190	25
67-72-1	Hexachloroethane	190	U	190	24
193-39-5	Indeno[1,2,3-cd]pyrene	320		190	23
78-59-1	Isophorone	190	U	190	40
91-20-3	Naphthalene	190	U	190	24
98-95-3	Nitrobenzene	190	U	190	21
621-64-7	N-Nitrosodi-n-propylamine	190	U	190	32
86-30-6	N-Nitrosodiphenylamine	190	U	190	150
87-86-5	Pentachlorophenol	360	U	360	190
85-01-8	Phenanthrene	260		190	27
108-95-2	Phenol	190	U	190	29

FORM I
GC/MS SEMI VOA ORGANICS ANALYSIS DATA SHEET

Lab Name: Eurofins Buffalo
Job No.: 480-199966-1
SDG No.:
Client Sample ID: SIDEWALL-SOUTH #1
Lab Sample ID: 480-199966-12
Matrix: Solid
Lab File ID: X241828204.d
Analysis Method: 8270D
Date Collected: 07/20/2022 11:00
Extract. Method: 3550C
Date Extracted: 07/21/2022 15:21
Sample wt/vol: 30.26(g)
Date Analyzed: 07/22/2022 21:11
Con. Extract Vol.: 1(mL)
Dilution Factor: 1
Injection Volume: 1(uL)
GC Column: RXI-5Sil MS ID: 0.25(mm)
% Moisture: 9.7 % Solids: 90.3
GPC Cleanup:(Y/N) N
Cleanup Factor:
Level: (low/med) Low
Analysis Batch No.: 634540
Units: ug/Kg

CAS NO.	COMPOUND NAME	RESULT	Q	RL	MDL
129-00-0	Pyrene	560		190	22

CAS NO.	SURROGATE	%REC	Q	LIMITS
118-79-6	2,4,6-Tribromophenol (Surr)	79		54-120
321-60-8	2-Fluorobiphenyl (Surr)	76		60-120
367-12-4	2-Fluorophenol (Surr)	72		52-120
4165-60-0	Nitrobenzene-d5 (Surr)	70		53-120
4165-62-2	Phenol-d5 (Surr)	76		54-120
1718-51-0	p-Terphenyl-d14 (Surr)	86		79-130

FORM I
GC/MS SEMI VOA ORGANICS ANALYSIS DATA SHEET

Lab Name: Eurofins Buffalo | Job No.: 480-199966-1

SDG No.:

Client Sample ID: SIDEWALL-SOUTH #2 | Lab Sample ID: 480-199966-13

Matrix: Solid | Lab File ID: X241828205.d

Analysis Method: 8270D | Date Collected: 07/20/2022 11:00

Extract. Method: 3550C | Date Extracted: 07/21/2022 15:21

Sample wt/vol: 30.75(g) | Date Analyzed: 07/22/2022 21:36

Con. Extract Vol.: 1(mL) | Dilution Factor: 1

Injection Volume: 1(uL) | GC Column: RXI-5Sil MS ID: 0.25(mm)

% Moisture: 12.7 % Solids: 87.3 | GPC Cleanup:(Y/N) N

Cleanup Factor: | Level: (low/med) Low

Analysis Batch No.: 634540 | Units: ug/Kg

CAS NO.	COMPOUND NAME	RESULT	Q	RL	MDL
95-95-4	2,4,5-Trichlorophenol	190	U	190	51
88-06-2	2,4,6-Trichlorophenol	190	U	190	38
120-83-2	2,4-Dichlorophenol	190	U	190	20
105-67-9	2,4-Dimethylphenol	190	U	190	46
51-28-5	2,4-Dinitrophenol	1900	U	1900	880
121-14-2	2,4-Dinitrotoluene	190	U	190	39
606-20-2	2,6-Dinitrotoluene	190	U	190	22
91-58-7	2-Chloronaphthalene	190	U	190	31
95-57-8	2-Chlorophenol	370	U	370	35
91-57-6	2-Methylnaphthalene	47	J	190	38
95-48-7	2-Methylphenol	190	U	190	22
88-74-4	2-Nitroaniline	370	U	370	28
88-75-5	2-Nitrophenol	190	U	190	54
91-94-1	3,3'-Dichlorobenzidine	370	U	370	220
99-09-2	3-Nitroaniline	370	U	370	53
534-52-1	4,6-Dinitro-2-methylphenol	370	U	370	190
101-55-3	4-Bromophenyl phenyl ether	190	U	190	27
59-50-7	4-Chloro-3-methylphenol	190	U	190	47
106-47-8	4-Chloroaniline	190	U	190	47
7005-72-3	4-Chlorophenyl phenyl ether	190	U	190	23
106-44-5	4-Methylphenol	370	U	370	22
100-01-6	4-Nitroaniline	370	U	370	99
100-02-7	4-Nitrophenol	370	U	370	130
83-32-9	Acenaphthene	90	J	190	28
208-96-8	Acenaphthylene	42	J	190	25
98-86-2	Acetophenone	190	U	190	26
120-12-7	Anthracene	200		190	47
1912-24-9	Atrazine	190	U	190	66
100-52-7	Benzaldehyde	190	U	190	150
56-55-3	Benzo[a]anthracene	410		190	19
50-32-8	Benzo[a]pyrene	350		190	28
205-99-2	Benzo[b]fluoranthene	420		190	30

FORM I
GC/MS SEMI VOA ORGANICS ANALYSIS DATA SHEET

Lab Name: Eurofins Buffalo
Job No.: 480-199966-1
SDG No.:
Client Sample ID: SIDEWALL-SOUTH #2
Lab Sample ID: 480-199966-13
Matrix: Solid
Lab File ID: X241828205.d
Analysis Method: 8270D
Date Collected: 07/20/2022 11:00
Extract. Method: 3550C
Date Extracted: 07/21/2022 15:21
Sample wt/vol: 30.75(g)
Date Analyzed: 07/22/2022 21:36
Con. Extract Vol.: 1(mL)
Dilution Factor: 1
Injection Volume: 1(uL)
GC Column: RXI-5Sil MS ID: 0.25(mm)
% Moisture: 12.7 % Solids: 87.3
GPC Cleanup:(Y/N) N
Cleanup Factor:
Level: (low/med) Low
Analysis Batch No.: 634540
Units: ug/Kg

CAS NO.	COMPOUND NAME	RESULT	Q	RL	MDL
191-24-2	Benzo[g,h,i]perylene	190		190	20
207-08-9	Benzo[k]fluoranthene	190		190	25
92-52-4	Biphenyl	190	U	190	28
108-60-1	bis (2-chloroisopropyl) ether	190	U	190	38
111-91-1	Bis(2-chloroethoxy)methane	190	U	190	40
111-44-4	Bis(2-chloroethyl)ether	190	U	190	25
117-81-7	Bis(2-ethylhexyl) phthalate	190	U	190	65
85-68-7	Butyl benzyl phthalate	190	U	190	31
105-60-2	Caprolactam	190	U	190	57
86-74-8	Carbazole	79	J	190	22
218-01-9	Chrysene	400		190	42
53-70-3	Dibenz(a,h)anthracene	52	J	190	34
132-64-9	Dibenzofuran	60	J	190	22
84-66-2	Diethyl phthalate	190	U	190	25
131-11-3	Dimethyl phthalate	190	U	190	22
84-74-2	Di-n-butyl phthalate	47	J	190	32
117-84-0	Di-n-octyl phthalate	190	U	190	22
206-44-0	Fluoranthene	740		190	20
86-73-7	Fluorene	78	J	190	22
118-74-1	Hexachlorobenzene	190	U	190	26
87-68-3	Hexachlorobutadiene	190	U	190	28
77-47-4	Hexachlorocyclopentadiene	190	U	190	26
67-72-1	Hexachloroethane	190	U	190	25
193-39-5	Indeno[1,2,3-cd]pyrene	170	J	190	23
78-59-1	Isophorone	190	U	190	40
91-20-3	Naphthalene	190	U	190	25
98-95-3	Nitrobenzene	190	U	190	21
621-64-7	N-Nitrosodi-n-propylamine	190	U	190	32
86-30-6	N-Nitrosodiphenylamine	190	U	190	150
87-86-5	Pentachlorophenol	370	U	370	190
85-01-8	Phenanthrene	710		190	28
108-95-2	Phenol	190	U	190	29

FORM I
GC/MS SEMI VOA ORGANICS ANALYSIS DATA SHEET

Lab Name: Eurofins Buffalo
Job No.: 480-199966-1
SDG No.:
Client Sample ID: SIDEWALL-SOUTH #2
Lab Sample ID: 480-199966-13
Matrix: Solid
Lab File ID: X241828205.d
Analysis Method: 8270D
Date Collected: 07/20/2022 11:00
Extract. Method: 3550C
Date Extracted: 07/21/2022 15:21
Sample wt/vol: 30.75(g)
Date Analyzed: 07/22/2022 21:36
Con. Extract Vol.: 1(mL)
Dilution Factor: 1
Injection Volume: 1(uL)
GC Column: RXI-5Sil MS ID: 0.25(mm)
% Moisture: 12.7 % Solids: 87.3
GPC Cleanup:(Y/N) N
Cleanup Factor:
Level: (low/med) Low
Analysis Batch No.: 634540
Units: ug/Kg

CAS NO.	COMPOUND NAME	RESULT	Q	RL	MDL
129-00-0	Pyrene	690		190	22

CAS NO.	SURROGATE	%REC	Q	LIMITS
118-79-6	2,4,6-Tribromophenol (Surr)	75		54-120
321-60-8	2-Fluorobiphenyl (Surr)	72		60-120
367-12-4	2-Fluorophenol (Surr)	65		52-120
4165-60-0	Nitrobenzene-d5 (Surr)	71		53-120
4165-62-2	Phenol-d5 (Surr)	70		54-120
1718-51-0	p-Terphenyl-d14 (Surr)	80		79-130

Method 8081B

Organochlorine Pesticides (GC) by Method 8081B

FORM I
PESTICIDES ORGANICS ANALYSIS DATA SHEET

Lab Name: Eurofins Buffalo
Job No.: 480-199966-1
SDG No.:
Client Sample ID: B3
Lab Sample ID: 480-199966-1
Matrix: Solid
Lab File ID: 5_56043.D
Analysis Method: 8081B
Date Collected: 07/20/2022 10:30
Extraction Method: 3550C
Date Extracted: 07/22/2022 08:55
Sample wt/vol: 30.12(g)
Date Analyzed: 07/25/2022 11:08
Con. Extract Vol.: 10(mL)
Dilution Factor: 1
Injection Volume: 1(uL)
GC Column: RTX-CLPII ID: 0.53(mm)
% Moisture: 22.1 % Solids: 77.9
GPC Cleanup:(Y/N) N
Cleanup Factor:
Analysis Batch No.: 634687
Units: ug/Kg

CAS NO.	COMPOUND NAME	RESULT	Q	RL	MDL
72-54-8	4,4'-DDD	2.1	U	2.1	0.41
72-55-9	4,4'-DDE	2.1	U	2.1	0.45
50-29-3	4,4'-DDT	2.1	U	2.1	0.50
309-00-2	Aldrin	2.1	U	2.1	0.52
319-84-6	alpha-BHC	2.1	U	2.1	0.38
319-85-7	beta-BHC	2.1	U	2.1	0.38
5103-71-9	cis-Chlordane	2.1	U	2.1	1.1
319-86-8	delta-BHC	2.1	U	2.1	0.40
60-57-1	Dieldrin	2.1	U	2.1	0.51
959-98-8	Endosulfan I	2.1	U	2.1	0.41
33213-65-9	Endosulfan II	2.1	U	2.1	0.38
1031-07-8	Endosulfan sulfate	2.1	U	2.1	0.40
72-20-8	Endrin	2.1	U	2.1	0.42
7421-93-4	Endrin aldehyde	2.1	U	2.1	0.54
53494-70-5	Endrin ketone	2.1	U	2.1	0.52
58-89-9	gamma-BHC (Lindane)	2.1	U	2.1	0.39
76-44-8	Heptachlor	2.1	U	2.1	0.46
1024-57-3	Heptachlor epoxide	2.1	U	2.1	0.55
72-43-5	Methoxychlor	2.1	U	2.1	0.43
8001-35-2	Toxaphene	21	U	21	12
5103-74-2	trans-Chlordane	2.1	U	2.1	0.68

CAS NO.	SURROGATE	%REC	Q	LIMITS
2051-24-3	DCB Decachlorobiphenyl	83		45-120
877-09-8	Tetrachloro-m-xylene	74		30-124

FORM I
PESTICIDES ORGANICS ANALYSIS DATA SHEET

Lab Name: Eurofins Buffalo | Job No.: 480-199966-1

SDG No.:

Client Sample ID: B4 | Lab Sample ID: 480-199966-2

Matrix: Solid | Lab File ID: 5_56044.D

Analysis Method: 8081B | Date Collected: 07/20/2022 10:30

Extraction Method: 3550C | Date Extracted: 07/22/2022 08:55

Sample wt/vol: 30.15(g) | Date Analyzed: 07/25/2022 11:27

Con. Extract Vol.: 10(mL) | Dilution Factor: 1

Injection Volume: 1(uL) | GC Column: RTX-CLPII ID: 0.53(mm)

% Moisture: 15.8 % Solids: 84.2 | GPC Cleanup:(Y/N) N

Cleanup Factor:

Analysis Batch No.: 634687 | Units: ug/Kg

CAS NO.	COMPOUND NAME	RESULT	Q	RL	MDL	
72-54-8	4,4'-DDD	2.0	U	2.0	0.38	
72-55-9	4,4'-DDE	2.0	U	2.0	0.41	
50-29-3	4,4'-DDT	0.68	J	2.0	0.46	
309-00-2	Aldrin	2.0	U	2.0	0.48	
319-84-6	alpha-BHC	2.0	U	2.0	0.35	
319-85-7	beta-BHC	2.0	U	2.0	0.35	
5103-71-9	cis-Chlordane	2.0	U	2.0	0.98	
319-86-8	delta-BHC	0.44	J	2.0	0.37	J
60-57-1	Dieldrin	2.0	U	2.0	0.47	
959-98-8	Endosulfan I	2.0	U	2.0	0.38	
33213-65-9	Endosulfan II	2.0	U	2.0	0.35	
1031-07-8	Endosulfan sulfate	2.0	U	2.0	0.37	
72-20-8	Endrin	2.0	U	2.0	0.39	
7421-93-4	Endrin aldehyde	2.0	U	2.0	0.50	
53494-70-5	Endrin ketone	2.0	U	2.0	0.48	
58-89-9	gamma-BHC (Lindane)	2.0	U	2.0	0.36	
76-44-8	Heptachlor	2.0	U	2.0	0.43	
1024-57-3	Heptachlor epoxide	2.0	U	2.0	0.51	
72-43-5	Methoxychlor	2.0	U	2.0	0.40	
8001-35-2	Toxaphene	20	U	20	11	
5103-74-2	trans-Chlordane	2.0	U	2.0	0.63	

CAS NO.	SURROGATE	%REC	Q	LIMITS
2051-24-3	DCB Decachlorobiphenyl	81		45-120
877-09-8	Tetrachloro-m-xylene	67		30-124

MKP 8/23/2022

FORM I
PESTICIDES ORGANICS ANALYSIS DATA SHEET

Lab Name: Eurofins Buffalo
Job No.: 480-199966-1
SDG No.:
Client Sample ID: B5
Lab Sample ID: 480-199966-3
Matrix: Solid
Lab File ID: 5_56045.D
Analysis Method: 8081B
Date Collected: 07/20/2022 10:30
Extraction Method: 3550C
Date Extracted: 07/22/2022 08:55
Sample wt/vol: 30.28(g)
Date Analyzed: 07/25/2022 11:47
Con. Extract Vol.: 10(mL)
Dilution Factor: 1
Injection Volume: 1(uL)
GC Column: RTX-CLPII ID: 0.53(mm)
% Moisture: 17.0 % Solids: 83.0
GPC Cleanup:(Y/N) N
Cleanup Factor:
Analysis Batch No.: 634687
Units: ug/Kg

CAS NO.	COMPOUND NAME	RESULT	Q	RL	MDL	
72-54-8	4,4'-DDD	2.0	U	2.0	0.39	
72-55-9	4,4'-DDE	2.0	U	2.0	0.42	
50-29-3	4,4'-DDT	2.0	U	2.0	0.47	
309-00-2	Aldrin	2.0	U	2.0	0.49	
319-84-6	alpha-BHC	2.0	U	2.0	0.36	
319-85-7	beta-BHC	2.0	U	2.0	0.36	
5103-71-9	cis-Chlordane	2.0	U	2.0	0.99	
319-86-8	delta-BHC	0.51	J	2.0	0.37	
60-57-1	Dieldrin	2.0	U	2.0	0.48	
959-98-8	Endosulfan I	2.0	U	2.0	0.38	
33213-65-9	Endosulfan II	2.0	U	2.0	0.36	
1031-07-8	Endosulfan sulfate	2.0	U	2.0	0.37	
72-20-8	Endrin	0.62	J	2.0	0.39	J
7421-93-4	Endrin aldehyde	2.0	U	2.0	0.51	
53494-70-5	Endrin ketone	2.0	U	2.0	0.49	
58-89-9	gamma-BHC (Lindane)	2.0	U	2.0	0.37	
76-44-8	Heptachlor	2.0	U	2.0	0.43	
1024-57-3	Heptachlor epoxide	2.0	U	2.0	0.51	
72-43-5	Methoxychlor	2.0	U	2.0	0.41	
8001-35-2	Toxaphene	20	U	20	12	
5103-74-2	trans-Chlordane	2.0	U	2.0	0.63	

CAS NO.	SURROGATE	%REC	Q	LIMITS
2051-24-3	DCB Decachlorobiphenyl	81		45-120
877-09-8	Tetrachloro-m-xylene	64		30-124

MKP 8/23/2022

FORM I
PESTICIDES ORGANICS ANALYSIS DATA SHEET

Lab Name: Eurofins Buffalo | Job No.: 480-199966-1

SDG No.:

Client Sample ID: B11 | Lab Sample ID: 480-199966-4

Matrix: Solid | Lab File ID: 5_56046.D

Analysis Method: 8081B | Date Collected: 07/20/2022 10:30

Extraction Method: 3550C | Date Extracted: 07/22/2022 08:55

Sample wt/vol: 30.15(g) | Date Analyzed: 07/25/2022 12:06

Con. Extract Vol.: 10(mL) | Dilution Factor: 1

Injection Volume: 1(uL) | GC Column: RTX-CLPII ID: 0.53(mm)

% Moisture: 25.0 % Solids: 75.0 | GPC Cleanup:(Y/N) N

Cleanup Factor:

Analysis Batch No.: 634687 | Units: ug/Kg

CAS NO.	COMPOUND NAME	RESULT	Q	RL	MDL
72-54-8	4,4'-DDD	2.2	U	2.2	0.43
72-55-9	4,4'-DDE	2.2	U	2.2	0.46
50-29-3	4,4'-DDT	2.2	U	2.2	0.52
309-00-2	Aldrin	2.2	U	2.2	0.54
319-84-6	alpha-BHC	2.2	U	2.2	0.40
319-85-7	beta-BHC	2.2	U	2.2	0.40
5103-71-9	cis-Chlordane	2.2	U	2.2	1.1
319-86-8	delta-BHC	0.46	J	2.2	0.41
60-57-1	Dieldrin	2.2	U	2.2	0.53
959-98-8	Endosulfan I	2.2	U	2.2	0.42
33213-65-9	Endosulfan II	2.2	U	2.2	0.40
1031-07-8	Endosulfan sulfate	2.2	U	2.2	0.41
72-20-8	Endrin	2.2	U	2.2	0.44
7421-93-4	Endrin aldehyde	2.2	U	2.2	0.57
53494-70-5	Endrin ketone	2.2	U	2.2	0.54
58-89-9	gamma-BHC (Lindane)	2.2	U	2.2	0.41
76-44-8	Heptachlor	2.2	U	2.2	0.48
1024-57-3	Heptachlor epoxide	2.2	U	2.2	0.57
72-43-5	Methoxychlor	2.2 UJ ~~0.78~~	J B	2.2	0.45
8001-35-2	Toxaphene	22	U	22	13
5103-74-2	trans-Chlordane	2.2	U	2.2	0.70

CAS NO.	SURROGATE	%REC	Q	LIMITS
2051-24-3	DCB Decachlorobiphenyl	83		45-120
877-09-8	Tetrachloro-m-xylene	74		30-124

MKP 8/23/2022

FORM I
PESTICIDES ORGANICS ANALYSIS DATA SHEET

Lab Name: Eurofins Buffalo
Job No.: 480-199966-1
SDG No.:
Client Sample ID: B12
Lab Sample ID: 480-199966-5
Matrix: Solid
Lab File ID: 5_56047.D
Analysis Method: 8081B
Date Collected: 07/20/2022 10:30
Extraction Method: 3550C
Date Extracted: 07/22/2022 08:55
Sample wt/vol: 30.36(g)
Date Analyzed: 07/25/2022 12:26
Con. Extract Vol.: 10(mL)
Dilution Factor: 1
Injection Volume: 1(uL)
GC Column: RTX-CLPII ID: 0.53(mm)
% Moisture: 25.4 % Solids: 74.6
GPC Cleanup:(Y/N) N
Cleanup Factor:
Analysis Batch No.: 634687
Units: ug/Kg

CAS NO.	COMPOUND NAME	RESULT	Q	RL	MDL
72-54-8	4,4'-DDD	0.56	J	2.2	0.43
72-55-9	4,4'-DDE	2.2	U	2.2	0.46
50-29-3	4,4'-DDT	2.2	U	2.2	0.52
309-00-2	Aldrin	2.2	U	2.2	0.54
319-84-6	alpha-BHC	2.2	U	2.2	0.40
319-85-7	beta-BHC	0.82	J	2.2	0.40
5103-71-9	cis-Chlordane	2.2	U	2.2	1.1
319-86-8	delta-BHC	0.52	J	2.2	0.41
60-57-1	Dieldrin	2.2	U	2.2	0.53
959-98-8	Endosulfan I	2.2	U	2.2	0.42
33213-65-9	Endosulfan II	2.2	U	2.2	0.40
1031-07-8	Endosulfan sulfate	2.2	U	2.2	0.41
72-20-8	Endrin	2.2	U	2.2	0.44
7421-93-4	Endrin aldehyde	2.2	U	2.2	0.56
53494-70-5	Endrin ketone	2.2	U	2.2	0.54
58-89-9	gamma-BHC (Lindane)	2.2	U	2.2	0.41
76-44-8	Heptachlor	2.2	U	2.2	0.48
1024-57-3	Heptachlor epoxide	2.2	U	2.2	0.57
72-43-5	Methoxychlor	2.2	U	2.2	0.45
8001-35-2	Toxaphene	22	U	22	13
5103-74-2	trans-Chlordane	2.2	U	2.2	0.70

CAS NO.	SURROGATE	%REC	Q	LIMITS
2051-24-3	DCB Decachlorobiphenyl	86		45-120
877-09-8	Tetrachloro-m-xylene	81		30-124

FORM I
PESTICIDES ORGANICS ANALYSIS DATA SHEET

Lab Name: Eurofins Buffalo | Job No.: 480-199966-1

SDG No.:

Client Sample ID: B13 | Lab Sample ID: 480-199966-6

Matrix: Solid | Lab File ID: 5_56048.D

Analysis Method: 8081B | Date Collected: 07/20/2022 10:30

Extraction Method: 3550C | Date Extracted: 07/22/2022 08:55

Sample wt/vol: 30.21(g) | Date Analyzed: 07/25/2022 12:45

Con. Extract Vol.: 10(mL) | Dilution Factor: 1

Injection Volume: 1(uL) | GC Column: RTX-CLPII ID: 0.53(mm)

% Moisture: 26.7 % Solids: 73.3 | GPC Cleanup:(Y/N) N

Cleanup Factor:

Analysis Batch No.: 634687 | Units: ug/Kg

CAS NO.	COMPOUND NAME	RESULT	Q	RL	MDL	
72-54-8	4,4'-DDD	2.3	U	2.3	0.44	
72-55-9	4,4'-DDE	2.3	U	2.3	0.47	
50-29-3	4,4'-DDT	1.1	J	2.3	0.53	
309-00-2	Aldrin	2.3	U	2.3	0.56	
319-84-6	alpha-BHC	0.78	J	2.3	0.41	
319-85-7	beta-BHC	1.1	J	2.3	0.41	J
5103-71-9	cis-Chlordane	2.3	U	2.3	1.1	
319-86-8	delta-BHC	2.3	U	2.3	0.42	
60-57-1	Dieldrin	2.3	U	2.3	0.54	
959-98-8	Endosulfan I	2.3	U	2.3	0.43	
33213-65-9	Endosulfan II	2.3	U	2.3	0.41	
1031-07-8	Endosulfan sulfate	2.3	U	2.3	0.42	
72-20-8	Endrin	2.3	U	2.3	0.45	
7421-93-4	Endrin aldehyde	2.3	U	2.3	0.58	
53494-70-5	Endrin ketone	2.3	U	2.3	0.56	
58-89-9	gamma-BHC (Lindane)	2.3	U	2.3	0.41	
76-44-8	Heptachlor	2.3	U	2.3	0.49	
1024-57-3	Heptachlor epoxide	2.3	U	2.3	0.58	
72-43-5	Methoxychlor	~~0.79~~ 2.3 UJ	J B	2.3	0.46	
8001-35-2	Toxaphene	23	U	23	13	
5103-74-2	trans-Chlordane	2.3	U	2.3	0.72	

CAS NO.	SURROGATE	%REC	Q	LIMITS
2051-24-3	DCB Decachlorobiphenyl	92		45-120
877-09-8	Tetrachloro-m-xylene	81		30-124

MKP 8/23/2022

FORM I
PESTICIDES ORGANICS ANALYSIS DATA SHEET

Lab Name: Eurofins Buffalo
Job No.: 480-199966-1
SDG No.:
Client Sample ID: B14
Lab Sample ID: 480-199966-7
Matrix: Solid
Lab File ID: 5_56049.D
Analysis Method: 8081B
Date Collected: 07/20/2022 10:30
Extraction Method: 3550C
Date Extracted: 07/22/2022 08:55
Sample wt/vol: 30.15(g)
Date Analyzed: 07/25/2022 13:05
Con. Extract Vol.: 10(mL)
Dilution Factor: 1
Injection Volume: 1(uL)
GC Column: RTX-CLPII ID: 0.53(mm)
% Moisture: 22.6 % Solids: 77.4
GPC Cleanup:(Y/N) N
Cleanup Factor:
Analysis Batch No.: 634687
Units: ug/Kg

CAS NO.	COMPOUND NAME	RESULT	Q	RL	MDL	
72-54-8	4,4'-DDD	2.1	U	2.1	0.42	
72-55-9	4,4'-DDE	2.1	U	2.1	0.45	
50-29-3	4,4'-DDT	2.1	U	2.1	0.50	
309-00-2	Aldrin	2.1	U	2.1	0.53	
319-84-6	alpha-BHC	2.1	U	2.1	0.39	
319-85-7	beta-BHC	2.1	U	2.1	0.39	
5103-71-9	cis-Chlordane	2.1	U	2.1	1.1	
319-86-8	delta-BHC	0.49	J	2.1	0.40	J
60-57-1	Dieldrin	2.1	U	2.1	0.51	
959-98-8	Endosulfan I	2.1	U	2.1	0.41	
33213-65-9	Endosulfan II	2.1	U	2.1	0.39	
1031-07-8	Endosulfan sulfate	2.1	U	2.1	0.40	
72-20-8	Endrin	2.1	U	2.1	0.42	
7421-93-4	Endrin aldehyde	2.1	U	2.1	0.55	
53494-70-5	Endrin ketone	2.1	U	2.1	0.53	
58-89-9	gamma-BHC (Lindane)	2.1	U	2.1	0.39	
76-44-8	Heptachlor	2.1	U	2.1	0.46	
1024-57-3	Heptachlor epoxide	2.1	U	2.1	0.55	
72-43-5	Methoxychlor	2.1	U	2.1	0.44	
8001-35-2	Toxaphene	21	U	21	12	

CAS NO.	SURROGATE	%REC	Q	LIMITS
2051-24-3	DCB Decachlorobiphenyl	88		45-120
877-09-8	Tetrachloro-m-xylene	74		30-124

MKP 8/23/2022

FORM I
PESTICIDES ORGANICS ANALYSIS DATA SHEET

Lab Name: Eurofins Buffalo
Job No.: 480-199966-1
SDG No.:
Client Sample ID: B15
Lab Sample ID: 480-199966-8
Matrix: Solid
Lab File ID: 5_56050.D
Analysis Method: 8081B
Date Collected: 07/20/2022 10:30
Extraction Method: 3550C
Date Extracted: 07/22/2022 08:55
Sample wt/vol: 30.19(g)
Date Analyzed: 07/25/2022 13:24
Con. Extract Vol.: 10(mL)
Dilution Factor: 1
Injection Volume: 1(uL)
GC Column: RTX-CLPII ID: 0.53(mm)
% Moisture: 4.9 % Solids: 95.1
GPC Cleanup:(Y/N) N
Cleanup Factor:
Analysis Batch No.: 634687
Units: ug/Kg

CAS NO.	COMPOUND NAME	RESULT	Q	RL	MDL
72-54-8	4,4'-DDD	1.7	U	1.7	0.34
72-55-9	4,4'-DDE	1.7	U	1.7	0.37
50-29-3	4,4'-DDT	0.71	J	1.7	0.41
309-00-2	Aldrin	1.7	U	1.7	0.43
319-84-6	alpha-BHC	1.7	U	1.7	0.31
319-85-7	beta-BHC	1.7	U	1.7	0.31
5103-71-9	cis-Chlordane	1.7	U	1.7	0.87
319-86-8	delta-BHC	1.7	U	1.7	0.32
60-57-1	Dieldrin	1.7	U	1.7	0.42
959-98-8	Endosulfan I	1.7	U	1.7	0.33
33213-65-9	Endosulfan II	1.7	U	1.7	0.31
1031-07-8	Endosulfan sulfate	1.7	U	1.7	0.33
72-20-8	Endrin	1.7	U	1.7	0.34
7421-93-4	Endrin aldehyde	1.7	U	1.7	0.45
53494-70-5	Endrin ketone	1.7	U	1.7	0.43
58-89-9	gamma-BHC (Lindane)	1.7	U	1.7	0.32
76-44-8	Heptachlor	1.7	U	1.7	0.38
1024-57-3	Heptachlor epoxide	1.7	U	1.7	0.45
72-43-5	Methoxychlor	1.7	U	1.7	0.36
8001-35-2	Toxaphene	17	U	17	10
5103-74-2	trans-Chlordane	1.7	U	1.7	0.55

CAS NO.	SURROGATE	%REC	Q	LIMITS
2051-24-3	DCB Decachlorobiphenyl	92		45-120
877-09-8	Tetrachloro-m-xylene	63		30-124

FORM I
PESTICIDES ORGANICS ANALYSIS DATA SHEET

Lab Name: Eurofins Buffalo
Job No.: 480-199966-1
SDG No.:
Client Sample ID: B30
Lab Sample ID: 480-199966-9
Matrix: Solid
Lab File ID: 5_56051.D
Analysis Method: 8081B
Date Collected: 07/20/2022 10:30
Extraction Method: 3550C
Date Extracted: 07/22/2022 08:55
Sample wt/vol: 30.31(g)
Date Analyzed: 07/25/2022 13:44
Con. Extract Vol.: 10(mL)
Dilution Factor: 1
Injection Volume: 1(uL)
GC Column: RTX-CLPII ID: 0.53(mm)
% Moisture: 5.9 % Solids: 94.1
GPC Cleanup:(Y/N) N
Cleanup Factor:
Analysis Batch No.: 634687
Units: ug/Kg

CAS NO.	COMPOUND NAME	RESULT	Q	RL	MDL	
72-54-8	4,4'-DDD	1.8	U	1.8	0.34	
72-55-9	4,4'-DDE	0.54	J	1.8	0.37	J
50-29-3	4,4'-DDT	0.92	J	1.8	0.41	
309-00-2	Aldrin	1.8	U	1.8	0.43	
319-84-6	alpha-BHC	1.8	U	1.8	0.32	
319-85-7	beta-BHC	1.8	U	1.8	0.32	
5103-71-9	cis-Chlordane	1.8	U	1.8	0.87	
319-86-8	delta-BHC	1.8	U	1.8	0.33	
60-57-1	Dieldrin	1.8	U	1.8	0.42	
959-98-8	Endosulfan I	1.8	U	1.8	0.34	
33213-65-9	Endosulfan II	1.8	U	1.8	0.32	
1031-07-8	Endosulfan sulfate	1.8	U	1.8	0.33	
72-20-8	Endrin	1.8	U	1.8	0.35	
7421-93-4	Endrin aldehyde	1.8	U	1.8	0.45	
53494-70-5	Endrin ketone	1.8	U	1.8	0.43	
58-89-9	gamma-BHC (Lindane)	1.8	U	1.8	0.32	
76-44-8	Heptachlor	1.8	U	1.8	0.38	
1024-57-3	Heptachlor epoxide	1.8	U	1.8	0.45	
8001-35-2	Toxaphene	18	U	18	10	
5103-74-2	trans-Chlordane	1.8	U	1.8	0.56	

CAS NO.	SURROGATE	%REC	Q	LIMITS
2051-24-3	DCB Decachlorobiphenyl	88		45-120
877-09-8	Tetrachloro-m-xylene	57		30-124

MKP 8/23/2022

FORM I
PESTICIDES ORGANICS ANALYSIS DATA SHEET

Lab Name: Eurofins Buffalo
Job No.: 480-199966-1
SDG No.:
Client Sample ID: B30
Lab Sample ID: 480-199966-9
Matrix: Solid
Lab File ID: 5_56051.D
Analysis Method: 8081B
Date Collected: 07/20/2022 10:30
Extraction Method: 3550C
Date Extracted: 07/22/2022 08:55
Sample wt/vol: 30.31(g)
Date Analyzed: 07/25/2022 13:44
Con. Extract Vol.: 10(mL)
Dilution Factor: 1
Injection Volume: 1(uL)
GC Column: RTX-CLPI
ID: 0.53(mm)
% Moisture: 5.9
% Solids: 94.1
GPC Cleanup:(Y/N) N
Cleanup Factor:
Analysis Batch No.: 634687
Units: ug/Kg

CAS NO.	COMPOUND NAME	RESULT	Q	RL	MDL
72-43-5	Methoxychlor	1.8 UJ ~~0.45~~	J B	1.8	0.36

CAS NO.	SURROGATE	%REC	Q	LIMITS
2051-24-3	DCB Decachlorobiphenyl	65		45-120
877-09-8	Tetrachloro-m-xylene	64		30-124

MKP 8/23/2022

FORM I
PESTICIDES ORGANICS ANALYSIS DATA SHEET

Lab Name: Eurofins Buffalo
Job No.: 480-199966-1
SDG No.:
Client Sample ID: B40
Lab Sample ID: 480-199966-10
Matrix: Solid
Lab File ID: 5_56052.D
Analysis Method: 8081B
Date Collected: 07/20/2022 10:30
Extraction Method: 3550C
Date Extracted: 07/22/2022 08:55
Sample wt/vol: 30.11(g)
Date Analyzed: 07/25/2022 14:03
Con. Extract Vol.: 10(mL)
Dilution Factor: 1
Injection Volume: 1(uL)
GC Column: RTX-CLPII ID: 0.53(mm)
% Moisture: 25.3 % Solids: 74.7
GPC Cleanup:(Y/N) N
Cleanup Factor:
Analysis Batch No.: 634687
Units: ug/Kg

CAS NO.	COMPOUND NAME	RESULT	Q	RL	MDL
72-54-8	4,4'-DDD	2.2	U	2.2	0.43
72-55-9	4,4'-DDE	2.2	U	2.2	0.47
50-29-3	4,4'-DDT	0.75	J	2.2	0.52
309-00-2	Aldrin	2.2	U	2.2	0.55
319-84-6	alpha-BHC	2.2	U	2.2	0.40
319-85-7	beta-BHC	2.2	U	2.2	0.40
5103-71-9	cis-Chlordane	2.2	U	2.2	1.1
319-86-8	delta-BHC	2.2	U	2.2	0.41
60-57-1	Dieldrin	2.2	U	2.2	0.53
959-98-8	Endosulfan I	2.2	U	2.2	0.43
33213-65-9	Endosulfan II	2.2	U	2.2	0.40
1031-07-8	Endosulfan sulfate	2.2	U	2.2	0.41
72-20-8	Endrin	2.2	U	2.2	0.44
7421-93-4	Endrin aldehyde	2.2	U	2.2	0.57
53494-70-5	Endrin ketone	2.2	U	2.2	0.55
58-89-9	gamma-BHC (Lindane)	2.2	U	2.2	0.41
76-44-8	Heptachlor	2.2	U	2.2	0.48
1024-57-3	Heptachlor epoxide	2.2	U	2.2	0.57
72-43-5	Methoxychlor	2.2	U	2.2	0.45
8001-35-2	Toxaphene	22	U	22	13
5103-74-2	trans-Chlordane	2.2	U	2.2	0.71

CAS NO.	SURROGATE	%REC	Q	LIMITS
2051-24-3	DCB Decachlorobiphenyl	95		45-120
877-09-8	Tetrachloro-m-xylene	79		30-124

FORM I
PESTICIDES ORGANICS ANALYSIS DATA SHEET

Lab Name: Eurofins Buffalo | Job No.: 480-199966-1

SDG No.:

Client Sample ID: B41 | Lab Sample ID: 480-199966-11

Matrix: Solid | Lab File ID: 5_56053.D

Analysis Method: 8081B | Date Collected: 07/20/2022 10:30

Extraction Method: 3550C | Date Extracted: 07/22/2022 08:55

Sample wt/vol: 30.18(g) | Date Analyzed: 07/25/2022 14:23

Con. Extract Vol.: 10(mL) | Dilution Factor: 1

Injection Volume: 1(uL) | GC Column: RTX-CLPII ID: 0.53(mm)

% Moisture: 24.9 % Solids: 75.1 | GPC Cleanup:(Y/N) N

Cleanup Factor:

Analysis Batch No.: 634687 | Units: ug/Kg

CAS NO.	COMPOUND NAME	RESULT	Q	RL	MDL	
72-54-8	4,4'-DDD	2.2	U	2.2	0.43	
72-55-9	4,4'-DDE	2.2	U	2.2	0.46	
50-29-3	4,4'-DDT	2.2	U	2.2	0.52	
309-00-2	Aldrin	2.2	U	2.2	0.54	
319-84-6	alpha-BHC	2.2	U	2.2	0.40	
319-85-7	beta-BHC	0.71	J	2.2	0.40	J
5103-71-9	cis-Chlordane	2.2	U	2.2	1.1	
319-86-8	delta-BHC	2.2	U	2.2	0.41	
60-57-1	Dieldrin	2.2	U	2.2	0.53	
959-98-8	Endosulfan I	2.2	U	2.2	0.42	
33213-65-9	Endosulfan II	2.2	U	2.2	0.40	
1031-07-8	Endosulfan sulfate	2.2	U	2.2	0.41	
72-20-8	Endrin	2.2	U	2.2	0.44	
7421-93-4	Endrin aldehyde	2.2	U	2.2	0.56	
53494-70-5	Endrin ketone	2.2	U	2.2	0.54	
58-89-9	gamma-BHC (Lindane)	2.2	U	2.2	0.41	
76-44-8	Heptachlor	2.2	U	2.2	0.48	
1024-57-3	Heptachlor epoxide	2.2	U	2.2	0.57	
72-43-5	Methoxychlor	2.2 UJ ~~0.78~~	J B	2.2	0.45	
8001-35-2	Toxaphene	22	U	22	13	
5103-74-2	trans-Chlordane	2.2	U	2.2	0.70	

CAS NO.	SURROGATE	%REC	Q	LIMITS
2051-24-3	DCB Decachlorobiphenyl	89		45-120
877-09-8	Tetrachloro-m-xylene	80		30-124

MKP 8/23/2022

FORM I
PESTICIDES ORGANICS ANALYSIS DATA SHEET

Lab Name: Eurofins Buffalo
Job No.: 480-199966-1
SDG No.:
Client Sample ID: SIDEWALL-SOUTH #1
Lab Sample ID: 480-199966-12
Matrix: Solid
Lab File ID: 5_56054.D
Analysis Method: 8081B
Date Collected: 07/20/2022 11:00
Extraction Method: 3550C
Date Extracted: 07/22/2022 08:55
Sample wt/vol: 30.40(g)
Date Analyzed: 07/25/2022 14:43
Con. Extract Vol.: 10(mL)
Dilution Factor: 5
Injection Volume: 1(uL)
GC Column: RTX-CLPII ID: 0.53(mm)
% Moisture: 9.7 % Solids: 90.3
GPC Cleanup:(Y/N) N
Cleanup Factor:
Analysis Batch No.: 634687
Units: ug/Kg

CAS NO.	COMPOUND NAME	RESULT	Q	RL	MDL
72-54-8	4,4'-DDD	9.1	U	9.1	1.8
72-55-9	4,4'-DDE	9.1	U	9.1	1.9
50-29-3	4,4'-DDT	5.7	J	9.1	2.1
309-00-2	Aldrin	9.1	U	9.1	2.2
319-84-6	alpha-BHC	9.1	U	9.1	1.6
319-85-7	beta-BHC	9.1	U	9.1	1.6
5103-71-9	cis-Chlordane	9.1	U	9.1	4.5
319-86-8	delta-BHC	9.1	U	9.1	1.7
60-57-1	Dieldrin	9.1	U	9.1	2.2
959-98-8	Endosulfan I	9.1	U	9.1	1.7
33213-65-9	Endosulfan II	9.1	U	9.1	1.6
1031-07-8	Endosulfan sulfate	9.1	U	9.1	1.7
72-20-8	Endrin	9.1	U	9.1	1.8
7421-93-4	Endrin aldehyde	9.1	U	9.1	2.3
53494-70-5	Endrin ketone	9.1	U	9.1	2.2
58-89-9	gamma-BHC (Lindane)	9.1	U	9.1	1.7
76-44-8	Heptachlor	9.1	U	9.1	2.0
1024-57-3	Heptachlor epoxide	9.1	U	9.1	2.3
8001-35-2	Toxaphene	91	U	91	53
5103-74-2	trans-Chlordane	9.1	U	9.1	2.9

CAS NO.	SURROGATE	%REC	Q	LIMITS
2051-24-3	DCB Decachlorobiphenyl	162	S1+	45-120
877-09-8	Tetrachloro-m-xylene	68		30-124

FORM I
PESTICIDES ORGANICS ANALYSIS DATA SHEET

Lab Name: Eurofins Buffalo
Job No.: 480-199966-1
SDG No.:
Client Sample ID: SIDEWALL-SOUTH #1
Lab Sample ID: 480-199966-12
Matrix: Solid
Lab File ID: 5_56054.D
Analysis Method: 8081B
Date Collected: 07/20/2022 11:00
Extraction Method: 3550C
Date Extracted: 07/22/2022 08:55
Sample wt/vol: 30.40(g)
Date Analyzed: 07/25/2022 14:43
Con. Extract Vol.: 10(mL)
Dilution Factor: 5
Injection Volume: 1(uL)
GC Column: RTX-CLPI ID: 0.53(mm)
% Moisture: 9.7 % Solids: 90.3
GPC Cleanup:(Y/N) N
Cleanup Factor:
Analysis Batch No.: 634687
Units: ug/Kg

CAS NO.	COMPOUND NAME	RESULT	Q	RL	MDL
72-43-5	Methoxychlor	9.1 UJ ~~2.4~~	J B	9.1	1.9

CAS NO.	SURROGATE	%REC	Q	LIMITS
2051-24-3	DCB Decachlorobiphenyl	107		45-120
877-09-8	Tetrachloro-m-xylene	76		30-124

MKP 8/23/2022

FORM I
PESTICIDES ORGANICS ANALYSIS DATA SHEET

Lab Name: Eurofins Buffalo
Job No.: 480-199966-1
SDG No.:
Client Sample ID: SIDEWALL-SOUTH #2
Lab Sample ID: 480-199966-13
Matrix: Solid
Lab File ID: 5_56055.D
Analysis Method: 8081B
Date Collected: 07/20/2022 11:00
Extraction Method: 3550C
Date Extracted: 07/22/2022 08:55
Sample wt/vol: 30.26(g)
Date Analyzed: 07/25/2022 15:02
Con. Extract Vol.: 10(mL)
Dilution Factor: 5
Injection Volume: 1(uL)
GC Column: RTX-CLPII ID: 0.53(mm)
% Moisture: 12.7 % Solids: 87.3
GPC Cleanup:(Y/N) N
Cleanup Factor:
Analysis Batch No.: 634687
Units: ug/Kg

CAS NO.	COMPOUND NAME	RESULT	Q	RL	MDL	
72-54-8	4,4'-DDD	9.5	U	9.5	1.8	
72-55-9	4,4'-DDE	2.7	J	9.5	2.0	
50-29-3	4,4'-DDT	7.6	J	9.5	2.2	J
309-00-2	Aldrin	9.5	U	9.5	2.3	
319-84-6	alpha-BHC	9.5	U	9.5	1.7	
319-85-7	beta-BHC	9.5	U	9.5	1.7	
5103-71-9	cis-Chlordane	9.5	U	9.5	4.7	
319-86-8	delta-BHC	9.5	U	9.5	1.8	
60-57-1	Dieldrin	9.5	U	9.5	2.3	
959-98-8	Endosulfan I	9.5	U	9.5	1.8	
33213-65-9	Endosulfan II	9.5	U	9.5	1.7	
1031-07-8	Endosulfan sulfate	9.5	U	9.5	1.8	
72-20-8	Endrin	9.5	U	9.5	1.9	
7421-93-4	Endrin aldehyde	9.5	U	9.5	2.4	
53494-70-5	Endrin ketone	9.5	U	9.5	2.3	
58-89-9	gamma-BHC (Lindane)	9.5	U	9.5	1.7	
76-44-8	Heptachlor	9.5	U	9.5	2.0	
1024-57-3	Heptachlor epoxide	9.5	U	9.5	2.4	
8001-35-2	Toxaphene	95	U	95	55	
5103-74-2	trans-Chlordane	9.5	U	9.5	3.0	

CAS NO.	SURROGATE	%REC	Q	LIMITS
2051-24-3	DCB Decachlorobiphenyl	226	S1+	45-120
877-09-8	Tetrachloro-m-xylene	77		30-124

MKP 8/23/2022

FORM I
PESTICIDES ORGANICS ANALYSIS DATA SHEET

Lab Name: Eurofins Buffalo
Job No.: 480-199966-1
SDG No.:
Client Sample ID: SIDEWALL-SOUTH #2
Lab Sample ID: 480-199966-13
Matrix: Solid
Lab File ID: 5_56055.D
Analysis Method: 8081B
Date Collected: 07/20/2022 11:00
Extraction Method: 3550C
Date Extracted: 07/22/2022 08:55
Sample wt/vol: 30.26(g)
Date Analyzed: 07/25/2022 15:02
Con. Extract Vol.: 10(mL)
Dilution Factor: 5
Injection Volume: 1(uL)
GC Column: RTX-CLPI ID: 0.53(mm)
% Moisture: 12.7 % Solids: 87.3
GPC Cleanup:(Y/N) N
Cleanup Factor:
Analysis Batch No.: 634687
Units: ug/Kg

CAS NO.	COMPOUND NAME	RESULT	Q	RL	MDL
72-43-5	Methoxychlor	9.5 UJ ~~2.3~~	J B	9.5	1.9

CAS NO.	SURROGATE	%REC	Q	LIMITS
2051-24-3	DCB Decachlorobiphenyl	87		45-120
877-09-8	Tetrachloro-m-xylene	73		30-124

MKP 8/23/2022

Method 8082A

Polychlorinated Biphenyls (PCBs) (GC) by Method 8082A

No data validation qualifiers were added

MKP 8/23/2022

FORM I
PCBS ORGANICS ANALYSIS DATA SHEET

Lab Name: Eurofins Buffalo
Job No.: 480-199966-1
SDG No.:
Client Sample ID: B3
Lab Sample ID: 480-199966-1
Matrix: Solid
Lab File ID: 6_111-344.D
Analysis Method: 8082A
Date Collected: 07/20/2022 10:30
Extraction Method: 3550C
Date Extracted: 07/22/2022 09:03
Sample wt/vol: 2.12(g)
Date Analyzed: 07/24/2022 20:36
Con. Extract Vol.: 10(mL)
Dilution Factor: 1
Injection Volume: 1(uL)
GC Column: ZB-35 ID: 0.53(mm)
% Moisture: 22.1 % Solids: 77.9
GPC Cleanup:(Y/N) N
Cleanup Factor:
Analysis Batch No.: 634680
Units: mg/Kg

CAS NO.	COMPOUND NAME	RESULT	Q	RL	MDL
12674-11-2	PCB-1016	0.30	U	0.30	0.059
11104-28-2	PCB-1221	0.30	U	0.30	0.059
11141-16-5	PCB-1232	0.30	U	0.30	0.059
53469-21-9	PCB-1242	0.30	U	0.30	0.059
12672-29-6	PCB-1248	0.30	U	0.30	0.059
11097-69-1	PCB-1254	0.30	U	0.30	0.14
11096-82-5	PCB-1260	0.30	U	0.30	0.14

CAS NO.	SURROGATE	%REC	Q	LIMITS
2051-24-3	DCB Decachlorobiphenyl	77		65-174
877-09-8	Tetrachloro-m-xylene	97		60-154

FORM I
PCBS ORGANICS ANALYSIS DATA SHEET

Lab Name: Eurofins Buffalo
Job No.: 480-199966-1
SDG No.:
Client Sample ID: B4
Lab Sample ID: 480-199966-2
Matrix: Solid
Lab File ID: 6_111-349.D
Analysis Method: 8082A
Date Collected: 07/20/2022 10:30
Extraction Method: 3550C
Date Extracted: 07/22/2022 09:03
Sample wt/vol: 2.27(g)
Date Analyzed: 07/24/2022 21:43
Con. Extract Vol.: 10(mL)
Dilution Factor: 1
Injection Volume: 1(uL)
GC Column: ZB-35 ID: 0.53(mm)
% Moisture: 15.8 % Solids: 84.2
GPC Cleanup:(Y/N) N
Cleanup Factor:
Analysis Batch No.: 634680
Units: mg/Kg

CAS NO.	COMPOUND NAME	RESULT	Q	RL	MDL
12674-11-2	PCB-1016	0.26	U	0.26	0.051
11104-28-2	PCB-1221	0.26	U	0.26	0.051
11141-16-5	PCB-1232	0.26	U	0.26	0.051
53469-21-9	PCB-1242	0.26	U	0.26	0.051
12672-29-6	PCB-1248	0.26	U	0.26	0.051
11097-69-1	PCB-1254	0.26	U	0.26	0.12
11096-82-5	PCB-1260	0.26	U	0.26	0.12

CAS NO.	SURROGATE	%REC	Q	LIMITS
2051-24-3	DCB Decachlorobiphenyl	71		65-174
877-09-8	Tetrachloro-m-xylene	92		60-154

FORM I
PCBS ORGANICS ANALYSIS DATA SHEET

Lab Name: Eurofins Buffalo
Job No.: 480-199966-1
SDG No.:
Client Sample ID: B5
Lab Sample ID: 480-199966-3
Matrix: Solid
Lab File ID: 6_111-350.D
Analysis Method: 8082A
Date Collected: 07/20/2022 10:30
Extraction Method: 3550C
Date Extracted: 07/22/2022 09:03
Sample wt/vol: 2.12(g)
Date Analyzed: 07/24/2022 21:56
Con. Extract Vol.: 10(mL)
Dilution Factor: 1
Injection Volume: 1(uL)
GC Column: ZB-35 ID: 0.53(mm)
% Moisture: 17.0 % Solids: 83.0
GPC Cleanup:(Y/N) N
Cleanup Factor:
Analysis Batch No.: 634680
Units: mg/Kg

CAS NO.	COMPOUND NAME	RESULT	Q	RL	MDL
12674-11-2	PCB-1016	0.28	U	0.28	0.056
11104-28-2	PCB-1221	0.28	U	0.28	0.056
11141-16-5	PCB-1232	0.28	U	0.28	0.056
53469-21-9	PCB-1242	0.28	U	0.28	0.056
12672-29-6	PCB-1248	0.28	U	0.28	0.056
11097-69-1	PCB-1254	0.28	U	0.28	0.13
11096-82-5	PCB-1260	0.28	U	0.28	0.13

CAS NO.	SURROGATE	%REC	Q	LIMITS
2051-24-3	DCB Decachlorobiphenyl	75		65-174
877-09-8	Tetrachloro-m-xylene	93		60-154

FORM I
PCBS ORGANICS ANALYSIS DATA SHEET

Lab Name: Eurofins Buffalo
Job No.: 480-199966-1
SDG No.:
Client Sample ID: B11
Lab Sample ID: 480-199966-4
Matrix: Solid
Lab File ID: 6_111-351.D
Analysis Method: 8082A
Date Collected: 07/20/2022 10:30
Extraction Method: 3550C
Date Extracted: 07/22/2022 09:03
Sample wt/vol: 2.34(g)
Date Analyzed: 07/24/2022 22:09
Con. Extract Vol.: 10(mL)
Dilution Factor: 1
Injection Volume: 1(uL)
GC Column: ZB-35 ID: 0.53(mm)
% Moisture: 25.0 % Solids: 75.0
GPC Cleanup:(Y/N) N
Cleanup Factor:
Analysis Batch No.: 634680
Units: mg/Kg

CAS NO.	COMPOUND NAME	RESULT	Q	RL	MDL
12674-11-2	PCB-1016	0.28	U	0.28	0.056
11104-28-2	PCB-1221	0.28	U	0.28	0.056
11141-16-5	PCB-1232	0.28	U	0.28	0.056
53469-21-9	PCB-1242	0.28	U	0.28	0.056
12672-29-6	PCB-1248	0.28	U	0.28	0.056
11097-69-1	PCB-1254	0.28	U	0.28	0.13
11096-82-5	PCB-1260	0.28	U	0.28	0.13

CAS NO.	SURROGATE	%REC	Q	LIMITS
2051-24-3	DCB Decachlorobiphenyl	74		65-174
877-09-8	Tetrachloro-m-xylene	92		60-154

FORM I
PCBS ORGANICS ANALYSIS DATA SHEET

Lab Name: Eurofins Buffalo
Job No.: 480-199966-1
SDG No.:
Client Sample ID: B12
Lab Sample ID: 480-199966-5
Matrix: Solid
Lab File ID: 6_111-352.D
Analysis Method: 8082A
Date Collected: 07/20/2022 10:30
Extraction Method: 3550C
Date Extracted: 07/22/2022 09:03
Sample wt/vol: 2.29(g)
Date Analyzed: 07/24/2022 22:22
Con. Extract Vol.: 10(mL)
Dilution Factor: 1
Injection Volume: 1(uL)
GC Column: ZB-35 ID: 0.53(mm)
% Moisture: 25.4 % Solids: 74.6
GPC Cleanup:(Y/N) N
Cleanup Factor:
Analysis Batch No.: 634680
Units: mg/Kg

CAS NO.	COMPOUND NAME	RESULT	Q	RL	MDL
12674-11-2	PCB-1016	0.29	U	0.29	0.057
11104-28-2	PCB-1221	0.29	U	0.29	0.057
11141-16-5	PCB-1232	0.29	U	0.29	0.057
53469-21-9	PCB-1242	0.29	U	0.29	0.057
12672-29-6	PCB-1248	0.29	U	0.29	0.057
11097-69-1	PCB-1254	0.29	U	0.29	0.14
11096-82-5	PCB-1260	0.29	U	0.29	0.14

CAS NO.	SURROGATE	%REC	Q	LIMITS
2051-24-3	DCB Decachlorobiphenyl	86		65-174
877-09-8	Tetrachloro-m-xylene	106		60-154

FORM I
PCBS ORGANICS ANALYSIS DATA SHEET

Lab Name: Eurofins Buffalo
Job No.: 480-199966-1
SDG No.:
Client Sample ID: B13
Lab Sample ID: 480-199966-6
Matrix: Solid
Lab File ID: 6_111-353.D
Analysis Method: 8082A
Date Collected: 07/20/2022 10:30
Extraction Method: 3550C
Date Extracted: 07/22/2022 09:03
Sample wt/vol: 2.16(g)
Date Analyzed: 07/24/2022 22:36
Con. Extract Vol.: 10(mL)
Dilution Factor: 1
Injection Volume: 1(uL)
GC Column: ZB-35 ID: 0.53(mm)
% Moisture: 26.7 % Solids: 73.3
GPC Cleanup:(Y/N) N
Cleanup Factor:
Analysis Batch No.: 634680
Units: mg/Kg

CAS NO.	COMPOUND NAME	RESULT	Q	RL	MDL
12674-11-2	PCB-1016	0.32	U	0.32	0.062
11104-28-2	PCB-1221	0.32	U	0.32	0.062
11141-16-5	PCB-1232	0.32	U	0.32	0.062
53469-21-9	PCB-1242	0.32	U	0.32	0.062
12672-29-6	PCB-1248	0.32	U	0.32	0.062
11097-69-1	PCB-1254	0.32	U	0.32	0.15
11096-82-5	PCB-1260	0.32	U	0.32	0.15

CAS NO.	SURROGATE	%REC	Q	LIMITS
2051-24-3	DCB Decachlorobiphenyl	76		65-174
877-09-8	Tetrachloro-m-xylene	95		60-154

FORM I
PCBS ORGANICS ANALYSIS DATA SHEET

Lab Name: Eurofins Buffalo
Job No.: 480-199966-1
SDG No.:
Client Sample ID: B14
Lab Sample ID: 480-199966-7
Matrix: Solid
Lab File ID: 6_111-354.D
Analysis Method: 8082A
Date Collected: 07/20/2022 10:30
Extraction Method: 3550C
Date Extracted: 07/22/2022 09:03
Sample wt/vol: 2.15(g)
Date Analyzed: 07/24/2022 22:49
Con. Extract Vol.: 10(mL)
Dilution Factor: 1
Injection Volume: 1(uL)
GC Column: ZB-35 ID: 0.53(mm)
% Moisture: 22.6 % Solids: 77.4
GPC Cleanup:(Y/N) N
Cleanup Factor:
Analysis Batch No.: 634680
Units: mg/Kg

CAS NO.	COMPOUND NAME	RESULT	Q	RL	MDL
12674-11-2	PCB-1016	0.30	U	0.30	0.059
11104-28-2	PCB-1221	0.30	U	0.30	0.059
11141-16-5	PCB-1232	0.30	U	0.30	0.059
53469-21-9	PCB-1242	0.30	U	0.30	0.059
12672-29-6	PCB-1248	0.30	U	0.30	0.059
11097-69-1	PCB-1254	0.30	U	0.30	0.14
11096-82-5	PCB-1260	0.30	U	0.30	0.14

CAS NO.	SURROGATE	%REC	Q	LIMITS
2051-24-3	DCB Decachlorobiphenyl	87		65-174
877-09-8	Tetrachloro-m-xylene	105		60-154

FORM I
PCBS ORGANICS ANALYSIS DATA SHEET

Lab Name: Eurofins Buffalo
Job No.: 480-199966-1
SDG No.:
Client Sample ID: B15
Lab Sample ID: 480-199966-8
Matrix: Solid
Lab File ID: 6_111-355.D
Analysis Method: 8082A
Date Collected: 07/20/2022 10:30
Extraction Method: 3550C
Date Extracted: 07/22/2022 09:03
Sample wt/vol: 2.13(g)
Date Analyzed: 07/24/2022 23:02
Con. Extract Vol.: 10(mL)
Dilution Factor: 1
Injection Volume: 1(uL)
GC Column: ZB-35 ID: 0.53(mm)
% Moisture: 4.9 % Solids: 95.1
GPC Cleanup:(Y/N) N
Cleanup Factor:
Analysis Batch No.: 634680
Units: mg/Kg

CAS NO.	COMPOUND NAME	RESULT	Q	RL	MDL
12674-11-2	PCB-1016	0.25	U	0.25	0.048
11104-28-2	PCB-1221	0.25	U	0.25	0.048
11141-16-5	PCB-1232	0.25	U	0.25	0.048
53469-21-9	PCB-1242	0.25	U	0.25	0.048
12672-29-6	PCB-1248	0.25	U	0.25	0.048
11097-69-1	PCB-1254	0.25	U	0.25	0.12
11096-82-5	PCB-1260	0.25	U	0.25	0.12

CAS NO.	SURROGATE	%REC	Q	LIMITS
2051-24-3	DCB Decachlorobiphenyl	79		65-174
877-09-8	Tetrachloro-m-xylene	93		60-154

FORM I
PCBS ORGANICS ANALYSIS DATA SHEET

Lab Name: Eurofins Buffalo
Job No.: 480-199966-1
SDG No.:
Client Sample ID: B30
Lab Sample ID: 480-199966-9
Matrix: Solid
Lab File ID: 6_111-356.D
Analysis Method: 8082A
Date Collected: 07/20/2022 10:30
Extraction Method: 3550C
Date Extracted: 07/22/2022 09:03
Sample wt/vol: 2.25(g)
Date Analyzed: 07/24/2022 23:16
Con. Extract Vol.: 10(mL)
Dilution Factor: 1
Injection Volume: 1(uL)
GC Column: ZB-35 ID: 0.53(mm)
% Moisture: 5.9 % Solids: 94.1
GPC Cleanup:(Y/N) N
Cleanup Factor:
Analysis Batch No.: 634680
Units: mg/Kg

CAS NO.	COMPOUND NAME	RESULT	Q	RL	MDL
12674-11-2	PCB-1016	0.24	U	0.24	0.046
11104-28-2	PCB-1221	0.24	U	0.24	0.046
11141-16-5	PCB-1232	0.24	U	0.24	0.046
53469-21-9	PCB-1242	0.24	U	0.24	0.046
12672-29-6	PCB-1248	0.24	U	0.24	0.046
11097-69-1	PCB-1254	0.24	U	0.24	0.11
11096-82-5	PCB-1260	0.24	U	0.24	0.11

CAS NO.	SURROGATE	%REC	Q	LIMITS
2051-24-3	DCB Decachlorobiphenyl	83		65-174
877-09-8	Tetrachloro-m-xylene	102		60-154

FORM I
PCBS ORGANICS ANALYSIS DATA SHEET

Lab Name: Eurofins Buffalo
Job No.: 480-199966-1
SDG No.:
Client Sample ID: B40
Lab Sample ID: 480-199966-10
Matrix: Solid
Lab File ID: 6_111-357.D
Analysis Method: 8082A
Date Collected: 07/20/2022 10:30
Extraction Method: 3550C
Date Extracted: 07/22/2022 09:03
Sample wt/vol: 2.13(g)
Date Analyzed: 07/24/2022 23:29
Con. Extract Vol.: 10(mL)
Dilution Factor: 1
Injection Volume: 1(uL)
GC Column: ZB-35 ID: 0.53(mm)
% Moisture: 25.3 % Solids: 74.7
GPC Cleanup:(Y/N) N
Cleanup Factor:
Analysis Batch No.: 634680
Units: mg/Kg

CAS NO.	COMPOUND NAME	RESULT	Q	RL	MDL
12674-11-2	PCB-1016	0.31	U	0.31	0.061
11104-28-2	PCB-1221	0.31	U	0.31	0.061
11141-16-5	PCB-1232	0.31	U	0.31	0.061
53469-21-9	PCB-1242	0.31	U	0.31	0.061
12672-29-6	PCB-1248	0.31	U	0.31	0.061
11097-69-1	PCB-1254	0.31	U	0.31	0.15
11096-82-5	PCB-1260	0.31	U	0.31	0.15

CAS NO.	SURROGATE	%REC	Q	LIMITS
2051-24-3	DCB Decachlorobiphenyl	82		65-174
877-09-8	Tetrachloro-m-xylene	104		60-154

FORM I
PCBS ORGANICS ANALYSIS DATA SHEET

Lab Name: Eurofins Buffalo
Job No.: 480-199966-1
SDG No.:
Client Sample ID: B41
Lab Sample ID: 480-199966-11
Matrix: Solid
Lab File ID: 6_111-358.D
Analysis Method: 8082A
Date Collected: 07/20/2022 10:30
Extraction Method: 3550C
Date Extracted: 07/22/2022 09:03
Sample wt/vol: 2.24(g)
Date Analyzed: 07/24/2022 23:42
Con. Extract Vol.: 10(mL)
Dilution Factor: 1
Injection Volume: 1(uL)
GC Column: ZB-35 ID: 0.53(mm)
% Moisture: 24.9 % Solids: 75.1
GPC Cleanup:(Y/N) N
Cleanup Factor:
Analysis Batch No.: 634680
Units: mg/Kg

CAS NO.	COMPOUND NAME	RESULT	Q	RL	MDL
12674-11-2	PCB-1016	0.30	U	0.30	0.058
11104-28-2	PCB-1221	0.30	U	0.30	0.058
11141-16-5	PCB-1232	0.30	U	0.30	0.058
53469-21-9	PCB-1242	0.30	U	0.30	0.058
12672-29-6	PCB-1248	0.30	U	0.30	0.058
11097-69-1	PCB-1254	0.30	U	0.30	0.14
11096-82-5	PCB-1260	0.30	U	0.30	0.14

CAS NO.	SURROGATE	%REC	Q	LIMITS
2051-24-3	DCB Decachlorobiphenyl	85		65-174
877-09-8	Tetrachloro-m-xylene	111		60-154

FORM I
PCBS ORGANICS ANALYSIS DATA SHEET

Lab Name: Eurofins Buffalo
Job No.: 480-199966-1
SDG No.:
Client Sample ID: SIDEWALL-SOUTH #1
Lab Sample ID: 480-199966-12
Matrix: Solid
Lab File ID: 6_111-359.D
Analysis Method: 8082A
Date Collected: 07/20/2022 11:00
Extraction Method: 3550C
Date Extracted: 07/22/2022 09:03
Sample wt/vol: 2.18(g)
Date Analyzed: 07/24/2022 23:56
Con. Extract Vol.: 10(mL)
Dilution Factor: 1
Injection Volume: 1(uL)
GC Column: ZB-35 ID: 0.53(mm)
% Moisture: 9.7 % Solids: 90.3
GPC Cleanup:(Y/N) N
Cleanup Factor:
Analysis Batch No.: 634680
Units: mg/Kg

CAS NO.	COMPOUND NAME	RESULT	Q	RL	MDL
12674-11-2	PCB-1016	0.25	U	0.25	0.050
11104-28-2	PCB-1221	0.25	U	0.25	0.050
11141-16-5	PCB-1232	0.25	U	0.25	0.050
53469-21-9	PCB-1242	0.25	U	0.25	0.050
12672-29-6	PCB-1248	0.25	U	0.25	0.050
11097-69-1	PCB-1254	0.25	U	0.25	0.12
11096-82-5	PCB-1260	0.25	U	0.25	0.12

CAS NO.	SURROGATE	%REC	Q	LIMITS
2051-24-3	DCB Decachlorobiphenyl	73		65-174
877-09-8	Tetrachloro-m-xylene	94		60-154

FORM I
PCBS ORGANICS ANALYSIS DATA SHEET

Lab Name: Eurofins Buffalo
Job No.: 480-199966-1
SDG No.:
Client Sample ID: SIDEWALL-SOUTH #2
Lab Sample ID: 480-199966-13
Matrix: Solid
Lab File ID: 6_111-362.D
Analysis Method: 8082A
Date Collected: 07/20/2022 11:00
Extraction Method: 3550C
Date Extracted: 07/22/2022 09:03
Sample wt/vol: 2.14(g)
Date Analyzed: 07/25/2022 00:35
Con. Extract Vol.: 10(mL)
Dilution Factor: 1
Injection Volume: 1(uL)
GC Column: ZB-35 ID: 0.53(mm)
% Moisture: 12.7 % Solids: 87.3
GPC Cleanup:(Y/N) N
Cleanup Factor:
Analysis Batch No.: 634680
Units: mg/Kg

CAS NO.	COMPOUND NAME	RESULT	Q	RL	MDL
12674-11-2	PCB-1016	0.27	U	0.27	0.052
11104-28-2	PCB-1221	0.27	U	0.27	0.052
11141-16-5	PCB-1232	0.27	U	0.27	0.052
53469-21-9	PCB-1242	0.27	U	0.27	0.052
12672-29-6	PCB-1248	0.27	U	0.27	0.052
11097-69-1	PCB-1254	0.27	U	0.27	0.13
11096-82-5	PCB-1260	0.27	U	0.27	0.13

CAS NO.	SURROGATE	%REC	Q	LIMITS
2051-24-3	DCB Decachlorobiphenyl	82		65-174
877-09-8	Tetrachloro-m-xylene	98		60-154

METALS

COVER PAGE
METALS

Lab Name: Eurofins Buffalo Job Number: 480-199966-1

SDG No.:

Project: Pilgrim Village Family

Client Sample ID	Lab Sample ID
B3	480-199966-1
B4	480-199966-2
B5	480-199966-3
B11	480-199966-4
B12	480-199966-5
B13	480-199966-6
B14	480-199966-7
B15	480-199966-8
B30	480-199966-9
B40	480-199966-10
B41	480-199966-11
SIDEWALL-SOUTH #1	480-199966-12
SIDEWALL-SOUTH #2	480-199966-13

Comments:

1A-IN
INORGANIC ANALYSIS DATA SHEET
METALS

Client Sample ID: B3
Lab Sample ID: 480-199966-1
Lab Name: Eurofins Buffalo
Job No.: 480-199966-1
SDG ID.:
Matrix: Solid
Date Sampled: 07/20/2022 10:30
Reporting Basis: DRY
Date Received: 07/20/2022 14:20
% Solids: 77.9

CAS No.	Analyte	Result	RL	MDL	Units	C	Q	DIL	Method
7429-90-5	Aluminum	27700	13.7	6.0	mg/Kg			1	6010C
7440-36-0	Antimony	20.5	20.5	0.55	mg/Kg	U		1	6010C
7440-38-2	Arsenic	6.0	2.7	0.55	mg/Kg			1	6010C
7440-39-3	Barium	153	0.68	0.15	mg/Kg			1	6010C
7440-41-7	Beryllium	1.2	0.27	0.038	mg/Kg			1	6010C
7440-43-9	Cadmium	0.28	0.27	0.041	mg/Kg			1	6010C
7440-70-2	Calcium	40700	68.3	4.5	mg/Kg		B	1	6010C
7440-47-3	Chromium	33.1	0.68	0.27	mg/Kg			1	6010C
7440-48-4	Cobalt	15.6	0.68	0.068	mg/Kg			1	6010C
7440-50-8	Copper	22.5	1.4	0.29	mg/Kg			1	6010C
7439-89-6	Iron	30000	13.7	4.8	mg/Kg			1	6010C
7439-92-1	Lead	15.9	1.4	0.33	mg/Kg			1	6010C
7439-95-4	Magnesium	16400	27.3	1.3	mg/Kg		B	1	6010C
7439-96-5	Manganese	568	0.27	0.044	mg/Kg		B	1	6010C
7440-02-0	Nickel	36.4	6.8	0.31	mg/Kg			1	6010C
7440-09-7	Potassium	9750	41.0	27.3	mg/Kg			1	6010C
7782-49-2	Selenium	5.5	5.5	0.55	mg/Kg	U		1	6010C
7440-22-4	Silver	0.82	0.82	0.27	mg/Kg	U		1	6010C
7440-23-5	Sodium	248	191	17.7	mg/Kg			1	6010C
7440-28-0	Thallium	8.2	8.2	0.41	mg/Kg	U		1	6010C
7440-62-2	Vanadium	50.7	0.68	0.15	mg/Kg			1	6010C
7440-66-6	Zinc	72.4	2.7	0.87	mg/Kg			1	6010C
7439-97-6	Mercury	0.016	0.026	0.0061	mg/Kg	J		1	7471B

1A-IN
INORGANIC ANALYSIS DATA SHEET
METALS

Client Sample ID: B4
Lab Sample ID: 480-199966-2
Lab Name: Eurofins Buffalo
Job No.: 480-199966-1
SDG ID.:
Matrix: Solid
Date Sampled: 07/20/2022 10:30
Reporting Basis: DRY
Date Received: 07/20/2022 14:20
% Solids: 84.2

CAS No.	Analyte	Result	RL	MDL	Units	C	Q	DIL	Method
7429-90-5	Aluminum	2190	12.1	5.3	mg/Kg			1	6010C
7440-36-0	Antimony	18.1	18.1	0.48	mg/Kg	U		1	6010C
7440-38-2	Arsenic	0.82	2.4	0.48	mg/Kg	J		1	6010C
7440-39-3	Barium	8.9	0.60	0.13	mg/Kg			1	6010C
7440-41-7	Beryllium	0.090	0.24	0.034	mg/Kg	J		1	6010C
7440-43-9	Cadmium	0.064	0.24	0.036	mg/Kg	J		1	6010C
7440-70-2	Calcium	41800	60.3	4.0	mg/Kg		B	1	6010C
7440-47-3	Chromium	3.1	0.60	0.24	mg/Kg			1	6010C
7440-48-4	Cobalt	1.1	0.60	0.060	mg/Kg			1	6010C
7440-50-8	Copper	3.5	1.2	0.25	mg/Kg			1	6010C
7439-89-6	Iron	3360	12.1	4.2	mg/Kg			1	6010C
7439-92-1	Lead	3.0	1.2	0.29	mg/Kg			1	6010C
7439-95-4	Magnesium	20400	24.1	1.1	mg/Kg		B	1	6010C
7439-96-5	Manganese	217	0.24	0.039	mg/Kg		B	1	6010C
7440-02-0	Nickel	2.2	6.0	0.28	mg/Kg	J		1	6010C
7440-09-7	Potassium	666	36.2	24.1	mg/Kg			1	6010C
7782-49-2	Selenium	4.8	4.8	0.48	mg/Kg	U		1	6010C
7440-22-4	Silver	0.72	0.72	0.24	mg/Kg	U		1	6010C
7440-23-5	Sodium	217	169	15.7	mg/Kg			1	6010C
7440-28-0	Thallium	7.2	7.2	0.36	mg/Kg	U		1	6010C
7440-62-2	Vanadium	6.7	0.60	0.13	mg/Kg			1	6010C
7440-66-6	Zinc	15.5	2.4	0.77	mg/Kg			1	6010C
7439-97-6	Mercury	0.024	0.024	0.0055	mg/Kg	U		1	7471B

1A-IN
INORGANIC ANALYSIS DATA SHEET
METALS

Client Sample ID: B5
Lab Sample ID: 480-199966-3
Lab Name: Eurofins Buffalo
Job No.: 480-199966-1
SDG ID.:
Matrix: Solid
Date Sampled: 07/20/2022 10:30
Reporting Basis: DRY
Date Received: 07/20/2022 14:20
% Solids: 83.0

CAS No.	Analyte	Result	RL	MDL	Units	C	Q	DIL	Method
7429-90-5	Aluminum	4690	11.8	5.2	mg/Kg			1	6010C
7440-36-0	Antimony	17.7	17.7	0.47	mg/Kg	U		1	6010C
7440-38-2	Arsenic	0.74	2.4	0.47	mg/Kg	J		1	6010C
7440-39-3	Barium	19.5	0.59	0.13	mg/Kg			1	6010C
7440-41-7	Beryllium	0.20	0.24	0.033	mg/Kg	J		1	6010C
7440-43-9	Cadmium	0.11	0.24	0.035	mg/Kg	J		1	6010C
7440-70-2	Calcium	40600	58.9	3.9	mg/Kg		B	1	6010C
7440-47-3	Chromium	6.1	0.59	0.24	mg/Kg			1	6010C
7440-48-4	Cobalt	2.4	0.59	0.059	mg/Kg			1	6010C
7440-50-8	Copper	5.5	1.2	0.25	mg/Kg			1	6010C
7439-89-6	Iron	5280	11.8	4.1	mg/Kg			1	6010C
7439-92-1	Lead	4.9	1.2	0.28	mg/Kg			1	6010C
7439-95-4	Magnesium	19900	23.6	1.1	mg/Kg		B	1	6010C
7439-96-5	Manganese	239	0.24	0.038	mg/Kg		B	1	6010C
7440-02-0	Nickel	5.3	5.9	0.27	mg/Kg	J		1	6010C
7440-09-7	Potassium	1590	35.4	23.6	mg/Kg			1	6010C
7782-49-2	Selenium	4.7	4.7	0.47	mg/Kg	U		1	6010C
7440-22-4	Silver	0.71	0.71	0.24	mg/Kg	U		1	6010C
7440-23-5	Sodium	223	165	15.3	mg/Kg			1	6010C
7440-28-0	Thallium	7.1	7.1	0.35	mg/Kg	U		1	6010C
7440-62-2	Vanadium	11.6	0.59	0.13	mg/Kg			1	6010C
7440-66-6	Zinc	35.7	2.4	0.75	mg/Kg			1	6010C
7439-97-6	Mercury	0.024	0.024	0.0056	mg/Kg	U		1	7471B

1A-IN
INORGANIC ANALYSIS DATA SHEET
METALS

Client Sample ID: B11
Lab Sample ID: 480-199966-4
Lab Name: Eurofins Buffalo
Job No.: 480-199966-1
SDG ID.:
Matrix: Solid
Date Sampled: 07/20/2022 10:30
Reporting Basis: DRY
Date Received: 07/20/2022 14:20
% Solids: 75.0

CAS No.	Analyte	Result	RL	MDL	Units	C	Q	DIL	Method
7429-90-5	Aluminum	2550	13.3	5.9	mg/Kg			1	6010C
7440-36-0	Antimony	19.9	19.9	0.53	mg/Kg	U		1	6010C
7440-38-2	Arsenic	1.4	2.7	0.53	mg/Kg	J		1	6010C
7440-39-3	Barium	11.0	0.66	0.15	mg/Kg			1	6010C
7440-41-7	Beryllium	0.12	0.27	0.037	mg/Kg	J		1	6010C
7440-43-9	Cadmium	0.16	0.27	0.040	mg/Kg	J		1	6010C
7440-70-2	Calcium	48000	66.5	4.4	mg/Kg		B	1	6010C
7440-47-3	Chromium	3.6	0.66	0.27	mg/Kg			1	6010C
7440-48-4	Cobalt	1.4	0.66	0.066	mg/Kg			1	6010C
7440-50-8	Copper	5.5	1.3	0.28	mg/Kg			1	6010C
7439-89-6	Iron	4270	13.3	4.7	mg/Kg			1	6010C
7439-92-1	Lead	6.8	1.3	0.32	mg/Kg			1	6010C
7439-95-4	Magnesium	23500	26.6	1.2	mg/Kg		B	1	6010C
7439-96-5	Manganese	256	0.27	0.043	mg/Kg		B	1	6010C
7440-02-0	Nickel	2.7	6.6	0.31	mg/Kg	J		1	6010C
7440-09-7	Potassium	774	39.9	26.6	mg/Kg			1	6010C
7782-49-2	Selenium	5.3	5.3	0.53	mg/Kg	U		1	6010C
7440-22-4	Silver	0.80	0.80	0.27	mg/Kg	U		1	6010C
7440-23-5	Sodium	237	186	17.3	mg/Kg			1	6010C
7440-28-0	Thallium	8.0	8.0	0.40	mg/Kg	U		1	6010C
7440-62-2	Vanadium	7.8	0.66	0.15	mg/Kg			1	6010C
7440-66-6	Zinc	40.4	2.7	0.85	mg/Kg			1	6010C
7439-97-6	Mercury	0.026	0.026	0.0060	mg/Kg	U		1	7471B

1A-IN
INORGANIC ANALYSIS DATA SHEET
METALS

Client Sample ID: B12
Lab Sample ID: 480-199966-5
Lab Name: Eurofins Buffalo
Job No.: 480-199966-1
SDG ID.:
Matrix: Solid
Date Sampled: 07/20/2022 10:30
Reporting Basis: DRY
Date Received: 07/20/2022 14:20
% Solids: 74.6

CAS No.	Analyte	Result	RL	MDL	Units	C	Q	DIL	Method
7429-90-5	Aluminum	23500	13.2	5.8	mg/Kg			1	6010C
7440-36-0	Antimony	19.9	19.9	0.53	mg/Kg	U		1	6010C
7440-38-2	Arsenic	8.4	2.6	0.53	mg/Kg			1	6010C
7440-39-3	Barium	104	0.66	0.15	mg/Kg			1	6010C
7440-41-7	Beryllium	1.1	0.26	0.037	mg/Kg			1	6010C
7440-43-9	Cadmium	0.24	0.26	0.040	mg/Kg	J		1	6010C
7440-70-2	Calcium	10600	66.2	4.4	mg/Kg		B	1	6010C
7440-47-3	Chromium	30.0	0.66	0.26	mg/Kg			1	6010C
7440-48-4	Cobalt	13.4	0.66	0.066	mg/Kg			1	6010C
7440-50-8	Copper	25.0	1.3	0.28	mg/Kg			1	6010C
7439-89-6	Iron	27500	13.2	4.6	mg/Kg			1	6010C
7439-92-1	Lead	13.3	1.3	0.32	mg/Kg			1	6010C
7439-95-4	Magnesium	12200	26.5	1.2	mg/Kg		B	1	6010C
7439-96-5	Manganese	479	0.26	0.042	mg/Kg		B	1	6010C
7440-02-0	Nickel	31.1	6.6	0.30	mg/Kg			1	6010C
7440-09-7	Potassium	7060	39.7	26.5	mg/Kg			1	6010C
7782-49-2	Selenium	5.3	5.3	0.53	mg/Kg	U		1	6010C
7440-22-4	Silver	0.79	0.79	0.26	mg/Kg	U		1	6010C
7440-23-5	Sodium	188	185	17.2	mg/Kg			1	6010C
7440-28-0	Thallium	7.9	7.9	0.40	mg/Kg	U		1	6010C
7440-62-2	Vanadium	49.2	0.66	0.15	mg/Kg			1	6010C
7440-66-6	Zinc	74.9	2.6	0.85	mg/Kg			1	6010C
7439-97-6	Mercury	0.020	0.025	0.0059	mg/Kg	J		1	7471B

1A-IN
INORGANIC ANALYSIS DATA SHEET
METALS

Client Sample ID: B13
Lab Sample ID: 480-199966-6
Lab Name: Eurofins Buffalo
Job No.: 480-199966-1
SDG ID.:
Matrix: Solid
Date Sampled: 07/20/2022 10:30
Reporting Basis: DRY
Date Received: 07/20/2022 14:20
% Solids: 73.3

CAS No.	Analyte	Result	RL	MDL	Units	C	Q	DIL	Method
7429-90-5	Aluminum	28200	14.3	6.3	mg/Kg			1	6010C
7440-36-0	Antimony	21.5	21.5	0.57	mg/Kg	U		1	6010C
7440-38-2	Arsenic	7.4	2.9	0.57	mg/Kg			1	6010C
7440-39-3	Barium	176	0.72	0.16	mg/Kg			1	6010C
7440-41-7	Beryllium	1.3	0.29	0.040	mg/Kg			1	6010C
7440-43-9	Cadmium	0.18	0.29	0.043	mg/Kg	J		1	6010C
7440-70-2	Calcium	8760	71.5	4.7	mg/Kg		B	1	6010C
7440-47-3	Chromium	34.9	0.72	0.29	mg/Kg			1	6010C
7440-48-4	Cobalt	16.6	0.72	0.072	mg/Kg			1	6010C
7440-50-8	Copper	23.3	1.4	0.30	mg/Kg			1	6010C
7439-89-6	Iron	29900	14.3	5.0	mg/Kg			1	6010C
7439-92-1	Lead	15.1	1.4	0.34	mg/Kg			1	6010C
7439-95-4	Magnesium	12500	28.6	1.3	mg/Kg		B	1	6010C
7439-96-5	Manganese	350	0.29	0.046	mg/Kg		B	1	6010C
7440-02-0	Nickel	35.7	7.2	0.33	mg/Kg			1	6010C
7440-09-7	Potassium	8830	42.9	28.6	mg/Kg			1	6010C
7782-49-2	Selenium	5.7	5.7	0.57	mg/Kg	U		1	6010C
7440-22-4	Silver	0.86	0.86	0.29	mg/Kg	U		1	6010C
7440-23-5	Sodium	196	200	18.6	mg/Kg	J		1	6010C
7440-28-0	Thallium	8.6	8.6	0.43	mg/Kg	U		1	6010C
7440-62-2	Vanadium	55.2	0.72	0.16	mg/Kg			1	6010C
7440-66-6	Zinc	144	2.9	0.92	mg/Kg			1	6010C
7439-97-6	Mercury	0.016	0.025	0.0058	mg/Kg	J		1	7471B

1A-IN
INORGANIC ANALYSIS DATA SHEET
METALS

Client Sample ID: B14
Lab Sample ID: 480-199966-7
Lab Name: Eurofins Buffalo
Job No.: 480-199966-1
SDG ID.:
Matrix: Solid
Date Sampled: 07/20/2022 10:30
Reporting Basis: DRY
Date Received: 07/20/2022 14:20
% Solids: 77.4

CAS No.	Analyte	Result	RL	MDL	Units	C	Q	DIL	Method
7429-90-5	Aluminum	26500	13.1	5.7	mg/Kg			1	6010C
7440-36-0	Antimony	19.6	19.6	0.52	mg/Kg	U		1	6010C
7440-38-2	Arsenic	2.8	2.6	0.52	mg/Kg			1	6010C
7440-39-3	Barium	123	0.65	0.14	mg/Kg			1	6010C
7440-41-7	Beryllium	1.2	0.26	0.037	mg/Kg			1	6010C
7440-43-9	Cadmium	0.12	0.26	0.039	mg/Kg	J		1	6010C
7440-70-2	Calcium	26800	65.3	4.3	mg/Kg		B	1	6010C
7440-47-3	Chromium	32.7	0.65	0.26	mg/Kg			1	6010C
7440-48-4	Cobalt	14.7	0.65	0.065	mg/Kg			1	6010C
7440-50-8	Copper	20.4	1.3	0.27	mg/Kg			1	6010C
7439-89-6	Iron	27600	13.1	4.6	mg/Kg			1	6010C
7439-92-1	Lead	11.5	1.3	0.31	mg/Kg			1	6010C
7439-95-4	Magnesium	13600	26.1	1.2	mg/Kg		B	1	6010C
7439-96-5	Manganese	488	0.26	0.042	mg/Kg		B	1	6010C
7440-02-0	Nickel	33.3	6.5	0.30	mg/Kg			1	6010C
7440-09-7	Potassium	9000	39.2	26.1	mg/Kg			1	6010C
7782-49-2	Selenium	5.2	5.2	0.52	mg/Kg	U		1	6010C
7440-22-4	Silver	0.78	0.78	0.26	mg/Kg	U		1	6010C
7440-23-5	Sodium	369	183	17.0	mg/Kg			1	6010C
7440-28-0	Thallium	7.8	7.8	0.39	mg/Kg	U		1	6010C
7440-62-2	Vanadium	52.0	0.65	0.14	mg/Kg			1	6010C
7440-66-6	Zinc	67.3	2.6	0.84	mg/Kg			1	6010C
7439-97-6	Mercury	0.015	0.026	0.0060	mg/Kg	J		1	7471B

1A-IN
INORGANIC ANALYSIS DATA SHEET
METALS

Client Sample ID: B15
Lab Sample ID: 480-199966-8
Lab Name: Eurofins Buffalo
Job No.: 480-199966-1
SDG ID.:
Matrix: Solid
Date Sampled: 07/20/2022 10:30
Reporting Basis: DRY
Date Received: 07/20/2022 14:20
% Solids: 95.1

CAS No.	Analyte	Result	RL	MDL	Units	C	Q	DIL	Method
7429-90-5	Aluminum	2960	11.1	4.9	mg/Kg			1	6010C
7440-36-0	Antimony	16.6	16.6	0.44	mg/Kg	U		1	6010C
7440-38-2	Arsenic	1.8	2.2	0.44	mg/Kg	J		1	6010C
7440-39-3	Barium	10.1	0.55	0.12	mg/Kg			1	6010C
7440-41-7	Beryllium	0.14	0.22	0.031	mg/Kg	J		1	6010C
7440-43-9	Cadmium	1.1	0.22	0.033	mg/Kg			1	6010C
7440-70-2	Calcium	32200	55.4	3.7	mg/Kg		B	1	6010C
7440-47-3	Chromium	4.4	0.55	0.22	mg/Kg			1	6010C
7440-48-4	Cobalt	1.3	0.55	0.055	mg/Kg			1	6010C
7440-50-8	Copper	0.94	1.1	0.23	mg/Kg	J		1	6010C
7439-89-6	Iron	5140	11.1	3.9	mg/Kg			1	6010C
7439-92-1	Lead	65.9	1.1	0.27	mg/Kg			1	6010C
7439-95-4	Magnesium	95400	111	5.1	mg/Kg		B	5	6010C
7439-96-5	Manganese	743	0.22	0.035	mg/Kg		B	1	6010C
7440-02-0	Nickel	3.3	5.5	0.25	mg/Kg	J		1	6010C
7440-09-7	Potassium	1530	33.2	22.1	mg/Kg			1	6010C
7782-49-2	Selenium	4.4	4.4	0.44	mg/Kg	U		1	6010C
7440-22-4	Silver	0.66	0.66	0.22	mg/Kg	U		1	6010C
7440-23-5	Sodium	225	155	14.4	mg/Kg			1	6010C
7440-28-0	Thallium	6.6	6.6	0.33	mg/Kg	U		1	6010C
7440-62-2	Vanadium	6.1	0.55	0.12	mg/Kg			1	6010C
7440-66-6	Zinc	190	2.2	0.71	mg/Kg			1	6010C
7439-97-6	Mercury	0.020	0.020	0.0045	mg/Kg			1	7471B

1A-IN
INORGANIC ANALYSIS DATA SHEET
METALS

Client Sample ID: B30
Lab Sample ID: 480-199966-9
Lab Name: Eurofins Buffalo
Job No.: 480-199966-1
SDG ID.:
Matrix: Solid
Date Sampled: 07/20/2022 10:30
Reporting Basis: DRY
Date Received: 07/20/2022 14:20
% Solids: 94.1

CAS No.	Analyte	Result	RL	MDL	Units	C	Q	DIL	Method
7429-90-5	Aluminum	3470	10.8	4.8	mg/Kg			1	6010C
7440-36-0	Antimony	16.2	16.2	0.43	mg/Kg	U		1	6010C
7440-38-2	Arsenic	1.8	2.2	0.43	mg/Kg	J		1	6010C
7440-39-3	Barium	14.7	0.54	0.12	mg/Kg			1	6010C
7440-41-7	Beryllium	0.16	0.22	0.030	mg/Kg	J		1	6010C
7440-43-9	Cadmium	0.65	0.22	0.032	mg/Kg			1	6010C
7440-70-2	Calcium	31400	54.0	3.6	mg/Kg		B	1	6010C
7440-47-3	Chromium	5.1	0.54	0.22	mg/Kg			1	6010C
7440-48-4	Cobalt	1.6	0.54	0.054	mg/Kg			1	6010C
7440-50-8	Copper	1.0	1.1	0.23	mg/Kg	J		1	6010C
7439-89-6	Iron	5040	10.8	3.8	mg/Kg			1	6010C
7439-92-1	Lead	87.4	1.1	0.26	mg/Kg			1	6010C
7439-95-4	Magnesium	90800	108	5.0	mg/Kg		B	5	6010C
7439-96-5	Manganese	534	0.22	0.035	mg/Kg		B	1	6010C
7440-02-0	Nickel	3.8	5.4	0.25	mg/Kg	J		1	6010C
7440-09-7	Potassium	1560	32.4	21.6	mg/Kg			1	6010C
7782-49-2	Selenium	4.3	4.3	0.43	mg/Kg	U		1	6010C
7440-22-4	Silver	0.65	0.65	0.22	mg/Kg	U		1	6010C
7440-23-5	Sodium	234	151	14.0	mg/Kg			1	6010C
7440-28-0	Thallium	6.5	6.5	0.32	mg/Kg	U		1	6010C
7440-62-2	Vanadium	8.1	0.54	0.12	mg/Kg			1	6010C
7440-66-6	Zinc	117	2.2	0.69	mg/Kg			1	6010C
7439-97-6	Mercury	0.038	0.022	0.0051	mg/Kg			1	7471B

1A-IN
INORGANIC ANALYSIS DATA SHEET
METALS

Client Sample ID: B40
Lab Sample ID: 480-199966-10
Lab Name: Eurofins Buffalo
Job No.: 480-199966-1
SDG ID.:
Matrix: Solid
Date Sampled: 07/20/2022 10:30
Reporting Basis: DRY
Date Received: 07/20/2022 14:20
% Solids: 74.7

CAS No.	Analyte	Result	RL	MDL	Units	C	Q	DIL	Method
7429-90-5	Aluminum	28300	13.6	6.0	mg/Kg			1	6010C
7440-36-0	Antimony	20.4	20.4	0.55	mg/Kg	U		1	6010C
7440-38-2	Arsenic	8.1	2.7	0.55	mg/Kg			1	6010C
7440-39-3	Barium	152	0.68	0.15	mg/Kg			1	6010C
7440-41-7	Beryllium	1.3	0.27	0.038	mg/Kg			1	6010C
7440-43-9	Cadmium	0.38	0.27	0.041	mg/Kg			1	6010C
7440-70-2	Calcium	3420	68.2	4.5	mg/Kg		B	1	6010C
7440-47-3	Chromium	35.4	0.68	0.27	mg/Kg			1	6010C
7440-48-4	Cobalt	21.1	0.68	0.068	mg/Kg			1	6010C
7440-50-8	Copper	27.2	1.4	0.29	mg/Kg			1	6010C
7439-89-6	Iron	32100	13.6	4.8	mg/Kg			1	6010C
7439-92-1	Lead	21.6	1.4	0.33	mg/Kg			1	6010C
7439-95-4	Magnesium	9290	27.3	1.3	mg/Kg		B	1	6010C
7439-96-5	Manganese	1220	0.27	0.044	mg/Kg		B	1	6010C
7440-02-0	Nickel	47.1	6.8	0.31	mg/Kg			1	6010C
7440-09-7	Potassium	8490	40.9	27.3	mg/Kg			1	6010C
7782-49-2	Selenium	5.5	5.5	0.55	mg/Kg	U		1	6010C
7440-22-4	Silver	0.82	0.82	0.27	mg/Kg	U		1	6010C
7440-23-5	Sodium	180	191	17.7	mg/Kg	J		1	6010C
7440-28-0	Thallium	8.2	8.2	0.41	mg/Kg	U		1	6010C
7440-62-2	Vanadium	52.8	0.68	0.15	mg/Kg			1	6010C
7440-66-6	Zinc	82.9	2.7	0.87	mg/Kg			1	6010C
7439-97-6	Mercury	0.022	0.026	0.0059	mg/Kg	J		1	7471B

1A-IN
INORGANIC ANALYSIS DATA SHEET
METALS

Client Sample ID: B41
Lab Sample ID: 480-199966-11
Lab Name: Eurofins Buffalo
Job No.: 480-199966-1
SDG ID.:
Matrix: Solid
Date Sampled: 07/20/2022 10:30
Reporting Basis: DRY
Date Received: 07/20/2022 14:20
% Solids: 75.1

CAS No.	Analyte	Result	RL	MDL	Units	C	Q	DIL	Method
7429-90-5	Aluminum	25500	13.3	5.8	mg/Kg			1	6010C
7440-36-0	Antimony	19.9	19.9	0.53	mg/Kg	U		1	6010C
7440-38-2	Arsenic	10.2	2.7	0.53	mg/Kg			1	6010C
7440-39-3	Barium	151	0.66	0.15	mg/Kg			1	6010C
7440-41-7	Beryllium	1.1	0.27	0.037	mg/Kg			1	6010C
7440-43-9	Cadmium	0.17	0.27	0.040	mg/Kg	J		1	6010C
7440-70-2	Calcium	6470	66.4	4.4	mg/Kg		B	1	6010C
7440-47-3	Chromium	32.1	0.66	0.27	mg/Kg			1	6010C
7440-48-4	Cobalt	13.1	0.66	0.066	mg/Kg			1	6010C
7440-50-8	Copper	17.3	1.3	0.28	mg/Kg			1	6010C
7439-89-6	Iron	26300	13.3	4.6	mg/Kg			1	6010C
7439-92-1	Lead	9.8	1.3	0.32	mg/Kg			1	6010C
7439-95-4	Magnesium	10400	26.6	1.2	mg/Kg		B	1	6010C
7439-96-5	Manganese	438	0.27	0.042	mg/Kg		B	1	6010C
7440-02-0	Nickel	33.5	6.6	0.31	mg/Kg			1	6010C
7440-09-7	Potassium	7560	39.8	26.6	mg/Kg			1	6010C
7782-49-2	Selenium	5.3	5.3	0.53	mg/Kg	U		1	6010C
7440-22-4	Silver	0.80	0.80	0.27	mg/Kg	U		1	6010C
7440-23-5	Sodium	148	186	17.3	mg/Kg	J		1	6010C
7440-28-0	Thallium	8.0	8.0	0.40	mg/Kg	U		1	6010C
7440-62-2	Vanadium	46.9	0.66	0.15	mg/Kg			1	6010C
7440-66-6	Zinc	114	2.7	0.85	mg/Kg			1	6010C
7439-97-6	Mercury	0.013	0.025	0.0057	mg/Kg	J		1	7471B

1A-IN
INORGANIC ANALYSIS DATA SHEET
METALS

Client Sample ID: SIDEWALL-SOUTH #1
Lab Sample ID: 480-199966-12
Lab Name: Eurofins Buffalo
Job No.: 480-199966-1
SDG ID.:
Matrix: Solid
Date Sampled: 07/20/2022 11:00
Reporting Basis: DRY
Date Received: 07/20/2022 14:20
% Solids: 90.3

CAS No.	Analyte	Result	RL	MDL	Units	C	Q	DIL	Method	
7429-90-5	Aluminum	9940	11.3	5.0	mg/Kg			1	6010C	
7440-36-0	Antimony	16.9	16.9	0.45	mg/Kg	U	F1	1	6010C	UJ
7440-38-2	Arsenic	5.5	2.3	0.45	mg/Kg			1	6010C	
7440-39-3	Barium	79.8	0.56	0.12	mg/Kg		F1	1	6010C	J+
7440-41-7	Beryllium	0.43	0.23	0.032	mg/Kg			1	6010C	
7440-43-9	Cadmium	0.40	0.23	0.034	mg/Kg			1	6010C	
7440-70-2	Calcium	14500	56.3	3.7	mg/Kg		B F2	1	6010C	
7440-47-3	Chromium	13.8	0.56	0.23	mg/Kg			1	6010C	
7440-48-4	Cobalt	5.2	0.56	0.056	mg/Kg			1	6010C	
7440-50-8	Copper	22.4	1.1	0.24	mg/Kg			1	6010C	
7439-89-6	Iron	12000	11.3	3.9	mg/Kg			1	6010C	
7439-92-1	Lead	238	1.1	0.27	mg/Kg			1	6010C	
7439-95-4	Magnesium	7880	22.5	1.0	mg/Kg		F1 B	1	6010C	J-
7439-96-5	Manganese	301	0.23	0.036	mg/Kg		^+ B	1	6010C	J
7440-02-0	Nickel	13.1	5.6	0.26	mg/Kg			1	6010C	
7440-09-7	Potassium	2130	33.8	22.5	mg/Kg		F1	1	6010C	J+
7782-49-2	Selenium	4.5	4.5	0.45	mg/Kg	U		1	6010C	
7440-22-4	Silver	0.68	0.68	0.23	mg/Kg	U		1	6010C	
7440-23-5	Sodium	113	158	14.6	mg/Kg	J		1	6010C	
7440-28-0	Thallium	6.8	6.8	0.34	mg/Kg	U		1	6010C	
7440-62-2	Vanadium	22.4	0.56	0.12	mg/Kg			1	6010C	
7440-66-6	Zinc	146	2.3	0.72	mg/Kg		F1	1	6010C	J+
7439-97-6	Mercury	0.41	0.023	0.0052	mg/Kg			1	7471B	

MKP 8/23/2022

1A-IN
INORGANIC ANALYSIS DATA SHEET
METALS

Client Sample ID: SIDEWALL-SOUTH #2
Lab Sample ID: 480-199966-13
Lab Name: Eurofins Buffalo
Job No.: 480-199966-1
SDG ID.:
Matrix: Solid
Date Sampled: 07/20/2022 11:00
Reporting Basis: DRY
Date Received: 07/20/2022 14:20
% Solids: 87.3

CAS No.	Analyte	Result	RL	MDL	Units	C	Q	DIL	Method
7429-90-5	Aluminum	11300	12.0	5.3	mg/Kg			1	6010C
7440-36-0	Antimony	17.9	17.9	0.48	mg/Kg	U		1	6010C
7440-38-2	Arsenic	6.7	2.4	0.48	mg/Kg			1	6010C
7440-39-3	Barium	101	0.60	0.13	mg/Kg			1	6010C
7440-41-7	Beryllium	0.51	0.24	0.033	mg/Kg			1	6010C
7440-43-9	Cadmium	0.50	0.24	0.036	mg/Kg			1	6010C
7440-70-2	Calcium	16800	59.8	3.9	mg/Kg		B	1	6010C
7440-47-3	Chromium	16.4	0.60	0.24	mg/Kg			1	6010C
7440-48-4	Cobalt	6.1	0.60	0.060	mg/Kg			1	6010C
7440-50-8	Copper	29.6	1.2	0.25	mg/Kg			1	6010C
7439-89-6	Iron	14100	12.0	4.2	mg/Kg			1	6010C
7439-92-1	Lead	356	1.2	0.29	mg/Kg			1	6010C
7439-95-4	Magnesium	8130	23.9	1.1	mg/Kg		B	1	6010C
7439-96-5	Manganese	350	0.24	0.038	mg/Kg		B ^+	1	6010C
7440-02-0	Nickel	15.0	6.0	0.27	mg/Kg			1	6010C
7440-09-7	Potassium	2320	35.9	23.9	mg/Kg			1	6010C
7782-49-2	Selenium	4.8	4.8	0.48	mg/Kg	U		1	6010C
7440-22-4	Silver	0.72	0.72	0.24	mg/Kg	U		1	6010C
7440-23-5	Sodium	132	167	15.5	mg/Kg	J		1	6010C
7440-28-0	Thallium	7.2	7.2	0.36	mg/Kg	U		1	6010C
7440-62-2	Vanadium	25.7	0.60	0.13	mg/Kg			1	6010C
7440-66-6	Zinc	173	2.4	0.76	mg/Kg			1	6010C
7439-97-6	Mercury	0.63	0.022	0.0051	mg/Kg			1	7471B

GENERAL CHEMISTRY

No data validation qualifiers were added

MKP 8/23/2022

COVER PAGE
GENERAL CHEMISTRY

Lab Name: Eurofins Buffalo Job Number: 480-199966-1

SDG No.:

Project: Pilgrim Village Family

Client Sample ID	Lab Sample ID
B3	480-199966-1
B4	480-199966-2
B5	480-199966-3
B11	480-199966-4
B12	480-199966-5
B13	480-199966-6
B14	480-199966-7
B15	480-199966-8
B30	480-199966-9
B40	480-199966-10
B41	480-199966-11
SIDEWALL-SOUTH #1	480-199966-12
SIDEWALL-SOUTH #2	480-199966-13

Comments:

General Chemistry Raw Data Report

Job ID: 480-199966-1

Batch: 634392 **Analyst Initials: CMK**

Method: Moisture **Instrument: No Equipment Used for this Test**

Lab Sample ID: 480-199966-A-1 — Analysis Date: Jul 21, 2022 10:56

Analyte	Detector	Dilution	Raw Result	Unit
Percent Moisture	None	1	22.1115537848605	%
Percent Solids	None	1	77.8884462151395	%

Lab Sample ID: 480-199966-A-2 — Analysis Date: Jul 21, 2022 10:56

Analyte	Detector	Dilution	Raw Result	Unit
Percent Moisture	None	1	15.7667386609071	%
Percent Solids	None	1	84.2332613390929	%

Lab Sample ID: 480-199966-A-3 — Analysis Date: Jul 21, 2022 10:56

Analyte	Detector	Dilution	Raw Result	Unit
Percent Moisture	None	1	16.9632265717675	%
Percent Solids	None	1	83.0367734282325	%

Lab Sample ID: 480-199966-A-4 — Analysis Date: Jul 21, 2022 10:56

Analyte	Detector	Dilution	Raw Result	Unit
Percent Moisture	None	1	25	%
Percent Solids	None	1	75	%

Lab Sample ID: 480-199966-A-5 — Analysis Date: Jul 21, 2022 10:56

Analyte	Detector	Dilution	Raw Result	Unit
Percent Moisture	None	1	25.4273504273504	%
Percent Solids	None	1	74.5726495726496	%

Lab Sample ID: 480-199966-A-6 — Analysis Date: Jul 21, 2022 10:56

Analyte	Detector	Dilution	Raw Result	Unit
Percent Moisture	None	1	26.6984505363528	%
Percent Solids	None	1	73.3015494636472	%

Lab Sample ID: 480-199966-A-7 — Analysis Date: Jul 21, 2022 10:56

Analyte	Detector	Dilution	Raw Result	Unit
Percent Moisture	None	1	22.6373626373626	%
Percent Solids	None	1	77.3626373626374	%

Lab Sample ID: 480-199966-A-8 — Analysis Date: Jul 21, 2022 10:56

Analyte	Detector	Dilution	Raw Result	Unit
Percent Moisture	None	1	4.93827160493829	%
Percent Solids	None	1	95.0617283950617	%

Lab Sample ID: 480-199966-A-9 — Analysis Date: Jul 21, 2022 10:56

Analyte	Detector	Dilution	Raw Result	Unit
Percent Moisture	None	1	5.8734939759036	%
Percent Solids	None	1	94.1265060240964	%

Batch: 634392 (Continued)

Analyst Initials: CMK

Method: Moisture

Instrument: No Equipment Used for this Test

Lab Sample ID: 480-199966-A-10

Analysis Date: Jul 21, 2022 10:56

Analyte	Detector	Dilution	Raw Result	Unit
Percent Moisture	None	1	25.2873563218391	%
Percent Solids	None	1	74.7126436781609	%

Lab Sample ID: 480-199966-A-11

Analysis Date: Jul 21, 2022 10:56

Analyte	Detector	Dilution	Raw Result	Unit
Percent Moisture	None	1	24.9422632794457	%
Percent Solids	None	1	75.0577367205543	%

Lab Sample ID: 480-199966-A-12

Analysis Date: Jul 21, 2022 10:56

Analyte	Detector	Dilution	Raw Result	Unit
Percent Moisture	None	1	9.6858638743455	%
Percent Solids	None	1	90.3141361256545	%

Lab Sample ID: 480-199966-A-13

Analysis Date: Jul 21, 2022 10:56

Analyte	Detector	Dilution	Raw Result	Unit
Percent Moisture	None	1	12.6948775055679	%
Percent Solids	None	1	87.3051224944321	%

Appendix B

Laboratory QC Documentation

FORM III
GC/MS VOA MATRIX SPIKE RECOVERY

Lab Name: Eurofins Buffalo Job No.: 480-199966-1

SDG No.:

Matrix: Solid Level: Low Lab File ID: M04841.D

Lab ID: 480-199966-13 MS Client ID: SIDEWALL-SOUTH #2 MS

COMPOUND	SPIKE ADDED (ug/Kg)	SAMPLE CONCENTRATION (ug/Kg)	MS CONCENTRATION (ug/Kg)	MS % REC	QC LIMITS REC	#
1,1,1-Trichloroethane	56.8	5.7 U	60.9	107	77-121	vs
1,1,2,2-Tetrachloroethane	56.8	5.7 U	60.5	106	80-120	vs
1,1,2-Trichloro-1,2,2-trifluoroethane	56.8	5.7 U	60.6	107	60-140	vs
1,1,2-Trichloroethane	56.8	5.7 U	55.0	97	78-122	vs
1,1-Dichloroethane	56.8	5.7 U	61.7	109	73-126	vs
1,1-Dichloroethene	56.8	5.7 U	57.5	101	59-125	vs
1,2,4-Trichlorobenzene	56.8	5.7 U	27.5	48	64-120	F1 vs
1,2-Dibromo-3-Chloropropane	56.8	5.7 U	49.2	87	63-124	vs
1,2-Dibromoethane	56.8	5.7 U	48.3	85	78-120	vs
1,2-Dichlorobenzene	56.8	5.7 U	48.6	86	75-120	vs
1,2-Dichloroethane	56.8	5.7 U	52.2	92	77-122	vs
1,2-Dichloropropane	56.8	5.7 U	56.6	100	75-124	vs
1,3-Dichlorobenzene	56.8	5.7 U	49.3	87	74-120	vs
1,4-Dichlorobenzene	56.8	5.7 U	47.4	83	73-120	vs
2-Butanone (MEK)	284	28 U	183	65	70-134	F1 vs
2-Hexanone	284	28 U	196	69	59-130	vs
4-Methyl-2-pentanone (MIBK)	284	28 U	237	83	65-133	vs
Acetone	284	28 U	189	66	61-137	vs
Benzene	56.8	5.7 U	57.4	101	79-127	vs
Bromodichloromethane	56.8	5.7 U	58.9	104	80-122	vs
Bromoform	56.8	5.7 U	55.1	97	68-126	vs
Bromomethane	56.8	5.7 U	50.1	88	37-149	vs
Carbon disulfide	56.8	5.7 U	53.3	94	64-131	vs
Carbon tetrachloride	56.8	5.7 U	62.3	110	75-135	vs
Chlorobenzene	56.8	5.7 U	53.1	93	76-124	vs
Chloroethane	56.8	5.7 U	59.4	105	69-135	vs
Chloroform	56.8	0.36 J	58.6	103	80-120	vs
Chloromethane	56.8	5.7 U	61.4	108	63-127	vs
cis-1,2-Dichloroethene	56.8	5.7 U	56.6	100	80-120	vs
cis-1,3-Dichloropropene	56.8	5.7 U	44.0	77	80-120	F1 vs
Cyclohexane	56.8	5.7 U	58.2	102	65-120	vs
Dibromochloromethane	56.8	5.7 U	62.2	109	76-125	vs
Dichlorodifluoromethane	56.8	5.7 U	55.7	98	57-142	vs
Ethylbenzene	56.8	5.7 U	57.9	102	80-120	vs
Isopropylbenzene	56.8	5.7 U	69.7	123	72-120	F1 vs
Methyl acetate	114	28 U	83.8	74	55-136	vs
Methyl tert-butyl ether	56.8	5.7 U	48.3	85	63-125	vs
Methylcyclohexane	56.8	5.7 U	49.8	88	60-140	vs
Methylene Chloride	56.8	5.7 U	62.0	109	61-127	vs
Styrene	56.8	5.7 U	47.4	83	80-120	vs
Tetrachloroethene	56.8	5.7 U	59.1	104	74-122	vs

Column to be used to flag recovery and RPD values

FORM III 8260C

FORM III
GC/MS VOA MATRIX SPIKE DUPLICATE RECOVERY

Lab Name: Eurofins Buffalo Job No.: 480-199966-1

SDG No.:

Matrix: Solid Level: Low Lab File ID: M04842.D

Lab ID: 480-199966-13 MSD Client ID: SIDEWALL-SOUTH #2 MSD

COMPOUND	SPIKE ADDED (ug/Kg)	MSD CONCENTRATION (ug/Kg)	MSD % REC	% RPD	QC LIMITS RPD	QC LIMITS REC	#
1,1,1-Trichloroethane	56.8	54.0	95	12	30	77-121	vs
1,1,2,2-Tetrachloroethane	56.8	57.2	101	5	30	80-120	vs
1,1,2-Trichloro-1,2,2-trifluoroethane	56.8	53.6	94	12	30	60-140	vs
1,1,2-Trichloroethane	56.8	54.7	96	1	30	78-122	vs
1,1-Dichloroethane	56.8	55.8	98	10	30	73-126	vs
1,1-Dichloroethene	56.8	52.2	92	10	30	59-125	vs
1,2,4-Trichlorobenzene	56.8	15.5	27	56	30	64-120	F1 F2 vs
1,2-Dibromo-3-Chloropropane	56.8	34.4	60	35	30	63-124	F1 F2 vs
1,2-Dibromoethane	56.8	46.6	82	3	30	78-120	vs
1,2-Dichlorobenzene	56.8	43.4	76	11	30	75-120	vs
1,2-Dichloroethane	56.8	50.2	88	4	30	77-122	vs
1,2-Dichloropropane	56.8	55.6	98	2	30	75-124	vs
1,3-Dichlorobenzene	56.8	44.7	79	10	30	74-120	vs
1,4-Dichlorobenzene	56.8	43.3	76	9	30	73-120	vs
2-Butanone (MEK)	284	179	63	2	30	70-134	F1 vs
2-Hexanone	284	187	66	5	30	59-130	vs
4-Methyl-2-pentanone (MIBK)	284	220	78	7	30	65-133	vs
Acetone	284	178	63	6	30	61-137	vs
Benzene	56.8	54.2	95	6	30	79-127	vs
Bromodichloromethane	56.8	57.9	102	2	30	80-122	vs
Bromoform	56.8	52.4	92	5	30	68-126	vs
Bromomethane	56.8	45.3	80	10	30	37-149	vs
Carbon disulfide	56.8	46.0	81	15	30	64-131	vs
Carbon tetrachloride	56.8	55.2	97	12	30	75-135	vs
Chlorobenzene	56.8	49.2	87	8	30	76-124	vs
Chloroethane	56.8	53.4	94	11	30	69-135	vs
Chloroform	56.8	54.0	94	8	30	80-120	vs
Chloromethane	56.8	55.8	98	10	30	63-127	vs
cis-1,2-Dichloroethene	56.8	50.2	88	12	30	80-120	vs
cis-1,3-Dichloropropene	56.8	45.2	80	3	30	80-120	vs
Cyclohexane	56.8	49.6	87	16	30	65-120	vs
Dibromochloromethane	56.8	59.3	104	5	30	76-125	vs
Dichlorodifluoromethane	56.8	46.7	82	18	30	57-142	vs
Ethylbenzene	56.8	52.7	93	9	30	80-120	vs
Isopropylbenzene	56.8	63.7	112	9	30	72-120	vs
Methyl acetate	114	77.2	68	8	30	55-136	vs
Methyl tert-butyl ether	56.8	45.0	79	7	30	63-125	vs
Methylcyclohexane	56.8	43.6	77	13	30	60-140	vs
Methylene Chloride	56.8	56.7	100	9	30	61-127	vs

Column to be used to flag recovery and RPD values

FORM III 8260C

FORM III
GC/MS VOA MATRIX SPIKE DUPLICATE RECOVERY

Lab Name: Eurofins Buffalo Job No.: 480-199966-1

SDG No.:

Matrix: Solid Level: Low Lab File ID: M04842.D

Lab ID: 480-199966-13 MSD Client ID: SIDEWALL-SOUTH #2 MSD

COMPOUND	SPIKE ADDED (ug/Kg)	MSD CONCENTRATION (ug/Kg)	MSD % REC	% RPD	QC LIMITS RPD	QC LIMITS REC	#
Styrene	56.8	43.7	77	8	30	80-120	F1 vs
Tetrachloroethene	56.8	52.8	93	11	30	74-122	vs
Toluene	56.8	54.1	95	8	30	74-128	vs
trans-1,2-Dichloroethene	56.8	49.2	87	15	30	78-126	vs
trans-1,3-Dichloropropene	56.8	45.6	80	2	30	73-123	vs
Trichloroethene	56.8	50.0	88	8	30	77-129	vs
Trichlorofluoromethane	56.8	50.2	88	14	30	65-146	vs
Vinyl chloride	56.8	50.5	89	14	30	61-133	vs

Column to be used to flag recovery and RPD values

FORM III 8260C

FORM VIII
GC/MS VOA INTERNAL STANDARD AREA AND RETENTION TIME SUMMARY

Lab Name: Eurofins Buffalo Job No.: 480-199966-1

SDG No.:

Sample No.: CCVIS 480-634675/4 Date Analyzed: 07/24/2022 18:55

Instrument ID: HP5977M GC Column: ZB-624 (30) VOA ID: 0.25(mm)

Lab File ID (Standard): M04818.D Heated Purge: (Y/N) Y

Calibration ID: 43305

		FB		CBNZd5		DCBd4	
		AREA #	RT #	AREA #	RT #	AREA #	RT #
12/24 HOUR STD		112174	5.23	230813	8.22	241721	10.62
UPPER LIMIT		224348	5.73	461626	8.72	483442	11.12
LOWER LIMIT		56087	4.73	115407	7.72	120861	10.12
LAB SAMPLE ID	CLIENT SAMPLE ID						
LCS 480-634673/1-A		108528	5.23	227007	8.22	240274	10.62
MB 480-634673/2-A		101522	5.23	218996	8.22	236545	10.62
480-199966-5	B12	83289	5.23	153219	8.22	118078*3	10.62
480-199966-6	B13	71600	5.23	143273	8.22	137879	10.62
480-199966-7	B14	94348	5.23	183978	8.22	158619	10.62
480-199966-8	B15	95158	5.23	190991	8.22	170449	10.62
480-199966-12	SIDEWALL-SOUTH #1	84996	5.23	154334	8.22	124844	10.62
480-199966-13	SIDEWALL-SOUTH #2	82853	5.23	149193	8.22	121180	10.62
480-199966-13 MS	SIDEWALL-SOUTH #2 MS	91234	5.23	167914	8.22	142820	10.62
480-199966-13 MSD	SIDEWALL-SOUTH #2 MSD	98620	5.23	192692	8.22	159802	10.62

FB = Fluorobenzene (IS)
CBNZd5 = Chlorobenzene-d5
DCBd4 = 1,4-Dichlorobenzene-d4

Area Limit = 50%-200% of internal standard area
RT Limit = ± 0.5 minutes of internal standard RT

Column used to flag values outside QC limits

FORM VIII 8260C

FORM VII
GC/MS VOA CONTINUING CALIBRATION DATA

Lab Name: Eurofins Buffalo Job No.: 480-199966-1

SDG No.:

Lab Sample ID: CCVIS 480-634675/4 Calibration Date: 07/24/2022 18:55

Instrument ID: HP5977M Calib Start Date: 04/03/2022 22:58

GC Column: ZB-624 (30) VOA ID: 0.25(mm) Calib End Date: 04/04/2022 01:23

Lab File ID: M04818.D Conc. Units: ug/L Heated Purge: (Y/N) Y

ANALYTE	CURVE TYPE	AVE RRF	RRF	MIN RRF	CALC AMOUNT	SPIKE AMOUNT	%D	MAX %D
Dichlorodifluoromethane	Ave	1.390	1.238	0.1000	44.5	50.0	-10.9	50.0
Chloromethane	Ave	1.852	1.803	0.1000	48.7	50.0	-2.7	20.0
Vinyl chloride	Ave	1.570	1.472	0.1000	46.9	50.0	-6.3	20.0
Butadiene	Ave	1.627	1.456		44.7	50.0	-10.5	20.0
Bromomethane	Ave	0.7820	0.7010	0.1000	44.8	50.0	-10.4	50.0
Chloroethane	Ave	0.8552	0.7553	0.1000	44.2	50.0	-11.7	50.0
Trichlorofluoromethane	Ave	1.614	1.405	0.1000	43.5	50.0	-13.0	20.0
Dichlorofluoromethane	Ave	2.000	1.596		39.9	50.0	-20.2*	20.0
Ethyl ether	Ave	1.171	1.067		45.5	50.0	-8.9	20.0
Acrolein	Ave	0.1169	0.1770		379	250	51.4*	50.0
1,1,2-Trichloro-1,2,2-trifluoroethane	Ave	1.177	1.253	0.1000	53.2	50.0	6.4	20.0
1,1-Dichloroethene	Ave	1.011	1.051	0.1000	52.0	50.0	3.9	20.0
Acetone	Ave	0.4870	0.4536	0.1000	233	250	-6.9	50.0
Iodomethane	Ave	1.947	1.950		50.1	50.0	0.1	20.0
Carbon disulfide	Ave	3.587	3.752	0.1000	52.3	50.0	4.6	20.0
Allyl chloride	Ave	2.148	2.103		48.9	50.0	-2.1	20.0
Methyl acetate	Ave	1.072	1.051	0.1000	98.0	100	-2.0	50.0
Methylene Chloride	Lin1		1.321	0.1000	52.0	50.0	4.0	20.0
2-Methyl-2-propanol	Ave	0.1761	0.1409		400	500	-20.0	50.0
Methyl tert-butyl ether	Ave	3.801	3.471	0.1000	45.7	50.0	-8.7	20.0
trans-1,2-Dichloroethene	Ave	1.227	1.256	0.1000	51.2	50.0	2.4	20.0
Acrylonitrile	Ave	0.5772	0.5629		488	500	-2.5	20.0
Hexane	Ave	2.062	2.237		54.3	50.0	8.5	20.0
1,1-Dichloroethane	Ave	2.381	2.415	0.2000	50.7	50.0	1.4	20.0
Vinyl acetate	Ave	2.631	2.552		97.0	100	-3.0	20.0
2,2-Dichloropropane	Ave	1.418	1.372		48.4	50.0	-3.2	20.0
cis-1,2-Dichloroethene	Ave	1.413	1.391	0.1000	49.2	50.0	-1.5	20.0
2-Butanone (MEK)	Ave	0.6729	0.6808	0.1000	253	250	1.2	20.0
Chlorobromomethane	Ave	0.7413	0.7294		49.2	50.0	-1.6	20.0
Tetrahydrofuran	Ave	0.4779	0.4525		94.7	100	-5.3	20.0
Chloroform	Ave	2.206	2.202	0.2000	49.9	50.0	-0.2	20.0
1,1,1-Trichloroethane	Ave	1.713	1.784	0.1000	52.1	50.0	4.2	20.0
Cyclohexane	Ave	2.517	2.695	0.1000	53.6	50.0	7.1	20.0
Carbon tetrachloride	Ave	1.356	1.487	0.1000	54.9	50.0	9.7	20.0
1,1-Dichloropropene	Ave	1.554	1.629		52.4	50.0	4.8	20.0
Benzene	Ave	4.743	4.824	0.5000	50.8	50.0	1.7	20.0
Isobutyl alcohol	Ave	0.0580	0.0546		1180	1250	-5.7	50.0
1,2-Dichloroethane	Ave	1.764	1.785	0.1000	50.6	50.0	1.2	20.0
n-Heptane	Ave	2.020	2.228		55.2	50.0	10.3	20.0
Trichloroethene	Ave	1.229	1.248	0.2000	50.8	50.0	1.6	20.0

NT

FORM VII 8260C

FORM X
IDENTIFICATION SUMMARY

Lab Name: Eurofins Buffalo Job No.: 480-199966-1

SDG No.:

Client Sample ID: B4 Lab Sample ID: 480-199966-2

Instrument ID (1): HP6890-5 Instrument ID (2): HP6890-5

Date Analyzed (1): 07/25/2022 11:27 Date Analyzed (2): 07/25/2022 11:27

GC Column (1): RTX-CLPI ID: 0.53(mm) GC Column (2): RTX-CLPII ID: 0.53(mm)

ANALYTE	COL	PEAK	RT	RT WINDOW		CONCENTRATION		RPD
				FROM	TO	PEAK	MEAN	
delta-BHC	1		2.83	2.82	2.88	0.61		32.9
	2		3.92	3.87	3.93	0.44		
4,4'-DDT	1		5.04	4.98	5.04	0.59		12.9
	2		6.40	6.34	6.40	0.68		

FORM X 8081B

FORM X
IDENTIFICATION SUMMARY

Lab Name: Eurofins Buffalo Job No.: 480-199966-1

SDG No.:

Client Sample ID: B5 Lab Sample ID: 480-199966-3

Instrument ID (1): HP6890-5 Instrument ID (2): HP6890-5

Date Analyzed (1): 07/25/2022 11:47 Date Analyzed (2): 07/25/2022 11:47

GC Column (1): RTX-CLPI ID: 0.53(mm) GC Column (2): RTX-CLPII ID: 0.53(mm)

ANALYTE	COL	PEAK	RT	RT WINDOW		CONCENTRATION		RPD
				FROM	TO	PEAK	MEAN	
delta-BHC	1		2.87	2.82	2.88	0.59		13.8
	2		3.92	3.87	3.93	0.51		
Endrin	1		4.63	4.60	4.66	0.41		39.6
	2		5.96	5.90	5.96	0.62		

FORM X 8081B

FORM X
IDENTIFICATION SUMMARY

Lab Name: Eurofins Buffalo Job No.: 480-199966-1

SDG No.:

Client Sample ID: B13 Lab Sample ID: 480-199966-6

Instrument ID (1): HP6890-5 Instrument ID (2): HP6890-5

Date Analyzed (1): 07/25/2022 12:45 Date Analyzed (2): 07/25/2022 12:45

GC Column (1): RTX-CLPI ID: 0.53(mm) GC Column (2): RTX-CLPII ID: 0.53(mm)

ANALYTE	COL	PEAK	RT	RT WINDOW		CONCENTRATION		RPD
				FROM	TO	PEAK	MEAN	
alpha-BHC	1		2.42	2.41	2.47	0.67		16.1
	2		3.17	3.17	3.23	0.78		
beta-BHC	1		2.73	2.69	2.75	0.76		38.4
	2		3.61	3.57	3.63	1.1		
4,4'-DDT	1		5.03	4.98	5.04	0.87		24.3
	2		6.40	6.34	6.40	1.1		
Methoxychlor	1		5.55	5.50	5.56	0.72		9.9
	2		7.08	7.03	7.09	0.79		

FORM X
IDENTIFICATION SUMMARY

Lab Name: Eurofins Buffalo Job No.: 480-199966-1

SDG No.:

Client Sample ID: B14 Lab Sample ID: 480-199966-7

Instrument ID (1): HP6890-5 Instrument ID (2): HP6890-5

Date Analyzed (1): 07/25/2022 13:05 Date Analyzed (2): 07/25/2022 13:05

GC Column (1): RTX-CLPI ID: 0.53(mm) GC Column (2): RTX-CLPII ID: 0.53(mm)

ANALYTE	COL	PEAK	RT	RT WINDOW		CONCENTRATION		RPD
				FROM	TO	PEAK	MEAN	
delta-BHC	1		2.83	2.82	2.88	0.73		39.0
	2		3.91	3.87	3.93	0.49		
trans-Chlordane	1		3.89	3.88	3.94	0.69		144.9
	2		5.10	5.09	5.15	4.3		

FORM X 8081B

FORM X
IDENTIFICATION SUMMARY

Lab Name: Eurofins Buffalo Job No.: 480-199966-1

SDG No.:

Client Sample ID: B30 Lab Sample ID: 480-199966-9

Instrument ID (1): HP6890-5 Instrument ID (2): HP6890-5

Date Analyzed (1): 07/25/2022 13:44 Date Analyzed (2): 07/25/2022 13:44

GC Column (1): RTX-CLPI ID: 0.53(mm) GC Column (2): RTX-CLPII ID: 0.53(mm)

ANALYTE	COL	PEAK	RT	RT WINDOW		CONCENTRATION		RPD
				FROM	TO	PEAK	MEAN	
4,4'-DDE	1		4.12	4.10	4.16	0.74		32.2
	2		5.44	5.41	5.47	0.54		
4,4'-DDT	1		5.01	4.98	5.04	0.86		6.6
	2		6.38	6.34	6.40	0.92		
Methoxychlor	1		5.52	5.50	5.56	0.45		127.7
	2		7.05	7.03	7.09	2.0		

FORM X
IDENTIFICATION SUMMARY

Lab Name: Eurofins Buffalo Job No.: 480-199966-1

SDG No.:

Client Sample ID: B41 Lab Sample ID: 480-199966-11

Instrument ID (1): HP6890-5 Instrument ID (2): HP6890-5

Date Analyzed (1): 07/25/2022 14:23 Date Analyzed (2): 07/25/2022 14:23

GC Column (1): RTX-CLPI ID: 0.53(mm) GC Column (2): RTX-CLPII ID: 0.53(mm)

ANALYTE	COL	PEAK	RT	RT WINDOW		CONCENTRATION		RPD
				FROM	TO	PEAK	MEAN	
beta-BHC	1		2.74	2.69	2.75	0.47		40.4
	2		3.61	3.57	3.63	0.71		
Methoxychlor	1		5.50	5.50	5.56	0.67		15.2
	2		7.09	7.03	7.09	0.78		

FORM X
IDENTIFICATION SUMMARY

Lab Name: Eurofins Buffalo Job No.: 480-199966-1

SDG No.:

Client Sample ID: SIDEWALL-SOUTH #1 Lab Sample ID: 480-199966-12

Instrument ID (1): HP6890-5 Instrument ID (2): HP6890-5

Date Analyzed (1): 07/25/2022 14:43 Date Analyzed (2): 07/25/2022 14:43

GC Column (1): RTX-CLPI ID: 0.53(mm) GC Column (2): RTX-CLPII ID: 0.53(mm)

ANALYTE	COL	PEAK	RT	RT WINDOW		CONCENTRATION		RPD
				FROM	TO	PEAK	MEAN	
4,4'-DDT	1		5.00	4.98	5.04	5.9		2.4
	2		6.37	6.34	6.40	5.7		
Methoxychlor	1		5.52	5.50	5.56	2.4		121.1
	2		7.05	7.03	7.09	9.7		

FORM X 8081B

FORM X
IDENTIFICATION SUMMARY

Lab Name: Eurofins Buffalo Job No.: 480-199966-1

SDG No.:

Client Sample ID: SIDEWALL-SOUTH #2 Lab Sample ID: 480-199966-13

Instrument ID (1): HP6890-5 Instrument ID (2): HP6890-5

Date Analyzed (1): 07/25/2022 15:02 Date Analyzed (2): 07/25/2022 15:02

GC Column (1): RTX-CLPI ID: 0.53(mm) GC Column (2): RTX-CLPII ID: 0.53(mm)

ANALYTE	COL	PEAK	RT	RT WINDOW		CONCENTRATION		RPD
				FROM	TO	PEAK	MEAN	
4,4'-DDE	1		4.13	4.10	4.16	2.8		4.9
	2		5.44	5.41	5.47	2.7		
4,4'-DDT	1		5.01	4.98	5.04	5.2		37.3
	2		6.37	6.34	6.40	7.6		
Methoxychlor	1		5.52	5.50	5.56	2.3		135.5
	2		7.05	7.03	7.09	12		

FORM I
PESTICIDES ORGANICS ANALYSIS DATA SHEET

Lab Name: Eurofins Buffalo
Job No.: 480-199966-1
SDG No.:
Client Sample ID:
Lab Sample ID: MB 480-634537/1-A
Matrix: Solid
Lab File ID: 5_56039.D
Analysis Method: 8081B
Date Collected:
Extraction Method: 3550C
Date Extracted: 07/22/2022 08:55
Sample wt/vol: 30.07(g)
Date Analyzed: 07/25/2022 09:50
Con. Extract Vol.: 10(mL)
Dilution Factor: 1
Injection Volume: 1(uL)
GC Column: RTX-CLPII ID: 0.53(mm)
% Moisture: % Solids:
GPC Cleanup:(Y/N) N
Cleanup Factor:
Analysis Batch No.: 634687
Units: ug/Kg

CAS NO.	COMPOUND NAME	RESULT	Q	RL	MDL
72-54-8	4,4'-DDD	1.7	U	1.7	0.32
72-55-9	4,4'-DDE	1.7	U	1.7	0.35
50-29-3	4,4'-DDT	1.7	U	1.7	0.39
309-00-2	Aldrin	1.7	U	1.7	0.41
319-84-6	alpha-BHC	1.7	U	1.7	0.30
319-85-7	beta-BHC	1.7	U	1.7	0.30
5103-71-9	cis-Chlordane	1.7	U	1.7	0.83
319-86-8	delta-BHC	1.7	U	1.7	0.31
60-57-1	Dieldrin	1.7	U	1.7	0.40
959-98-8	Endosulfan I	1.7	U	1.7	0.32
33213-65-9	Endosulfan II	1.7	U	1.7	0.30
1031-07-8	Endosulfan sulfate	1.7	U	1.7	0.31
72-20-8	Endrin	1.7	U	1.7	0.33
7421-93-4	Endrin aldehyde	1.7	U	1.7	0.43
53494-70-5	Endrin ketone	1.7	U	1.7	0.41
58-89-9	gamma-BHC (Lindane)	1.7	U	1.7	0.31
76-44-8	Heptachlor	1.7	U	1.7	0.36
1024-57-3	Heptachlor epoxide	1.7	U	1.7	0.43
72-43-5	Methoxychlor	0.667	J	1.7	0.34
8001-35-2	Toxaphene	17	U	17	9.7
5103-74-2	trans-Chlordane	1.7	U	1.7	0.53

CAS NO.	SURROGATE	%REC	Q	LIMITS
2051-24-3	DCB Decachlorobiphenyl	98		45-120
877-09-8	Tetrachloro-m-xylene	69		30-124

3-IN
METHOD BLANK
METALS

Lab Name: Eurofins Buffalo Job No.: 480-199966-1

SDG No.:

Concentration Units: mg/Kg Lab Sample ID: MB 480-634568/1-A

Instrument Code: ICAP1 Batch No.: 634881

CAS No.	Analyte	Concentration	C	Q	Method
7429-90-5	Aluminum	9.8	U		6010C
7440-36-0	Antimony	14.7	U		6010C
7440-38-2	Arsenic	2.0	U		6010C
7440-39-3	Barium	0.49	U		6010C
7440-41-7	Beryllium	0.20	U		6010C
7440-43-9	Cadmium	0.20	U		6010C
7440-70-2	Calcium	4.65	J		6010C
7440-47-3	Chromium	0.49	U		6010C
7440-48-4	Cobalt	0.49	U		6010C
7440-50-8	Copper	0.98	U		6010C
7439-89-6	Iron	9.8	U		6010C
7439-92-1	Lead	0.98	U		6010C
7439-95-4	Magnesium	2.93	J		6010C
7439-96-5	Manganese	0.0638	J		6010C
7440-02-0	Nickel	4.9	U		6010C
7440-09-7	Potassium	29.5	U		6010C
7782-49-2	Selenium	3.9	U		6010C
7440-22-4	Silver	0.59	U		6010C
7440-23-5	Sodium	137	U		6010C
7440-28-0	Thallium	5.9	U		6010C
7440-62-2	Vanadium	0.49	U		6010C
7440-66-6	Zinc	2.0	U		6010C

FORM III-IN

5A-IN
MATRIX SPIKE SAMPLE RECOVERY
METALS

Client ID: SIDEWALL-SOUTH #1 MS

Lab ID: 480-199966-12 MS

Lab Name: Eurofins Buffalo

Job No.: 480-199966-1

SDG No.:

Matrix: Solid

Concentration Units: mg/Kg

% Solids: 90.3

Analyte	SSR	C	Sample Result (SR)	C	Spike Added (SA)	%R	Control Limit %R	Q	Method
Aluminum	17440		9940		2320	323	75-125	4	6010C
Antimony	25.33		16.9	U	46.4	55	75-125	F1	6010C
Arsenic	44.24		5.5		46.4	83	75-125		6010C
Barium	150.3		79.8		46.4	152	75-125	F1	6010C
Beryllium	37.03		0.43		46.4	79	75-125		6010C
Cadmium	38.45		0.40		46.4	82	75-125		6010C
Calcium	15490		14500		2320	43	75-125	4	6010C
Chromium	55.88		13.8		46.4	91	75-125		6010C
Cobalt	48.73		5.2		46.4	94	75-125		6010C
Copper	66.24		22.4		46.4	94	75-125		6010C
Iron	15940		12000		2320	168	75-125	4	6010C
Lead	352.5		238		46.4	247	75-125	4	6010C
Magnesium	9552		7880		2320	72	75-125	F1	6010C
Manganese	388.7		301		46.4	189	75-125	^+ 4	6010C
Nickel	55.57		13.1		46.4	91	75-125		6010C
Potassium	6170		2130		2320	174	75-125	F1	6010C
Selenium	35.94		4.5	U	46.4	77	75-125		6010C
Silver	9.68		0.68	U	11.6	83	75-125		6010C
Sodium	2116		113	J	2330	86	75-125		6010C
Thallium	41.93		6.8	U	46.4	90	75-125		6010C
Vanadium	70.20		22.4		46.4	103	75-125		6010C
Zinc	204.9		146		46.4	126	75-125	F1	6010C

SSR = Spiked Sample Result

Calculations are performed before rounding to avoid round-off errors in calculated results.
Note - Results and Reporting Limits have been adjusted for dry weight.

FORM VA - IN

5A-IN
MATRIX SPIKE DUPLICATE SAMPLE RECOVERY
METALS

Client ID: SIDEWALL-SOUTH #1 MSD

Lab ID: 480-199966-12 MSD

Lab Name: Eurofins Buffalo

Job No.: 480-199966-1

SDG No.:

Matrix: Solid

Concentration Units: mg/Kg

% Solids: 90.3

Analyte	(SDR)	C	Spike Added (SA)	%R	Control Limit %R	RPD	RPD Limit	Q	Method
Aluminum	19040		2190	415	75-125	9	20	4	6010C
Antimony	23.48		43.9	54	75-125	8	20	F1	6010C
Arsenic	44.57		43.9	89	75-125	1	20		6010C
Barium	152.4		43.9	166	75-125	1	20	F1	6010C
Beryllium	37.01		43.9	83	75-125	0	20		6010C
Cadmium	38.98		43.9	88	75-125	1	20		6010C
Calcium	21270		2190	308	75-125	31	20	4 F2	6010C
Chromium	57.85		43.9	101	75-125	3	20		6010C
Cobalt	50.49		43.9	103	75-125	4	20		6010C
Copper	66.23		43.9	100	75-125	0	20		6010C
Iron	16660		2190	211	75-125	4	20	4	6010C
Lead	322.8		43.9	194	75-125	9	20	4	6010C
Magnesium	10510		2190	120	75-125	10	20		6010C
Manganese	381.1		43.9	182	75-125	2	20	^+ 4	6010C
Nickel	58.72		43.9	104	75-125	6	20		6010C
Potassium	6692		2190	208	75-125	8	20	F1	6010C
Selenium	36.84		43.9	84	75-125	2	20		6010C
Silver	9.89		11.0	90	75-125	2	20		6010C
Sodium	2119		2200	91	75-125	0	20		6010C
Thallium	43.04		43.9	98	75-125	3	20		6010C
Vanadium	73.14		43.9	116	75-125	4	20		6010C
Zinc	204.2		43.9	132	75-125	0	20	F1	6010C

SDR = Sample Duplicate Result

Calculations are performed before rounding to avoid round-off errors in calculated results.
Note - Results and Reporting Limits have been adjusted for dry weight.

FORM VD - IN

8-IN
ICP-AES AND ICP-MS SERIAL DILUTIONS
METALS

Lab ID: 480-199966-12

SDG No:

Lab Name: Eurofins Buffalo Job No: 480-199966-1

Matrix: Solid Concentration Units: mg/Kg

Analyte	Initial Sample Result (I)	C	Serial Dilution Result (S)	C	% Difference	Q	Method
Aluminum	9940		10640		7.1		6010C
Antimony	16.9	U	84.4	U	NC		6010C
Arsenic	5.5		7.35	J	NC		6010C
Barium	79.8		91.65		15	V	6010C
Beryllium	0.43		0.473	J	NC		6010C
Cadmium	0.40		0.304	J	NC		6010C
Calcium	14500		15810		9.0		6010C
Chromium	13.8		14.77		7.4		6010C
Cobalt	5.2		4.87		6.1		6010C
Copper	22.4		22.86		2.0		6010C
Iron	12000		13870		15	V	6010C
Lead	238		227.8		4.1		6010C
Magnesium	7880		8323		5.7		6010C
Manganese	301		354.7		18	^+ V	6010C
Nickel	13.1		12.37	J	5.7		6010C
Potassium	2130		2295		7.5		6010C
Selenium	4.5	U	22.5	U	NC		6010C
Silver	0.68	U	3.4	U	NC		6010C
Sodium	113	J	138.9	J	NC		6010C
Thallium	6.8	U	33.8	U	NC		6010C
Vanadium	22.4		23.66		5.6		6010C
Zinc	146		158.1		8.1		6010C

Calculations are performed before rounding to avoid round-off errors in calculated results.

FORM VIII-IN

Appendix C

Validator Qualifications

KENNETH R. APPLIN
Geochemist/Data Validator

Ph.D., Geochemistry and Mineralogy, The Pennsylvania State University

M.S., Geochemistry and Mineralogy, The Pennsylvania State University

B.A., Geological Sciences, SUNY at Geneseo, NY

Dr. Applin has over 35 years of experience working with the geochemistry of natural waters. His prior experience includes working as an Assistant Professor of Geology at the University of Missouri-Columbia and as Chief Hydrogeologist and Geochemist with a leading engineering firm in Rochester, NY. In 1993, he established KR Applin and Associates, a small consulting business that focuses on the geochemistry of natural waters, especially as applied to problems involving the contamination of groundwater and surface water.

Dr. Applin is also an experienced analytical data validator and has provided data validation services since 1994 to a variety of clients performing brownfield cleanup projects, hazardous waste remediation, groundwater monitoring at solid waste facilities, and other projects requiring third-party data validation. Dr. Applin has several years of hands-on experience with the laboratory analysis of natural waters and has successfully completed the USEPA Region II certification courses for performing inorganic and organic analytical data validation.

MICHAEL K. PERRY
Chemist/Data Validator

B.S. Chemistry, Georgia State University, Atlanta, GA

A.A.S., Chemical Technology, Alfred State College, Alfred, NY

Mr. Perry has over 30 years of experience in the analytical laboratory business. During his early career, he spent several years as a laboratory analyst performing the analysis of soil, water, and air samples for inorganic and organic chemical parameters. During his last 20 years in the environmental laboratory business, he managed and directed two major analytical laboratories in Rochester, NY. His management responsibilities included oversight of the daily operations of the lab, staff training and supervision, the selection, purchase, and maintenance of analytical instruments, the introduction of new laboratory methods, analytical quality assurance and quality control, data acquisition and management, and other business-related activities.

Mr. Perry has an extensive working knowledge of the methods and procedures used for sampling and analyzing both inorganic and organic analytes in soil, water, and air. He is an accomplished laboratory chemist and is familiar with the analytical methods and procedures established under the USEPA Contract Laboratory Protocols (CLP), the NYSDEC Analytical Services Protocols (ASP), and the NYSDOH Environmental Laboratory Approval Program (ELAP).

DATA USABILITY SUMMARY REPORT (DUSR)

Pilgrim Village Family
951 Ellicott St.
Buffalo, NY 14209
NYSDEC BCP # C915362

SDG: J200221-1
7 soil samples

Prepared for:

BE3 Corp.
960 Busti Avenue
Suite 150-B
Buffalo, NY 14213
Attention: Dalton Stack

August 2022

EDU *Environmental Data Usability 10028 Deer Park Dr. Dansville, NY 14437 585-991-9156*

Table of Contents

		Page No.
REVIEWER'S NARRATIVE		
1.0	SUMMARY	1
2.0	INTRODUCTION	1
3.0	SAMPLE AND ANALYSIS SUMMARY	2
4.0	GUIDANCE DOCUMENTS AND DATA REVIEW CRITERIA	2
5.0	DATA VALIDATION QUALIFIERS	3
6.0	RESULTS OF THE DATA REVIEW	4
7.0	TOTAL USABLE DATA	4

APPENDIX A Validated Analytical Results
APPENDIX B Laboratory QC Documentation
APPENDIX C Validator Qualifications

Tables

Table 4-1 Data Validation Guidance Documents
Table 4-2 Quality Control Criteria for Validating Laboratory Analytical Data

Summaries of Validated Results
Table 6-1 VOCs
Table 6-2 SVOCs
Table 6-3 Pesticides
Table 6-4 PCBs
Table 6-5 Metals

REVIEWER'S NARRATIVE
BE3 SDG J200221-1: Pilgrim Village Family

The data associated with this Sample Delivery Group (SDG) J200221-1, analyzed by Eurofins Buffalo, Buffalo, NY have been reviewed in accordance with assessment criteria provided by the New York State Department of Environmental Conservation following the review procedures provided in the USEPA Functional Guidelines for evaluating organic and inorganic data.

All analytical results reported by the laboratory are considered valid and acceptable except results that have been qualified as rejected, “R”. Results qualified as estimated “J”, or as non-detects, “U”, are considered usable for the purpose of evaluating water and/or soil quality. However, these qualifiers indicate that the accuracy and/or precision of the analytical result is questionable. A summary of all data that have been qualified and the reasons for qualification are provided in the following data usability summary report (DUSR).

Two facts should be noted by all data users. First, the “R” qualifier means that the associated value is unusable. In other words, due to significant quality control (QC) problems, the analysis is invalid and provides no information as to whether the analyte is present or not. Values qualified with an “R” should not appear on the final data tables because they cannot be relied upon, even as the last resort. Second, no analyte concentration, even if it has passed all QC tests, is guaranteed to be accurate. Strict QC serves to increase confidence in data, but any value potentially contains error.

Reviewer's Signature: Michael K. Perry Date: 8/25/2022

Michael K. Perry
Chemist

1.0 SUMMARY

SITE:	Pilgrim Village Family 951 Ellicott St. Buffalo, NY 14209
SAMPLING DATE:	July 29, 2022
SAMPLE TYPE:	7 soil samples
LABORATORY:	Eurofins Buffalo Buffalo, NY
SDG No.:	J200221-1

2.0 INTRODUCTION

This data usability summary report (DUSR) was prepared in accordance with guidance provided by the New York State Department of Environmental Conservation (NYSDEC). The DUSR is based on a review and evaluation of the laboratory analytical data package. Specifically, the NYSDEC guidance recommends review and evaluation of the following elements of the data package:

- Completeness of the data package as defined under the requirements of the NYSDEC Analytical Services Protocols (ASP) Category B or the United States Environmental Protection Agency (USEPA) Contract Laboratory Program (CLP) deliverables,
- Compliance with established analyte holding times,
- Adherence to quality control (QC) limits and specifications for blanks, instrument tuning and calibration, surrogate recoveries, spike recoveries, laboratory duplicate analyses, and other QC criteria,
- Adherence to established analytical protocols,
- Conformance of data summary sheets with raw analytical data, and
- Use of correct data qualifiers.

Data deficiencies, analytical protocol deviations, and quality control problems identified using the review criteria above and their effect on the analytical results are discussed in this report.

3.0 SAMPLE AND ANALYSIS SUMMARY

The data package consists of analytical results for seven soil samples collected on July 29, 2022. These samples were analyzed for Volatile Organic Compounds (VOCs), Semi-volatile Organic Compounds (SVOCs), Pesticides, PCBs, and Metals.

All analyses were performed by Eurofins Buffalo, Buffalo, NY and analyzed as SDG J200221-1. The analytical results were provided in NYSDEC ASP Category B format, which includes all raw analytical data and laboratory QC data.

4.0 GUIDANCE DOCUMENTS AND DATA REVIEW CRITERIA

The guidance documents appropriate for reviewing laboratory quality control (QC) data and assigning data qualifiers (flags) to analytical results were selected from those listed in Table 4-1. The QC limits established in the documents applicable to this data review were used to assess the quality of the analytical results. In some cases, however, QC limits established internally by the laboratory were taken into account to determine data quality.

The QC criteria considered for assessing the usability of the reported analytical results provided for each analyte type (i.e. VOCs, SVOCs, metals, etc.) are listed in Table 4-2. These criteria may vary with the analytical method utilized by the laboratory. These criteria comply with the guidance recommended in Section 2.0 above.

5.0 DATA VALIDATION QUALIFIERS

The letter qualifiers (flags) used to define data usability are described briefly below. These letters are assigned by the data validator to analytical results having questionable accuracy and/or precision as determined by reviewing the laboratory QC data associated with the analytical results.

TABLE 4-1

Guidance Used For Validating Laboratory Analytical Data

Analyte Group	Guidance	Date
Metals (ICP-AES)	USEPA SOP HW-3a, Rev. 1	September 2016
Metals (Hg & CN)	USEPA SOP HW-3c, Rev. 1	September 2016
Volatile Organic Compounds (by Methods 8260B & 8260C)	USEPA SOP HW-24, Rev. 4	September 2014
Semi-Volatile Organic Compounds (by Method 8270D)	USEPA SOP HW-22 Rev. 5	December 2010
Pesticides (by Method 8181B)	USEPA SOP HW-44, Rev. 1.1	December 2010
Chlorinated Herbicides (by Method 8151A)	USEPA SOP HW-17, Rev. 3.1	December 2010
Polychlorinated Biphenyls (PCBs)	USEPA SOP HW-37A, Rev. 0	June 2015
Volatile Organic Compounds (Air) (by Method TO-15)	USEPA SOP HW-31, Rev. 6	September 2016
Per- and PolyFluoroAlkyl Substances (PFAS)	* NYSDEC	January 2021
General Chemistry Parameters	per NYSDEC ASP	July 2005

* Sampling, Analysis, and Assessment of Per- and Polyfluoroalkyl Substances (PFAS) Under NYSDEC's Part 375 Remedial Programs, Appendix I

TABLE 4-2

QUALITY CONTROL CRITERIA USED FOR VALIDATING LABORATORY ANALYTICAL DATA

VOCs	SVOCs	Pesticides/PCBs	Metals	Gen Chemistry	PFAS
Completeness of Pkg	Completeness of Pkg	Completeness of Pkg	Completeness of Pkg	Completeness of Pkg	Completeness of Pkg
Sample Preservation	Sample Preservation	Sample Preservation	Sample Preservation	Sample Preservation	Sample Preservation
Holding Time	Holding Time	Holding Time	Holding Time	Holding Times	Holding Time
System Monitoring Compounds	Surrogate Recoveries	Surrogate Recoveries	Initial/Continuing Calibration	Calibration	Instr Performance Check
Lab Control Sample	Lab Control Sample	Matrix Spikes	CRDL Standards	Lab Control Samples	Initial Calibration
Matrix Spikes	Matrix Spikes	Blanks	Blanks	Blanks	Continuing Calibration
Blanks	Blanks	Instrument Calibration & Verification	Interference Check Sample	Spike Recoveries	Blanks
Instrument Tuning	Instrument Tuning	Comparison of duplicate GC column results	Spike Recoveries	Lab Duplicates	Surrogates
Internal Standards	Internal Standards	Analyte ID	Lab Duplicate		Lab Fortified Blank
Initial Calibration	Initial Calibration	Lab Qualifiers	Lab Control Sample		Matrix Spikes
Continuing Calibration	Continuing Calibration	Field Duplicate	ICP Serial Dilutions		Internal Standards
Lab Qualifiers	Lab Qualifiers		Lab Qualifiers		
Field Duplicate	Field Duplicate		Field Duplicate		

Method TO-15 (Air)
Completeness of Pkg
Sample Preservation
Holding Time
Canister Certification
Instrument Tuning
Initial Calibration and Instrument Performance
Daily Calibration
Blanks
Lab Control Sample
Field Duplicate

The laboratory may also use various letters and symbols to flag analytical results generated when QC limits were exceeded. The meanings of these flags may differ from those used by the independent data validator. Those used by the laboratory are provided with the analytical results.

NOTE: The assignment of data qualifiers by the data reviewer (validator) to laboratory analytical results should not necessarily be interpreted by the data user as a measure of laboratory ability or proficiency. Rather, the qualifiers are intended to provide a measure of data accuracy and precision to the data user, which, for example, may provide a level of confidence in determining whether or not standards or cleanup objectives have been met.

U The analyte was analyzed for but was not detected at or above the sample quantitation limit.

J The analyte was positively identified; the associated numerical value is the *approximate* concentration of the analyte in the sample. (The magnitude of any ± value associated with the result is not determined by data validation).

J+ The result is an estimated quantity and may be biased high.

J- The result is an estimated quantity and may be biased low.

UJ The analyte was analyzed for but not detected. The reported quantitation limit is approximate and may inaccurate or imprecise.

R The sample result is rejected (i.e., is unusable) due to serious deficiencies in the ability to analyze the sample and meet quality control criteria. The presence or absence of the analyte cannot be verified.

NJ The analysis indicates the presence of an analyte that has been "tentatively identified" and the associated numerical value represents its approximate concentration.

The validated analytical results are attached to this report. Validation qualifiers (flags) are indicated in red print. Data sheets having qualified data are signed and dated by the data reviewer.

6.0 RESULTS OF THE DATA REVIEW

The results of the data review are summarized in Tables 6-1 through 6-5. The tables list the samples where QC criteria were found to exceed acceptable limits and the actions taken to qualify the associated analytical results.

7.0 TOTAL USABLE DATA

For SDG J200221-1, seven samples were analyzed and results were reported for 1162 analytes. Even though some results were flagged with a "J" as estimated, all results (100 %) are considered usable. See the summary table for the analyses that have rejected/qualified and the corresponding QC reasons.

NOTE: 1) As noted by the laboratory, the soil samples were not collected following SW846 5035A protocol. This adds an element of uncertainty to the analytical results for volatile organic analytes (VOAs). Although not specifically indicated on the final data sheets with a "J" flag, the VOA analytical results should be considered estimated, but usable.

Table 6-1 8260 VOCs

SAMPLES AFFECTED	ANALYTES	ACTION	QC VIOLATION	COMMENTS
All samples	Trichlorofluoromethane Bromoform	J detects UJ non-detects	CCV > QC limit	Data are estimated

Table 6-2 8270 SVOCs

SAMPLES AFFECTED	ANALYTES	ACTION	QC VIOLATION	COMMENTS
none			none	

Table 6-3 Pesticides

SAMPLES AFFECTED	ANALYTES	ACTION	QC VIOLATION	COMMENTS
B3-A B13-A B40-A	Endrin aldehyde	CRQL-U	Analyte detected in the method blank	Data changed to non-detect
B14-A	Endrin	J	% D for second column confirmation > 25 %	Sample result is estimated
Method Blank	Endrin aldehyde	J	% D for second column confirmation > 25 %	Sample result is estimated

Table 6-4 PCBs

SAMPLES AFFECTED	ANALYTES	ACTION	QC VIOLATION	COMMENTS
none			none	

Table 6-5 Metals

SAMPLES AFFECTED	ANALYTES	ACTION	QC VIOLATION	COMMENTS
B30-A	Sb	J- detects UJ non-detects	MS/MSD rec < QC limit	Data are estimated
B30-A	Ba and K	J+ detects	MS/MSD rec > QC limit	Data are estimated
B30-A	Al, Ba, Ca, Cr. Co, Cu, Fe, Pb, Mg, Mn, Ni, Na, V, and Zn	J detects	% D for serial dil. > 15 %	Data are estimated

ACRONYMS

BSP	Blank Spike
CCAL	Continuing Calibration
CCB	Continuing Calibration Blank
CCV	Continuing Calibration Verification
CRDL	Contract Required Detection Limit
CRQL	Contract Required Quantitation Limit
%D	Percent Difference
ICAL	Initial Calibration
ICB	Initial Calibration Blank
IS	Internal Standard
LCS	Laboratory Control Sample
MS/MSD	Matrix Spike/Matrix Spike Duplicate
QA	Quality Assurance
QC	Quality Control
%R	Percent recovery
RPD	Relative Percent Difference
RRF	Relative Response Factor
%RSD	Percent Relative Standard Deviation
TAL	Target Analyte List (metals)
TCL	Target Compound List (organics)

Appendix A

Validated Analytical Results

ANALYTICAL REPORT

Job Number: 480-200221-1

Job Description: 1100 Michigan Ave

For:
Brydges Engineering in Environment & Energy DPC
960 Busti Ave
Suite B-150
Buffalo, NY 14213

Attention: Mr. Dalton Stack

Approved for release.
John Beninati
Project Manager
8/9/2022 8:33 AM

John Beninati, Project Manager
10 Hazelwood Drive, Amherst, NY, 14228-2298
(716)504-9874
John.Beninati@et.eurofinsus.com
08/09/2022

The test results in this report meet all NELAP requirements for parameters for which accreditation is required or available. Any exceptions to the NELAP requirements are noted in this report. Pursuant to NELAP, this report may not be reproduced, except in full, without the written approval of the laboratory. This report is confidential and is intended for the sole use of Eurofins Environment Testing Northeast, LLC Buffalo and its client. All questions regarding this report should be directed to the Eurofins Environment Testing Northeast, LLC Buffalo Project Manager or designee who has signed this report.

The test results in this report relate only to the samples as received by the laboratory and will meet all requirements of the methodology, with any exceptions noted. This report shall not be reproduced except in full, without the express written approval of the laboratory. All questions should be directed to the Eurofins Environment Testing Northeast, LLC Project Manager.This report has been electronically signed and authorized by the signatory. Electronic signature is intended to be the legally binding equivalent of a traditionally handwritten signature.

Job Narrative
480-200221-1

Comments
No additional comments.

Receipt
The samples were received on 7/29/2022 1:45 PM. Unless otherwise noted below, the samples arrived in good condition, and where required, properly preserved and on ice. The temperature of the cooler at receipt was 19.2º C.

GC/MS VOA
Method 8260C: The continuing calibration verification (CCV) associated with batch 480-635938 recovered above the upper control limit for Trichlorofluoromethane. The samples associated with this CCV were non-detects for the affected analyte; therefore, the data have been reported. The associated samples are impacted: B3-A (480-200221-1), B13-A (480-200221-2), B14-A (480-200221-3), B15-A (480-200221-4), B30-A (480-200221-5), B40-A (480-200221-6) and B41-A (480-200221-7).

No additional analytical or quality issues were noted, other than those described above or in the Definitions/Glossary page.

GC/MS Semi VOA
No analytical or quality issues were noted, other than those described in the Definitions/Glossary page.

GC Semi VOA
No analytical or quality issues were noted, other than those described in the Definitions/Glossary page.

Metals
Method 6010C: The low level continuing calibration verification (CCVL) for analytical batch 480-636329 recovered above the upper control limit for (Potassium). The samples associated with this CCVL contained this analyte at a concentration greater than 10X the value found in the CCVL; therefore, re-analysis of samples B3-A (480-200221-1), B13-A (480-200221-2), B14-A (480-200221-3), B15-A (480-200221-4), B30-A (480-200221-5), B40-A (480-200221-6) and B41-A (480-200221-7) was not performed. B3-A (480-200221-1), B13-A (480-200221-2), B14-A (480-200221-3), B15-A (480-200221-4), B30-A (480-200221-5), B40-A (480-200221-6) and B41-A (480-200221-7)

No additional analytical or quality issues were noted, other than those described above or in the Definitions/Glossary page.

Organic Prep
Method 3550C: The following samples: B3-A (480-200221-1) and B14-A (480-200221-3) were decanted prior to preparation.

Method 3550C: The following samples: B3-A (480-200221-1) and B15-A (480-200221-4) was decanted prior to preparation.

No additional analytical or quality issues were noted, other than those described above or in the Definitions/Glossary page.

Sample Summary

Client: Brydges Engineering in Environment & Energy DPC
Project/Site: 1100 Michigan Ave

Job ID: 480-200221-1

Lab Sample ID	Client Sample ID	Matrix	Collected	Received
480-200221-1	B3-A	Solid	07/29/22 09:00	07/29/22 13:45
480-200221-2	B13-A	Solid	07/29/22 09:30	07/29/22 13:45
480-200221-3	B14-A	Solid	07/29/22 10:00	07/29/22 13:45
480-200221-4	B15-A	Solid	07/29/22 10:30	07/29/22 13:45
480-200221-5	B30-A	Solid	07/29/22 11:00	07/29/22 13:45
480-200221-6	B40-A	Solid	07/29/22 11:30	07/29/22 13:45
480-200221-7	B41-A	Solid	07/29/22 12:00	07/29/22 13:45

Eurofins TestAmerica, Buffalo
10 Hazelwood Drive
Amherst, NY 14228-2298
Phone (716) 691-2600 Phone (716) 691-7991

Chain of Custody Record

eurofins Environment Testing America

Client Information	Sampler: Sydney Deck	Lab PM: Beninati, John	Carrier Tracking No(s):	COC No:
Client Contact: Sydney Deck	Phone: (716)-525-3950	E-Mail: John.Beninati@et.eurofinsus.com	State of Origin:	Page: Page 1 of 1
Company: Brydges Engineering in Environment & Energy DPC	PWSID:			Job #:
Address: 960 Busti Ave Suite B-150	Due Date Requested: 8/4/2022			
City: Buffalo	TAT Requested (days): ASAP			
State, Zip: NY, 14213	Compliance Project: Δ Yes Δ No			
Phone: 716-308-0011	PO #:			
Email: sdeck@be3corp.com	WO #:			
Project Name: Pilgrim Village - Family	Project #: 48024826			
Site: 1100 Michigan Ave	SSOW#:			

Analysis Requested

Preservation Codes:
A - HCL, B - NaOH, C - Zn Acetate, D - Nitric Acid, E - NaHSO4, F - MeOH, M - Hexane, N - None, O - AsNaO2, P - Na2O4S, Q - Na2SO3, R - Na2S2O3

480-200221 Chain of Custody

Sample Identification	Sample Date	Sample Time	Sample Type (C=Comp, G=grab)	Matrix (W=water, S=solid, O=waste/oil, BT=Tissue, A=Air)	Field Filtered Sample (Yes or No)	Perform MS/MSD (Yes or No)	6010C, 7471B	8270D, TCL SVOCs	8260C - TCL VOCs	8081B, 8082A, 8270D	Total Number	Special Instructions/Note:
			Preservation Code:									
B3-A	7/29/22	9:00	G	S			X	X	X	X	4	
B13-A	7/29/22	9:30	G	S			X	X	X	X	4	
B14-A	7/29/22	10:00	G	S			X	X	X	X	4	
B15-A	7/29/22	10:30	G	S			X	X	X	X	4	
B30-A	7/29/22	11:00	G	S			X	X	X	X	4	
B40-A	7/29/22	11:30	G	S			X	X	X	X	4	
B41-A	7/29/22	12:00	G	S			X	X	X	X	4	

Possible Hazard Identification
☒ *Non-Hazard* ☐ *Flammable* ☐ *Skin Irritant* ☐ *Poison B* ☐ *Unknown* ☐ *Radiological*

Sample Disposal (A fee may be assessed if samples are retained longer than 1 month)
☐ *Return To Client* ☒ *Disposal By Lab* ☐ *Archive For* _____ *Months*

Deliverable Requested: I, II, III, IV, Other (specify) NYS DEC CAT B w/ EDD

Special Instructions/QC Requirements:

Empty Kit Relinquished by:	Date:	Time:	Method of Shipment:		
Relinquished by: Sydney Deck Sydney Deck	Date/Time: 7/29/2022 at 14:00	Company: BE3	Received by:	Date/Time:	Company:
Relinquished by:	Date/Time:	Company:	Received by:	Date/Time:	Company:
Relinquished by:	Date/Time:	Company:	Received by:	Date/Time: 7-29-22 1345	Company: TAB

Custody Seals Intact: Δ Yes Δ No	Custody Seal No.:	Cooler Temperature(s) °C and Other Remarks: 19.7 #1 NO ICE

Ver: 01/16/2019

Method 8260C

Volatile Organic Compounds (GC/MS) by Method 8260C

FORM I
GC/MS VOA ORGANICS ANALYSIS DATA SHEET

Lab Name: Eurofins Buffalo | Job No.: 480-200221-1

SDG No.:

Client Sample ID: B3-A | Lab Sample ID: 480-200221-1

Matrix: Solid | Lab File ID: M05082.D

Analysis Method: 8260C | Date Collected: 07/29/2022 09:00

Sample wt/vol: 5.01(g) | Date Analyzed: 08/03/2022 01:37

Soil Aliquot Vol: | Dilution Factor: 1

Soil Extract Vol.: | GC Column: ZB-624 (30) VOA ID: 0.25(mm)

Purge Volume: 5.0(mL) | Heated Purge: (Y/N) Y pH:

% Moisture: 23.9 % Solids: 76.1 | Level: (low/med) Low

Analysis Batch No.: 635938 | Units: ug/Kg

CAS NO.	COMPOUND NAME	RESULT	Q	RL	MDL
71-55-6	1,1,1-Trichloroethane	6.6	U vs	6.6	0.48
79-34-5	1,1,2,2-Tetrachloroethane	6.6	U vs	6.6	1.1
76-13-1	1,1,2-Trichloro-1,2,2-trifluoroethane	6.6	U vs	6.6	1.5
79-00-5	1,1,2-Trichloroethane	6.6	U vs	6.6	0.85
75-34-3	1,1-Dichloroethane	6.6	U vs	6.6	0.80
75-35-4	1,1-Dichloroethene	6.6	U vs	6.6	0.80
120-82-1	1,2,4-Trichlorobenzene	6.6	U vs	6.6	0.40
96-12-8	1,2-Dibromo-3-Chloropropane	6.6	U vs	6.6	3.3
106-93-4	1,2-Dibromoethane	6.6	U vs	6.6	0.84
95-50-1	1,2-Dichlorobenzene	6.6	U vs	6.6	0.51
107-06-2	1,2-Dichloroethane	6.6	U vs	6.6	0.33
78-87-5	1,2-Dichloropropane	6.6	U vs	6.6	3.3
541-73-1	1,3-Dichlorobenzene	6.6	U vs	6.6	0.34
106-46-7	1,4-Dichlorobenzene	6.6	U vs	6.6	0.92
78-93-3	2-Butanone (MEK)	33	U vs	33	2.4
591-78-6	2-Hexanone	33	U vs	33	3.3
108-10-1	4-Methyl-2-pentanone (MIBK)	33	U vs	33	2.2
67-64-1	Acetone	24	J vs	33	5.5
71-43-2	Benzene	6.6	U vs	6.6	0.32
75-27-4	Bromodichloromethane	6.6	U vs	6.6	0.88
75-25-2	Bromoform	6.6	U vs	6.6	3.3 UJ
74-83-9	Bromomethane	6.6	U vs	6.6	0.59
75-15-0	Carbon disulfide	6.6	U vs	6.6	3.3
56-23-5	Carbon tetrachloride	6.6	U vs	6.6	0.63
108-90-7	Chlorobenzene	6.6	U vs	6.6	0.87
75-00-3	Chloroethane	6.6	U vs	6.6	1.5
67-66-3	Chloroform	6.6	U vs	6.6	0.41
74-87-3	Chloromethane	6.6	U vs	6.6	0.40
156-59-2	cis-1,2-Dichloroethene	6.6	U vs	6.6	0.84
10061-01-5	cis-1,3-Dichloropropene	6.6	U vs	6.6	0.94
110-82-7	Cyclohexane	6.6	U vs	6.6	0.92
124-48-1	Dibromochloromethane	6.6	U vs	6.6	0.84
75-71-8	Dichlorodifluoromethane	6.6	U vs	6.6	0.54

MKP 8/25/2022

FORM I
GC/MS VOA ORGANICS ANALYSIS DATA SHEET

Lab Name: Eurofins Buffalo | Job No.: 480-200221-1

SDG No.:

Client Sample ID: B3-A | Lab Sample ID: 480-200221-1

Matrix: Solid | Lab File ID: M05082.D

Analysis Method: 8260C | Date Collected: 07/29/2022 09:00

Sample wt/vol: 5.01(g) | Date Analyzed: 08/03/2022 01:37

Soil Aliquot Vol: | Dilution Factor: 1

Soil Extract Vol.: | GC Column: ZB-624 (30) VOA ID: 0.25(mm)

Purge Volume: 5.0(mL) | Heated Purge: (Y/N) Y pH:

% Moisture: 23.9 % Solids: 76.1 | Level: (low/med) Low

Analysis Batch No.: 635938 | Units: ug/Kg

CAS NO.	COMPOUND NAME	RESULT	Q	RL	MDL	
100-41-4	Ethylbenzene	6.6	U vs	6.6	0.45	
98-82-8	Isopropylbenzene	6.6	U vs	6.6	0.99	
79-20-9	Methyl acetate	33	U vs	33	4.0	
1634-04-4	Methyl tert-butyl ether	6.6	U vs	6.6	0.64	
108-87-2	Methylcyclohexane	6.6	U vs	6.6	1.0	
75-09-2	Methylene Chloride	10	vs	6.6	3.0	
100-42-5	Styrene	6.6	U vs	6.6	0.33	
127-18-4	Tetrachloroethene	6.6	U vs	6.6	0.88	
108-88-3	Toluene	6.6	U vs	6.6	0.50	
156-60-5	trans-1,2-Dichloroethene	6.6	U vs	6.6	0.68	
10061-02-6	trans-1,3-Dichloropropene	6.6	U vs	6.6	2.9	
79-01-6	Trichloroethene	6.6	U vs	6.6	1.4	
75-69-4	Trichlorofluoromethane	6.6	U vs	6.6	0.62	UJ
75-01-4	Vinyl chloride	6.6	U vs	6.6	0.80	
1330-20-7	Xylenes, Total	13	U vs	13	1.1	

CAS NO.	SURROGATE	%REC	Q	LIMITS
17060-07-0	1,2-Dichloroethane-d4 (Surr)	106		64-126
460-00-4	4-Bromofluorobenzene (Surr)	97		72-126
1868-53-7	Dibromofluoromethane (Surr)	111		60-140
2037-26-5	Toluene-d8 (Surr)	98		71-125

MKP 8/25/2022

FORM I
GC/MS VOA ORGANICS ANALYSIS DATA SHEET

Lab Name: Eurofins Buffalo | Job No.: 480-200221-1

SDG No.:

Client Sample ID: B13-A | Lab Sample ID: 480-200221-2

Matrix: Solid | Lab File ID: M05083.D

Analysis Method: 8260C | Date Collected: 07/29/2022 09:30

Sample wt/vol: 5.04(g) | Date Analyzed: 08/03/2022 02:02

Soil Aliquot Vol: | Dilution Factor: 1

Soil Extract Vol.: | GC Column: ZB-624 (30) VOA ID: 0.25(mm)

Purge Volume: 5.0(mL) | Heated Purge: (Y/N) Y pH:

% Moisture: 21.0 % Solids: 79.0 | Level: (low/med) Low

Analysis Batch No.: 635938 | Units: ug/Kg

CAS NO.	COMPOUND NAME	RESULT	Q	RL	MDL	
71-55-6	1,1,1-Trichloroethane	6.3	U vs	6.3	0.46	
79-34-5	1,1,2,2-Tetrachloroethane	6.3	U vs	6.3	1.0	
76-13-1	1,1,2-Trichloro-1,2,2-trifluoroethane	6.3	U vs	6.3	1.4	
79-00-5	1,1,2-Trichloroethane	6.3	U vs	6.3	0.82	
75-34-3	1,1-Dichloroethane	6.3	U vs	6.3	0.77	
75-35-4	1,1-Dichloroethene	6.3	U vs	6.3	0.77	
120-82-1	1,2,4-Trichlorobenzene	6.3	U vs	6.3	0.38	
96-12-8	1,2-Dibromo-3-Chloropropane	6.3	U vs	6.3	3.1	
106-93-4	1,2-Dibromoethane	6.3	U vs	6.3	0.81	
95-50-1	1,2-Dichlorobenzene	6.3	U vs	6.3	0.49	
107-06-2	1,2-Dichloroethane	6.3	U vs	6.3	0.32	
78-87-5	1,2-Dichloropropane	6.3	U vs	6.3	3.1	
541-73-1	1,3-Dichlorobenzene	6.3	U vs	6.3	0.32	
106-46-7	1,4-Dichlorobenzene	6.3	U vs	6.3	0.88	
78-93-3	2-Butanone (MEK)	31	U vs	31	2.3	
591-78-6	2-Hexanone	31	U vs	31	3.1	
108-10-1	4-Methyl-2-pentanone (MIBK)	31	U vs	31	2.1	
67-64-1	Acetone	31	U vs	31	5.3	
71-43-2	Benzene	6.3	U vs	6.3	0.31	
75-27-4	Bromodichloromethane	6.3	U vs	6.3	0.84	
75-25-2	Bromoform	6.3	U vs	6.3	3.1	UJ
74-83-9	Bromomethane	6.3	U vs	6.3	0.56	
75-15-0	Carbon disulfide	6.3	U vs	6.3	3.1	
56-23-5	Carbon tetrachloride	6.3	U vs	6.3	0.61	
108-90-7	Chlorobenzene	6.3	U vs	6.3	0.83	
75-00-3	Chloroethane	6.3	U vs	6.3	1.4	
67-66-3	Chloroform	6.3	U vs	6.3	0.39	
74-87-3	Chloromethane	6.3	U vs	6.3	0.38	
156-59-2	cis-1,2-Dichloroethene	6.3	U vs	6.3	0.80	
10061-01-5	cis-1,3-Dichloropropene	6.3	U vs	6.3	0.90	
110-82-7	Cyclohexane	6.3	U vs	6.3	0.88	
124-48-1	Dibromochloromethane	6.3	U vs	6.3	0.80	
75-71-8	Dichlorodifluoromethane	6.3	U vs	6.3	0.52	

MKP 8/25/2022

FORM I
GC/MS VOA ORGANICS ANALYSIS DATA SHEET

Lab Name: Eurofins Buffalo | Job No.: 480-200221-1

SDG No.:

Client Sample ID: B13-A | Lab Sample ID: 480-200221-2

Matrix: Solid | Lab File ID: M05083.D

Analysis Method: 8260C | Date Collected: 07/29/2022 09:30

Sample wt/vol: 5.04(g) | Date Analyzed: 08/03/2022 02:02

Soil Aliquot Vol: | Dilution Factor: 1

Soil Extract Vol.: | GC Column: ZB-624 (30) VOA ID: 0.25(mm)

Purge Volume: 5.0(mL) | Heated Purge: (Y/N) Y pH:

% Moisture: 21.0 % Solids: 79.0 | Level: (low/med) Low

Analysis Batch No.: 635938 | Units: ug/Kg

CAS NO.	COMPOUND NAME	RESULT	Q	RL	MDL	
100-41-4	Ethylbenzene	6.3	U vs	6.3	0.43	
98-82-8	Isopropylbenzene	6.3	U vs	6.3	0.95	
79-20-9	Methyl acetate	31	U vs	31	3.8	
1634-04-4	Methyl tert-butyl ether	6.3	U vs	6.3	0.62	
108-87-2	Methylcyclohexane	6.3	U vs	6.3	0.95	
75-09-2	Methylene Chloride	13	vs	6.3	2.9	
100-42-5	Styrene	6.3	U vs	6.3	0.31	
127-18-4	Tetrachloroethene	6.3	U vs	6.3	0.84	
108-88-3	Toluene	6.3	U vs	6.3	0.47	
156-60-5	trans-1,2-Dichloroethene	6.3	U vs	6.3	0.65	
10061-02-6	trans-1,3-Dichloropropene	6.3	U vs	6.3	2.8	
79-01-6	Trichloroethene	6.3	U vs	6.3	1.4	
75-69-4	Trichlorofluoromethane	6.3	U vs	6.3	0.59	UJ
75-01-4	Vinyl chloride	6.3	U vs	6.3	0.77	
1330-20-7	Xylenes, Total	13	U vs	13	1.1	

CAS NO.	SURROGATE	%REC	Q	LIMITS
17060-07-0	1,2-Dichloroethane-d4 (Surr)	100		64-126
460-00-4	4-Bromofluorobenzene (Surr)	98		72-126
1868-53-7	Dibromofluoromethane (Surr)	105		60-140
2037-26-5	Toluene-d8 (Surr)	98		71-125

MKP 8/25/2022

FORM I
GC/MS VOA ORGANICS ANALYSIS DATA SHEET

Lab Name: Eurofins Buffalo | Job No.: 480-200221-1

SDG No.:

Client Sample ID: B14-A | Lab Sample ID: 480-200221-3

Matrix: Solid | Lab File ID: M05084.D

Analysis Method: 8260C | Date Collected: 07/29/2022 10:00

Sample wt/vol: 5.1(g) | Date Analyzed: 08/03/2022 02:26

Soil Aliquot Vol: | Dilution Factor: 1

Soil Extract Vol.: | GC Column: ZB-624 (30) VOA ID: 0.25(mm)

Purge Volume: 5.0(mL) | Heated Purge: (Y/N) Y pH:

% Moisture: 20.9 % Solids: 79.1 | Level: (low/med) Low

Analysis Batch No.: 635938 | Units: ug/Kg

CAS NO.	COMPOUND NAME	RESULT	Q	RL	MDL	
71-55-6	1,1,1-Trichloroethane	6.2	U vs	6.2	0.45	
79-34-5	1,1,2,2-Tetrachloroethane	6.2	U vs	6.2	1.0	
76-13-1	1,1,2-Trichloro-1,2,2-trifluoroethane	6.2	U vs	6.2	1.4	
79-00-5	1,1,2-Trichloroethane	6.2	U vs	6.2	0.81	
75-34-3	1,1-Dichloroethane	6.2	U vs	6.2	0.76	
75-35-4	1,1-Dichloroethene	6.2	U vs	6.2	0.76	
120-82-1	1,2,4-Trichlorobenzene	6.2	U vs	6.2	0.38	
96-12-8	1,2-Dibromo-3-Chloropropane	6.2	U vs	6.2	3.1	
106-93-4	1,2-Dibromoethane	6.2	U vs	6.2	0.80	
95-50-1	1,2-Dichlorobenzene	6.2	U vs	6.2	0.48	
107-06-2	1,2-Dichloroethane	6.2	U vs	6.2	0.31	
78-87-5	1,2-Dichloropropane	6.2	U vs	6.2	3.1	
541-73-1	1,3-Dichlorobenzene	6.2	U vs	6.2	0.32	
106-46-7	1,4-Dichlorobenzene	6.2	U vs	6.2	0.87	
78-93-3	2-Butanone (MEK)	31	U vs	31	2.3	
591-78-6	2-Hexanone	31	U vs	31	3.1	
108-10-1	4-Methyl-2-pentanone (MIBK)	31	U vs	31	2.0	
67-64-1	Acetone	11	J vs	31	5.2	
71-43-2	Benzene	6.2	U vs	6.2	0.30	
75-27-4	Bromodichloromethane	6.2	U vs	6.2	0.83	
75-25-2	Bromoform	6.2	U vs	6.2	3.1	UJ
74-83-9	Bromomethane	6.2	U vs	6.2	0.56	
75-15-0	Carbon disulfide	6.2	U vs	6.2	3.1	
56-23-5	Carbon tetrachloride	6.2	U vs	6.2	0.60	
108-90-7	Chlorobenzene	6.2	U vs	6.2	0.82	
75-00-3	Chloroethane	6.2	U vs	6.2	1.4	
67-66-3	Chloroform	6.2	U vs	6.2	0.38	
74-87-3	Chloromethane	6.2	U vs	6.2	0.37	
156-59-2	cis-1,2-Dichloroethene	6.2	U vs	6.2	0.79	
10061-01-5	cis-1,3-Dichloropropene	6.2	U vs	6.2	0.89	
110-82-7	Cyclohexane	6.2	U vs	6.2	0.87	
124-48-1	Dibromochloromethane	6.2	U vs	6.2	0.79	
75-71-8	Dichlorodifluoromethane	6.2	U vs	6.2	0.51	

MKP 8/25/2022

FORM I
GC/MS VOA ORGANICS ANALYSIS DATA SHEET

Lab Name: Eurofins Buffalo | Job No.: 480-200221-1

SDG No.:

Client Sample ID: B14-A | Lab Sample ID: 480-200221-3

Matrix: Solid | Lab File ID: M05084.D

Analysis Method: 8260C | Date Collected: 07/29/2022 10:00

Sample wt/vol: 5.1(g) | Date Analyzed: 08/03/2022 02:26

Soil Aliquot Vol: | Dilution Factor: 1

Soil Extract Vol.: | GC Column: ZB-624 (30) VOA ID: 0.25(mm)

Purge Volume: 5.0(mL) | Heated Purge: (Y/N) Y pH:

% Moisture: 20.9 % Solids: 79.1 | Level: (low/med) Low

Analysis Batch No.: 635938 | Units: ug/Kg

CAS NO.	COMPOUND NAME	RESULT	Q	RL	MDL	
100-41-4	Ethylbenzene	6.2	U vs	6.2	0.43	
98-82-8	Isopropylbenzene	6.2	U vs	6.2	0.93	
79-20-9	Methyl acetate	31	U vs	31	3.7	
1634-04-4	Methyl tert-butyl ether	6.2	U vs	6.2	0.61	
108-87-2	Methylcyclohexane	6.2	U vs	6.2	0.94	
75-09-2	Methylene Chloride	18	vs	6.2	2.9	
100-42-5	Styrene	6.2	U vs	6.2	0.31	
127-18-4	Tetrachloroethene	6.2	U vs	6.2	0.83	
108-88-3	Toluene	6.2	U vs	6.2	0.47	
156-60-5	trans-1,2-Dichloroethene	6.2	U vs	6.2	0.64	
10061-02-6	trans-1,3-Dichloropropene	6.2	U vs	6.2	2.7	
79-01-6	Trichloroethene	6.2	U vs	6.2	1.4	
75-69-4	Trichlorofluoromethane	6.2	U vs	6.2	0.59	UJ
75-01-4	Vinyl chloride	6.2	U vs	6.2	0.76	
1330-20-7	Xylenes, Total	12	U vs	12	1.0	

CAS NO.	SURROGATE	%REC	Q	LIMITS
17060-07-0	1,2-Dichloroethane-d4 (Surr)	104		64-126
460-00-4	4-Bromofluorobenzene (Surr)	95		72-126
1868-53-7	Dibromofluoromethane (Surr)	107		60-140
2037-26-5	Toluene-d8 (Surr)	97		71-125

MKP 8/25/2022

FORM I
GC/MS VOA ORGANICS ANALYSIS DATA SHEET

Lab Name: Eurofins Buffalo | Job No.: 480-200221-1

SDG No.:

Client Sample ID: B15-A | Lab Sample ID: 480-200221-4

Matrix: Solid | Lab File ID: M05085.D

Analysis Method: 8260C | Date Collected: 07/29/2022 10:30

Sample wt/vol: 5.12(g) | Date Analyzed: 08/03/2022 02:50

Soil Aliquot Vol: | Dilution Factor: 1

Soil Extract Vol.: | GC Column: ZB-624 (30) VOA ID: 0.25(mm)

Purge Volume: 5.0(mL) | Heated Purge: (Y/N) Y pH:

% Moisture: 22.5 % Solids: 77.5 | Level: (low/med) Low

Analysis Batch No.: 635938 | Units: ug/Kg

CAS NO.	COMPOUND NAME	RESULT	Q	RL	MDL	
71-55-6	1,1,1-Trichloroethane	6.3	U vs	6.3	0.46	
79-34-5	1,1,2,2-Tetrachloroethane	6.3	U vs	6.3	1.0	
76-13-1	1,1,2-Trichloro-1,2,2-trifluoroethane	6.3	U vs	6.3	1.4	
79-00-5	1,1,2-Trichloroethane	6.3	U vs	6.3	0.82	
75-34-3	1,1-Dichloroethane	6.3	U vs	6.3	0.77	
75-35-4	1,1-Dichloroethene	6.3	U vs	6.3	0.77	
120-82-1	1,2,4-Trichlorobenzene	6.3	U vs	6.3	0.38	
96-12-8	1,2-Dibromo-3-Chloropropane	6.3	U vs	6.3	3.2	
106-93-4	1,2-Dibromoethane	6.3	U vs	6.3	0.81	
95-50-1	1,2-Dichlorobenzene	6.3	U vs	6.3	0.49	
107-06-2	1,2-Dichloroethane	6.3	U vs	6.3	0.32	
78-87-5	1,2-Dichloropropane	6.3	U vs	6.3	3.2	
541-73-1	1,3-Dichlorobenzene	6.3	U vs	6.3	0.32	
106-46-7	1,4-Dichlorobenzene	6.3	U vs	6.3	0.88	
78-93-3	2-Butanone (MEK)	32	U vs	32	2.3	
591-78-6	2-Hexanone	32	U vs	32	3.2	
108-10-1	4-Methyl-2-pentanone (MIBK)	32	U vs	32	2.1	
67-64-1	Acetone	28	J vs	32	5.3	
71-43-2	Benzene	6.3	U vs	6.3	0.31	
75-27-4	Bromodichloromethane	6.3	U vs	6.3	0.84	
75-25-2	Bromoform	6.3	U vs	6.3	3.2	UJ
74-83-9	Bromomethane	6.3	U vs	6.3	0.57	
75-15-0	Carbon disulfide	6.3	U vs	6.3	3.2	
56-23-5	Carbon tetrachloride	6.3	U vs	6.3	0.61	
108-90-7	Chlorobenzene	6.3	U vs	6.3	0.83	
75-00-3	Chloroethane	6.3	U vs	6.3	1.4	
67-66-3	Chloroform	6.3	U vs	6.3	0.39	
74-87-3	Chloromethane	6.3	U vs	6.3	0.38	
156-59-2	cis-1,2-Dichloroethene	6.3	U vs	6.3	0.81	
10061-01-5	cis-1,3-Dichloropropene	6.3	U vs	6.3	0.91	
110-82-7	Cyclohexane	6.3	U vs	6.3	0.88	
124-48-1	Dibromochloromethane	6.3	U vs	6.3	0.81	
75-71-8	Dichlorodifluoromethane	6.3	U vs	6.3	0.52	

MKP 8/25/2022

FORM I
GC/MS VOA ORGANICS ANALYSIS DATA SHEET

Lab Name: Eurofins Buffalo | Job No.: 480-200221-1

SDG No.:

Client Sample ID: B15-A | Lab Sample ID: 480-200221-4

Matrix: Solid | Lab File ID: M05085.D

Analysis Method: 8260C | Date Collected: 07/29/2022 10:30

Sample wt/vol: 5.12(g) | Date Analyzed: 08/03/2022 02:50

Soil Aliquot Vol: | Dilution Factor: 1

Soil Extract Vol.: | GC Column: ZB-624 (30) VOA ID: 0.25(mm)

Purge Volume: 5.0(mL) | Heated Purge: (Y/N) Y pH:

% Moisture: 22.5 % Solids: 77.5 | Level: (low/med) Low

Analysis Batch No.: 635938 | Units: ug/Kg

CAS NO.	COMPOUND NAME	RESULT	Q	RL	MDL	
100-41-4	Ethylbenzene	6.3	U vs	6.3	0.43	
98-82-8	Isopropylbenzene	6.3	U vs	6.3	0.95	
79-20-9	Methyl acetate	32	U vs	32	3.8	
1634-04-4	Methyl tert-butyl ether	6.3	U vs	6.3	0.62	
108-87-2	Methylcyclohexane	6.3	U vs	6.3	0.96	
75-09-2	Methylene Chloride	9.5	vs	6.3	2.9	
100-42-5	Styrene	6.3	U vs	6.3	0.32	
127-18-4	Tetrachloroethene	6.3	U vs	6.3	0.85	
108-88-3	Toluene	6.3	U vs	6.3	0.48	
156-60-5	trans-1,2-Dichloroethene	6.3	U vs	6.3	0.65	
10061-02-6	trans-1,3-Dichloropropene	6.3	U vs	6.3	2.8	
79-01-6	Trichloroethene	6.3	U vs	6.3	1.4	
75-69-4	Trichlorofluoromethane	6.3	U vs	6.3	0.60	UJ
75-01-4	Vinyl chloride	6.3	U vs	6.3	0.77	
1330-20-7	Xylenes, Total	13	U vs	13	1.1	

CAS NO.	SURROGATE	%REC	Q	LIMITS
17060-07-0	1,2-Dichloroethane-d4 (Surr)	100		64-126
460-00-4	4-Bromofluorobenzene (Surr)	95		72-126
1868-53-7	Dibromofluoromethane (Surr)	106		60-140
2037-26-5	Toluene-d8 (Surr)	100		71-125

MKP 8/25/2022

FORM I
GC/MS VOA ORGANICS ANALYSIS DATA SHEET

Lab Name: Eurofins Buffalo | Job No.: 480-200221-1

SDG No.:

Client Sample ID: B30-A | Lab Sample ID: 480-200221-5

Matrix: Solid | Lab File ID: M05086.D

Analysis Method: 8260C | Date Collected: 07/29/2022 11:00

Sample wt/vol: 5.08(g) | Date Analyzed: 08/03/2022 03:14

Soil Aliquot Vol: | Dilution Factor: 1

Soil Extract Vol.: | GC Column: ZB-624 (30) VOA ID: 0.25(mm)

Purge Volume: 5.0(mL) | Heated Purge: (Y/N) Y pH:

% Moisture: 17.6 % Solids: 82.4 | Level: (low/med) Low

Analysis Batch No.: 635938 | Units: ug/Kg

CAS NO.	COMPOUND NAME	RESULT	Q	RL	MDL	
71-55-6	1,1,1-Trichloroethane	6.0	U vs	6.0	0.43	
79-34-5	1,1,2,2-Tetrachloroethane	6.0	U vs	6.0	0.97	
76-13-1	1,1,2-Trichloro-1,2,2-trifluoroethane	6.0	U vs	6.0	1.4	
79-00-5	1,1,2-Trichloroethane	6.0	U vs	6.0	0.78	
75-34-3	1,1-Dichloroethane	6.0	U vs	6.0	0.73	
75-35-4	1,1-Dichloroethene	6.0	U vs	6.0	0.73	
120-82-1	1,2,4-Trichlorobenzene	6.0	U vs	6.0	0.36	
96-12-8	1,2-Dibromo-3-Chloropropane	6.0	U vs	6.0	3.0	
106-93-4	1,2-Dibromoethane	6.0	U vs	6.0	0.77	
95-50-1	1,2-Dichlorobenzene	6.0	U vs	6.0	0.47	
107-06-2	1,2-Dichloroethane	6.0	U vs	6.0	0.30	
78-87-5	1,2-Dichloropropane	6.0	U vs	6.0	3.0	
541-73-1	1,3-Dichlorobenzene	6.0	U vs	6.0	0.31	
106-46-7	1,4-Dichlorobenzene	6.0	U vs	6.0	0.84	
78-93-3	2-Butanone (MEK)	30	U vs	30	2.2	
591-78-6	2-Hexanone	30	U vs	30	3.0	
108-10-1	4-Methyl-2-pentanone (MIBK)	30	U vs	30	2.0	
67-64-1	Acetone	30	U vs	30	5.0	
71-43-2	Benzene	6.0	U vs	6.0	0.29	
75-27-4	Bromodichloromethane	6.0	U vs	6.0	0.80	
75-25-2	Bromoform	6.0	U vs	6.0	3.0	UJ
74-83-9	Bromomethane	6.0	U vs	6.0	0.54	
75-15-0	Carbon disulfide	6.0	U vs	6.0	3.0	
56-23-5	Carbon tetrachloride	6.0	U vs	6.0	0.58	
108-90-7	Chlorobenzene	6.0	U vs	6.0	0.79	
75-00-3	Chloroethane	6.0	U vs	6.0	1.3	
67-66-3	Chloroform	6.0	U vs	6.0	0.37	
74-87-3	Chloromethane	6.0	U vs	6.0	0.36	
156-59-2	cis-1,2-Dichloroethene	6.0	U vs	6.0	0.76	
10061-01-5	cis-1,3-Dichloropropene	6.0	U vs	6.0	0.86	
110-82-7	Cyclohexane	6.0	U vs	6.0	0.84	
124-48-1	Dibromochloromethane	6.0	U vs	6.0	0.76	
75-71-8	Dichlorodifluoromethane	6.0	U vs	6.0	0.49	

MKP 8/25/2022

FORM I
GC/MS VOA ORGANICS ANALYSIS DATA SHEET

Lab Name: Eurofins Buffalo | Job No.: 480-200221-1

SDG No.:

Client Sample ID: B30-A | Lab Sample ID: 480-200221-5

Matrix: Solid | Lab File ID: M05086.D

Analysis Method: 8260C | Date Collected: 07/29/2022 11:00

Sample wt/vol: 5.08(g) | Date Analyzed: 08/03/2022 03:14

Soil Aliquot Vol: | Dilution Factor: 1

Soil Extract Vol.: | GC Column: ZB-624 (30) VOA ID: 0.25(mm)

Purge Volume: 5.0(mL) | Heated Purge: (Y/N) Y pH:

% Moisture: 17.6 % Solids: 82.4 | Level: (low/med) Low

Analysis Batch No.: 635938 | Units: ug/Kg

CAS NO.	COMPOUND NAME	RESULT	Q	RL	MDL	
100-41-4	Ethylbenzene	6.0	U vs	6.0	0.41	
98-82-8	Isopropylbenzene	6.0	U vs	6.0	0.90	
79-20-9	Methyl acetate	30	U vs	30	3.6	
1634-04-4	Methyl tert-butyl ether	6.0	U vs	6.0	0.59	
108-87-2	Methylcyclohexane	6.0	U vs	6.0	0.91	
75-09-2	Methylene Chloride	8.3	vs	6.0	2.7	
100-42-5	Styrene	6.0	U vs	6.0	0.30	
127-18-4	Tetrachloroethene	6.0	U vs	6.0	0.80	
108-88-3	Toluene	6.0	U vs	6.0	0.45	
156-60-5	trans-1,2-Dichloroethene	6.0	U vs	6.0	0.62	
10061-02-6	trans-1,3-Dichloropropene	6.0	U vs	6.0	2.6	
79-01-6	Trichloroethene	6.0	U vs	6.0	1.3	
75-69-4	Trichlorofluoromethane	6.0	U vs	6.0	0.56	UJ
75-01-4	Vinyl chloride	6.0	U vs	6.0	0.73	
1330-20-7	Xylenes, Total	12	U vs	12	1.0	

CAS NO.	SURROGATE	%REC	Q	LIMITS
17060-07-0	1,2-Dichloroethane-d4 (Surr)	101		64-126
460-00-4	4-Bromofluorobenzene (Surr)	97		72-126
1868-53-7	Dibromofluoromethane (Surr)	104		60-140
2037-26-5	Toluene-d8 (Surr)	98		71-125

MKP 8/25/2022

FORM I
GC/MS VOA ORGANICS ANALYSIS DATA SHEET

Lab Name: Eurofins Buffalo | Job No.: 480-200221-1

SDG No.:

Client Sample ID: B40-A | Lab Sample ID: 480-200221-6

Matrix: Solid | Lab File ID: M05087.D

Analysis Method: 8260C | Date Collected: 07/29/2022 11:30

Sample wt/vol: 5.11(g) | Date Analyzed: 08/03/2022 03:38

Soil Aliquot Vol: | Dilution Factor: 1

Soil Extract Vol.: | GC Column: ZB-624 (30) VOA ID: 0.25(mm)

Purge Volume: 5.0(mL) | Heated Purge: (Y/N) Y pH:

% Moisture: 17.3 % Solids: 82.7 | Level: (low/med) Low

Analysis Batch No.: 635938 | Units: ug/Kg

CAS NO.	COMPOUND NAME	RESULT	Q	RL	MDL	
71-55-6	1,1,1-Trichloroethane	5.9	U vs	5.9	0.43	
79-34-5	1,1,2,2-Tetrachloroethane	5.9	U vs	5.9	0.96	
76-13-1	1,1,2-Trichloro-1,2,2-trifluoroethane	5.9	U vs	5.9	1.3	
79-00-5	1,1,2-Trichloroethane	5.9	U vs	5.9	0.77	
75-34-3	1,1-Dichloroethane	5.9	U vs	5.9	0.72	
75-35-4	1,1-Dichloroethene	5.9	U vs	5.9	0.72	
120-82-1	1,2,4-Trichlorobenzene	5.9	U vs	5.9	0.36	
96-12-8	1,2-Dibromo-3-Chloropropane	5.9	U vs	5.9	3.0	
106-93-4	1,2-Dibromoethane	5.9	U vs	5.9	0.76	
95-50-1	1,2-Dichlorobenzene	5.9	U vs	5.9	0.46	
107-06-2	1,2-Dichloroethane	5.9	U vs	5.9	0.30	
78-87-5	1,2-Dichloropropane	5.9	U vs	5.9	3.0	
541-73-1	1,3-Dichlorobenzene	5.9	U vs	5.9	0.30	
106-46-7	1,4-Dichlorobenzene	5.9	U vs	5.9	0.83	
78-93-3	2-Butanone (MEK)	30	U vs	30	2.2	
591-78-6	2-Hexanone	30	U vs	30	3.0	
108-10-1	4-Methyl-2-pentanone (MIBK)	30	U vs	30	1.9	
67-64-1	Acetone	30	U vs	30	5.0	
71-43-2	Benzene	5.9	U vs	5.9	0.29	
75-27-4	Bromodichloromethane	5.9	U vs	5.9	0.79	
75-25-2	Bromoform	5.9	U vs	5.9	3.0	UJ
74-83-9	Bromomethane	5.9	U vs	5.9	0.53	
75-15-0	Carbon disulfide	5.9	U vs	5.9	3.0	
56-23-5	Carbon tetrachloride	5.9	U vs	5.9	0.57	
108-90-7	Chlorobenzene	5.9	U vs	5.9	0.78	
75-00-3	Chloroethane	5.9	U vs	5.9	1.3	
67-66-3	Chloroform	5.9	U vs	5.9	0.37	
74-87-3	Chloromethane	5.9	U vs	5.9	0.36	
156-59-2	cis-1,2-Dichloroethene	5.9	U vs	5.9	0.76	
10061-01-5	cis-1,3-Dichloropropene	5.9	U vs	5.9	0.85	
110-82-7	Cyclohexane	5.9	U vs	5.9	0.83	
124-48-1	Dibromochloromethane	5.9	U vs	5.9	0.76	
75-71-8	Dichlorodifluoromethane	5.9	U vs	5.9	0.49	

MKP 8/25/2022

FORM I
GC/MS VOA ORGANICS ANALYSIS DATA SHEET

Lab Name: Eurofins Buffalo | Job No.: 480-200221-1

SDG No.:

Client Sample ID: B40-A | Lab Sample ID: 480-200221-6

Matrix: Solid | Lab File ID: M05087.D

Analysis Method: 8260C | Date Collected: 07/29/2022 11:30

Sample wt/vol: 5.11(g) | Date Analyzed: 08/03/2022 03:38

Soil Aliquot Vol: | Dilution Factor: 1

Soil Extract Vol.: | GC Column: ZB-624 (30) VOA ID: 0.25(mm)

Purge Volume: 5.0(mL) | Heated Purge: (Y/N) Y pH:

% Moisture: 17.3 % Solids: 82.7 | Level: (low/med) Low

Analysis Batch No.: 635938 | Units: ug/Kg

CAS NO.	COMPOUND NAME	RESULT	Q	RL	MDL	
100-41-4	Ethylbenzene	5.9	U vs	5.9	0.41	
98-82-8	Isopropylbenzene	5.9	U vs	5.9	0.89	
79-20-9	Methyl acetate	30	U vs	30	3.6	
1634-04-4	Methyl tert-butyl ether	5.9	U vs	5.9	0.58	
108-87-2	Methylcyclohexane	5.9	U vs	5.9	0.90	
75-09-2	Methylene Chloride	12	vs	5.9	2.7	
100-42-5	Styrene	5.9	U vs	5.9	0.30	
127-18-4	Tetrachloroethene	5.9	U vs	5.9	0.79	
108-88-3	Toluene	5.9	U vs	5.9	0.45	
156-60-5	trans-1,2-Dichloroethene	5.9	U vs	5.9	0.61	
10061-02-6	trans-1,3-Dichloropropene	5.9	U vs	5.9	2.6	
79-01-6	Trichloroethene	5.9	U vs	5.9	1.3	
75-69-4	Trichlorofluoromethane	5.9	U vs	5.9	0.56	UJ
75-01-4	Vinyl chloride	5.9	U vs	5.9	0.72	
1330-20-7	Xylenes, Total	12	U vs	12	0.99	

CAS NO.	SURROGATE	%REC	Q	LIMITS
17060-07-0	1,2-Dichloroethane-d4 (Surr)	103		64-126
460-00-4	4-Bromofluorobenzene (Surr)	97		72-126
1868-53-7	Dibromofluoromethane (Surr)	106		60-140
2037-26-5	Toluene-d8 (Surr)	97		71-125

MKP 8/25/2022

FORM I
GC/MS VOA ORGANICS ANALYSIS DATA SHEET

Lab Name: Eurofins Buffalo | Job No.: 480-200221-1

SDG No.:

Client Sample ID: B41-A | Lab Sample ID: 480-200221-7

Matrix: Solid | Lab File ID: M05088.D

Analysis Method: 8260C | Date Collected: 07/29/2022 12:00

Sample wt/vol: 5.05(g) | Date Analyzed: 08/03/2022 04:02

Soil Aliquot Vol: | Dilution Factor: 1

Soil Extract Vol.: | GC Column: ZB-624 (30) VOA ID: 0.25(mm)

Purge Volume: 5.0(mL) | Heated Purge: (Y/N) Y pH:

% Moisture: 16.2 % Solids: 83.8 | Level: (low/med) Low

Analysis Batch No.: 635938 | Units: ug/Kg

CAS NO.	COMPOUND NAME	RESULT	Q	RL	MDL	
71-55-6	1,1,1-Trichloroethane	5.9	U vs	5.9	0.43	
79-34-5	1,1,2,2-Tetrachloroethane	5.9	U vs	5.9	0.96	
76-13-1	1,1,2-Trichloro-1,2,2-trifluoroethane	5.9	U vs	5.9	1.3	
79-00-5	1,1,2-Trichloroethane	5.9	U vs	5.9	0.77	
75-34-3	1,1-Dichloroethane	5.9	U vs	5.9	0.72	
75-35-4	1,1-Dichloroethene	5.9	U vs	5.9	0.72	
120-82-1	1,2,4-Trichlorobenzene	5.9	U vs	5.9	0.36	
96-12-8	1,2-Dibromo-3-Chloropropane	5.9	U vs	5.9	3.0	
106-93-4	1,2-Dibromoethane	5.9	U vs	5.9	0.76	
95-50-1	1,2-Dichlorobenzene	5.9	U vs	5.9	0.46	
107-06-2	1,2-Dichloroethane	5.9	U vs	5.9	0.30	
78-87-5	1,2-Dichloropropane	5.9	U vs	5.9	3.0	
541-73-1	1,3-Dichlorobenzene	5.9	U vs	5.9	0.30	
106-46-7	1,4-Dichlorobenzene	5.9	U vs	5.9	0.83	
78-93-3	2-Butanone (MEK)	30	U vs	30	2.2	
591-78-6	2-Hexanone	30	U vs	30	3.0	
108-10-1	4-Methyl-2-pentanone (MIBK)	30	U vs	30	1.9	
67-64-1	Acetone	30	U vs	30	5.0	
71-43-2	Benzene	5.9	U vs	5.9	0.29	
75-27-4	Bromodichloromethane	5.9	U vs	5.9	0.79	
75-25-2	Bromoform	5.9	U vs	5.9	3.0	UJ
74-83-9	Bromomethane	5.9	U vs	5.9	0.53	
75-15-0	Carbon disulfide	5.9	U vs	5.9	3.0	
56-23-5	Carbon tetrachloride	5.9	U vs	5.9	0.57	
108-90-7	Chlorobenzene	5.9	U vs	5.9	0.78	
75-00-3	Chloroethane	5.9	U vs	5.9	1.3	
67-66-3	Chloroform	5.9	U vs	5.9	0.37	
74-87-3	Chloromethane	5.9	U vs	5.9	0.36	
156-59-2	cis-1,2-Dichloroethene	5.9	U vs	5.9	0.76	
10061-01-5	cis-1,3-Dichloropropene	5.9	U vs	5.9	0.85	
110-82-7	Cyclohexane	5.9	U vs	5.9	0.83	
124-48-1	Dibromochloromethane	5.9	U vs	5.9	0.76	
75-71-8	Dichlorodifluoromethane	5.9	U vs	5.9	0.49	

MKP 8/25/2022

FORM I
GC/MS VOA ORGANICS ANALYSIS DATA SHEET

Lab Name: Eurofins Buffalo | Job No.: 480-200221-1

SDG No.:

Client Sample ID: B41-A | Lab Sample ID: 480-200221-7

Matrix: Solid | Lab File ID: M05088.D

Analysis Method: 8260C | Date Collected: 07/29/2022 12:00

Sample wt/vol: 5.05(g) | Date Analyzed: 08/03/2022 04:02

Soil Aliquot Vol: | Dilution Factor: 1

Soil Extract Vol.: | GC Column: ZB-624 (30) VOA ID: 0.25(mm)

Purge Volume: 5.0(mL) | Heated Purge: (Y/N) Y pH:

% Moisture: 16.2 % Solids: 83.8 | Level: (low/med) Low

Analysis Batch No.: 635938 | Units: ug/Kg

CAS NO.	COMPOUND NAME	RESULT	Q	RL	MDL	
100-41-4	Ethylbenzene	5.9	U vs	5.9	0.41	
98-82-8	Isopropylbenzene	5.9	U vs	5.9	0.89	
79-20-9	Methyl acetate	30	U vs	30	3.6	
1634-04-4	Methyl tert-butyl ether	5.9	U vs	5.9	0.58	
108-87-2	Methylcyclohexane	5.9	U vs	5.9	0.90	
75-09-2	Methylene Chloride	5.9	vs	5.9	2.7	
100-42-5	Styrene	5.9	U vs	5.9	0.30	
127-18-4	Tetrachloroethene	5.9	U vs	5.9	0.79	
108-88-3	Toluene	5.9	U vs	5.9	0.45	
156-60-5	trans-1,2-Dichloroethene	5.9	U vs	5.9	0.61	
10061-02-6	trans-1,3-Dichloropropene	5.9	U vs	5.9	2.6	
79-01-6	Trichloroethene	5.9	U vs	5.9	1.3	
75-69-4	Trichlorofluoromethane	5.9	U vs	5.9	0.56	UJ
75-01-4	Vinyl chloride	5.9	U vs	5.9	0.72	
1330-20-7	Xylenes, Total	12	U vs	12	0.99	

CAS NO.	SURROGATE	%REC	Q	LIMITS
17060-07-0	1,2-Dichloroethane-d4 (Surr)	103		64-126
460-00-4	4-Bromofluorobenzene (Surr)	96		72-126
1868-53-7	Dibromofluoromethane (Surr)	106		60-140
2037-26-5	Toluene-d8 (Surr)	98		71-125

MKP 8/25/2022

Method 8270D

Semivolatile Organic Compounds (GC/MS) by Method 8270D

No data validation quailifers were added

MKP 8/25/2022

FORM I
GC/MS SEMI VOA ORGANICS ANALYSIS DATA SHEET

Lab Name: Eurofins Buffalo | Job No.: 480-200221-1

SDG No.:

Client Sample ID: B3-A | Lab Sample ID: 480-200221-1

Matrix: Solid | Lab File ID: X241828439.d

Analysis Method: 8270D | Date Collected: 07/29/2022 09:00

Extract. Method: 3550C | Date Extracted: 08/01/2022 08:48

Sample wt/vol: 30.15(g) | Date Analyzed: 08/03/2022 22:29

Con. Extract Vol.: 1(mL) | Dilution Factor: 1

Injection Volume: 1(uL) | GC Column: RXI-5Sil MS ID: 0.25(mm)

% Moisture: 23.9 % Solids: 76.1 | GPC Cleanup:(Y/N) N

Cleanup Factor: | Level: (low/med) Low

Analysis Batch No.: 636045 | Units: ug/Kg

CAS NO.	COMPOUND NAME	RESULT	Q	RL	MDL
95-95-4	2,4,5-Trichlorophenol	220	U	220	60
88-06-2	2,4,6-Trichlorophenol	220	U	220	44
120-83-2	2,4-Dichlorophenol	220	U	220	24
105-67-9	2,4-Dimethylphenol	220	U	220	54
51-28-5	2,4-Dinitrophenol	2200	U	2200	1000
121-14-2	2,4-Dinitrotoluene	220	U	220	46
606-20-2	2,6-Dinitrotoluene	220	U	220	26
91-58-7	2-Chloronaphthalene	220	U	220	37
95-57-8	2-Chlorophenol	430	U	430	41
91-57-6	2-Methylnaphthalene	220	U	220	44
95-48-7	2-Methylphenol	220	U	220	26
88-74-4	2-Nitroaniline	430	U	430	33
88-75-5	2-Nitrophenol	220	U	220	63
91-94-1	3,3'-Dichlorobenzidine	430	U	430	260
99-09-2	3-Nitroaniline	430	U	430	61
534-52-1	4,6-Dinitro-2-methylphenol	430	U	430	220
101-55-3	4-Bromophenyl phenyl ether	220	U	220	31
59-50-7	4-Chloro-3-methylphenol	220	U	220	55
106-47-8	4-Chloroaniline	220	U	220	55
7005-72-3	4-Chlorophenyl phenyl ether	220	U	220	27
106-44-5	4-Methylphenol	430	U	430	26
100-01-6	4-Nitroaniline	430	U	430	120
100-02-7	4-Nitrophenol	430	U	430	160
83-32-9	Acenaphthene	220	U	220	33
208-96-8	Acenaphthylene	220	U	220	29
98-86-2	Acetophenone	220	U	220	30
120-12-7	Anthracene	220	U	220	55
1912-24-9	Atrazine	220	U	220	77
100-52-7	Benzaldehyde	220	U	220	180
56-55-3	Benzo[a]anthracene	220	U	220	22
50-32-8	Benzo[a]pyrene	220	U	220	33
205-99-2	Benzo[b]fluoranthene	220	U	220	35

FORM I
GC/MS SEMI VOA ORGANICS ANALYSIS DATA SHEET

Lab Name: Eurofins Buffalo | Job No.: 480-200221-1

SDG No.:

Client Sample ID: B3-A | Lab Sample ID: 480-200221-1

Matrix: Solid | Lab File ID: X241828439.d

Analysis Method: 8270D | Date Collected: 07/29/2022 09:00

Extract. Method: 3550C | Date Extracted: 08/01/2022 08:48

Sample wt/vol: 30.15(g) | Date Analyzed: 08/03/2022 22:29

Con. Extract Vol.: 1(mL) | Dilution Factor: 1

Injection Volume: 1(uL) | GC Column: RXI-5Sil MS ID: 0.25(mm)

% Moisture: 23.9 % Solids: 76.1 | GPC Cleanup:(Y/N) N

Cleanup Factor: | Level: (low/med) Low

Analysis Batch No.: 636045 | Units: ug/Kg

CAS NO.	COMPOUND NAME	RESULT	Q	RL	MDL
191-24-2	Benzo[g,h,i]perylene	220	U	220	24
207-08-9	Benzo[k]fluoranthene	220	U	220	29
92-52-4	Biphenyl	220	U	220	33
108-60-1	bis (2-chloroisopropyl) ether	220	U	220	44
111-91-1	Bis(2-chloroethoxy)methane	220	U	220	47
111-44-4	Bis(2-chloroethyl)ether	220	U	220	29
117-81-7	Bis(2-ethylhexyl) phthalate	220	U	220	76
85-68-7	Butyl benzyl phthalate	220	U	220	37
105-60-2	Caprolactam	220	U	220	67
86-74-8	Carbazole	220	U	220	26
218-01-9	Chrysene	220	U	220	50
53-70-3	Dibenz(a,h)anthracene	220	U	220	39
132-64-9	Dibenzofuran	220	U	220	26
84-66-2	Diethyl phthalate	220	U	220	29
131-11-3	Dimethyl phthalate	220	U	220	26
84-74-2	Di-n-butyl phthalate	220	U	220	38
117-84-0	Di-n-octyl phthalate	220	U	220	26
206-44-0	Fluoranthene	220	U	220	24
86-73-7	Fluorene	220	U	220	26
118-74-1	Hexachlorobenzene	220	U	220	30
87-68-3	Hexachlorobutadiene	220	U	220	33
77-47-4	Hexachlorocyclopentadiene	220	U	220	30
67-72-1	Hexachloroethane	220	U	220	29
193-39-5	Indeno[1,2,3-cd]pyrene	220	U	220	27
78-59-1	Isophorone	220	U	220	47
91-20-3	Naphthalene	220	U	220	29
98-95-3	Nitrobenzene	220	U	220	25
621-64-7	N-Nitrosodi-n-propylamine	220	U	220	38
86-30-6	N-Nitrosodiphenylamine	220	U	220	180
87-86-5	Pentachlorophenol	430	U	430	220
85-01-8	Phenanthrene	220	U	220	33
108-95-2	Phenol	220	U	220	34

FORM I
GC/MS SEMI VOA ORGANICS ANALYSIS DATA SHEET

Lab Name: Eurofins Buffalo
Job No.: 480-200221-1
SDG No.:
Client Sample ID: B3-A
Lab Sample ID: 480-200221-1
Matrix: Solid
Lab File ID: X241828439.d
Analysis Method: 8270D
Date Collected: 07/29/2022 09:00
Extract. Method: 3550C
Date Extracted: 08/01/2022 08:48
Sample wt/vol: 30.15(g)
Date Analyzed: 08/03/2022 22:29
Con. Extract Vol.: 1(mL)
Dilution Factor: 1
Injection Volume: 1(uL)
GC Column: RXI-5Sil MS ID: 0.25(mm)
% Moisture: 23.9 % Solids: 76.1
GPC Cleanup:(Y/N) N
Cleanup Factor:
Level: (low/med) Low
Analysis Batch No.: 636045
Units: ug/Kg

CAS NO.	COMPOUND NAME	RESULT	Q	RL	MDL
129-00-0	Pyrene	220	U	220	26

CAS NO.	SURROGATE	%REC	Q	LIMITS
118-79-6	2,4,6-Tribromophenol (Surr)	78		54-120
321-60-8	2-Fluorobiphenyl (Surr)	88		60-120
367-12-4	2-Fluorophenol (Surr)	89		52-120
4165-60-0	Nitrobenzene-d5 (Surr)	87		53-120
4165-62-2	Phenol-d5 (Surr)	92		54-120
1718-51-0	p-Terphenyl-d14 (Surr)	99		79-130

FORM I
GC/MS SEMI VOA ORGANICS ANALYSIS DATA SHEET

Lab Name: Eurofins Buffalo | Job No.: 480-200221-1

SDG No.:

Client Sample ID: B13-A | Lab Sample ID: 480-200221-2

Matrix: Solid | Lab File ID: X241828440.d

Analysis Method: 8270D | Date Collected: 07/29/2022 09:30

Extract. Method: 3550C | Date Extracted: 08/01/2022 08:48

Sample wt/vol: 30.24(g) | Date Analyzed: 08/03/2022 22:54

Con. Extract Vol.: 1(mL) | Dilution Factor: 1

Injection Volume: 1(uL) | GC Column: RXI-5Sil MS ID: 0.25(mm)

% Moisture: 21.0 % Solids: 79.0 | GPC Cleanup:(Y/N) N

Cleanup Factor: | Level: (low/med) Low

Analysis Batch No.: 636045 | Units: ug/Kg

CAS NO.	COMPOUND NAME	RESULT	Q	RL	MDL
95-95-4	2,4,5-Trichlorophenol	210	U	210	58
88-06-2	2,4,6-Trichlorophenol	210	U	210	43
120-83-2	2,4-Dichlorophenol	210	U	210	23
105-67-9	2,4-Dimethylphenol	210	U	210	51
51-28-5	2,4-Dinitrophenol	2100	U	2100	980
121-14-2	2,4-Dinitrotoluene	210	U	210	44
606-20-2	2,6-Dinitrotoluene	210	U	210	25
91-58-7	2-Chloronaphthalene	210	U	210	35
95-57-8	2-Chlorophenol	410	U	410	39
91-57-6	2-Methylnaphthalene	210	U	210	43
95-48-7	2-Methylphenol	210	U	210	25
88-74-4	2-Nitroaniline	410	U	410	31
88-75-5	2-Nitrophenol	210	U	210	60
91-94-1	3,3'-Dichlorobenzidine	410	U	410	250
99-09-2	3-Nitroaniline	410	U	410	59
534-52-1	4,6-Dinitro-2-methylphenol	410	U	410	210
101-55-3	4-Bromophenyl phenyl ether	210	U	210	30
59-50-7	4-Chloro-3-methylphenol	210	U	210	53
106-47-8	4-Chloroaniline	210	U	210	53
7005-72-3	4-Chlorophenyl phenyl ether	210	U	210	26
106-44-5	4-Methylphenol	410	U	410	25
100-01-6	4-Nitroaniline	410	U	410	110
100-02-7	4-Nitrophenol	410	U	410	150
83-32-9	Acenaphthene	210	U	210	31
208-96-8	Acenaphthylene	210	U	210	28
98-86-2	Acetophenone	210	U	210	29
120-12-7	Anthracene	210	U	210	53
1912-24-9	Atrazine	210	U	210	74
100-52-7	Benzaldehyde	210	U	210	170
56-55-3	Benzo[a]anthracene	210	U	210	21
50-32-8	Benzo[a]pyrene	210	U	210	31
205-99-2	Benzo[b]fluoranthene	210	U	210	34

FORM I
GC/MS SEMI VOA ORGANICS ANALYSIS DATA SHEET

Lab Name: Eurofins Buffalo | Job No.: 480-200221-1
SDG No.:
Client Sample ID: B13-A | Lab Sample ID: 480-200221-2
Matrix: Solid | Lab File ID: X241828440.d
Analysis Method: 8270D | Date Collected: 07/29/2022 09:30
Extract. Method: 3550C | Date Extracted: 08/01/2022 08:48
Sample wt/vol: 30.24(g) | Date Analyzed: 08/03/2022 22:54
Con. Extract Vol.: 1(mL) | Dilution Factor: 1
Injection Volume: 1(uL) | GC Column: RXI-5Sil MS ID: 0.25(mm)
% Moisture: 21.0 % Solids: 79.0 | GPC Cleanup:(Y/N) N
Cleanup Factor: | Level: (low/med) Low
Analysis Batch No.: 636045 | Units: ug/Kg

CAS NO.	COMPOUND NAME	RESULT	Q	RL	MDL
191-24-2	Benzo[g,h,i]perylene	210	U	210	23
207-08-9	Benzo[k]fluoranthene	210	U	210	28
92-52-4	Biphenyl	210	U	210	31
108-60-1	bis (2-chloroisopropyl) ether	210	U	210	43
111-91-1	Bis(2-chloroethoxy)methane	210	U	210	45
111-44-4	Bis(2-chloroethyl)ether	210	U	210	28
117-81-7	Bis(2-ethylhexyl) phthalate	210	U	210	73
85-68-7	Butyl benzyl phthalate	210	U	210	35
105-60-2	Caprolactam	210	U	210	64
86-74-8	Carbazole	210	U	210	25
218-01-9	Chrysene	210	U	210	48
53-70-3	Dibenz(a,h)anthracene	210	U	210	38
132-64-9	Dibenzofuran	210	U	210	25
84-66-2	Diethyl phthalate	210	U	210	28
131-11-3	Dimethyl phthalate	210	U	210	25
84-74-2	Di-n-butyl phthalate	210	U	210	36
117-84-0	Di-n-octyl phthalate	210	U	210	25
206-44-0	Fluoranthene	210	U	210	23
86-73-7	Fluorene	210	U	210	25
118-74-1	Hexachlorobenzene	210	U	210	29
87-68-3	Hexachlorobutadiene	210	U	210	31
77-47-4	Hexachlorocyclopentadiene	210	U	210	29
67-72-1	Hexachloroethane	210	U	210	28
193-39-5	Indeno[1,2,3-cd]pyrene	210	U	210	26
78-59-1	Isophorone	210	U	210	45
91-20-3	Naphthalene	210	U	210	28
98-95-3	Nitrobenzene	210	U	210	24
621-64-7	N-Nitrosodi-n-propylamine	210	U	210	36
86-30-6	N-Nitrosodiphenylamine	210	U	210	170
87-86-5	Pentachlorophenol	410	U	410	210
85-01-8	Phenanthrene	210	U	210	31
108-95-2	Phenol	210	U	210	33

FORM I
GC/MS SEMI VOA ORGANICS ANALYSIS DATA SHEET

Lab Name: Eurofins Buffalo
Job No.: 480-200221-1
SDG No.:
Client Sample ID: B13-A
Lab Sample ID: 480-200221-2
Matrix: Solid
Lab File ID: X241828440.d
Analysis Method: 8270D
Date Collected: 07/29/2022 09:30
Extract. Method: 3550C
Date Extracted: 08/01/2022 08:48
Sample wt/vol: 30.24(g)
Date Analyzed: 08/03/2022 22:54
Con. Extract Vol.: 1(mL)
Dilution Factor: 1
Injection Volume: 1(uL)
GC Column: RXI-5Sil MS ID: 0.25(mm)
% Moisture: 21.0 % Solids: 79.0
GPC Cleanup:(Y/N) N
Cleanup Factor:
Level: (low/med) Low
Analysis Batch No.: 636045
Units: ug/Kg

CAS NO.	COMPOUND NAME	RESULT	Q	RL	MDL
129-00-0	Pyrene	210	U	210	25

CAS NO.	SURROGATE	%REC	Q	LIMITS
118-79-6	2,4,6-Tribromophenol (Surr)	82		54-120
321-60-8	2-Fluorobiphenyl (Surr)	77		60-120
367-12-4	2-Fluorophenol (Surr)	75		52-120
4165-60-0	Nitrobenzene-d5 (Surr)	75		53-120
4165-62-2	Phenol-d5 (Surr)	81		54-120
1718-51-0	p-Terphenyl-d14 (Surr)	98		79-130

FORM I
GC/MS SEMI VOA ORGANICS ANALYSIS DATA SHEET

Lab Name: Eurofins Buffalo | Job No.: 480-200221-1

SDG No.:

Client Sample ID: B14-A | Lab Sample ID: 480-200221-3

Matrix: Solid | Lab File ID: X241828441.d

Analysis Method: 8270D | Date Collected: 07/29/2022 10:00

Extract. Method: 3550C | Date Extracted: 08/01/2022 08:48

Sample wt/vol: 30.45(g) | Date Analyzed: 08/03/2022 23:19

Con. Extract Vol.: 1(mL) | Dilution Factor: 1

Injection Volume: 1(uL) | GC Column: RXI-5Sil MS ID: 0.25(mm)

% Moisture: 20.9 % Solids: 79.1 | GPC Cleanup:(Y/N) N

Cleanup Factor: | Level: (low/med) Low

Analysis Batch No.: 636045 | Units: ug/Kg

CAS NO.	COMPOUND NAME	RESULT	Q	RL	MDL
95-95-4	2,4,5-Trichlorophenol	210	U	210	57
88-06-2	2,4,6-Trichlorophenol	210	U	210	42
120-83-2	2,4-Dichlorophenol	210	U	210	22
105-67-9	2,4-Dimethylphenol	210	U	210	51
51-28-5	2,4-Dinitrophenol	2100	U	2100	980
121-14-2	2,4-Dinitrotoluene	210	U	210	44
606-20-2	2,6-Dinitrotoluene	210	U	210	25
91-58-7	2-Chloronaphthalene	210	U	210	35
95-57-8	2-Chlorophenol	410	U	410	39
91-57-6	2-Methylnaphthalene	210	U	210	42
95-48-7	2-Methylphenol	210	U	210	25
88-74-4	2-Nitroaniline	410	U	410	31
88-75-5	2-Nitrophenol	210	U	210	60
91-94-1	3,3'-Dichlorobenzidine	410	U	410	250
99-09-2	3-Nitroaniline	410	U	410	59
534-52-1	4,6-Dinitro-2-methylphenol	410	U	410	210
101-55-3	4-Bromophenyl phenyl ether	210	U	210	30
59-50-7	4-Chloro-3-methylphenol	210	U	210	52
106-47-8	4-Chloroaniline	210	U	210	52
7005-72-3	4-Chlorophenyl phenyl ether	210	U	210	26
106-44-5	4-Methylphenol	410	U	410	25
100-01-6	4-Nitroaniline	410	U	410	110
100-02-7	4-Nitrophenol	410	U	410	150
83-32-9	Acenaphthene	210	U	210	31
208-96-8	Acenaphthylene	210	U	210	27
98-86-2	Acetophenone	210	U	210	29
120-12-7	Anthracene	210	U	210	52
1912-24-9	Atrazine	210	U	210	73
100-52-7	Benzaldehyde	210	U	210	170
56-55-3	Benzo[a]anthracene	210	U	210	21
50-32-8	Benzo[a]pyrene	210	U	210	31
205-99-2	Benzo[b]fluoranthene	210	U	210	34

FORM I
GC/MS SEMI VOA ORGANICS ANALYSIS DATA SHEET

Lab Name: Eurofins Buffalo | Job No.: 480-200221-1

SDG No.:

Client Sample ID: B14-A | Lab Sample ID: 480-200221-3

Matrix: Solid | Lab File ID: X241828441.d

Analysis Method: 8270D | Date Collected: 07/29/2022 10:00

Extract. Method: 3550C | Date Extracted: 08/01/2022 08:48

Sample wt/vol: 30.45(g) | Date Analyzed: 08/03/2022 23:19

Con. Extract Vol.: 1(mL) | Dilution Factor: 1

Injection Volume: 1(uL) | GC Column: RXI-5Sil MS ID: 0.25(mm)

% Moisture: 20.9 % Solids: 79.1 | GPC Cleanup:(Y/N) N

Cleanup Factor: | Level: (low/med) Low

Analysis Batch No.: 636045 | Units: ug/Kg

CAS NO.	COMPOUND NAME	RESULT	Q	RL	MDL
191-24-2	Benzo[g,h,i]perylene	210	U	210	22
207-08-9	Benzo[k]fluoranthene	210	U	210	27
92-52-4	Biphenyl	210	U	210	31
108-60-1	bis (2-chloroisopropyl) ether	210	U	210	42
111-91-1	Bis(2-chloroethoxy)methane	210	U	210	45
111-44-4	Bis(2-chloroethyl)ether	210	U	210	27
117-81-7	Bis(2-ethylhexyl) phthalate	210	U	210	72
85-68-7	Butyl benzyl phthalate	210	U	210	35
105-60-2	Caprolactam	210	U	210	64
86-74-8	Carbazole	210	U	210	25
218-01-9	Chrysene	210	U	210	47
53-70-3	Dibenz(a,h)anthracene	210	U	210	37
132-64-9	Dibenzofuran	210	U	210	25
84-66-2	Diethyl phthalate	210	U	210	27
131-11-3	Dimethyl phthalate	210	U	210	25
84-74-2	Di-n-butyl phthalate	210	U	210	36
117-84-0	Di-n-octyl phthalate	210	U	210	25
206-44-0	Fluoranthene	210	U	210	22
86-73-7	Fluorene	210	U	210	25
118-74-1	Hexachlorobenzene	210	U	210	29
87-68-3	Hexachlorobutadiene	210	U	210	31
77-47-4	Hexachlorocyclopentadiene	210	U	210	29
67-72-1	Hexachloroethane	210	U	210	27
193-39-5	Indeno[1,2,3-cd]pyrene	210	U	210	26
78-59-1	Isophorone	210	U	210	45
91-20-3	Naphthalene	210	U	210	27
98-95-3	Nitrobenzene	210	U	210	24
621-64-7	N-Nitrosodi-n-propylamine	210	U	210	36
86-30-6	N-Nitrosodiphenylamine	210	U	210	170
87-86-5	Pentachlorophenol	410	U	410	210
85-01-8	Phenanthrene	210	U	210	31
108-95-2	Phenol	210	U	210	32

FORM I
GC/MS SEMI VOA ORGANICS ANALYSIS DATA SHEET

Lab Name: Eurofins Buffalo
Job No.: 480-200221-1
SDG No.:
Client Sample ID: B14-A
Lab Sample ID: 480-200221-3
Matrix: Solid
Lab File ID: X241828441.d
Analysis Method: 8270D
Date Collected: 07/29/2022 10:00
Extract. Method: 3550C
Date Extracted: 08/01/2022 08:48
Sample wt/vol: 30.45(g)
Date Analyzed: 08/03/2022 23:19
Con. Extract Vol.: 1(mL)
Dilution Factor: 1
Injection Volume: 1(uL)
GC Column: RXI-5Sil MS ID: 0.25(mm)
% Moisture: 20.9 % Solids: 79.1
GPC Cleanup:(Y/N) N
Cleanup Factor:
Level: (low/med) Low
Analysis Batch No.: 636045
Units: ug/Kg

CAS NO.	COMPOUND NAME	RESULT	Q	RL	MDL
129-00-0	Pyrene	210	U	210	25

CAS NO.	SURROGATE	%REC	Q	LIMITS
118-79-6	2,4,6-Tribromophenol (Surr)	87		54-120
321-60-8	2-Fluorobiphenyl (Surr)	88		60-120
367-12-4	2-Fluorophenol (Surr)	87		52-120
4165-60-0	Nitrobenzene-d5 (Surr)	84		53-120
4165-62-2	Phenol-d5 (Surr)	92		54-120
1718-51-0	p-Terphenyl-d14 (Surr)	97		79-130

FORM I
GC/MS SEMI VOA ORGANICS ANALYSIS DATA SHEET

Lab Name: Eurofins Buffalo | Job No.: 480-200221-1

SDG No.:

Client Sample ID: B15-A | Lab Sample ID: 480-200221-4

Matrix: Solid | Lab File ID: X241828442.d

Analysis Method: 8270D | Date Collected: 07/29/2022 10:30

Extract. Method: 3550C | Date Extracted: 08/01/2022 08:48

Sample wt/vol: 30.15(g) | Date Analyzed: 08/03/2022 23:44

Con. Extract Vol.: 1(mL) | Dilution Factor: 1

Injection Volume: 1(uL) | GC Column: RXI-5Sil MS ID: 0.25(mm)

% Moisture: 22.5 % Solids: 77.5 | GPC Cleanup:(Y/N) N

Cleanup Factor: | Level: (low/med) Low

Analysis Batch No.: 636045 | Units: ug/Kg

CAS NO.	COMPOUND NAME	RESULT	Q	RL	MDL
95-95-4	2,4,5-Trichlorophenol	220	U	220	59
88-06-2	2,4,6-Trichlorophenol	220	U	220	44
120-83-2	2,4-Dichlorophenol	220	U	220	23
105-67-9	2,4-Dimethylphenol	220	U	220	53
51-28-5	2,4-Dinitrophenol	2100	U	2100	1000
121-14-2	2,4-Dinitrotoluene	220	U	220	45
606-20-2	2,6-Dinitrotoluene	220	U	220	26
91-58-7	2-Chloronaphthalene	220	U	220	36
95-57-8	2-Chlorophenol	420	U	420	40
91-57-6	2-Methylnaphthalene	220	U	220	44
95-48-7	2-Methylphenol	220	U	220	26
88-74-4	2-Nitroaniline	420	U	420	32
88-75-5	2-Nitrophenol	220	U	220	62
91-94-1	3,3'-Dichlorobenzidine	420	U	420	260
99-09-2	3-Nitroaniline	420	U	420	60
534-52-1	4,6-Dinitro-2-methylphenol	420	U	420	220
101-55-3	4-Bromophenyl phenyl ether	220	U	220	31
59-50-7	4-Chloro-3-methylphenol	220	U	220	54
106-47-8	4-Chloroaniline	220	U	220	54
7005-72-3	4-Chlorophenyl phenyl ether	220	U	220	27
106-44-5	4-Methylphenol	420	U	420	26
100-01-6	4-Nitroaniline	420	U	420	110
100-02-7	4-Nitrophenol	420	U	420	150
83-32-9	Acenaphthene	220	U	220	32
208-96-8	Acenaphthylene	220	U	220	28
98-86-2	Acetophenone	220	U	220	30
120-12-7	Anthracene	220	U	220	54
1912-24-9	Atrazine	220	U	220	76
100-52-7	Benzaldehyde	220	U	220	170
56-55-3	Benzo[a]anthracene	220	U	220	22
50-32-8	Benzo[a]pyrene	220	U	220	32
205-99-2	Benzo[b]fluoranthene	220	U	220	35

FORM I
GC/MS SEMI VOA ORGANICS ANALYSIS DATA SHEET

Lab Name: Eurofins Buffalo | Job No.: 480-200221-1

SDG No.:

Client Sample ID: B15-A | Lab Sample ID: 480-200221-4

Matrix: Solid | Lab File ID: X241828442.d

Analysis Method: 8270D | Date Collected: 07/29/2022 10:30

Extract. Method: 3550C | Date Extracted: 08/01/2022 08:48

Sample wt/vol: 30.15(g) | Date Analyzed: 08/03/2022 23:44

Con. Extract Vol.: 1(mL) | Dilution Factor: 1

Injection Volume: 1(uL) | GC Column: RXI-5Sil MS ID: 0.25(mm)

% Moisture: 22.5 % Solids: 77.5 | GPC Cleanup:(Y/N) N

Cleanup Factor: | Level: (low/med) Low

Analysis Batch No.: 636045 | Units: ug/Kg

CAS NO.	COMPOUND NAME	RESULT	Q	RL	MDL
191-24-2	Benzo[g,h,i]perylene	220	U	220	23
207-08-9	Benzo[k]fluoranthene	220	U	220	28
92-52-4	Biphenyl	220	U	220	32
108-60-1	bis (2-chloroisopropyl) ether	220	U	220	44
111-91-1	Bis(2-chloroethoxy)methane	220	U	220	46
111-44-4	Bis(2-chloroethyl)ether	220	U	220	28
117-81-7	Bis(2-ethylhexyl) phthalate	220	U	220	75
85-68-7	Butyl benzyl phthalate	220	U	220	36
105-60-2	Caprolactam	220	U	220	66
86-74-8	Carbazole	220	U	220	26
218-01-9	Chrysene	220	U	220	49
53-70-3	Dibenz(a,h)anthracene	220	U	220	39
132-64-9	Dibenzofuran	220	U	220	26
84-66-2	Diethyl phthalate	220	U	220	28
131-11-3	Dimethyl phthalate	220	U	220	26
84-74-2	Di-n-butyl phthalate	220	U	220	37
117-84-0	Di-n-octyl phthalate	220	U	220	26
206-44-0	Fluoranthene	220	U	220	23
86-73-7	Fluorene	220	U	220	26
118-74-1	Hexachlorobenzene	220	U	220	30
87-68-3	Hexachlorobutadiene	220	U	220	32
77-47-4	Hexachlorocyclopentadiene	220	U	220	30
67-72-1	Hexachloroethane	220	U	220	28
193-39-5	Indeno[1,2,3-cd]pyrene	220	U	220	27
78-59-1	Isophorone	220	U	220	46
91-20-3	Naphthalene	220	U	220	28
98-95-3	Nitrobenzene	220	U	220	24
621-64-7	N-Nitrosodi-n-propylamine	220	U	220	37
86-30-6	N-Nitrosodiphenylamine	220	U	220	180
87-86-5	Pentachlorophenol	420	U	420	220
85-01-8	Phenanthrene	220	U	220	32
108-95-2	Phenol	220	U	220	33

FORM I
GC/MS SEMI VOA ORGANICS ANALYSIS DATA SHEET

Lab Name: Eurofins Buffalo
Job No.: 480-200221-1
SDG No.:
Client Sample ID: B15-A
Lab Sample ID: 480-200221-4
Matrix: Solid
Lab File ID: X241828442.d
Analysis Method: 8270D
Date Collected: 07/29/2022 10:30
Extract. Method: 3550C
Date Extracted: 08/01/2022 08:48
Sample wt/vol: 30.15(g)
Date Analyzed: 08/03/2022 23:44
Con. Extract Vol.: 1(mL)
Dilution Factor: 1
Injection Volume: 1(uL)
GC Column: RXI-5Sil MS ID: 0.25(mm)
% Moisture: 22.5 % Solids: 77.5
GPC Cleanup:(Y/N) N
Cleanup Factor:
Level: (low/med) Low
Analysis Batch No.: 636045
Units: ug/Kg

CAS NO.	COMPOUND NAME	RESULT	Q	RL	MDL
129-00-0	Pyrene	220	U	220	26

CAS NO.	SURROGATE	%REC	Q	LIMITS
118-79-6	2,4,6-Tribromophenol (Surr)	80		54-120
321-60-8	2-Fluorobiphenyl (Surr)	86		60-120
367-12-4	2-Fluorophenol (Surr)	81		52-120
4165-60-0	Nitrobenzene-d5 (Surr)	81		53-120
4165-62-2	Phenol-d5 (Surr)	89		54-120
1718-51-0	p-Terphenyl-d14 (Surr)	97		79-130

FORM I
GC/MS SEMI VOA ORGANICS ANALYSIS DATA SHEET

Lab Name: Eurofins Buffalo | Job No.: 480-200221-1

SDG No.:

Client Sample ID: B30-A | Lab Sample ID: 480-200221-5

Matrix: Solid | Lab File ID: X241828443.d

Analysis Method: 8270D | Date Collected: 07/29/2022 11:00

Extract. Method: 3550C | Date Extracted: 08/01/2022 08:48

Sample wt/vol: 30.30(g) | Date Analyzed: 08/04/2022 00:08

Con. Extract Vol.: 1(mL) | Dilution Factor: 1

Injection Volume: 1(uL) | GC Column: RXI-5Sil MS ID: 0.25(mm)

% Moisture: 17.6 % Solids: 82.4 | GPC Cleanup:(Y/N) N

Cleanup Factor: | Level: (low/med) Low

Analysis Batch No.: 636045 | Units: ug/Kg

CAS NO.	COMPOUND NAME	RESULT	Q	RL	MDL
95-95-4	2,4,5-Trichlorophenol	200	U	200	55
88-06-2	2,4,6-Trichlorophenol	200	U	200	41
120-83-2	2,4-Dichlorophenol	200	U	200	22
105-67-9	2,4-Dimethylphenol	200	U	200	49
51-28-5	2,4-Dinitrophenol	2000	U	2000	940
121-14-2	2,4-Dinitrotoluene	200	U	200	42
606-20-2	2,6-Dinitrotoluene	200	U	200	24
91-58-7	2-Chloronaphthalene	200	U	200	34
95-57-8	2-Chlorophenol	400	U	400	37
91-57-6	2-Methylnaphthalene	200	U	200	41
95-48-7	2-Methylphenol	200	U	200	24
88-74-4	2-Nitroaniline	400	U	400	30
88-75-5	2-Nitrophenol	200	U	200	58
91-94-1	3,3'-Dichlorobenzidine	400	U	400	240
99-09-2	3-Nitroaniline	400	U	400	56
534-52-1	4,6-Dinitro-2-methylphenol	400	U	400	200
101-55-3	4-Bromophenyl phenyl ether	200	U	200	29
59-50-7	4-Chloro-3-methylphenol	200	U	200	50
106-47-8	4-Chloroaniline	200	U	200	50
7005-72-3	4-Chlorophenyl phenyl ether	200	U	200	25
106-44-5	4-Methylphenol	400	U	400	24
100-01-6	4-Nitroaniline	400	U	400	110
100-02-7	4-Nitrophenol	400	U	400	140
83-32-9	Acenaphthene	200	U	200	30
208-96-8	Acenaphthylene	200	U	200	26
98-86-2	Acetophenone	200	U	200	28
120-12-7	Anthracene	200	U	200	50
1912-24-9	Atrazine	200	U	200	71
100-52-7	Benzaldehyde	200	U	200	160
56-55-3	Benzo[a]anthracene	200	U	200	20
50-32-8	Benzo[a]pyrene	200	U	200	30
205-99-2	Benzo[b]fluoranthene	200	U	200	32

FORM I
GC/MS SEMI VOA ORGANICS ANALYSIS DATA SHEET

Lab Name: Eurofins Buffalo | Job No.: 480-200221-1

SDG No.:

Client Sample ID: B30-A | Lab Sample ID: 480-200221-5

Matrix: Solid | Lab File ID: X241828443.d

Analysis Method: 8270D | Date Collected: 07/29/2022 11:00

Extract. Method: 3550C | Date Extracted: 08/01/2022 08:48

Sample wt/vol: 30.30(g) | Date Analyzed: 08/04/2022 00:08

Con. Extract Vol.: 1(mL) | Dilution Factor: 1

Injection Volume: 1(uL) | GC Column: RXI-5Sil MS ID: 0.25(mm)

% Moisture: 17.6 % Solids: 82.4 | GPC Cleanup:(Y/N) N

Cleanup Factor: | Level: (low/med) Low

Analysis Batch No.: 636045 | Units: ug/Kg

CAS NO.	COMPOUND NAME	RESULT	Q	RL	MDL
191-24-2	Benzo[g,h,i]perylene	200	U	200	22
207-08-9	Benzo[k]fluoranthene	200	U	200	26
92-52-4	Biphenyl	200	U	200	30
108-60-1	bis (2-chloroisopropyl) ether	200	U	200	41
111-91-1	Bis(2-chloroethoxy)methane	200	U	200	43
111-44-4	Bis(2-chloroethyl)ether	200	U	200	26
117-81-7	Bis(2-ethylhexyl) phthalate	200	U	200	70
85-68-7	Butyl benzyl phthalate	200	U	200	34
105-60-2	Caprolactam	200	U	200	61
86-74-8	Carbazole	200	U	200	24
218-01-9	Chrysene	200	U	200	46
53-70-3	Dibenz(a,h)anthracene	200	U	200	36
132-64-9	Dibenzofuran	200	U	200	24
84-66-2	Diethyl phthalate	200	U	200	26
131-11-3	Dimethyl phthalate	200	U	200	24
84-74-2	Di-n-butyl phthalate	200	U	200	35
117-84-0	Di-n-octyl phthalate	200	U	200	24
206-44-0	Fluoranthene	200	U	200	22
86-73-7	Fluorene	200	U	200	24
118-74-1	Hexachlorobenzene	200	U	200	28
87-68-3	Hexachlorobutadiene	200	U	200	30
77-47-4	Hexachlorocyclopentadiene	200	U	200	28
67-72-1	Hexachloroethane	200	U	200	26
193-39-5	Indeno[1,2,3-cd]pyrene	200	U	200	25
78-59-1	Isophorone	200	U	200	43
91-20-3	Naphthalene	200	U	200	26
98-95-3	Nitrobenzene	200	U	200	23
621-64-7	N-Nitrosodi-n-propylamine	200	U	200	35
86-30-6	N-Nitrosodiphenylamine	200	U	200	170
87-86-5	Pentachlorophenol	400	U	400	200
85-01-8	Phenanthrene	200	U	200	30
108-95-2	Phenol	200	U	200	31

FORM I
GC/MS SEMI VOA ORGANICS ANALYSIS DATA SHEET

Lab Name: Eurofins Buffalo
Job No.: 480-200221-1
SDG No.:
Client Sample ID: B30-A
Lab Sample ID: 480-200221-5
Matrix: Solid
Lab File ID: X241828443.d
Analysis Method: 8270D
Date Collected: 07/29/2022 11:00
Extract. Method: 3550C
Date Extracted: 08/01/2022 08:48
Sample wt/vol: 30.30(g)
Date Analyzed: 08/04/2022 00:08
Con. Extract Vol.: 1(mL)
Dilution Factor: 1
Injection Volume: 1(uL)
GC Column: RXI-5Sil MS ID: 0.25(mm)
% Moisture: 17.6 % Solids: 82.4
GPC Cleanup:(Y/N) N
Cleanup Factor:
Level: (low/med) Low
Analysis Batch No.: 636045
Units: ug/Kg

CAS NO.	COMPOUND NAME	RESULT	Q	RL	MDL
129-00-0	Pyrene	200	U	200	24

CAS NO.	SURROGATE	%REC	Q	LIMITS
118-79-6	2,4,6-Tribromophenol (Surr)	81		54-120
321-60-8	2-Fluorobiphenyl (Surr)	85		60-120
367-12-4	2-Fluorophenol (Surr)	80		52-120
4165-60-0	Nitrobenzene-d5 (Surr)	85		53-120
4165-62-2	Phenol-d5 (Surr)	87		54-120
1718-51-0	p-Terphenyl-d14 (Surr)	97		79-130

FORM I
GC/MS SEMI VOA ORGANICS ANALYSIS DATA SHEET

Lab Name: Eurofins Buffalo | Job No.: 480-200221-1

SDG No.:

Client Sample ID: B40-A | Lab Sample ID: 480-200221-6

Matrix: Solid | Lab File ID: X241828444.d

Analysis Method: 8270D | Date Collected: 07/29/2022 11:30

Extract. Method: 3550C | Date Extracted: 08/01/2022 08:48

Sample wt/vol: 30.24(g) | Date Analyzed: 08/04/2022 00:33

Con. Extract Vol.: 1(mL) | Dilution Factor: 1

Injection Volume: 1(uL) | GC Column: RXI-5Sil MS ID: 0.25(mm)

% Moisture: 17.3 % Solids: 82.7 | GPC Cleanup:(Y/N) N

Cleanup Factor: | Level: (low/med) Low

Analysis Batch No.: 636045 | Units: ug/Kg

CAS NO.	COMPOUND NAME	RESULT	Q	RL	MDL
95-95-4	2,4,5-Trichlorophenol	200	U	200	55
88-06-2	2,4,6-Trichlorophenol	200	U	200	41
120-83-2	2,4-Dichlorophenol	200	U	200	22
105-67-9	2,4-Dimethylphenol	200	U	200	49
51-28-5	2,4-Dinitrophenol	2000	U	2000	940
121-14-2	2,4-Dinitrotoluene	200	U	200	42
606-20-2	2,6-Dinitrotoluene	200	U	200	24
91-58-7	2-Chloronaphthalene	200	U	200	34
95-57-8	2-Chlorophenol	400	U	400	37
91-57-6	2-Methylnaphthalene	200	U	200	41
95-48-7	2-Methylphenol	200	U	200	24
88-74-4	2-Nitroaniline	400	U	400	30
88-75-5	2-Nitrophenol	200	U	200	58
91-94-1	3,3'-Dichlorobenzidine	400	U	400	240
99-09-2	3-Nitroaniline	400	U	400	56
534-52-1	4,6-Dinitro-2-methylphenol	400	U	400	200
101-55-3	4-Bromophenyl phenyl ether	200	U	200	29
59-50-7	4-Chloro-3-methylphenol	200	U	200	50
106-47-8	4-Chloroaniline	200	U	200	50
7005-72-3	4-Chlorophenyl phenyl ether	200	U	200	25
106-44-5	4-Methylphenol	400	U	400	24
100-01-6	4-Nitroaniline	400	U	400	110
100-02-7	4-Nitrophenol	400	U	400	140
83-32-9	Acenaphthene	200	U	200	30
208-96-8	Acenaphthylene	200	U	200	26
98-86-2	Acetophenone	200	U	200	28
120-12-7	Anthracene	200	U	200	50
1912-24-9	Atrazine	200	U	200	71
100-52-7	Benzaldehyde	200	U	200	160
56-55-3	Benzo[a]anthracene	200	U	200	20
50-32-8	Benzo[a]pyrene	200	U	200	30
205-99-2	Benzo[b]fluoranthene	200	U	200	32

FORM I
GC/MS SEMI VOA ORGANICS ANALYSIS DATA SHEET

Lab Name: Eurofins Buffalo
Job No.: 480-200221-1
SDG No.:
Client Sample ID: B40-A
Lab Sample ID: 480-200221-6
Matrix: Solid
Lab File ID: X241828444.d
Analysis Method: 8270D
Date Collected: 07/29/2022 11:30
Extract. Method: 3550C
Date Extracted: 08/01/2022 08:48
Sample wt/vol: 30.24(g)
Date Analyzed: 08/04/2022 00:33
Con. Extract Vol.: 1(mL)
Dilution Factor: 1
Injection Volume: 1(uL)
GC Column: RXI-5Sil MS ID: 0.25(mm)
% Moisture: 17.3 % Solids: 82.7
GPC Cleanup:(Y/N) N
Cleanup Factor:
Level: (low/med) Low
Analysis Batch No.: 636045
Units: ug/Kg

CAS NO.	COMPOUND NAME	RESULT	Q	RL	MDL
191-24-2	Benzo[g,h,i]perylene	200	U	200	22
207-08-9	Benzo[k]fluoranthene	200	U	200	26
92-52-4	Biphenyl	200	U	200	30
108-60-1	bis (2-chloroisopropyl) ether	200	U	200	41
111-91-1	Bis(2-chloroethoxy)methane	200	U	200	43
111-44-4	Bis(2-chloroethyl)ether	200	U	200	26
117-81-7	Bis(2-ethylhexyl) phthalate	200	U	200	70
85-68-7	Butyl benzyl phthalate	200	U	200	34
105-60-2	Caprolactam	200	U	200	61
86-74-8	Carbazole	200	U	200	24
218-01-9	Chrysene	200	U	200	46
53-70-3	Dibenz(a,h)anthracene	200	U	200	36
132-64-9	Dibenzofuran	200	U	200	24
84-66-2	Diethyl phthalate	200	U	200	26
131-11-3	Dimethyl phthalate	200	U	200	24
84-74-2	Di-n-butyl phthalate	200	U	200	35
117-84-0	Di-n-octyl phthalate	200	U	200	24
206-44-0	Fluoranthene	200	U	200	22
86-73-7	Fluorene	200	U	200	24
118-74-1	Hexachlorobenzene	200	U	200	28
87-68-3	Hexachlorobutadiene	200	U	200	30
77-47-4	Hexachlorocyclopentadiene	200	U	200	28
67-72-1	Hexachloroethane	200	U	200	26
193-39-5	Indeno[1,2,3-cd]pyrene	200	U	200	25
78-59-1	Isophorone	200	U	200	43
91-20-3	Naphthalene	200	U	200	26
98-95-3	Nitrobenzene	200	U	200	23
621-64-7	N-Nitrosodi-n-propylamine	200	U	200	35
86-30-6	N-Nitrosodiphenylamine	200	U	200	170
87-86-5	Pentachlorophenol	400	U	400	200
85-01-8	Phenanthrene	200	U	200	30
108-95-2	Phenol	200	U	200	31

FORM I
GC/MS SEMI VOA ORGANICS ANALYSIS DATA SHEET

Lab Name: Eurofins Buffalo
Job No.: 480-200221-1
SDG No.:
Client Sample ID: B40-A
Lab Sample ID: 480-200221-6
Matrix: Solid
Lab File ID: X241828444.d
Analysis Method: 8270D
Date Collected: 07/29/2022 11:30
Extract. Method: 3550C
Date Extracted: 08/01/2022 08:48
Sample wt/vol: 30.24(g)
Date Analyzed: 08/04/2022 00:33
Con. Extract Vol.: 1(mL)
Dilution Factor: 1
Injection Volume: 1(uL)
GC Column: RXI-5Sil MS ID: 0.25(mm)
% Moisture: 17.3 % Solids: 82.7
GPC Cleanup:(Y/N) N
Cleanup Factor:
Level: (low/med) Low
Analysis Batch No.: 636045
Units: ug/Kg

CAS NO.	COMPOUND NAME	RESULT	Q	RL	MDL
129-00-0	Pyrene	200	U	200	24

CAS NO.	SURROGATE	%REC	Q	LIMITS
118-79-6	2,4,6-Tribromophenol (Surr)	76		54-120
321-60-8	2-Fluorobiphenyl (Surr)	89		60-120
367-12-4	2-Fluorophenol (Surr)	86		52-120
4165-60-0	Nitrobenzene-d5 (Surr)	85		53-120
4165-62-2	Phenol-d5 (Surr)	91		54-120
1718-51-0	p-Terphenyl-d14 (Surr)	104		79-130

FORM I
GC/MS SEMI VOA ORGANICS ANALYSIS DATA SHEET

Lab Name: Eurofins Buffalo | Job No.: 480-200221-1

SDG No.:

Client Sample ID: B41-A | Lab Sample ID: 480-200221-7

Matrix: Solid | Lab File ID: X241828445.d

Analysis Method: 8270D | Date Collected: 07/29/2022 12:00

Extract. Method: 3550C | Date Extracted: 08/01/2022 08:48

Sample wt/vol: 30.39(g) | Date Analyzed: 08/04/2022 00:57

Con. Extract Vol.: 1(mL) | Dilution Factor: 1

Injection Volume: 1(uL) | GC Column: RXI-5Sil MS ID: 0.25(mm)

% Moisture: 16.2 % Solids: 83.8 | GPC Cleanup:(Y/N) N

Cleanup Factor: | Level: (low/med) Low

Analysis Batch No.: 636045 | Units: ug/Kg

CAS NO.	COMPOUND NAME	RESULT	Q	RL	MDL
95-95-4	2,4,5-Trichlorophenol	200	U	200	54
88-06-2	2,4,6-Trichlorophenol	200	U	200	40
120-83-2	2,4-Dichlorophenol	200	U	200	21
105-67-9	2,4-Dimethylphenol	200	U	200	48
51-28-5	2,4-Dinitrophenol	2000	U	2000	920
121-14-2	2,4-Dinitrotoluene	200	U	200	41
606-20-2	2,6-Dinitrotoluene	200	U	200	24
91-58-7	2-Chloronaphthalene	200	U	200	33
95-57-8	2-Chlorophenol	390	U	390	37
91-57-6	2-Methylnaphthalene	200	U	200	40
95-48-7	2-Methylphenol	200	U	200	24
88-74-4	2-Nitroaniline	390	U	390	29
88-75-5	2-Nitrophenol	200	U	200	57
91-94-1	3,3'-Dichlorobenzidine	390	U	390	240
99-09-2	3-Nitroaniline	390	U	390	55
534-52-1	4,6-Dinitro-2-methylphenol	390	U	390	200
101-55-3	4-Bromophenyl phenyl ether	200	U	200	28
59-50-7	4-Chloro-3-methylphenol	200	U	200	49
106-47-8	4-Chloroaniline	200	U	200	49
7005-72-3	4-Chlorophenyl phenyl ether	200	U	200	25
106-44-5	4-Methylphenol	390	U	390	24
100-01-6	4-Nitroaniline	390	U	390	100
100-02-7	4-Nitrophenol	390	U	390	140
83-32-9	Acenaphthene	200	U	200	29
208-96-8	Acenaphthylene	200	U	200	26
98-86-2	Acetophenone	200	U	200	27
120-12-7	Anthracene	200	U	200	49
1912-24-9	Atrazine	200	U	200	70
100-52-7	Benzaldehyde	200	U	200	160
56-55-3	Benzo[a]anthracene	200	U	200	20
50-32-8	Benzo[a]pyrene	200	U	200	29
205-99-2	Benzo[b]fluoranthene	200	U	200	32

FORM I
GC/MS SEMI VOA ORGANICS ANALYSIS DATA SHEET

Lab Name: Eurofins Buffalo | Job No.: 480-200221-1

SDG No.:

Client Sample ID: B41-A | Lab Sample ID: 480-200221-7

Matrix: Solid | Lab File ID: X241828445.d

Analysis Method: 8270D | Date Collected: 07/29/2022 12:00

Extract. Method: 3550C | Date Extracted: 08/01/2022 08:48

Sample wt/vol: 30.39(g) | Date Analyzed: 08/04/2022 00:57

Con. Extract Vol.: 1(mL) | Dilution Factor: 1

Injection Volume: 1(uL) | GC Column: RXI-5Sil MS ID: 0.25(mm)

% Moisture: 16.2 % Solids: 83.8 | GPC Cleanup:(Y/N) N

Cleanup Factor: | Level: (low/med) Low

Analysis Batch No.: 636045 | Units: ug/Kg

CAS NO.	COMPOUND NAME	RESULT	Q	RL	MDL
191-24-2	Benzo[g,h,i]perylene	200	U	200	21
207-08-9	Benzo[k]fluoranthene	200	U	200	26
92-52-4	Biphenyl	200	U	200	29
108-60-1	bis (2-chloroisopropyl) ether	200	U	200	40
111-91-1	Bis(2-chloroethoxy)methane	200	U	200	42
111-44-4	Bis(2-chloroethyl)ether	200	U	200	26
117-81-7	Bis(2-ethylhexyl) phthalate	200	U	200	68
85-68-7	Butyl benzyl phthalate	200	U	200	33
105-60-2	Caprolactam	200	U	200	60
86-74-8	Carbazole	200	U	200	24
218-01-9	Chrysene	200	U	200	45
53-70-3	Dibenz(a,h)anthracene	200	U	200	35
132-64-9	Dibenzofuran	200	U	200	24
84-66-2	Diethyl phthalate	200	U	200	26
131-11-3	Dimethyl phthalate	200	U	200	24
84-74-2	Di-n-butyl phthalate	200	U	200	34
117-84-0	Di-n-octyl phthalate	200	U	200	24
206-44-0	Fluoranthene	200	U	200	21
86-73-7	Fluorene	200	U	200	24
118-74-1	Hexachlorobenzene	200	U	200	27
87-68-3	Hexachlorobutadiene	200	U	200	29
77-47-4	Hexachlorocyclopentadiene	200	U	200	27
67-72-1	Hexachloroethane	200	U	200	26
193-39-5	Indeno[1,2,3-cd]pyrene	200	U	200	25
78-59-1	Isophorone	200	U	200	42
91-20-3	Naphthalene	200	U	200	26
98-95-3	Nitrobenzene	200	U	200	22
621-64-7	N-Nitrosodi-n-propylamine	200	U	200	34
86-30-6	N-Nitrosodiphenylamine	200	U	200	160
87-86-5	Pentachlorophenol	390	U	390	200
85-01-8	Phenanthrene	200	U	200	29
108-95-2	Phenol	200	U	200	31

FORM I
GC/MS SEMI VOA ORGANICS ANALYSIS DATA SHEET

Lab Name: Eurofins Buffalo
Job No.: 480-200221-1
SDG No.:
Client Sample ID: B41-A
Lab Sample ID: 480-200221-7
Matrix: Solid
Lab File ID: X241828445.d
Analysis Method: 8270D
Date Collected: 07/29/2022 12:00
Extract. Method: 3550C
Date Extracted: 08/01/2022 08:48
Sample wt/vol: 30.39(g)
Date Analyzed: 08/04/2022 00:57
Con. Extract Vol.: 1(mL)
Dilution Factor: 1
Injection Volume: 1(uL)
GC Column: RXI-5Sil MS ID: 0.25(mm)
% Moisture: 16.2 % Solids: 83.8
GPC Cleanup:(Y/N) N
Cleanup Factor:
Level: (low/med) Low
Analysis Batch No.: 636045
Units: ug/Kg

CAS NO.	COMPOUND NAME	RESULT	Q	RL	MDL
129-00-0	Pyrene	200	U	200	24

CAS NO.	SURROGATE	%REC	Q	LIMITS
118-79-6	2,4,6-Tribromophenol (Surr)	81		54-120
321-60-8	2-Fluorobiphenyl (Surr)	89		60-120
367-12-4	2-Fluorophenol (Surr)	84		52-120
4165-60-0	Nitrobenzene-d5 (Surr)	84		53-120
4165-62-2	Phenol-d5 (Surr)	90		54-120
1718-51-0	p-Terphenyl-d14 (Surr)	95		79-130

Method 8081B

Organochlorine Pesticides (GC) by Method 8081B

FORM I
PESTICIDES ORGANICS ANALYSIS DATA SHEET

Lab Name: Eurofins Buffalo
Job No.: 480-200221-1
SDG No.:
Client Sample ID: B3-A
Lab Sample ID: 480-200221-1
Matrix: Solid
Lab File ID: 25_60-304.D
Analysis Method: 8081B
Date Collected: 07/29/2022 09:00
Extraction Method: 3550C
Date Extracted: 08/01/2022 15:30
Sample wt/vol: 30.54(g)
Date Analyzed: 08/02/2022 14:19
Con. Extract Vol.: 10(mL)
Dilution Factor: 1
Injection Volume: 1(uL)
GC Column: RTX-CLPI ID: 0.53(mm)
% Moisture: 23.9 % Solids: 76.1
GPC Cleanup:(Y/N) N
Cleanup Factor:
Analysis Batch No.: 635785
Units: ug/Kg

CAS NO.	COMPOUND NAME	RESULT	Q	RL	MDL
72-54-8	4,4'-DDD	2.2	U	2.2	0.42
72-55-9	4,4'-DDE	2.2	U	2.2	0.45
50-29-3	4,4'-DDT	2.2	U	2.2	0.50
309-00-2	Aldrin	2.2	U	2.2	0.53
319-84-6	alpha-BHC	2.2	U	2.2	0.39
319-85-7	beta-BHC	2.2	U	2.2	0.39
5103-71-9	cis-Chlordane	2.2	U	2.2	1.1
319-86-8	delta-BHC	2.2	U	2.2	0.40
60-57-1	Dieldrin	2.2	U	2.2	0.52
959-98-8	Endosulfan I	2.2	U	2.2	0.41
33213-65-9	Endosulfan II	2.2	U	2.2	0.39
1031-07-8	Endosulfan sulfate	2.2	U	2.2	0.40
72-20-8	Endrin	2.2	U	2.2	0.43
7421-93-4	Endrin aldehyde	2.2 UJ ~~0.73~~	J B	2.2	0.55
53494-70-5	Endrin ketone	2.2	U	2.2	0.53
58-89-9	gamma-BHC (Lindane)	2.2	U	2.2	0.39
76-44-8	Heptachlor	2.2	U	2.2	0.47
1024-57-3	Heptachlor epoxide	2.2	U	2.2	0.55
72-43-5	Methoxychlor	2.2	U	2.2	0.44
8001-35-2	Toxaphene	22	U	22	13
5103-74-2	trans-Chlordane	2.2	U	2.2	0.68

CAS NO.	SURROGATE	%REC	Q	LIMITS
2051-24-3	DCB Decachlorobiphenyl	99		45-120
877-09-8	Tetrachloro-m-xylene	108		30-124

MKP 8/25/2022

FORM I
PESTICIDES ORGANICS ANALYSIS DATA SHEET

Lab Name: Eurofins Buffalo
Job No.: 480-200221-1
SDG No.:
Client Sample ID: B13-A
Lab Sample ID: 480-200221-2
Matrix: Solid
Lab File ID: 25_60-305.D
Analysis Method: 8081B
Date Collected: 07/29/2022 09:30
Extraction Method: 3550C
Date Extracted: 08/01/2022 15:30
Sample wt/vol: 30.11(g)
Date Analyzed: 08/02/2022 14:39
Con. Extract Vol.: 10(mL)
Dilution Factor: 1
Injection Volume: 1(uL)
GC Column: RTX-CLPI ID: 0.53(mm)
% Moisture: 21.0 % Solids: 79.0
GPC Cleanup:(Y/N) N
Cleanup Factor:
Analysis Batch No.: 635785
Units: ug/Kg

CAS NO.	COMPOUND NAME	RESULT	Q	RL	MDL
72-54-8	4,4'-DDD	2.1	U	2.1	0.41
72-55-9	4,4'-DDE	2.1	U	2.1	0.44
50-29-3	4,4'-DDT	2.1	U	2.1	0.49
309-00-2	Aldrin	2.1	U	2.1	0.52
319-84-6	alpha-BHC	2.1	U	2.1	0.38
319-85-7	beta-BHC	2.1	U	2.1	0.38
5103-71-9	cis-Chlordane	2.1	U	2.1	1.0
319-86-8	delta-BHC	2.1	U	2.1	0.39
60-57-1	Dieldrin	2.1	U	2.1	0.50
959-98-8	Endosulfan I	2.1	U	2.1	0.40
33213-65-9	Endosulfan II	2.1	U	2.1	0.38
1031-07-8	Endosulfan sulfate	2.1	U	2.1	0.39
72-20-8	Endrin	2.1	U	2.1	0.42
7421-93-4	Endrin aldehyde	2.1 UJ ~~0.72~~	J B	2.1	0.54
53494-70-5	Endrin ketone	2.1	U	2.1	0.52
58-89-9	gamma-BHC (Lindane)	2.1	U	2.1	0.39
76-44-8	Heptachlor	2.1	U	2.1	0.46
1024-57-3	Heptachlor epoxide	2.1	U	2.1	0.54
72-43-5	Methoxychlor	2.1	U	2.1	0.43
8001-35-2	Toxaphene	21	U	21	12
5103-74-2	trans-Chlordane	2.1	U	2.1	0.67

CAS NO.	SURROGATE	%REC	Q	LIMITS
2051-24-3	DCB Decachlorobiphenyl	101		45-120
877-09-8	Tetrachloro-m-xylene	102		30-124

MKP 8/25/2022

FORM I
PESTICIDES ORGANICS ANALYSIS DATA SHEET

Lab Name: Eurofins Buffalo
Job No.: 480-200221-1
SDG No.:
Client Sample ID: B14-A
Lab Sample ID: 480-200221-3
Matrix: Solid
Lab File ID: 25_60-306.D
Analysis Method: 8081B
Date Collected: 07/29/2022 10:00
Extraction Method: 3550C
Date Extracted: 08/01/2022 15:30
Sample wt/vol: 30.36(g)
Date Analyzed: 08/02/2022 14:58
Con. Extract Vol.: 10(mL)
Dilution Factor: 1
Injection Volume: 1(uL)
GC Column: RTX-CLPI ID: 0.53(mm)
% Moisture: 20.9 % Solids: 79.1
GPC Cleanup:(Y/N) N
Cleanup Factor:
Analysis Batch No.: 635785
Units: ug/Kg

CAS NO.	COMPOUND NAME	RESULT	Q	RL	MDL	
72-54-8	4,4'-DDD	2.1	U	2.1	0.40	
72-55-9	4,4'-DDE	2.1	U	2.1	0.44	
50-29-3	4,4'-DDT	2.1	U	2.1	0.49	
309-00-2	Aldrin	2.1	U	2.1	0.51	
319-84-6	alpha-BHC	2.1	U	2.1	0.37	
319-85-7	beta-BHC	2.1	U	2.1	0.37	
5103-71-9	cis-Chlordane	2.1	U	2.1	1.0	
319-86-8	delta-BHC	2.1	U	2.1	0.39	
60-57-1	Dieldrin	2.1	U	2.1	0.50	
959-98-8	Endosulfan I	2.1	U	2.1	0.40	
33213-65-9	Endosulfan II	2.1	U	2.1	0.37	
1031-07-8	Endosulfan sulfate	2.1	U	2.1	0.39	
72-20-8	Endrin	0.45	J	2.1	0.41	J
7421-93-4	Endrin aldehyde	2.1	U	2.1	0.53	
53494-70-5	Endrin ketone	2.1	U	2.1	0.51	
58-89-9	gamma-BHC (Lindane)	2.1	U	2.1	0.38	
76-44-8	Heptachlor	2.1	U	2.1	0.45	
1024-57-3	Heptachlor epoxide	2.1	U	2.1	0.54	
72-43-5	Methoxychlor	2.1	U	2.1	0.42	
8001-35-2	Toxaphene	21	U	21	12	
5103-74-2	trans-Chlordane	2.1	U	2.1	0.66	

CAS NO.	SURROGATE	%REC	Q	LIMITS
2051-24-3	DCB Decachlorobiphenyl	94		45-120
877-09-8	Tetrachloro-m-xylene	98		30-124

MKP 8/25/2022

FORM I
PESTICIDES ORGANICS ANALYSIS DATA SHEET

Lab Name: Eurofins Buffalo
Job No.: 480-200221-1
SDG No.:
Client Sample ID: B15-A
Lab Sample ID: 480-200221-4
Matrix: Solid
Lab File ID: 25_60-307.D
Analysis Method: 8081B
Date Collected: 07/29/2022 10:30
Extraction Method: 3550C
Date Extracted: 08/01/2022 15:30
Sample wt/vol: 30.74(g)
Date Analyzed: 08/02/2022 15:18
Con. Extract Vol.: 10(mL)
Dilution Factor: 1
Injection Volume: 1(uL)
GC Column: RTX-CLPI ID: 0.53(mm)
% Moisture: 22.5 % Solids: 77.5
GPC Cleanup:(Y/N) N
Cleanup Factor:
Analysis Batch No.: 635785
Units: ug/Kg

CAS NO.	COMPOUND NAME	RESULT	Q	RL	MDL
72-54-8	4,4'-DDD	2.1	U	2.1	0.41
72-55-9	4,4'-DDE	2.1	U	2.1	0.44
50-29-3	4,4'-DDT	2.1	U	2.1	0.49
309-00-2	Aldrin	2.1	U	2.1	0.52
319-84-6	alpha-BHC	2.1	U	2.1	0.38
319-85-7	beta-BHC	2.1	U	2.1	0.38
5103-71-9	cis-Chlordane	2.1	U	2.1	1.0
319-86-8	delta-BHC	2.1	U	2.1	0.39
60-57-1	Dieldrin	2.1	U	2.1	0.50
959-98-8	Endosulfan I	2.1	U	2.1	0.40
33213-65-9	Endosulfan II	2.1	U	2.1	0.38
1031-07-8	Endosulfan sulfate	2.1	U	2.1	0.39
72-20-8	Endrin	2.1	U	2.1	0.42
7421-93-4	Endrin aldehyde	2.1	U	2.1	0.54
53494-70-5	Endrin ketone	2.1	U	2.1	0.52
58-89-9	gamma-BHC (Lindane)	2.1	U	2.1	0.39
76-44-8	Heptachlor	2.1	U	2.1	0.45
1024-57-3	Heptachlor epoxide	2.1	U	2.1	0.54
72-43-5	Methoxychlor	2.1	U	2.1	0.43
8001-35-2	Toxaphene	21	U	21	12
5103-74-2	trans-Chlordane	2.1	U	2.1	0.67

CAS NO.	SURROGATE	%REC	Q	LIMITS
2051-24-3	DCB Decachlorobiphenyl	105		45-120
877-09-8	Tetrachloro-m-xylene	101		30-124

FORM I
PESTICIDES ORGANICS ANALYSIS DATA SHEET

Lab Name: Eurofins Buffalo
Job No.: 480-200221-1
SDG No.:
Client Sample ID: B30-A
Lab Sample ID: 480-200221-5
Matrix: Solid
Lab File ID: 25_60-308.D
Analysis Method: 8081B
Date Collected: 07/29/2022 11:00
Extraction Method: 3550C
Date Extracted: 08/01/2022 15:30
Sample wt/vol: 30.39(g)
Date Analyzed: 08/02/2022 15:38
Con. Extract Vol.: 10(mL)
Dilution Factor: 1
Injection Volume: 1(uL)
GC Column: RTX-CLPI ID: 0.53(mm)
% Moisture: 17.6 % Solids: 82.4
GPC Cleanup:(Y/N) N
Cleanup Factor:
Analysis Batch No.: 635785
Units: ug/Kg

CAS NO.	COMPOUND NAME	RESULT	Q	RL	MDL
72-54-8	4,4'-DDD	2.0	U	2.0	0.39
72-55-9	4,4'-DDE	2.0	U	2.0	0.42
50-29-3	4,4'-DDT	2.0	U	2.0	0.47
309-00-2	Aldrin	2.0	U	2.0	0.49
319-84-6	alpha-BHC	2.0	U	2.0	0.36
319-85-7	beta-BHC	2.0	U	2.0	0.36
5103-71-9	cis-Chlordane	2.0	U	2.0	0.99
319-86-8	delta-BHC	2.0	U	2.0	0.37
60-57-1	Dieldrin	2.0	U	2.0	0.48
959-98-8	Endosulfan I	2.0	U	2.0	0.38
33213-65-9	Endosulfan II	2.0	U	2.0	0.36
1031-07-8	Endosulfan sulfate	2.0	U	2.0	0.37
72-20-8	Endrin	2.0	U	2.0	0.40
7421-93-4	Endrin aldehyde	2.0	U	2.0	0.51
53494-70-5	Endrin ketone	2.0	U	2.0	0.49
58-89-9	gamma-BHC (Lindane)	2.0	U	2.0	0.37
76-44-8	Heptachlor	2.0	U	2.0	0.43
1024-57-3	Heptachlor epoxide	2.0	U	2.0	0.51
72-43-5	Methoxychlor	2.0	U	2.0	0.41
8001-35-2	Toxaphene	20	U	20	12
5103-74-2	trans-Chlordane	2.0	U	2.0	0.63

CAS NO.	SURROGATE	%REC	Q	LIMITS
2051-24-3	DCB Decachlorobiphenyl	96		45-120
877-09-8	Tetrachloro-m-xylene	107		30-124

FORM I
PESTICIDES ORGANICS ANALYSIS DATA SHEET

Lab Name: Eurofins Buffalo
Job No.: 480-200221-1
SDG No.:
Client Sample ID: B40-A
Lab Sample ID: 480-200221-6
Matrix: Solid
Lab File ID: 25_60-325.D
Analysis Method: 8081B
Date Collected: 07/29/2022 11:30
Extraction Method: 3550C
Date Extracted: 08/01/2022 15:30
Sample wt/vol: 30.26(g)
Date Analyzed: 08/03/2022 10:43
Con. Extract Vol.: 10(mL)
Dilution Factor: 1
Injection Volume: 1(uL)
GC Column: RTX-CLPI ID: 0.53(mm)
% Moisture: 17.3 % Solids: 82.7
GPC Cleanup:(Y/N) N
Cleanup Factor:
Analysis Batch No.: 635954
Units: ug/Kg

CAS NO.	COMPOUND NAME	RESULT	Q	RL	MDL
72-54-8	4,4'-DDD	2.0	U	2.0	0.39
72-55-9	4,4'-DDE	2.0	U	2.0	0.42
50-29-3	4,4'-DDT	2.0	U	2.0	0.47
309-00-2	Aldrin	2.0	U	2.0	0.49
319-84-6	alpha-BHC	2.0	U	2.0	0.36
319-85-7	beta-BHC	2.0	U	2.0	0.36
5103-71-9	cis-Chlordane	2.0	U	2.0	0.99
319-86-8	delta-BHC	2.0	U	2.0	0.37
60-57-1	Dieldrin	2.0	U	2.0	0.48
959-98-8	Endosulfan I	2.0	U	2.0	0.38
33213-65-9	Endosulfan II	2.0	U	2.0	0.36
1031-07-8	Endosulfan sulfate	2.0	U	2.0	0.37
72-20-8	Endrin	2.0	U	2.0	0.40
7421-93-4	Endrin aldehyde	2.0 UJ ~~1.0~~	J B	2.0	0.51
53494-70-5	Endrin ketone	2.0	U	2.0	0.49
58-89-9	gamma-BHC (Lindane)	2.0	U	2.0	0.37
76-44-8	Heptachlor	2.0	U	2.0	0.43
1024-57-3	Heptachlor epoxide	2.0	U	2.0	0.52
72-43-5	Methoxychlor	2.0	U	2.0	0.41
8001-35-2	Toxaphene	20	U	20	12
5103-74-2	trans-Chlordane	2.0	U	2.0	0.64

CAS NO.	SURROGATE	%REC	Q	LIMITS
2051-24-3	DCB Decachlorobiphenyl	97		45-120
877-09-8	Tetrachloro-m-xylene	92		30-124

MKP 8/25/2022

FORM I
PESTICIDES ORGANICS ANALYSIS DATA SHEET

Lab Name: Eurofins Buffalo
Job No.: 480-200221-1
SDG No.:
Client Sample ID: B41-A
Lab Sample ID: 480-200221-7
Matrix: Solid
Lab File ID: 25_60-326.D
Analysis Method: 8081B
Date Collected: 07/29/2022 12:00
Extraction Method: 3550C
Date Extracted: 08/01/2022 15:30
Sample wt/vol: 30.83(g)
Date Analyzed: 08/03/2022 11:03
Con. Extract Vol.: 10(mL)
Dilution Factor: 1
Injection Volume: 1(uL)
GC Column: RTX-CLPI ID: 0.53(mm)
% Moisture: 16.2 % Solids: 83.8
GPC Cleanup:(Y/N) N
Cleanup Factor:
Analysis Batch No.: 635954
Units: ug/Kg

CAS NO.	COMPOUND NAME	RESULT	Q	RL	MDL
72-54-8	4,4'-DDD	1.9	U	1.9	0.38
72-55-9	4,4'-DDE	1.9	U	1.9	0.41
50-29-3	4,4'-DDT	1.9	U	1.9	0.45
309-00-2	Aldrin	1.9	U	1.9	0.48
319-84-6	alpha-BHC	1.9	U	1.9	0.35
319-85-7	beta-BHC	1.9	U	1.9	0.35
5103-71-9	cis-Chlordane	1.9	U	1.9	0.96
319-86-8	delta-BHC	1.9	U	1.9	0.36
60-57-1	Dieldrin	1.9	U	1.9	0.46
959-98-8	Endosulfan I	1.9	U	1.9	0.37
33213-65-9	Endosulfan II	1.9	U	1.9	0.35
1031-07-8	Endosulfan sulfate	1.9	U	1.9	0.36
72-20-8	Endrin	1.9	U	1.9	0.38
7421-93-4	Endrin aldehyde	1.9	U	1.9	0.49
53494-70-5	Endrin ketone	1.9	U	1.9	0.48
58-89-9	gamma-BHC (Lindane)	1.9	U	1.9	0.36
76-44-8	Heptachlor	1.9	U	1.9	0.42
1024-57-3	Heptachlor epoxide	1.9	U	1.9	0.50
72-43-5	Methoxychlor	1.9	U	1.9	0.39
8001-35-2	Toxaphene	19	U	19	11
5103-74-2	trans-Chlordane	1.9	U	1.9	0.62

CAS NO.	SURROGATE	%REC	Q	LIMITS
2051-24-3	DCB Decachlorobiphenyl	88		45-120
877-09-8	Tetrachloro-m-xylene	75		30-124

Method 8082A

Polychlorinated Biphenyls (PCBs) (GC) by Method 8082A

No data validation quailifers were added

MKP 8/25/2022

FORM I
PCBS ORGANICS ANALYSIS DATA SHEET

Lab Name: Eurofins Buffalo
Job No.: 480-200221-1
SDG No.:
Client Sample ID: B3-A
Lab Sample ID: 480-200221-1
Matrix: Solid
Lab File ID: 7_124-318.D
Analysis Method: 8082A
Date Collected: 07/29/2022 09:00
Extraction Method: 3550C
Date Extracted: 08/01/2022 15:39
Sample wt/vol: 2.38(g)
Date Analyzed: 08/02/2022 19:53
Con. Extract Vol.: 10(mL)
Dilution Factor: 1
Injection Volume: 1(uL)
GC Column: ZB-5
ID: 0.53(mm)
% Moisture: 23.9
% Solids: 76.1
GPC Cleanup:(Y/N) N
Cleanup Factor:
Analysis Batch No.: 635901
Units: mg/Kg

CAS NO.	COMPOUND NAME	RESULT	Q	RL	MDL
12674-11-2	PCB-1016	0.28	U	0.28	0.054
11104-28-2	PCB-1221	0.28	U	0.28	0.054
11141-16-5	PCB-1232	0.28	U	0.28	0.054
53469-21-9	PCB-1242	0.28	U	0.28	0.054
12672-29-6	PCB-1248	0.28	U	0.28	0.054
11097-69-1	PCB-1254	0.28	U	0.28	0.13
11096-82-5	PCB-1260	0.28	U	0.28	0.13

CAS NO.	SURROGATE	%REC	Q	LIMITS
2051-24-3	DCB Decachlorobiphenyl	98		65-174
877-09-8	Tetrachloro-m-xylene	106		60-154

FORM I
PCBS ORGANICS ANALYSIS DATA SHEET

Lab Name: Eurofins Buffalo
Job No.: 480-200221-1
SDG No.:
Client Sample ID: B13-A
Lab Sample ID: 480-200221-2
Matrix: Solid
Lab File ID: 7_124-319.D
Analysis Method: 8082A
Date Collected: 07/29/2022 09:30
Extraction Method: 3550C
Date Extracted: 08/01/2022 15:39
Sample wt/vol: 2.90(g)
Date Analyzed: 08/02/2022 20:07
Con. Extract Vol.: 10(mL)
Dilution Factor: 1
Injection Volume: 1(uL)
GC Column: ZB-5 ID: 0.53(mm)
% Moisture: 21.0 % Solids: 79.0
GPC Cleanup:(Y/N) N
Cleanup Factor:
Analysis Batch No.: 635901
Units: mg/Kg

CAS NO.	COMPOUND NAME	RESULT	Q	RL	MDL
12674-11-2	PCB-1016	0.22	U	0.22	0.043
11104-28-2	PCB-1221	0.22	U	0.22	0.043
11141-16-5	PCB-1232	0.22	U	0.22	0.043
53469-21-9	PCB-1242	0.22	U	0.22	0.043
12672-29-6	PCB-1248	0.22	U	0.22	0.043
11097-69-1	PCB-1254	0.22	U	0.22	0.10
11096-82-5	PCB-1260	0.22	U	0.22	0.10

CAS NO.	SURROGATE	%REC	Q	LIMITS
2051-24-3	DCB Decachlorobiphenyl	106		65-174
877-09-8	Tetrachloro-m-xylene	114		60-154

FORM I
PCBS ORGANICS ANALYSIS DATA SHEET

Lab Name: Eurofins Buffalo
Job No.: 480-200221-1
SDG No.:
Client Sample ID: B14-A
Lab Sample ID: 480-200221-3
Matrix: Solid
Lab File ID: 7_124-320.D
Analysis Method: 8082A
Date Collected: 07/29/2022 10:00
Extraction Method: 3550C
Date Extracted: 08/01/2022 15:39
Sample wt/vol: 2.76(g)
Date Analyzed: 08/02/2022 20:20
Con. Extract Vol.: 10(mL)
Dilution Factor: 1
Injection Volume: 1(uL)
GC Column: ZB-5 ID: 0.53(mm)
% Moisture: 20.9 % Solids: 79.1
GPC Cleanup:(Y/N) N
Cleanup Factor:
Analysis Batch No.: 635901
Units: mg/Kg

CAS NO.	COMPOUND NAME	RESULT	Q	RL	MDL
12674-11-2	PCB-1016	0.23	U	0.23	0.045
11104-28-2	PCB-1221	0.23	U	0.23	0.045
11141-16-5	PCB-1232	0.23	U	0.23	0.045
53469-21-9	PCB-1242	0.23	U	0.23	0.045
12672-29-6	PCB-1248	0.23	U	0.23	0.045
11097-69-1	PCB-1254	0.23	U	0.23	0.11
11096-82-5	PCB-1260	0.23	U	0.23	0.11

CAS NO.	SURROGATE	%REC	Q	LIMITS
2051-24-3	DCB Decachlorobiphenyl	97		65-174
877-09-8	Tetrachloro-m-xylene	102		60-154

FORM I
PCBS ORGANICS ANALYSIS DATA SHEET

Lab Name: Eurofins Buffalo
Job No.: 480-200221-1
SDG No.:
Client Sample ID: B15-A
Lab Sample ID: 480-200221-4
Matrix: Solid
Lab File ID: 7_124-321.D
Analysis Method: 8082A
Date Collected: 07/29/2022 10:30
Extraction Method: 3550C
Date Extracted: 08/01/2022 15:39
Sample wt/vol: 2.21(g)
Date Analyzed: 08/02/2022 20:33
Con. Extract Vol.: 10(mL)
Dilution Factor: 1
Injection Volume: 1(uL)
GC Column: ZB-5 ID: 0.53(mm)
% Moisture: 22.5 % Solids: 77.5
GPC Cleanup:(Y/N) N
Cleanup Factor:
Analysis Batch No.: 635901
Units: mg/Kg

CAS NO.	COMPOUND NAME	RESULT	Q	RL	MDL
12674-11-2	PCB-1016	0.29	U	0.29	0.057
11104-28-2	PCB-1221	0.29	U	0.29	0.057
11141-16-5	PCB-1232	0.29	U	0.29	0.057
53469-21-9	PCB-1242	0.29	U	0.29	0.057
12672-29-6	PCB-1248	0.29	U	0.29	0.057
11097-69-1	PCB-1254	0.29	U	0.29	0.14
11096-82-5	PCB-1260	0.29	U	0.29	0.14

CAS NO.	SURROGATE	%REC	Q	LIMITS
2051-24-3	DCB Decachlorobiphenyl	106		65-174
877-09-8	Tetrachloro-m-xylene	111		60-154

FORM I
PCBS ORGANICS ANALYSIS DATA SHEET

Lab Name: Eurofins Buffalo
Job No.: 480-200221-1
SDG No.:
Client Sample ID: B30-A
Lab Sample ID: 480-200221-5
Matrix: Solid
Lab File ID: 7_124-324.D
Analysis Method: 8082A
Date Collected: 07/29/2022 11:00
Extraction Method: 3550C
Date Extracted: 08/01/2022 15:39
Sample wt/vol: 2.17(g)
Date Analyzed: 08/02/2022 21:14
Con. Extract Vol.: 10(mL)
Dilution Factor: 1
Injection Volume: 1(uL)
GC Column: ZB-5 ID: 0.53(mm)
% Moisture: 17.6 % Solids: 82.4
GPC Cleanup:(Y/N) N
Cleanup Factor:
Analysis Batch No.: 635901
Units: mg/Kg

CAS NO.	COMPOUND NAME	RESULT	Q	RL	MDL
12674-11-2	PCB-1016	0.28	U	0.28	0.055
11104-28-2	PCB-1221	0.28	U	0.28	0.055
11141-16-5	PCB-1232	0.28	U	0.28	0.055
53469-21-9	PCB-1242	0.28	U	0.28	0.055
12672-29-6	PCB-1248	0.28	U	0.28	0.055
11097-69-1	PCB-1254	0.28	U	0.28	0.13
11096-82-5	PCB-1260	0.28	U	0.28	0.13

CAS NO.	SURROGATE	%REC	Q	LIMITS
2051-24-3	DCB Decachlorobiphenyl	107		65-174
877-09-8	Tetrachloro-m-xylene	105		60-154

FORM I
PCBS ORGANICS ANALYSIS DATA SHEET

Lab Name: Eurofins Buffalo
Job No.: 480-200221-1
SDG No.:
Client Sample ID: B40-A
Lab Sample ID: 480-200221-6
Matrix: Solid
Lab File ID: 7_124-325.D
Analysis Method: 8082A
Date Collected: 07/29/2022 11:30
Extraction Method: 3550C
Date Extracted: 08/01/2022 15:39
Sample wt/vol: 2.47(g)
Date Analyzed: 08/02/2022 21:27
Con. Extract Vol.: 10(mL)
Dilution Factor: 1
Injection Volume: 1(uL)
GC Column: ZB-5 ID: 0.53(mm)
% Moisture: 17.3 % Solids: 82.7
GPC Cleanup:(Y/N) N
Cleanup Factor:
Analysis Batch No.: 635901
Units: mg/Kg

CAS NO.	COMPOUND NAME	RESULT	Q	RL	MDL
12674-11-2	PCB-1016	0.24	U	0.24	0.048
11104-28-2	PCB-1221	0.24	U	0.24	0.048
11141-16-5	PCB-1232	0.24	U	0.24	0.048
53469-21-9	PCB-1242	0.24	U	0.24	0.048
12672-29-6	PCB-1248	0.24	U	0.24	0.048
11097-69-1	PCB-1254	0.24	U	0.24	0.11
11096-82-5	PCB-1260	0.24	U	0.24	0.11

CAS NO.	SURROGATE	%REC	Q	LIMITS
2051-24-3	DCB Decachlorobiphenyl	105		65-174
877-09-8	Tetrachloro-m-xylene	109		60-154

FORM I
PCBS ORGANICS ANALYSIS DATA SHEET

Lab Name: Eurofins Buffalo
Job No.: 480-200221-1
SDG No.:
Client Sample ID: B41-A
Lab Sample ID: 480-200221-7
Matrix: Solid
Lab File ID: 7_124-326.D
Analysis Method: 8082A
Date Collected: 07/29/2022 12:00
Extraction Method: 3550C
Date Extracted: 08/01/2022 15:39
Sample wt/vol: 2.50(g)
Date Analyzed: 08/02/2022 21:40
Con. Extract Vol.: 10(mL)
Dilution Factor: 1
Injection Volume: 1(uL)
GC Column: ZB-5 ID: 0.53(mm)
% Moisture: 16.2 % Solids: 83.8
GPC Cleanup:(Y/N) N
Cleanup Factor:
Analysis Batch No.: 635901
Units: mg/Kg

CAS NO.	COMPOUND NAME	RESULT	Q	RL	MDL
12674-11-2	PCB-1016	0.24	U	0.24	0.047
11104-28-2	PCB-1221	0.24	U	0.24	0.047
11141-16-5	PCB-1232	0.24	U	0.24	0.047
53469-21-9	PCB-1242	0.24	U	0.24	0.047
12672-29-6	PCB-1248	0.24	U	0.24	0.047
11097-69-1	PCB-1254	0.24	U	0.24	0.11
11096-82-5	PCB-1260	0.24	U	0.24	0.11

CAS NO.	SURROGATE	%REC	Q	LIMITS
2051-24-3	DCB Decachlorobiphenyl	102		65-174
877-09-8	Tetrachloro-m-xylene	105		60-154

METALS

COVER PAGE
METALS

Lab Name: Eurofins Buffalo Job Number: 480-200221-1

SDG No.:

Project: 1100 Michigan Ave

Client Sample ID	Lab Sample ID
B3-A	480-200221-1
B13-A	480-200221-2
B14-A	480-200221-3
B15-A	480-200221-4
B30-A	480-200221-5
B40-A	480-200221-6
B41-A	480-200221-7

Comments:

1A-IN
INORGANIC ANALYSIS DATA SHEET
METALS

Client Sample ID: B3-A
Lab Sample ID: 480-200221-1
Lab Name: Eurofins Buffalo
Job No.: 480-200221-1
SDG ID.:
Matrix: Solid
Date Sampled: 07/29/2022 09:00
Reporting Basis: DRY
Date Received: 07/29/2022 13:45
% Solids: 76.1

CAS No.	Analyte	Result	RL	MDL	Units	C	Q	DIL	Method
7429-90-5	Aluminum	24900	13.7	6.0	mg/Kg			1	6010C
7440-36-0	Antimony	1.0	20.6	0.55	mg/Kg	J		1	6010C
7440-38-2	Arsenic	5.9	2.7	0.55	mg/Kg			1	6010C
7440-39-3	Barium	156	0.69	0.15	mg/Kg			1	6010C
7440-41-7	Beryllium	1.1	0.27	0.038	mg/Kg			1	6010C
7440-43-9	Cadmium	0.27	0.27	0.041	mg/Kg	U		1	6010C
7440-70-2	Calcium	38100	68.7	4.5	mg/Kg			1	6010C
7440-47-3	Chromium	30.8	0.69	0.27	mg/Kg			1	6010C
7440-48-4	Cobalt	13.8	0.69	0.069	mg/Kg			1	6010C
7440-50-8	Copper	21.0	1.4	0.29	mg/Kg			1	6010C
7439-89-6	Iron	26900	13.7	4.8	mg/Kg			1	6010C
7439-92-1	Lead	13.6	1.4	0.33	mg/Kg			1	6010C
7439-95-4	Magnesium	17000	27.5	1.3	mg/Kg		B	1	6010C
7439-96-5	Manganese	693	0.27	0.044	mg/Kg		B	1	6010C
7440-02-0	Nickel	33.0	6.9	0.32	mg/Kg			1	6010C
7440-09-7	Potassium	8890	41.2	27.5	mg/Kg		^+	1	6010C
7782-49-2	Selenium	5.5	5.5	0.55	mg/Kg	U		1	6010C
7440-22-4	Silver	0.82	0.82	0.27	mg/Kg	U		1	6010C
7440-23-5	Sodium	534	192	17.9	mg/Kg			1	6010C
7440-28-0	Thallium	8.2	8.2	0.41	mg/Kg	U		1	6010C
7440-62-2	Vanadium	49.2	0.69	0.15	mg/Kg			1	6010C
7440-66-6	Zinc	73.6	2.7	0.88	mg/Kg			1	6010C
7439-97-6	Mercury	0.015	0.027	0.0062	mg/Kg	J		1	7471B

1A-IN
INORGANIC ANALYSIS DATA SHEET
METALS

Client Sample ID: B13-A
Lab Sample ID: 480-200221-2
Lab Name: Eurofins Buffalo
Job No.: 480-200221-1
SDG ID.:
Matrix: Solid
Date Sampled: 07/29/2022 09:30
Reporting Basis: DRY
Date Received: 07/29/2022 13:45
% Solids: 79.0

CAS No.	Analyte	Result	RL	MDL	Units	C	Q	DIL	Method
7429-90-5	Aluminum	4700	13.3	5.8	mg/Kg			1	6010C
7440-36-0	Antimony	19.9	19.9	0.53	mg/Kg	U		1	6010C
7440-38-2	Arsenic	3.2	2.7	0.53	mg/Kg			1	6010C
7440-39-3	Barium	24.3	0.66	0.15	mg/Kg			1	6010C
7440-41-7	Beryllium	0.22	0.27	0.037	mg/Kg	J		1	6010C
7440-43-9	Cadmium	0.070	0.27	0.040	mg/Kg	J		1	6010C
7440-70-2	Calcium	39500	66.3	4.4	mg/Kg			1	6010C
7440-47-3	Chromium	7.0	0.66	0.27	mg/Kg			1	6010C
7440-48-4	Cobalt	2.7	0.66	0.066	mg/Kg			1	6010C
7440-50-8	Copper	5.6	1.3	0.28	mg/Kg			1	6010C
7439-89-6	Iron	8230	13.3	4.6	mg/Kg			1	6010C
7439-92-1	Lead	7.7	1.3	0.32	mg/Kg			1	6010C
7439-95-4	Magnesium	23300	26.5	1.2	mg/Kg		B	1	6010C
7439-96-5	Manganese	281	0.27	0.042	mg/Kg		B	1	6010C
7440-02-0	Nickel	5.6	6.6	0.30	mg/Kg	J		1	6010C
7440-09-7	Potassium	1590	39.8	26.5	mg/Kg		^+	1	6010C
7782-49-2	Selenium	5.3	5.3	0.53	mg/Kg	U		1	6010C
7440-22-4	Silver	0.80	0.80	0.27	mg/Kg	U		1	6010C
7440-23-5	Sodium	331	186	17.2	mg/Kg			1	6010C
7440-28-0	Thallium	8.0	8.0	0.40	mg/Kg	U		1	6010C
7440-62-2	Vanadium	14.5	0.66	0.15	mg/Kg			1	6010C
7440-66-6	Zinc	32.6	2.7	0.85	mg/Kg			1	6010C
7439-97-6	Mercury	0.023	0.023	0.0053	mg/Kg	U		1	7471B

1A-IN
INORGANIC ANALYSIS DATA SHEET
METALS

Client Sample ID: B14-A
Lab Sample ID: 480-200221-3
Lab Name: Eurofins Buffalo
Job No.: 480-200221-1
SDG ID.:
Matrix: Solid
Date Sampled: 07/29/2022 10:00
Reporting Basis: DRY
Date Received: 07/29/2022 13:45
% Solids: 79.1

CAS No.	Analyte	Result	RL	MDL	Units	C	Q	DIL	Method
7429-90-5	Aluminum	11100	12.8	5.6	mg/Kg			1	6010C
7440-36-0	Antimony	0.55	19.2	0.51	mg/Kg	J		1	6010C
7440-38-2	Arsenic	4.1	2.6	0.51	mg/Kg			1	6010C
7440-39-3	Barium	62.8	0.64	0.14	mg/Kg			1	6010C
7440-41-7	Beryllium	0.48	0.26	0.036	mg/Kg			1	6010C
7440-43-9	Cadmium	0.10	0.26	0.038	mg/Kg	J		1	6010C
7440-70-2	Calcium	46100	64.0	4.2	mg/Kg			1	6010C
7440-47-3	Chromium	15.1	0.64	0.26	mg/Kg			1	6010C
7440-48-4	Cobalt	6.6	0.64	0.064	mg/Kg			1	6010C
7440-50-8	Copper	12.4	1.3	0.27	mg/Kg			1	6010C
7439-89-6	Iron	14300	12.8	4.5	mg/Kg			1	6010C
7439-92-1	Lead	10.0	1.3	0.31	mg/Kg			1	6010C
7439-95-4	Magnesium	21900	25.6	1.2	mg/Kg		B	1	6010C
7439-96-5	Manganese	459	0.26	0.041	mg/Kg		B	1	6010C
7440-02-0	Nickel	14.7	6.4	0.29	mg/Kg			1	6010C
7440-09-7	Potassium	3690	38.4	25.6	mg/Kg		^+	1	6010C
7782-49-2	Selenium	5.1	5.1	0.51	mg/Kg	U		1	6010C
7440-22-4	Silver	0.77	0.77	0.26	mg/Kg	U		1	6010C
7440-23-5	Sodium	386	179	16.6	mg/Kg			1	6010C
7440-28-0	Thallium	7.7	7.7	0.38	mg/Kg	U		1	6010C
7440-62-2	Vanadium	24.9	0.64	0.14	mg/Kg			1	6010C
7440-66-6	Zinc	70.5	2.6	0.82	mg/Kg			1	6010C
7439-97-6	Mercury	0.0092	0.024	0.0056	mg/Kg	J		1	7471B

1A-IN
INORGANIC ANALYSIS DATA SHEET
METALS

Client Sample ID: B15-A
Lab Sample ID: 480-200221-4
Lab Name: Eurofins Buffalo
Job No.: 480-200221-1
SDG ID.:
Matrix: Solid
Date Sampled: 07/29/2022 10:30
Reporting Basis: DRY
Date Received: 07/29/2022 13:45
% Solids: 77.5

CAS No.	Analyte	Result	RL	MDL	Units	C	Q	DIL	Method
7429-90-5	Aluminum	6950	13.1	5.8	mg/Kg			1	6010C
7440-36-0	Antimony	19.6	19.6	0.52	mg/Kg	U		1	6010C
7440-38-2	Arsenic	3.7	2.6	0.52	mg/Kg			1	6010C
7440-39-3	Barium	38.9	0.65	0.14	mg/Kg			1	6010C
7440-41-7	Beryllium	0.33	0.26	0.037	mg/Kg			1	6010C
7440-43-9	Cadmium	0.11	0.26	0.039	mg/Kg	J		1	6010C
7440-70-2	Calcium	47900	65.5	4.3	mg/Kg			1	6010C
7440-47-3	Chromium	9.8	0.65	0.26	mg/Kg			1	6010C
7440-48-4	Cobalt	4.3	0.65	0.065	mg/Kg			1	6010C
7440-50-8	Copper	9.1	1.3	0.28	mg/Kg			1	6010C
7439-89-6	Iron	10900	13.1	4.6	mg/Kg			1	6010C
7439-92-1	Lead	9.2	1.3	0.31	mg/Kg			1	6010C
7439-95-4	Magnesium	24500	26.2	1.2	mg/Kg		B	1	6010C
7439-96-5	Manganese	381	0.26	0.042	mg/Kg		B	1	6010C
7440-02-0	Nickel	9.1	6.5	0.30	mg/Kg			1	6010C
7440-09-7	Potassium	2340	39.3	26.2	mg/Kg		^+	1	6010C
7782-49-2	Selenium	5.2	5.2	0.52	mg/Kg	U		1	6010C
7440-22-4	Silver	0.79	0.79	0.26	mg/Kg	U		1	6010C
7440-23-5	Sodium	360	183	17.0	mg/Kg			1	6010C
7440-28-0	Thallium	7.9	7.9	0.39	mg/Kg	U		1	6010C
7440-62-2	Vanadium	18.6	0.65	0.14	mg/Kg			1	6010C
7440-66-6	Zinc	47.6	2.6	0.84	mg/Kg			1	6010C
7439-97-6	Mercury	0.0087	0.026	0.0060	mg/Kg	J		1	7471B

1A-IN
INORGANIC ANALYSIS DATA SHEET
METALS

Client Sample ID: B30-A
Lab Sample ID: 480-200221-5
Lab Name: Eurofins Buffalo
Job No.: 480-200221-1
SDG ID.:
Matrix: Solid
Date Sampled: 07/29/2022 11:00
Reporting Basis: DRY
Date Received: 07/29/2022 13:45
% Solids: 82.4

CAS No.	Analyte	Result	RL	MDL	Units	C	Q	DIL	Method	
7429-90-5	Aluminum	16900	11.9	5.3	mg/Kg			1	6010C	J
7440-36-0	Antimony	0.77	17.9	0.48	mg/Kg	J	F1	1	6010C	J-
7440-38-2	Arsenic	5.0	2.4	0.48	mg/Kg			1	6010C	
7440-39-3	Barium	108	0.60	0.13	mg/Kg		F1	1	6010C	J
7440-41-7	Beryllium	0.77	0.24	0.033	mg/Kg			1	6010C	
7440-43-9	Cadmium	0.24	0.24	0.036	mg/Kg	U		1	6010C	
7440-70-2	Calcium	37800	59.7	3.9	mg/Kg			1	6010C	J
7440-47-3	Chromium	21.5	0.60	0.24	mg/Kg			1	6010C	J
7440-48-4	Cobalt	10.5	0.60	0.060	mg/Kg			1	6010C	J
7440-50-8	Copper	17.3	1.2	0.25	mg/Kg			1	6010C	J
7439-89-6	Iron	20600	11.9	4.2	mg/Kg			1	6010C	J
7439-92-1	Lead	13.9	1.2	0.29	mg/Kg			1	6010C	J
7439-95-4	Magnesium	16700	23.9	1.1	mg/Kg		B	1	6010C	J
7439-96-5	Manganese	541	0.24	0.038	mg/Kg		B	1	6010C	J
7440-02-0	Nickel	24.3	6.0	0.27	mg/Kg			1	6010C	J
7440-09-7	Potassium	5860	35.8	23.9	mg/Kg		^+ F1	1	6010C	J+
7782-49-2	Selenium	4.8	4.8	0.48	mg/Kg	U		1	6010C	
7440-22-4	Silver	0.72	0.72	0.24	mg/Kg	U		1	6010C	
7440-23-5	Sodium	427	167	15.5	mg/Kg			1	6010C	J
7440-28-0	Thallium	7.2	7.2	0.36	mg/Kg	U		1	6010C	
7440-62-2	Vanadium	34.7	0.60	0.13	mg/Kg			1	6010C	J
7440-66-6	Zinc	60.4	2.4	0.76	mg/Kg			1	6010C	J
7439-97-6	Mercury	0.013	0.024	0.0055	mg/Kg	J		1	7471B	

MKP 8/25/2022

1A-IN
INORGANIC ANALYSIS DATA SHEET
METALS

Client Sample ID: B40-A
Lab Sample ID: 480-200221-6
Lab Name: Eurofins Buffalo
Job No.: 480-200221-1
SDG ID.:
Matrix: Solid
Date Sampled: 07/29/2022 11:30
Reporting Basis: DRY
Date Received: 07/29/2022 13:45
% Solids: 82.7

CAS No.	Analyte	Result	RL	MDL	Units	C	Q	DIL	Method
7429-90-5	Aluminum	12700	12.8	5.6	mg/Kg			1	6010C
7440-36-0	Antimony	0.54	19.2	0.51	mg/Kg	J		1	6010C
7440-38-2	Arsenic	4.6	2.6	0.51	mg/Kg			1	6010C
7440-39-3	Barium	84.5	0.64	0.14	mg/Kg			1	6010C
7440-41-7	Beryllium	0.60	0.26	0.036	mg/Kg			1	6010C
7440-43-9	Cadmium	0.26	0.26	0.038	mg/Kg	U		1	6010C
7440-70-2	Calcium	35600	64.1	4.2	mg/Kg			1	6010C
7440-47-3	Chromium	17.3	0.64	0.26	mg/Kg			1	6010C
7440-48-4	Cobalt	8.1	0.64	0.064	mg/Kg			1	6010C
7440-50-8	Copper	15.2	1.3	0.27	mg/Kg			1	6010C
7439-89-6	Iron	16900	12.8	4.5	mg/Kg			1	6010C
7439-92-1	Lead	12.2	1.3	0.31	mg/Kg			1	6010C
7439-95-4	Magnesium	17100	25.6	1.2	mg/Kg		B	1	6010C
7439-96-5	Manganese	466	0.26	0.041	mg/Kg		B	1	6010C
7440-02-0	Nickel	19.3	6.4	0.29	mg/Kg			1	6010C
7440-09-7	Potassium	4240	38.5	25.6	mg/Kg		^+	1	6010C
7782-49-2	Selenium	5.1	5.1	0.51	mg/Kg	U		1	6010C
7440-22-4	Silver	0.77	0.77	0.26	mg/Kg	U		1	6010C
7440-23-5	Sodium	339	179	16.7	mg/Kg			1	6010C
7440-28-0	Thallium	7.7	7.7	0.38	mg/Kg	U		1	6010C
7440-62-2	Vanadium	28.1	0.64	0.14	mg/Kg			1	6010C
7440-66-6	Zinc	52.1	2.6	0.82	mg/Kg			1	6010C
7439-97-6	Mercury	0.025	0.024	0.0055	mg/Kg			1	7471B

1A-IN
INORGANIC ANALYSIS DATA SHEET
METALS

Client Sample ID: B41-A
Lab Sample ID: 480-200221-7
Lab Name: Eurofins Buffalo
Job No.: 480-200221-1
SDG ID.:
Matrix: Solid
Date Sampled: 07/29/2022 12:00
Reporting Basis: DRY
Date Received: 07/29/2022 13:45
% Solids: 83.8

CAS No.	Analyte	Result	RL	MDL	Units	C	Q	DIL	Method
7429-90-5	Aluminum	13300	12.4	5.5	mg/Kg			1	6010C
7440-36-0	Antimony	18.6	18.6	0.50	mg/Kg	U		1	6010C
7440-38-2	Arsenic	4.1	2.5	0.50	mg/Kg			1	6010C
7440-39-3	Barium	88.7	0.62	0.14	mg/Kg			1	6010C
7440-41-7	Beryllium	0.64	0.25	0.035	mg/Kg			1	6010C
7440-43-9	Cadmium	0.25	0.25	0.037	mg/Kg	U		1	6010C
7440-70-2	Calcium	32500	62.1	4.1	mg/Kg			1	6010C
7440-47-3	Chromium	17.9	0.62	0.25	mg/Kg			1	6010C
7440-48-4	Cobalt	8.3	0.62	0.062	mg/Kg			1	6010C
7440-50-8	Copper	15.2	1.2	0.26	mg/Kg			1	6010C
7439-89-6	Iron	17800	12.4	4.3	mg/Kg			1	6010C
7439-92-1	Lead	10.6	1.2	0.30	mg/Kg			1	6010C
7439-95-4	Magnesium	15800	24.8	1.2	mg/Kg		B	1	6010C
7439-96-5	Manganese	443	0.25	0.040	mg/Kg		B	1	6010C
7440-02-0	Nickel	20.4	6.2	0.29	mg/Kg			1	6010C
7440-09-7	Potassium	4260	37.2	24.8	mg/Kg		^+	1	6010C
7782-49-2	Selenium	0.74	5.0	0.50	mg/Kg	J		1	6010C
7440-22-4	Silver	0.74	0.74	0.25	mg/Kg	U		1	6010C
7440-23-5	Sodium	358	174	16.1	mg/Kg			1	6010C
7440-28-0	Thallium	7.4	7.4	0.37	mg/Kg	U		1	6010C
7440-62-2	Vanadium	28.1	0.62	0.14	mg/Kg			1	6010C
7440-66-6	Zinc	57.4	2.5	0.79	mg/Kg			1	6010C
7439-97-6	Mercury	0.013	0.024	0.0055	mg/Kg	J		1	7471B

GENERAL CHEMISTRY

No data validation quailifers were added

MKP 8/25/2022

COVER PAGE
GENERAL CHEMISTRY

Lab Name: Eurofins Buffalo Job Number: 480-200221-1

SDG No.:

Project: 1100 Michigan Ave

Client Sample ID	Lab Sample ID
B3-A	480-200221-1
B13-A	480-200221-2
B14-A	480-200221-3
B15-A	480-200221-4
B30-A	480-200221-5
B40-A	480-200221-6
B41-A	480-200221-7

Comments:

General Chemistry Raw Data Report

Job ID: 480-200221-1

Batch: 635764 **Analyst Initials: DSC**

Method: Moisture **Instrument: Balance-7**

Lab Sample ID: 480-200221-A-1 — Analysis Date: Aug 01, 2022 16:50

Analyte	Detector	Dilution	Raw Result	Unit
Percent Moisture	None	1	23.8879736408567	%
Percent Solids	None	1	76.1120263591433	%

Lab Sample ID: 480-200221-A-2 — Analysis Date: Aug 01, 2022 16:50

Analyte	Detector	Dilution	Raw Result	Unit
Percent Moisture	None	1	20.9549071618037	%
Percent Solids	None	1	79.0450928381963	%

Lab Sample ID: 480-200221-A-3 — Analysis Date: Aug 01, 2022 16:50

Analyte	Detector	Dilution	Raw Result	Unit
Percent Moisture	None	1	20.8835341365462	%
Percent Solids	None	1	79.1164658634538	%

Lab Sample ID: 480-200221-A-4 — Analysis Date: Aug 01, 2022 16:50

Analyte	Detector	Dilution	Raw Result	Unit
Percent Moisture	None	1	22.5416036308623	%
Percent Solids	None	1	77.4583963691377	%

Lab Sample ID: 480-200221-C-5 — Analysis Date: Aug 01, 2022 16:50

Analyte	Detector	Dilution	Raw Result	Unit
Percent Moisture	None	1	17.5581395348837	%
Percent Solids	None	1	82.4418604651163	%

Lab Sample ID: 480-200221-B-6 — Analysis Date: Aug 01, 2022 16:50

Analyte	Detector	Dilution	Raw Result	Unit
Percent Moisture	None	1	17.2881355932203	%
Percent Solids	None	1	82.7118644067797	%

Lab Sample ID: 480-200221-C-7 — Analysis Date: Aug 01, 2022 16:50

Analyte	Detector	Dilution	Raw Result	Unit
Percent Moisture	None	1	16.20294599018	%
Percent Solids	None	1	83.79705400982	%

Appendix B

Laboratory QC Documentation

FORM VII
GC/MS VOA CONTINUING CALIBRATION DATA

Lab Name: Eurofins Buffalo Job No.: 480-200221-1

SDG No.:

Lab Sample ID: CCVIS 480-635938/4 Calibration Date: 08/02/2022 19:01

Instrument ID: HP5977M Calib Start Date: 04/03/2022 22:58

GC Column: ZB-624 (30) VOA ID: 0.25(mm) Calib End Date: 04/04/2022 01:23

Lab File ID: M05066.D Conc. Units: ug/L Heated Purge: (Y/N) Y

ANALYTE	CURVE TYPE	AVE RRF	RRF	MIN RRF	CALC AMOUNT	SPIKE AMOUNT	%D	MAX %D
Dichlorodifluoromethane	Ave	1.390	1.522	0.1000	54.8	50.0	9.5	50.0
Chloromethane	Ave	1.852	2.170	0.1000	58.6	50.0	17.1	20.0
Vinyl chloride	Ave	1.570	1.783	0.1000	56.8	50.0	13.5	20.0
Butadiene	Ave	1.627	1.797		55.2	50.0	10.4	20.0
Bromomethane	Ave	0.7820	0.9209	0.1000	58.9	50.0	17.8	50.0
Chloroethane	Ave	0.8552	0.9935	0.1000	58.1	50.0	16.2	50.0
Trichlorofluoromethane	Ave	1.614	1.974	0.1000	61.1	50.0	22.3*	20.0
Dichlorofluoromethane	Ave	2.000	2.129		53.2	50.0	6.4	20.0
Ethyl ether	Ave	1.171	1.143		48.8	50.0	-2.4	20.0
Acrolein	Ave	0.1169	0.1706		365	250	46.0	50.0
1,1,2-Trichloro-1,2,2-trifluoroethane	Ave	1.177	1.238	0.1000	52.6	50.0	5.1	20.0
1,1-Dichloroethene	Ave	1.011	0.9887	0.1000	48.9	50.0	-2.2	20.0
Acetone	Ave	0.4870	0.4635	0.1000	238	250	-4.8	50.0
Iodomethane	Ave	1.947	1.888		48.5	50.0	-3.0	20.0
Carbon disulfide	Ave	3.587	3.401	0.1000	47.4	50.0	-5.2	20.0
Allyl chloride	Ave	2.148	1.984		46.2	50.0	-7.6	20.0
Methyl acetate	Ave	1.072	1.006	0.1000	93.8	100	-6.2	50.0
Methylene Chloride	Lin1		1.236	0.1000	48.6	50.0	-2.8	20.0
2-Methyl-2-propanol	Ave	0.1761	0.1446		411	500	-17.9	50.0
Methyl tert-butyl ether	Ave	3.801	3.281	0.1000	43.2	50.0	-13.7	20.0
trans-1,2-Dichloroethene	Ave	1.227	1.195	0.1000	48.7	50.0	-2.6	20.0
Acrylonitrile	Ave	0.5772	0.5672		491	500	-1.7	20.0
Hexane	Ave	2.062	2.103		51.0	50.0	2.0	20.0
1,1-Dichloroethane	Ave	2.381	2.299	0.2000	48.3	50.0	-3.5	20.0
Vinyl acetate	Ave	2.631	2.370		90.1	100	-9.9	20.0
2,2-Dichloropropane	Ave	1.418	1.403		49.5	50.0	-1.0	20.0
cis-1,2-Dichloroethene	Ave	1.413	1.293	0.1000	45.8	50.0	-8.5	20.0
2-Butanone (MEK)	Ave	0.6729	0.6630	0.1000	246	250	-1.5	20.0
Chlorobromomethane	Ave	0.7413	0.6958		46.9	50.0	-6.1	20.0
Tetrahydrofuran	Ave	0.4779	0.4179		87.4	100	-12.6	20.0
Chloroform	Ave	2.206	2.057	0.2000	46.6	50.0	-6.7	20.0
1,1,1-Trichloroethane	Ave	1.713	1.764	0.1000	51.5	50.0	3.0	20.0
Cyclohexane	Ave	2.517	2.544	0.1000	50.6	50.0	1.1	20.0
Carbon tetrachloride	Ave	1.356	1.521	0.1000	56.1	50.0	12.2	20.0
1,1-Dichloropropene	Ave	1.554	1.513		48.7	50.0	-2.6	20.0
Benzene	Ave	4.743	4.423	0.5000	46.6	50.0	-6.8	20.0
Isobutyl alcohol	Ave	0.0580	0.0552		1190	1250	-4.7	50.0
1,2-Dichloroethane	Ave	1.764	1.649	0.1000	46.8	50.0	-6.5	20.0
n-Heptane	Ave	2.020	2.070		51.3	50.0	2.5	20.0
Trichloroethene	Ave	1.229	1.172	0.2000	47.7	50.0	-4.6	20.0

FORM VII
GC/MS VOA CONTINUING CALIBRATION DATA

Lab Name: Eurofins Buffalo Job No.: 480-200221-1

SDG No.:

Lab Sample ID: CCVIS 480-635938/4 Calibration Date: 08/02/2022 19:01

Instrument ID: HP5977M Calib Start Date: 04/03/2022 22:58

GC Column: ZB-624 (30) VOA ID: 0.25(mm) Calib End Date: 04/04/2022 01:23

Lab File ID: M05066.D Conc. Units: ug/L Heated Purge: (Y/N) Y

ANALYTE	CURVE TYPE	AVE RRF	RRF	MIN RRF	CALC AMOUNT	SPIKE AMOUNT	%D	MAX %D
Methylcyclohexane	Ave	2.133	2.103	0.1000	49.3	50.0	-1.4	20.0
1,2-Dichloropropane	Ave	1.340	1.245	0.1000	46.4	50.0	-7.1	20.0
Dibromomethane	Ave	0.7527	0.7163	0.1000	47.6	50.0	-4.8	20.0
1,4-Dioxane	Ave	0.0082	0.0072		882	1000	-11.8	50.0
Bromodichloromethane	Ave	1.395	1.415	0.2000	50.7	50.0	1.5	20.0
2-Chloroethyl vinyl ether	Ave	0.7351	0.6491		44.2	50.0	-11.7	20.0
cis-1,3-Dichloropropene	Ave	1.804	1.619	0.2000	44.9	50.0	-10.3	20.0
4-Methyl-2-pentanone (MIBK)	Ave	0.6451	0.6673	0.1000	259	250	3.4	20.0
Toluene	Ave	1.441	1.379	0.4000	47.8	50.0	-4.3	20.0
trans-1,3-Dichloropropene	Ave	0.7542	0.6949	0.1000	46.1	50.0	-7.9	20.0
Ethyl methacrylate	Ave	0.6511	0.5812		44.6	50.0	-10.7	20.0
1,1,2-Trichloroethane	Ave	0.4080	0.3778	0.1000	46.3	50.0	-7.4	20.0
Tetrachloroethene	Ave	0.5670	0.6083	0.2000	53.6	50.0	7.3	20.0
1,3-Dichloropropane	Ave	0.8206	0.7853		47.9	50.0	-4.3	20.0
2-Hexanone	Ave	0.4339	0.4448	0.1000	256	250	2.5	20.0
Dibromochloromethane	Ave	0.4628	0.5461	0.1000	59.0	50.0	18.0	20.0
1,2-Dibromoethane	Ave	0.5040	0.4836		48.0	50.0	-4.0	20.0
Chlorobenzene	Ave	1.646	1.604	0.5000	48.7	50.0	-2.5	20.0
Ethylbenzene	Ave	2.632	2.594	0.1000	49.3	50.0	-1.5	20.0
1,1,1,2-Tetrachloroethane	Ave	0.5702	0.6078		53.3	50.0	6.6	20.0
m,p-Xylene	Ave	1.057	1.036	0.1000	49.0	50.0	-2.1	20.0
o-Xylene	Ave	1.087	1.060	0.3000	48.7	50.0	-2.5	20.0
Styrene	Ave	1.849	1.767	0.3000	47.8	50.0	-4.4	20.0
Bromoform	Ave	0.2738	0.3342	0.1000	61.0	50.0	22.1	50.0
Isopropylbenzene	Ave	2.597	2.554	0.1000	49.2	50.0	-1.7	20.0
Bromobenzene	Ave	0.6642	0.6286		47.3	50.0	-5.4	20.0
1,1,2,2-Tetrachloroethane	Ave	0.6545	0.6276	0.3000	47.9	50.0	-4.1	20.0
N-Propylbenzene	Ave	3.015	2.880		47.8	50.0	-4.5	20.0
1,2,3-Trichloropropane	Ave	0.2098	0.2043		48.7	50.0	-2.6	20.0
trans-1,4-Dichloro-2-butene	Ave	0.2181	0.2035		46.7	50.0	-6.7	50.0
2-Chlorotoluene	Ave	0.6594	0.6378		48.4	50.0	-3.3	20.0
1,3,5-Trimethylbenzene	Ave	2.259	2.180		48.2	50.0	-3.5	20.0
4-Chlorotoluene	Ave	0.6680	0.6423		48.1	50.0	-3.8	20.0
tert-Butylbenzene	Ave	0.4963	0.4950		49.9	50.0	-0.3	20.0
1,2,4-Trimethylbenzene	Ave	2.366	2.265		47.9	50.0	-4.2	20.0
sec-Butylbenzene	Ave	2.876	2.809		48.8	50.0	-2.3	20.0
1,3-Dichlorobenzene	Ave	1.368	1.285	0.6000	47.0	50.0	-6.0	20.0
4-Isopropyltoluene	Ave	2.602	2.552		49.0	50.0	-1.9	20.0
1,4-Dichlorobenzene	Ave	1.399	1.293	0.5000	46.2	50.0	-7.6	20.0
n-Butylbenzene	Ave	2.344	2.239		47.8	50.0	-4.5	20.0
1,2-Dichlorobenzene	Ave	1.369	1.291	0.4000	47.1	50.0	-5.7	20.0

FORM VII 8260C

FORM X
IDENTIFICATION SUMMARY

Lab Name: Eurofins Buffalo Job No.: 480-200221-1

SDG No.:

Client Sample ID: B14-A Lab Sample ID: 480-200221-3

Instrument ID (1): HP6890-25 Instrument ID (2): HP6890-25

Date Analyzed (1): 08/02/2022 14:58 Date Analyzed (2): 08/02/2022 14:58

GC Column (1): RTX-CLPI ID: 0.53(mm) GC Column (2): RTX-CLPII ID: 0.53(mm)

ANALYTE	COL	PEAK	RT	RT WINDOW		CONCENTRATION		RPD
				FROM	TO	PEAK	MEAN	
Endrin	1		5.13	5.12	5.18	0.45		27.4
	2		6.11	6.08	6.14	0.59		

FORM X 8081B

FORM X
IDENTIFICATION SUMMARY

Lab Name: Eurofins Buffalo Job No.: 480-200221-1

SDG No.:

Client Sample ID: B40-A Lab Sample ID: 480-200221-6

Instrument ID (1): HP6890-25 Instrument ID (2): HP6890-25

Date Analyzed (1): 08/03/2022 10:43 Date Analyzed (2): 08/03/2022 10:43

GC Column (1): RTX-CLPI ID: 0.53(mm) GC Column (2): RTX-CLPII ID: 0.53(mm)

ANALYTE	COL	PEAK	RT	RT WINDOW		CONCENTRATION		RPD
				FROM	TO	PEAK	MEAN	
Endrin aldehyde	1		5.81	5.77	5.83	1.0		29.8
	2		6.64	6.62	6.68	0.74		

FORM X 8081B

FORM X
IDENTIFICATION SUMMARY

Lab Name: Eurofins Buffalo Job No.: 480-200221-1

SDG No.:

Client Sample ID: Lab Sample ID: MB 480-635748/1-A

Instrument ID (1): HP6890-25 Instrument ID (2): HP6890-25

Date Analyzed (1): 08/02/2022 09:24 Date Analyzed (2): 08/02/2022 09:24

GC Column (1): RTX-CLPI ID: 0.53(mm) GC Column (2): RTX-CLPII ID: 0.53(mm)

ANALYTE	COL	PEAK	RT	RT WINDOW		CONCENTRATION		RPD
				FROM	TO	PEAK	MEAN	
Endrin aldehyde	1		5.82	5.78	5.84	0.810		35.2
	2		6.65	6.63	6.69	0.568		

FORM X 8081B

FORM I
PESTICIDES ORGANICS ANALYSIS DATA SHEET

Lab Name: Eurofins Buffalo
Job No.: 480-200221-1
SDG No.:
Client Sample ID:
Lab Sample ID: MB 480-635748/1-A
Matrix: Solid
Lab File ID: 25_60-289.D
Analysis Method: 8081B
Date Collected:
Extraction Method: 3550C
Date Extracted: 08/01/2022 15:30
Sample wt/vol: 30.28(g)
Date Analyzed: 08/02/2022 09:24
Con. Extract Vol.: 10(mL)
Dilution Factor: 1
Injection Volume: 1(uL)
GC Column: RTX-CLPI ID: 0.53(mm)
% Moisture: % Solids:
GPC Cleanup:(Y/N) N
Cleanup Factor:
Analysis Batch No.: 635785
Units: ug/Kg

CAS NO.	COMPOUND NAME	RESULT	Q	RL	MDL
72-54-8	4,4'-DDD	1.7	U	1.7	0.32
72-55-9	4,4'-DDE	1.7	U	1.7	0.35
50-29-3	4,4'-DDT	1.7	U	1.7	0.39
309-00-2	Aldrin	1.7	U	1.7	0.41
319-84-6	alpha-BHC	1.7	U	1.7	0.30
319-85-7	beta-BHC	1.7	U	1.7	0.30
5103-71-9	cis-Chlordane	1.7	U	1.7	0.82
319-86-8	delta-BHC	1.7	U	1.7	0.31
60-57-1	Dieldrin	1.7	U	1.7	0.40
959-98-8	Endosulfan I	1.7	U	1.7	0.32
33213-65-9	Endosulfan II	1.7	U	1.7	0.30
1031-07-8	Endosulfan sulfate	1.7	U	1.7	0.31
72-20-8	Endrin	1.7	U	1.7	0.33
7421-93-4	Endrin aldehyde	0.810	J	1.7	0.42
53494-70-5	Endrin ketone	1.7	U	1.7	0.41
58-89-9	gamma-BHC (Lindane)	1.7	U	1.7	0.30
76-44-8	Heptachlor	1.7	U	1.7	0.36
1024-57-3	Heptachlor epoxide	1.7	U	1.7	0.43
72-43-5	Methoxychlor	1.7	U	1.7	0.34
8001-35-2	Toxaphene	17	U	17	9.6
5103-74-2	trans-Chlordane	1.7	U	1.7	0.53

CAS NO.	SURROGATE	%REC	Q	LIMITS
2051-24-3	DCB Decachlorobiphenyl	100		45-120
877-09-8	Tetrachloro-m-xylene	97		30-124

3-IN
METHOD BLANK
METALS

Lab Name: Eurofins Buffalo Job No.: 480-200221-1

SDG No.:

Concentration Units: mg/Kg Lab Sample ID: MB 480-636002/1-A

Instrument Code: ICAP2 Batch No.: 636329

CAS No.	Analyte	Concentration	C	Q	Method
7429-90-5	Aluminum	9.6	U		6010C
7440-36-0	Antimony	14.5	U		6010C
7440-38-2	Arsenic	1.9	U		6010C
7440-39-3	Barium	0.48	U		6010C
7440-41-7	Beryllium	0.19	U		6010C
7440-43-9	Cadmium	0.19	U		6010C
7440-70-2	Calcium	48.2	U		6010C
7440-47-3	Chromium	0.48	U		6010C
7440-48-4	Cobalt	0.48	U		6010C
7440-50-8	Copper	0.96	U		6010C
7439-89-6	Iron	9.6	U		6010C
7439-92-1	Lead	0.96	U		6010C
7439-95-4	Magnesium	1.47	J		6010C
7439-96-5	Manganese	0.0328	J		6010C
7440-02-0	Nickel	4.8	U		6010C
7440-09-7	Potassium	28.9	U		6010C
7782-49-2	Selenium	3.9	U		6010C
7440-22-4	Silver	0.58	U		6010C
7440-23-5	Sodium	135	U		6010C
7440-28-0	Thallium	5.8	U		6010C
7440-62-2	Vanadium	0.48	U		6010C
7440-66-6	Zinc	1.9	U		6010C

FORM III-IN

5A-IN
MATRIX SPIKE SAMPLE RECOVERY
METALS

Client ID: B30-A MS

Lab ID: 480-200221-5 MS

Lab Name: Eurofins Buffalo

Job No.: 480-200221-1

SDG No.:

Matrix: Solid

Concentration Units: mg/Kg

% Solids: 82.4

Analyte	SSR	C	Sample Result (SR)	C	Spike Added (SA)	%R	Control Limit %R	Q	Method
Aluminum	26350		16900		2430	390	75-125	4	6010C
Antimony	21.70		0.77	J	48.6	43	75-125	F1	6010C
Arsenic	46.55		5.0		48.6	86	75-125		6010C
Barium	179.0		108		48.6	147	75-125	F1	6010C
Beryllium	40.69		0.77		48.6	82	75-125		6010C
Cadmium	41.48		0.24	U	48.6	85	75-125		6010C
Calcium	37700		37800		2430	-5	75-125	4	6010C
Chromium	68.08		21.5		48.6	96	75-125		6010C
Cobalt	57.09		10.5		48.6	96	75-125		6010C
Copper	59.02		17.3		48.6	86	75-125		6010C
Iron	21900		20600		2430	51	75-125	4	6010C
Lead	60.26		13.9		48.6	96	75-125		6010C
Magnesium	20410		16700		2430	154	75-125	4	6010C
Manganese	542.8		541		48.6	4	75-125	4	6010C
Nickel	69.54		24.3		48.6	93	75-125		6010C
Potassium	12270		5860		2430	264	75-125	F1 ^+	6010C
Selenium	41.02		4.8	U	48.6	84	75-125		6010C
Silver	10.72		0.72	U	12.1	88	75-125		6010C
Sodium	2887		427		2430	101	75-125	^+	6010C
Thallium	46.40		7.2	U	48.6	96	75-125		6010C
Vanadium	89.14		34.7		48.6	112	75-125		6010C
Zinc	109.9		60.4		48.6	102	75-125		6010C

SSR = Spiked Sample Result

Calculations are performed before rounding to avoid round-off errors in calculated results.
Note - Results and Reporting Limits have been adjusted for dry weight.

FORM VA - IN

5A-IN
MATRIX SPIKE DUPLICATE SAMPLE RECOVERY
METALS

Client ID: B30-A MSD

Lab ID: 480-200221-5 MSD

Lab Name: Eurofins Buffalo

Job No.: 480-200221-1

SDG No.:

Matrix: Solid

Concentration Units: mg/Kg

% Solids: 82.4

Analyte	(SDR)	C	Spike Added (SA)	%R	Control Limit %R	RPD	RPD Limit	Q	Method
Aluminum	23680		2320	294	75-125	11	20	4	6010C
Antimony	22.16		46.4	46	75-125	2	20	F1	6010C
Arsenic	45.87		46.4	88	75-125	1	20		6010C
Barium	164.1		46.4	121	75-125	9	20		6010C
Beryllium	39.97		46.4	84	75-125	2	20		6010C
Cadmium	40.93		46.4	88	75-125	1	20		6010C
Calcium	38620		2320	35	75-125	2	20	4	6010C
Chromium	64.57		46.4	93	75-125	5	20		6010C
Cobalt	56.23		46.4	99	75-125	2	20		6010C
Copper	57.39		46.4	86	75-125	3	20		6010C
Iron	20250		2320	-17	75-125	8	20	4	6010C
Lead	59.22		46.4	98	75-125	2	20		6010C
Magnesium	21970		2320	229	75-125	7	20	4	6010C
Manganese	554.9		46.4	31	75-125	2	20	4	6010C
Nickel	66.80		46.4	92	75-125	4	20		6010C
Potassium	11200		2320	230	75-125	9	20	F1 ^+	6010C
Selenium	40.84		46.4	88	75-125	0	20		6010C
Silver	10.60		11.6	91	75-125	1	20		6010C
Sodium	2823		2330	103	75-125	2	20	^+	6010C
Thallium	45.93		46.4	99	75-125	1	20		6010C
Vanadium	83.82		46.4	106	75-125	6	20		6010C
Zinc	95.79		46.4	76	75-125	14	20		6010C

SDR = Sample Duplicate Result

Calculations are performed before rounding to avoid round-off errors in calculated results.
Note - Results and Reporting Limits have been adjusted for dry weight.

FORM VD - IN

8-IN
ICP-AES AND ICP-MS SERIAL DILUTIONS
METALS

Lab ID: 480-200221-5

SDG No:

Lab Name: Eurofins Buffalo Job No: 480-200221-1

Matrix: Solid Concentration Units: mg/Kg

Analyte	Initial Sample Result (I)	C	Serial Dilution Result (S)	C	% Difference	Q	Method
Aluminum	16900		21130		25	V	6010C
Antimony	0.77	J	89.5	U	NC		6010C
Arsenic	5.0		6.88	J	NC		6010C
Barium	108		139.9		30	V	6010C
Beryllium	0.77		1.01	J	NC		6010C
Cadmium	0.24	U	1.2	U	NC		6010C
Calcium	37800		48910		29	V	6010C
Chromium	21.5		28.12		31	V	6010C
Cobalt	10.5		11.97		15	V	6010C
Copper	17.3		21.26		23	V	6010C
Iron	20600		26710		29	V	6010C
Lead	13.9		16.29		18	V	6010C
Magnesium	16700		21280		28	V	6010C
Manganese	541		716.1		32	V	6010C
Nickel	24.3		28.17	J	16	V	6010C
Selenium	4.8	U	23.9	U	NC		6010C
Silver	0.72	U	3.6	U	NC		6010C
Sodium	427		610.7	J	43	V	6010C
Thallium	7.2	U	35.8	U	NC		6010C
Vanadium	34.7		44.29		28	V	6010C
Zinc	60.4		81.57		35	V	6010C

Calculations are performed before rounding to avoid round-off errors in calculated results.

FORM VIII-IN

Appendix C

Validator Qualifications

KENNETH R. APPLIN
Geochemist/Data Validator

Ph.D., Geochemistry and Mineralogy, The Pennsylvania State University

M.S., Geochemistry and Mineralogy, The Pennsylvania State University

B.A., Geological Sciences, SUNY at Geneseo, NY

Dr. Applin has over 35 years of experience working with the geochemistry of natural waters. His prior experience includes working as an Assistant Professor of Geology at the University of Missouri-Columbia and as Chief Hydrogeologist and Geochemist with a leading engineering firm in Rochester, NY. In 1993, he established KR Applin and Associates, a small consulting business that focuses on the geochemistry of natural waters, especially as applied to problems involving the contamination of groundwater and surface water.

Dr. Applin is also an experienced analytical data validator and has provided data validation services since 1994 to a variety of clients performing brownfield cleanup projects, hazardous waste remediation, groundwater monitoring at solid waste facilities, and other projects requiring third-party data validation. Dr. Applin has several years of hands-on experience with the laboratory analysis of natural waters and has successfully completed the USEPA Region II certification courses for performing inorganic and organic analytical data validation.

MICHAEL K. PERRY
Chemist/Data Validator

B.S. Chemistry, Georgia State University, Atlanta, GA

A.A.S., Chemical Technology, Alfred State College, Alfred, NY

Mr. Perry has over 30 years of experience in the analytical laboratory business. During his early career, he spent several years as a laboratory analyst performing the analysis of soil, water, and air samples for inorganic and organic chemical parameters. During his last 20 years in the environmental laboratory business, he managed and directed two major analytical laboratories in Rochester, NY. His management responsibilities included oversight of the daily operations of the lab, staff training and supervision, the selection, purchase, and maintenance of analytical instruments, the introduction of new laboratory methods, analytical quality assurance and quality control, data acquisition and management, and other business-related activities.

Mr. Perry has an extensive working knowledge of the methods and procedures used for sampling and analyzing both inorganic and organic analytes in soil, water, and air. He is an accomplished laboratory chemist and is familiar with the analytical methods and procedures established under the USEPA Contract Laboratory Protocols (CLP), the NYSDEC Analytical Services Protocols (ASP), and the NYSDOH Environmental Laboratory Approval Program (ELAP).

DATA USABILITY SUMMARY REPORT (DUSR)

Pilgrim Village Family
951 Ellicott St.
Buffalo, NY 14209
NYSDEC BCP # C915362

SDG: J200572-1
4 soil samples

Prepared for:

BE3 Corp.
960 Busti Avenue
Suite 150-B
Buffalo, NY 14213
Attention: Dalton Stack

August 2022

EDU *Environmental Data Usability 10028 Deer Park Dr. Dansville, NY 14437 585-991-9156*

Table of Contents

Page No.

REVIEWER'S NARRATIVE

1.0 SUMMARY 1

2.0 INTRODUCTION 1

3.0 SAMPLE AND ANALYSIS SUMMARY 2

4.0 GUIDANCE DOCUMENTS AND DATA REVIEW CRITERIA 2

5.0 DATA VALIDATION QUALIFIERS 3

6.0 RESULTS OF THE DATA REVIEW 4

7.0 TOTAL USABLE DATA 4

APPENDIX A Validated Analytical Results
APPENDIX B Laboratory QC Documentation
APPENDIX C Validator Qualifications

Tables

Table 4-1 Data Validation Guidance Documents
Table 4-2 Quality Control Criteria for Validating Laboratory Analytical Data

Summaries of Validated Results
Table 6-1 VOCs
Table 6-2 SVOCs
Table 6-3 Pesticides
Table 6-4 PCBs
Table 6-5 Metals

REVIEWER'S NARRATIVE
BE3 SDG J200572-1: Pilgrim Village Family

The data associated with this Sample Delivery Group (SDG) J200572-1, analyzed by Eurofins Buffalo, Buffalo, NY have been reviewed in accordance with assessment criteria provided by the New York State Department of Environmental Conservation following the review procedures provided in the USEPA Functional Guidelines for evaluating organic and inorganic data.

All analytical results reported by the laboratory are considered valid and acceptable except results that have been qualified as rejected, “R”. Results qualified as estimated “J”, or as non-detects, “U”, are considered usable for the purpose of evaluating water and/or soil quality. However, these qualifiers indicate that the accuracy and/or precision of the analytical result is questionable. A summary of all data that have been qualified and the reasons for qualification are provided in the following data usability summary report (DUSR).

Two facts should be noted by all data users. First, the “R” qualifier means that the associated value is unusable. In other words, due to significant quality control (QC) problems, the analysis is invalid and provides no information as to whether the analyte is present or not. Values qualified with an “R” should not appear on the final data tables because they cannot be relied upon, even as the last resort. Second, no analyte concentration, even if it has passed all QC tests, is guaranteed to be accurate. Strict QC serves to increase confidence in data, but any value potentially contains error.

Reviewer's Signature: Michael K. Perry Date: 8/25/2022

Michael K. Perry
Chemist

1.0 SUMMARY

SITE:	Pilgrim Village Family 951 Ellicott St. Buffalo, NY 14209
SAMPLING DATE:	August 10, 2022
SAMPLE TYPE:	4 soil samples
LABORATORY:	Eurofins Buffalo Buffalo, NY
SDG No.:	J200572-1

2.0 INTRODUCTION

This data usability summary report (DUSR) was prepared in accordance with guidance provided by the New York State Department of Environmental Conservation (NYSDEC). The DUSR is based on a review and evaluation of the laboratory analytical data package. Specifically, the NYSDEC guidance recommends review and evaluation of the following elements of the data package:

- Completeness of the data package as defined under the requirements of the NYSDEC Analytical Services Protocols (ASP) Category B or the United States Environmental Protection Agency (USEPA) Contract Laboratory Program (CLP) deliverables,
- Compliance with established analyte holding times,
- Adherence to quality control (QC) limits and specifications for blanks, instrument tuning and calibration, surrogate recoveries, spike recoveries, laboratory duplicate analyses, and other QC criteria,
- Adherence to established analytical protocols,
- Conformance of data summary sheets with raw analytical data, and
- Use of correct data qualifiers.

Data deficiencies, analytical protocol deviations, and quality control problems identified using the review criteria above and their effect on the analytical results are discussed in this report.

3.0 SAMPLE AND ANALYSIS SUMMARY

The data package consists of analytical results for four soil samples collected on August 10, 2022. These samples were analyzed for Volatile Organic Compounds (VOCs), Semi-volatile Organic Compounds (SVOCs), Pesticides, PCBs, and Metals.

All analyses were performed by Eurofins Buffalo, Buffalo, NY and analyzed as SDG J200572-1. The analytical results were provided in NYSDEC ASP Category B format, which includes all raw analytical data and laboratory QC data.

4.0 GUIDANCE DOCUMENTS AND DATA REVIEW CRITERIA

The guidance documents appropriate for reviewing laboratory quality control (QC) data and assigning data qualifiers (flags) to analytical results were selected from those listed in Table 4-1. The QC limits established in the documents applicable to this data review were used to assess the quality of the analytical results. In some cases, however, QC limits established internally by the laboratory were taken into account to determine data quality.

The QC criteria considered for assessing the usability of the reported analytical results provided for each analyte type (i.e. VOCs, SVOCs, metals, etc.) are listed in Table 4-2. These criteria may vary with the analytical method utilized by the laboratory. These criteria comply with the guidance recommended in Section 2.0 above.

5.0 DATA VALIDATION QUALIFIERS

The letter qualifiers (flags) used to define data usability are described briefly below. These letters are assigned by the data validator to analytical results having questionable accuracy and/or precision as determined by reviewing the laboratory QC data associated with the analytical results.

TABLE 4-1

Guidance Used For Validating Laboratory Analytical Data

Analyte Group	Guidance	Date
Metals (ICP-AES)	USEPA SOP HW-3a, Rev. 1	September 2016
Metals (Hg & CN)	USEPA SOP HW-3c, Rev. 1	September 2016
Volatile Organic Compounds (by Methods 8260B & 8260C)	USEPA SOP HW-24, Rev. 4	September 2014
Semi-Volatile Organic Compounds (by Method 8270D)	USEPA SOP HW-22 Rev. 5	December 2010
Pesticides (by Method 8181B)	USEPA SOP HW-44, Rev. 1.1	December 2010
Chlorinated Herbicides (by Method 8151A)	USEPA SOP HW-17, Rev. 3.1	December 2010
Polychlorinated Biphenyls (PCBs)	USEPA SOP HW-37A, Rev. 0	June 2015
Volatile Organic Compounds (Air) (by Method TO-15)	USEPA SOP HW-31, Rev. 6	September 2016
Per- and PolyFluoroAlkyl Substances (PFAS)	* NYSDEC	January 2021
General Chemistry Parameters	per NYSDEC ASP	July 2005

* Sampling, Analysis, and Assessment of Per- and Polyfluoroalkyl Substances (PFAS) Under NYSDEC's Part 375 Remedial Programs, Appendix I

TABLE 4-2

QUALITY CONTROL CRITERIA USED FOR VALIDATING LABORATORY ANALYTICAL DATA

VOCs	SVOCs	Pesticides/PCBs	Metals	Gen Chemistry	PFAS
Completeness of Pkg	Completeness of Pkg	Completeness of Pkg	Completeness of Pkg	Completeness of Pkg	Completeness of Pkg
Sample Preservation	Sample Preservation	Sample Preservation	Sample Preservation	Sample Preservation	Sample Preservation
Holding Time	Holding Time	Holding Time	Holding Time	Holding Times	Holding Time
System Monitoring Compounds	Surrogate Recoveries	Surrogate Recoveries	Initial/Continuing Calibration	Calibration	Instr Performance Check
Lab Control Sample	Lab Control Sample	Matrix Spikes	CRDL Standards	Lab Control Samples	Initial Calibration
Matrix Spikes	Matrix Spikes	Blanks	Blanks	Blanks	Continuing Calibration
Blanks	Blanks	Instrument Calibration & Verification	Interference Check Sample	Spike Recoveries	Blanks
Instrument Tuning	Instrument Tuning	Comparison of duplicate GC column results	Spike Recoveries	Lab Duplicates	Surrogates
Internal Standards	Internal Standards	Analyte ID	Lab Duplicate		Lab Fortified Blank
Initial Calibration	Initial Calibration	Lab Qualifiers	Lab Control Sample		Matrix Spikes
Continuing Calibration	Continuing Calibration	Field Duplicate	ICP Serial Dilutions		Internal Standards
Lab Qualifiers	Lab Qualifiers		Lab Qualifiers		
Field Duplicate	Field Duplicate		Field Duplicate		

Method TO-15 (Air)
Completeness of Pkg
Sample Preservation
Holding Time
Canister Certification
Instrument Tuning
Initial Calibration and Instrument Performance
Daily Calibration
Blanks
Lab Control Sample
Field Duplicate

The laboratory may also use various letters and symbols to flag analytical results generated when QC limits were exceeded. The meanings of these flags may differ from those used by the independent data validator. Those used by the laboratory are provided with the analytical results.

NOTE: The assignment of data qualifiers by the data reviewer (validator) to laboratory analytical results should not necessarily be interpreted by the data user as a measure of laboratory ability or proficiency. Rather, the qualifiers are intended to provide a measure of data accuracy and precision to the data user, which, for example, may provide a level of confidence in determining whether or not standards or cleanup objectives have been met.

U The analyte was analyzed for but was not detected at or above the sample quantitation limit.

J The analyte was positively identified; the associated numerical value is the *approximate* concentration of the analyte in the sample. (The magnitude of any ± value associated with the result is not determined by data validation).

J+ The result is an estimated quantity and may be biased high.

J- The result is an estimated quantity and may be biased low.

UJ The analyte was analyzed for but not detected. The reported quantitation limit is approximate and may inaccurate or imprecise.

R The sample result is rejected (i.e., is unusable) due to serious deficiencies in the ability to analyze the sample and meet quality control criteria. The presence or absence of the analyte cannot be verified.

NJ The analysis indicates the presence of an analyte that has been "tentatively identified" and the associated numerical value represents its approximate concentration.

The validated analytical results are attached to this report. Validation qualifiers (flags) are indicated in red print. Data sheets having qualified data are signed and dated by the data reviewer.

6.0 RESULTS OF THE DATA REVIEW

The results of the data review are summarized in Tables 6-1 through 6-5. The tables list the samples where QC criteria were found to exceed acceptable limits and the actions taken to qualify the associated analytical results.

7.0 TOTAL USABLE DATA

For SDG J200572-1, four samples were analyzed and results were reported for 592 analytes. Even though some results were flagged with a "J" as estimated, all results (100 %) are considered usable. See the summary table for the analyses that have rejected/qualified and the corresponding QC reasons.

NOTE: 1) As noted by the laboratory, the soil samples were not collected following SW846 5035A protocol. This adds an element of uncertainty to the analytical results for volatile organic analytes (VOAs). Although not specifically indicated on the final data sheets with a "J" flag, the VOA analytical results should be considered estimated, but usable.

Table 6-1 8260 VOCs

SAMPLES AFFECTED	ANALYTES	ACTION	QC VIOLATION	COMMENTS
All samples	Dichlorodifluoromethane 1,1,2-Trichloro-1,2,2-trifluoromethane	J detects UJ non-detects	CCV > QC limit	Data are estimated

Table 6-2 8270 SVOCs

SAMPLES AFFECTED	ANALYTES	ACTION	QC VIOLATION	COMMENTS
none			none	

Table 6-3 Pesticides

SAMPLES AFFECTED	ANALYTES	ACTION	QC VIOLATION	COMMENTS
none			none	

Table 6-4 PCBs

SAMPLES AFFECTED	ANALYTES	ACTION	QC VIOLATION	COMMENTS
none			none	

Table 6-5 Metals

SAMPLES AFFECTED	ANALYTES	ACTION	QC VIOLATION	COMMENTS
none			none	

ACRONYMS

BSP	Blank Spike
CCAL	Continuing Calibration
CCB	Continuing Calibration Blank
CCV	Continuing Calibration Verification
CRDL	Contract Required Detection Limit
CRQL	Contract Required Quantitation Limit
%D	Percent Difference
ICAL	Initial Calibration
ICB	Initial Calibration Blank
IS	Internal Standard
LCS	Laboratory Control Sample
MS/MSD	Matrix Spike/Matrix Spike Duplicate
QA	Quality Assurance
QC	Quality Control
%R	Percent recovery
RPD	Relative Percent Difference
RRF	Relative Response Factor
%RSD	Percent Relative Standard Deviation
TAL	Target Analyte List (metals)
TCL	Target Compound List (organics)

Appendix A

Validated Analytical Results

eurofins | Environment Testing America

ANALYTICAL REPORT

Job Number: 480-200572-1

Job Description: 1100 Michigan Ave

For:
Brydges Engineering in Environment & Energy DPC
960 Busti Ave
Suite B-150
Buffalo, NY 14213

Attention: Mr. Dalton Stack

Approved for release.
Rebecca M Jones
Project Management Assistant I
8/18/2022 12:15 PM

Designee for
John Beninati, Project Manager
10 Hazelwood Drive, Amherst, NY, 14228-2298
(716)504-9874
John.Beninati@et.eurofinsus.com
08/18/2022

The test results in this report meet all NELAP requirements for parameters for which accreditation is required or available. Any exceptions to the NELAP requirements are noted in this report. Pursuant to NELAP, this report may not be reproduced, except in full, without the written approval of the laboratory. This report is confidential and is intended for the sole use of Eurofins Environment Testing Northeast, LLC Buffalo and its client. All questions regarding this report should be directed to the Eurofins Environment Testing Northeast, LLC Buffalo Project Manager or designee who has signed this report.

The test results in this report relate only to the samples as received by the laboratory and will meet all requirements of the methodology, with any exceptions noted. This report shall not be reproduced except in full, without the express written approval of the laboratory. All questions should be directed to the Eurofins Environment Testing Northeast, LLC Project Manager.This report has been electronically signed and authorized by the signatory. Electronic signature is intended to be the legally binding equivalent of a traditionally handwritten signature.

Job Narrative
480-200572-1

Comments
No additional comments.

Receipt
The samples were received on 8/10/2022 2:00 PM. Unless otherwise noted below, the samples arrived in good condition, and where required, properly preserved and on ice. The temperature of the cooler at receipt was 18.0º C.

GC/MS VOA
Method 8260C: The continuing calibration verification (CCV) associated with batch 480-637265 recovered outside acceptance criteria, low biased, for 1,1,2-Trichloro-1,2,2-trifluoroethane. A reporting limit (RL) standard was analyzed, and the target analyte is detected. Since the associated sample(s) were non-detect for the analyte(s), the data are reported. The associated samples are: B3-B (480-200572-1), B12-A (480-200572-2), B39 (480-200572-3) and E10-A (480-200572-4).

No additional analytical or quality issues were noted, other than those described above or in the Definitions/Glossary page.

GC/MS Semi VOA
No analytical or quality issues were noted, other than those described in the Definitions/Glossary page.

GC Semi VOA
No analytical or quality issues were noted, other than those described in the Definitions/Glossary page.

Metals
Method 6010C: The method blank for preparation batch 480-637227 and analytical batch 480-637985 contained Barium and Zinc above their respective reporting limits (RL). Associated sample(s) were not re-extracted and/or re-analyzed because results were greater than 10X the value found in the method blank. B3-B (480-200572-1), B12-A (480-200572-2), B39 (480-200572-3) and E10-A (480-200572-4)

No additional analytical or quality issues were noted, other than those described above or in the Definitions/Glossary page.

Organic Prep
No analytical or quality issues were noted, other than those described in the Definitions/Glossary page.

Sample Summary

Client: Brydges Engineering in Environment & Energy DPC
Job ID: 480-200572-1
Project/Site: 1100 Michigan Ave

Lab Sample ID	Client Sample ID	Matrix	Collected	Received
480-200572-1	B3-B	Solid	08/10/22 12:30	08/10/22 14:00
480-200572-2	B12-A	Solid	08/10/22 12:40	08/10/22 14:00
480-200572-3	B39	Solid	08/10/22 12:50	08/10/22 14:00
480-200572-4	E10-A	Solid	08/10/22 13:00	08/10/22 14:00

Eurofins Buffalo
10 Hazelwood Drive
Amherst, NY 14228-2298
Phone (716) 691-2600 Phone (716) 691-7991

Chain of Custody Record

eurofins | Environment Testing America

Client Information	Sampler:	Lab PM: Beninati, John	Carrier Tracking No(s):	COC No: 480-171585-37182.2
Client Contact: ~~Dalton Stack~~ Sydney Deck	Phone:	E-Mail: John.Beninati@et.eurofinsus.com	State of Origin:	Page: Page 2 of 1
Company: Brydges Engineering in Environment & Energy DPC	PWSID:			Job #:
Address: 960 Busti Ave Suite B-150	Due Date Requested: ASAP			
City: Buffalo	TAT Requested (days): ASAP			
State, Zip: NY, 14213	Compliance Project: Δ Yes Δ No			
Phone: ~~716-382-6532~~(Tel) 7163080011	PO #: Purchase Order not required			
Email: ~~jtrdey@be3corp.com~~ sdeck@be3corp.com	WO #:			
Project Name: Pilgrim Village Family/Senior	Project #: 48024826			
Site: 1100 Michigan Ave	SSOW#:			

Analysis Requested

Preservation Codes:
A - HCL
B - NaOH
C - Zn Acetate
M - Hexane
N - None
O - AsNaO2
P - Na2O4S
Q - Na2SO3
...ecahydrate
...pecify)
Other:

480-200572 Chain of Custody

Sample Identification	Sample Date	Sample Time	Sample Type (C=comp, G=grab)	Matrix (W=water, S=solid, O=waste/oil, BT=Tissue, A=Air)	Field Filtered Sample (Yes or No)	Perform MS/MSD	6010C, 7471B	8270D - TCL SVOCs	8260C - TCL VOCs (LL Bulk)	8081B, 8082A, 8270D	Total Number of Co...	Special Instructions/Note:
			Preservation Code:				N	N	N	N		
B3-B	8.10.22	12:30	G	Solid	N	N	↓	↓	↓	↓	4	
B12-A	8.10.22	12:40	↓	Solid	↓	↓	↓	↓	↓	↓	4	
B39	↓	12:50	↓	Solid	↓	↓	↓	↓	↓	↓	4	
E10-A	↓	1:00	↓	Solid	↓	↓	↓	↓	↓	↓	4	

Possible Hazard Identification
☒ Non-Hazard ☐ Flammable ☐ Skin Irritant ☐ Poison B ☐ Unknown ☐ Radiological

Sample Disposal (A fee may be assessed if samples are retained longer than 1 month)
☐ Return To Client ☐ Disposal By Lab ☐ Archive For _____ Months

Deliverable Requested: I, II, III, IV, Other (specify)

Special Instructions/QC Requirements:

Empty Kit Relinquished by:	Date:	Time:	Method of Shipment:		
Relinquished by: Sydney Deck	Date/Time: 8.10.22 2pm	Company: BE3	Received by: [signature]	Date/Time: 8/10/22 1400	Company: TA
Relinquished by:	Date/Time:	Company:	Received by:	Date/Time:	Company:
Relinquished by:	Date/Time:	Company:	Received by:	Date/Time:	Company:
Custody Seals Intact: Δ Yes Δ No	Custody Seal No.:		Cooler Temperature(s) °C and Other Remarks: 18.0 #1 No ICE		

Ver: 01/16/2019

Method 8260C

Volatile Organic Compounds (GC/MS) by Method 8260C

FORM I
GC/MS VOA ORGANICS ANALYSIS DATA SHEET

Lab Name: Eurofins Buffalo | Job No.: 480-200572-1

SDG No.:

Client Sample ID: B3-B | Lab Sample ID: 480-200572-1

Matrix: Solid | Lab File ID: M05456.D

Analysis Method: 8260C | Date Collected: 08/10/2022 12:30

Sample wt/vol: 5.02(g) | Date Analyzed: 08/13/2022 06:54

Soil Aliquot Vol: | Dilution Factor: 1

Soil Extract Vol.: | GC Column: ZB-624 (30) VOA ID: 0.25(mm)

Purge Volume: 5.0(mL) | Heated Purge: (Y/N) Y pH:

% Moisture: 15.2 % Solids: 84.8 | Level: (low/med) Low

Analysis Batch No.: 637265 | Units: ug/Kg

CAS NO.	COMPOUND NAME	RESULT	Q	RL	MDL	
71-55-6	1,1,1-Trichloroethane	5.9	U vs	5.9	0.43	
79-34-5	1,1,2,2-Tetrachloroethane	5.9	U vs	5.9	0.95	
76-13-1	1,1,2-Trichloro-1,2,2-trifluoroethane	5.9	U vs	5.9	1.3	UJ
79-00-5	1,1,2-Trichloroethane	5.9	U vs	5.9	0.76	
75-34-3	1,1-Dichloroethane	5.9	U vs	5.9	0.72	
75-35-4	1,1-Dichloroethene	5.9	U vs	5.9	0.72	
120-82-1	1,2,4-Trichlorobenzene	5.9	U vs	5.9	0.36	
96-12-8	1,2-Dibromo-3-Chloropropane	5.9	U vs	5.9	2.9	
106-93-4	1,2-Dibromoethane	5.9	U vs	5.9	0.75	
95-50-1	1,2-Dichlorobenzene	5.9	U vs	5.9	0.46	
107-06-2	1,2-Dichloroethane	5.9	U vs	5.9	0.29	
78-87-5	1,2-Dichloropropane	5.9	U vs	5.9	2.9	
541-73-1	1,3-Dichlorobenzene	5.9	U vs	5.9	0.30	
106-46-7	1,4-Dichlorobenzene	5.9	U vs	5.9	0.82	
78-93-3	2-Butanone (MEK)	29	U vs	29	2.1	
591-78-6	2-Hexanone	29	U vs	29	2.9	
108-10-1	4-Methyl-2-pentanone (MIBK)	29	U vs	29	1.9	
67-64-1	Acetone	20	J vs	29	4.9	
71-43-2	Benzene	5.9	U vs	5.9	0.29	
75-27-4	Bromodichloromethane	5.9	U vs	5.9	0.79	
75-25-2	Bromoform	5.9	U vs	5.9	2.9	
74-83-9	Bromomethane	5.9	U vs	5.9	0.53	
75-15-0	Carbon disulfide	5.9	U vs	5.9	2.9	
56-23-5	Carbon tetrachloride	5.9	U vs	5.9	0.57	
108-90-7	Chlorobenzene	5.9	U vs	5.9	0.77	
75-00-3	Chloroethane	5.9	U vs	5.9	1.3	
67-66-3	Chloroform	5.9	U vs	5.9	0.36	
74-87-3	Chloromethane	5.9	U vs	5.9	0.35	
156-59-2	cis-1,2-Dichloroethene	5.9	U vs	5.9	0.75	
10061-01-5	cis-1,3-Dichloropropene	5.9	U vs	5.9	0.85	
110-82-7	Cyclohexane	5.9	U vs	5.9	0.82	
124-48-1	Dibromochloromethane	5.9	U vs	5.9	0.75	
75-71-8	Dichlorodifluoromethane	5.9	U vs	5.9	0.48	UJ

MKP 8/25/2022

FORM I
GC/MS VOA ORGANICS ANALYSIS DATA SHEET

Lab Name: Eurofins Buffalo
Job No.: 480-200572-1
SDG No.:
Client Sample ID: B3-B
Lab Sample ID: 480-200572-1
Matrix: Solid
Lab File ID: M05456.D
Analysis Method: 8260C
Date Collected: 08/10/2022 12:30
Sample wt/vol: 5.02(g)
Date Analyzed: 08/13/2022 06:54
Soil Aliquot Vol:
Dilution Factor: 1
Soil Extract Vol.:
GC Column: ZB-624 (30) VOA ID: 0.25(mm)
Purge Volume: 5.0(mL)
Heated Purge: (Y/N) Y pH:
% Moisture: 15.2 % Solids: 84.8
Level: (low/med) Low
Analysis Batch No.: 637265
Units: ug/Kg

CAS NO.	COMPOUND NAME	RESULT	Q	RL	MDL
100-41-4	Ethylbenzene	5.9	U vs	5.9	0.41
98-82-8	Isopropylbenzene	5.9	U vs	5.9	0.89
79-20-9	Methyl acetate	29	U vs	29	3.5
1634-04-4	Methyl tert-butyl ether	5.9	U vs	5.9	0.58
108-87-2	Methylcyclohexane	5.9	U vs	5.9	0.89
75-09-2	Methylene Chloride	5.9	U vs	5.9	2.7
100-42-5	Styrene	5.9	U vs	5.9	0.29
127-18-4	Tetrachloroethene	5.9	U vs	5.9	0.79
108-88-3	Toluene	5.9	U vs	5.9	0.44
156-60-5	trans-1,2-Dichloroethene	5.9	U vs	5.9	0.61
10061-02-6	trans-1,3-Dichloropropene	5.9	U vs	5.9	2.6
79-01-6	Trichloroethene	5.9	U vs	5.9	1.3
75-69-4	Trichlorofluoromethane	5.9	U vs	5.9	0.56
75-01-4	Vinyl chloride	5.9	U vs	5.9	0.72
1330-20-7	Xylenes, Total	12	U vs	12	0.99

CAS NO.	SURROGATE	%REC	Q	LIMITS
17060-07-0	1,2-Dichloroethane-d4 (Surr)	103		64-126
460-00-4	4-Bromofluorobenzene (Surr)	97		72-126
1868-53-7	Dibromofluoromethane (Surr)	103		60-140
2037-26-5	Toluene-d8 (Surr)	100		71-125

FORM I
GC/MS VOA ORGANICS ANALYSIS DATA SHEET

Lab Name: Eurofins Buffalo | Job No.: 480-200572-1

SDG No.:

Client Sample ID: B12-A | Lab Sample ID: 480-200572-2

Matrix: Solid | Lab File ID: M05457.D

Analysis Method: 8260C | Date Collected: 08/10/2022 12:40

Sample wt/vol: 4.96(g) | Date Analyzed: 08/13/2022 07:18

Soil Aliquot Vol: | Dilution Factor: 1

Soil Extract Vol.: | GC Column: ZB-624 (30) VOA ID: 0.25(mm)

Purge Volume: 5.0(mL) | Heated Purge: (Y/N) Y pH:

% Moisture: 15.1 % Solids: 84.9 | Level: (low/med) Low

Analysis Batch No.: 637265 | Units: ug/Kg

CAS NO.	COMPOUND NAME	RESULT	Q	RL	MDL	
71-55-6	1,1,1-Trichloroethane	5.9	U vs	5.9	0.43	
79-34-5	1,1,2,2-Tetrachloroethane	5.9	U vs	5.9	0.96	
76-13-1	1,1,2-Trichloro-1,2,2-trifluoroethane	5.9	U vs	5.9	1.4	UJ
79-00-5	1,1,2-Trichloroethane	5.9	U vs	5.9	0.77	
75-34-3	1,1-Dichloroethane	5.9	U vs	5.9	0.72	
75-35-4	1,1-Dichloroethene	5.9	U vs	5.9	0.73	
120-82-1	1,2,4-Trichlorobenzene	5.9	U vs	5.9	0.36	
96-12-8	1,2-Dibromo-3-Chloropropane	5.9	U vs	5.9	3.0	
106-93-4	1,2-Dibromoethane	5.9	U vs	5.9	0.76	
95-50-1	1,2-Dichlorobenzene	5.9	U vs	5.9	0.46	
107-06-2	1,2-Dichloroethane	5.9	U vs	5.9	0.30	
78-87-5	1,2-Dichloropropane	5.9	U vs	5.9	3.0	
541-73-1	1,3-Dichlorobenzene	5.9	U vs	5.9	0.31	
106-46-7	1,4-Dichlorobenzene	5.9	U vs	5.9	0.83	
78-93-3	2-Butanone (MEK)	30	U vs	30	2.2	
591-78-6	2-Hexanone	30	U vs	30	3.0	
108-10-1	4-Methyl-2-pentanone (MIBK)	30	U vs	30	1.9	
67-64-1	Acetone	20	J vs	30	5.0	
71-43-2	Benzene	5.9	U vs	5.9	0.29	
75-27-4	Bromodichloromethane	5.9	U vs	5.9	0.80	
75-25-2	Bromoform	5.9	U vs	5.9	3.0	
74-83-9	Bromomethane	5.9	U vs	5.9	0.53	
75-15-0	Carbon disulfide	5.9	U vs	5.9	3.0	
56-23-5	Carbon tetrachloride	5.9	U vs	5.9	0.57	
108-90-7	Chlorobenzene	5.9	U vs	5.9	0.78	
75-00-3	Chloroethane	5.9	U vs	5.9	1.3	
67-66-3	Chloroform	5.9	U vs	5.9	0.37	
74-87-3	Chloromethane	5.9	U vs	5.9	0.36	
156-59-2	cis-1,2-Dichloroethene	5.9	U vs	5.9	0.76	
10061-01-5	cis-1,3-Dichloropropene	5.9	U vs	5.9	0.85	
110-82-7	Cyclohexane	5.9	U vs	5.9	0.83	
124-48-1	Dibromochloromethane	5.9	U vs	5.9	0.76	
75-71-8	Dichlorodifluoromethane	5.9	U vs	5.9	0.49	UJ

MKP 8/25/2022

FORM I
GC/MS VOA ORGANICS ANALYSIS DATA SHEET

Lab Name: Eurofins Buffalo
Job No.: 480-200572-1
SDG No.:
Client Sample ID: B12-A
Lab Sample ID: 480-200572-2
Matrix: Solid
Lab File ID: M05457.D
Analysis Method: 8260C
Date Collected: 08/10/2022 12:40
Sample wt/vol: 4.96(g)
Date Analyzed: 08/13/2022 07:18
Soil Aliquot Vol:
Dilution Factor: 1
Soil Extract Vol.:
GC Column: ZB-624 (30) VOA ID: 0.25(mm)
Purge Volume: 5.0(mL)
Heated Purge: (Y/N) Y pH:
% Moisture: 15.1 % Solids: 84.9
Level: (low/med) Low
Analysis Batch No.: 637265
Units: ug/Kg

CAS NO.	COMPOUND NAME	RESULT	Q	RL	MDL
100-41-4	Ethylbenzene	5.9	U vs	5.9	0.41
98-82-8	Isopropylbenzene	5.9	U vs	5.9	0.90
79-20-9	Methyl acetate	30	U vs	30	3.6
1634-04-4	Methyl tert-butyl ether	5.9	U vs	5.9	0.58
108-87-2	Methylcyclohexane	5.9	U vs	5.9	0.90
75-09-2	Methylene Chloride	5.9	U vs	5.9	2.7
100-42-5	Styrene	5.9	U vs	5.9	0.30
127-18-4	Tetrachloroethene	5.9	U vs	5.9	0.80
108-88-3	Toluene	5.9	U vs	5.9	0.45
156-60-5	trans-1,2-Dichloroethene	5.9	U vs	5.9	0.61
10061-02-6	trans-1,3-Dichloropropene	5.9	U vs	5.9	2.6
79-01-6	Trichloroethene	5.9	U vs	5.9	1.3
75-69-4	Trichlorofluoromethane	5.9	U vs	5.9	0.56
75-01-4	Vinyl chloride	5.9	U vs	5.9	0.72
1330-20-7	Xylenes, Total	12	U vs	12	1.0

CAS NO.	SURROGATE	%REC	Q	LIMITS
17060-07-0	1,2-Dichloroethane-d4 (Surr)	101		64-126
460-00-4	4-Bromofluorobenzene (Surr)	95		72-126
1868-53-7	Dibromofluoromethane (Surr)	101		60-140
2037-26-5	Toluene-d8 (Surr)	100		71-125

FORM I
GC/MS VOA ORGANICS ANALYSIS DATA SHEET

Lab Name: Eurofins Buffalo | Job No.: 480-200572-1

SDG No.:

Client Sample ID: B39 | Lab Sample ID: 480-200572-3

Matrix: Solid | Lab File ID: M05458.D

Analysis Method: 8260C | Date Collected: 08/10/2022 12:50

Sample wt/vol: 5.14(g) | Date Analyzed: 08/13/2022 07:43

Soil Aliquot Vol: | Dilution Factor: 1

Soil Extract Vol.: | GC Column: ZB-624 (30) VOA ID: 0.25(mm)

Purge Volume: 5.0(mL) | Heated Purge: (Y/N) Y pH:

% Moisture: 15.2 % Solids: 84.8 | Level: (low/med) Low

Analysis Batch No.: 637265 | Units: ug/Kg

CAS NO.	COMPOUND NAME	RESULT	Q	RL	MDL	
71-55-6	1,1,1-Trichloroethane	5.7	U vs	5.7	0.42	
79-34-5	1,1,2,2-Tetrachloroethane	5.7	U vs	5.7	0.93	
76-13-1	1,1,2-Trichloro-1,2,2-trifluoroethane	5.7	U vs	5.7	1.3	UJ
79-00-5	1,1,2-Trichloroethane	5.7	U vs	5.7	0.75	
75-34-3	1,1-Dichloroethane	5.7	U vs	5.7	0.70	
75-35-4	1,1-Dichloroethene	5.7	U vs	5.7	0.70	
120-82-1	1,2,4-Trichlorobenzene	5.7	U vs	5.7	0.35	
96-12-8	1,2-Dibromo-3-Chloropropane	5.7	U vs	5.7	2.9	
106-93-4	1,2-Dibromoethane	5.7	U vs	5.7	0.74	
95-50-1	1,2-Dichlorobenzene	5.7	U vs	5.7	0.45	
107-06-2	1,2-Dichloroethane	5.7	U vs	5.7	0.29	
78-87-5	1,2-Dichloropropane	5.7	U vs	5.7	2.9	
541-73-1	1,3-Dichlorobenzene	5.7	U vs	5.7	0.29	
106-46-7	1,4-Dichlorobenzene	5.7	U vs	5.7	0.80	
78-93-3	2-Butanone (MEK)	29	U vs	29	2.1	
591-78-6	2-Hexanone	29	U vs	29	2.9	
108-10-1	4-Methyl-2-pentanone (MIBK)	29	U vs	29	1.9	
67-64-1	Acetone	20	J vs	29	4.8	
71-43-2	Benzene	5.7	U vs	5.7	0.28	
75-27-4	Bromodichloromethane	5.7	U vs	5.7	0.77	
75-25-2	Bromoform	5.7	U vs	5.7	2.9	
74-83-9	Bromomethane	5.7	U vs	5.7	0.52	
75-15-0	Carbon disulfide	5.7	U vs	5.7	2.9	
56-23-5	Carbon tetrachloride	5.7	U vs	5.7	0.56	
108-90-7	Chlorobenzene	5.7	U vs	5.7	0.76	
75-00-3	Chloroethane	5.7	U vs	5.7	1.3	
67-66-3	Chloroform	5.7	U vs	5.7	0.35	
74-87-3	Chloromethane	5.7	U vs	5.7	0.35	
156-59-2	cis-1,2-Dichloroethene	5.7	U vs	5.7	0.73	
10061-01-5	cis-1,3-Dichloropropene	5.7	U vs	5.7	0.83	
110-82-7	Cyclohexane	5.7	U vs	5.7	0.80	
124-48-1	Dibromochloromethane	5.7	U vs	5.7	0.73	
75-71-8	Dichlorodifluoromethane	5.7	U vs	5.7	0.47	UJ

MKP 8/25/2022

FORM I
GC/MS VOA ORGANICS ANALYSIS DATA SHEET

Lab Name: Eurofins Buffalo
Job No.: 480-200572-1
SDG No.:
Client Sample ID: B39
Lab Sample ID: 480-200572-3
Matrix: Solid
Lab File ID: M05458.D
Analysis Method: 8260C
Date Collected: 08/10/2022 12:50
Sample wt/vol: 5.14(g)
Date Analyzed: 08/13/2022 07:43
Soil Aliquot Vol:
Dilution Factor: 1
Soil Extract Vol.:
GC Column: ZB-624 (30) VOA ID: 0.25(mm)
Purge Volume: 5.0(mL)
Heated Purge: (Y/N) Y pH:
% Moisture: 15.2 % Solids: 84.8
Level: (low/med) Low
Analysis Batch No.: 637265
Units: ug/Kg

CAS NO.	COMPOUND NAME	RESULT	Q	RL	MDL
100-41-4	Ethylbenzene	5.7	U vs	5.7	0.40
98-82-8	Isopropylbenzene	5.7	U vs	5.7	0.87
79-20-9	Methyl acetate	29	U vs	29	3.5
1634-04-4	Methyl tert-butyl ether	5.7	U vs	5.7	0.56
108-87-2	Methylcyclohexane	5.7	U vs	5.7	0.87
75-09-2	Methylene Chloride	5.7	U vs	5.7	2.6
100-42-5	Styrene	5.7	U vs	5.7	0.29
127-18-4	Tetrachloroethene	5.7	U vs	5.7	0.77
108-88-3	Toluene	5.7	U vs	5.7	0.43
156-60-5	trans-1,2-Dichloroethene	5.7	U vs	5.7	0.59
10061-02-6	trans-1,3-Dichloropropene	5.7	U vs	5.7	2.5
79-01-6	Trichloroethene	5.7	U vs	5.7	1.3
75-69-4	Trichlorofluoromethane	5.7	U vs	5.7	0.54
75-01-4	Vinyl chloride	5.7	U vs	5.7	0.70
1330-20-7	Xylenes, Total	11	U vs	11	0.96

CAS NO.	SURROGATE	%REC	Q	LIMITS
17060-07-0	1,2-Dichloroethane-d4 (Surr)	103		64-126
460-00-4	4-Bromofluorobenzene (Surr)	97		72-126
1868-53-7	Dibromofluoromethane (Surr)	99		60-140
2037-26-5	Toluene-d8 (Surr)	102		71-125

FORM I
GC/MS VOA ORGANICS ANALYSIS DATA SHEET

Lab Name: Eurofins Buffalo | Job No.: 480-200572-1

SDG No.:

Client Sample ID: E10-A | Lab Sample ID: 480-200572-4

Matrix: Solid | Lab File ID: M05459.D

Analysis Method: 8260C | Date Collected: 08/10/2022 13:00

Sample wt/vol: 5.05(g) | Date Analyzed: 08/13/2022 08:06

Soil Aliquot Vol: | Dilution Factor: 1

Soil Extract Vol.: | GC Column: ZB-624 (30) VOA ID: 0.25(mm)

Purge Volume: 5.0(mL) | Heated Purge: (Y/N) Y pH:

% Moisture: 15.3 % Solids: 84.7 | Level: (low/med) Low

Analysis Batch No.: 637265 | Units: ug/Kg

CAS NO.	COMPOUND NAME	RESULT	Q	RL	MDL	
71-55-6	1,1,1-Trichloroethane	5.8	U vs	5.8	0.42	
79-34-5	1,1,2,2-Tetrachloroethane	5.8	U vs	5.8	0.95	
76-13-1	1,1,2-Trichloro-1,2,2-trifluoroethane	5.8	U vs	5.8	1.3	UJ
79-00-5	1,1,2-Trichloroethane	5.8	U vs	5.8	0.76	
75-34-3	1,1-Dichloroethane	5.8	U vs	5.8	0.71	
75-35-4	1,1-Dichloroethene	5.8	U vs	5.8	0.72	
120-82-1	1,2,4-Trichlorobenzene	5.8	U vs	5.8	0.36	
96-12-8	1,2-Dibromo-3-Chloropropane	5.8	U vs	5.8	2.9	
106-93-4	1,2-Dibromoethane	5.8	U vs	5.8	0.75	
95-50-1	1,2-Dichlorobenzene	5.8	U vs	5.8	0.46	
107-06-2	1,2-Dichloroethane	5.8	U vs	5.8	0.29	
78-87-5	1,2-Dichloropropane	5.8	U vs	5.8	2.9	
541-73-1	1,3-Dichlorobenzene	5.8	U vs	5.8	0.30	
106-46-7	1,4-Dichlorobenzene	5.8	U vs	5.8	0.82	
78-93-3	2-Butanone (MEK)	29	U vs	29	2.1	
591-78-6	2-Hexanone	29	U vs	29	2.9	
108-10-1	4-Methyl-2-pentanone (MIBK)	29	U vs	29	1.9	
67-64-1	Acetone	21	J vs	29	4.9	
71-43-2	Benzene	5.8	U vs	5.8	0.29	
75-27-4	Bromodichloromethane	5.8	U vs	5.8	0.78	
75-25-2	Bromoform	5.8	U vs	5.8	2.9	
74-83-9	Bromomethane	5.8	U vs	5.8	0.53	
75-15-0	Carbon disulfide	5.8	U vs	5.8	2.9	
56-23-5	Carbon tetrachloride	5.8	U vs	5.8	0.57	
108-90-7	Chlorobenzene	5.8	U vs	5.8	0.77	
75-00-3	Chloroethane	5.8	U vs	5.8	1.3	
67-66-3	Chloroform	5.8	U vs	5.8	0.36	
74-87-3	Chloromethane	5.8	U vs	5.8	0.35	
156-59-2	cis-1,2-Dichloroethene	5.8	U vs	5.8	0.75	
10061-01-5	cis-1,3-Dichloropropene	5.8	U vs	5.8	0.84	
110-82-7	Cyclohexane	5.8	U vs	5.8	0.82	
124-48-1	Dibromochloromethane	5.8	U vs	5.8	0.75	
75-71-8	Dichlorodifluoromethane	5.8	U vs	5.8	0.48	UJ

MKP 8/25/2022

FORM I
GC/MS VOA ORGANICS ANALYSIS DATA SHEET

Lab Name: Eurofins Buffalo
Job No.: 480-200572-1
SDG No.:
Client Sample ID: E10-A
Lab Sample ID: 480-200572-4
Matrix: Solid
Lab File ID: M05459.D
Analysis Method: 8260C
Date Collected: 08/10/2022 13:00
Sample wt/vol: 5.05(g)
Date Analyzed: 08/13/2022 08:06
Soil Aliquot Vol:
Dilution Factor: 1
Soil Extract Vol.:
GC Column: ZB-624 (30) VOA ID: 0.25(mm)
Purge Volume: 5.0(mL)
Heated Purge: (Y/N) Y pH:
% Moisture: 15.3 % Solids: 84.7
Level: (low/med) Low
Analysis Batch No.: 637265
Units: ug/Kg

CAS NO.	COMPOUND NAME	RESULT	Q	RL	MDL
100-41-4	Ethylbenzene	5.8	U vs	5.8	0.40
98-82-8	Isopropylbenzene	5.8	U vs	5.8	0.88
79-20-9	Methyl acetate	29	U vs	29	3.5
1634-04-4	Methyl tert-butyl ether	5.8	U vs	5.8	0.57
108-87-2	Methylcyclohexane	5.8	U vs	5.8	0.89
75-09-2	Methylene Chloride	5.8	U vs	5.8	2.7
100-42-5	Styrene	5.8	U vs	5.8	0.29
127-18-4	Tetrachloroethene	5.8	U vs	5.8	0.78
108-88-3	Toluene	5.8	U vs	5.8	0.44
156-60-5	trans-1,2-Dichloroethene	5.8	U vs	5.8	0.60
10061-02-6	trans-1,3-Dichloropropene	5.8	U vs	5.8	2.6
79-01-6	Trichloroethene	5.8	U vs	5.8	1.3
75-69-4	Trichlorofluoromethane	5.8	U vs	5.8	0.55
75-01-4	Vinyl chloride	5.8	U vs	5.8	0.71
1330-20-7	Xylenes, Total	12	U vs	12	0.98

CAS NO.	SURROGATE	%REC	Q	LIMITS
17060-07-0	1,2-Dichloroethane-d4 (Surr)	102		64-126
460-00-4	4-Bromofluorobenzene (Surr)	97		72-126
1868-53-7	Dibromofluoromethane (Surr)	102		60-140
2037-26-5	Toluene-d8 (Surr)	99		71-125

Method 8270D

Semivolatile Organic Compounds (GC/MS) by Method 8270D

No data validation quailifers were added

MKP 8/25/2022

FORM I
GC/MS SEMI VOA ORGANICS ANALYSIS DATA SHEET

Lab Name: Eurofins Buffalo | Job No.: 480-200572-1

SDG No.:

Client Sample ID: B3-B | Lab Sample ID: 480-200572-1

Matrix: Solid | Lab File ID: X241828738.d

Analysis Method: 8270D | Date Collected: 08/10/2022 12:30

Extract. Method: 3550C | Date Extracted: 08/11/2022 15:57

Sample wt/vol: 30.29(g) | Date Analyzed: 08/16/2022 20:48

Con. Extract Vol.: 1(mL) | Dilution Factor: 1

Injection Volume: 1(uL) | GC Column: RXI-5Sil MS ID: 0.25(mm)

% Moisture: 15.2 % Solids: 84.8 | GPC Cleanup:(Y/N) N

Cleanup Factor: | Level: (low/med) Low

Analysis Batch No.: 637555 | Units: ug/Kg

CAS NO.	COMPOUND NAME	RESULT	Q	RL	MDL
95-95-4	2,4,5-Trichlorophenol	200	U	200	54
88-06-2	2,4,6-Trichlorophenol	200	U	200	40
120-83-2	2,4-Dichlorophenol	200	U	200	21
105-67-9	2,4-Dimethylphenol	200	U	200	48
51-28-5	2,4-Dinitrophenol	1900	U	1900	920
121-14-2	2,4-Dinitrotoluene	200	U	200	41
606-20-2	2,6-Dinitrotoluene	200	U	200	23
91-58-7	2-Chloronaphthalene	200	U	200	33
95-57-8	2-Chlorophenol	390	U	390	36
91-57-6	2-Methylnaphthalene	200	U	200	40
95-48-7	2-Methylphenol	200	U	200	23
88-74-4	2-Nitroaniline	390	U	390	29
88-75-5	2-Nitrophenol	200	U	200	56
91-94-1	3,3'-Dichlorobenzidine	390	U	390	230
99-09-2	3-Nitroaniline	390	U	390	55
534-52-1	4,6-Dinitro-2-methylphenol	390	U	390	200
101-55-3	4-Bromophenyl phenyl ether	200	U	200	28
59-50-7	4-Chloro-3-methylphenol	200	U	200	49
106-47-8	4-Chloroaniline	200	U	200	49
7005-72-3	4-Chlorophenyl phenyl ether	200	U	200	25
106-44-5	4-Methylphenol	390	U	390	23
100-01-6	4-Nitroaniline	390	U	390	100
100-02-7	4-Nitrophenol	390	U	390	140
83-32-9	Acenaphthene	200	U	200	29
208-96-8	Acenaphthylene	200	U	200	26
98-86-2	Acetophenone	200	U	200	27
120-12-7	Anthracene	200	U	200	49
1912-24-9	Atrazine	200	U	200	69
100-52-7	Benzaldehyde	200	U	200	160
56-55-3	Benzo[a]anthracene	200	U	200	20
50-32-8	Benzo[a]pyrene	200	U	200	29
205-99-2	Benzo[b]fluoranthene	200	U	200	32

FORM I
GC/MS SEMI VOA ORGANICS ANALYSIS DATA SHEET

Lab Name: Eurofins Buffalo | Job No.: 480-200572-1

SDG No.:

Client Sample ID: B3-B | Lab Sample ID: 480-200572-1

Matrix: Solid | Lab File ID: X241828738.d

Analysis Method: 8270D | Date Collected: 08/10/2022 12:30

Extract. Method: 3550C | Date Extracted: 08/11/2022 15:57

Sample wt/vol: 30.29(g) | Date Analyzed: 08/16/2022 20:48

Con. Extract Vol.: 1(mL) | Dilution Factor: 1

Injection Volume: 1(uL) | GC Column: RXI-5Sil MS ID: 0.25(mm)

% Moisture: 15.2 % Solids: 84.8 | GPC Cleanup:(Y/N) N

Cleanup Factor: | Level: (low/med) Low

Analysis Batch No.: 637555 | Units: ug/Kg

CAS NO.	COMPOUND NAME	RESULT	Q	RL	MDL
191-24-2	Benzo[g,h,i]perylene	200	U	200	21
207-08-9	Benzo[k]fluoranthene	200	U	200	26
92-52-4	Biphenyl	200	U	200	29
108-60-1	bis (2-chloroisopropyl) ether	200	U	200	40
111-91-1	Bis(2-chloroethoxy)methane	200	U	200	42
111-44-4	Bis(2-chloroethyl)ether	200	U	200	26
117-81-7	Bis(2-ethylhexyl) phthalate	200	U	200	68
85-68-7	Butyl benzyl phthalate	200	U	200	33
105-60-2	Caprolactam	200	U	200	60
86-74-8	Carbazole	200	U	200	23
218-01-9	Chrysene	200	U	200	44
53-70-3	Dibenz(a,h)anthracene	200	U	200	35
132-64-9	Dibenzofuran	200	U	200	23
84-66-2	Diethyl phthalate	200	U	200	26
131-11-3	Dimethyl phthalate	200	U	200	23
84-74-2	Di-n-butyl phthalate	200	U	200	34
117-84-0	Di-n-octyl phthalate	200	U	200	23
206-44-0	Fluoranthene	200	U	200	21
86-73-7	Fluorene	200	U	200	23
118-74-1	Hexachlorobenzene	200	U	200	27
87-68-3	Hexachlorobutadiene	200	U	200	29
77-47-4	Hexachlorocyclopentadiene	200	U	200	27
67-72-1	Hexachloroethane	200	U	200	26
193-39-5	Indeno[1,2,3-cd]pyrene	200	U	200	25
78-59-1	Isophorone	200	U	200	42
91-20-3	Naphthalene	200	U	200	26
98-95-3	Nitrobenzene	200	U	200	22
621-64-7	N-Nitrosodi-n-propylamine	200	U	200	34
86-30-6	N-Nitrosodiphenylamine	200	U	200	160
87-86-5	Pentachlorophenol	390	U	390	200
85-01-8	Phenanthrene	200	U	200	29
108-95-2	Phenol	200	U	200	30

FORM I
GC/MS SEMI VOA ORGANICS ANALYSIS DATA SHEET

Lab Name: Eurofins Buffalo
Job No.: 480-200572-1
SDG No.:
Client Sample ID: B3-B
Lab Sample ID: 480-200572-1
Matrix: Solid
Lab File ID: X241828738.d
Analysis Method: 8270D
Date Collected: 08/10/2022 12:30
Extract. Method: 3550C
Date Extracted: 08/11/2022 15:57
Sample wt/vol: 30.29(g)
Date Analyzed: 08/16/2022 20:48
Con. Extract Vol.: 1(mL)
Dilution Factor: 1
Injection Volume: 1(uL)
GC Column: RXI-5Sil MS ID: 0.25(mm)
% Moisture: 15.2 % Solids: 84.8
GPC Cleanup:(Y/N) N
Cleanup Factor:
Level: (low/med) Low
Analysis Batch No.: 637555
Units: ug/Kg

CAS NO.	COMPOUND NAME	RESULT	Q	RL	MDL
129-00-0	Pyrene	200	U	200	23

CAS NO.	SURROGATE	%REC	Q	LIMITS
118-79-6	2,4,6-Tribromophenol (Surr)	76		54-120
321-60-8	2-Fluorobiphenyl (Surr)	79		60-120
367-12-4	2-Fluorophenol (Surr)	75		52-120
4165-60-0	Nitrobenzene-d5 (Surr)	74		53-120
4165-62-2	Phenol-d5 (Surr)	79		54-120
1718-51-0	p-Terphenyl-d14 (Surr)	106		79-130

FORM I
GC/MS SEMI VOA ORGANICS ANALYSIS DATA SHEET

Lab Name: Eurofins Buffalo | Job No.: 480-200572-1

SDG No.:

Client Sample ID: B12-A | Lab Sample ID: 480-200572-2

Matrix: Solid | Lab File ID: X241828739.d

Analysis Method: 8270D | Date Collected: 08/10/2022 12:40

Extract. Method: 3550C | Date Extracted: 08/11/2022 15:57

Sample wt/vol: 30.33(g) | Date Analyzed: 08/16/2022 21:13

Con. Extract Vol.: 1(mL) | Dilution Factor: 1

Injection Volume: 1(uL) | GC Column: RXI-5Sil MS ID: 0.25(mm)

% Moisture: 15.1 % Solids: 84.9 | GPC Cleanup:(Y/N) N

Cleanup Factor: | Level: (low/med) Low

Analysis Batch No.: 637555 | Units: ug/Kg

CAS NO.	COMPOUND NAME	RESULT	Q	RL	MDL
95-95-4	2,4,5-Trichlorophenol	200	U	200	54
88-06-2	2,4,6-Trichlorophenol	200	U	200	40
120-83-2	2,4-Dichlorophenol	200	U	200	21
105-67-9	2,4-Dimethylphenol	200	U	200	48
51-28-5	2,4-Dinitrophenol	1900	U	1900	910
121-14-2	2,4-Dinitrotoluene	200	U	200	41
606-20-2	2,6-Dinitrotoluene	200	U	200	23
91-58-7	2-Chloronaphthalene	200	U	200	33
95-57-8	2-Chlorophenol	380	U	380	36
91-57-6	2-Methylnaphthalene	200	U	200	40
95-48-7	2-Methylphenol	200	U	200	23
88-74-4	2-Nitroaniline	380	U	380	29
88-75-5	2-Nitrophenol	200	U	200	56
91-94-1	3,3'-Dichlorobenzidine	380	U	380	230
99-09-2	3-Nitroaniline	380	U	380	55
534-52-1	4,6-Dinitro-2-methylphenol	380	U	380	200
101-55-3	4-Bromophenyl phenyl ether	200	U	200	28
59-50-7	4-Chloro-3-methylphenol	200	U	200	49
106-47-8	4-Chloroaniline	200	U	200	49
7005-72-3	4-Chlorophenyl phenyl ether	200	U	200	24
106-44-5	4-Methylphenol	380	U	380	23
100-01-6	4-Nitroaniline	380	U	380	100
100-02-7	4-Nitrophenol	380	U	380	140
83-32-9	Acenaphthene	200	U	200	29
208-96-8	Acenaphthylene	200	U	200	26
98-86-2	Acetophenone	200	U	200	27
120-12-7	Anthracene	200	U	200	49
1912-24-9	Atrazine	200	U	200	69
100-52-7	Benzaldehyde	200	U	200	160
56-55-3	Benzo[a]anthracene	200	U	200	20
50-32-8	Benzo[a]pyrene	200	U	200	29
205-99-2	Benzo[b]fluoranthene	200	U	200	31

FORM I
GC/MS SEMI VOA ORGANICS ANALYSIS DATA SHEET

Lab Name: Eurofins Buffalo | Job No.: 480-200572-1

SDG No.:

Client Sample ID: B12-A | Lab Sample ID: 480-200572-2

Matrix: Solid | Lab File ID: X241828739.d

Analysis Method: 8270D | Date Collected: 08/10/2022 12:40

Extract. Method: 3550C | Date Extracted: 08/11/2022 15:57

Sample wt/vol: 30.33(g) | Date Analyzed: 08/16/2022 21:13

Con. Extract Vol.: 1(mL) | Dilution Factor: 1

Injection Volume: 1(uL) | GC Column: RXI-5Sil MS ID: 0.25(mm)

% Moisture: 15.1 % Solids: 84.9 | GPC Cleanup:(Y/N) N

Cleanup Factor: | Level: (low/med) Low

Analysis Batch No.: 637555 | Units: ug/Kg

CAS NO.	COMPOUND NAME	RESULT	Q	RL	MDL
191-24-2	Benzo[g,h,i]perylene	200	U	200	21
207-08-9	Benzo[k]fluoranthene	200	U	200	26
92-52-4	Biphenyl	200	U	200	29
108-60-1	bis (2-chloroisopropyl) ether	200	U	200	40
111-91-1	Bis(2-chloroethoxy)methane	200	U	200	42
111-44-4	Bis(2-chloroethyl)ether	200	U	200	26
117-81-7	Bis(2-ethylhexyl) phthalate	200	U	200	68
85-68-7	Butyl benzyl phthalate	200	U	200	33
105-60-2	Caprolactam	200	U	200	59
86-74-8	Carbazole	200	U	200	23
218-01-9	Chrysene	200	U	200	44
53-70-3	Dibenz(a,h)anthracene	200	U	200	35
132-64-9	Dibenzofuran	200	U	200	23
84-66-2	Diethyl phthalate	200	U	200	26
131-11-3	Dimethyl phthalate	200	U	200	23
84-74-2	Di-n-butyl phthalate	200	U	200	34
117-84-0	Di-n-octyl phthalate	200	U	200	23
206-44-0	Fluoranthene	200	U	200	21
86-73-7	Fluorene	200	U	200	23
118-74-1	Hexachlorobenzene	200	U	200	27
87-68-3	Hexachlorobutadiene	200	U	200	29
77-47-4	Hexachlorocyclopentadiene	200	U	200	27
67-72-1	Hexachloroethane	200	U	200	26
193-39-5	Indeno[1,2,3-cd]pyrene	200	U	200	24
78-59-1	Isophorone	200	U	200	42
91-20-3	Naphthalene	200	U	200	26
98-95-3	Nitrobenzene	200	U	200	22
621-64-7	N-Nitrosodi-n-propylamine	200	U	200	34
86-30-6	N-Nitrosodiphenylamine	200	U	200	160
87-86-5	Pentachlorophenol	380	U	380	200
85-01-8	Phenanthrene	200	U	200	29
108-95-2	Phenol	200	U	200	30

FORM I
GC/MS SEMI VOA ORGANICS ANALYSIS DATA SHEET

Lab Name: Eurofins Buffalo
Job No.: 480-200572-1
SDG No.:
Client Sample ID: B12-A
Lab Sample ID: 480-200572-2
Matrix: Solid
Lab File ID: X241828739.d
Analysis Method: 8270D
Date Collected: 08/10/2022 12:40
Extract. Method: 3550C
Date Extracted: 08/11/2022 15:57
Sample wt/vol: 30.33(g)
Date Analyzed: 08/16/2022 21:13
Con. Extract Vol.: 1(mL)
Dilution Factor: 1
Injection Volume: 1(uL)
GC Column: RXI-5Sil MS ID: 0.25(mm)
% Moisture: 15.1 % Solids: 84.9
GPC Cleanup:(Y/N) N
Cleanup Factor:
Level: (low/med) Low
Analysis Batch No.: 637555
Units: ug/Kg

CAS NO.	COMPOUND NAME	RESULT	Q	RL	MDL
129-00-0	Pyrene	200	U	200	23

CAS NO.	SURROGATE	%REC	Q	LIMITS
118-79-6	2,4,6-Tribromophenol (Surr)	75		54-120
321-60-8	2-Fluorobiphenyl (Surr)	79		60-120
367-12-4	2-Fluorophenol (Surr)	74		52-120
4165-60-0	Nitrobenzene-d5 (Surr)	77		53-120
4165-62-2	Phenol-d5 (Surr)	77		54-120
1718-51-0	p-Terphenyl-d14 (Surr)	100		79-130

FORM I
GC/MS SEMI VOA ORGANICS ANALYSIS DATA SHEET

Lab Name: Eurofins Buffalo | Job No.: 480-200572-1

SDG No.:

Client Sample ID: B39 | Lab Sample ID: 480-200572-3

Matrix: Solid | Lab File ID: X241828740.d

Analysis Method: 8270D | Date Collected: 08/10/2022 12:50

Extract. Method: 3550C | Date Extracted: 08/11/2022 15:57

Sample wt/vol: 30.23(g) | Date Analyzed: 08/16/2022 21:37

Con. Extract Vol.: 1(mL) | Dilution Factor: 1

Injection Volume: 1(uL) | GC Column: RXI-5Sil MS ID: 0.25(mm)

% Moisture: 15.2 % Solids: 84.8 | GPC Cleanup:(Y/N) N

Cleanup Factor: | Level: (low/med) Low

Analysis Batch No.: 637555 | Units: ug/Kg

CAS NO.	COMPOUND NAME	RESULT	Q	RL	MDL
95-95-4	2,4,5-Trichlorophenol	200	U	200	54
88-06-2	2,4,6-Trichlorophenol	200	U	200	40
120-83-2	2,4-Dichlorophenol	200	U	200	21
105-67-9	2,4-Dimethylphenol	200	U	200	48
51-28-5	2,4-Dinitrophenol	1900	U	1900	920
121-14-2	2,4-Dinitrotoluene	200	U	200	41
606-20-2	2,6-Dinitrotoluene	200	U	200	23
91-58-7	2-Chloronaphthalene	200	U	200	33
95-57-8	2-Chlorophenol	390	U	390	36
91-57-6	2-Methylnaphthalene	200	U	200	40
95-48-7	2-Methylphenol	200	U	200	23
88-74-4	2-Nitroaniline	390	U	390	29
88-75-5	2-Nitrophenol	200	U	200	56
91-94-1	3,3'-Dichlorobenzidine	390	U	390	230
99-09-2	3-Nitroaniline	390	U	390	55
534-52-1	4,6-Dinitro-2-methylphenol	390	U	390	200
101-55-3	4-Bromophenyl phenyl ether	200	U	200	28
59-50-7	4-Chloro-3-methylphenol	200	U	200	49
106-47-8	4-Chloroaniline	200	U	200	49
7005-72-3	4-Chlorophenyl phenyl ether	200	U	200	25
106-44-5	4-Methylphenol	390	U	390	23
100-01-6	4-Nitroaniline	390	U	390	100
100-02-7	4-Nitrophenol	390	U	390	140
83-32-9	Acenaphthene	200	U	200	29
208-96-8	Acenaphthylene	200	U	200	26
98-86-2	Acetophenone	200	U	200	27
120-12-7	Anthracene	200	U	200	49
1912-24-9	Atrazine	200	U	200	69
100-52-7	Benzaldehyde	200	U	200	160
56-55-3	Benzo[a]anthracene	200	U	200	20
50-32-8	Benzo[a]pyrene	200	U	200	29
205-99-2	Benzo[b]fluoranthene	200	U	200	32

FORM I
GC/MS SEMI VOA ORGANICS ANALYSIS DATA SHEET

Lab Name: Eurofins Buffalo | Job No.: 480-200572-1

SDG No.:

Client Sample ID: B39 | Lab Sample ID: 480-200572-3

Matrix: Solid | Lab File ID: X241828740.d

Analysis Method: 8270D | Date Collected: 08/10/2022 12:50

Extract. Method: 3550C | Date Extracted: 08/11/2022 15:57

Sample wt/vol: 30.23(g) | Date Analyzed: 08/16/2022 21:37

Con. Extract Vol.: 1(mL) | Dilution Factor: 1

Injection Volume: 1(uL) | GC Column: RXI-5Sil MS ID: 0.25(mm)

% Moisture: 15.2 % Solids: 84.8 | GPC Cleanup:(Y/N) N

Cleanup Factor: | Level: (low/med) Low

Analysis Batch No.: 637555 | Units: ug/Kg

CAS NO.	COMPOUND NAME	RESULT	Q	RL	MDL
191-24-2	Benzo[g,h,i]perylene	200	U	200	21
207-08-9	Benzo[k]fluoranthene	200	U	200	26
92-52-4	Biphenyl	200	U	200	29
108-60-1	bis (2-chloroisopropyl) ether	200	U	200	40
111-91-1	Bis(2-chloroethoxy)methane	200	U	200	42
111-44-4	Bis(2-chloroethyl)ether	200	U	200	26
117-81-7	Bis(2-ethylhexyl) phthalate	200	U	200	68
85-68-7	Butyl benzyl phthalate	200	U	200	33
105-60-2	Caprolactam	200	U	200	60
86-74-8	Carbazole	200	U	200	23
218-01-9	Chrysene	200	U	200	44
53-70-3	Dibenz(a,h)anthracene	200	U	200	35
132-64-9	Dibenzofuran	200	U	200	23
84-66-2	Diethyl phthalate	200	U	200	26
131-11-3	Dimethyl phthalate	200	U	200	23
84-74-2	Di-n-butyl phthalate	200	U	200	34
117-84-0	Di-n-octyl phthalate	200	U	200	23
206-44-0	Fluoranthene	200	U	200	21
86-73-7	Fluorene	200	U	200	23
118-74-1	Hexachlorobenzene	200	U	200	27
87-68-3	Hexachlorobutadiene	200	U	200	29
77-47-4	Hexachlorocyclopentadiene	200	U	200	27
67-72-1	Hexachloroethane	200	U	200	26
193-39-5	Indeno[1,2,3-cd]pyrene	200	U	200	25
78-59-1	Isophorone	200	U	200	42
91-20-3	Naphthalene	200	U	200	26
98-95-3	Nitrobenzene	200	U	200	22
621-64-7	N-Nitrosodi-n-propylamine	200	U	200	34
86-30-6	N-Nitrosodiphenylamine	200	U	200	160
87-86-5	Pentachlorophenol	390	U	390	200
85-01-8	Phenanthrene	200	U	200	29
108-95-2	Phenol	200	U	200	30

FORM I
GC/MS SEMI VOA ORGANICS ANALYSIS DATA SHEET

Lab Name: Eurofins Buffalo
Job No.: 480-200572-1
SDG No.:
Client Sample ID: B39
Lab Sample ID: 480-200572-3
Matrix: Solid
Lab File ID: X241828740.d
Analysis Method: 8270D
Date Collected: 08/10/2022 12:50
Extract. Method: 3550C
Date Extracted: 08/11/2022 15:57
Sample wt/vol: 30.23(g)
Date Analyzed: 08/16/2022 21:37
Con. Extract Vol.: 1(mL)
Dilution Factor: 1
Injection Volume: 1(uL)
GC Column: RXI-5Sil MS ID: 0.25(mm)
% Moisture: 15.2 % Solids: 84.8
GPC Cleanup:(Y/N) N
Cleanup Factor:
Level: (low/med) Low
Analysis Batch No.: 637555
Units: ug/Kg

CAS NO.	COMPOUND NAME	RESULT	Q	RL	MDL
129-00-0	Pyrene	200	U	200	23

CAS NO.	SURROGATE	%REC	Q	LIMITS
118-79-6	2,4,6-Tribromophenol (Surr)	84		54-120
321-60-8	2-Fluorobiphenyl (Surr)	82		60-120
367-12-4	2-Fluorophenol (Surr)	76		52-120
4165-60-0	Nitrobenzene-d5 (Surr)	76		53-120
4165-62-2	Phenol-d5 (Surr)	83		54-120
1718-51-0	p-Terphenyl-d14 (Surr)	111		79-130

FORM I
GC/MS SEMI VOA ORGANICS ANALYSIS DATA SHEET

Lab Name: Eurofins Buffalo | Job No.: 480-200572-1

SDG No.:

Client Sample ID: E10-A | Lab Sample ID: 480-200572-4

Matrix: Solid | Lab File ID: X241828741.d

Analysis Method: 8270D | Date Collected: 08/10/2022 13:00

Extract. Method: 3550C | Date Extracted: 08/11/2022 15:57

Sample wt/vol: 30.70(g) | Date Analyzed: 08/16/2022 22:01

Con. Extract Vol.: 1(mL) | Dilution Factor: 1

Injection Volume: 1(uL) | GC Column: RXI-5Sil MS ID: 0.25(mm)

% Moisture: 15.3 % Solids: 84.7 | GPC Cleanup:(Y/N) N

Cleanup Factor: | Level: (low/med) Low

Analysis Batch No.: 637555 | Units: ug/Kg

CAS NO.	COMPOUND NAME	RESULT	Q	RL	MDL
95-95-4	2,4,5-Trichlorophenol	200	U	200	53
88-06-2	2,4,6-Trichlorophenol	200	U	200	39
120-83-2	2,4-Dichlorophenol	200	U	200	21
105-67-9	2,4-Dimethylphenol	200	U	200	47
51-28-5	2,4-Dinitrophenol	1900	U	1900	900
121-14-2	2,4-Dinitrotoluene	200	U	200	40
606-20-2	2,6-Dinitrotoluene	200	U	200	23
91-58-7	2-Chloronaphthalene	200	U	200	32
95-57-8	2-Chlorophenol	380	U	380	36
91-57-6	2-Methylnaphthalene	200	U	200	39
95-48-7	2-Methylphenol	200	U	200	23
88-74-4	2-Nitroaniline	380	U	380	29
88-75-5	2-Nitrophenol	200	U	200	55
91-94-1	3,3'-Dichlorobenzidine	380	U	380	230
99-09-2	3-Nitroaniline	380	U	380	54
534-52-1	4,6-Dinitro-2-methylphenol	380	U	380	200
101-55-3	4-Bromophenyl phenyl ether	200	U	200	28
59-50-7	4-Chloro-3-methylphenol	200	U	200	48
106-47-8	4-Chloroaniline	200	U	200	48
7005-72-3	4-Chlorophenyl phenyl ether	200	U	200	24
106-44-5	4-Methylphenol	380	U	380	23
100-01-6	4-Nitroaniline	380	U	380	100
100-02-7	4-Nitrophenol	380	U	380	140
83-32-9	Acenaphthene	200	U	200	29
208-96-8	Acenaphthylene	200	U	200	25
98-86-2	Acetophenone	200	U	200	27
120-12-7	Anthracene	200	U	200	48
1912-24-9	Atrazine	200	U	200	68
100-52-7	Benzaldehyde	200	U	200	160
56-55-3	Benzo[a]anthracene	200	U	200	20
50-32-8	Benzo[a]pyrene	200	U	200	29
205-99-2	Benzo[b]fluoranthene	200	U	200	31

FORM I
GC/MS SEMI VOA ORGANICS ANALYSIS DATA SHEET

Lab Name: Eurofins Buffalo | Job No.: 480-200572-1

SDG No.:

Client Sample ID: E10-A | Lab Sample ID: 480-200572-4

Matrix: Solid | Lab File ID: X241828741.d

Analysis Method: 8270D | Date Collected: 08/10/2022 13:00

Extract. Method: 3550C | Date Extracted: 08/11/2022 15:57

Sample wt/vol: 30.70(g) | Date Analyzed: 08/16/2022 22:01

Con. Extract Vol.: 1(mL) | Dilution Factor: 1

Injection Volume: 1(uL) | GC Column: RXI-5Sil MS ID: 0.25(mm)

% Moisture: 15.3 % Solids: 84.7 | GPC Cleanup:(Y/N) N

Cleanup Factor: | Level: (low/med) Low

Analysis Batch No.: 637555 | Units: ug/Kg

CAS NO.	COMPOUND NAME	RESULT	Q	RL	MDL
191-24-2	Benzo[g,h,i]perylene	200	U	200	21
207-08-9	Benzo[k]fluoranthene	200	U	200	25
92-52-4	Biphenyl	200	U	200	29
108-60-1	bis (2-chloroisopropyl) ether	200	U	200	39
111-91-1	Bis(2-chloroethoxy)methane	200	U	200	42
111-44-4	Bis(2-chloroethyl)ether	200	U	200	25
117-81-7	Bis(2-ethylhexyl) phthalate	200	U	200	67
85-68-7	Butyl benzyl phthalate	200	U	200	32
105-60-2	Caprolactam	200	U	200	59
86-74-8	Carbazole	200	U	200	23
218-01-9	Chrysene	200	U	200	44
53-70-3	Dibenz(a,h)anthracene	200	U	200	35
132-64-9	Dibenzofuran	200	U	200	23
84-66-2	Diethyl phthalate	200	U	200	25
131-11-3	Dimethyl phthalate	200	U	200	23
84-74-2	Di-n-butyl phthalate	200	U	200	33
117-84-0	Di-n-octyl phthalate	200	U	200	23
206-44-0	Fluoranthene	200	U	200	21
86-73-7	Fluorene	200	U	200	23
118-74-1	Hexachlorobenzene	200	U	200	27
87-68-3	Hexachlorobutadiene	200	U	200	29
77-47-4	Hexachlorocyclopentadiene	200	U	200	27
67-72-1	Hexachloroethane	200	U	200	25
193-39-5	Indeno[1,2,3-cd]pyrene	200	U	200	24
78-59-1	Isophorone	200	U	200	42
91-20-3	Naphthalene	200	U	200	25
98-95-3	Nitrobenzene	200	U	200	22
621-64-7	N-Nitrosodi-n-propylamine	200	U	200	33
86-30-6	N-Nitrosodiphenylamine	200	U	200	160
87-86-5	Pentachlorophenol	380	U	380	200
85-01-8	Phenanthrene	200	U	200	29
108-95-2	Phenol	200	U	200	30

FORM I
GC/MS SEMI VOA ORGANICS ANALYSIS DATA SHEET

Lab Name: Eurofins Buffalo
Job No.: 480-200572-1
SDG No.:
Client Sample ID: E10-A
Lab Sample ID: 480-200572-4
Matrix: Solid
Lab File ID: X241828741.d
Analysis Method: 8270D
Date Collected: 08/10/2022 13:00
Extract. Method: 3550C
Date Extracted: 08/11/2022 15:57
Sample wt/vol: 30.70(g)
Date Analyzed: 08/16/2022 22:01
Con. Extract Vol.: 1(mL)
Dilution Factor: 1
Injection Volume: 1(uL)
GC Column: RXI-5Sil MS ID: 0.25(mm)
% Moisture: 15.3 % Solids: 84.7
GPC Cleanup:(Y/N) N
Cleanup Factor:
Level: (low/med) Low
Analysis Batch No.: 637555
Units: ug/Kg

CAS NO.	COMPOUND NAME	RESULT	Q	RL	MDL
129-00-0	Pyrene	200	U	200	23

CAS NO.	SURROGATE	%REC	Q	LIMITS
118-79-6	2,4,6-Tribromophenol (Surr)	83		54-120
321-60-8	2-Fluorobiphenyl (Surr)	86		60-120
367-12-4	2-Fluorophenol (Surr)	77		52-120
4165-60-0	Nitrobenzene-d5 (Surr)	80		53-120
4165-62-2	Phenol-d5 (Surr)	84		54-120
1718-51-0	p-Terphenyl-d14 (Surr)	103		79-130

Method 8081B

Organochlorine Pesticides (GC) by Method 8081B

No data validation quailifers were added

MKP 8/25/2022

FORM I
PESTICIDES ORGANICS ANALYSIS DATA SHEET

Lab Name: Eurofins Buffalo
Job No.: 480-200572-1
SDG No.:
Client Sample ID: B3-B
Lab Sample ID: 480-200572-1
Matrix: Solid
Lab File ID: 25_61-167.D
Analysis Method: 8081B
Date Collected: 08/10/2022 12:30
Extraction Method: 3550C
Date Extracted: 08/15/2022 15:40
Sample wt/vol: 30.62(g)
Date Analyzed: 08/16/2022 11:17
Con. Extract Vol.: 10(mL)
Dilution Factor: 1
Injection Volume: 1(uL)
GC Column: RTX-CLPI ID: 0.53(mm)
% Moisture: 15.2 % Solids: 84.8
GPC Cleanup:(Y/N) N
Cleanup Factor:
Analysis Batch No.: 637537
Units: ug/Kg

CAS NO.	COMPOUND NAME	RESULT	Q	RL	MDL
72-54-8	4,4'-DDD	1.9	U	1.9	0.37
72-55-9	4,4'-DDE	1.9	U	1.9	0.40
50-29-3	4,4'-DDT	1.9	U	1.9	0.45
309-00-2	Aldrin	1.9	U	1.9	0.47
319-84-6	alpha-BHC	1.9	U	1.9	0.35
319-85-7	beta-BHC	1.9	U	1.9	0.35
5103-71-9	cis-Chlordane	1.9	U	1.9	0.96
319-86-8	delta-BHC	1.9	U	1.9	0.36
60-57-1	Dieldrin	1.9	U	1.9	0.46
959-98-8	Endosulfan I	1.9	U	1.9	0.37
33213-65-9	Endosulfan II	1.9	U	1.9	0.35
1031-07-8	Endosulfan sulfate	1.9	U	1.9	0.36
72-20-8	Endrin	1.9	U	1.9	0.38
7421-93-4	Endrin aldehyde	1.9	U	1.9	0.49
53494-70-5	Endrin ketone	1.9	U	1.9	0.47
58-89-9	gamma-BHC (Lindane)	1.9	U	1.9	0.35
76-44-8	Heptachlor	1.9	U	1.9	0.42
1024-57-3	Heptachlor epoxide	1.9	U	1.9	0.50
72-43-5	Methoxychlor	1.9	U	1.9	0.39
8001-35-2	Toxaphene	19	U	19	11
5103-74-2	trans-Chlordane	1.9	U	1.9	0.61

CAS NO.	SURROGATE	%REC	Q	LIMITS
2051-24-3	DCB Decachlorobiphenyl	82		45-120
877-09-8	Tetrachloro-m-xylene	93		30-124

FORM I
PESTICIDES ORGANICS ANALYSIS DATA SHEET

Lab Name: Eurofins Buffalo
Job No.: 480-200572-1
SDG No.:
Client Sample ID: B12-A
Lab Sample ID: 480-200572-2
Matrix: Solid
Lab File ID: 25_61-168.D
Analysis Method: 8081B
Date Collected: 08/10/2022 12:40
Extraction Method: 3550C
Date Extracted: 08/15/2022 15:40
Sample wt/vol: 30.25(g)
Date Analyzed: 08/16/2022 11:37
Con. Extract Vol.: 10(mL)
Dilution Factor: 1
Injection Volume: 1(uL)
GC Column: RTX-CLPI ID: 0.53(mm)
% Moisture: 15.1 % Solids: 84.9
GPC Cleanup:(Y/N) N
Cleanup Factor:
Analysis Batch No.: 637537
Units: ug/Kg

CAS NO.	COMPOUND NAME	RESULT	Q	RL	MDL
72-54-8	4,4'-DDD	2.0	U	2.0	0.38
72-55-9	4,4'-DDE	2.0	U	2.0	0.41
50-29-3	4,4'-DDT	2.0	U	2.0	0.46
309-00-2	Aldrin	2.0	U	2.0	0.48
319-84-6	alpha-BHC	2.0	U	2.0	0.35
319-85-7	beta-BHC	2.0	U	2.0	0.35
5103-71-9	cis-Chlordane	2.0	U	2.0	0.97
319-86-8	delta-BHC	2.0	U	2.0	0.36
60-57-1	Dieldrin	2.0	U	2.0	0.47
959-98-8	Endosulfan I	2.0	U	2.0	0.37
33213-65-9	Endosulfan II	2.0	U	2.0	0.35
1031-07-8	Endosulfan sulfate	2.0	U	2.0	0.36
72-20-8	Endrin	2.0	U	2.0	0.39
7421-93-4	Endrin aldehyde	2.0	U	2.0	0.50
53494-70-5	Endrin ketone	2.0	U	2.0	0.48
58-89-9	gamma-BHC (Lindane)	2.0	U	2.0	0.36
76-44-8	Heptachlor	2.0	U	2.0	0.42
1024-57-3	Heptachlor epoxide	2.0	U	2.0	0.50
72-43-5	Methoxychlor	2.0	U	2.0	0.40
8001-35-2	Toxaphene	20	U	20	11
5103-74-2	trans-Chlordane	2.0	U	2.0	0.62

CAS NO.	SURROGATE	%REC	Q	LIMITS
2051-24-3	DCB Decachlorobiphenyl	95		45-120
877-09-8	Tetrachloro-m-xylene	99		30-124

FORM I
PESTICIDES ORGANICS ANALYSIS DATA SHEET

Lab Name: Eurofins Buffalo
Job No.: 480-200572-1
SDG No.:
Client Sample ID: B39
Lab Sample ID: 480-200572-3
Matrix: Solid
Lab File ID: 25_61-169.D
Analysis Method: 8081B
Date Collected: 08/10/2022 12:50
Extraction Method: 3550C
Date Extracted: 08/15/2022 15:40
Sample wt/vol: 30.47(g)
Date Analyzed: 08/16/2022 11:56
Con. Extract Vol.: 10(mL)
Dilution Factor: 1
Injection Volume: 1(uL)
GC Column: RTX-CLPI ID: 0.53(mm)
% Moisture: 15.2 % Solids: 84.8
GPC Cleanup:(Y/N) N
Cleanup Factor:
Analysis Batch No.: 637537
Units: ug/Kg

CAS NO.	COMPOUND NAME	RESULT	Q	RL	MDL
72-54-8	4,4'-DDD	1.9	U	1.9	0.38
72-55-9	4,4'-DDE	1.9	U	1.9	0.41
50-29-3	4,4'-DDT	1.9	U	1.9	0.45
309-00-2	Aldrin	1.9	U	1.9	0.48
319-84-6	alpha-BHC	1.9	U	1.9	0.35
319-85-7	beta-BHC	1.9	U	1.9	0.35
5103-71-9	cis-Chlordane	1.9	U	1.9	0.96
319-86-8	delta-BHC	1.9	U	1.9	0.36
60-57-1	Dieldrin	1.9	U	1.9	0.46
959-98-8	Endosulfan I	1.9	U	1.9	0.37
33213-65-9	Endosulfan II	1.9	U	1.9	0.35
1031-07-8	Endosulfan sulfate	1.9	U	1.9	0.36
72-20-8	Endrin	1.9	U	1.9	0.38
7421-93-4	Endrin aldehyde	1.9	U	1.9	0.49
53494-70-5	Endrin ketone	1.9	U	1.9	0.48
58-89-9	gamma-BHC (Lindane)	1.9	U	1.9	0.36
76-44-8	Heptachlor	1.9	U	1.9	0.42
1024-57-3	Heptachlor epoxide	1.9	U	1.9	0.50
72-43-5	Methoxychlor	1.9	U	1.9	0.39
8001-35-2	Toxaphene	19	U	19	11
5103-74-2	trans-Chlordane	1.9	U	1.9	0.62

CAS NO.	SURROGATE	%REC	Q	LIMITS
2051-24-3	DCB Decachlorobiphenyl	93		45-120
877-09-8	Tetrachloro-m-xylene	99		30-124

FORM I
PESTICIDES ORGANICS ANALYSIS DATA SHEET

Lab Name: Eurofins Buffalo
Job No.: 480-200572-1
SDG No.:
Client Sample ID: E10-A
Lab Sample ID: 480-200572-4
Matrix: Solid
Lab File ID: 25_61-170.D
Analysis Method: 8081B
Date Collected: 08/10/2022 13:00
Extraction Method: 3550C
Date Extracted: 08/15/2022 15:40
Sample wt/vol: 30.12(g)
Date Analyzed: 08/16/2022 12:16
Con. Extract Vol.: 10(mL)
Dilution Factor: 1
Injection Volume: 1(uL)
GC Column: RTX-CLPI ID: 0.53(mm)
% Moisture: 15.3 % Solids: 84.7
GPC Cleanup:(Y/N) N
Cleanup Factor:
Analysis Batch No.: 637537
Units: ug/Kg

CAS NO.	COMPOUND NAME	RESULT	Q	RL	MDL
72-54-8	4,4'-DDD	2.0	U	2.0	0.38
72-55-9	4,4'-DDE	2.0	U	2.0	0.41
50-29-3	4,4'-DDT	2.0	U	2.0	0.46
309-00-2	Aldrin	2.0	U	2.0	0.48
319-84-6	alpha-BHC	2.0	U	2.0	0.35
319-85-7	beta-BHC	2.0	U	2.0	0.35
5103-71-9	cis-Chlordane	2.0	U	2.0	0.98
319-86-8	delta-BHC	2.0	U	2.0	0.36
60-57-1	Dieldrin	2.0	U	2.0	0.47
959-98-8	Endosulfan I	2.0	U	2.0	0.38
33213-65-9	Endosulfan II	2.0	U	2.0	0.35
1031-07-8	Endosulfan sulfate	2.0	U	2.0	0.37
72-20-8	Endrin	2.0	U	2.0	0.39
7421-93-4	Endrin aldehyde	2.0	U	2.0	0.50
53494-70-5	Endrin ketone	2.0	U	2.0	0.48
58-89-9	gamma-BHC (Lindane)	2.0	U	2.0	0.36
76-44-8	Heptachlor	2.0	U	2.0	0.42
1024-57-3	Heptachlor epoxide	2.0	U	2.0	0.51
72-43-5	Methoxychlor	2.0	U	2.0	0.40
8001-35-2	Toxaphene	20	U	20	11
5103-74-2	trans-Chlordane	2.0	U	2.0	0.62

CAS NO.	SURROGATE	%REC	Q	LIMITS
2051-24-3	DCB Decachlorobiphenyl	86		45-120
877-09-8	Tetrachloro-m-xylene	90		30-124

Method 8082A

Polychlorinated Biphenyls (PCBs) (GC) by Method 8082A

No data validation quailifers were added

MKP 8/25/2022

FORM I
PCBS ORGANICS ANALYSIS DATA SHEET

Lab Name: Eurofins Buffalo
Job No.: 480-200572-1
SDG No.:
Client Sample ID: B3-B
Lab Sample ID: 480-200572-1
Matrix: Solid
Lab File ID: 6_112-227.D
Analysis Method: 8082A
Date Collected: 08/10/2022 12:30
Extraction Method: 3550C
Date Extracted: 08/11/2022 16:00
Sample wt/vol: 2.54(g)
Date Analyzed: 08/16/2022 17:57
Con. Extract Vol.: 10(mL)
Dilution Factor: 1
Injection Volume: 1(uL)
GC Column: ZB-35 ID: 0.53(mm)
% Moisture: 15.2 % Solids: 84.8
GPC Cleanup:(Y/N) N
Cleanup Factor:
Analysis Batch No.: 637658
Units: mg/Kg

CAS NO.	COMPOUND NAME	RESULT	Q	RL	MDL
12674-11-2	PCB-1016	0.23	U	0.23	0.045
11104-28-2	PCB-1221	0.23	U	0.23	0.045
11141-16-5	PCB-1232	0.23	U	0.23	0.045
53469-21-9	PCB-1242	0.23	U	0.23	0.045
12672-29-6	PCB-1248	0.23	U	0.23	0.045
11097-69-1	PCB-1254	0.23	U	0.23	0.11
11096-82-5	PCB-1260	0.23	U	0.23	0.11

CAS NO.	SURROGATE	%REC	Q	LIMITS
2051-24-3	DCB Decachlorobiphenyl	90		65-174
877-09-8	Tetrachloro-m-xylene	109		60-154

FORM I
PCBS ORGANICS ANALYSIS DATA SHEET

Lab Name: Eurofins Buffalo
Job No.: 480-200572-1
SDG No.:
Client Sample ID: B12-A
Lab Sample ID: 480-200572-2
Matrix: Solid
Lab File ID: 6_112-228.D
Analysis Method: 8082A
Date Collected: 08/10/2022 12:40
Extraction Method: 3550C
Date Extracted: 08/11/2022 16:00
Sample wt/vol: 2.36(g)
Date Analyzed: 08/16/2022 18:10
Con. Extract Vol.: 10(mL)
Dilution Factor: 1
Injection Volume: 1(uL)
GC Column: ZB-35 ID: 0.53(mm)
% Moisture: 15.1 % Solids: 84.9
GPC Cleanup:(Y/N) N
Cleanup Factor:
Analysis Batch No.: 637658
Units: mg/Kg

CAS NO.	COMPOUND NAME	RESULT	Q	RL	MDL
12674-11-2	PCB-1016	0.25	U	0.25	0.049
11104-28-2	PCB-1221	0.25	U	0.25	0.049
11141-16-5	PCB-1232	0.25	U	0.25	0.049
53469-21-9	PCB-1242	0.25	U	0.25	0.049
12672-29-6	PCB-1248	0.25	U	0.25	0.049
11097-69-1	PCB-1254	0.25	U	0.25	0.12
11096-82-5	PCB-1260	0.25	U	0.25	0.12

CAS NO.	SURROGATE	%REC	Q	LIMITS
2051-24-3	DCB Decachlorobiphenyl	98		65-174
877-09-8	Tetrachloro-m-xylene	113		60-154

FORM I
PCBS ORGANICS ANALYSIS DATA SHEET

Lab Name: Eurofins Buffalo
Job No.: 480-200572-1
SDG No.:
Client Sample ID: B39
Lab Sample ID: 480-200572-3
Matrix: Solid
Lab File ID: 6_112-229.D
Analysis Method: 8082A
Date Collected: 08/10/2022 12:50
Extraction Method: 3550C
Date Extracted: 08/11/2022 16:00
Sample wt/vol: 2.68(g)
Date Analyzed: 08/16/2022 18:24
Con. Extract Vol.: 10(mL)
Dilution Factor: 1
Injection Volume: 1(uL)
GC Column: ZB-35 ID: 0.53(mm)
% Moisture: 15.2 % Solids: 84.8
GPC Cleanup:(Y/N) N
Cleanup Factor:
Analysis Batch No.: 637658
Units: mg/Kg

CAS NO.	COMPOUND NAME	RESULT	Q	RL	MDL
12674-11-2	PCB-1016	0.22	U	0.22	0.043
11104-28-2	PCB-1221	0.22	U	0.22	0.043
11141-16-5	PCB-1232	0.22	U	0.22	0.043
53469-21-9	PCB-1242	0.22	U	0.22	0.043
12672-29-6	PCB-1248	0.22	U	0.22	0.043
11097-69-1	PCB-1254	0.22	U	0.22	0.10
11096-82-5	PCB-1260	0.22	U	0.22	0.10

CAS NO.	SURROGATE	%REC	Q	LIMITS
2051-24-3	DCB Decachlorobiphenyl	100		65-174
877-09-8	Tetrachloro-m-xylene	113		60-154

FORM I
PCBS ORGANICS ANALYSIS DATA SHEET

Lab Name: Eurofins Buffalo
Job No.: 480-200572-1
SDG No.:
Client Sample ID: E10-A
Lab Sample ID: 480-200572-4
Matrix: Solid
Lab File ID: 6_112-230.D
Analysis Method: 8082A
Date Collected: 08/10/2022 13:00
Extraction Method: 3550C
Date Extracted: 08/11/2022 16:00
Sample wt/vol: 2.61(g)
Date Analyzed: 08/16/2022 18:37
Con. Extract Vol.: 10(mL)
Dilution Factor: 1
Injection Volume: 1(uL)
GC Column: ZB-35 ID: 0.53(mm)
% Moisture: 15.3 % Solids: 84.7
GPC Cleanup:(Y/N) N
Cleanup Factor:
Analysis Batch No.: 637658
Units: mg/Kg

CAS NO.	COMPOUND NAME	RESULT	Q	RL	MDL
12674-11-2	PCB-1016	0.23	U	0.23	0.044
11104-28-2	PCB-1221	0.23	U	0.23	0.044
11141-16-5	PCB-1232	0.23	U	0.23	0.044
53469-21-9	PCB-1242	0.23	U	0.23	0.044
12672-29-6	PCB-1248	0.23	U	0.23	0.044
11097-69-1	PCB-1254	0.23	U	0.23	0.11
11096-82-5	PCB-1260	0.23	U	0.23	0.11

CAS NO.	SURROGATE	%REC	Q	LIMITS
2051-24-3	DCB Decachlorobiphenyl	102		65-174
877-09-8	Tetrachloro-m-xylene	117		60-154

METALS

No data validation quailifers were added

MKP 8/25/2022

COVER PAGE
METALS

Lab Name: Eurofins Buffalo Job Number: 480-200572-1

SDG No.:

Project: 1100 Michigan Ave

Client Sample ID	Lab Sample ID
B3-B	480-200572-1
B12-A	480-200572-2
B39	480-200572-3
E10-A	480-200572-4

Comments:

1A-IN
INORGANIC ANALYSIS DATA SHEET
METALS

Client Sample ID: B3-B

Lab Sample ID: 480-200572-1

Lab Name: Eurofins Buffalo

Job No.: 480-200572-1

SDG ID.:

Matrix: Solid

Date Sampled: 08/10/2022 12:30

Reporting Basis: DRY

Date Received: 08/10/2022 14:00

% Solids: 84.8

CAS No.	Analyte	Result	RL	MDL	Units	C	Q	DIL	Method
7440-38-2	Arsenic	2.3	2.3	0.46	mg/Kg			1	6010C
7440-39-3	Barium	43.4	0.58	0.13	mg/Kg		B	1	6010C
7439-92-1	Lead	12.5	1.2	0.28	mg/Kg		B	1	6010C
7440-66-6	Zinc	58.0	2.3	0.74	mg/Kg		B	1	6010C
7439-97-6	Mercury	0.023	0.023	0.0053	mg/Kg	U		1	7471B

1A-IN
INORGANIC ANALYSIS DATA SHEET
METALS

Client Sample ID: B12-A
Lab Sample ID: 480-200572-2
Lab Name: Eurofins Buffalo
Job No.: 480-200572-1
SDG ID.:
Matrix: Solid
Date Sampled: 08/10/2022 12:40
Reporting Basis: DRY
Date Received: 08/10/2022 14:00
% Solids: 84.9

CAS No.	Analyte	Result	RL	MDL	Units	C	Q	DIL	Method
7440-38-2	Arsenic	2.9	2.4	0.48	mg/Kg			1	6010C
7440-39-3	Barium	44.9	0.60	0.13	mg/Kg		B	1	6010C
7439-92-1	Lead	13.1	1.2	0.29	mg/Kg		B	1	6010C
7440-66-6	Zinc	61.4	2.4	0.76	mg/Kg		B	1	6010C
7439-97-6	Mercury	0.0070	0.024	0.0055	mg/Kg	J		1	7471B

1A-IN
INORGANIC ANALYSIS DATA SHEET
METALS

Client Sample ID: B39
Lab Sample ID: 480-200572-3
Lab Name: Eurofins Buffalo
Job No.: 480-200572-1
SDG ID.:
Matrix: Solid
Date Sampled: 08/10/2022 12:50
Reporting Basis: DRY
Date Received: 08/10/2022 14:00
% Solids: 84.8

CAS No.	Analyte	Result	RL	MDL	Units	C	Q	DIL	Method
7440-38-2	Arsenic	2.3	2.3	0.46	mg/Kg			1	6010C
7440-39-3	Barium	41.0	0.58	0.13	mg/Kg		B	1	6010C
7439-92-1	Lead	11.9	1.2	0.28	mg/Kg		B	1	6010C
7440-66-6	Zinc	58.2	2.3	0.74	mg/Kg		B	1	6010C
7439-97-6	Mercury	0.0083	0.022	0.0051	mg/Kg	J		1	7471B

1A-IN
INORGANIC ANALYSIS DATA SHEET
METALS

Client Sample ID: E10-A
Lab Sample ID: 480-200572-4
Lab Name: Eurofins Buffalo
Job No.: 480-200572-1
SDG ID.:
Matrix: Solid
Date Sampled: 08/10/2022 13:00
Reporting Basis: DRY
Date Received: 08/10/2022 14:00
% Solids: 84.7

CAS No.	Analyte	Result	RL	MDL	Units	C	Q	DIL	Method
7440-38-2	Arsenic	2.2	2.5	0.49	mg/Kg	J		1	6010C
7440-39-3	Barium	41.3	0.62	0.14	mg/Kg		B	1	6010C
7439-92-1	Lead	11.9	1.2	0.30	mg/Kg		B	1	6010C
7440-66-6	Zinc	56.7	2.5	0.79	mg/Kg		B	1	6010C
7439-97-6	Mercury	0.0059	0.024	0.0054	mg/Kg	J		1	7471B

GENERAL CHEMISTRY

No data validation quailifers were added

MKP 8/25/2022

COVER PAGE
GENERAL CHEMISTRY

Lab Name: Eurofins Buffalo Job Number: 480-200572-1

SDG No.:

Project: 1100 Michigan Ave

Client Sample ID	Lab Sample ID
B3-B	480-200572-1
B12-A	480-200572-2
B39	480-200572-3
E10-A	480-200572-4

Comments:

General Chemistry Raw Data Report

Job ID: 480-200572-1

Batch: 637136 **Analyst Initials: IMZ**

Method: Moisture **Instrument: No Equipment Used for this Test**

Lab Sample ID: 480-200572-A-1

Analysis Date: Aug 11, 2022 16:19

Analyte	Detector	Dilution	Raw Result	Unit
Percent Moisture	None	1	15.1629072681704	%
Percent Solids	None	1	84.8370927318296	%

Lab Sample ID: 480-200572-A-2

Analysis Date: Aug 11, 2022 16:19

Analyte	Detector	Dilution	Raw Result	Unit
Percent Moisture	None	1	15.0914634146341	%
Percent Solids	None	1	84.9085365853659	%

Lab Sample ID: 480-200572-A-3

Analysis Date: Aug 11, 2022 16:19

Analyte	Detector	Dilution	Raw Result	Unit
Percent Moisture	None	1	15.2459016393443	%
Percent Solids	None	1	84.7540983606557	%

Lab Sample ID: 480-200572-A-4

Analysis Date: Aug 11, 2022 16:19

Analyte	Detector	Dilution	Raw Result	Unit
Percent Moisture	None	1	15.3191489361702	%
Percent Solids	None	1	84.6808510638298	%

Appendix B

Laboratory QC Documentation

FORM VII
GC/MS VOA CONTINUING CALIBRATION DATA

Lab Name: Eurofins Buffalo Job No.: 480-200572-1

SDG No.:

Lab Sample ID: CCVIS 480-637265/3 Calibration Date: 08/13/2022 00:27

Instrument ID: HP5977M Calib Start Date: 08/09/2022 16:17

GC Column: ZB-624 (30) VOA ID: 0.25(mm) Calib End Date: 08/09/2022 18:42

Lab File ID: M05440.D Conc. Units: ug/L Heated Purge: (Y/N) Y

ANALYTE	CURVE TYPE	AVE RRF	RRF	MIN RRF	CALC AMOUNT	SPIKE AMOUNT	%D	MAX %D
Dichlorodifluoromethane	Ave	1.199	0.9177	0.1000	38.3	50.0	-23.5	50.0
Chloromethane	Ave	2.073	1.860	0.1000	44.9	50.0	-10.3	20.0
Vinyl chloride	Ave	1.288	1.168	0.1000	45.3	50.0	-9.4	20.0
Butadiene	Ave	1.375	1.224		44.5	50.0	-11.0	20.0
Bromomethane	Ave	0.6794	0.6651	0.1000	48.9	50.0	-2.1	50.0
Chloroethane	Ave	0.6790	0.7399	0.1000	54.5	50.0	9.0	50.0
Trichlorofluoromethane	Ave	1.396	1.348	0.1000	48.3	50.0	-3.4	20.0
Dichlorofluoromethane	Ave	1.727	1.804		52.2	50.0	4.5	20.0
Ethyl ether	Ave	1.016	1.116		54.9	50.0	9.9	20.0
Acrolein	Ave	0.1650	0.1445		219	250	-12.4	50.0
1,1,2-Trichloro-1,2,2-trifluoroethane	Ave	1.052	0.7832	0.1000	37.2	50.0	-25.6*	20.0
1,1-Dichloroethene	Ave	0.9568	0.8407	0.1000	43.9	50.0	-12.1	20.0
Acetone	Ave	0.5229	0.5010	0.1000	240	250	-4.2	50.0
Iodomethane	Ave	1.907	1.752		45.9	50.0	-8.1	20.0
Carbon disulfide	Ave	3.381	2.957	0.1000	43.7	50.0	-12.5	20.0
Allyl chloride	Ave	2.080	1.885		45.3	50.0	-9.4	20.0
Methyl acetate	Ave	1.162	1.112	0.1000	95.7	100	-4.3	50.0
Methylene Chloride	Lin1		1.237	0.1000	48.8	50.0	-2.4	20.0
2-Methyl-2-propanol	Ave	0.1657	0.1544		466	500	-6.8	50.0
Methyl tert-butyl ether	Ave	3.435	3.264	0.1000	47.5	50.0	-5.0	20.0
trans-1,2-Dichloroethene	Ave	1.176	1.074	0.1000	45.7	50.0	-8.6	20.0
Acrylonitrile	Ave	0.5943	0.5760		485	500	-3.1	20.0
Hexane	Ave	1.848	1.525		41.3	50.0	-17.5	20.0
1,1-Dichloroethane	Ave	2.188	2.051	0.2000	46.9	50.0	-6.3	20.0
Vinyl acetate	Ave	2.742	2.336		85.2	100	-14.8	20.0
2,2-Dichloropropane	Ave	1.284	1.098		42.8	50.0	-14.5	20.0
cis-1,2-Dichloroethene	Ave	1.340	1.275	0.1000	47.6	50.0	-4.9	20.0
2-Butanone (MEK)	Ave	0.7451	0.7389	0.1000	248	250	-0.8	20.0
Chlorobromomethane	Ave	0.7370	0.7050		47.8	50.0	-4.3	20.0
Tetrahydrofuran	Ave	0.5184	0.4918		94.9	100	-5.1	20.0
Chloroform	Ave	2.116	1.974	0.2000	46.6	50.0	-6.7	20.0
Cyclohexane	Ave	2.213	1.903	0.1000	43.0	50.0	-14.0	20.0
1,1,1-Trichloroethane	Ave	1.603	1.425	0.1000	44.4	50.0	-11.1	20.0
Carbon tetrachloride	Ave	1.342	1.170	0.1000	43.6	50.0	-12.8	20.0
1,1-Dichloropropene	Ave	1.450	1.267		43.7	50.0	-12.6	20.0
Benzene	Ave	4.591	4.285	0.5000	46.7	50.0	-6.7	20.0
Isobutyl alcohol	Ave	0.0709	0.0691		1220	1250	-2.6	50.0
1,2-Dichloroethane	Ave	1.651	1.589	0.1000	48.1	50.0	-3.8	20.0
n-Heptane	Ave	2.064	1.750		42.4	50.0	-15.2	20.0
Trichloroethene	Ave	1.160	1.065	0.2000	45.9	50.0	-8.2	20.0

3-IN
METHOD BLANK
METALS

Lab Name: Eurofins Buffalo Job No.: 480-200572-1

SDG No.:

Concentration Units: mg/Kg Lab Sample ID: MB 480-637227/1-A

Instrument Code: ICAP1 Batch No.: 637985

CAS No.	Analyte	Concentration	C	Q	Method
7440-39-3	Barium	0.673			6010C
7439-92-1	Lead	0.382	J		6010C
7440-66-6	Zinc	2.93			6010C

FORM III-IN

Appendix C

Validator Qualifications

KENNETH R. APPLIN
Geochemist/Data Validator

Ph.D., Geochemistry and Mineralogy, The Pennsylvania State University

M.S., Geochemistry and Mineralogy, The Pennsylvania State University

B.A., Geological Sciences, SUNY at Geneseo, NY

Dr. Applin has over 35 years of experience working with the geochemistry of natural waters. His prior experience includes working as an Assistant Professor of Geology at the University of Missouri-Columbia and as Chief Hydrogeologist and Geochemist with a leading engineering firm in Rochester, NY. In 1993, he established KR Applin and Associates, a small consulting business that focuses on the geochemistry of natural waters, especially as applied to problems involving the contamination of groundwater and surface water.

Dr. Applin is also an experienced analytical data validator and has provided data validation services since 1994 to a variety of clients performing brownfield cleanup projects, hazardous waste remediation, groundwater monitoring at solid waste facilities, and other projects requiring third-party data validation. Dr. Applin has several years of hands-on experience with the laboratory analysis of natural waters and has successfully completed the USEPA Region II certification courses for performing inorganic and organic analytical data validation.

MICHAEL K. PERRY
Chemist/Data Validator

B.S. Chemistry, Georgia State University, Atlanta, GA

A.A.S., Chemical Technology, Alfred State College, Alfred, NY

Mr. Perry has over 30 years of experience in the analytical laboratory business. During his early career, he spent several years as a laboratory analyst performing the analysis of soil, water, and air samples for inorganic and organic chemical parameters. During his last 20 years in the environmental laboratory business, he managed and directed two major analytical laboratories in Rochester, NY. His management responsibilities included oversight of the daily operations of the lab, staff training and supervision, the selection, purchase, and maintenance of analytical instruments, the introduction of new laboratory methods, analytical quality assurance and quality control, data acquisition and management, and other business-related activities.

Mr. Perry has an extensive working knowledge of the methods and procedures used for sampling and analyzing both inorganic and organic analytes in soil, water, and air. He is an accomplished laboratory chemist and is familiar with the analytical methods and procedures established under the USEPA Contract Laboratory Protocols (CLP), the NYSDEC Analytical Services Protocols (ASP), and the NYSDOH Environmental Laboratory Approval Program (ELAP).

DATA USABILITY SUMMARY REPORT (DUSR)

Pilgrim Village Family
951 Ellicott St.
Buffalo, NY 14209
NYSDEC BCP # C915362

SDG: J201212-1
1 soil sample

Prepared for:

BE3 Corp.
960 Busti Avenue
Suite 150-B
Buffalo, NY 14213
Attention: Syndey Deck

September 2022

EDU *Environmental Data Usability 10028 Deer Park Dr. Dansville, NY 14437 585-991-9156*

Table of Contents

		Page No.
REVIEWER'S NARRATIVE		
1.0	SUMMARY	1
2.0	INTRODUCTION	1
3.0	SAMPLE AND ANALYSIS SUMMARY	2
4.0	GUIDANCE DOCUMENTS AND DATA REVIEW CRITERIA	2
5.0	DATA VALIDATION QUALIFIERS	3
6.0	RESULTS OF THE DATA REVIEW	4
7.0	TOTAL USABLE DATA	4

APPENDIX A Validated Analytical Results
APPENDIX B Laboratory QC Documentation
APPENDIX C Validator Qualifications

Tables

Table 4-1 Data Validation Guidance Documents
Table 4-2 Quality Control Criteria for Validating Laboratory Analytical Data

Summaries of Validated Results
Table 6-1 VOCs
Table 6-2 SVOCs
Table 6-3 Pesticides
Table 6-4 PCBs
Table 6-5 Metals

REVIEWER'S NARRATIVE
BE3 SDG J201212-1: Pilgrim Village Family

The data associated with this Sample Delivery Group (SDG) J201212-1, analyzed by Eurofins Buffalo, Buffalo, NY have been reviewed in accordance with assessment criteria provided by the New York State Department of Environmental Conservation following the review procedures provided in the USEPA Functional Guidelines for evaluating organic and inorganic data.

All analytical results reported by the laboratory are considered valid and acceptable except results that have been qualified as rejected, “R”. Results qualified as estimated “J”, or as non-detects, “U”, are considered usable for the purpose of evaluating water and/or soil quality. However, these qualifiers indicate that the accuracy and/or precision of the analytical result is questionable. A summary of all data that have been qualified and the reasons for qualification are provided in the following data usability summary report (DUSR).

Two facts should be noted by all data users. First, the “R” qualifier means that the associated value is unusable. In other words, due to significant quality control (QC) problems, the analysis is invalid and provides no information as to whether the analyte is present or not. Values qualified with an “R” should not appear on the final data tables because they cannot be relied upon, even as the last resort. Second, no analyte concentration, even if it has passed all QC tests, is guaranteed to be accurate. Strict QC serves to increase confidence in data, but any value potentially contains error.

Reviewer's Signature: Michael K. Perry Date: 9/20/2022

Michael K. Perry
Chemist

1.0 SUMMARY

SITE:	Pilgrim Village Family 951 Ellicott St. Buffalo, NY 14209
SAMPLING DATE:	September 01, 2022
SAMPLE TYPE:	1 soil sample
LABORATORY:	Eurofins Buffalo Buffalo, NY
SDG No.:	J201212-1

2.0 INTRODUCTION

This data usability summary report (DUSR) was prepared in accordance with guidance provided by the New York State Department of Environmental Conservation (NYSDEC). The DUSR is based on a review and evaluation of the laboratory analytical data package. Specifically, the NYSDEC guidance recommends review and evaluation of the following elements of the data package:

- Completeness of the data package as defined under the requirements of the NYSDEC Analytical Services Protocols (ASP) Category B or the United States Environmental Protection Agency (USEPA) Contract Laboratory Program (CLP) deliverables,
- Compliance with established analyte holding times,
- Adherence to quality control (QC) limits and specifications for blanks, instrument tuning and calibration, surrogate recoveries, spike recoveries, laboratory duplicate analyses, and other QC criteria,
- Adherence to established analytical protocols,
- Conformance of data summary sheets with raw analytical data, and
- Use of correct data qualifiers.

Data deficiencies, analytical protocol deviations, and quality control problems identified using the review criteria above and their effect on the analytical results are discussed in this report.

3.0 SAMPLE AND ANALYSIS SUMMARY

The data package consists of analytical results for one soil sample collected on September 01, 2022. This sample was analyzed for Volatile Organic Compounds (VOCs), Semi-volatile Organic Compounds (SVOCs), Pesticides, PCBs, and Metals.

All analyses were performed by Eurofins Buffalo, Buffalo, NY and analyzed as SDG J201212-1. The analytical results were provided in NYSDEC ASP Category B format, which includes all raw analytical data and laboratory QC data.

4.0 GUIDANCE DOCUMENTS AND DATA REVIEW CRITERIA

The guidance documents appropriate for reviewing laboratory quality control (QC) data and assigning data qualifiers (flags) to analytical results were selected from those listed in Table 4-1. The QC limits established in the documents applicable to this data review were used to assess the quality of the analytical results. In some cases, however, QC limits established internally by the laboratory were taken into account to determine data quality.

The QC criteria considered for assessing the usability of the reported analytical results provided for each analyte type (i.e. VOCs, SVOCs, metals, etc.) are listed in Table 4-2. These criteria may vary with the analytical method utilized by the laboratory. These criteria comply with the guidance recommended in Section 2.0 above.

5.0 DATA VALIDATION QUALIFIERS

The letter qualifiers (flags) used to define data usability are described briefly below. These letters are assigned by the data validator to analytical results having questionable accuracy and/or precision as determined by reviewing the laboratory QC data associated with the analytical results.

TABLE 4-1

Guidance Used For Validating Laboratory Analytical Data

Analyte Group	Guidance	Date
Metals (ICP-AES)	USEPA SOP HW-3a, Rev. 1	September 2016
Metals (Hg & CN)	USEPA SOP HW-3c, Rev. 1	September 2016
Volatile Organic Compounds (by Methods 8260B & 8260C)	USEPA SOP HW-24, Rev. 4	September 2014
Semi-Volatile Organic Compounds (by Method 8270D)	USEPA SOP HW-22 Rev. 5	December 2010
Pesticides (by Method 8181B)	USEPA SOP HW-44, Rev. 1.1	December 2010
Chlorinated Herbicides (by Method 8151A)	USEPA SOP HW-17, Rev. 3.1	December 2010
Polychlorinated Biphenyls (PCBs)	USEPA SOP HW-37A, Rev. 0	June 2015
Volatile Organic Compounds (Air) (by Method TO-15)	USEPA SOP HW-31, Rev. 6	September 2016
Per- and PolyFluoroAlkyl Substances (PFAS)	* NYSDEC	January 2021
General Chemistry Parameters	per NYSDEC ASP	July 2005

* Sampling, Analysis, and Assessment of Per- and Polyfluoroalkyl Substances (PFAS) Under NYSDEC's Part 375 Remedial Programs, Appendix I

TABLE 4-2

QUALITY CONTROL CRITERIA USED FOR VALIDATING LABORATORY ANALYTICAL DATA

VOCs	SVOCs	Pesticides/PCBs	Metals	Gen Chemistry	PFAS
Completeness of Pkg	Completeness of Pkg	Completeness of Pkg	Completeness of Pkg	Completeness of Pkg	Completeness of Pkg
Sample Preservation	Sample Preservation	Sample Preservation	Sample Preservation	Sample Preservation	Sample Preservation
Holding Time	Holding Time	Holding Time	Holding Time	Holding Times	Holding Time
System Monitoring Compounds	Surrogate Recoveries	Surrogate Recoveries	Initial/Continuing Calibration	Calibration	Instr Performance Check
Lab Control Sample	Lab Control Sample	Matrix Spikes	CRDL Standards	Lab Control Samples	Initial Calibration
Matrix Spikes	Matrix Spikes	Blanks	Blanks	Blanks	Continuing Calibration
Blanks	Blanks	Instrument Calibration & Verification	Interference Check Sample	Spike Recoveries	Blanks
Instrument Tuning	Instrument Tuning	Comparison of duplicate GC column results	Spike Recoveries	Lab Duplicates	Surrogates
Internal Standards	Internal Standards	Analyte ID	Lab Duplicate		Lab Fortified Blank
Initial Calibration	Initial Calibration	Lab Qualifiers	Lab Control Sample		Matrix Spikes
Continuing Calibration	Continuing Calibration	Field Duplicate	ICP Serial Dilutions		Internal Standards
Lab Qualifiers	Lab Qualifiers		Lab Qualifiers		
Field Duplicate	Field Duplicate		Field Duplicate		

Method TO-15 (Air)
Completeness of Pkg
Sample Preservation
Holding Time
Canister Certification
Instrument Tuning
Initial Calibration and Instrument Performance
Daily Calibration
Blanks
Lab Control Sample
Field Duplicate

The laboratory may also use various letters and symbols to flag analytical results generated when QC limits were exceeded. The meanings of these flags may differ from those used by the independent data validator. Those used by the laboratory are provided with the analytical results.

NOTE: The assignment of data qualifiers by the data reviewer (validator) to laboratory analytical results should not necessarily be interpreted by the data user as a measure of laboratory ability or proficiency. Rather, the qualifiers are intended to provide a measure of data accuracy and precision to the data user, which, for example, may provide a level of confidence in determining whether or not standards or cleanup objectives have been met.

U The analyte was analyzed for but was not detected at or above the sample quantitation limit.

J The analyte was positively identified; the associated numerical value is the *approximate* concentration of the analyte in the sample. (The magnitude of any ± value associated with the result is not determined by data validation).

J+ The result is an estimated quantity and may be biased high.

J- The result is an estimated quantity and may be biased low.

UJ The analyte was analyzed for but not detected. The reported quantitation limit is approximate and may inaccurate or imprecise.

R The sample result is rejected (i.e., is unusable) due to serious deficiencies in the ability to analyze the sample and meet quality control criteria. The presence or absence of the analyte cannot be verified.

NJ The analysis indicates the presence of an analyte that has been "tentatively identified" and the associated numerical value represents its approximate concentration.

The validated analytical results are attached to this report. Validation qualifiers (flags) are indicated in red print. Data sheets having qualified data are signed and dated by the data reviewer.

6.0 RESULTS OF THE DATA REVIEW

The results of the data review are summarized in Tables 6-1 through 6-5. The tables list the samples where QC criteria were found to exceed acceptable limits and the actions taken to qualify the associated analytical results.

7.0 TOTAL USABLE DATA

For SDG J201212-1, one sample was analyzed and results were reported for 166 analytes. Even though some results were flagged with a "J" as estimated, all results (100 %) are considered usable. See the summary table for the analyses that have rejected/qualified and the corresponding QC reasons.

NOTE: 1) As noted by the laboratory, the soil samples were not collected following SW846 5035A protocol. This adds an element of uncertainty to the analytical results for volatile organic analytes (VOAs). Although not specifically indicated on the final data sheets with a "J" flag, the VOA analytical results should be considered estimated, but usable.

Table 6-1 8260 VOCs

SAMPLES AFFECTED	ANALYTES	ACTION	QC VIOLATION	COMMENTS
none			none	

Table 6-2 8270 SVOCs

SAMPLES AFFECTED	ANALYTES	ACTION	QC VIOLATION	COMMENTS
none			none	

Table 6-3 Pesticides

SAMPLES AFFECTED	ANALYTES	ACTION	QC VIOLATION	COMMENTS
none			none	

Table 6-4 PCBs

SAMPLES AFFECTED	ANALYTES	ACTION	QC VIOLATION	COMMENTS
none			none	

Table 6-5 Metals

SAMPLES AFFECTED	ANALYTES	ACTION	QC VIOLATION	COMMENTS
none			none	

ACRONYMS

BSP	Blank Spike
CCAL	Continuing Calibration
CCB	Continuing Calibration Blank
CCV	Continuing Calibration Verification
CRDL	Contract Required Detection Limit
CRQL	Contract Required Quantitation Limit
%D	Percent Difference
ICAL	Initial Calibration
ICB	Initial Calibration Blank
IS	Internal Standard
LCS	Laboratory Control Sample
MS/MSD	Matrix Spike/Matrix Spike Duplicate
QA	Quality Assurance
QC	Quality Control
%R	Percent recovery
RPD	Relative Percent Difference
RRF	Relative Response Factor
%RSD	Percent Relative Standard Deviation
TAL	Target Analyte List (metals)
TCL	Target Compound List (organics)

Appendix A

Validated Analytical Results

ANALYTICAL REPORT

Job Number: 480-201212-1

Job Description: Pilgrim Village Family

For:
Brydges Engineering in Environment & Energy DPC
960 Busti Ave
Suite B-150
Buffalo, NY 14213

Attention: Jason Brydges

Approved for release.
John Beninati
Project Manager
9/8/2022 12:17 PM

John Beninati, Project Manager
10 Hazelwood Drive, Amherst, NY, 14228-2298
(716)504-9874
John.Beninati@et.eurofinsus.com
09/08/2022

The test results in this report meet all NELAP requirements for parameters for which accreditation is required or available. Any exceptions to the NELAP requirements are noted in this report. Pursuant to NELAP, this report may not be reproduced, except in full, without the written approval of the laboratory. This report is confidential and is intended for the sole use of Eurofins Environment Testing Northeast, LLC Buffalo and its client. All questions regarding this report should be directed to the Eurofins Environment Testing Northeast, LLC Buffalo Project Manager or designee who has signed this report.

The test results in this report relate only to the samples as received by the laboratory and will meet all requirements of the methodology, with any exceptions noted. This report shall not be reproduced except in full, without the express written approval of the laboratory. All questions should be directed to the Eurofins Environment Testing Northeast, LLC Project Manager.This report has been electronically signed and authorized by the signatory. Electronic signature is intended to be the legally binding equivalent of a traditionally handwritten signature.

Job Narrative
480-201212-1

Comments
No additional comments.

Receipt
The sample was received on 9/1/2022 12:40 PM. Unless otherwise noted below, the sample arrived in good condition, and where required, properly preserved and on ice. The temperature of the cooler at receipt was 10.2º C.

GC/MS VOA
No analytical or quality issues were noted, other than those described in the Definitions/Glossary page.

GC/MS Semi VOA
Method 8270D: Six surrogates are used for this analysis. The laboratory's SOP allows one acid and one base of these surrogates to be outside acceptance criteria without performing re-extraction/re-analysis. The following samples contained an allowable number of surrogate compounds outside limits: B7 (480-201212-1). These results have been reported and qualified.

No additional analytical or quality issues were noted, other than those described above or in the Definitions/Glossary page.

GC Semi VOA
Method 8082A: The following sample is associated with a continuing calibration verification (CCVIS 480-640279/3) that had recoveries for the surrogate Decachlorobiphenyl below acceptance limits: B7 (480-201212-1). The secondary surrogate Tetrachloro-m-xylene is within limits; therefore, the data has been reported.

No additional analytical or quality issues were noted, other than those described above or in the Definitions/Glossary page.

Metals
No analytical or quality issues were noted, other than those described in the Definitions/Glossary page.

Organic Prep
No analytical or quality issues were noted, other than those described in the Definitions/Glossary page.

Sample Summary

Client: Brydges Engineering in Environment & Energy DPC
Job ID: 480-201212-1
Project/Site: Pilgrim Village Family

Lab Sample ID	Client Sample ID	Matrix	Collected	Received
480-201212-1	B7	Solid	09/01/22 12:00	09/01/22 12:40

Eurofins Lancaster Laboratories Env, LLC
2425 New Holland Pike
Lancaster, PA 17601
Phone (717) 656-2300

Chain of Custody Record

eurofins Environment Testing America

Client Information	Sampler: Jesse Zientek	Lab PM: Beninati, John	Carrier Tracking No(s):	COC No:
Client Contact: Sydney Deck	Phone: 716-362-6532	E-Mail: John.Beninati@eurofinsus.com	State of Origin:	Page: 1 of 1
Company: Buffalo Engineering in Environment & Energy DPC	PWSID:			Job #:
Address: 960 Busti Ave	Due Date Requested: ASAP			
City: Buffalo	TAT Requested (days):			
State, Zip: NY, 14213	Compliance Project: Δ Yes Δ No			
Phone: 716-362-6532	PO #:			
Email: sdeck@loe3corp.com	WO #:			
Project Name: Pilgrim Village Family	Project #:			
Site:	SSOW#:			

Analysis Requested

Preservation Codes:
A - HCL, B - NaOH, C - Zn Acetate, D - Nitric Acid, E - NaHSO4, F - MeOH, G - Amchlor, H - Ascorbic Acid, I - Ice, J - DI Water, K - EDTA, L - EDA
M - Hexane, N - None, O - AsNaO2, P - Na2O4S, Q - Na2SO3, R - Na2S2O3, S - H2SO4, T - TSP Dodecahydrate, U - Acetone, V - MCAA, W - pH 4-5, Z - other (specify)
Other:

Sample Identification	Sample Date	Sample Time	Sample Type (C=comp, G=grab)	Matrix (W=water, S=solid, O=waste/oil, BT=Tissue, A=Air)	Field Filtered Sample (Yes or No)	Perform MS/MSD (Yes or No)	6010C, 7471B	8081B, 8082A, 8270D	8260C - TCL VOCs									Total Number of containers	Special Instructions/Note:
			Preservation Code:																
B7	9/1/22	1200	G	S			X	X	X									4	

480-201212 Chain of Custody

Possible Hazard Identification
☒ Non-Hazard ☐ Flammable ☐ Skin Irritant ☐ Poison B ☐ Unknown ☐ Radiological

Sample Disposal (A fee may be assessed if samples are retained longer than 1 month)
☐ Return To Client ☒ Disposal By Lab ☐ Archive For _____ Months

Deliverable Requested: I, II, III, IV, Other (specify) NYSDEC CAT B w/ EDD

Special Instructions/QC Requirements:

Empty Kit Relinquished by:	Date:	Time:	Method of Shipment:

Relinquished by	Date/Time	Company	Received by	Date/Time	Company
Jesse Zientek	9/1/22 1240	BE3	[illegible]	9-1-22 12:40	TAB

Custody Seals Intact: Δ Yes Δ No
Custody Seal No.:
Cooler Temperature(s) °C and Other Remarks: 10.2 no ICE

Ver: 01/16/2019

Method 8260C

Volatile Organic Compounds (GC/MS) by Method 8260C

No data validation qualifiers were added

MKP 9/20/2022

FORM I
GC/MS VOA ORGANICS ANALYSIS DATA SHEET

Lab Name: Eurofins Buffalo | Job No.: 480-201212-1

SDG No.:

Client Sample ID: B7 | Lab Sample ID: 480-201212-1

Matrix: Solid | Lab File ID: M05952.D

Analysis Method: 8260C | Date Collected: 09/01/2022 12:00

Sample wt/vol: 5.01(g) | Date Analyzed: 09/01/2022 19:54

Soil Aliquot Vol: | Dilution Factor: 1

Soil Extract Vol.: | GC Column: ZB-624 (30) VOA ID: 0.25(mm)

Purge Volume: 5.0(mL) | Heated Purge: (Y/N) Y pH:

% Moisture: 19.4 % Solids: 80.6 | Level: (low/med) Low

Analysis Batch No.: 640043 | Units: ug/Kg

CAS NO.	COMPOUND NAME	RESULT	Q	RL	MDL
71-55-6	1,1,1-Trichloroethane	6.2	U vs	6.2	0.45
79-34-5	1,1,2,2-Tetrachloroethane	6.2	U vs	6.2	1.0
76-13-1	1,1,2-Trichloro-1,2,2-trifluoroethane	6.2	U vs	6.2	1.4
79-00-5	1,1,2-Trichloroethane	6.2	U vs	6.2	0.81
75-34-3	1,1-Dichloroethane	6.2	U vs	6.2	0.76
75-35-4	1,1-Dichloroethene	6.2	U vs	6.2	0.76
120-82-1	1,2,4-Trichlorobenzene	6.2	U vs	6.2	0.38
96-12-8	1,2-Dibromo-3-Chloropropane	6.2	U vs	6.2	3.1
106-93-4	1,2-Dibromoethane	6.2	U vs	6.2	0.80
95-50-1	1,2-Dichlorobenzene	6.2	U vs	6.2	0.48
107-06-2	1,2-Dichloroethane	6.2	U vs	6.2	0.31
78-87-5	1,2-Dichloropropane	6.2	U vs	6.2	3.1
541-73-1	1,3-Dichlorobenzene	6.2	U vs	6.2	0.32
106-46-7	1,4-Dichlorobenzene	6.2	U vs	6.2	0.87
78-93-3	2-Butanone (MEK)	31	U vs	31	2.3
591-78-6	2-Hexanone	31	U vs	31	3.1
108-10-1	4-Methyl-2-pentanone (MIBK)	31	U vs	31	2.0
67-64-1	Acetone	31	U vs	31	5.2
71-43-2	Benzene	6.2	U vs	6.2	0.30
75-27-4	Bromodichloromethane	6.2	U vs	6.2	0.83
75-25-2	Bromoform	6.2	U vs	6.2	3.1
74-83-9	Bromomethane	6.2	U vs	6.2	0.56
75-15-0	Carbon disulfide	6.2	U vs	6.2	3.1
56-23-5	Carbon tetrachloride	6.2	U vs	6.2	0.60
108-90-7	Chlorobenzene	6.2	U vs	6.2	0.82
75-00-3	Chloroethane	6.2	U vs	6.2	1.4
67-66-3	Chloroform	6.2	U vs	6.2	0.38
74-87-3	Chloromethane	6.2	U vs	6.2	0.37
156-59-2	cis-1,2-Dichloroethene	6.2	U vs	6.2	0.79
10061-01-5	cis-1,3-Dichloropropene	6.2	U vs	6.2	0.89
110-82-7	Cyclohexane	6.2	U vs	6.2	0.87
124-48-1	Dibromochloromethane	6.2	U vs	6.2	0.79
75-71-8	Dichlorodifluoromethane	6.2	U vs	6.2	0.51

FORM I
GC/MS VOA ORGANICS ANALYSIS DATA SHEET

Lab Name: Eurofins Buffalo
Job No.: 480-201212-1
SDG No.:
Client Sample ID: B7
Lab Sample ID: 480-201212-1
Matrix: Solid
Lab File ID: M05952.D
Analysis Method: 8260C
Date Collected: 09/01/2022 12:00
Sample wt/vol: 5.01(g)
Date Analyzed: 09/01/2022 19:54
Soil Aliquot Vol:
Dilution Factor: 1
Soil Extract Vol.:
GC Column: ZB-624 (30) VOA ID: 0.25(mm)
Purge Volume: 5.0(mL)
Heated Purge: (Y/N) Y pH:
% Moisture: 19.4 % Solids: 80.6
Level: (low/med) Low
Analysis Batch No.: 640043
Units: ug/Kg

CAS NO.	COMPOUND NAME	RESULT	Q	RL	MDL
100-41-4	Ethylbenzene	6.2	U vs	6.2	0.43
98-82-8	Isopropylbenzene	6.2	U vs	6.2	0.93
79-20-9	Methyl acetate	31	U vs	31	3.7
1634-04-4	Methyl tert-butyl ether	6.2	U vs	6.2	0.61
108-87-2	Methylcyclohexane	6.2	U vs	6.2	0.94
75-09-2	Methylene Chloride	6.2	U vs	6.2	2.8
100-42-5	Styrene	6.2	U vs	6.2	0.31
127-18-4	Tetrachloroethene	6.2	U vs	6.2	0.83
108-88-3	Toluene	6.2	U vs	6.2	0.47
156-60-5	trans-1,2-Dichloroethene	6.2	U vs	6.2	0.64
10061-02-6	trans-1,3-Dichloropropene	6.2	U vs	6.2	2.7
79-01-6	Trichloroethene	6.2	U vs	6.2	1.4
75-69-4	Trichlorofluoromethane	6.2	U vs	6.2	0.59
75-01-4	Vinyl chloride	6.2	U vs	6.2	0.76
1330-20-7	Xylenes, Total	12	U vs	12	1.0

CAS NO.	SURROGATE	%REC	Q	LIMITS
17060-07-0	1,2-Dichloroethane-d4 (Surr)	106		64-126
460-00-4	4-Bromofluorobenzene (Surr)	89		72-126
1868-53-7	Dibromofluoromethane (Surr)	101		60-140
2037-26-5	Toluene-d8 (Surr)	118		71-125

Method 8270D

Semivolatile Organic Compounds (GC/MS) by Method 8270D

No data validation qualifiers were added

MKP 9/20/2022

FORM I
GC/MS SEMI VOA ORGANICS ANALYSIS DATA SHEET

Lab Name: Eurofins Buffalo | Job No.: 480-201212-1

SDG No.:

Client Sample ID: B7 | Lab Sample ID: 480-201212-1

Matrix: Solid | Lab File ID: V3159730.d

Analysis Method: 8270D | Date Collected: 09/01/2022 12:00

Extract. Method: 3550C | Date Extracted: 09/01/2022 16:01

Sample wt/vol: 30.29(g) | Date Analyzed: 09/02/2022 22:00

Con. Extract Vol.: 1(mL) | Dilution Factor: 1

Injection Volume: 1(uL) | GC Column: RXI-5Sil MS ID: 0.25(mm)

% Moisture: 19.4 % Solids: 80.6 | GPC Cleanup:(Y/N) N

Cleanup Factor: | Level: (low/med) Low

Analysis Batch No.: 640194 | Units: ug/Kg

CAS NO.	COMPOUND NAME	RESULT	Q	RL	MDL
95-95-4	2,4,5-Trichlorophenol	210	U	210	57
88-06-2	2,4,6-Trichlorophenol	210	U	210	42
120-83-2	2,4-Dichlorophenol	210	U	210	22
105-67-9	2,4-Dimethylphenol	210	U	210	50
51-28-5	2,4-Dinitrophenol	2000	U	2000	960
121-14-2	2,4-Dinitrotoluene	210	U	210	43
606-20-2	2,6-Dinitrotoluene	210	U	210	25
91-58-7	2-Chloronaphthalene	210	U	210	34
95-57-8	2-Chlorophenol	410	U	410	38
91-57-6	2-Methylnaphthalene	210	U	210	42
95-48-7	2-Methylphenol	210	U	210	25
88-74-4	2-Nitroaniline	410	U	410	31
88-75-5	2-Nitrophenol	210	U	210	59
91-94-1	3,3'-Dichlorobenzidine	410	U	410	250
99-09-2	3-Nitroaniline	410	U	410	58
534-52-1	4,6-Dinitro-2-methylphenol	410	U	410	210
101-55-3	4-Bromophenyl phenyl ether	210	U	210	30
59-50-7	4-Chloro-3-methylphenol	210	U	210	52
106-47-8	4-Chloroaniline	210	U	210	52
7005-72-3	4-Chlorophenyl phenyl ether	210	U	210	26
106-44-5	4-Methylphenol	410	U	410	25
100-01-6	4-Nitroaniline	410	U	410	110
100-02-7	4-Nitrophenol	410	U	410	150
83-32-9	Acenaphthene	210	U	210	31
208-96-8	Acenaphthylene	210	U	210	27
98-86-2	Acetophenone	210	U	210	28
120-12-7	Anthracene	210	U	210	52
1912-24-9	Atrazine	210	U	210	73
100-52-7	Benzaldehyde	210	U	210	170
56-55-3	Benzo[a]anthracene	210	U	210	21
50-32-8	Benzo[a]pyrene	210	U	210	31
205-99-2	Benzo[b]fluoranthene	210	U	210	33

FORM I
GC/MS SEMI VOA ORGANICS ANALYSIS DATA SHEET

Lab Name: Eurofins Buffalo | Job No.: 480-201212-1

SDG No.:

Client Sample ID: B7 | Lab Sample ID: 480-201212-1

Matrix: Solid | Lab File ID: V3159730.d

Analysis Method: 8270D | Date Collected: 09/01/2022 12:00

Extract. Method: 3550C | Date Extracted: 09/01/2022 16:01

Sample wt/vol: 30.29(g) | Date Analyzed: 09/02/2022 22:00

Con. Extract Vol.: 1(mL) | Dilution Factor: 1

Injection Volume: 1(uL) | GC Column: RXI-5Sil MS ID: 0.25(mm)

% Moisture: 19.4 % Solids: 80.6 | GPC Cleanup:(Y/N) N

Cleanup Factor: | Level: (low/med) Low

Analysis Batch No.: 640194 | Units: ug/Kg

CAS NO.	COMPOUND NAME	RESULT	Q	RL	MDL
191-24-2	Benzo[g,h,i]perylene	210	U	210	22
207-08-9	Benzo[k]fluoranthene	210	U	210	27
92-52-4	Biphenyl	210	U	210	31
108-60-1	bis (2-chloroisopropyl) ether	210	U	210	42
111-91-1	Bis(2-chloroethoxy)methane	210	U	210	44
111-44-4	Bis(2-chloroethyl)ether	210	U	210	27
117-81-7	Bis(2-ethylhexyl) phthalate	210	U	210	71
85-68-7	Butyl benzyl phthalate	210	U	210	34
105-60-2	Caprolactam	210	U	210	63
86-74-8	Carbazole	210	U	210	25
218-01-9	Chrysene	210	U	210	47
53-70-3	Dibenz(a,h)anthracene	210	U	210	37
132-64-9	Dibenzofuran	210	U	210	25
84-66-2	Diethyl phthalate	210	U	210	27
131-11-3	Dimethyl phthalate	210	U	210	25
84-74-2	Di-n-butyl phthalate	210	U	210	36
117-84-0	Di-n-octyl phthalate	210	U	210	25
206-44-0	Fluoranthene	210	U	210	22
86-73-7	Fluorene	210	U	210	25
118-74-1	Hexachlorobenzene	210	U	210	28
87-68-3	Hexachlorobutadiene	210	U	210	31
77-47-4	Hexachlorocyclopentadiene	210	U	210	28
67-72-1	Hexachloroethane	210	U	210	27
193-39-5	Indeno[1,2,3-cd]pyrene	210	U	210	26
78-59-1	Isophorone	210	U	210	44
91-20-3	Naphthalene	210	U	210	27
98-95-3	Nitrobenzene	210	U	210	23
621-64-7	N-Nitrosodi-n-propylamine	210	U	210	36
86-30-6	N-Nitrosodiphenylamine	210	U	210	170
87-86-5	Pentachlorophenol	410	U	410	210
85-01-8	Phenanthrene	210	U	210	31
108-95-2	Phenol	210	U	210	32

FORM I
GC/MS SEMI VOA ORGANICS ANALYSIS DATA SHEET

Lab Name: Eurofins Buffalo
Job No.: 480-201212-1
SDG No.:
Client Sample ID: B7
Lab Sample ID: 480-201212-1
Matrix: Solid
Lab File ID: V3159730.d
Analysis Method: 8270D
Date Collected: 09/01/2022 12:00
Extract. Method: 3550C
Date Extracted: 09/01/2022 16:01
Sample wt/vol: 30.29(g)
Date Analyzed: 09/02/2022 22:00
Con. Extract Vol.: 1(mL)
Dilution Factor: 1
Injection Volume: 1(uL)
GC Column: RXI-5Sil MS ID: 0.25(mm)
% Moisture: 19.4 % Solids: 80.6
GPC Cleanup:(Y/N) N
Cleanup Factor:
Level: (low/med) Low
Analysis Batch No.: 640194
Units: ug/Kg

CAS NO.	COMPOUND NAME	RESULT	Q	RL	MDL
129-00-0	Pyrene	210	U	210	25

CAS NO.	SURROGATE	%REC	Q	LIMITS
118-79-6	2,4,6-Tribromophenol (Surr)	122	S1+	54-120
321-60-8	2-Fluorobiphenyl (Surr)	97		60-120
367-12-4	2-Fluorophenol (Surr)	78		52-120
4165-60-0	Nitrobenzene-d5 (Surr)	87		53-120
4165-62-2	Phenol-d5 (Surr)	79		54-120
1718-51-0	p-Terphenyl-d14 (Surr)	86		79-130

Method 8081B

Organochlorine Pesticides (GC) by Method 8081B

No data validation qualifiers were added

MKP 9/20/2022

FORM I
PESTICIDES ORGANICS ANALYSIS DATA SHEET

Lab Name: Eurofins Buffalo
Job No.: 480-201212-1
SDG No.:
Client Sample ID: B7
Lab Sample ID: 480-201212-1
Matrix: Solid
Lab File ID: 25_61-380.D
Analysis Method: 8081B
Date Collected: 09/01/2022 12:00
Extraction Method: 3550C
Date Extracted: 09/06/2022 16:20
Sample wt/vol: 30.72(g)
Date Analyzed: 09/07/2022 15:00
Con. Extract Vol.: 10(mL)
Dilution Factor: 1
Injection Volume: 1(uL)
GC Column: RTX-CLPI ID: 0.53(mm)
% Moisture: 19.4 % Solids: 80.6
GPC Cleanup:(Y/N) N
Cleanup Factor:
Analysis Batch No.: 640450
Units: ug/Kg

CAS NO.	COMPOUND NAME	RESULT	Q	RL	MDL
72-54-8	4,4'-DDD	2.0	U	2.0	0.39
72-55-9	4,4'-DDE	2.0	U	2.0	0.42
50-29-3	4,4'-DDT	2.0	U	2.0	0.47
309-00-2	Aldrin	2.0	U	2.0	0.50
319-84-6	alpha-BHC	2.0	U	2.0	0.36
319-85-7	beta-BHC	2.0	U	2.0	0.36
5103-71-9	cis-Chlordane	2.0	U	2.0	1.0
319-86-8	delta-BHC	2.0	U	2.0	0.38
60-57-1	Dieldrin	2.0	U	2.0	0.48
959-98-8	Endosulfan I	2.0	U	2.0	0.39
33213-65-9	Endosulfan II	2.0	U	2.0	0.36
1031-07-8	Endosulfan sulfate	2.0	U	2.0	0.38
72-20-8	Endrin	2.0	U	2.0	0.40
7421-93-4	Endrin aldehyde	0.55	J	2.0	0.52
53494-70-5	Endrin ketone	2.0	U	2.0	0.50
58-89-9	gamma-BHC (Lindane)	2.0	U	2.0	0.37
76-44-8	Heptachlor	2.0	U	2.0	0.44
1024-57-3	Heptachlor epoxide	2.0	U	2.0	0.52
72-43-5	Methoxychlor	2.0	U	2.0	0.41
8001-35-2	Toxaphene	20	U	20	12
5103-74-2	trans-Chlordane	2.0	U	2.0	0.64

CAS NO.	SURROGATE	%REC	Q	LIMITS
2051-24-3	DCB Decachlorobiphenyl	86		45-120
877-09-8	Tetrachloro-m-xylene	96		30-124

Method 8082A

Polychlorinated Biphenyls (PCBs) (GC) by Method 8082A

No data validation qualifiers were added

MKP 9/20/2022

FORM I
PCBS ORGANICS ANALYSIS DATA SHEET

Lab Name: Eurofins Buffalo
Job No.: 480-201212-1
SDG No.:
Client Sample ID: B7
Lab Sample ID: 480-201212-1
Matrix: Solid
Lab File ID: 6_113-143.D
Analysis Method: 8082A
Date Collected: 09/01/2022 12:00
Extraction Method: 3550C
Date Extracted: 09/01/2022 16:17
Sample wt/vol: 2.41(g)
Date Analyzed: 09/05/2022 18:43
Con. Extract Vol.: 10(mL)
Dilution Factor: 1
Injection Volume: 1(uL)
GC Column: ZB-5
ID: 0.53(mm)
% Moisture: 19.4
% Solids: 80.6
GPC Cleanup:(Y/N) N
Cleanup Factor:
Analysis Batch No.: 640279
Units: mg/Kg

CAS NO.	COMPOUND NAME	RESULT	Q	RL	MDL
12674-11-2	PCB-1016	0.26	U	0.26	0.050
11104-28-2	PCB-1221	0.26	U	0.26	0.050
11141-16-5	PCB-1232	0.26	U	0.26	0.050
53469-21-9	PCB-1242	0.26	U	0.26	0.050
12672-29-6	PCB-1248	0.26	U	0.26	0.050
11097-69-1	PCB-1254	0.26	U	0.26	0.12
11096-82-5	PCB-1260	0.26	U	0.26	0.12

CAS NO.	SURROGATE	%REC	Q	LIMITS
2051-24-3	DCB Decachlorobiphenyl	88		65-174
877-09-8	Tetrachloro-m-xylene	122		60-154

METALS

No data validation qualifiers were added

MKP 9/20/2022

COVER PAGE
METALS

Lab Name: Eurofins Buffalo Job Number: 480-201212-1

SDG No.:

Project: Pilgrim Village Family

Client Sample ID	Lab Sample ID
B7	480-201212-1

Comments:

1A-IN
INORGANIC ANALYSIS DATA SHEET
METALS

Client Sample ID: B7
Lab Sample ID: 480-201212-1
Lab Name: Eurofins Buffalo
Job No.: 480-201212-1
SDG ID.:
Matrix: Solid
Date Sampled: 09/01/2022 12:00
Reporting Basis: DRY
Date Received: 09/01/2022 12:40
% Solids: 80.6

CAS No.	Analyte	Result	RL	MDL	Units	C	Q	DIL	Method
7429-90-5	Aluminum	18900	12.8	5.6	mg/Kg			1	6010C
7440-36-0	Antimony	0.81	19.2	0.51	mg/Kg	J		1	6010C
7440-38-2	Arsenic	4.9	2.6	0.51	mg/Kg			1	6010C
7440-39-3	Barium	133	0.64	0.14	mg/Kg			1	6010C
7440-41-7	Beryllium	0.81	0.26	0.036	mg/Kg			1	6010C
7440-43-9	Cadmium	0.26	0.26	0.038	mg/Kg			1	6010C
7440-70-2	Calcium	39900	64.0	4.2	mg/Kg		B	1	6010C
7440-47-3	Chromium	23.9	0.64	0.26	mg/Kg			1	6010C
7440-48-4	Cobalt	12.3	0.64	0.064	mg/Kg			1	6010C
7440-50-8	Copper	18.1	1.3	0.27	mg/Kg			1	6010C
7439-89-6	Iron	21300	12.8	4.5	mg/Kg			1	6010C
7439-92-1	Lead	11.1	1.3	0.31	mg/Kg			1	6010C
7439-95-4	Magnesium	17100	25.6	1.2	mg/Kg		B	1	6010C
7439-96-5	Manganese	660	0.26	0.041	mg/Kg			1	6010C
7440-02-0	Nickel	30.5	6.4	0.29	mg/Kg			1	6010C
7440-09-7	Potassium	5920	38.4	25.6	mg/Kg			1	6010C
7782-49-2	Selenium	5.1	5.1	0.51	mg/Kg	U		1	6010C
7440-22-4	Silver	0.77	0.77	0.26	mg/Kg	U		1	6010C
7440-23-5	Sodium	316	179	16.7	mg/Kg			1	6010C
7440-28-0	Thallium	1.3	7.7	0.38	mg/Kg	J		1	6010C
7440-62-2	Vanadium	37.2	0.64	0.14	mg/Kg			1	6010C
7440-66-6	Zinc	66.2	2.6	0.82	mg/Kg			1	6010C
7439-97-6	Mercury	0.011	0.024	0.0056	mg/Kg	J		1	7471B

GENERAL CHEMISTRY

No data validation qualifiers were added

MKP 9/20/2022

COVER PAGE
GENERAL CHEMISTRY

Lab Name: Eurofins Buffalo Job Number: 480-201212-1

SDG No.:

Project: Pilgrim Village Family

Client Sample ID	Lab Sample ID
B7	480-201212-1

Comments:

General Chemistry Raw Data Report

Job ID: 480-201212-1

Batch: 640104 **Analyst Initials: DSC**

Method: Moisture **Instrument: Balance-7**

Lab Sample ID: 480-201212-A-1 **Analysis Date: Sep 01, 2022 17:28**

Analyte	Detector	Dilution	Raw Result	Unit
Percent Moisture	None	1	19.4444444444445	%
Percent Solids	None	1	80.5555555555555	%

Appendix B

Laboratory QC Documentation

3-IN
METHOD BLANK
METALS

Lab Name: Eurofins Buffalo Job No.: 480-201212-1

SDG No.:

Concentration Units: mg/Kg Lab Sample ID: MB 480-640176/1-A

Instrument Code: ICAP1 Batch No.: 640487

CAS No.	Analyte	Concentration	C	Q	Method
7429-90-5	Aluminum	10.1	U		6010C
7440-36-0	Antimony	15.2	U		6010C
7440-38-2	Arsenic	2.0	U		6010C
7440-39-3	Barium	0.51	U		6010C
7440-41-7	Beryllium	0.20	U		6010C
7440-43-9	Cadmium	0.20	U		6010C
7440-70-2	Calcium	4.45	J		6010C
7440-47-3	Chromium	0.51	U		6010C
7440-48-4	Cobalt	0.51	U		6010C
7440-50-8	Copper	1.0	U		6010C
7439-89-6	Iron	10.1	U		6010C
7439-92-1	Lead	1.0	U		6010C
7439-95-4	Magnesium	1.38	J		6010C
7439-96-5	Manganese	0.20	U		6010C
7440-02-0	Nickel	5.1	U		6010C
7440-09-7	Potassium	30.3	U		6010C
7782-49-2	Selenium	4.0	U		6010C
7440-22-4	Silver	0.61	U		6010C
7440-23-5	Sodium	141	U		6010C
7440-28-0	Thallium	6.1	U		6010C
7440-62-2	Vanadium	0.51	U		6010C
7440-66-6	Zinc	2.0	U		6010C

FORM III-IN

Appendix C

Validator Qualifications

KENNETH R. APPLIN
Geochemist/Data Validator

Ph.D., Geochemistry and Mineralogy, The Pennsylvania State University

M.S., Geochemistry and Mineralogy, The Pennsylvania State University

B.A., Geological Sciences, SUNY at Geneseo, NY

Dr. Applin has over 35 years of experience working with the geochemistry of natural waters. His prior experience includes working as an Assistant Professor of Geology at the University of Missouri-Columbia and as Chief Hydrogeologist and Geochemist with a leading engineering firm in Rochester, NY. In 1993, he established KR Applin and Associates, a small consulting business that focuses on the geochemistry of natural waters, especially as applied to problems involving the contamination of groundwater and surface water.

Dr. Applin is also an experienced analytical data validator and has provided data validation services since 1994 to a variety of clients performing brownfield cleanup projects, hazardous waste remediation, groundwater monitoring at solid waste facilities, and other projects requiring third-party data validation. Dr. Applin has several years of hands-on experience with the laboratory analysis of natural waters and has successfully completed the USEPA Region II certification courses for performing inorganic and organic analytical data validation.

MICHAEL K. PERRY
Chemist/Data Validator

B.S. Chemistry, Georgia State University, Atlanta, GA

A.A.S., Chemical Technology, Alfred State College, Alfred, NY

Mr. Perry has over 30 years of experience in the analytical laboratory business. During his early career, he spent several years as a laboratory analyst performing the analysis of soil, water, and air samples for inorganic and organic chemical parameters. During his last 20 years in the environmental laboratory business, he managed and directed two major analytical laboratories in Rochester, NY. His management responsibilities included oversight of the daily operations of the lab, staff training and supervision, the selection, purchase, and maintenance of analytical instruments, the introduction of new laboratory methods, analytical quality assurance and quality control, data acquisition and management, and other business-related activities.

Mr. Perry has an extensive working knowledge of the methods and procedures used for sampling and analyzing both inorganic and organic analytes in soil, water, and air. He is an accomplished laboratory chemist and is familiar with the analytical methods and procedures established under the USEPA Contract Laboratory Protocols (CLP), the NYSDEC Analytical Services Protocols (ASP), and the NYSDOH Environmental Laboratory Approval Program (ELAP).

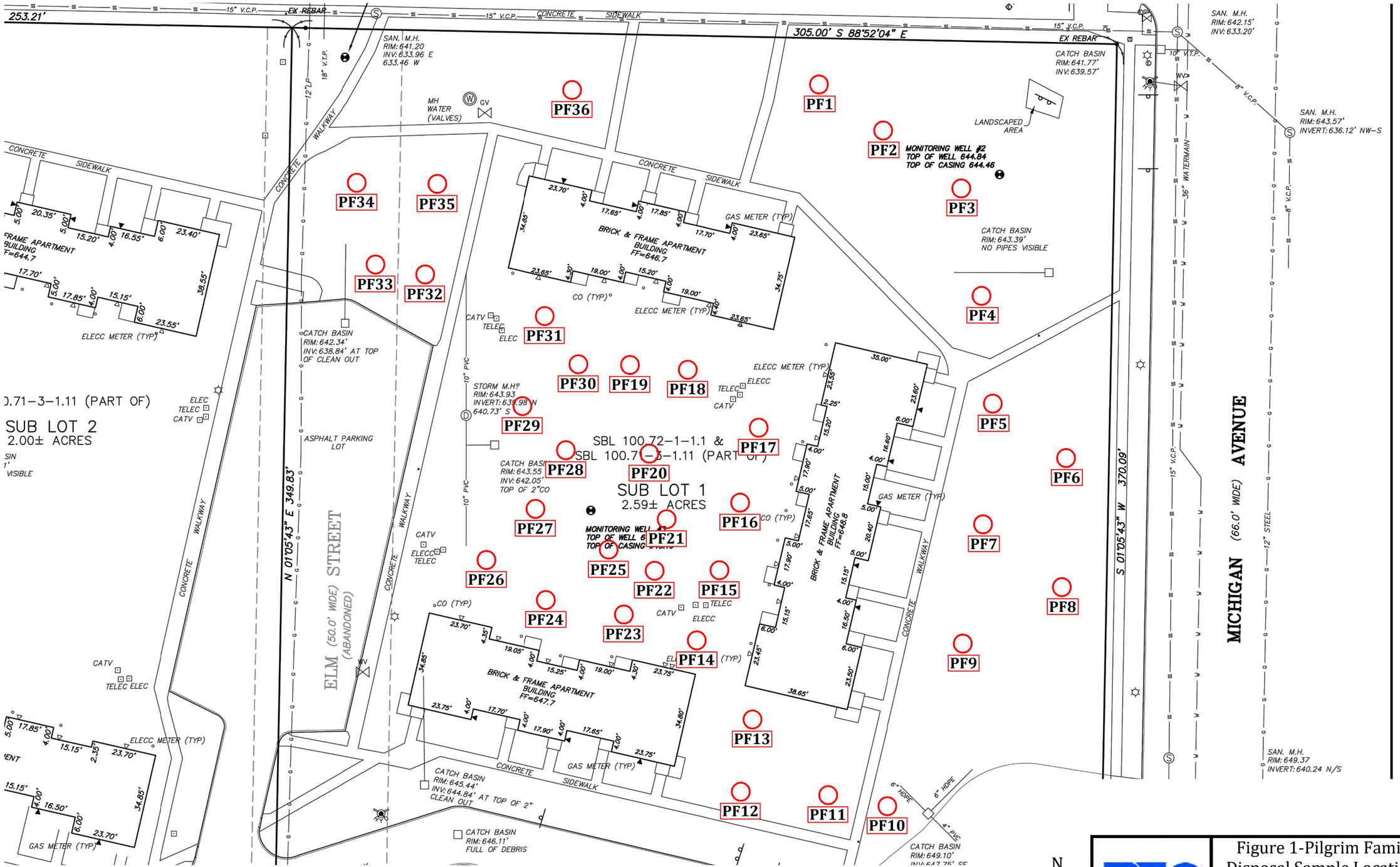

LEGEND

PF10 — APPROXIMATE LOCATION OF COMPOSITE SOIL SAMPLE PF10 FOR SOIL DISPOSAL

BRYDGES ENGINEERING IN ENVIRONMENT AND ENERGY, DPC

Figure 1-Pilgrim Family Disposal Sample Locations

Former Pilgrim Village
Family Apartments
Site # C915362
Buffalo, New York 14209

Revisions

January 2022	SCALE: N/A	SHEET 1 OF 1

eurofins | Environment Testing America

ANALYTICAL REPORT

Eurofins Buffalo
10 Hazelwood Drive
Amherst, NY 14228-2298
Tel: (716)691-2600

Laboratory Job ID: 480-193838-1
Client Project/Site: Pilgrim Village Family

For:
Brydges Engineering in Environment & Energy DPC
960 Busti Ave
Suite B-150
Buffalo, New York 14213

Attn: Jake Tracy

Authorized for release by:
1/13/2022 12:12:36 PM
Rebecca Jones, Project Management Assistant I
Rebecca.Jones@Eurofinset.com

Designee for

Joe Giacomazza, Project Manager I
(716)691-2600
joe.giacomazza@testamericainc.com

LINKS

Review your project results through TotalAccess

Have a Question? Ask The Expert

Visit us at: www.eurofinsus.com/Env

The test results in this report meet all 2003 NELAC, 2009 TNI, and 2016 TNI requirements for accredited parameters, exceptions are noted in this report. This report may not be reproduced except in full, and with written approval from the laboratory. For questions please contact the Project Manager at the e-mail address or telephone number listed on this page.

This report has been electronically signed and authorized by the signatory. Electronic signature is intended to be the legally binding equivalent of a traditionally handwritten signature.

Results relate only to the items tested and the sample(s) as received by the laboratory.

Table of Contents

Cover Page 1
Table of Contents 2
Definitions/Glossary 3
Case Narrative 5
Detection Summary 8
Client Sample Results 16
Surrogate Summary 103
QC Sample Results 113
QC Association Summary 148
Lab Chronicle 179
Certification Summary 213
Method Summary 214
Sample Summary 215
Chain of Custody 216
Receipt Checklists 220

Qualifiers

GC/MS VOA

Qualifier	Qualifier Description
U	Indicates the analyte was analyzed for but not detected.

GC/MS Semi VOA

Qualifier	Qualifier Description
U	Indicates the analyte was analyzed for but not detected.

GC VOA

Qualifier	Qualifier Description
B	Compound was found in the blank and sample.
J	Result is less than the RL but greater than or equal to the MDL and the concentration is an approximate value.
U	Indicates the analyte was analyzed for but not detected.

GC Semi VOA

Qualifier	Qualifier Description
*+	LCS and/or LCSD is outside acceptance limits, high biased.
J	Result is less than the RL but greater than or equal to the MDL and the concentration is an approximate value.
S1-	Surrogate recovery exceeds control limits, low biased.
S1+	Surrogate recovery exceeds control limits, high biased.
U	Indicates the analyte was analyzed for but not detected.

Metals

Qualifier	Qualifier Description
B	Compound was found in the blank and sample.
F1	MS and/or MSD recovery exceeds control limits.
J	Result is less than the RL but greater than or equal to the MDL and the concentration is an approximate value.
U	Indicates the analyte was analyzed for but not detected.

General Chemistry

Qualifier	Qualifier Description
HF	Field parameter with a holding time of 15 minutes. Test performed by laboratory at client's request.
U	Indicates the analyte was analyzed for but not detected.

Glossary

Abbreviation	These commonly used abbreviations may or may not be present in this report.
¤	Listed under the "D" column to designate that the result is reported on a dry weight basis
%R	Percent Recovery
CFL	Contains Free Liquid
CFU	Colony Forming Unit
CNF	Contains No Free Liquid
DER	Duplicate Error Ratio (normalized absolute difference)
Dil Fac	Dilution Factor
DL	Detection Limit (DoD/DOE)
DL, RA, RE, IN	Indicates a Dilution, Re-analysis, Re-extraction, or additional Initial metals/anion analysis of the sample
DLC	Decision Level Concentration (Radiochemistry)
EDL	Estimated Detection Limit (Dioxin)
LOD	Limit of Detection (DoD/DOE)
LOQ	Limit of Quantitation (DoD/DOE)
MCL	EPA recommended "Maximum Contaminant Level"
MDA	Minimum Detectable Activity (Radiochemistry)
MDC	Minimum Detectable Concentration (Radiochemistry)
MDL	Method Detection Limit
ML	Minimum Level (Dioxin)
MPN	Most Probable Number
MQL	Method Quantitation Limit
NC	Not Calculated
ND	Not Detected at the reporting limit (or MDL or EDL if shown)

Glossary (Continued)

Abbreviation	These commonly used abbreviations may or may not be present in this report.
NEG	Negative / Absent
POS	Positive / Present
PQL	Practical Quantitation Limit
PRES	Presumptive
QC	Quality Control
RER	Relative Error Ratio (Radiochemistry)
RL	Reporting Limit or Requested Limit (Radiochemistry)
RPD	Relative Percent Difference, a measure of the relative difference between two points
TEF	Toxicity Equivalent Factor (Dioxin)
TEQ	Toxicity Equivalent Quotient (Dioxin)
TNTC	Too Numerous To Count

Job ID: 480-193838-1

Laboratory: Eurofins Buffalo

Narrative

Job Narrative
480-193838-1

Comments
No additional comments.

Receipt
The samples were received on 12/29/2021 11:25 AM. The samples arrived in good condition. The temperatures of the 5 coolers at receipt time were 13.2º C, 14.1º C, 16.0º C, 16.8º C and 18.1º C.

GC/MS VOA
Method 8260C: The following samples were diluted due to the TCLP nature of the sample matrix: PF1 (480-193838-1), PF2 (480-193838-2), PF3 (480-193838-3), PF4 (480-193838-4), PF5 (480-193838-5) and (LB 480-610787/1-A). Elevated reporting limits (RLs) are provided.

Method 8260C: The following samples were diluted due to the nature of the TCLP matrix: PF6 (480-193838-6), PF7 (480-193838-7), PF8 (480-193838-8), PF9 (480-193838-9), PF10 (480-193838-10), PF11 (480-193838-11), PF12 (480-193838-12), PF13 (480-193838-13), PF14 (480-193838-14) and (LB 480-610945/1-A). Elevated reporting limits (RLs) are provided.

Method 8260C: The following samples were diluted due to the nature of the TCLP sample matrix: PF15 (480-193838-15), PF16 (480-193838-16), PF17 (480-193838-17), PF18 (480-193838-18), PF19 (480-193838-19), PF20 (480-193838-20), PF21 (480-193838-21) and PF22 (480-193838-22). Elevated reporting limits (RLs) are provided.

Method 8260C: The following samples were diluted due to the nature of the TCLP matrix: PF23 (480-193838-23), PF24 (480-193838-24), PF25 (480-193838-25), PF26 (480-193838-26), PF27 (480-193838-27), PF28 (480-193838-28), PF29 (480-193838-29), PF30 (480-193838-30), PF31 (480-193838-31), PF32 (480-193838-32), PF33 (480-193838-33), PF34 (480-193838-34), PF35 (480-193838-35), PF36 (480-193838-36) and (LB 480-611186/1-A). Elevated reporting limits (RLs) are provided.

No additional analytical or quality issues were noted, other than those described above or in the Definitions/Glossary page.

GC/MS Semi VOA
No analytical or quality issues were noted, other than those described in the Definitions/Glossary page.

GC VOA
Method 8015D: Reported analyte concentrations in the following samples are below 200 ug/kg and may be biased low due to the samples not being collected according to 5035-L/5035A-L low-level specifications: PF1 (480-193838-1), PF2 (480-193838-2), PF3 (480-193838-3), PF4 (480-193838-4), PF5 (480-193838-5), PF6 (480-193838-6), PF7 (480-193838-7), PF8 (480-193838-8), PF9 (480-193838-9), PF10 (480-193838-10), PF11 (480-193838-11), PF12 (480-193838-12), PF13 (480-193838-13), PF14 (480-193838-14), PF15 (480-193838-15), PF16 (480-193838-16) and PF17 (480-193838-17).

Method 8015D: Reported analyte concentrations in the following samples are below 200 ug/kg and may be biased low due to the samples not being collected according to 5035-L/5035A-L low-level specifications: PF18 (480-193838-18), PF19 (480-193838-19), PF20 (480-193838-20), PF21 (480-193838-21), PF22 (480-193838-22), PF23 (480-193838-23), PF24 (480-193838-24), PF25 (480-193838-25), PF26 (480-193838-26), PF27 (480-193838-27), PF28 (480-193838-28), PF29 (480-193838-29), PF30 (480-193838-30), PF31 (480-193838-31), PF32 (480-193838-32), PF33 (480-193838-33), PF34 (480-193838-34), PF35 (480-193838-35) and PF36 (480-193838-36).

No additional analytical or quality issues were noted, other than those described above or in the Definitions/Glossary page.

GC Semi VOA
Method 8081B: The laboratory control sample (LCS) and / or laboratory control sample duplicate (LCSD) for preparation batch 480-610766, 480-610864 and 480-610864 and analytical batch 480-610920 recovered outside control limits for the following analytes: gamma-BHC (Lindane), Heptachlor and Heptachlor epoxide. These analytes were biased high in the LCS and were not detected in the associated samples; therefore, the data have been reported.

Job ID: 480-193838-1 (Continued)

Laboratory: Eurofins Buffalo (Continued)

Method 8081B: The laboratory control sample duplicate (LCSD) for preparation batch 480-610905 and 480-611078 and analytical batch 480-611164 recovered outside control limits for the following analytes: Heptachlor epoxide. These analytes were biased high in the LCSD and were not detected in the associated samples; therefore, the data have been reported.

Method 8081B: Surrogate recovery for the following samples were outside the upper control limit: PF25 (480-193838-25), PF26 (480-193838-26), PF27 (480-193838-27), PF29 (480-193838-29), PF31 (480-193838-31), PF32 (480-193838-32), PF33 (480-193838-33), PF34 (480-193838-34), PF35 (480-193838-35), PF36 (480-193838-36) and (LB 480-610936/1-E). This sample did not contain any target analytes; therefore, re-extraction and/or re-analysis was not performed.

Method 8081B: The laboratory control sample (LCS) and / or laboratory control sample duplicate (LCSD) for preparation batch 480-610936 and 480-611409 and analytical batch 480-611440 recovered outside control limits for the following analytes: Heptachlor epoxide. These analytes were biased high in the LCS and were not detected in the associated samples; therefore, the data have been reported.

Method 8082A: The following samples are associated with a continuing calibration verification (CCV 480-610755/55) that had recoveries for the surrogate Decachlorobiphenyl that were above acceptance limits: PF4 (480-193838-4), PF5 (480-193838-5), PF6 (480-193838-6), PF7 (480-193838-7), PF8 (480-193838-8), PF9 (480-193838-9), PF10 (480-193838-10) and PF11 (480-193838-11). The secondary surrogate Tetrachloro-m-xylene is within limits. Therefore, the data has been reported.

Method 8151A: Surrogate recovery for the following samples were outside control limits: PF1 (480-193838-1), PF2 (480-193838-2), PF3 (480-193838-3), PF4 (480-193838-4), PF5 (480-193838-5) and (LB 480-610766/1-F). This is routine for TCLP herbicides, due to the pH effects created during the leaching process, inhibiting the herbicide derivatization of the free acid components.

Method 8151A: The laboratory control sample duplicate (LCSD) for preparation batch 480-610943 and analytical batch 480-611060 recovered outside control limits for the following analytes: 2,4-Dichlorophenylacetic acid. This is most likely due to the surrogate accidentally being added twice; therefore, the data have been reported.

Method 8151A: Surrogate recovery for the following samples were outside control limits: PF6 (480-193838-6), PF7 (480-193838-7), PF8 (480-193838-8), PF9 (480-193838-9), PF10 (480-193838-10), PF11 (480-193838-11), PF12 (480-193838-12), PF13 (480-193838-13), PF14 (480-193838-14), PF15 (480-193838-15), PF16 (480-193838-16), PF17 (480-193838-17), PF18 (480-193838-18), PF19 (480-193838-19), PF20 (480-193838-20), PF21 (480-193838-21), PF22 (480-193838-22) and (LB 480-610905/1-D). This is routine for TCLP herbicides, due to the pH effects created during the leaching process, inhibiting the herbicide derivatization of the free acid components.

Method 8151A: Surrogate recovery for the following samples were outside control limits: PF23 (480-193838-23), PF24 (480-193838-24), PF25 (480-193838-25), PF26 (480-193838-26), PF27 (480-193838-27), PF28 (480-193838-28), PF29 (480-193838-29), PF30 (480-193838-30), PF31 (480-193838-31), PF32 (480-193838-32), PF33 (480-193838-33), PF34 (480-193838-34), PF35 (480-193838-35), PF36 (480-193838-36) and (LB 480-610936/1-C). This is routine for TCLP herbicides, due to the pH effects created during the leaching process, inhibiting the herbicide derivatization of the free acid components.

No additional analytical or quality issues were noted, other than those described above or in the Definitions/Glossary page.

Metals
No analytical or quality issues were noted, other than those described in the Definitions/Glossary page.

General Chemistry
Method 9045C: This analysis is normally performed in the field and has a method-defined holding time of 15 minutes. The following samples has been qualified with the "HF" flag to indicate analysis was performed in the laboratory outside the 15 minute timeframe: PF17 (480-193838-17), PF18 (480-193838-18), PF19 (480-193838-19), PF20 (480-193838-20), PF21 (480-193838-21), PF22 (480-193838-22), PF23 (480-193838-23), PF24 (480-193838-24) and PF25 (480-193838-25).

Methods 9045C, 9045D: This analysis is normally performed in the field and has a method-defined holding time of 15 minutes. The following samples has been qualified with the "HF" flag to indicate analysis was performed in the laboratory outside the 15 minute timeframe: PF26 (480-193838-26), PF27 (480-193838-27), PF28 (480-193838-28), PF29 (480-193838-29), PF30 (480-193838-30), PF31 (480-193838-31), PF32 (480-193838-32), PF33 (480-193838-33), PF34 (480-193838-34), PF35 (480-193838-35) and PF36 (480-193838-36).

Job ID: 480-193838-1 (Continued)

Laboratory: Eurofins Buffalo (Continued)

No additional analytical or quality issues were noted, other than those described above or in the Definitions/Glossary page.

Organic Prep
Method 3510C: Insufficient sample volume was available to perform a matrix spike/matrix spike duplicate/sample duplicate (MS/MSD/DUP) associated with preparation batch 480-610766, 480-610864 and 480-610864.

Method 3510C: Insufficient sample volume was available to perform a matrix spike/matrix spike duplicate/sample duplicate (MS/MSD/DUP) associated with preparation batch 480-610905 and 480-611078.

Method 3510C: Insufficient sample volume was available to perform a matrix spike/matrix spike duplicate/sample duplicate (MS/MSD/DUP) associated with preparation batch 480-610936 and 480-611461.

Method 8151A: Insufficient sample volume was available to perform a matrix spike/matrix spike duplicate/sample duplicate (MS/MSD/DUP) associated with preparation batch 480-610766 and 480-610943.

Method 8151A: Insufficient sample volume was available to perform a matrix spike/matrix spike duplicate/sample duplicate (MS/MSD/DUP) associated with preparation batch 480-610905 and 480-611079.

Method 8151A: Insufficient sample volume was available to perform a matrix spike/matrix spike duplicate/sample duplicate (MS/MSD/DUP) associated with preparation batch 480-610936 and 480-611340.

No additional analytical or quality issues were noted, other than those described above or in the Definitions/Glossary page.

Detection Summary

Client: Brydges Engineering in Environment & Energy DPC
Project/Site: Pilgrim Village Family

Job ID: 480-193838-1

Client Sample ID: PF1 — Lab Sample ID: 480-193838-1

Analyte	Result	Qualifier	RL	MDL	Unit	Dil Fac	D	Method	Prep Type
Barium	0.48	J	1.0	0.10	mg/L	1		6010C	TCLP
Cadmium	0.0018	J	0.0020	0.00050	mg/L	1		6010C	TCLP
Lead	0.0053	J B	0.020	0.0030	mg/L	1		6010C	TCLP
Flashpoint	>175		50.0	50.0	Degrees F	1		1010A	Total/NA
pH	7.0	HF	0.1	0.1	SU	1		9045C	Total/NA
Temperature	19.0	HF	0.001	0.001	Degrees C	1		9045C	Total/NA

Client Sample ID: PF2 — Lab Sample ID: 480-193838-2

Analyte	Result	Qualifier	RL	MDL	Unit	Dil Fac	D	Method	Prep Type
Diesel Range Organics [C10-C28]	55		19	5.8	mg/Kg	1	☼	8015D	Total/NA
Arsenic	0.010	J	0.015	0.0056	mg/L	1		6010C	TCLP
Barium	0.60	J	1.0	0.10	mg/L	1		6010C	TCLP
Cadmium	0.0064		0.0020	0.00050	mg/L	1		6010C	TCLP
Lead	0.041	B	0.020	0.0030	mg/L	1		6010C	TCLP
Flashpoint	>180		50.0	50.0	Degrees F	1		1010A	Total/NA
pH	7.6	HF	0.1	0.1	SU	1		9045C	Total/NA
Temperature	18.4	HF	0.001	0.001	Degrees C	1		9045C	Total/NA

Client Sample ID: PF3 — Lab Sample ID: 480-193838-3

Analyte	Result	Qualifier	RL	MDL	Unit	Dil Fac	D	Method	Prep Type
Gasoline Range Organics [C6 - C10]	1.2	J B	1.5	0.39	mg/Kg	1	☼	8015D	Total/NA
Diesel Range Organics [C10-C28]	24		20	6.0	mg/Kg	1	☼	8015D	Total/NA
Arsenic	0.0062	J	0.015	0.0056	mg/L	1		6010C	TCLP
Barium	0.51	J	1.0	0.10	mg/L	1		6010C	TCLP
Cadmium	0.0049		0.0020	0.00050	mg/L	1		6010C	TCLP
Lead	0.066	B	0.020	0.0030	mg/L	1		6010C	TCLP
Flashpoint	>180		50.0	50.0	Degrees F	1		1010A	Total/NA
pH	7.8	HF	0.1	0.1	SU	1		9045C	Total/NA
Temperature	18.6	HF	0.001	0.001	Degrees C	1		9045C	Total/NA

Client Sample ID: PF4 — Lab Sample ID: 480-193838-4

Analyte	Result	Qualifier	RL	MDL	Unit	Dil Fac	D	Method	Prep Type
Gasoline Range Organics [C6 - C10]	1.3	J B	1.5	0.40	mg/Kg	1	☼	8015D	Total/NA
Barium	0.58	J	1.0	0.10	mg/L	1		6010C	TCLP
Cadmium	0.0013	J	0.0020	0.00050	mg/L	1		6010C	TCLP
Lead	0.024	B	0.020	0.0030	mg/L	1		6010C	TCLP
Flashpoint	>175		50.0	50.0	Degrees F	1		1010A	Total/NA
pH	7.9	HF	0.1	0.1	SU	1		9045C	Total/NA
Temperature	18.5	HF	0.001	0.001	Degrees C	1		9045C	Total/NA

Client Sample ID: PF5 — Lab Sample ID: 480-193838-5

Analyte	Result	Qualifier	RL	MDL	Unit	Dil Fac	D	Method	Prep Type
Barium	0.16	J	1.0	0.10	mg/L	1		6010C	TCLP
Cadmium	0.0030		0.0020	0.00050	mg/L	1		6010C	TCLP
Lead	0.022	B	0.020	0.0030	mg/L	1		6010C	TCLP
Flashpoint	>180		50.0	50.0	Degrees F	1		1010A	Total/NA
pH	7.0	HF	0.1	0.1	SU	1		9045C	Total/NA
Temperature	19.2	HF	0.001	0.001	Degrees C	1		9045C	Total/NA

This Detection Summary does not include radiochemical test results.

Eurofins Buffalo

Detection Summary

Client: Brydges Engineering in Environment & Energy DPC
Project/Site: Pilgrim Village Family

Job ID: 480-193838-1

Client Sample ID: PF6 — Lab Sample ID: 480-193838-6

Analyte	Result	Qualifier	RL	MDL	Unit	Dil Fac	D	Method	Prep Type
Gasoline Range Organics [C6 - C10]	1.2	J B	1.5	0.39	mg/Kg	1	☼	8015D	Total/NA
Arsenic	0.012	J	0.015	0.0056	mg/L	1		6010C	TCLP
Barium	0.16	J	1.0	0.10	mg/L	1		6010C	TCLP
Cadmium	0.0034		0.0020	0.00050	mg/L	1		6010C	TCLP
Lead	0.013	J	0.020	0.0030	mg/L	1		6010C	TCLP
Flashpoint	>175		50.0	50.0	Degrees F	1		1010A	Total/NA
pH	7.4	HF	0.1	0.1	SU	1		9045C	Total/NA
Temperature	19.0	HF	0.001	0.001	Degrees C	1		9045C	Total/NA

Client Sample ID: PF7 — Lab Sample ID: 480-193838-7

Analyte	Result	Qualifier	RL	MDL	Unit	Dil Fac	D	Method	Prep Type
Gasoline Range Organics [C6 - C10]	1.2	J B	1.4	0.37	mg/Kg	1	☼	8015D	Total/NA
Barium	0.24	J	1.0	0.10	mg/L	1		6010C	TCLP
Cadmium	0.0015	J	0.0020	0.00050	mg/L	1		6010C	TCLP
Lead	0.0035	J	0.020	0.0030	mg/L	1		6010C	TCLP
Flashpoint	>180		50.0	50.0	Degrees F	1		1010A	Total/NA
pH	7.7	HF	0.1	0.1	SU	1		9045C	Total/NA
Temperature	18.7	HF	0.001	0.001	Degrees C	1		9045C	Total/NA

Client Sample ID: PF8 — Lab Sample ID: 480-193838-8

Analyte	Result	Qualifier	RL	MDL	Unit	Dil Fac	D	Method	Prep Type
Gasoline Range Organics [C6 - C10]	1.3	J B	1.5	0.40	mg/Kg	1	☼	8015D	Total/NA
Arsenic	0.0057	J	0.015	0.0056	mg/L	1		6010C	TCLP
Barium	0.47	J	1.0	0.10	mg/L	1		6010C	TCLP
Cadmium	0.0014	J	0.0020	0.00050	mg/L	1		6010C	TCLP
Lead	0.0080	J	0.020	0.0030	mg/L	1		6010C	TCLP
Flashpoint	>175		50.0	50.0	Degrees F	1		1010A	Total/NA
pH	7.7	HF	0.1	0.1	SU	1		9045C	Total/NA
Temperature	18.8	HF	0.001	0.001	Degrees C	1		9045C	Total/NA

Client Sample ID: PF9 — Lab Sample ID: 480-193838-9

Analyte	Result	Qualifier	RL	MDL	Unit	Dil Fac	D	Method	Prep Type
Diesel Range Organics [C10-C28]	7.6	J	20	6.0	mg/Kg	1	☼	8015D	Total/NA
Barium	0.49	J	1.0	0.10	mg/L	1		6010C	TCLP
Cadmium	0.0021		0.0020	0.00050	mg/L	1		6010C	TCLP
Lead	0.0055	J	0.020	0.0030	mg/L	1		6010C	TCLP
Flashpoint	>180		50.0	50.0	Degrees F	1		1010A	Total/NA
pH	6.8	HF	0.1	0.1	SU	1		9045C	Total/NA
Temperature	18.7	HF	0.001	0.001	Degrees C	1		9045C	Total/NA

Client Sample ID: PF10 — Lab Sample ID: 480-193838-10

Analyte	Result	Qualifier	RL	MDL	Unit	Dil Fac	D	Method	Prep Type
Gasoline Range Organics [C6 - C10]	1.1	J B	1.4	0.36	mg/Kg	1	☼	8015D	Total/NA
Barium	0.59	J	1.0	0.10	mg/L	1		6010C	TCLP
Cadmium	0.0021		0.0020	0.00050	mg/L	1		6010C	TCLP
Lead	0.010	J	0.020	0.0030	mg/L	1		6010C	TCLP
Flashpoint	>175		50.0	50.0	Degrees F	1		1010A	Total/NA
pH	7.7	HF	0.1	0.1	SU	1		9045C	Total/NA
Temperature	18.8	HF	0.001	0.001	Degrees C	1		9045C	Total/NA

This Detection Summary does not include radiochemical test results.

Eurofins Buffalo

Detection Summary

Client: Brydges Engineering in Environment & Energy DPC
Project/Site: Pilgrim Village Family

Job ID: 480-193838-1

Client Sample ID: PF11 — Lab Sample ID: 480-193838-11

Analyte	Result	Qualifier	RL	MDL	Unit	Dil Fac	D	Method	Prep Type
Gasoline Range Organics [C6 - C10]	1.2	J B	1.4	0.37	mg/Kg	1	☼	8015D	Total/NA
Barium	0.54	J	1.0	0.10	mg/L	1		6010C	TCLP
Cadmium	0.0020		0.0020	0.00050	mg/L	1		6010C	TCLP
Lead	0.016	J	0.020	0.0030	mg/L	1		6010C	TCLP
Flashpoint	>180		50.0	50.0	Degrees F	1		1010A	Total/NA
pH	7.8	HF	0.1	0.1	SU	1		9045C	Total/NA
Temperature	18.7	HF	0.001	0.001	Degrees C	1		9045C	Total/NA

Client Sample ID: PF12 — Lab Sample ID: 480-193838-12

Analyte	Result	Qualifier	RL	MDL	Unit	Dil Fac	D	Method	Prep Type
Gasoline Range Organics [C6 - C10]	1.1	J B	1.4	0.36	mg/Kg	1	☼	8015D	Total/NA
Barium	0.58	J	1.0	0.10	mg/L	1		6010C	TCLP
Cadmium	0.0034		0.0020	0.00050	mg/L	1		6010C	TCLP
Lead	0.066		0.020	0.0030	mg/L	1		6010C	TCLP
Flashpoint	>180		50.0	50.0	Degrees F	1		1010A	Total/NA
pH	7.9	HF	0.1	0.1	SU	1		9045C	Total/NA
Temperature	18.7	HF	0.001	0.001	Degrees C	1		9045C	Total/NA

Client Sample ID: PF13 — Lab Sample ID: 480-193838-13

Analyte	Result	Qualifier	RL	MDL	Unit	Dil Fac	D	Method	Prep Type
Barium	0.51	J	1.0	0.10	mg/L	1		6010C	TCLP
Cadmium	0.0034		0.0020	0.00050	mg/L	1		6010C	TCLP
Lead	0.055		0.020	0.0030	mg/L	1		6010C	TCLP
Flashpoint	>180		50.0	50.0	Degrees F	1		1010A	Total/NA
pH	7.9	HF	0.1	0.1	SU	1		9045C	Total/NA
Temperature	18.9	HF	0.001	0.001	Degrees C	1		9045C	Total/NA

Client Sample ID: PF14 — Lab Sample ID: 480-193838-14

Analyte	Result	Qualifier	RL	MDL	Unit	Dil Fac	D	Method	Prep Type
Gasoline Range Organics [C6 - C10]	1.2	J B	1.4	0.37	mg/Kg	1	☼	8015D	Total/NA
Barium	0.20	J	1.0	0.10	mg/L	1		6010C	TCLP
Cadmium	0.0016	J	0.0020	0.00050	mg/L	1		6010C	TCLP
Lead	0.0034	J	0.020	0.0030	mg/L	1		6010C	TCLP
Flashpoint	>180		50.0	50.0	Degrees F	1		1010A	Total/NA
pH	8.1	HF	0.1	0.1	SU	1		9045C	Total/NA
Temperature	18.6	HF	0.001	0.001	Degrees C	1		9045C	Total/NA

Client Sample ID: PF15 — Lab Sample ID: 480-193838-15

Analyte	Result	Qualifier	RL	MDL	Unit	Dil Fac	D	Method	Prep Type
Gasoline Range Organics [C6 - C10]	1.2	J B	1.4	0.36	mg/Kg	1	☼	8015D	Total/NA
Diesel Range Organics [C10-C28]	6.6	J	19	5.8	mg/Kg	1	☼	8015D	Total/NA
Barium	0.37	J	1.0	0.10	mg/L	1		6010C	TCLP
Cadmium	0.0029		0.0020	0.00050	mg/L	1		6010C	TCLP
Lead	0.13		0.020	0.0030	mg/L	1		6010C	TCLP
Flashpoint	>180		50.0	50.0	Degrees F	1		1010A	Total/NA
pH	7.8	HF	0.1	0.1	SU	1		9045C	Total/NA
Temperature	18.8	HF	0.001	0.001	Degrees C	1		9045C	Total/NA

This Detection Summary does not include radiochemical test results.

Detection Summary

Client: Brydges Engineering in Environment & Energy DPC
Project/Site: Pilgrim Village Family

Job ID: 480-193838-1

Client Sample ID: PF16 — Lab Sample ID: 480-193838-16

Analyte	Result	Qualifier	RL	MDL	Unit	Dil Fac	D	Method	Prep Type
Gasoline Range Organics [C6 - C10]	1.1	J B	1.3	0.34	mg/Kg	1	☼	8015D	Total/NA
Diesel Range Organics [C10-C28]	8.7	J	19	5.6	mg/Kg	1	☼	8015D	Total/NA
Barium	0.82	J	1.0	0.10	mg/L	1		6010C	TCLP
Cadmium	0.0022		0.0020	0.00050	mg/L	1		6010C	TCLP
Lead	0.037		0.020	0.0030	mg/L	1		6010C	TCLP
Flashpoint	>175		50.0	50.0	Degrees F	1		1010A	Total/NA
pH	7.8	HF	0.1	0.1	SU	1		9045C	Total/NA
Temperature	19.1	HF	0.001	0.001	Degrees C	1		9045C	Total/NA

Client Sample ID: PF17 — Lab Sample ID: 480-193838-17

Analyte	Result	Qualifier	RL	MDL	Unit	Dil Fac	D	Method	Prep Type
Diesel Range Organics [C10-C28]	8.1	J	20	5.9	mg/Kg	1	☼	8015D	Total/NA
PCB-1260	0.13	J	0.24	0.11	mg/Kg	1	☼	8082A	Total/NA
Barium	0.78	J	1.0	0.10	mg/L	1		6010C	TCLP
Cadmium	0.0028		0.0020	0.00050	mg/L	1		6010C	TCLP
Lead	0.038		0.020	0.0030	mg/L	1		6010C	TCLP
Flashpoint	>180		50.0	50.0	Degrees F	1		1010A	Total/NA
pH	8.1	HF	0.1	0.1	SU	1		9045C	Total/NA
Temperature	20.2	HF	0.001	0.001	Degrees C	1		9045C	Total/NA

Client Sample ID: PF18 — Lab Sample ID: 480-193838-18

Analyte	Result	Qualifier	RL	MDL	Unit	Dil Fac	D	Method	Prep Type
Barium	0.33	J	1.0	0.10	mg/L	1		6010C	TCLP
Cadmium	0.0023		0.0020	0.00050	mg/L	1		6010C	TCLP
Flashpoint	>175		50.0	50.0	Degrees F	1		1010A	Total/NA
pH	8.4	HF	0.1	0.1	SU	1		9045C	Total/NA
Temperature	19.5	HF	0.001	0.001	Degrees C	1		9045C	Total/NA

Client Sample ID: PF19 — Lab Sample ID: 480-193838-19

Analyte	Result	Qualifier	RL	MDL	Unit	Dil Fac	D	Method	Prep Type
Gasoline Range Organics [C6 - C10]	1.2	J	1.4	0.38	mg/Kg	1	☼	8015D	Total/NA
Barium	0.28	J	1.0	0.10	mg/L	1		6010C	TCLP
Cadmium	0.0021		0.0020	0.00050	mg/L	1		6010C	TCLP
Flashpoint	>180		50.0	50.0	Degrees F	1		1010A	Total/NA
pH	8.3	HF	0.1	0.1	SU	1		9045C	Total/NA
Temperature	19.6	HF	0.001	0.001	Degrees C	1		9045C	Total/NA

Client Sample ID: PF20 — Lab Sample ID: 480-193838-20

Analyte	Result	Qualifier	RL	MDL	Unit	Dil Fac	D	Method	Prep Type
Gasoline Range Organics [C6 - C10]	1.5		1.4	0.37	mg/Kg	1	☼	8015D	Total/NA
Diesel Range Organics [C10-C28]	9.4	J	20	6.0	mg/Kg	1	☼	8015D	Total/NA
Barium	0.71	J	1.0	0.10	mg/L	1		6010C	TCLP
Cadmium	0.0026		0.0020	0.00050	mg/L	1		6010C	TCLP
Lead	0.18		0.020	0.0030	mg/L	1		6010C	TCLP
Mercury	0.00010	J	0.00020	0.000043	mg/L	1		7470A	TCLP
Flashpoint	>180		50.0	50.0	Degrees F	1		1010A	Total/NA
pH	7.6	HF	0.1	0.1	SU	1		9045C	Total/NA
Temperature	19.5	HF	0.001	0.001	Degrees C	1		9045C	Total/NA

This Detection Summary does not include radiochemical test results.

Detection Summary

Client: Brydges Engineering in Environment & Energy DPC
Project/Site: Pilgrim Village Family

Job ID: 480-193838-1

Client Sample ID: PF21 — Lab Sample ID: 480-193838-21

Analyte	Result	Qualifier	RL	MDL	Unit	Dil Fac	D	Method	Prep Type
Gasoline Range Organics [C6 - C10]	1.2	J	1.4	0.37	mg/Kg	1	☼	8015D	Total/NA
Barium	0.43	J	1.0	0.10	mg/L	1		6010C	TCLP
Cadmium	0.0016	J	0.0020	0.00050	mg/L	1		6010C	TCLP
Lead	0.0087	J	0.020	0.0030	mg/L	1		6010C	TCLP
Flashpoint	>175		50.0	50.0	Degrees F	1		1010A	Total/NA
pH	7.7	HF	0.1	0.1	SU	1		9045C	Total/NA
Temperature	19.5	HF	0.001	0.001	Degrees C	1		9045C	Total/NA

Client Sample ID: PF22 — Lab Sample ID: 480-193838-22

Analyte	Result	Qualifier	RL	MDL	Unit	Dil Fac	D	Method	Prep Type
Gasoline Range Organics [C6 - C10]	1.2	J	1.4	0.38	mg/Kg	1	☼	8015D	Total/NA
Barium	0.66	J	1.0	0.10	mg/L	1		6010C	TCLP
Cadmium	0.0032		0.0020	0.00050	mg/L	1		6010C	TCLP
Lead	0.37		0.020	0.0030	mg/L	1		6010C	TCLP
Flashpoint	>180		50.0	50.0	Degrees F	1		1010A	Total/NA
pH	7.9	HF	0.1	0.1	SU	1		9045C	Total/NA
Temperature	19.4	HF	0.001	0.001	Degrees C	1		9045C	Total/NA

Client Sample ID: PF23 — Lab Sample ID: 480-193838-23

Analyte	Result	Qualifier	RL	MDL	Unit	Dil Fac	D	Method	Prep Type
Gasoline Range Organics [C6 - C10]	1.1	J	1.4	0.36	mg/Kg	1	☼	8015D	Total/NA
Barium	0.85	J	1.0	0.10	mg/L	1		6010C	TCLP
Cadmium	0.0034		0.0020	0.00050	mg/L	1		6010C	TCLP
Lead	0.46		0.020	0.0030	mg/L	1		6010C	TCLP
Flashpoint	>180		50.0	50.0	Degrees F	1		1010A	Total/NA
pH	8.0	HF	0.1	0.1	SU	1		9045C	Total/NA
Temperature	19.7	HF	0.001	0.001	Degrees C	1		9045C	Total/NA

Client Sample ID: PF24 — Lab Sample ID: 480-193838-24

Analyte	Result	Qualifier	RL	MDL	Unit	Dil Fac	D	Method	Prep Type
Diesel Range Organics [C10-C28]	40		19	5.8	mg/Kg	1	☼	8015D	Total/NA
PCB-1260	0.24		0.23	0.11	mg/Kg	1	☼	8082A	Total/NA
Barium	0.73	J	1.0	0.10	mg/L	1		6010C	TCLP
Cadmium	0.0017	J	0.0020	0.00050	mg/L	1		6010C	TCLP
Lead	0.013	J	0.020	0.0030	mg/L	1		6010C	TCLP
Flashpoint	>180		50.0	50.0	Degrees F	1		1010A	Total/NA
pH	7.8	HF	0.1	0.1	SU	1		9045C	Total/NA
Temperature	20.0	HF	0.001	0.001	Degrees C	1		9045C	Total/NA

Client Sample ID: PF25 — Lab Sample ID: 480-193838-25

Analyte	Result	Qualifier	RL	MDL	Unit	Dil Fac	D	Method	Prep Type
Gasoline Range Organics [C6 - C10]	1.1	J	1.3	0.33	mg/Kg	1	☼	8015D	Total/NA
Diesel Range Organics [C10-C28]	15	J	19	5.8	mg/Kg	1	☼	8015D	Total/NA
PCB-1260	2.1		0.28	0.13	mg/Kg	1	☼	8082A	Total/NA
Barium	0.66	J	1.0	0.10	mg/L	1		6010C	TCLP
Cadmium	0.0021		0.0020	0.00050	mg/L	1		6010C	TCLP
Lead	0.020		0.020	0.0030	mg/L	1		6010C	TCLP
Flashpoint	>180		50.0	50.0	Degrees F	1		1010A	Total/NA
pH	8.0	HF	0.1	0.1	SU	1		9045C	Total/NA

This Detection Summary does not include radiochemical test results.

Client Sample ID: PF25 (Continued) — Lab Sample ID: 480-193838-25

Analyte	Result	Qualifier	RL	RL	Unit	Dil Fac	D	Method	Prep Type
Temperature	20.0	HF	0.001	0.001	Degrees C	1		9045C	Total/NA

Client Sample ID: PF26 — Lab Sample ID: 480-193838-26

Analyte	Result	Qualifier	RL	MDL	Unit	Dil Fac	D	Method	Prep Type
Gasoline Range Organics [C6 - C10]	1.0	J	1.2	0.32	mg/Kg	1	☼	8015D	Total/NA
Diesel Range Organics [C10-C28]	9.0	J	18	5.5	mg/Kg	1	☼	8015D	Total/NA
PCB-1260	0.12	J	0.24	0.11	mg/Kg	1	☼	8082A	Total/NA
Barium	0.69	J	1.0	0.10	mg/L	1		6010C	TCLP
Cadmium	0.0014	J	0.0020	0.00050	mg/L	1		6010C	TCLP
Lead	0.013	J	0.020	0.0030	mg/L	1		6010C	TCLP
Flashpoint	>180		50.0	50.0	Degrees F	1		1010A	Total/NA
pH	8.7	HF	0.1	0.1	SU	1		9045C	Total/NA
Temperature	21.6	HF	0.001	0.001	Degrees C	1		9045C	Total/NA

Client Sample ID: PF27 — Lab Sample ID: 480-193838-27

Analyte	Result	Qualifier	RL	MDL	Unit	Dil Fac	D	Method	Prep Type
Gasoline Range Organics [C6 - C10]	1.1	J	1.3	0.35	mg/Kg	1	☼	8015D	Total/NA
Diesel Range Organics [C10-C28]	10	J	19	5.7	mg/Kg	1	☼	8015D	Total/NA
PCB-1260	0.14	J	0.25	0.12	mg/Kg	1	☼	8082A	Total/NA
Barium	0.70	J	1.0	0.10	mg/L	1		6010C	TCLP
Cadmium	0.0023		0.0020	0.00050	mg/L	1		6010C	TCLP
Lead	0.037		0.020	0.0030	mg/L	1		6010C	TCLP
Flashpoint	>175		50.0	50.0	Degrees F	1		1010A	Total/NA
pH	8.8	HF	0.1	0.1	SU	1		9045C	Total/NA
Temperature	21.6	HF	0.001	0.001	Degrees C	1		9045C	Total/NA

Client Sample ID: PF28 — Lab Sample ID: 480-193838-28

Analyte	Result	Qualifier	RL	MDL	Unit	Dil Fac	D	Method	Prep Type
Gasoline Range Organics [C6 - C10]	1.1	J	1.4	0.36	mg/Kg	1	☼	8015D	Total/NA
PCB-1260	0.19	J	0.28	0.13	mg/Kg	1	☼	8082A	Total/NA
Barium	0.58	J	1.0	0.10	mg/L	1		6010C	TCLP
Cadmium	0.0018	J	0.0020	0.00050	mg/L	1		6010C	TCLP
Lead	0.011	J	0.020	0.0030	mg/L	1		6010C	TCLP
Flashpoint	>180		50.0	50.0	Degrees F	1		1010A	Total/NA
pH	8.6	HF	0.1	0.1	SU	1		9045C	Total/NA
Temperature	21.6	HF	0.001	0.001	Degrees C	1		9045C	Total/NA

Client Sample ID: PF29 — Lab Sample ID: 480-193838-29

Analyte	Result	Qualifier	RL	MDL	Unit	Dil Fac	D	Method	Prep Type
Gasoline Range Organics [C6 - C10]	1.3	J	1.5	0.40	mg/Kg	1	☼	8015D	Total/NA
PCB-1260	0.19	J	0.28	0.13	mg/Kg	1	☼	8082A	Total/NA
Barium	0.60	J	1.0	0.10	mg/L	1		6010C	TCLP
Cadmium	0.00094	J	0.0020	0.00050	mg/L	1		6010C	TCLP
Lead	0.0044	J	0.020	0.0030	mg/L	1		6010C	TCLP
Flashpoint	>180		50.0	50.0	Degrees F	1		1010A	Total/NA
pH	8.5	HF	0.1	0.1	SU	1		9045C	Total/NA
Temperature	21.6	HF	0.001	0.001	Degrees C	1		9045C	Total/NA

This Detection Summary does not include radiochemical test results.

Detection Summary

Client: Brydges Engineering in Environment & Energy DPC
Job ID: 480-193838-1
Project/Site: Pilgrim Village Family

Client Sample ID: PF30 — Lab Sample ID: 480-193838-30

Analyte	Result	Qualifier	RL	MDL	Unit	Dil Fac	D	Method	Prep Type
Gasoline Range Organics [C6 - C10]	1.1	J	1.4	0.36	mg/Kg	1	☼	8015D	Total/NA
Diesel Range Organics [C10-C28]	14	J	19	5.8	mg/Kg	1	☼	8015D	Total/NA
Barium	0.59	J	1.0	0.10	mg/L	1		6010C	TCLP
Cadmium	0.0024		0.0020	0.00050	mg/L	1		6010C	TCLP
Lead	0.013	J	0.020	0.0030	mg/L	1		6010C	TCLP
Flashpoint	>175		50.0	50.0	Degrees F	1		1010A	Total/NA
pH	8.4	HF	0.1	0.1	SU	1		9045C	Total/NA
Temperature	21.3	HF	0.001	0.001	Degrees C	1		9045C	Total/NA

Client Sample ID: PF31 — Lab Sample ID: 480-193838-31

Analyte	Result	Qualifier	RL	MDL	Unit	Dil Fac	D	Method	Prep Type
Diesel Range Organics [C10-C28]	12	J	18	5.5	mg/Kg	1	☼	8015D	Total/NA
Barium	0.92	J	1.0	0.10	mg/L	1		6010C	TCLP
Cadmium	0.0028		0.0020	0.00050	mg/L	1		6010C	TCLP
Lead	0.052		0.020	0.0030	mg/L	1		6010C	TCLP
Flashpoint	>175		50.0	50.0	Degrees F	1		1010A	Total/NA
pH	8.7	HF	0.1	0.1	SU	1		9045C	Total/NA
Temperature	21.2	HF	0.001	0.001	Degrees C	1		9045C	Total/NA

Client Sample ID: PF32 — Lab Sample ID: 480-193838-32

Analyte	Result	Qualifier	RL	MDL	Unit	Dil Fac	D	Method	Prep Type
Gasoline Range Organics [C6 - C10]	1.1	J	1.3	0.34	mg/Kg	1	☼	8015D	Total/NA
Diesel Range Organics [C10-C28]	8.7	J	19	5.6	mg/Kg	1	☼	8015D	Total/NA
Barium	0.65	J	1.0	0.10	mg/L	1		6010C	TCLP
Cadmium	0.0018	J	0.0020	0.00050	mg/L	1		6010C	TCLP
Lead	0.015	J	0.020	0.0030	mg/L	1		6010C	TCLP
Flashpoint	>180		50.0	50.0	Degrees F	1		1010A	Total/NA
pH	8.5	HF	0.1	0.1	SU	1		9045C	Total/NA
Temperature	21.2	HF	0.001	0.001	Degrees C	1		9045C	Total/NA

Client Sample ID: PF33 — Lab Sample ID: 480-193838-33

Analyte	Result	Qualifier	RL	MDL	Unit	Dil Fac	D	Method	Prep Type
Gasoline Range Organics [C6 - C10]	1.0	J	1.2	0.33	mg/Kg	1	☼	8015D	Total/NA
Diesel Range Organics [C10-C28]	9.1	J	19	5.6	mg/Kg	1	☼	8015D	Total/NA
Barium	0.54	J	1.0	0.10	mg/L	1		6010C	TCLP
Cadmium	0.0020		0.0020	0.00050	mg/L	1		6010C	TCLP
Lead	0.032		0.020	0.0030	mg/L	1		6010C	TCLP
Flashpoint	>175		50.0	50.0	Degrees F	1		1010A	Total/NA
pH	8.5	HF	0.1	0.1	SU	1		9045C	Total/NA
Temperature	21.2	HF	0.001	0.001	Degrees C	1		9045C	Total/NA

Client Sample ID: PF34 — Lab Sample ID: 480-193838-34

Analyte	Result	Qualifier	RL	MDL	Unit	Dil Fac	D	Method	Prep Type
Gasoline Range Organics [C6 - C10]	1.1	J	1.4	0.36	mg/Kg	1	☼	8015D	Total/NA
Diesel Range Organics [C10-C28]	12	J	19	5.6	mg/Kg	1	☼	8015D	Total/NA
Barium	0.70	J	1.0	0.10	mg/L	1		6010C	TCLP
Cadmium	0.0025		0.0020	0.00050	mg/L	1		6010C	TCLP
Lead	0.059		0.020	0.0030	mg/L	1		6010C	TCLP
Flashpoint	>180		50.0	50.0	Degrees F	1		1010A	Total/NA

This Detection Summary does not include radiochemical test results.

Client Sample ID: PF34 (Continued) — Lab Sample ID: 480-193838-34

Analyte	Result	Qualifier	RL	RL	Unit	Dil Fac	D	Method	Prep Type
pH	8.5	HF	0.1	0.1	SU	1		9045C	Total/NA
Temperature	22.7	HF	0.001	0.001	Degrees C	1		9045C	Total/NA

Client Sample ID: PF35 — Lab Sample ID: 480-193838-35

Analyte	Result	Qualifier	RL	MDL	Unit	Dil Fac	D	Method	Prep Type
Gasoline Range Organics [C6 - C10]	1.1	J	1.4	0.36	mg/Kg	1	☼	8015D	Total/NA
Diesel Range Organics [C10-C28]	6.2	J	19	5.7	mg/Kg	1	☼	8015D	Total/NA
Barium	0.62	J	1.0	0.10	mg/L	1		6010C	TCLP
Cadmium	0.0026		0.0020	0.00050	mg/L	1		6010C	TCLP
Lead	0.10		0.020	0.0030	mg/L	1		6010C	TCLP
Flashpoint	>175		50.0	50.0	Degrees F	1		1010A	Total/NA
pH	8.5	HF	0.1	0.1	SU	1		9045C	Total/NA
Temperature	21.3	HF	0.001	0.001	Degrees C	1		9045C	Total/NA

Client Sample ID: PF36 — Lab Sample ID: 480-193838-36

Analyte	Result	Qualifier	RL	MDL	Unit	Dil Fac	D	Method	Prep Type
Gasoline Range Organics [C6 - C10]	1.2	J	1.4	0.37	mg/Kg	1	☼	8015D	Total/NA
Diesel Range Organics [C10-C28]	7.0	J	19	5.7	mg/Kg	1	☼	8015D	Total/NA
Barium	0.72	J	1.0	0.10	mg/L	1		6010C	TCLP
Cadmium	0.0027		0.0020	0.00050	mg/L	1		6010C	TCLP
Lead	0.21		0.020	0.0030	mg/L	1		6010C	TCLP
Flashpoint	>175		50.0	50.0	Degrees F	1		1010A	Total/NA
pH	8.8	HF	0.1	0.1	SU	1		9045C	Total/NA
Temperature	21.1	HF	0.001	0.001	Degrees C	1		9045C	Total/NA

This Detection Summary does not include radiochemical test results.

Client Sample Results

Client: Brydges Engineering in Environment & Energy DPC
Project/Site: Pilgrim Village Family

Job ID: 480-193838-1

Client Sample ID: PF1

Date Collected: 12/28/21 09:06
Date Received: 12/29/21 11:25

Lab Sample ID: 480-193838-1

Matrix: Solid

Method: 8260C - TCLP Volatiles - TCLP

Analyte	Result	Qualifier	RL	MDL	Unit	D	Prepared	Analyzed	Dil Fac
1,1-Dichloroethene	0.010	U	0.010	0.0029	mg/L			01/06/22 16:50	10
1,2-Dichloroethane	0.010	U	0.010	0.0021	mg/L			01/06/22 16:50	10
2-Butanone (MEK)	0.050	U	0.050	0.013	mg/L			01/06/22 16:50	10
Benzene	0.010	U	0.010	0.0041	mg/L			01/06/22 16:50	10
Carbon tetrachloride	0.010	U	0.010	0.0027	mg/L			01/06/22 16:50	10
Chlorobenzene	0.010	U	0.010	0.0075	mg/L			01/06/22 16:50	10
Chloroform	0.010	U	0.010	0.0034	mg/L			01/06/22 16:50	10
Tetrachloroethene	0.010	U	0.010	0.0036	mg/L			01/06/22 16:50	10
Trichloroethene	0.010	U	0.010	0.0046	mg/L			01/06/22 16:50	10
Vinyl chloride	0.010	U	0.010	0.0090	mg/L			01/06/22 16:50	10

Surrogate	*%Recovery*	*Qualifier*	*Limits*	*Prepared*	*Analyzed*	*Dil Fac*
1,2-Dichloroethane-d4 (Surr)	*95*		*77 - 120*		*01/06/22 16:50*	*10*
4-Bromofluorobenzene (Surr)	*94*		*73 - 120*		*01/06/22 16:50*	*10*
Dibromofluoromethane (Surr)	*95*		*75 - 123*		*01/06/22 16:50*	*10*
Toluene-d8 (Surr)	*93*		*80 - 120*		*01/06/22 16:50*	*10*

Method: 8270D - Semivolatile Organic Compounds (GC/MS) - TCLP

Analyte	Result	Qualifier	RL	MDL	Unit	D	Prepared	Analyzed	Dil Fac
1,4-Dichlorobenzene	0.040	U	0.040	0.0018	mg/L		01/05/22 14:39	01/06/22 19:06	1
2,4,5-Trichlorophenol	0.020	U	0.020	0.0019	mg/L		01/05/22 14:39	01/06/22 19:06	1
2,4,6-Trichlorophenol	0.020	U	0.020	0.0024	mg/L		01/05/22 14:39	01/06/22 19:06	1
2,4-Dinitrotoluene	0.020	U	0.020	0.0017	mg/L		01/05/22 14:39	01/06/22 19:06	1
2-Methylphenol	0.020	U	0.020	0.0016	mg/L		01/05/22 14:39	01/06/22 19:06	1
3-Methylphenol	0.040	U	0.040	0.0016	mg/L		01/05/22 14:39	01/06/22 19:06	1
4-Methylphenol	0.040	U	0.040	0.0014	mg/L		01/05/22 14:39	01/06/22 19:06	1
Hexachlorobenzene	0.020	U	0.020	0.0020	mg/L		01/05/22 14:39	01/06/22 19:06	1
Hexachlorobutadiene	0.020	U	0.020	0.0027	mg/L		01/05/22 14:39	01/06/22 19:06	1
Hexachloroethane	0.020	U	0.020	0.0023	mg/L		01/05/22 14:39	01/06/22 19:06	1
Nitrobenzene	0.020	U	0.020	0.0011	mg/L		01/05/22 14:39	01/06/22 19:06	1
Pentachlorophenol	0.040	U	0.040	0.0088	mg/L		01/05/22 14:39	01/06/22 19:06	1
Pyridine	0.10	U	0.10	0.0016	mg/L		01/05/22 14:39	01/06/22 19:06	1

Surrogate	*%Recovery*	*Qualifier*	*Limits*	*Prepared*	*Analyzed*	*Dil Fac*
2,4,6-Tribromophenol (Surr)	*100*		*41 - 120*	*01/05/22 14:39*	*01/06/22 19:06*	*1*
2-Fluorobiphenyl (Surr)	*99*		*48 - 120*	*01/05/22 14:39*	*01/06/22 19:06*	*1*
2-Fluorophenol (Surr)	*48*		*35 - 120*	*01/05/22 14:39*	*01/06/22 19:06*	*1*
Nitrobenzene-d5 (Surr)	*83*		*46 - 120*	*01/05/22 14:39*	*01/06/22 19:06*	*1*
Phenol-d5 (Surr)	*32*		*22 - 120*	*01/05/22 14:39*	*01/06/22 19:06*	*1*
p-Terphenyl-d14 (Surr)	*104*		*60 - 148*	*01/05/22 14:39*	*01/06/22 19:06*	*1*

Method: 8081B - Organochlorine Pesticides (GC) - TCLP

Analyte	Result	Qualifier	RL	MDL	Unit	D	Prepared	Analyzed	Dil Fac
gamma-BHC (Lindane)	0.00020	U *+	0.00020	0.0000060	mg/L		01/05/22 11:24	01/06/22 17:10	1
Chlordane (technical)	0.0020	U	0.0020	0.000029	mg/L		01/05/22 11:24	01/06/22 17:10	1
Endrin	0.00020	U	0.00020	0.000014	mg/L		01/05/22 11:24	01/06/22 17:10	1
Heptachlor	0.00020	U *+	0.00020	0.0000085	mg/L		01/05/22 11:24	01/06/22 17:10	1
Heptachlor epoxide	0.00020	U *+	0.00020	0.0000053	mg/L		01/05/22 11:24	01/06/22 17:10	1
Methoxychlor	0.00020	U	0.00020	0.000014	mg/L		01/05/22 11:24	01/06/22 17:10	1
Toxaphene	0.0020	U	0.0020	0.00012	mg/L		01/05/22 11:24	01/06/22 17:10	1

Client Sample ID: PF1
Date Collected: 12/28/21 09:06
Date Received: 12/29/21 11:25

Lab Sample ID: 480-193838-1
Matrix: Solid

Surrogate	*%Recovery*	*Qualifier*	*Limits*	*Prepared*	*Analyzed*	*Dil Fac*
DCB Decachlorobiphenyl	*77*		*20 - 120*	*01/05/22 11:24*	*01/06/22 17:10*	*1*
Tetrachloro-m-xylene	*89*		*44 - 120*	*01/05/22 11:24*	*01/06/22 17:10*	*1*

Method: 8151 - TCLP Herbicides - TCLP

Analyte	Result	Qualifier	RL	MDL	Unit	D	Prepared	Analyzed	Dil Fac
2,4-D	0.0020	U	0.0020	0.00040	mg/L		01/06/22 09:01	01/07/22 20:52	1
Silvex (2,4,5-TP)	0.0020	U	0.0020	0.00036	mg/L		01/06/22 09:01	01/07/22 20:52	1

Surrogate	*%Recovery*	*Qualifier*	*Limits*	*Prepared*	*Analyzed*	*Dil Fac*
2,4-Dichlorophenylacetic acid	*12*	*S1-*	*48 - 132*	*01/06/22 09:01*	*01/07/22 20:52*	*1*

Method: 6010C - Metals (ICP) - TCLP

Analyte	Result	Qualifier	RL	MDL	Unit	D	Prepared	Analyzed	Dil Fac
Arsenic	0.015	U	0.015	0.0056	mg/L		01/06/22 08:15	01/06/22 15:14	1
Barium	**0.48**	**J**	1.0	0.10	mg/L		01/06/22 08:15	01/06/22 15:14	1
Cadmium	**0.0018**	**J**	0.0020	0.00050	mg/L		01/06/22 08:15	01/06/22 15:14	1
Chromium	0.020	U	0.020	0.010	mg/L		01/06/22 08:15	01/06/22 15:14	1
Lead	**0.0053**	**J B**	0.020	0.0030	mg/L		01/06/22 08:15	01/06/22 15:14	1
Selenium	0.025	U	0.025	0.0087	mg/L		01/06/22 08:15	01/06/22 15:14	1
Silver	0.0060	U	0.0060	0.0017	mg/L		01/06/22 08:15	01/06/22 15:14	1

Method: 7470A - TCLP Mercury - TCLP

Analyte	Result	Qualifier	RL	MDL	Unit	D	Prepared	Analyzed	Dil Fac
Mercury	0.00020	U	0.00020	0.000043	mg/L		01/12/22 13:35	01/12/22 16:36	1

General Chemistry

Analyte	Result	Qualifier	RL	MDL	Unit	D	Prepared	Analyzed	Dil Fac
Cyanide, Reactive	9.9	U	9.9	9.9	mg/Kg		01/05/22 08:30	01/06/22 10:00	1
Sulfide, Reactive	9.9	U	9.9	9.9	mg/Kg		01/05/22 08:30	01/05/22 13:30	1

Analyte	Result	Qualifier	RL	RL	Unit	D	Prepared	Analyzed	Dil Fac
Flashpoint	**>175**		50.0	50.0	Degrees F			01/11/22 15:45	1
pH	**7.0**	**HF**	0.1	0.1	SU			01/05/22 13:00	1
Temperature	**19.0**	**HF**	0.001	0.001	Degrees C			01/05/22 13:00	1

Client Sample ID: PF1
Date Collected: 12/28/21 09:06
Date Received: 12/29/21 11:25

Lab Sample ID: 480-193838-1
Matrix: Solid
Percent Solids: 81.8

Method: 8015D - Gasoline Range Organics (GRO) (GC)

Analyte	Result	Qualifier	RL	MDL	Unit	D	Prepared	Analyzed	Dil Fac
Gasoline Range Organics [C6 - C10]	1.5	U	1.5	0.39	mg/Kg	☼	01/04/22 07:52	01/04/22 15:09	1

Surrogate	*%Recovery*	*Qualifier*	*Limits*	*Prepared*	*Analyzed*	*Dil Fac*
a,a,a-Trifluorotoluene	*88*		*46 - 156*	*01/04/22 07:52*	*01/04/22 15:09*	*1*

Method: 8015D - Diesel Range Organics (DRO) (GC)

Analyte	Result	Qualifier	RL	MDL	Unit	D	Prepared	Analyzed	Dil Fac
Diesel Range Organics [C10-C28]	20	U	20	6.1	mg/Kg	☼	01/03/22 08:28	01/04/22 09:32	1

Surrogate	*%Recovery*	*Qualifier*	*Limits*	*Prepared*	*Analyzed*	*Dil Fac*
o-Terphenyl	*87*		*48 - 125*	*01/03/22 08:28*	*01/04/22 09:32*	*1*

Client Sample Results

Client: Brydges Engineering in Environment & Energy DPC
Project/Site: Pilgrim Village Family

Job ID: 480-193838-1

Client Sample ID: PF1

Lab Sample ID: 480-193838-1
Date Collected: 12/28/21 09:06
Matrix: Solid
Date Received: 12/29/21 11:25
Percent Solids: 81.8

Method: 8082A - Polychlorinated Biphenyls (PCBs) by Gas Chromatography

Analyte	Result	Qualifier	RL	MDL	Unit	D	Prepared	Analyzed	Dil Fac
PCB-1016	0.28	U	0.28	0.054	mg/Kg	☼	01/03/22 09:57	01/04/22 23:38	1
PCB-1221	0.28	U	0.28	0.054	mg/Kg	☼	01/03/22 09:57	01/04/22 23:38	1
PCB-1232	0.28	U	0.28	0.054	mg/Kg	☼	01/03/22 09:57	01/04/22 23:38	1
PCB-1242	0.28	U	0.28	0.054	mg/Kg	☼	01/03/22 09:57	01/04/22 23:38	1
PCB-1248	0.28	U	0.28	0.054	mg/Kg	☼	01/03/22 09:57	01/04/22 23:38	1
PCB-1254	0.28	U	0.28	0.13	mg/Kg	☼	01/03/22 09:57	01/04/22 23:38	1
PCB-1260	0.28	U	0.28	0.13	mg/Kg	☼	01/03/22 09:57	01/04/22 23:38	1
PCB-1262	0.28	U	0.28	0.13	mg/Kg	☼	01/03/22 09:57	01/04/22 23:38	1
PCB-1268	0.28	U	0.28	0.13	mg/Kg	☼	01/03/22 09:57	01/04/22 23:38	1

Surrogate	*%Recovery*	*Qualifier*	*Limits*	*Prepared*	*Analyzed*	*Dil Fac*
DCB Decachlorobiphenyl	*160*		*65 - 174*	*01/03/22 09:57*	*01/04/22 23:38*	*1*
Tetrachloro-m-xylene	*139*		*60 - 154*	*01/03/22 09:57*	*01/04/22 23:38*	*1*

Client Sample ID: PF2

Lab Sample ID: 480-193838-2
Date Collected: 12/28/21 09:12
Matrix: Solid
Date Received: 12/29/21 11:25

Method: 8260C - TCLP Volatiles - TCLP

Analyte	Result	Qualifier	RL	MDL	Unit	D	Prepared	Analyzed	Dil Fac
1,1-Dichloroethene	0.010	U	0.010	0.0029	mg/L			01/06/22 17:13	10
1,2-Dichloroethane	0.010	U	0.010	0.0021	mg/L			01/06/22 17:13	10
2-Butanone (MEK)	0.050	U	0.050	0.013	mg/L			01/06/22 17:13	10
Benzene	0.010	U	0.010	0.0041	mg/L			01/06/22 17:13	10
Carbon tetrachloride	0.010	U	0.010	0.0027	mg/L			01/06/22 17:13	10
Chlorobenzene	0.010	U	0.010	0.0075	mg/L			01/06/22 17:13	10
Chloroform	0.010	U	0.010	0.0034	mg/L			01/06/22 17:13	10
Tetrachloroethene	0.010	U	0.010	0.0036	mg/L			01/06/22 17:13	10
Trichloroethene	0.010	U	0.010	0.0046	mg/L			01/06/22 17:13	10
Vinyl chloride	0.010	U	0.010	0.0090	mg/L			01/06/22 17:13	10

Surrogate	*%Recovery*	*Qualifier*	*Limits*	*Prepared*	*Analyzed*	*Dil Fac*
1,2-Dichloroethane-d4 (Surr)	*94*		*77 - 120*		*01/06/22 17:13*	*10*
4-Bromofluorobenzene (Surr)	*97*		*73 - 120*		*01/06/22 17:13*	*10*
Dibromofluoromethane (Surr)	*91*		*75 - 123*		*01/06/22 17:13*	*10*
Toluene-d8 (Surr)	*94*		*80 - 120*		*01/06/22 17:13*	*10*

Method: 8270D - Semivolatile Organic Compounds (GC/MS) - TCLP

Analyte	Result	Qualifier	RL	MDL	Unit	D	Prepared	Analyzed	Dil Fac
1,4-Dichlorobenzene	0.040	U	0.040	0.0018	mg/L		01/05/22 14:39	01/06/22 19:31	1
2,4,5-Trichlorophenol	0.020	U	0.020	0.0019	mg/L		01/05/22 14:39	01/06/22 19:31	1
2,4,6-Trichlorophenol	0.020	U	0.020	0.0024	mg/L		01/05/22 14:39	01/06/22 19:31	1
2,4-Dinitrotoluene	0.020	U	0.020	0.0017	mg/L		01/05/22 14:39	01/06/22 19:31	1
2-Methylphenol	0.020	U	0.020	0.0016	mg/L		01/05/22 14:39	01/06/22 19:31	1
3-Methylphenol	0.040	U	0.040	0.0016	mg/L		01/05/22 14:39	01/06/22 19:31	1
4-Methylphenol	0.040	U	0.040	0.0014	mg/L		01/05/22 14:39	01/06/22 19:31	1
Hexachlorobenzene	0.020	U	0.020	0.0020	mg/L		01/05/22 14:39	01/06/22 19:31	1
Hexachlorobutadiene	0.020	U	0.020	0.0027	mg/L		01/05/22 14:39	01/06/22 19:31	1
Hexachloroethane	0.020	U	0.020	0.0023	mg/L		01/05/22 14:39	01/06/22 19:31	1
Nitrobenzene	0.020	U	0.020	0.0011	mg/L		01/05/22 14:39	01/06/22 19:31	1
Pentachlorophenol	0.040	U	0.040	0.0088	mg/L		01/05/22 14:39	01/06/22 19:31	1

Client Sample ID: PF2

Date Collected: 12/28/21 09:12
Date Received: 12/29/21 11:25

Lab Sample ID: 480-193838-2

Matrix: Solid

Method: 8270D - Semivolatile Organic Compounds (GC/MS) - TCLP (Continued)

Analyte	Result	Qualifier	RL	MDL	Unit	D	Prepared	Analyzed	Dil Fac
Pyridine	0.10	U	0.10	0.0016	mg/L		01/05/22 14:39	01/06/22 19:31	1

Surrogate	*%Recovery*	*Qualifier*	*Limits*	*Prepared*	*Analyzed*	*Dil Fac*
2,4,6-Tribromophenol (Surr)	*97*		*41 - 120*	*01/05/22 14:39*	*01/06/22 19:31*	*1*
2-Fluorobiphenyl (Surr)	*98*		*48 - 120*	*01/05/22 14:39*	*01/06/22 19:31*	*1*
2-Fluorophenol (Surr)	*48*		*35 - 120*	*01/05/22 14:39*	*01/06/22 19:31*	*1*
Nitrobenzene-d5 (Surr)	*84*		*46 - 120*	*01/05/22 14:39*	*01/06/22 19:31*	*1*
Phenol-d5 (Surr)	*32*		*22 - 120*	*01/05/22 14:39*	*01/06/22 19:31*	*1*
p-Terphenyl-d14 (Surr)	*108*		*60 - 148*	*01/05/22 14:39*	*01/06/22 19:31*	*1*

Method: 8081B - Organochlorine Pesticides (GC) - TCLP

Analyte	Result	Qualifier	RL	MDL	Unit	D	Prepared	Analyzed	Dil Fac
gamma-BHC (Lindane)	0.00020	U *+	0.00020	0.0000060	mg/L		01/05/22 11:24	01/06/22 17:29	1
Chlordane (technical)	0.0020	U	0.0020	0.000029	mg/L		01/05/22 11:24	01/06/22 17:29	1
Endrin	0.00020	U	0.00020	0.000014	mg/L		01/05/22 11:24	01/06/22 17:29	1
Heptachlor	0.00020	U *+	0.00020	0.0000085	mg/L		01/05/22 11:24	01/06/22 17:29	1
Heptachlor epoxide	0.00020	U *+	0.00020	0.0000053	mg/L		01/05/22 11:24	01/06/22 17:29	1
Methoxychlor	0.00020	U	0.00020	0.000014	mg/L		01/05/22 11:24	01/06/22 17:29	1
Toxaphene	0.0020	U	0.0020	0.00012	mg/L		01/05/22 11:24	01/06/22 17:29	1

Surrogate	*%Recovery*	*Qualifier*	*Limits*	*Prepared*	*Analyzed*	*Dil Fac*
DCB Decachlorobiphenyl	*75*		*20 - 120*	*01/05/22 11:24*	*01/06/22 17:29*	*1*
Tetrachloro-m-xylene	*90*		*44 - 120*	*01/05/22 11:24*	*01/06/22 17:29*	*1*

Method: 8151 - TCLP Herbicides - TCLP

Analyte	Result	Qualifier	RL	MDL	Unit	D	Prepared	Analyzed	Dil Fac
2,4-D	0.0020	U	0.0020	0.00040	mg/L		01/06/22 09:01	01/07/22 21:21	1
Silvex (2,4,5-TP)	0.0020	U	0.0020	0.00036	mg/L		01/06/22 09:01	01/07/22 21:21	1

Surrogate	*%Recovery*	*Qualifier*	*Limits*	*Prepared*	*Analyzed*	*Dil Fac*
2,4-Dichlorophenylacetic acid	*14*	*S1-*	*48 - 132*	*01/06/22 09:01*	*01/07/22 21:21*	*1*

Method: 6010C - Metals (ICP) - TCLP

Analyte	Result	Qualifier	RL	MDL	Unit	D	Prepared	Analyzed	Dil Fac
Arsenic	**0.010**	**J**	0.015	0.0056	mg/L		01/06/22 08:15	01/06/22 15:44	1
Barium	**0.60**	**J**	1.0	0.10	mg/L		01/06/22 08:15	01/06/22 15:44	1
Cadmium	**0.0064**		0.0020	0.00050	mg/L		01/06/22 08:15	01/06/22 15:44	1
Chromium	0.020	U	0.020	0.010	mg/L		01/06/22 08:15	01/06/22 15:44	1
Lead	**0.041**	**B**	0.020	0.0030	mg/L		01/06/22 08:15	01/06/22 15:44	1
Selenium	0.025	U	0.025	0.0087	mg/L		01/06/22 08:15	01/06/22 15:44	1
Silver	0.0060	U	0.0060	0.0017	mg/L		01/06/22 08:15	01/06/22 15:44	1

Method: 7470A - TCLP Mercury - TCLP

Analyte	Result	Qualifier	RL	MDL	Unit	D	Prepared	Analyzed	Dil Fac
Mercury	0.00020	U	0.00020	0.000043	mg/L		01/12/22 13:35	01/12/22 16:37	1

General Chemistry

Analyte	Result	Qualifier	RL	MDL	Unit	D	Prepared	Analyzed	Dil Fac
Cyanide, Reactive	9.9	U	9.9	9.9	mg/Kg		01/05/22 08:30	01/06/22 10:01	1
Sulfide, Reactive	9.9	U	9.9	9.9	mg/Kg		01/05/22 08:30	01/05/22 13:30	1

Client Sample Results

Client: Brydges Engineering in Environment & Energy DPC
Project/Site: Pilgrim Village Family

Job ID: 480-193838-1

Client Sample ID: PF2

Lab Sample ID: 480-193838-2
Date Collected: 12/28/21 09:12
Matrix: Solid
Date Received: 12/29/21 11:25

Analyte	Result	Qualifier	RL	RL	Unit	D	Prepared	Analyzed	Dil Fac
Flashpoint	>180		50.0	50.0	Degrees F			01/11/22 15:34	1
pH	7.6	HF	0.1	0.1	SU			01/05/22 13:00	1
Temperature	18.4	HF	0.001	0.001	Degrees C			01/05/22 13:00	1

Client Sample ID: PF2

Lab Sample ID: 480-193838-2
Date Collected: 12/28/21 09:12
Matrix: Solid
Date Received: 12/29/21 11:25
Percent Solids: 86.2

Method: 8015D - Gasoline Range Organics (GRO) (GC)

Analyte	Result	Qualifier	RL	MDL	Unit	D	Prepared	Analyzed	Dil Fac
Gasoline Range Organics [C6 - C10]	1.4	U	1.4	0.38	mg/Kg	☼	01/04/22 07:52	01/04/22 15:45	1

Surrogate	*%Recovery*	*Qualifier*	*Limits*	*Prepared*	*Analyzed*	*Dil Fac*
a,a,a-Trifluorotoluene	*91*		*46 - 156*	*01/04/22 07:52*	*01/04/22 15:45*	*1*

Method: 8015D - Diesel Range Organics (DRO) (GC)

Analyte	Result	Qualifier	RL	MDL	Unit	D	Prepared	Analyzed	Dil Fac
Diesel Range Organics [C10-C28]	55		19	5.8	mg/Kg	☼	01/03/22 08:28	01/04/22 10:08	1

Surrogate	*%Recovery*	*Qualifier*	*Limits*	*Prepared*	*Analyzed*	*Dil Fac*
o-Terphenyl	*83*		*48 - 125*	*01/03/22 08:28*	*01/04/22 10:08*	*1*

Method: 8082A - Polychlorinated Biphenyls (PCBs) by Gas Chromatography

Analyte	Result	Qualifier	RL	MDL	Unit	D	Prepared	Analyzed	Dil Fac
PCB-1016	0.25	U	0.25	0.050	mg/Kg	☼	01/03/22 09:57	01/04/22 23:51	1
PCB-1221	0.25	U	0.25	0.050	mg/Kg	☼	01/03/22 09:57	01/04/22 23:51	1
PCB-1232	0.25	U	0.25	0.050	mg/Kg	☼	01/03/22 09:57	01/04/22 23:51	1
PCB-1242	0.25	U	0.25	0.050	mg/Kg	☼	01/03/22 09:57	01/04/22 23:51	1
PCB-1248	0.25	U	0.25	0.050	mg/Kg	☼	01/03/22 09:57	01/04/22 23:51	1
PCB-1254	0.25	U	0.25	0.12	mg/Kg	☼	01/03/22 09:57	01/04/22 23:51	1
PCB-1260	0.25	U	0.25	0.12	mg/Kg	☼	01/03/22 09:57	01/04/22 23:51	1
PCB-1262	0.25	U	0.25	0.12	mg/Kg	☼	01/03/22 09:57	01/04/22 23:51	1
PCB-1268	0.25	U	0.25	0.12	mg/Kg	☼	01/03/22 09:57	01/04/22 23:51	1

Surrogate	*%Recovery*	*Qualifier*	*Limits*	*Prepared*	*Analyzed*	*Dil Fac*
DCB Decachlorobiphenyl	*148*		*65 - 174*	*01/03/22 09:57*	*01/04/22 23:51*	*1*
Tetrachloro-m-xylene	*132*		*60 - 154*	*01/03/22 09:57*	*01/04/22 23:51*	*1*

Client Sample ID: PF3

Lab Sample ID: 480-193838-3
Date Collected: 12/28/21 09:18
Matrix: Solid
Date Received: 12/29/21 11:25

Method: 8260C - TCLP Volatiles - TCLP

Analyte	Result	Qualifier	RL	MDL	Unit	D	Prepared	Analyzed	Dil Fac
1,1-Dichloroethene	0.010	U	0.010	0.0029	mg/L			01/06/22 17:36	10
1,2-Dichloroethane	0.010	U	0.010	0.0021	mg/L			01/06/22 17:36	10
2-Butanone (MEK)	0.050	U	0.050	0.013	mg/L			01/06/22 17:36	10
Benzene	0.010	U	0.010	0.0041	mg/L			01/06/22 17:36	10
Carbon tetrachloride	0.010	U	0.010	0.0027	mg/L			01/06/22 17:36	10
Chlorobenzene	0.010	U	0.010	0.0075	mg/L			01/06/22 17:36	10
Chloroform	0.010	U	0.010	0.0034	mg/L			01/06/22 17:36	10
Tetrachloroethene	0.010	U	0.010	0.0036	mg/L			01/06/22 17:36	10
Trichloroethene	0.010	U	0.010	0.0046	mg/L			01/06/22 17:36	10

Client Sample ID: PF3

Date Collected: 12/28/21 09:18
Date Received: 12/29/21 11:25

Lab Sample ID: 480-193838-3

Matrix: Solid

Method: 8260C - TCLP Volatiles - TCLP (Continued)

Analyte	Result	Qualifier	RL	MDL	Unit	D	Prepared	Analyzed	Dil Fac
Vinyl chloride	0.010	U	0.010	0.0090	mg/L			01/06/22 17:36	10

Surrogate	*%Recovery*	*Qualifier*	*Limits*	*Prepared*	*Analyzed*	*Dil Fac*
1,2-Dichloroethane-d4 (Surr)	*97*		*77 - 120*		*01/06/22 17:36*	*10*
4-Bromofluorobenzene (Surr)	*98*		*73 - 120*		*01/06/22 17:36*	*10*
Dibromofluoromethane (Surr)	*90*		*75 - 123*		*01/06/22 17:36*	*10*
Toluene-d8 (Surr)	*94*		*80 - 120*		*01/06/22 17:36*	*10*

Method: 8270D - Semivolatile Organic Compounds (GC/MS) - TCLP

Analyte	Result	Qualifier	RL	MDL	Unit	D	Prepared	Analyzed	Dil Fac
1,4-Dichlorobenzene	0.040	U	0.040	0.0018	mg/L		01/05/22 14:39	01/06/22 19:55	1
2,4,5-Trichlorophenol	0.020	U	0.020	0.0019	mg/L		01/05/22 14:39	01/06/22 19:55	1
2,4,6-Trichlorophenol	0.020	U	0.020	0.0024	mg/L		01/05/22 14:39	01/06/22 19:55	1
2,4-Dinitrotoluene	0.020	U	0.020	0.0017	mg/L		01/05/22 14:39	01/06/22 19:55	1
2-Methylphenol	0.020	U	0.020	0.0016	mg/L		01/05/22 14:39	01/06/22 19:55	1
3-Methylphenol	0.040	U	0.040	0.0016	mg/L		01/05/22 14:39	01/06/22 19:55	1
4-Methylphenol	0.040	U	0.040	0.0014	mg/L		01/05/22 14:39	01/06/22 19:55	1
Hexachlorobenzene	0.020	U	0.020	0.0020	mg/L		01/05/22 14:39	01/06/22 19:55	1
Hexachlorobutadiene	0.020	U	0.020	0.0027	mg/L		01/05/22 14:39	01/06/22 19:55	1
Hexachloroethane	0.020	U	0.020	0.0023	mg/L		01/05/22 14:39	01/06/22 19:55	1
Nitrobenzene	0.020	U	0.020	0.0011	mg/L		01/05/22 14:39	01/06/22 19:55	1
Pentachlorophenol	0.040	U	0.040	0.0088	mg/L		01/05/22 14:39	01/06/22 19:55	1
Pyridine	0.10	U	0.10	0.0016	mg/L		01/05/22 14:39	01/06/22 19:55	1

Surrogate	*%Recovery*	*Qualifier*	*Limits*	*Prepared*	*Analyzed*	*Dil Fac*
2,4,6-Tribromophenol (Surr)	*93*		*41 - 120*	*01/05/22 14:39*	*01/06/22 19:55*	*1*
2-Fluorobiphenyl (Surr)	*86*		*48 - 120*	*01/05/22 14:39*	*01/06/22 19:55*	*1*
2-Fluorophenol (Surr)	*42*		*35 - 120*	*01/05/22 14:39*	*01/06/22 19:55*	*1*
Nitrobenzene-d5 (Surr)	*74*		*46 - 120*	*01/05/22 14:39*	*01/06/22 19:55*	*1*
Phenol-d5 (Surr)	*30*		*22 - 120*	*01/05/22 14:39*	*01/06/22 19:55*	*1*
p-Terphenyl-d14 (Surr)	*102*		*60 - 148*	*01/05/22 14:39*	*01/06/22 19:55*	*1*

Method: 8081B - Organochlorine Pesticides (GC) - TCLP

Analyte	Result	Qualifier	RL	MDL	Unit	D	Prepared	Analyzed	Dil Fac
gamma-BHC (Lindane)	0.00020	U *+	0.00020	0.0000060	mg/L		01/05/22 11:24	01/06/22 17:49	1
Chlordane (technical)	0.0020	U	0.0020	0.000029	mg/L		01/05/22 11:24	01/06/22 17:49	1
Endrin	0.00020	U	0.00020	0.000014	mg/L		01/05/22 11:24	01/06/22 17:49	1
Heptachlor	0.00020	U *+	0.00020	0.0000085	mg/L		01/05/22 11:24	01/06/22 17:49	1
Heptachlor epoxide	0.00020	U *+	0.00020	0.0000053	mg/L		01/05/22 11:24	01/06/22 17:49	1
Methoxychlor	0.00020	U	0.00020	0.000014	mg/L		01/05/22 11:24	01/06/22 17:49	1
Toxaphene	0.0020	U	0.0020	0.00012	mg/L		01/05/22 11:24	01/06/22 17:49	1

Surrogate	*%Recovery*	*Qualifier*	*Limits*	*Prepared*	*Analyzed*	*Dil Fac*
DCB Decachlorobiphenyl	*68*		*20 - 120*	*01/05/22 11:24*	*01/06/22 17:49*	*1*
Tetrachloro-m-xylene	*77*		*44 - 120*	*01/05/22 11:24*	*01/06/22 17:49*	*1*

Method: 8151 - TCLP Herbicides - TCLP

Analyte	Result	Qualifier	RL	MDL	Unit	D	Prepared	Analyzed	Dil Fac
2,4-D	0.0020	U	0.0020	0.00040	mg/L		01/06/22 09:01	01/07/22 21:51	1
Silvex (2,4,5-TP)	0.0020	U	0.0020	0.00036	mg/L		01/06/22 09:01	01/07/22 21:51	1

Client Sample ID: PF3

Lab Sample ID: 480-193838-3

Date Collected: 12/28/21 09:18
Matrix: Solid
Date Received: 12/29/21 11:25

Surrogate	%Recovery	Qualifier	Limits	Prepared	Analyzed	Dil Fac
2,4-Dichlorophenylacetic acid	10	S1-	48 - 132	01/06/22 09:01	01/07/22 21:51	1

Method: 6010C - Metals (ICP) - TCLP

Analyte	Result	Qualifier	RL	MDL	Unit	D	Prepared	Analyzed	Dil Fac
Arsenic	**0.0062**	**J**	0.015	0.0056	mg/L		01/06/22 08:15	01/06/22 15:48	1
Barium	**0.51**	**J**	1.0	0.10	mg/L		01/06/22 08:15	01/06/22 15:48	1
Cadmium	**0.0049**		0.0020	0.00050	mg/L		01/06/22 08:15	01/06/22 15:48	1
Chromium	0.020	U	0.020	0.010	mg/L		01/06/22 08:15	01/06/22 15:48	1
Lead	**0.066**	**B**	0.020	0.0030	mg/L		01/06/22 08:15	01/06/22 15:48	1
Selenium	0.025	U	0.025	0.0087	mg/L		01/06/22 08:15	01/06/22 15:48	1
Silver	0.0060	U	0.0060	0.0017	mg/L		01/06/22 08:15	01/06/22 15:48	1

Method: 7470A - TCLP Mercury - TCLP

Analyte	Result	Qualifier	RL	MDL	Unit	D	Prepared	Analyzed	Dil Fac
Mercury	0.00020	U	0.00020	0.000043	mg/L		01/12/22 13:35	01/12/22 16:38	1

General Chemistry

Analyte	Result	Qualifier	RL	MDL	Unit	D	Prepared	Analyzed	Dil Fac
Cyanide, Reactive	10	U	10	10	mg/Kg		01/05/22 08:30	01/06/22 10:03	1
Sulfide, Reactive	10	U	10	10	mg/Kg		01/05/22 08:30	01/05/22 13:30	1

Analyte	Result	Qualifier	RL	RL	Unit	D	Prepared	Analyzed	Dil Fac
Flashpoint	**>180**		50.0	50.0	Degrees F			01/11/22 15:34	1
pH	**7.8**	**HF**	0.1	0.1	SU			01/05/22 13:00	1
Temperature	**18.6**	**HF**	0.001	0.001	Degrees C			01/05/22 13:00	1

Client Sample ID: PF3

Lab Sample ID: 480-193838-3

Date Collected: 12/28/21 09:18
Matrix: Solid
Date Received: 12/29/21 11:25
Percent Solids: 81.8

Method: 8015D - Gasoline Range Organics (GRO) (GC)

Analyte	Result	Qualifier	RL	MDL	Unit	D	Prepared	Analyzed	Dil Fac
Gasoline Range Organics [C6 - C10]	**1.2**	**J B**	1.5	0.39	mg/Kg	☼	01/04/22 07:52	01/04/22 16:21	1

Surrogate	%Recovery	Qualifier	Limits	Prepared	Analyzed	Dil Fac
a,a,a-Trifluorotoluene	93		46 - 156	01/04/22 07:52	01/04/22 16:21	1

Method: 8015D - Diesel Range Organics (DRO) (GC)

Analyte	Result	Qualifier	RL	MDL	Unit	D	Prepared	Analyzed	Dil Fac
Diesel Range Organics [C10-C28]	**24**		20	6.0	mg/Kg	☼	01/03/22 08:28	01/04/22 10:43	1

Surrogate	%Recovery	Qualifier	Limits	Prepared	Analyzed	Dil Fac
o-Terphenyl	78		48 - 125	01/03/22 08:28	01/04/22 10:43	1

Method: 8082A - Polychlorinated Biphenyls (PCBs) by Gas Chromatography

Analyte	Result	Qualifier	RL	MDL	Unit	D	Prepared	Analyzed	Dil Fac
PCB-1016	0.30	U	0.30	0.058	mg/Kg	☼	01/03/22 09:57	01/05/22 00:03	1
PCB-1221	0.30	U	0.30	0.058	mg/Kg	☼	01/03/22 09:57	01/05/22 00:03	1
PCB-1232	0.30	U	0.30	0.058	mg/Kg	☼	01/03/22 09:57	01/05/22 00:03	1
PCB-1242	0.30	U	0.30	0.058	mg/Kg	☼	01/03/22 09:57	01/05/22 00:03	1
PCB-1248	0.30	U	0.30	0.058	mg/Kg	☼	01/03/22 09:57	01/05/22 00:03	1
PCB-1254	0.30	U	0.30	0.14	mg/Kg	☼	01/03/22 09:57	01/05/22 00:03	1

Client Sample ID: PF3

Lab Sample ID: 480-193838-3
Date Collected: 12/28/21 09:18
Matrix: Solid
Date Received: 12/29/21 11:25
Percent Solids: 81.8

Method: 8082A - Polychlorinated Biphenyls (PCBs) by Gas Chromatography (Continued)

Analyte	Result	Qualifier	RL	MDL	Unit	D	Prepared	Analyzed	Dil Fac
PCB-1260	0.30	U	0.30	0.14	mg/Kg	☼	01/03/22 09:57	01/05/22 00:03	1
PCB-1262	0.30	U	0.30	0.14	mg/Kg	☼	01/03/22 09:57	01/05/22 00:03	1
PCB-1268	0.30	U	0.30	0.14	mg/Kg	☼	01/03/22 09:57	01/05/22 00:03	1

Surrogate	*%Recovery*	*Qualifier*	*Limits*	*Prepared*	*Analyzed*	*Dil Fac*
DCB Decachlorobiphenyl	*138*		*65 - 174*	*01/03/22 09:57*	*01/05/22 00:03*	*1*
Tetrachloro-m-xylene	*123*		*60 - 154*	*01/03/22 09:57*	*01/05/22 00:03*	*1*

Client Sample ID: PF4

Lab Sample ID: 480-193838-4
Date Collected: 12/28/21 09:22
Matrix: Solid
Date Received: 12/29/21 11:25

Method: 8260C - TCLP Volatiles - TCLP

Analyte	Result	Qualifier	RL	MDL	Unit	D	Prepared	Analyzed	Dil Fac
1,1-Dichloroethene	0.010	U	0.010	0.0029	mg/L			01/06/22 17:59	10
1,2-Dichloroethane	0.010	U	0.010	0.0021	mg/L			01/06/22 17:59	10
2-Butanone (MEK)	0.050	U	0.050	0.013	mg/L			01/06/22 17:59	10
Benzene	0.010	U	0.010	0.0041	mg/L			01/06/22 17:59	10
Carbon tetrachloride	0.010	U	0.010	0.0027	mg/L			01/06/22 17:59	10
Chlorobenzene	0.010	U	0.010	0.0075	mg/L			01/06/22 17:59	10
Chloroform	0.010	U	0.010	0.0034	mg/L			01/06/22 17:59	10
Tetrachloroethene	0.010	U	0.010	0.0036	mg/L			01/06/22 17:59	10
Trichloroethene	0.010	U	0.010	0.0046	mg/L			01/06/22 17:59	10
Vinyl chloride	0.010	U	0.010	0.0090	mg/L			01/06/22 17:59	10

Surrogate	*%Recovery*	*Qualifier*	*Limits*	*Prepared*	*Analyzed*	*Dil Fac*
1,2-Dichloroethane-d4 (Surr)	*98*		*77 - 120*		*01/06/22 17:59*	*10*
4-Bromofluorobenzene (Surr)	*94*		*73 - 120*		*01/06/22 17:59*	*10*
Dibromofluoromethane (Surr)	*96*		*75 - 123*		*01/06/22 17:59*	*10*
Toluene-d8 (Surr)	*96*		*80 - 120*		*01/06/22 17:59*	*10*

Method: 8270D - Semivolatile Organic Compounds (GC/MS) - TCLP

Analyte	Result	Qualifier	RL	MDL	Unit	D	Prepared	Analyzed	Dil Fac
1,4-Dichlorobenzene	0.040	U	0.040	0.0018	mg/L		01/05/22 14:39	01/06/22 20:20	1
2,4,5-Trichlorophenol	0.020	U	0.020	0.0019	mg/L		01/05/22 14:39	01/06/22 20:20	1
2,4,6-Trichlorophenol	0.020	U	0.020	0.0024	mg/L		01/05/22 14:39	01/06/22 20:20	1
2,4-Dinitrotoluene	0.020	U	0.020	0.0017	mg/L		01/05/22 14:39	01/06/22 20:20	1
2-Methylphenol	0.020	U	0.020	0.0016	mg/L		01/05/22 14:39	01/06/22 20:20	1
3-Methylphenol	0.040	U	0.040	0.0016	mg/L		01/05/22 14:39	01/06/22 20:20	1
4-Methylphenol	0.040	U	0.040	0.0014	mg/L		01/05/22 14:39	01/06/22 20:20	1
Hexachlorobenzene	0.020	U	0.020	0.0020	mg/L		01/05/22 14:39	01/06/22 20:20	1
Hexachlorobutadiene	0.020	U	0.020	0.0027	mg/L		01/05/22 14:39	01/06/22 20:20	1
Hexachloroethane	0.020	U	0.020	0.0023	mg/L		01/05/22 14:39	01/06/22 20:20	1
Nitrobenzene	0.020	U	0.020	0.0011	mg/L		01/05/22 14:39	01/06/22 20:20	1
Pentachlorophenol	0.040	U	0.040	0.0088	mg/L		01/05/22 14:39	01/06/22 20:20	1
Pyridine	0.10	U	0.10	0.0016	mg/L		01/05/22 14:39	01/06/22 20:20	1

Surrogate	*%Recovery*	*Qualifier*	*Limits*	*Prepared*	*Analyzed*	*Dil Fac*
2,4,6-Tribromophenol (Surr)	*101*		*41 - 120*	*01/05/22 14:39*	*01/06/22 20:20*	*1*
2-Fluorobiphenyl (Surr)	*91*		*48 - 120*	*01/05/22 14:39*	*01/06/22 20:20*	*1*
2-Fluorophenol (Surr)	*43*		*35 - 120*	*01/05/22 14:39*	*01/06/22 20:20*	*1*

Client Sample ID: PF4

Date Collected: 12/28/21 09:22
Date Received: 12/29/21 11:25

Lab Sample ID: 480-193838-4

Matrix: Solid

Method: 8270D - Semivolatile Organic Compounds (GC/MS) - TCLP (Continued)

Surrogate	*%Recovery*	*Qualifier*	*Limits*	*Prepared*	*Analyzed*	*Dil Fac*
Nitrobenzene-d5 (Surr)	*77*		*46 - 120*	*01/05/22 14:39*	*01/06/22 20:20*	*1*
Phenol-d5 (Surr)	*30*		*22 - 120*	*01/05/22 14:39*	*01/06/22 20:20*	*1*
p-Terphenyl-d14 (Surr)	*113*		*60 - 148*	*01/05/22 14:39*	*01/06/22 20:20*	*1*

Method: 8081B - Organochlorine Pesticides (GC) - TCLP

Analyte	Result	Qualifier	RL	MDL	Unit	D	Prepared	Analyzed	Dil Fac
gamma-BHC (Lindane)	0.00020	U *+	0.00020	0.0000060	mg/L		01/05/22 11:24	01/06/22 18:08	1
Chlordane (technical)	0.0020	U	0.0020	0.000029	mg/L		01/05/22 11:24	01/06/22 18:08	1
Endrin	0.00020	U	0.00020	0.000014	mg/L		01/05/22 11:24	01/06/22 18:08	1
Heptachlor	0.00020	U *+	0.00020	0.0000085	mg/L		01/05/22 11:24	01/06/22 18:08	1
Heptachlor epoxide	0.00020	U *+	0.00020	0.0000053	mg/L		01/05/22 11:24	01/06/22 18:08	1
Methoxychlor	0.00020	U	0.00020	0.000014	mg/L		01/05/22 11:24	01/06/22 18:08	1
Toxaphene	0.0020	U	0.0020	0.00012	mg/L		01/05/22 11:24	01/06/22 18:08	1

Surrogate	*%Recovery*	*Qualifier*	*Limits*	*Prepared*	*Analyzed*	*Dil Fac*
DCB Decachlorobiphenyl	*66*		*20 - 120*	*01/05/22 11:24*	*01/06/22 18:08*	*1*
Tetrachloro-m-xylene	*79*		*44 - 120*	*01/05/22 11:24*	*01/06/22 18:08*	*1*

Method: 8151 - TCLP Herbicides - TCLP

Analyte	Result	Qualifier	RL	MDL	Unit	D	Prepared	Analyzed	Dil Fac
2,4-D	0.0020	U	0.0020	0.00040	mg/L		01/06/22 09:01	01/07/22 22:21	1
Silvex (2,4,5-TP)	0.0020	U	0.0020	0.00036	mg/L		01/06/22 09:01	01/07/22 22:21	1

Surrogate	*%Recovery*	*Qualifier*	*Limits*	*Prepared*	*Analyzed*	*Dil Fac*
2,4-Dichlorophenylacetic acid	*13*	*S1-*	*48 - 132*	*01/06/22 09:01*	*01/07/22 22:21*	*1*

Method: 6010C - Metals (ICP) - TCLP

Analyte	Result	Qualifier	RL	MDL	Unit	D	Prepared	Analyzed	Dil Fac
Arsenic	0.015	U	0.015	0.0056	mg/L		01/06/22 08:15	01/06/22 15:52	1
Barium	**0.58**	**J**	1.0	0.10	mg/L		01/06/22 08:15	01/06/22 15:52	1
Cadmium	**0.0013**	**J**	0.0020	0.00050	mg/L		01/06/22 08:15	01/06/22 15:52	1
Chromium	0.020	U	0.020	0.010	mg/L		01/06/22 08:15	01/06/22 15:52	1
Lead	**0.024**	**B**	0.020	0.0030	mg/L		01/06/22 08:15	01/06/22 15:52	1
Selenium	0.025	U	0.025	0.0087	mg/L		01/06/22 08:15	01/06/22 15:52	1
Silver	0.0060	U	0.0060	0.0017	mg/L		01/06/22 08:15	01/06/22 15:52	1

Method: 7470A - TCLP Mercury - TCLP

Analyte	Result	Qualifier	RL	MDL	Unit	D	Prepared	Analyzed	Dil Fac
Mercury	0.00020	U	0.00020	0.000043	mg/L		01/12/22 13:35	01/12/22 16:39	1

General Chemistry

Analyte	Result	Qualifier	RL	MDL	Unit	D	Prepared	Analyzed	Dil Fac
Cyanide, Reactive	10	U	10	10	mg/Kg		01/05/22 08:30	01/06/22 10:04	1
Sulfide, Reactive	10	U	10	10	mg/Kg		01/05/22 08:30	01/05/22 13:30	1

Analyte	Result	Qualifier	RL	RL	Unit	D	Prepared	Analyzed	Dil Fac
Flashpoint	**>175**		50.0	50.0	Degrees F			01/11/22 15:45	1
pH	**7.9**	**HF**	0.1	0.1	SU			01/05/22 13:00	1
Temperature	**18.5**	**HF**	0.001	0.001	Degrees C			01/05/22 13:00	1

Client Sample ID: PF4

Lab Sample ID: 480-193838-4

Date Collected: 12/28/21 09:22
Date Received: 12/29/21 11:25

Matrix: Solid
Percent Solids: 82.7

Method: 8015D - Gasoline Range Organics (GRO) (GC)

Analyte	Result	Qualifier	RL	MDL	Unit	D	Prepared	Analyzed	Dil Fac
Gasoline Range Organics [C6 - C10]	1.3	J B	1.5	0.40	mg/Kg	☼	01/04/22 07:52	01/04/22 16:57	1

Surrogate	*%Recovery*	*Qualifier*	*Limits*	*Prepared*	*Analyzed*	*Dil Fac*
a,a,a-Trifluorotoluene	*92*		*46 - 156*	*01/04/22 07:52*	*01/04/22 16:57*	*1*

Method: 8015D - Diesel Range Organics (DRO) (GC)

Analyte	Result	Qualifier	RL	MDL	Unit	D	Prepared	Analyzed	Dil Fac
Diesel Range Organics [C10-C28]	20	U	20	5.9	mg/Kg	☼	01/03/22 08:28	01/04/22 11:19	1

Surrogate	*%Recovery*	*Qualifier*	*Limits*	*Prepared*	*Analyzed*	*Dil Fac*
o-Terphenyl	*79*		*48 - 125*	*01/03/22 08:28*	*01/04/22 11:19*	*1*

Method: 8082A - Polychlorinated Biphenyls (PCBs) by Gas Chromatography

Analyte	Result	Qualifier	RL	MDL	Unit	D	Prepared	Analyzed	Dil Fac
PCB-1016	0.28	U	0.28	0.055	mg/Kg	☼	01/03/22 09:57	01/05/22 00:42	1
PCB-1221	0.28	U	0.28	0.055	mg/Kg	☼	01/03/22 09:57	01/05/22 00:42	1
PCB-1232	0.28	U	0.28	0.055	mg/Kg	☼	01/03/22 09:57	01/05/22 00:42	1
PCB-1242	0.28	U	0.28	0.055	mg/Kg	☼	01/03/22 09:57	01/05/22 00:42	1
PCB-1248	0.28	U	0.28	0.055	mg/Kg	☼	01/03/22 09:57	01/05/22 00:42	1
PCB-1254	0.28	U	0.28	0.13	mg/Kg	☼	01/03/22 09:57	01/05/22 00:42	1
PCB-1260	0.28	U	0.28	0.13	mg/Kg	☼	01/03/22 09:57	01/05/22 00:42	1
PCB-1262	0.28	U	0.28	0.13	mg/Kg	☼	01/03/22 09:57	01/05/22 00:42	1
PCB-1268	0.28	U	0.28	0.13	mg/Kg	☼	01/03/22 09:57	01/05/22 00:42	1

Surrogate	*%Recovery*	*Qualifier*	*Limits*	*Prepared*	*Analyzed*	*Dil Fac*
DCB Decachlorobiphenyl	*152*		*65 - 174*	*01/03/22 09:57*	*01/05/22 00:42*	*1*
Tetrachloro-m-xylene	*130*		*60 - 154*	*01/03/22 09:57*	*01/05/22 00:42*	*1*

Client Sample ID: PF5

Lab Sample ID: 480-193838-5

Date Collected: 12/28/21 09:30
Date Received: 12/29/21 11:25

Matrix: Solid

Method: 8260C - TCLP Volatiles - TCLP

Analyte	Result	Qualifier	RL	MDL	Unit	D	Prepared	Analyzed	Dil Fac
1,1-Dichloroethene	0.010	U	0.010	0.0029	mg/L			01/06/22 18:22	10
1,2-Dichloroethane	0.010	U	0.010	0.0021	mg/L			01/06/22 18:22	10
2-Butanone (MEK)	0.050	U	0.050	0.013	mg/L			01/06/22 18:22	10
Benzene	0.010	U	0.010	0.0041	mg/L			01/06/22 18:22	10
Carbon tetrachloride	0.010	U	0.010	0.0027	mg/L			01/06/22 18:22	10
Chlorobenzene	0.010	U	0.010	0.0075	mg/L			01/06/22 18:22	10
Chloroform	0.010	U	0.010	0.0034	mg/L			01/06/22 18:22	10
Tetrachloroethene	0.010	U	0.010	0.0036	mg/L			01/06/22 18:22	10
Trichloroethene	0.010	U	0.010	0.0046	mg/L			01/06/22 18:22	10
Vinyl chloride	0.010	U	0.010	0.0090	mg/L			01/06/22 18:22	10

Surrogate	*%Recovery*	*Qualifier*	*Limits*	*Prepared*	*Analyzed*	*Dil Fac*
1,2-Dichloroethane-d4 (Surr)	*102*		*77 - 120*		*01/06/22 18:22*	*10*
4-Bromofluorobenzene (Surr)	*108*		*73 - 120*		*01/06/22 18:22*	*10*
Dibromofluoromethane (Surr)	*109*		*75 - 123*		*01/06/22 18:22*	*10*
Toluene-d8 (Surr)	*94*		*80 - 120*		*01/06/22 18:22*	*10*

Client Sample Results

Client: Brydges Engineering in Environment & Energy DPC
Project/Site: Pilgrim Village Family

Job ID: 480-193838-1

Client Sample ID: PF5

Date Collected: 12/28/21 09:30
Date Received: 12/29/21 11:25

Lab Sample ID: 480-193838-5

Matrix: Solid

Method: 8270D - Semivolatile Organic Compounds (GC/MS) - TCLP

Analyte	Result	Qualifier	RL	MDL	Unit	D	Prepared	Analyzed	Dil Fac
1,4-Dichlorobenzene	0.040	U	0.040	0.0018	mg/L		01/05/22 14:39	01/06/22 20:44	1
2,4,5-Trichlorophenol	0.020	U	0.020	0.0019	mg/L		01/05/22 14:39	01/06/22 20:44	1
2,4,6-Trichlorophenol	0.020	U	0.020	0.0024	mg/L		01/05/22 14:39	01/06/22 20:44	1
2,4-Dinitrotoluene	0.020	U	0.020	0.0017	mg/L		01/05/22 14:39	01/06/22 20:44	1
2-Methylphenol	0.020	U	0.020	0.0016	mg/L		01/05/22 14:39	01/06/22 20:44	1
3-Methylphenol	0.040	U	0.040	0.0016	mg/L		01/05/22 14:39	01/06/22 20:44	1
4-Methylphenol	0.040	U	0.040	0.0014	mg/L		01/05/22 14:39	01/06/22 20:44	1
Hexachlorobenzene	0.020	U	0.020	0.0020	mg/L		01/05/22 14:39	01/06/22 20:44	1
Hexachlorobutadiene	0.020	U	0.020	0.0027	mg/L		01/05/22 14:39	01/06/22 20:44	1
Hexachloroethane	0.020	U	0.020	0.0023	mg/L		01/05/22 14:39	01/06/22 20:44	1
Nitrobenzene	0.020	U	0.020	0.0011	mg/L		01/05/22 14:39	01/06/22 20:44	1
Pentachlorophenol	0.040	U	0.040	0.0088	mg/L		01/05/22 14:39	01/06/22 20:44	1
Pyridine	0.10	U	0.10	0.0016	mg/L		01/05/22 14:39	01/06/22 20:44	1

Surrogate	*%Recovery*	*Qualifier*	*Limits*	*Prepared*	*Analyzed*	*Dil Fac*
2,4,6-Tribromophenol (Surr)	*92*		*41 - 120*	*01/05/22 14:39*	*01/06/22 20:44*	*1*
2-Fluorobiphenyl (Surr)	*97*		*48 - 120*	*01/05/22 14:39*	*01/06/22 20:44*	*1*
2-Fluorophenol (Surr)	*47*		*35 - 120*	*01/05/22 14:39*	*01/06/22 20:44*	*1*
Nitrobenzene-d5 (Surr)	*80*		*46 - 120*	*01/05/22 14:39*	*01/06/22 20:44*	*1*
Phenol-d5 (Surr)	*32*		*22 - 120*	*01/05/22 14:39*	*01/06/22 20:44*	*1*
p-Terphenyl-d14 (Surr)	*104*		*60 - 148*	*01/05/22 14:39*	*01/06/22 20:44*	*1*

Method: 8081B - Organochlorine Pesticides (GC) - TCLP

Analyte	Result	Qualifier	RL	MDL	Unit	D	Prepared	Analyzed	Dil Fac
gamma-BHC (Lindane)	0.00020	U *+	0.00020	0.0000060	mg/L		01/05/22 11:24	01/06/22 18:48	1
Chlordane (technical)	0.0020	U	0.0020	0.000029	mg/L		01/05/22 11:24	01/06/22 18:48	1
Endrin	0.00020	U	0.00020	0.000014	mg/L		01/05/22 11:24	01/06/22 18:48	1
Heptachlor	0.00020	U *+	0.00020	0.0000085	mg/L		01/05/22 11:24	01/06/22 18:48	1
Heptachlor epoxide	0.00020	U *+	0.00020	0.0000053	mg/L		01/05/22 11:24	01/06/22 18:48	1
Methoxychlor	0.00020	U	0.00020	0.000014	mg/L		01/05/22 11:24	01/06/22 18:48	1
Toxaphene	0.0020	U	0.0020	0.00012	mg/L		01/05/22 11:24	01/06/22 18:48	1

Surrogate	*%Recovery*	*Qualifier*	*Limits*	*Prepared*	*Analyzed*	*Dil Fac*
DCB Decachlorobiphenyl	*89*		*20 - 120*	*01/05/22 11:24*	*01/06/22 18:48*	*1*
Tetrachloro-m-xylene	*107*		*44 - 120*	*01/05/22 11:24*	*01/06/22 18:48*	*1*

Method: 8151 - TCLP Herbicides - TCLP

Analyte	Result	Qualifier	RL	MDL	Unit	D	Prepared	Analyzed	Dil Fac
2,4-D	0.0020	U	0.0020	0.00040	mg/L		01/06/22 09:01	01/07/22 22:50	1
Silvex (2,4,5-TP)	0.0020	U	0.0020	0.00036	mg/L		01/06/22 09:01	01/07/22 22:50	1

Surrogate	*%Recovery*	*Qualifier*	*Limits*	*Prepared*	*Analyzed*	*Dil Fac*
2,4-Dichlorophenylacetic acid	*20*	*S1-*	*48 - 132*	*01/06/22 09:01*	*01/07/22 22:50*	*1*

Method: 6010C - Metals (ICP) - TCLP

Analyte	Result	Qualifier	RL	MDL	Unit	D	Prepared	Analyzed	Dil Fac
Arsenic	0.015	U	0.015	0.0056	mg/L		01/06/22 08:15	01/06/22 15:56	1
Barium	**0.16**	**J**	1.0	0.10	mg/L		01/06/22 08:15	01/06/22 15:56	1
Cadmium	**0.0030**		0.0020	0.00050	mg/L		01/06/22 08:15	01/06/22 15:56	1
Chromium	0.020	U	0.020	0.010	mg/L		01/06/22 08:15	01/06/22 15:56	1
Lead	**0.022**	**B**	0.020	0.0030	mg/L		01/06/22 08:15	01/06/22 15:56	1

Client Sample ID: PF5

Lab Sample ID: 480-193838-5
Date Collected: 12/28/21 09:30
Matrix: Solid
Date Received: 12/29/21 11:25

Method: 6010C - Metals (ICP) - TCLP (Continued)

Analyte	Result	Qualifier	RL	MDL	Unit	D	Prepared	Analyzed	Dil Fac
Selenium	0.025	U	0.025	0.0087	mg/L		01/06/22 08:15	01/06/22 15:56	1
Silver	0.0060	U	0.0060	0.0017	mg/L		01/06/22 08:15	01/06/22 15:56	1

Method: 7470A - TCLP Mercury - TCLP

Analyte	Result	Qualifier	RL	MDL	Unit	D	Prepared	Analyzed	Dil Fac
Mercury	0.00020	U	0.00020	0.000043	mg/L		01/12/22 13:35	01/12/22 16:41	1

General Chemistry

Analyte	Result	Qualifier	RL	MDL	Unit	D	Prepared	Analyzed	Dil Fac
Cyanide, Reactive	10	U	10	10	mg/Kg		01/05/22 08:30	01/06/22 10:06	1
Sulfide, Reactive	10	U	10	10	mg/Kg		01/05/22 08:30	01/05/22 13:30	1

Analyte	Result	Qualifier	RL	RL	Unit	D	Prepared	Analyzed	Dil Fac
Flashpoint	**>180**		50.0	50.0	Degrees F			01/11/22 15:34	1
pH	**7.0**	**HF**	0.1	0.1	SU			01/05/22 13:00	1
Temperature	**19.2**	**HF**	0.001	0.001	Degrees C			01/05/22 13:00	1

Client Sample ID: PF5

Lab Sample ID: 480-193838-5
Date Collected: 12/28/21 09:30
Matrix: Solid
Date Received: 12/29/21 11:25
Percent Solids: 86.1

Method: 8015D - Gasoline Range Organics (GRO) (GC)

Analyte	Result	Qualifier	RL	MDL	Unit	D	Prepared	Analyzed	Dil Fac
Gasoline Range Organics [C6 - C10]	1.4	U	1.4	0.37	mg/Kg	☼	01/04/22 07:52	01/04/22 17:34	1

Surrogate	*%Recovery*	*Qualifier*	*Limits*	*Prepared*	*Analyzed*	*Dil Fac*
a,a,a-Trifluorotoluene	*88*		*46 - 156*	*01/04/22 07:52*	*01/04/22 17:34*	*1*

Method: 8015D - Diesel Range Organics (DRO) (GC)

Analyte	Result	Qualifier	RL	MDL	Unit	D	Prepared	Analyzed	Dil Fac
Diesel Range Organics [C10-C28]	19	U	19	5.7	mg/Kg	☼	01/03/22 08:28	01/04/22 11:55	1

Surrogate	*%Recovery*	*Qualifier*	*Limits*	*Prepared*	*Analyzed*	*Dil Fac*
o-Terphenyl	*80*		*48 - 125*	*01/03/22 08:28*	*01/04/22 11:55*	*1*

Method: 8082A - Polychlorinated Biphenyls (PCBs) by Gas Chromatography

Analyte	Result	Qualifier	RL	MDL	Unit	D	Prepared	Analyzed	Dil Fac
PCB-1016	0.28	U	0.28	0.055	mg/Kg	☼	01/03/22 09:57	01/05/22 00:55	1
PCB-1221	0.28	U	0.28	0.055	mg/Kg	☼	01/03/22 09:57	01/05/22 00:55	1
PCB-1232	0.28	U	0.28	0.055	mg/Kg	☼	01/03/22 09:57	01/05/22 00:55	1
PCB-1242	0.28	U	0.28	0.055	mg/Kg	☼	01/03/22 09:57	01/05/22 00:55	1
PCB-1248	0.28	U	0.28	0.055	mg/Kg	☼	01/03/22 09:57	01/05/22 00:55	1
PCB-1254	0.28	U	0.28	0.13	mg/Kg	☼	01/03/22 09:57	01/05/22 00:55	1
PCB-1260	0.28	U	0.28	0.13	mg/Kg	☼	01/03/22 09:57	01/05/22 00:55	1
PCB-1262	0.28	U	0.28	0.13	mg/Kg	☼	01/03/22 09:57	01/05/22 00:55	1
PCB-1268	0.28	U	0.28	0.13	mg/Kg	☼	01/03/22 09:57	01/05/22 00:55	1

Surrogate	*%Recovery*	*Qualifier*	*Limits*	*Prepared*	*Analyzed*	*Dil Fac*
DCB Decachlorobiphenyl	*158*		*65 - 174*	*01/03/22 09:57*	*01/05/22 00:55*	*1*
Tetrachloro-m-xylene	*133*		*60 - 154*	*01/03/22 09:57*	*01/05/22 00:55*	*1*

Client Sample Results

Client: Brydges Engineering in Environment & Energy DPC
Project/Site: Pilgrim Village Family

Job ID: 480-193838-1

Client Sample ID: PF6

Date Collected: 12/28/21 09:36
Date Received: 12/29/21 11:25

Lab Sample ID: 480-193838-6

Matrix: Solid

Method: 8260C - TCLP Volatiles - TCLP

Analyte	Result	Qualifier	RL	MDL	Unit	D	Prepared	Analyzed	Dil Fac
1,1-Dichloroethene	0.010	U	0.010	0.0029	mg/L			01/10/22 12:41	10
1,2-Dichloroethane	0.010	U	0.010	0.0021	mg/L			01/10/22 12:41	10
2-Butanone (MEK)	0.050	U	0.050	0.013	mg/L			01/10/22 12:41	10
Benzene	0.010	U	0.010	0.0041	mg/L			01/10/22 12:41	10
Carbon tetrachloride	0.010	U	0.010	0.0027	mg/L			01/10/22 12:41	10
Chlorobenzene	0.010	U	0.010	0.0075	mg/L			01/10/22 12:41	10
Chloroform	0.010	U	0.010	0.0034	mg/L			01/10/22 12:41	10
Tetrachloroethene	0.010	U	0.010	0.0036	mg/L			01/10/22 12:41	10
Trichloroethene	0.010	U	0.010	0.0046	mg/L			01/10/22 12:41	10
Vinyl chloride	0.010	U	0.010	0.0090	mg/L			01/10/22 12:41	10

Surrogate	*%Recovery*	*Qualifier*	*Limits*	*Prepared*	*Analyzed*	*Dil Fac*
1,2-Dichloroethane-d4 (Surr)	*99*		*77 - 120*		*01/10/22 12:41*	*10*
4-Bromofluorobenzene (Surr)	*103*		*73 - 120*		*01/10/22 12:41*	*10*
Dibromofluoromethane (Surr)	*96*		*75 - 123*		*01/10/22 12:41*	*10*
Toluene-d8 (Surr)	*101*		*80 - 120*		*01/10/22 12:41*	*10*

Method: 8270D - Semivolatile Organic Compounds (GC/MS) - TCLP

Analyte	Result	Qualifier	RL	MDL	Unit	D	Prepared	Analyzed	Dil Fac
1,4-Dichlorobenzene	0.040	U	0.040	0.0018	mg/L		01/07/22 14:55	01/10/22 15:42	1
2,4,5-Trichlorophenol	0.020	U	0.020	0.0019	mg/L		01/07/22 14:55	01/10/22 15:42	1
2,4,6-Trichlorophenol	0.020	U	0.020	0.0024	mg/L		01/07/22 14:55	01/10/22 15:42	1
2,4-Dinitrotoluene	0.020	U	0.020	0.0017	mg/L		01/07/22 14:55	01/10/22 15:42	1
2-Methylphenol	0.020	U	0.020	0.0016	mg/L		01/07/22 14:55	01/10/22 15:42	1
3-Methylphenol	0.040	U	0.040	0.0016	mg/L		01/07/22 14:55	01/10/22 15:42	1
4-Methylphenol	0.040	U	0.040	0.0014	mg/L		01/07/22 14:55	01/10/22 15:42	1
Hexachlorobenzene	0.020	U	0.020	0.0020	mg/L		01/07/22 14:55	01/10/22 15:42	1
Hexachlorobutadiene	0.020	U	0.020	0.0027	mg/L		01/07/22 14:55	01/10/22 15:42	1
Hexachloroethane	0.020	U	0.020	0.0023	mg/L		01/07/22 14:55	01/10/22 15:42	1
Nitrobenzene	0.020	U	0.020	0.0011	mg/L		01/07/22 14:55	01/10/22 15:42	1
Pentachlorophenol	0.040	U	0.040	0.0088	mg/L		01/07/22 14:55	01/10/22 15:42	1
Pyridine	0.10	U	0.10	0.0016	mg/L		01/07/22 14:55	01/10/22 15:42	1

Surrogate	*%Recovery*	*Qualifier*	*Limits*	*Prepared*	*Analyzed*	*Dil Fac*
2,4,6-Tribromophenol (Surr)	*91*		*41 - 120*	*01/07/22 14:55*	*01/10/22 15:42*	*1*
2-Fluorobiphenyl (Surr)	*97*		*48 - 120*	*01/07/22 14:55*	*01/10/22 15:42*	*1*
2-Fluorophenol (Surr)	*48*		*35 - 120*	*01/07/22 14:55*	*01/10/22 15:42*	*1*
Nitrobenzene-d5 (Surr)	*88*		*46 - 120*	*01/07/22 14:55*	*01/10/22 15:42*	*1*
Phenol-d5 (Surr)	*33*		*22 - 120*	*01/07/22 14:55*	*01/10/22 15:42*	*1*
p-Terphenyl-d14 (Surr)	*109*		*60 - 148*	*01/07/22 14:55*	*01/10/22 15:42*	*1*

Method: 8081B - Organochlorine Pesticides (GC) - TCLP

Analyte	Result	Qualifier	RL	MDL	Unit	D	Prepared	Analyzed	Dil Fac
gamma-BHC (Lindane)	0.00020	U	0.00020	0.0000060	mg/L		01/07/22 11:05	01/10/22 10:11	1
Chlordane (technical)	0.0020	U	0.0020	0.000029	mg/L		01/07/22 11:05	01/10/22 10:11	1
Endrin	0.00020	U	0.00020	0.000014	mg/L		01/07/22 11:05	01/10/22 10:11	1
Heptachlor	0.00020	U	0.00020	0.0000085	mg/L		01/07/22 11:05	01/10/22 10:11	1
Heptachlor epoxide	0.00020	U *+	0.00020	0.0000053	mg/L		01/07/22 11:05	01/10/22 10:11	1
Methoxychlor	0.00020	U	0.00020	0.000014	mg/L		01/07/22 11:05	01/10/22 10:11	1
Toxaphene	0.0020	U	0.0020	0.00012	mg/L		01/07/22 11:05	01/10/22 10:11	1

Client Sample ID: PF6

Lab Sample ID: 480-193838-6

Date Collected: 12/28/21 09:36

Matrix: Solid

Date Received: 12/29/21 11:25

Surrogate	*%Recovery*	*Qualifier*	*Limits*	*Prepared*	*Analyzed*	*Dil Fac*
DCB Decachlorobiphenyl	*84*		*20 - 120*	*01/07/22 11:05*	*01/10/22 10:11*	*1*
Tetrachloro-m-xylene	*81*		*44 - 120*	*01/07/22 11:05*	*01/10/22 10:11*	*1*

Method: 8151 - TCLP Herbicides - TCLP

Analyte	Result	Qualifier	RL	MDL	Unit	D	Prepared	Analyzed	Dil Fac
2,4-D	0.0020	U	0.0020	0.00040	mg/L		01/07/22 11:11	01/10/22 14:45	1
Silvex (2,4,5-TP)	0.0020	U	0.0020	0.00036	mg/L		01/07/22 11:11	01/10/22 14:45	1

Surrogate	*%Recovery*	*Qualifier*	*Limits*	*Prepared*	*Analyzed*	*Dil Fac*
2,4-Dichlorophenylacetic acid	*12*	*S1-*	*48 - 132*	*01/07/22 11:11*	*01/10/22 14:45*	*1*

Method: 6010C - Metals (ICP) - TCLP

Analyte	Result	Qualifier	RL	MDL	Unit	D	Prepared	Analyzed	Dil Fac
Arsenic	**0.012**	**J**	0.015	0.0056	mg/L		01/07/22 11:22	01/07/22 22:24	1
Barium	**0.16**	**J**	1.0	0.10	mg/L		01/07/22 11:22	01/07/22 22:24	1
Cadmium	**0.0034**		0.0020	0.00050	mg/L		01/07/22 11:22	01/07/22 22:24	1
Chromium	0.020	U	0.020	0.010	mg/L		01/07/22 11:22	01/07/22 22:24	1
Lead	**0.013**	**J**	0.020	0.0030	mg/L		01/07/22 11:22	01/07/22 22:24	1
Selenium	0.025	U	0.025	0.0087	mg/L		01/07/22 11:22	01/07/22 22:24	1
Silver	0.0060	U	0.0060	0.0017	mg/L		01/07/22 11:22	01/07/22 22:24	1

Method: 7470A - TCLP Mercury - TCLP

Analyte	Result	Qualifier	RL	MDL	Unit	D	Prepared	Analyzed	Dil Fac
Mercury	0.00020	U	0.00020	0.000043	mg/L		01/07/22 12:47	01/07/22 16:35	1

General Chemistry

Analyte	Result	Qualifier	RL	MDL	Unit	D	Prepared	Analyzed	Dil Fac
Cyanide, Reactive	9.9	U	9.9	9.9	mg/Kg		01/05/22 08:30	01/06/22 10:10	1
Sulfide, Reactive	9.9	U	9.9	9.9	mg/Kg		01/05/22 08:30	01/05/22 13:30	1

Analyte	Result	Qualifier	RL	RL	Unit	D	Prepared	Analyzed	Dil Fac
Flashpoint	**>175**		50.0	50.0	Degrees F			01/11/22 15:45	1
pH	**7.4**	**HF**	0.1	0.1	SU			01/05/22 13:00	1
Temperature	**19.0**	**HF**	0.001	0.001	Degrees C			01/05/22 13:00	1

Client Sample ID: PF6

Lab Sample ID: 480-193838-6

Date Collected: 12/28/21 09:36

Matrix: Solid

Date Received: 12/29/21 11:25

Percent Solids: 83.2

Method: 8015D - Gasoline Range Organics (GRO) (GC)

Analyte	Result	Qualifier	RL	MDL	Unit	D	Prepared	Analyzed	Dil Fac
Gasoline Range Organics [C6 - C10]	**1.2**	**J B**	1.5	0.39	mg/Kg	☼	01/04/22 07:52	01/04/22 18:10	1

Surrogate	*%Recovery*	*Qualifier*	*Limits*	*Prepared*	*Analyzed*	*Dil Fac*
a,a,a-Trifluorotoluene	*86*		*46 - 156*	*01/04/22 07:52*	*01/04/22 18:10*	*1*

Method: 8015D - Diesel Range Organics (DRO) (GC)

Analyte	Result	Qualifier	RL	MDL	Unit	D	Prepared	Analyzed	Dil Fac
Diesel Range Organics [C10-C28]	19	U	19	5.8	mg/Kg	☼	01/03/22 08:28	01/04/22 12:31	1

Surrogate	*%Recovery*	*Qualifier*	*Limits*	*Prepared*	*Analyzed*	*Dil Fac*
o-Terphenyl	*81*		*48 - 125*	*01/03/22 08:28*	*01/04/22 12:31*	*1*

Client Sample ID: PF6

Lab Sample ID: 480-193838-6
Date Collected: 12/28/21 09:36
Matrix: Solid
Date Received: 12/29/21 11:25
Percent Solids: 83.2

Method: 8082A - Polychlorinated Biphenyls (PCBs) by Gas Chromatography

Analyte	Result	Qualifier	RL	MDL	Unit	D	Prepared	Analyzed	Dil Fac
PCB-1016	0.28	U	0.28	0.054	mg/Kg	☼	01/03/22 09:57	01/05/22 01:08	1
PCB-1221	0.28	U	0.28	0.054	mg/Kg	☼	01/03/22 09:57	01/05/22 01:08	1
PCB-1232	0.28	U	0.28	0.054	mg/Kg	☼	01/03/22 09:57	01/05/22 01:08	1
PCB-1242	0.28	U	0.28	0.054	mg/Kg	☼	01/03/22 09:57	01/05/22 01:08	1
PCB-1248	0.28	U	0.28	0.054	mg/Kg	☼	01/03/22 09:57	01/05/22 01:08	1
PCB-1254	0.28	U	0.28	0.13	mg/Kg	☼	01/03/22 09:57	01/05/22 01:08	1
PCB-1260	0.28	U	0.28	0.13	mg/Kg	☼	01/03/22 09:57	01/05/22 01:08	1
PCB-1262	0.28	U	0.28	0.13	mg/Kg	☼	01/03/22 09:57	01/05/22 01:08	1
PCB-1268	0.28	U	0.28	0.13	mg/Kg	☼	01/03/22 09:57	01/05/22 01:08	1

Surrogate	*%Recovery*	*Qualifier*	*Limits*	*Prepared*	*Analyzed*	*Dil Fac*
DCB Decachlorobiphenyl	*158*		*65 - 174*	*01/03/22 09:57*	*01/05/22 01:08*	*1*
Tetrachloro-m-xylene	*134*		*60 - 154*	*01/03/22 09:57*	*01/05/22 01:08*	*1*

Client Sample ID: PF7

Lab Sample ID: 480-193838-7
Date Collected: 12/28/21 09:42
Matrix: Solid
Date Received: 12/29/21 11:25

Method: 8260C - TCLP Volatiles - TCLP

Analyte	Result	Qualifier	RL	MDL	Unit	D	Prepared	Analyzed	Dil Fac
1,1-Dichloroethene	0.010	U	0.010	0.0029	mg/L			01/10/22 13:04	10
1,2-Dichloroethane	0.010	U	0.010	0.0021	mg/L			01/10/22 13:04	10
2-Butanone (MEK)	0.050	U	0.050	0.013	mg/L			01/10/22 13:04	10
Benzene	0.010	U	0.010	0.0041	mg/L			01/10/22 13:04	10
Carbon tetrachloride	0.010	U	0.010	0.0027	mg/L			01/10/22 13:04	10
Chlorobenzene	0.010	U	0.010	0.0075	mg/L			01/10/22 13:04	10
Chloroform	0.010	U	0.010	0.0034	mg/L			01/10/22 13:04	10
Tetrachloroethene	0.010	U	0.010	0.0036	mg/L			01/10/22 13:04	10
Trichloroethene	0.010	U	0.010	0.0046	mg/L			01/10/22 13:04	10
Vinyl chloride	0.010	U	0.010	0.0090	mg/L			01/10/22 13:04	10

Surrogate	*%Recovery*	*Qualifier*	*Limits*	*Prepared*	*Analyzed*	*Dil Fac*
1,2-Dichloroethane-d4 (Surr)	*104*		*77 - 120*		*01/10/22 13:04*	*10*
4-Bromofluorobenzene (Surr)	*104*		*73 - 120*		*01/10/22 13:04*	*10*
Dibromofluoromethane (Surr)	*98*		*75 - 123*		*01/10/22 13:04*	*10*
Toluene-d8 (Surr)	*101*		*80 - 120*		*01/10/22 13:04*	*10*

Method: 8270D - Semivolatile Organic Compounds (GC/MS) - TCLP

Analyte	Result	Qualifier	RL	MDL	Unit	D	Prepared	Analyzed	Dil Fac
1,4-Dichlorobenzene	0.040	U	0.040	0.0018	mg/L		01/07/22 14:55	01/10/22 16:05	1
2,4,5-Trichlorophenol	0.020	U	0.020	0.0019	mg/L		01/07/22 14:55	01/10/22 16:05	1
2,4,6-Trichlorophenol	0.020	U	0.020	0.0024	mg/L		01/07/22 14:55	01/10/22 16:05	1
2,4-Dinitrotoluene	0.020	U	0.020	0.0017	mg/L		01/07/22 14:55	01/10/22 16:05	1
2-Methylphenol	0.020	U	0.020	0.0016	mg/L		01/07/22 14:55	01/10/22 16:05	1
3-Methylphenol	0.040	U	0.040	0.0016	mg/L		01/07/22 14:55	01/10/22 16:05	1
4-Methylphenol	0.040	U	0.040	0.0014	mg/L		01/07/22 14:55	01/10/22 16:05	1
Hexachlorobenzene	0.020	U	0.020	0.0020	mg/L		01/07/22 14:55	01/10/22 16:05	1
Hexachlorobutadiene	0.020	U	0.020	0.0027	mg/L		01/07/22 14:55	01/10/22 16:05	1
Hexachloroethane	0.020	U	0.020	0.0023	mg/L		01/07/22 14:55	01/10/22 16:05	1
Nitrobenzene	0.020	U	0.020	0.0011	mg/L		01/07/22 14:55	01/10/22 16:05	1
Pentachlorophenol	0.040	U	0.040	0.0088	mg/L		01/07/22 14:55	01/10/22 16:05	1

Client Sample Results

Client: Brydges Engineering in Environment & Energy DPC
Project/Site: Pilgrim Village Family

Job ID: 480-193838-1

Client Sample ID: PF7

Date Collected: 12/28/21 09:42
Date Received: 12/29/21 11:25

Lab Sample ID: 480-193838-7

Matrix: Solid

Method: 8270D - Semivolatile Organic Compounds (GC/MS) - TCLP (Continued)

Analyte	Result	Qualifier	RL	MDL	Unit	D	Prepared	Analyzed	Dil Fac
Pyridine	0.10	U	0.10	0.0016	mg/L		01/07/22 14:55	01/10/22 16:05	1

Surrogate	*%Recovery*	*Qualifier*	*Limits*	*Prepared*	*Analyzed*	*Dil Fac*
2,4,6-Tribromophenol (Surr)	*87*		*41 - 120*	*01/07/22 14:55*	*01/10/22 16:05*	*1*
2-Fluorobiphenyl (Surr)	*89*		*48 - 120*	*01/07/22 14:55*	*01/10/22 16:05*	*1*
2-Fluorophenol (Surr)	*43*		*35 - 120*	*01/07/22 14:55*	*01/10/22 16:05*	*1*
Nitrobenzene-d5 (Surr)	*83*		*46 - 120*	*01/07/22 14:55*	*01/10/22 16:05*	*1*
Phenol-d5 (Surr)	*31*		*22 - 120*	*01/07/22 14:55*	*01/10/22 16:05*	*1*
p-Terphenyl-d14 (Surr)	*101*		*60 - 148*	*01/07/22 14:55*	*01/10/22 16:05*	*1*

Method: 8081B - Organochlorine Pesticides (GC) - TCLP

Analyte	Result	Qualifier	RL	MDL	Unit	D	Prepared	Analyzed	Dil Fac
gamma-BHC (Lindane)	0.00020	U	0.00020	0.0000060	mg/L		01/07/22 11:05	01/10/22 10:30	1
Chlordane (technical)	0.0020	U	0.0020	0.000029	mg/L		01/07/22 11:05	01/10/22 10:30	1
Endrin	0.00020	U	0.00020	0.000014	mg/L		01/07/22 11:05	01/10/22 10:30	1
Heptachlor	0.00020	U	0.00020	0.0000085	mg/L		01/07/22 11:05	01/10/22 10:30	1
Heptachlor epoxide	0.00020	U *+	0.00020	0.0000053	mg/L		01/07/22 11:05	01/10/22 10:30	1
Methoxychlor	0.00020	U	0.00020	0.000014	mg/L		01/07/22 11:05	01/10/22 10:30	1
Toxaphene	0.0020	U	0.0020	0.00012	mg/L		01/07/22 11:05	01/10/22 10:30	1

Surrogate	*%Recovery*	*Qualifier*	*Limits*	*Prepared*	*Analyzed*	*Dil Fac*
DCB Decachlorobiphenyl	*75*		*20 - 120*	*01/07/22 11:05*	*01/10/22 10:30*	*1*
Tetrachloro-m-xylene	*86*		*44 - 120*	*01/07/22 11:05*	*01/10/22 10:30*	*1*

Method: 8151 - TCLP Herbicides - TCLP

Analyte	Result	Qualifier	RL	MDL	Unit	D	Prepared	Analyzed	Dil Fac
2,4-D	0.0020	U	0.0020	0.00040	mg/L		01/07/22 11:11	01/10/22 15:14	1
Silvex (2,4,5-TP)	0.0020	U	0.0020	0.00036	mg/L		01/07/22 11:11	01/10/22 15:14	1

Surrogate	*%Recovery*	*Qualifier*	*Limits*	*Prepared*	*Analyzed*	*Dil Fac*
2,4-Dichlorophenylacetic acid	*12*	*S1-*	*48 - 132*	*01/07/22 11:11*	*01/10/22 15:14*	*1*

Method: 6010C - Metals (ICP) - TCLP

Analyte	Result	Qualifier	RL	MDL	Unit	D	Prepared	Analyzed	Dil Fac
Arsenic	0.015	U	0.015	0.0056	mg/L		01/07/22 11:22	01/07/22 22:27	1
Barium	**0.24**	**J**	1.0	0.10	mg/L		01/07/22 11:22	01/07/22 22:27	1
Cadmium	**0.0015**	**J**	0.0020	0.00050	mg/L		01/07/22 11:22	01/07/22 22:27	1
Chromium	0.020	U	0.020	0.010	mg/L		01/07/22 11:22	01/07/22 22:27	1
Lead	**0.0035**	**J**	0.020	0.0030	mg/L		01/07/22 11:22	01/07/22 22:27	1
Selenium	0.025	U	0.025	0.0087	mg/L		01/07/22 11:22	01/07/22 22:27	1
Silver	0.0060	U	0.0060	0.0017	mg/L		01/07/22 11:22	01/07/22 22:27	1

Method: 7470A - TCLP Mercury - TCLP

Analyte	Result	Qualifier	RL	MDL	Unit	D	Prepared	Analyzed	Dil Fac
Mercury	0.00020	U	0.00020	0.000043	mg/L		01/07/22 12:47	01/07/22 16:37	1

General Chemistry

Analyte	Result	Qualifier	RL	MDL	Unit	D	Prepared	Analyzed	Dil Fac
Cyanide, Reactive	9.9	U	9.9	9.9	mg/Kg		01/05/22 08:30	01/06/22 10:11	1
Sulfide, Reactive	9.9	U	9.9	9.9	mg/Kg		01/05/22 08:30	01/05/22 13:30	1

Client Sample ID: PF7
Lab Sample ID: 480-193838-7

Date Collected: 12/28/21 09:42
Matrix: Solid
Date Received: 12/29/21 11:25

Analyte	Result	Qualifier	RL	RL	Unit	D	Prepared	Analyzed	Dil Fac
Flashpoint	>180		50.0	50.0	Degrees F			01/11/22 15:34	1
pH	7.7	HF	0.1	0.1	SU			01/05/22 13:00	1
Temperature	18.7	HF	0.001	0.001	Degrees C			01/05/22 13:00	1

Client Sample ID: PF7
Lab Sample ID: 480-193838-7

Date Collected: 12/28/21 09:42
Matrix: Solid
Date Received: 12/29/21 11:25
Percent Solids: 84.0

Method: 8015D - Gasoline Range Organics (GRO) (GC)

Analyte	Result	Qualifier	RL	MDL	Unit	D	Prepared	Analyzed	Dil Fac
Gasoline Range Organics [C6 - C10]	1.2	J B	1.4	0.37	mg/Kg	☼	01/04/22 07:52	01/04/22 18:46	1

Surrogate	*%Recovery*	*Qualifier*	*Limits*	*Prepared*	*Analyzed*	*Dil Fac*
a,a,a-Trifluorotoluene	*87*		*46 - 156*	*01/04/22 07:52*	*01/04/22 18:46*	*1*

Method: 8015D - Diesel Range Organics (DRO) (GC)

Analyte	Result	Qualifier	RL	MDL	Unit	D	Prepared	Analyzed	Dil Fac
Diesel Range Organics [C10-C28]	19	U	19	5.8	mg/Kg	☼	01/03/22 08:28	01/04/22 13:06	1

Surrogate	*%Recovery*	*Qualifier*	*Limits*	*Prepared*	*Analyzed*	*Dil Fac*
o-Terphenyl	*84*		*48 - 125*	*01/03/22 08:28*	*01/04/22 13:06*	*1*

Method: 8082A - Polychlorinated Biphenyls (PCBs) by Gas Chromatography

Analyte	Result	Qualifier	RL	MDL	Unit	D	Prepared	Analyzed	Dil Fac
PCB-1016	0.26	U	0.26	0.052	mg/Kg	☼	01/03/22 09:57	01/05/22 01:21	1
PCB-1221	0.26	U	0.26	0.052	mg/Kg	☼	01/03/22 09:57	01/05/22 01:21	1
PCB-1232	0.26	U	0.26	0.052	mg/Kg	☼	01/03/22 09:57	01/05/22 01:21	1
PCB-1242	0.26	U	0.26	0.052	mg/Kg	☼	01/03/22 09:57	01/05/22 01:21	1
PCB-1248	0.26	U	0.26	0.052	mg/Kg	☼	01/03/22 09:57	01/05/22 01:21	1
PCB-1254	0.26	U	0.26	0.12	mg/Kg	☼	01/03/22 09:57	01/05/22 01:21	1
PCB-1260	0.26	U	0.26	0.12	mg/Kg	☼	01/03/22 09:57	01/05/22 01:21	1
PCB-1262	0.26	U	0.26	0.12	mg/Kg	☼	01/03/22 09:57	01/05/22 01:21	1
PCB-1268	0.26	U	0.26	0.12	mg/Kg	☼	01/03/22 09:57	01/05/22 01:21	1

Surrogate	*%Recovery*	*Qualifier*	*Limits*	*Prepared*	*Analyzed*	*Dil Fac*
DCB Decachlorobiphenyl	*153*		*65 - 174*	*01/03/22 09:57*	*01/05/22 01:21*	*1*
Tetrachloro-m-xylene	*133*		*60 - 154*	*01/03/22 09:57*	*01/05/22 01:21*	*1*

Client Sample ID: PF8
Lab Sample ID: 480-193838-8

Date Collected: 12/28/21 09:48
Matrix: Solid
Date Received: 12/29/21 11:25

Method: 8260C - TCLP Volatiles - TCLP

Analyte	Result	Qualifier	RL	MDL	Unit	D	Prepared	Analyzed	Dil Fac
1,1-Dichloroethene	0.010	U	0.010	0.0029	mg/L			01/10/22 13:27	10
1,2-Dichloroethane	0.010	U	0.010	0.0021	mg/L			01/10/22 13:27	10
2-Butanone (MEK)	0.050	U	0.050	0.013	mg/L			01/10/22 13:27	10
Benzene	0.010	U	0.010	0.0041	mg/L			01/10/22 13:27	10
Carbon tetrachloride	0.010	U	0.010	0.0027	mg/L			01/10/22 13:27	10
Chlorobenzene	0.010	U	0.010	0.0075	mg/L			01/10/22 13:27	10
Chloroform	0.010	U	0.010	0.0034	mg/L			01/10/22 13:27	10
Tetrachloroethene	0.010	U	0.010	0.0036	mg/L			01/10/22 13:27	10

Client Sample ID: PF8

Date Collected: 12/28/21 09:48
Date Received: 12/29/21 11:25

Lab Sample ID: 480-193838-8

Matrix: Solid

Method: 8260C - TCLP Volatiles - TCLP (Continued)

Analyte	Result	Qualifier	RL	MDL	Unit	D	Prepared	Analyzed	Dil Fac
Trichloroethene	0.010	U	0.010	0.0046	mg/L			01/10/22 13:27	10
Vinyl chloride	0.010	U	0.010	0.0090	mg/L			01/10/22 13:27	10

Surrogate	*%Recovery*	*Qualifier*	*Limits*	*Prepared*	*Analyzed*	*Dil Fac*
1,2-Dichloroethane-d4 (Surr)	*100*		*77 - 120*		*01/10/22 13:27*	*10*
4-Bromofluorobenzene (Surr)	*102*		*73 - 120*		*01/10/22 13:27*	*10*
Dibromofluoromethane (Surr)	*97*		*75 - 123*		*01/10/22 13:27*	*10*
Toluene-d8 (Surr)	*101*		*80 - 120*		*01/10/22 13:27*	*10*

Method: 8270D - Semivolatile Organic Compounds (GC/MS) - TCLP

Analyte	Result	Qualifier	RL	MDL	Unit	D	Prepared	Analyzed	Dil Fac
1,4-Dichlorobenzene	0.040	U	0.040	0.0018	mg/L		01/07/22 14:55	01/10/22 16:29	1
2,4,5-Trichlorophenol	0.020	U	0.020	0.0019	mg/L		01/07/22 14:55	01/10/22 16:29	1
2,4,6-Trichlorophenol	0.020	U	0.020	0.0024	mg/L		01/07/22 14:55	01/10/22 16:29	1
2,4-Dinitrotoluene	0.020	U	0.020	0.0017	mg/L		01/07/22 14:55	01/10/22 16:29	1
2-Methylphenol	0.020	U	0.020	0.0016	mg/L		01/07/22 14:55	01/10/22 16:29	1
3-Methylphenol	0.040	U	0.040	0.0016	mg/L		01/07/22 14:55	01/10/22 16:29	1
4-Methylphenol	0.040	U	0.040	0.0014	mg/L		01/07/22 14:55	01/10/22 16:29	1
Hexachlorobenzene	0.020	U	0.020	0.0020	mg/L		01/07/22 14:55	01/10/22 16:29	1
Hexachlorobutadiene	0.020	U	0.020	0.0027	mg/L		01/07/22 14:55	01/10/22 16:29	1
Hexachloroethane	0.020	U	0.020	0.0023	mg/L		01/07/22 14:55	01/10/22 16:29	1
Nitrobenzene	0.020	U	0.020	0.0011	mg/L		01/07/22 14:55	01/10/22 16:29	1
Pentachlorophenol	0.040	U	0.040	0.0088	mg/L		01/07/22 14:55	01/10/22 16:29	1
Pyridine	0.10	U	0.10	0.0016	mg/L		01/07/22 14:55	01/10/22 16:29	1

Surrogate	*%Recovery*	*Qualifier*	*Limits*	*Prepared*	*Analyzed*	*Dil Fac*
2,4,6-Tribromophenol (Surr)	*85*		*41 - 120*	*01/07/22 14:55*	*01/10/22 16:29*	*1*
2-Fluorobiphenyl (Surr)	*83*		*48 - 120*	*01/07/22 14:55*	*01/10/22 16:29*	*1*
2-Fluorophenol (Surr)	*40*		*35 - 120*	*01/07/22 14:55*	*01/10/22 16:29*	*1*
Nitrobenzene-d5 (Surr)	*75*		*46 - 120*	*01/07/22 14:55*	*01/10/22 16:29*	*1*
Phenol-d5 (Surr)	*27*		*22 - 120*	*01/07/22 14:55*	*01/10/22 16:29*	*1*
p-Terphenyl-d14 (Surr)	*103*		*60 - 148*	*01/07/22 14:55*	*01/10/22 16:29*	*1*

Method: 8081B - Organochlorine Pesticides (GC) - TCLP

Analyte	Result	Qualifier	RL	MDL	Unit	D	Prepared	Analyzed	Dil Fac
gamma-BHC (Lindane)	0.00020	U	0.00020	0.0000060	mg/L		01/07/22 11:05	01/10/22 10:50	1
Chlordane (technical)	0.0020	U	0.0020	0.000029	mg/L		01/07/22 11:05	01/10/22 10:50	1
Endrin	0.00020	U	0.00020	0.000014	mg/L		01/07/22 11:05	01/10/22 10:50	1
Heptachlor	0.00020	U	0.00020	0.0000085	mg/L		01/07/22 11:05	01/10/22 10:50	1
Heptachlor epoxide	0.00020	U *+	0.00020	0.0000053	mg/L		01/07/22 11:05	01/10/22 10:50	1
Methoxychlor	0.00020	U	0.00020	0.000014	mg/L		01/07/22 11:05	01/10/22 10:50	1
Toxaphene	0.0020	U	0.0020	0.00012	mg/L		01/07/22 11:05	01/10/22 10:50	1

Surrogate	*%Recovery*	*Qualifier*	*Limits*	*Prepared*	*Analyzed*	*Dil Fac*
DCB Decachlorobiphenyl	*76*		*20 - 120*	*01/07/22 11:05*	*01/10/22 10:50*	*1*
Tetrachloro-m-xylene	*86*		*44 - 120*	*01/07/22 11:05*	*01/10/22 10:50*	*1*

Method: 8151 - TCLP Herbicides - TCLP

Analyte	Result	Qualifier	RL	MDL	Unit	D	Prepared	Analyzed	Dil Fac
2,4-D	0.0020	U	0.0020	0.00040	mg/L		01/07/22 11:11	01/10/22 15:44	1
Silvex (2,4,5-TP)	0.0020	U	0.0020	0.00036	mg/L		01/07/22 11:11	01/10/22 15:44	1

Client Sample ID: PF8

Lab Sample ID: 480-193838-8

Date Collected: 12/28/21 09:48
Matrix: Solid
Date Received: 12/29/21 11:25

Surrogate	%Recovery	Qualifier	Limits	Prepared	Analyzed	Dil Fac
2,4-Dichlorophenylacetic acid	*10*	*S1-*	*48 - 132*	*01/07/22 11:11*	*01/10/22 15:44*	*1*

Method: 6010C - Metals (ICP) - TCLP

Analyte	Result	Qualifier	RL	MDL	Unit	D	Prepared	Analyzed	Dil Fac
Arsenic	**0.0057**	**J**	0.015	0.0056	mg/L		01/07/22 11:22	01/07/22 22:31	1
Barium	**0.47**	**J**	1.0	0.10	mg/L		01/07/22 11:22	01/07/22 22:31	1
Cadmium	**0.0014**	**J**	0.0020	0.00050	mg/L		01/07/22 11:22	01/07/22 22:31	1
Chromium	0.020	U	0.020	0.010	mg/L		01/07/22 11:22	01/07/22 22:31	1
Lead	**0.0080**	**J**	0.020	0.0030	mg/L		01/07/22 11:22	01/07/22 22:31	1
Selenium	0.025	U	0.025	0.0087	mg/L		01/07/22 11:22	01/07/22 22:31	1
Silver	0.0060	U	0.0060	0.0017	mg/L		01/07/22 11:22	01/07/22 22:31	1

Method: 7470A - TCLP Mercury - TCLP

Analyte	Result	Qualifier	RL	MDL	Unit	D	Prepared	Analyzed	Dil Fac
Mercury	0.00020	U	0.00020	0.000043	mg/L		01/07/22 12:47	01/07/22 16:38	1

General Chemistry

Analyte	Result	Qualifier	RL	MDL	Unit	D	Prepared	Analyzed	Dil Fac
Cyanide, Reactive	9.9	U	9.9	9.9	mg/Kg		01/05/22 08:30	01/06/22 10:13	1
Sulfide, Reactive	9.9	U	9.9	9.9	mg/Kg		01/05/22 08:30	01/05/22 13:30	1

Analyte	Result	Qualifier	RL	RL	Unit	D	Prepared	Analyzed	Dil Fac
Flashpoint	**>175**		50.0	50.0	Degrees F			01/11/22 15:45	1
pH	**7.7**	**HF**	0.1	0.1	SU			01/05/22 13:00	1
Temperature	**18.8**	**HF**	0.001	0.001	Degrees C			01/05/22 13:00	1

Client Sample ID: PF8

Lab Sample ID: 480-193838-8

Date Collected: 12/28/21 09:48
Matrix: Solid
Date Received: 12/29/21 11:25
Percent Solids: 82.1

Method: 8015D - Gasoline Range Organics (GRO) (GC)

Analyte	Result	Qualifier	RL	MDL	Unit	D	Prepared	Analyzed	Dil Fac
Gasoline Range Organics [C6 - C10]	**1.3**	**J B**	1.5	0.40	mg/Kg	☼	01/04/22 07:52	01/04/22 19:22	1

Surrogate	%Recovery	Qualifier	Limits	Prepared	Analyzed	Dil Fac
a,a,a-Trifluorotoluene	*93*		*46 - 156*	*01/04/22 07:52*	*01/04/22 19:22*	*1*

Method: 8015D - Diesel Range Organics (DRO) (GC)

Analyte	Result	Qualifier	RL	MDL	Unit	D	Prepared	Analyzed	Dil Fac
Diesel Range Organics [C10-C28]	20	U	20	6.0	mg/Kg	☼	01/03/22 08:28	01/04/22 13:42	1

Surrogate	%Recovery	Qualifier	Limits	Prepared	Analyzed	Dil Fac
o-Terphenyl	*83*		*48 - 125*	*01/03/22 08:28*	*01/04/22 13:42*	*1*

Method: 8082A - Polychlorinated Biphenyls (PCBs) by Gas Chromatography

Analyte	Result	Qualifier	RL	MDL	Unit	D	Prepared	Analyzed	Dil Fac
PCB-1016	0.27	U	0.27	0.052	mg/Kg	☼	01/03/22 09:57	01/05/22 01:34	1
PCB-1221	0.27	U	0.27	0.052	mg/Kg	☼	01/03/22 09:57	01/05/22 01:34	1
PCB-1232	0.27	U	0.27	0.052	mg/Kg	☼	01/03/22 09:57	01/05/22 01:34	1
PCB-1242	0.27	U	0.27	0.052	mg/Kg	☼	01/03/22 09:57	01/05/22 01:34	1
PCB-1248	0.27	U	0.27	0.052	mg/Kg	☼	01/03/22 09:57	01/05/22 01:34	1
PCB-1254	0.27	U	0.27	0.12	mg/Kg	☼	01/03/22 09:57	01/05/22 01:34	1

Client Sample ID: PF8

Lab Sample ID: 480-193838-8
Date Collected: 12/28/21 09:48
Matrix: Solid
Date Received: 12/29/21 11:25
Percent Solids: 82.1

Method: 8082A - Polychlorinated Biphenyls (PCBs) by Gas Chromatography (Continued)

Analyte	Result	Qualifier	RL	MDL	Unit	D	Prepared	Analyzed	Dil Fac
PCB-1260	0.27	U	0.27	0.12	mg/Kg	☼	01/03/22 09:57	01/05/22 01:34	1
PCB-1262	0.27	U	0.27	0.12	mg/Kg	☼	01/03/22 09:57	01/05/22 01:34	1
PCB-1268	0.27	U	0.27	0.12	mg/Kg	☼	01/03/22 09:57	01/05/22 01:34	1

Surrogate	*%Recovery*	*Qualifier*	*Limits*	*Prepared*	*Analyzed*	*Dil Fac*
DCB Decachlorobiphenyl	*158*		*65 - 174*	*01/03/22 09:57*	*01/05/22 01:34*	*1*
Tetrachloro-m-xylene	*135*		*60 - 154*	*01/03/22 09:57*	*01/05/22 01:34*	*1*

Client Sample ID: PF9

Lab Sample ID: 480-193838-9
Date Collected: 12/28/21 09:54
Matrix: Solid
Date Received: 12/29/21 11:25

Method: 8260C - TCLP Volatiles - TCLP

Analyte	Result	Qualifier	RL	MDL	Unit	D	Prepared	Analyzed	Dil Fac
1,1-Dichloroethene	0.010	U	0.010	0.0029	mg/L			01/10/22 13:50	10
1,2-Dichloroethane	0.010	U	0.010	0.0021	mg/L			01/10/22 13:50	10
2-Butanone (MEK)	0.050	U	0.050	0.013	mg/L			01/10/22 13:50	10
Benzene	0.010	U	0.010	0.0041	mg/L			01/10/22 13:50	10
Carbon tetrachloride	0.010	U	0.010	0.0027	mg/L			01/10/22 13:50	10
Chlorobenzene	0.010	U	0.010	0.0075	mg/L			01/10/22 13:50	10
Chloroform	0.010	U	0.010	0.0034	mg/L			01/10/22 13:50	10
Tetrachloroethene	0.010	U	0.010	0.0036	mg/L			01/10/22 13:50	10
Trichloroethene	0.010	U	0.010	0.0046	mg/L			01/10/22 13:50	10
Vinyl chloride	0.010	U	0.010	0.0090	mg/L			01/10/22 13:50	10

Surrogate	*%Recovery*	*Qualifier*	*Limits*	*Prepared*	*Analyzed*	*Dil Fac*
1,2-Dichloroethane-d4 (Surr)	*106*		*77 - 120*		*01/10/22 13:50*	*10*
4-Bromofluorobenzene (Surr)	*104*		*73 - 120*		*01/10/22 13:50*	*10*
Dibromofluoromethane (Surr)	*103*		*75 - 123*		*01/10/22 13:50*	*10*
Toluene-d8 (Surr)	*100*		*80 - 120*		*01/10/22 13:50*	*10*

Method: 8270D - Semivolatile Organic Compounds (GC/MS) - TCLP

Analyte	Result	Qualifier	RL	MDL	Unit	D	Prepared	Analyzed	Dil Fac
1,4-Dichlorobenzene	0.040	U	0.040	0.0018	mg/L		01/07/22 14:55	01/10/22 16:53	1
2,4,5-Trichlorophenol	0.020	U	0.020	0.0019	mg/L		01/07/22 14:55	01/10/22 16:53	1
2,4,6-Trichlorophenol	0.020	U	0.020	0.0024	mg/L		01/07/22 14:55	01/10/22 16:53	1
2,4-Dinitrotoluene	0.020	U	0.020	0.0017	mg/L		01/07/22 14:55	01/10/22 16:53	1
2-Methylphenol	0.020	U	0.020	0.0016	mg/L		01/07/22 14:55	01/10/22 16:53	1
3-Methylphenol	0.040	U	0.040	0.0016	mg/L		01/07/22 14:55	01/10/22 16:53	1
4-Methylphenol	0.040	U	0.040	0.0014	mg/L		01/07/22 14:55	01/10/22 16:53	1
Hexachlorobenzene	0.020	U	0.020	0.0020	mg/L		01/07/22 14:55	01/10/22 16:53	1
Hexachlorobutadiene	0.020	U	0.020	0.0027	mg/L		01/07/22 14:55	01/10/22 16:53	1
Hexachloroethane	0.020	U	0.020	0.0023	mg/L		01/07/22 14:55	01/10/22 16:53	1
Nitrobenzene	0.020	U	0.020	0.0011	mg/L		01/07/22 14:55	01/10/22 16:53	1
Pentachlorophenol	0.040	U	0.040	0.0088	mg/L		01/07/22 14:55	01/10/22 16:53	1
Pyridine	0.10	U	0.10	0.0016	mg/L		01/07/22 14:55	01/10/22 16:53	1

Surrogate	*%Recovery*	*Qualifier*	*Limits*	*Prepared*	*Analyzed*	*Dil Fac*
2,4,6-Tribromophenol (Surr)	*83*		*41 - 120*	*01/07/22 14:55*	*01/10/22 16:53*	*1*
2-Fluorobiphenyl (Surr)	*80*		*48 - 120*	*01/07/22 14:55*	*01/10/22 16:53*	*1*
2-Fluorophenol (Surr)	*39*		*35 - 120*	*01/07/22 14:55*	*01/10/22 16:53*	*1*

Client Sample ID: PF9

Date Collected: 12/28/21 09:54
Date Received: 12/29/21 11:25

Lab Sample ID: 480-193838-9

Matrix: Solid

Method: 8270D - Semivolatile Organic Compounds (GC/MS) - TCLP (Continued)

Surrogate	*%Recovery*	*Qualifier*	*Limits*	*Prepared*	*Analyzed*	*Dil Fac*
Nitrobenzene-d5 (Surr)	*77*		*46 - 120*	*01/07/22 14:55*	*01/10/22 16:53*	*1*
Phenol-d5 (Surr)	*28*		*22 - 120*	*01/07/22 14:55*	*01/10/22 16:53*	*1*
p-Terphenyl-d14 (Surr)	*95*		*60 - 148*	*01/07/22 14:55*	*01/10/22 16:53*	*1*

Method: 8081B - Organochlorine Pesticides (GC) - TCLP

Analyte	Result	Qualifier	RL	MDL	Unit	D	Prepared	Analyzed	Dil Fac
gamma-BHC (Lindane)	0.00020	U	0.00020	0.0000060	mg/L		01/07/22 11:05	01/10/22 11:10	1
Chlordane (technical)	0.0020	U	0.0020	0.000029	mg/L		01/07/22 11:05	01/10/22 11:10	1
Endrin	0.00020	U	0.00020	0.000014	mg/L		01/07/22 11:05	01/10/22 11:10	1
Heptachlor	0.00020	U	0.00020	0.0000085	mg/L		01/07/22 11:05	01/10/22 11:10	1
Heptachlor epoxide	0.00020	U *+	0.00020	0.0000053	mg/L		01/07/22 11:05	01/10/22 11:10	1
Methoxychlor	0.00020	U	0.00020	0.000014	mg/L		01/07/22 11:05	01/10/22 11:10	1
Toxaphene	0.0020	U	0.0020	0.00012	mg/L		01/07/22 11:05	01/10/22 11:10	1

Surrogate	*%Recovery*	*Qualifier*	*Limits*	*Prepared*	*Analyzed*	*Dil Fac*
DCB Decachlorobiphenyl	*91*		*20 - 120*	*01/07/22 11:05*	*01/10/22 11:10*	*1*
Tetrachloro-m-xylene	*83*		*44 - 120*	*01/07/22 11:05*	*01/10/22 11:10*	*1*

Method: 8151 - TCLP Herbicides - TCLP

Analyte	Result	Qualifier	RL	MDL	Unit	D	Prepared	Analyzed	Dil Fac
2,4-D	0.0020	U	0.0020	0.00040	mg/L		01/07/22 11:11	01/10/22 16:14	1
Silvex (2,4,5-TP)	0.0020	U	0.0020	0.00036	mg/L		01/07/22 11:11	01/10/22 16:14	1

Surrogate	*%Recovery*	*Qualifier*	*Limits*	*Prepared*	*Analyzed*	*Dil Fac*
2,4-Dichlorophenylacetic acid	*10*	*S1-*	*48 - 132*	*01/07/22 11:11*	*01/10/22 16:14*	*1*

Method: 6010C - Metals (ICP) - TCLP

Analyte	Result	Qualifier	RL	MDL	Unit	D	Prepared	Analyzed	Dil Fac
Arsenic	0.015	U	0.015	0.0056	mg/L		01/07/22 11:22	01/07/22 22:46	1
Barium	**0.49**	**J**	1.0	0.10	mg/L		01/07/22 11:22	01/07/22 22:46	1
Cadmium	**0.0021**		0.0020	0.00050	mg/L		01/07/22 11:22	01/07/22 22:46	1
Chromium	0.020	U	0.020	0.010	mg/L		01/07/22 11:22	01/07/22 22:46	1
Lead	**0.0055**	**J**	0.020	0.0030	mg/L		01/07/22 11:22	01/07/22 22:46	1
Selenium	0.025	U	0.025	0.0087	mg/L		01/07/22 11:22	01/07/22 22:46	1
Silver	0.0060	U	0.0060	0.0017	mg/L		01/07/22 11:22	01/07/22 22:46	1

Method: 7470A - TCLP Mercury - TCLP

Analyte	Result	Qualifier	RL	MDL	Unit	D	Prepared	Analyzed	Dil Fac
Mercury	0.00020	U	0.00020	0.000043	mg/L		01/07/22 12:47	01/07/22 16:39	1

General Chemistry

Analyte	Result	Qualifier	RL	MDL	Unit	D	Prepared	Analyzed	Dil Fac
Cyanide, Reactive	9.9	U	9.9	9.9	mg/Kg		01/05/22 08:30	01/06/22 10:14	1
Sulfide, Reactive	9.9	U	9.9	9.9	mg/Kg		01/05/22 08:30	01/05/22 13:30	1

Analyte	Result	Qualifier	RL	RL	Unit	D	Prepared	Analyzed	Dil Fac
Flashpoint	**>180**		50.0	50.0	Degrees F			01/11/22 15:34	1
pH	**6.8**	**HF**	0.1	0.1	SU			01/05/22 13:00	1
Temperature	**18.7**	**HF**	0.001	0.001	Degrees C			01/05/22 13:00	1

Client Sample ID: PF9

Lab Sample ID: 480-193838-9
Date Collected: 12/28/21 09:54
Matrix: Solid
Date Received: 12/29/21 11:25
Percent Solids: 83.2

Method: 8015D - Gasoline Range Organics (GRO) (GC)

Analyte	Result	Qualifier	RL	MDL	Unit	D	Prepared	Analyzed	Dil Fac
Gasoline Range Organics [C6 - C10]	1.4	U	1.4	0.37	mg/Kg	☼	01/04/22 07:52	01/04/22 20:34	1

Surrogate	*%Recovery*	*Qualifier*	*Limits*	*Prepared*	*Analyzed*	*Dil Fac*
a,a,a-Trifluorotoluene	*91*		*46 - 156*	*01/04/22 07:52*	*01/04/22 20:34*	*1*

Method: 8015D - Diesel Range Organics (DRO) (GC)

Analyte	Result	Qualifier	RL	MDL	Unit	D	Prepared	Analyzed	Dil Fac
Diesel Range Organics [C10-C28]	**7.6**	**J**	20	6.0	mg/Kg	☼	01/03/22 08:28	01/04/22 14:54	1

Surrogate	*%Recovery*	*Qualifier*	*Limits*	*Prepared*	*Analyzed*	*Dil Fac*
o-Terphenyl	*83*		*48 - 125*	*01/03/22 08:28*	*01/04/22 14:54*	*1*

Method: 8082A - Polychlorinated Biphenyls (PCBs) by Gas Chromatography

Analyte	Result	Qualifier	RL	MDL	Unit	D	Prepared	Analyzed	Dil Fac
PCB-1016	0.26	U	0.26	0.051	mg/Kg	☼	01/03/22 09:57	01/05/22 01:46	1
PCB-1221	0.26	U	0.26	0.051	mg/Kg	☼	01/03/22 09:57	01/05/22 01:46	1
PCB-1232	0.26	U	0.26	0.051	mg/Kg	☼	01/03/22 09:57	01/05/22 01:46	1
PCB-1242	0.26	U	0.26	0.051	mg/Kg	☼	01/03/22 09:57	01/05/22 01:46	1
PCB-1248	0.26	U	0.26	0.051	mg/Kg	☼	01/03/22 09:57	01/05/22 01:46	1
PCB-1254	0.26	U	0.26	0.12	mg/Kg	☼	01/03/22 09:57	01/05/22 01:46	1
PCB-1260	0.26	U	0.26	0.12	mg/Kg	☼	01/03/22 09:57	01/05/22 01:46	1
PCB-1262	0.26	U	0.26	0.12	mg/Kg	☼	01/03/22 09:57	01/05/22 01:46	1
PCB-1268	0.26	U	0.26	0.12	mg/Kg	☼	01/03/22 09:57	01/05/22 01:46	1

Surrogate	*%Recovery*	*Qualifier*	*Limits*	*Prepared*	*Analyzed*	*Dil Fac*
DCB Decachlorobiphenyl	*151*		*65 - 174*	*01/03/22 09:57*	*01/05/22 01:46*	*1*
Tetrachloro-m-xylene	*132*		*60 - 154*	*01/03/22 09:57*	*01/05/22 01:46*	*1*

Client Sample ID: PF10

Lab Sample ID: 480-193838-10
Date Collected: 12/28/21 10:00
Matrix: Solid
Date Received: 12/29/21 11:25

Method: 8260C - TCLP Volatiles - TCLP

Analyte	Result	Qualifier	RL	MDL	Unit	D	Prepared	Analyzed	Dil Fac
1,1-Dichloroethene	0.010	U	0.010	0.0029	mg/L			01/10/22 14:13	10
1,2-Dichloroethane	0.010	U	0.010	0.0021	mg/L			01/10/22 14:13	10
2-Butanone (MEK)	0.050	U	0.050	0.013	mg/L			01/10/22 14:13	10
Benzene	0.010	U	0.010	0.0041	mg/L			01/10/22 14:13	10
Carbon tetrachloride	0.010	U	0.010	0.0027	mg/L			01/10/22 14:13	10
Chlorobenzene	0.010	U	0.010	0.0075	mg/L			01/10/22 14:13	10
Chloroform	0.010	U	0.010	0.0034	mg/L			01/10/22 14:13	10
Tetrachloroethene	0.010	U	0.010	0.0036	mg/L			01/10/22 14:13	10
Trichloroethene	0.010	U	0.010	0.0046	mg/L			01/10/22 14:13	10
Vinyl chloride	0.010	U	0.010	0.0090	mg/L			01/10/22 14:13	10

Surrogate	*%Recovery*	*Qualifier*	*Limits*	*Prepared*	*Analyzed*	*Dil Fac*
1,2-Dichloroethane-d4 (Surr)	*100*		*77 - 120*		*01/10/22 14:13*	*10*
4-Bromofluorobenzene (Surr)	*101*		*73 - 120*		*01/10/22 14:13*	*10*
Dibromofluoromethane (Surr)	*102*		*75 - 123*		*01/10/22 14:13*	*10*
Toluene-d8 (Surr)	*99*		*80 - 120*		*01/10/22 14:13*	*10*

Client Sample Results

Client: Brydges Engineering in Environment & Energy DPC
Project/Site: Pilgrim Village Family

Job ID: 480-193838-1

Client Sample ID: PF10

Date Collected: 12/28/21 10:00
Date Received: 12/29/21 11:25

Lab Sample ID: 480-193838-10

Matrix: Solid

Method: 8270D - Semivolatile Organic Compounds (GC/MS) - TCLP

Analyte	Result	Qualifier	RL	MDL	Unit	D	Prepared	Analyzed	Dil Fac
1,4-Dichlorobenzene	0.040	U	0.040	0.0018	mg/L		01/07/22 14:55	01/10/22 17:17	1
2,4,5-Trichlorophenol	0.020	U	0.020	0.0019	mg/L		01/07/22 14:55	01/10/22 17:17	1
2,4,6-Trichlorophenol	0.020	U	0.020	0.0024	mg/L		01/07/22 14:55	01/10/22 17:17	1
2,4-Dinitrotoluene	0.020	U	0.020	0.0017	mg/L		01/07/22 14:55	01/10/22 17:17	1
2-Methylphenol	0.020	U	0.020	0.0016	mg/L		01/07/22 14:55	01/10/22 17:17	1
3-Methylphenol	0.040	U	0.040	0.0016	mg/L		01/07/22 14:55	01/10/22 17:17	1
4-Methylphenol	0.040	U	0.040	0.0014	mg/L		01/07/22 14:55	01/10/22 17:17	1
Hexachlorobenzene	0.020	U	0.020	0.0020	mg/L		01/07/22 14:55	01/10/22 17:17	1
Hexachlorobutadiene	0.020	U	0.020	0.0027	mg/L		01/07/22 14:55	01/10/22 17:17	1
Hexachloroethane	0.020	U	0.020	0.0023	mg/L		01/07/22 14:55	01/10/22 17:17	1
Nitrobenzene	0.020	U	0.020	0.0011	mg/L		01/07/22 14:55	01/10/22 17:17	1
Pentachlorophenol	0.040	U	0.040	0.0088	mg/L		01/07/22 14:55	01/10/22 17:17	1
Pyridine	0.10	U	0.10	0.0016	mg/L		01/07/22 14:55	01/10/22 17:17	1

Surrogate	*%Recovery*	*Qualifier*	*Limits*	*Prepared*	*Analyzed*	*Dil Fac*
2,4,6-Tribromophenol (Surr)	*79*		*41 - 120*	*01/07/22 14:55*	*01/10/22 17:17*	*1*
2-Fluorobiphenyl (Surr)	*91*		*48 - 120*	*01/07/22 14:55*	*01/10/22 17:17*	*1*
2-Fluorophenol (Surr)	*43*		*35 - 120*	*01/07/22 14:55*	*01/10/22 17:17*	*1*
Nitrobenzene-d5 (Surr)	*83*		*46 - 120*	*01/07/22 14:55*	*01/10/22 17:17*	*1*
Phenol-d5 (Surr)	*30*		*22 - 120*	*01/07/22 14:55*	*01/10/22 17:17*	*1*
p-Terphenyl-d14 (Surr)	*102*		*60 - 148*	*01/07/22 14:55*	*01/10/22 17:17*	*1*

Method: 8081B - Organochlorine Pesticides (GC) - TCLP

Analyte	Result	Qualifier	RL	MDL	Unit	D	Prepared	Analyzed	Dil Fac
gamma-BHC (Lindane)	0.00020	U	0.00020	0.0000060	mg/L		01/07/22 11:05	01/10/22 11:29	1
Chlordane (technical)	0.0020	U	0.0020	0.000029	mg/L		01/07/22 11:05	01/10/22 11:29	1
Endrin	0.00020	U	0.00020	0.000014	mg/L		01/07/22 11:05	01/10/22 11:29	1
Heptachlor	0.00020	U	0.00020	0.0000085	mg/L		01/07/22 11:05	01/10/22 11:29	1
Heptachlor epoxide	0.00020	U *+	0.00020	0.0000053	mg/L		01/07/22 11:05	01/10/22 11:29	1
Methoxychlor	0.00020	U	0.00020	0.000014	mg/L		01/07/22 11:05	01/10/22 11:29	1
Toxaphene	0.0020	U	0.0020	0.00012	mg/L		01/07/22 11:05	01/10/22 11:29	1

Surrogate	*%Recovery*	*Qualifier*	*Limits*	*Prepared*	*Analyzed*	*Dil Fac*
DCB Decachlorobiphenyl	*87*		*20 - 120*	*01/07/22 11:05*	*01/10/22 11:29*	*1*
Tetrachloro-m-xylene	*81*		*44 - 120*	*01/07/22 11:05*	*01/10/22 11:29*	*1*

Method: 8151 - TCLP Herbicides - TCLP

Analyte	Result	Qualifier	RL	MDL	Unit	D	Prepared	Analyzed	Dil Fac
2,4-D	0.0020	U	0.0020	0.00040	mg/L		01/07/22 11:11	01/10/22 16:43	1
Silvex (2,4,5-TP)	0.0020	U	0.0020	0.00036	mg/L		01/07/22 11:11	01/10/22 16:43	1

Surrogate	*%Recovery*	*Qualifier*	*Limits*	*Prepared*	*Analyzed*	*Dil Fac*
2,4-Dichlorophenylacetic acid	*6*	*S1-*	*48 - 132*	*01/07/22 11:11*	*01/10/22 16:43*	*1*

Method: 6010C - Metals (ICP) - TCLP

Analyte	Result	Qualifier	RL	MDL	Unit	D	Prepared	Analyzed	Dil Fac
Arsenic	0.015	U	0.015	0.0056	mg/L		01/07/22 11:22	01/07/22 22:50	1
Barium	**0.59**	**J**	1.0	0.10	mg/L		01/07/22 11:22	01/07/22 22:50	1
Cadmium	**0.0021**		0.0020	0.00050	mg/L		01/07/22 11:22	01/07/22 22:50	1
Chromium	0.020	U	0.020	0.010	mg/L		01/07/22 11:22	01/07/22 22:50	1
Lead	**0.010**	**J**	0.020	0.0030	mg/L		01/07/22 11:22	01/07/22 22:50	1

Client Sample ID: PF10

Lab Sample ID: 480-193838-10

Date Collected: 12/28/21 10:00
Matrix: Solid
Date Received: 12/29/21 11:25

Method: 6010C - Metals (ICP) - TCLP (Continued)

Analyte	Result	Qualifier	RL	MDL	Unit	D	Prepared	Analyzed	Dil Fac
Selenium	0.025	U	0.025	0.0087	mg/L		01/07/22 11:22	01/07/22 22:50	1
Silver	0.0060	U	0.0060	0.0017	mg/L		01/07/22 11:22	01/07/22 22:50	1

Method: 7470A - TCLP Mercury - TCLP

Analyte	Result	Qualifier	RL	MDL	Unit	D	Prepared	Analyzed	Dil Fac
Mercury	0.00020	U	0.00020	0.000043	mg/L		01/07/22 12:47	01/07/22 16:40	1

General Chemistry

Analyte	Result	Qualifier	RL	MDL	Unit	D	Prepared	Analyzed	Dil Fac
Cyanide, Reactive	9.9	U	9.9	9.9	mg/Kg		01/06/22 12:52	01/06/22 13:29	1
Sulfide, Reactive	9.9	U	9.9	9.9	mg/Kg		01/06/22 12:52	01/06/22 13:00	1

Analyte	Result	Qualifier	RL	RL	Unit	D	Prepared	Analyzed	Dil Fac
Flashpoint	**>175**		50.0	50.0	Degrees F			01/11/22 15:45	1
pH	**7.7**	**HF**	0.1	0.1	SU			01/05/22 13:00	1
Temperature	**18.8**	**HF**	0.001	0.001	Degrees C			01/05/22 13:00	1

Client Sample ID: PF10

Lab Sample ID: 480-193838-10

Date Collected: 12/28/21 10:00
Matrix: Solid
Date Received: 12/29/21 11:25
Percent Solids: 82.2

Method: 8015D - Gasoline Range Organics (GRO) (GC)

Analyte	Result	Qualifier	RL	MDL	Unit	D	Prepared	Analyzed	Dil Fac
Gasoline Range Organics [C6 - C10]	**1.1**	**J B**	1.4	0.36	mg/Kg	☼	01/04/22 07:52	01/04/22 21:11	1

Surrogate	*%Recovery*	*Qualifier*	*Limits*	*Prepared*	*Analyzed*	*Dil Fac*
a,a,a-Trifluorotoluene	*97*		*46 - 156*	*01/04/22 07:52*	*01/04/22 21:11*	*1*

Method: 8015D - Diesel Range Organics (DRO) (GC)

Analyte	Result	Qualifier	RL	MDL	Unit	D	Prepared	Analyzed	Dil Fac
Diesel Range Organics [C10-C28]	20	U	20	6.0	mg/Kg	☼	01/03/22 08:28	01/04/22 15:30	1

Surrogate	*%Recovery*	*Qualifier*	*Limits*	*Prepared*	*Analyzed*	*Dil Fac*
o-Terphenyl	*81*		*48 - 125*	*01/03/22 08:28*	*01/04/22 15:30*	*1*

Method: 8082A - Polychlorinated Biphenyls (PCBs) by Gas Chromatography

Analyte	Result	Qualifier	RL	MDL	Unit	D	Prepared	Analyzed	Dil Fac
PCB-1016	0.29	U	0.29	0.057	mg/Kg	☼	01/03/22 09:57	01/05/22 01:59	1
PCB-1221	0.29	U	0.29	0.057	mg/Kg	☼	01/03/22 09:57	01/05/22 01:59	1
PCB-1232	0.29	U	0.29	0.057	mg/Kg	☼	01/03/22 09:57	01/05/22 01:59	1
PCB-1242	0.29	U	0.29	0.057	mg/Kg	☼	01/03/22 09:57	01/05/22 01:59	1
PCB-1248	0.29	U	0.29	0.057	mg/Kg	☼	01/03/22 09:57	01/05/22 01:59	1
PCB-1254	0.29	U	0.29	0.14	mg/Kg	☼	01/03/22 09:57	01/05/22 01:59	1
PCB-1260	0.29	U	0.29	0.14	mg/Kg	☼	01/03/22 09:57	01/05/22 01:59	1
PCB-1262	0.29	U	0.29	0.14	mg/Kg	☼	01/03/22 09:57	01/05/22 01:59	1
PCB-1268	0.29	U	0.29	0.14	mg/Kg	☼	01/03/22 09:57	01/05/22 01:59	1

Surrogate	*%Recovery*	*Qualifier*	*Limits*	*Prepared*	*Analyzed*	*Dil Fac*
DCB Decachlorobiphenyl	*167*		*65 - 174*	*01/03/22 09:57*	*01/05/22 01:59*	*1*
Tetrachloro-m-xylene	*141*		*60 - 154*	*01/03/22 09:57*	*01/05/22 01:59*	*1*

Client Sample Results

Client: Brydges Engineering in Environment & Energy DPC
Project/Site: Pilgrim Village Family

Job ID: 480-193838-1

Client Sample ID: PF11

Date Collected: 12/28/21 10:06
Date Received: 12/29/21 11:25

Lab Sample ID: 480-193838-11

Matrix: Solid

Method: 8260C - TCLP Volatiles - TCLP

Analyte	Result	Qualifier	RL	MDL	Unit	D	Prepared	Analyzed	Dil Fac
1,1-Dichloroethene	0.010	U	0.010	0.0029	mg/L			01/10/22 14:37	10
1,2-Dichloroethane	0.010	U	0.010	0.0021	mg/L			01/10/22 14:37	10
2-Butanone (MEK)	0.050	U	0.050	0.013	mg/L			01/10/22 14:37	10
Benzene	0.010	U	0.010	0.0041	mg/L			01/10/22 14:37	10
Carbon tetrachloride	0.010	U	0.010	0.0027	mg/L			01/10/22 14:37	10
Chlorobenzene	0.010	U	0.010	0.0075	mg/L			01/10/22 14:37	10
Chloroform	0.010	U	0.010	0.0034	mg/L			01/10/22 14:37	10
Tetrachloroethene	0.010	U	0.010	0.0036	mg/L			01/10/22 14:37	10
Trichloroethene	0.010	U	0.010	0.0046	mg/L			01/10/22 14:37	10
Vinyl chloride	0.010	U	0.010	0.0090	mg/L			01/10/22 14:37	10

Surrogate	*%Recovery*	*Qualifier*	*Limits*	*Prepared*	*Analyzed*	*Dil Fac*
1,2-Dichloroethane-d4 (Surr)	*105*		*77 - 120*		*01/10/22 14:37*	*10*
4-Bromofluorobenzene (Surr)	*103*		*73 - 120*		*01/10/22 14:37*	*10*
Dibromofluoromethane (Surr)	*106*		*75 - 123*		*01/10/22 14:37*	*10*
Toluene-d8 (Surr)	*101*		*80 - 120*		*01/10/22 14:37*	*10*

Method: 8270D - Semivolatile Organic Compounds (GC/MS) - TCLP

Analyte	Result	Qualifier	RL	MDL	Unit	D	Prepared	Analyzed	Dil Fac
1,4-Dichlorobenzene	0.040	U	0.040	0.0018	mg/L		01/07/22 14:55	01/10/22 17:41	1
2,4,5-Trichlorophenol	0.020	U	0.020	0.0019	mg/L		01/07/22 14:55	01/10/22 17:41	1
2,4,6-Trichlorophenol	0.020	U	0.020	0.0024	mg/L		01/07/22 14:55	01/10/22 17:41	1
2,4-Dinitrotoluene	0.020	U	0.020	0.0017	mg/L		01/07/22 14:55	01/10/22 17:41	1
2-Methylphenol	0.020	U	0.020	0.0016	mg/L		01/07/22 14:55	01/10/22 17:41	1
3-Methylphenol	0.040	U	0.040	0.0016	mg/L		01/07/22 14:55	01/10/22 17:41	1
4-Methylphenol	0.040	U	0.040	0.0014	mg/L		01/07/22 14:55	01/10/22 17:41	1
Hexachlorobenzene	0.020	U	0.020	0.0020	mg/L		01/07/22 14:55	01/10/22 17:41	1
Hexachlorobutadiene	0.020	U	0.020	0.0027	mg/L		01/07/22 14:55	01/10/22 17:41	1
Hexachloroethane	0.020	U	0.020	0.0023	mg/L		01/07/22 14:55	01/10/22 17:41	1
Nitrobenzene	0.020	U	0.020	0.0011	mg/L		01/07/22 14:55	01/10/22 17:41	1
Pentachlorophenol	0.040	U	0.040	0.0088	mg/L		01/07/22 14:55	01/10/22 17:41	1
Pyridine	0.10	U	0.10	0.0016	mg/L		01/07/22 14:55	01/10/22 17:41	1

Surrogate	*%Recovery*	*Qualifier*	*Limits*	*Prepared*	*Analyzed*	*Dil Fac*
2,4,6-Tribromophenol (Surr)	*94*		*41 - 120*	*01/07/22 14:55*	*01/10/22 17:41*	*1*
2-Fluorobiphenyl (Surr)	*100*		*48 - 120*	*01/07/22 14:55*	*01/10/22 17:41*	*1*
2-Fluorophenol (Surr)	*47*		*35 - 120*	*01/07/22 14:55*	*01/10/22 17:41*	*1*
Nitrobenzene-d5 (Surr)	*92*		*46 - 120*	*01/07/22 14:55*	*01/10/22 17:41*	*1*
Phenol-d5 (Surr)	*33*		*22 - 120*	*01/07/22 14:55*	*01/10/22 17:41*	*1*
p-Terphenyl-d14 (Surr)	*116*		*60 - 148*	*01/07/22 14:55*	*01/10/22 17:41*	*1*

Method: 8081B - Organochlorine Pesticides (GC) - TCLP

Analyte	Result	Qualifier	RL	MDL	Unit	D	Prepared	Analyzed	Dil Fac
gamma-BHC (Lindane)	0.00020	U	0.00020	0.0000060	mg/L		01/07/22 11:05	01/10/22 11:49	1
Chlordane (technical)	0.0020	U	0.0020	0.000029	mg/L		01/07/22 11:05	01/10/22 11:49	1
Endrin	0.00020	U	0.00020	0.000014	mg/L		01/07/22 11:05	01/10/22 11:49	1
Heptachlor	0.00020	U	0.00020	0.0000085	mg/L		01/07/22 11:05	01/10/22 11:49	1
Heptachlor epoxide	0.00020	U *+	0.00020	0.0000053	mg/L		01/07/22 11:05	01/10/22 11:49	1
Methoxychlor	0.00020	U	0.00020	0.000014	mg/L		01/07/22 11:05	01/10/22 11:49	1
Toxaphene	0.0020	U	0.0020	0.00012	mg/L		01/07/22 11:05	01/10/22 11:49	1

Client Sample ID: PF11
Lab Sample ID: 480-193838-11

Date Collected: 12/28/21 10:06
Matrix: Solid
Date Received: 12/29/21 11:25

Surrogate	*%Recovery*	*Qualifier*	*Limits*	*Prepared*	*Analyzed*	*Dil Fac*
DCB Decachlorobiphenyl	*79*		*20 - 120*	*01/07/22 11:05*	*01/10/22 11:49*	*1*
Tetrachloro-m-xylene	*80*		*44 - 120*	*01/07/22 11:05*	*01/10/22 11:49*	*1*

Method: 8151 - TCLP Herbicides - TCLP

Analyte	Result	Qualifier	RL	MDL	Unit	D	Prepared	Analyzed	Dil Fac
2,4-D	0.0020	U	0.0020	0.00040	mg/L		01/07/22 11:11	01/10/22 17:13	1
Silvex (2,4,5-TP)	0.0020	U	0.0020	0.00036	mg/L		01/07/22 11:11	01/10/22 17:13	1

Surrogate	*%Recovery*	*Qualifier*	*Limits*	*Prepared*	*Analyzed*	*Dil Fac*
2,4-Dichlorophenylacetic acid	*12*	*S1-*	*48 - 132*	*01/07/22 11:11*	*01/10/22 17:13*	*1*

Method: 6010C - Metals (ICP) - TCLP

Analyte	Result	Qualifier	RL	MDL	Unit	D	Prepared	Analyzed	Dil Fac
Arsenic	0.015	U	0.015	0.0056	mg/L		01/07/22 11:22	01/07/22 22:54	1
Barium	**0.54**	**J**	1.0	0.10	mg/L		01/07/22 11:22	01/07/22 22:54	1
Cadmium	**0.0020**		0.0020	0.00050	mg/L		01/07/22 11:22	01/07/22 22:54	1
Chromium	0.020	U	0.020	0.010	mg/L		01/07/22 11:22	01/07/22 22:54	1
Lead	**0.016**	**J**	0.020	0.0030	mg/L		01/07/22 11:22	01/07/22 22:54	1
Selenium	0.025	U	0.025	0.0087	mg/L		01/07/22 11:22	01/07/22 22:54	1
Silver	0.0060	U	0.0060	0.0017	mg/L		01/07/22 11:22	01/07/22 22:54	1

Method: 7470A - TCLP Mercury - TCLP

Analyte	Result	Qualifier	RL	MDL	Unit	D	Prepared	Analyzed	Dil Fac
Mercury	0.00020	U	0.00020	0.000043	mg/L		01/07/22 12:47	01/07/22 16:42	1

General Chemistry

Analyte	Result	Qualifier	RL	MDL	Unit	D	Prepared	Analyzed	Dil Fac
Cyanide, Reactive	10	U	10	10	mg/Kg		01/06/22 12:52	01/06/22 13:31	1
Sulfide, Reactive	10	U	10	10	mg/Kg		01/06/22 12:52	01/06/22 13:00	1

Analyte	Result	Qualifier	RL	RL	Unit	D	Prepared	Analyzed	Dil Fac
Flashpoint	**>180**		50.0	50.0	Degrees F			01/11/22 15:34	1
pH	**7.8**	**HF**	0.1	0.1	SU			01/05/22 13:00	1
Temperature	**18.7**	**HF**	0.001	0.001	Degrees C			01/05/22 13:00	1

Client Sample ID: PF11
Lab Sample ID: 480-193838-11

Date Collected: 12/28/21 10:06
Matrix: Solid
Date Received: 12/29/21 11:25
Percent Solids: 84.0

Method: 8015D - Gasoline Range Organics (GRO) (GC)

Analyte	Result	Qualifier	RL	MDL	Unit	D	Prepared	Analyzed	Dil Fac
Gasoline Range Organics [C6 - C10]	**1.2**	**J B**	1.4	0.37	mg/Kg	☼	01/04/22 07:52	01/04/22 21:47	1

Surrogate	*%Recovery*	*Qualifier*	*Limits*	*Prepared*	*Analyzed*	*Dil Fac*
a,a,a-Trifluorotoluene	*91*		*46 - 156*	*01/04/22 07:52*	*01/04/22 21:47*	*1*

Method: 8015D - Diesel Range Organics (DRO) (GC)

Analyte	Result	Qualifier	RL	MDL	Unit	D	Prepared	Analyzed	Dil Fac
Diesel Range Organics [C10-C28]	20	U	20	5.9	mg/Kg	☼	01/03/22 08:28	01/04/22 16:06	1

Surrogate	*%Recovery*	*Qualifier*	*Limits*	*Prepared*	*Analyzed*	*Dil Fac*
o-Terphenyl	*85*		*48 - 125*	*01/03/22 08:28*	*01/04/22 16:06*	*1*

Client Sample ID: PF11

Lab Sample ID: 480-193838-11

Date Collected: 12/28/21 10:06
Date Received: 12/29/21 11:25

Matrix: Solid
Percent Solids: 84.0

Method: 8082A - Polychlorinated Biphenyls (PCBs) by Gas Chromatography

Analyte	Result	Qualifier	RL	MDL	Unit	D	Prepared	Analyzed	Dil Fac
PCB-1016	0.26	U	0.26	0.051	mg/Kg	☼	01/03/22 09:57	01/05/22 02:12	1
PCB-1221	0.26	U	0.26	0.051	mg/Kg	☼	01/03/22 09:57	01/05/22 02:12	1
PCB-1232	0.26	U	0.26	0.051	mg/Kg	☼	01/03/22 09:57	01/05/22 02:12	1
PCB-1242	0.26	U	0.26	0.051	mg/Kg	☼	01/03/22 09:57	01/05/22 02:12	1
PCB-1248	0.26	U	0.26	0.051	mg/Kg	☼	01/03/22 09:57	01/05/22 02:12	1
PCB-1254	0.26	U	0.26	0.12	mg/Kg	☼	01/03/22 09:57	01/05/22 02:12	1
PCB-1260	0.26	U	0.26	0.12	mg/Kg	☼	01/03/22 09:57	01/05/22 02:12	1
PCB-1262	0.26	U	0.26	0.12	mg/Kg	☼	01/03/22 09:57	01/05/22 02:12	1
PCB-1268	0.26	U	0.26	0.12	mg/Kg	☼	01/03/22 09:57	01/05/22 02:12	1

Surrogate	*%Recovery*	*Qualifier*	*Limits*	*Prepared*	*Analyzed*	*Dil Fac*
DCB Decachlorobiphenyl	*159*		*65 - 174*	*01/03/22 09:57*	*01/05/22 02:12*	*1*
Tetrachloro-m-xylene	*138*		*60 - 154*	*01/03/22 09:57*	*01/05/22 02:12*	*1*

Client Sample ID: PF12

Lab Sample ID: 480-193838-12

Date Collected: 12/28/21 10:12
Date Received: 12/29/21 11:25

Matrix: Solid

Method: 8260C - TCLP Volatiles - TCLP

Analyte	Result	Qualifier	RL	MDL	Unit	D	Prepared	Analyzed	Dil Fac
1,1-Dichloroethene	0.010	U	0.010	0.0029	mg/L			01/10/22 14:59	10
1,2-Dichloroethane	0.010	U	0.010	0.0021	mg/L			01/10/22 14:59	10
2-Butanone (MEK)	0.050	U	0.050	0.013	mg/L			01/10/22 14:59	10
Benzene	0.010	U	0.010	0.0041	mg/L			01/10/22 14:59	10
Carbon tetrachloride	0.010	U	0.010	0.0027	mg/L			01/10/22 14:59	10
Chlorobenzene	0.010	U	0.010	0.0075	mg/L			01/10/22 14:59	10
Chloroform	0.010	U	0.010	0.0034	mg/L			01/10/22 14:59	10
Tetrachloroethene	0.010	U	0.010	0.0036	mg/L			01/10/22 14:59	10
Trichloroethene	0.010	U	0.010	0.0046	mg/L			01/10/22 14:59	10
Vinyl chloride	0.010	U	0.010	0.0090	mg/L			01/10/22 14:59	10

Surrogate	*%Recovery*	*Qualifier*	*Limits*	*Prepared*	*Analyzed*	*Dil Fac*
1,2-Dichloroethane-d4 (Surr)	*103*		*77 - 120*		*01/10/22 14:59*	*10*
4-Bromofluorobenzene (Surr)	*104*		*73 - 120*		*01/10/22 14:59*	*10*
Dibromofluoromethane (Surr)	*103*		*75 - 123*		*01/10/22 14:59*	*10*
Toluene-d8 (Surr)	*100*		*80 - 120*		*01/10/22 14:59*	*10*

Method: 8270D - Semivolatile Organic Compounds (GC/MS) - TCLP

Analyte	Result	Qualifier	RL	MDL	Unit	D	Prepared	Analyzed	Dil Fac
1,4-Dichlorobenzene	0.040	U	0.040	0.0018	mg/L		01/07/22 14:55	01/10/22 18:04	1
2,4,5-Trichlorophenol	0.020	U	0.020	0.0019	mg/L		01/07/22 14:55	01/10/22 18:04	1
2,4,6-Trichlorophenol	0.020	U	0.020	0.0024	mg/L		01/07/22 14:55	01/10/22 18:04	1
2,4-Dinitrotoluene	0.020	U	0.020	0.0017	mg/L		01/07/22 14:55	01/10/22 18:04	1
2-Methylphenol	0.020	U	0.020	0.0016	mg/L		01/07/22 14:55	01/10/22 18:04	1
3-Methylphenol	0.040	U	0.040	0.0016	mg/L		01/07/22 14:55	01/10/22 18:04	1
4-Methylphenol	0.040	U	0.040	0.0014	mg/L		01/07/22 14:55	01/10/22 18:04	1
Hexachlorobenzene	0.020	U	0.020	0.0020	mg/L		01/07/22 14:55	01/10/22 18:04	1
Hexachlorobutadiene	0.020	U	0.020	0.0027	mg/L		01/07/22 14:55	01/10/22 18:04	1
Hexachloroethane	0.020	U	0.020	0.0023	mg/L		01/07/22 14:55	01/10/22 18:04	1
Nitrobenzene	0.020	U	0.020	0.0011	mg/L		01/07/22 14:55	01/10/22 18:04	1
Pentachlorophenol	0.040	U	0.040	0.0088	mg/L		01/07/22 14:55	01/10/22 18:04	1

Client Sample ID: PF12

Date Collected: 12/28/21 10:12
Date Received: 12/29/21 11:25

Lab Sample ID: 480-193838-12

Matrix: Solid

Method: 8270D - Semivolatile Organic Compounds (GC/MS) - TCLP (Continued)

Analyte	Result	Qualifier	RL	MDL	Unit	D	Prepared	Analyzed	Dil Fac
Pyridine	0.10	U	0.10	0.0016	mg/L		01/07/22 14:55	01/10/22 18:04	1

Surrogate	*%Recovery*	*Qualifier*	*Limits*	*Prepared*	*Analyzed*	*Dil Fac*
2,4,6-Tribromophenol (Surr)	*97*		*41 - 120*	*01/07/22 14:55*	*01/10/22 18:04*	*1*
2-Fluorobiphenyl (Surr)	*103*		*48 - 120*	*01/07/22 14:55*	*01/10/22 18:04*	*1*
2-Fluorophenol (Surr)	*52*		*35 - 120*	*01/07/22 14:55*	*01/10/22 18:04*	*1*
Nitrobenzene-d5 (Surr)	*96*		*46 - 120*	*01/07/22 14:55*	*01/10/22 18:04*	*1*
Phenol-d5 (Surr)	*36*		*22 - 120*	*01/07/22 14:55*	*01/10/22 18:04*	*1*
p-Terphenyl-d14 (Surr)	*114*		*60 - 148*	*01/07/22 14:55*	*01/10/22 18:04*	*1*

Method: 8081B - Organochlorine Pesticides (GC) - TCLP

Analyte	Result	Qualifier	RL	MDL	Unit	D	Prepared	Analyzed	Dil Fac
gamma-BHC (Lindane)	0.00020	U	0.00020	0.0000060	mg/L		01/07/22 11:05	01/10/22 12:08	1
Chlordane (technical)	0.0020	U	0.0020	0.000029	mg/L		01/07/22 11:05	01/10/22 12:08	1
Endrin	0.00020	U	0.00020	0.000014	mg/L		01/07/22 11:05	01/10/22 12:08	1
Heptachlor	0.00020	U	0.00020	0.0000085	mg/L		01/07/22 11:05	01/10/22 12:08	1
Heptachlor epoxide	0.00020	U *+	0.00020	0.0000053	mg/L		01/07/22 11:05	01/10/22 12:08	1
Methoxychlor	0.00020	U	0.00020	0.000014	mg/L		01/07/22 11:05	01/10/22 12:08	1
Toxaphene	0.0020	U	0.0020	0.00012	mg/L		01/07/22 11:05	01/10/22 12:08	1

Surrogate	*%Recovery*	*Qualifier*	*Limits*	*Prepared*	*Analyzed*	*Dil Fac*
DCB Decachlorobiphenyl	*74*		*20 - 120*	*01/07/22 11:05*	*01/10/22 12:08*	*1*
Tetrachloro-m-xylene	*75*		*44 - 120*	*01/07/22 11:05*	*01/10/22 12:08*	*1*

Method: 8151 - TCLP Herbicides - TCLP

Analyte	Result	Qualifier	RL	MDL	Unit	D	Prepared	Analyzed	Dil Fac
2,4-D	0.0020	U	0.0020	0.00040	mg/L		01/07/22 11:11	01/10/22 18:12	1
Silvex (2,4,5-TP)	0.0020	U	0.0020	0.00036	mg/L		01/07/22 11:11	01/10/22 18:12	1

Surrogate	*%Recovery*	*Qualifier*	*Limits*	*Prepared*	*Analyzed*	*Dil Fac*
2,4-Dichlorophenylacetic acid	*15*	*S1-*	*48 - 132*	*01/07/22 11:11*	*01/10/22 18:12*	*1*

Method: 6010C - Metals (ICP) - TCLP

Analyte	Result	Qualifier	RL	MDL	Unit	D	Prepared	Analyzed	Dil Fac
Arsenic	0.015	U	0.015	0.0056	mg/L		01/07/22 11:22	01/07/22 22:58	1
Barium	**0.58**	**J**	1.0	0.10	mg/L		01/07/22 11:22	01/07/22 22:58	1
Cadmium	**0.0034**		0.0020	0.00050	mg/L		01/07/22 11:22	01/07/22 22:58	1
Chromium	0.020	U	0.020	0.010	mg/L		01/07/22 11:22	01/07/22 22:58	1
Lead	**0.066**		0.020	0.0030	mg/L		01/07/22 11:22	01/07/22 22:58	1
Selenium	0.025	U	0.025	0.0087	mg/L		01/07/22 11:22	01/07/22 22:58	1
Silver	0.0060	U	0.0060	0.0017	mg/L		01/07/22 11:22	01/07/22 22:58	1

Method: 7470A - TCLP Mercury - TCLP

Analyte	Result	Qualifier	RL	MDL	Unit	D	Prepared	Analyzed	Dil Fac
Mercury	0.00020	U	0.00020	0.000043	mg/L		01/07/22 12:47	01/07/22 16:43	1

General Chemistry

Analyte	Result	Qualifier	RL	MDL	Unit	D	Prepared	Analyzed	Dil Fac
Cyanide, Reactive	9.9	U	9.9	9.9	mg/Kg		01/06/22 12:52	01/06/22 13:32	1
Sulfide, Reactive	9.9	U	9.9	9.9	mg/Kg		01/06/22 12:52	01/06/22 13:00	1

Client Sample ID: PF12
Lab Sample ID: 480-193838-12

Date Collected: 12/28/21 10:12
Matrix: Solid
Date Received: 12/29/21 11:25

Analyte	Result	Qualifier	RL	RL	Unit	D	Prepared	Analyzed	Dil Fac
Flashpoint	>180		50.0	50.0	Degrees F			01/12/22 14:11	1
pH	7.9	HF	0.1	0.1	SU			01/05/22 13:00	1
Temperature	18.7	HF	0.001	0.001	Degrees C			01/05/22 13:00	1

Client Sample ID: PF12
Lab Sample ID: 480-193838-12

Date Collected: 12/28/21 10:12
Matrix: Solid
Date Received: 12/29/21 11:25
Percent Solids: 85.9

Method: 8015D - Gasoline Range Organics (GRO) (GC)

Analyte	Result	Qualifier	RL	MDL	Unit	D	Prepared	Analyzed	Dil Fac
Gasoline Range Organics [C6 - C10]	1.1	J B	1.4	0.36	mg/Kg	☼	01/04/22 07:52	01/04/22 22:23	1

Surrogate	*%Recovery*	*Qualifier*	*Limits*	*Prepared*	*Analyzed*	*Dil Fac*
a,a,a-Trifluorotoluene	*86*		*46 - 156*	*01/04/22 07:52*	*01/04/22 22:23*	*1*

Method: 8015D - Diesel Range Organics (DRO) (GC)

Analyte	Result	Qualifier	RL	MDL	Unit	D	Prepared	Analyzed	Dil Fac
Diesel Range Organics [C10-C28]	19	U	19	5.8	mg/Kg	☼	01/03/22 08:28	01/04/22 16:42	1

Surrogate	*%Recovery*	*Qualifier*	*Limits*	*Prepared*	*Analyzed*	*Dil Fac*
o-Terphenyl	*87*		*48 - 125*	*01/03/22 08:28*	*01/04/22 16:42*	*1*

Method: 8082A - Polychlorinated Biphenyls (PCBs) by Gas Chromatography

Analyte	Result	Qualifier	RL	MDL	Unit	D	Prepared	Analyzed	Dil Fac
PCB-1016	0.29	U	0.29	0.056	mg/Kg	☼	01/03/22 08:48	01/04/22 16:34	1
PCB-1221	0.29	U	0.29	0.056	mg/Kg	☼	01/03/22 08:48	01/04/22 16:34	1
PCB-1232	0.29	U	0.29	0.056	mg/Kg	☼	01/03/22 08:48	01/04/22 16:34	1
PCB-1242	0.29	U	0.29	0.056	mg/Kg	☼	01/03/22 08:48	01/04/22 16:34	1
PCB-1248	0.29	U	0.29	0.056	mg/Kg	☼	01/03/22 08:48	01/04/22 16:34	1
PCB-1254	0.29	U	0.29	0.13	mg/Kg	☼	01/03/22 08:48	01/04/22 16:34	1
PCB-1260	0.29	U	0.29	0.13	mg/Kg	☼	01/03/22 08:48	01/04/22 16:34	1
PCB-1262	0.29	U	0.29	0.13	mg/Kg	☼	01/03/22 08:48	01/04/22 16:34	1
PCB-1268	0.29	U	0.29	0.13	mg/Kg	☼	01/03/22 08:48	01/04/22 16:34	1

Surrogate	*%Recovery*	*Qualifier*	*Limits*	*Prepared*	*Analyzed*	*Dil Fac*
DCB Decachlorobiphenyl	*126*		*65 - 174*	*01/03/22 08:48*	*01/04/22 16:34*	*1*
Tetrachloro-m-xylene	*117*		*60 - 154*	*01/03/22 08:48*	*01/04/22 16:34*	*1*

Client Sample ID: PF13
Lab Sample ID: 480-193838-13

Date Collected: 12/28/21 10:18
Matrix: Solid
Date Received: 12/29/21 11:25

Method: 8260C - TCLP Volatiles - TCLP

Analyte	Result	Qualifier	RL	MDL	Unit	D	Prepared	Analyzed	Dil Fac
1,1-Dichloroethene	0.010	U	0.010	0.0029	mg/L			01/10/22 15:23	10
1,2-Dichloroethane	0.010	U	0.010	0.0021	mg/L			01/10/22 15:23	10
2-Butanone (MEK)	0.050	U	0.050	0.013	mg/L			01/10/22 15:23	10
Benzene	0.010	U	0.010	0.0041	mg/L			01/10/22 15:23	10
Carbon tetrachloride	0.010	U	0.010	0.0027	mg/L			01/10/22 15:23	10
Chlorobenzene	0.010	U	0.010	0.0075	mg/L			01/10/22 15:23	10
Chloroform	0.010	U	0.010	0.0034	mg/L			01/10/22 15:23	10
Tetrachloroethene	0.010	U	0.010	0.0036	mg/L			01/10/22 15:23	10

Client Sample ID: PF13

Date Collected: 12/28/21 10:18
Date Received: 12/29/21 11:25

Lab Sample ID: 480-193838-13

Matrix: Solid

Method: 8260C - TCLP Volatiles - TCLP (Continued)

Analyte	Result	Qualifier	RL	MDL	Unit	D	Prepared	Analyzed	Dil Fac
Trichloroethene	0.010	U	0.010	0.0046	mg/L			01/10/22 15:23	10
Vinyl chloride	0.010	U	0.010	0.0090	mg/L			01/10/22 15:23	10

Surrogate	*%Recovery*	*Qualifier*	*Limits*	*Prepared*	*Analyzed*	*Dil Fac*
1,2-Dichloroethane-d4 (Surr)	*99*		*77 - 120*		*01/10/22 15:23*	*10*
4-Bromofluorobenzene (Surr)	*100*		*73 - 120*		*01/10/22 15:23*	*10*
Dibromofluoromethane (Surr)	*98*		*75 - 123*		*01/10/22 15:23*	*10*
Toluene-d8 (Surr)	*98*		*80 - 120*		*01/10/22 15:23*	*10*

Method: 8270D - Semivolatile Organic Compounds (GC/MS) - TCLP

Analyte	Result	Qualifier	RL	MDL	Unit	D	Prepared	Analyzed	Dil Fac
1,4-Dichlorobenzene	0.040	U	0.040	0.0018	mg/L		01/07/22 14:55	01/10/22 18:28	1
2,4,5-Trichlorophenol	0.020	U	0.020	0.0019	mg/L		01/07/22 14:55	01/10/22 18:28	1
2,4,6-Trichlorophenol	0.020	U	0.020	0.0024	mg/L		01/07/22 14:55	01/10/22 18:28	1
2,4-Dinitrotoluene	0.020	U	0.020	0.0017	mg/L		01/07/22 14:55	01/10/22 18:28	1
2-Methylphenol	0.020	U	0.020	0.0016	mg/L		01/07/22 14:55	01/10/22 18:28	1
3-Methylphenol	0.040	U	0.040	0.0016	mg/L		01/07/22 14:55	01/10/22 18:28	1
4-Methylphenol	0.040	U	0.040	0.0014	mg/L		01/07/22 14:55	01/10/22 18:28	1
Hexachlorobenzene	0.020	U	0.020	0.0020	mg/L		01/07/22 14:55	01/10/22 18:28	1
Hexachlorobutadiene	0.020	U	0.020	0.0027	mg/L		01/07/22 14:55	01/10/22 18:28	1
Hexachloroethane	0.020	U	0.020	0.0023	mg/L		01/07/22 14:55	01/10/22 18:28	1
Nitrobenzene	0.020	U	0.020	0.0011	mg/L		01/07/22 14:55	01/10/22 18:28	1
Pentachlorophenol	0.040	U	0.040	0.0088	mg/L		01/07/22 14:55	01/10/22 18:28	1
Pyridine	0.10	U	0.10	0.0016	mg/L		01/07/22 14:55	01/10/22 18:28	1

Surrogate	*%Recovery*	*Qualifier*	*Limits*	*Prepared*	*Analyzed*	*Dil Fac*
2,4,6-Tribromophenol (Surr)	*93*		*41 - 120*	*01/07/22 14:55*	*01/10/22 18:28*	*1*
2-Fluorobiphenyl (Surr)	*100*		*48 - 120*	*01/07/22 14:55*	*01/10/22 18:28*	*1*
2-Fluorophenol (Surr)	*52*		*35 - 120*	*01/07/22 14:55*	*01/10/22 18:28*	*1*
Nitrobenzene-d5 (Surr)	*94*		*46 - 120*	*01/07/22 14:55*	*01/10/22 18:28*	*1*
Phenol-d5 (Surr)	*35*		*22 - 120*	*01/07/22 14:55*	*01/10/22 18:28*	*1*
p-Terphenyl-d14 (Surr)	*111*		*60 - 148*	*01/07/22 14:55*	*01/10/22 18:28*	*1*

Method: 8081B - Organochlorine Pesticides (GC) - TCLP

Analyte	Result	Qualifier	RL	MDL	Unit	D	Prepared	Analyzed	Dil Fac
gamma-BHC (Lindane)	0.00020	U	0.00020	0.0000060	mg/L		01/07/22 11:05	01/10/22 12:28	1
Chlordane (technical)	0.0020	U	0.0020	0.000029	mg/L		01/07/22 11:05	01/10/22 12:28	1
Endrin	0.00020	U	0.00020	0.000014	mg/L		01/07/22 11:05	01/10/22 12:28	1
Heptachlor	0.00020	U	0.00020	0.0000085	mg/L		01/07/22 11:05	01/10/22 12:28	1
Heptachlor epoxide	0.00020	U *+	0.00020	0.0000053	mg/L		01/07/22 11:05	01/10/22 12:28	1
Methoxychlor	0.00020	U	0.00020	0.000014	mg/L		01/07/22 11:05	01/10/22 12:28	1
Toxaphene	0.0020	U	0.0020	0.00012	mg/L		01/07/22 11:05	01/10/22 12:28	1

Surrogate	*%Recovery*	*Qualifier*	*Limits*	*Prepared*	*Analyzed*	*Dil Fac*
DCB Decachlorobiphenyl	*87*		*20 - 120*	*01/07/22 11:05*	*01/10/22 12:28*	*1*
Tetrachloro-m-xylene	*83*		*44 - 120*	*01/07/22 11:05*	*01/10/22 12:28*	*1*

Method: 8151 - TCLP Herbicides - TCLP

Analyte	Result	Qualifier	RL	MDL	Unit	D	Prepared	Analyzed	Dil Fac
2,4-D	0.0020	U	0.0020	0.00040	mg/L		01/07/22 11:11	01/10/22 18:42	1
Silvex (2,4,5-TP)	0.0020	U	0.0020	0.00036	mg/L		01/07/22 11:11	01/10/22 18:42	1

Client Sample ID: PF13
Lab Sample ID: 480-193838-13

Date Collected: 12/28/21 10:18
Matrix: Solid
Date Received: 12/29/21 11:25

Surrogate	*%Recovery*	*Qualifier*	*Limits*	*Prepared*	*Analyzed*	*Dil Fac*
2,4-Dichlorophenylacetic acid	*11*	*S1-*	*48 - 132*	*01/07/22 11:11*	*01/10/22 18:42*	*1*

Method: 6010C - Metals (ICP) - TCLP

Analyte	Result	Qualifier	RL	MDL	Unit	D	Prepared	Analyzed	Dil Fac
Arsenic	0.015	U	0.015	0.0056	mg/L		01/07/22 11:22	01/07/22 23:02	1
Barium	**0.51**	**J**	1.0	0.10	mg/L		01/07/22 11:22	01/07/22 23:02	1
Cadmium	**0.0034**		0.0020	0.00050	mg/L		01/07/22 11:22	01/07/22 23:02	1
Chromium	0.020	U	0.020	0.010	mg/L		01/07/22 11:22	01/07/22 23:02	1
Lead	**0.055**		0.020	0.0030	mg/L		01/07/22 11:22	01/07/22 23:02	1
Selenium	0.025	U	0.025	0.0087	mg/L		01/07/22 11:22	01/07/22 23:02	1
Silver	0.0060	U	0.0060	0.0017	mg/L		01/07/22 11:22	01/07/22 23:02	1

Method: 7470A - TCLP Mercury - TCLP

Analyte	Result	Qualifier	RL	MDL	Unit	D	Prepared	Analyzed	Dil Fac
Mercury	0.00020	U	0.00020	0.000043	mg/L		01/07/22 12:47	01/07/22 16:47	1

General Chemistry

Analyte	Result	Qualifier	RL	MDL	Unit	D	Prepared	Analyzed	Dil Fac
Cyanide, Reactive	9.9	U	9.9	9.9	mg/Kg		01/06/22 12:52	01/06/22 13:34	1
Sulfide, Reactive	9.9	U	9.9	9.9	mg/Kg		01/06/22 12:52	01/06/22 13:00	1

Analyte	Result	Qualifier	RL	RL	Unit	D	Prepared	Analyzed	Dil Fac
Flashpoint	**>180**		50.0	50.0	Degrees F			01/12/22 14:11	1
pH	**7.9**	**HF**	0.1	0.1	SU			01/05/22 13:00	1
Temperature	**18.9**	**HF**	0.001	0.001	Degrees C			01/05/22 13:00	1

Client Sample ID: PF13
Lab Sample ID: 480-193838-13

Date Collected: 12/28/21 10:18
Matrix: Solid
Date Received: 12/29/21 11:25
Percent Solids: 86.3

Method: 8015D - Gasoline Range Organics (GRO) (GC)

Analyte	Result	Qualifier	RL	MDL	Unit	D	Prepared	Analyzed	Dil Fac
Gasoline Range Organics [C6 - C10]	1.3	U	1.3	0.33	mg/Kg	☼	01/04/22 07:52	01/04/22 22:58	1

Surrogate	*%Recovery*	*Qualifier*	*Limits*	*Prepared*	*Analyzed*	*Dil Fac*
a,a,a-Trifluorotoluene	*82*		*46 - 156*	*01/04/22 07:52*	*01/04/22 22:58*	*1*

Method: 8015D - Diesel Range Organics (DRO) (GC)

Analyte	Result	Qualifier	RL	MDL	Unit	D	Prepared	Analyzed	Dil Fac
Diesel Range Organics [C10-C28]	19	U	19	5.7	mg/Kg	☼	01/03/22 14:39	01/05/22 15:24	1

Surrogate	*%Recovery*	*Qualifier*	*Limits*	*Prepared*	*Analyzed*	*Dil Fac*
o-Terphenyl	*71*		*48 - 125*	*01/03/22 14:39*	*01/05/22 15:24*	*1*

Method: 8082A - Polychlorinated Biphenyls (PCBs) by Gas Chromatography

Analyte	Result	Qualifier	RL	MDL	Unit	D	Prepared	Analyzed	Dil Fac
PCB-1016	0.24	U	0.24	0.047	mg/Kg	☼	01/03/22 08:48	01/04/22 16:46	1
PCB-1221	0.24	U	0.24	0.047	mg/Kg	☼	01/03/22 08:48	01/04/22 16:46	1
PCB-1232	0.24	U	0.24	0.047	mg/Kg	☼	01/03/22 08:48	01/04/22 16:46	1
PCB-1242	0.24	U	0.24	0.047	mg/Kg	☼	01/03/22 08:48	01/04/22 16:46	1
PCB-1248	0.24	U	0.24	0.047	mg/Kg	☼	01/03/22 08:48	01/04/22 16:46	1
PCB-1254	0.24	U	0.24	0.11	mg/Kg	☼	01/03/22 08:48	01/04/22 16:46	1
PCB-1260	0.24	U	0.24	0.11	mg/Kg	☼	01/03/22 08:48	01/04/22 16:46	1

Client Sample ID: PF13

Date Collected: 12/28/21 10:18
Date Received: 12/29/21 11:25

Lab Sample ID: 480-193838-13
Matrix: Solid
Percent Solids: 86.3

Method: 8082A - Polychlorinated Biphenyls (PCBs) by Gas Chromatography (Continued)

Analyte	Result	Qualifier	RL	MDL	Unit	D	Prepared	Analyzed	Dil Fac
PCB-1262	0.24	U	0.24	0.11	mg/Kg	☼	01/03/22 08:48	01/04/22 16:46	1
PCB-1268	0.24	U	0.24	0.11	mg/Kg	☼	01/03/22 08:48	01/04/22 16:46	1

Surrogate	*%Recovery*	*Qualifier*	*Limits*	*Prepared*	*Analyzed*	*Dil Fac*
DCB Decachlorobiphenyl	*126*		*65 - 174*	*01/03/22 08:48*	*01/04/22 16:46*	*1*
Tetrachloro-m-xylene	*125*		*60 - 154*	*01/03/22 08:48*	*01/04/22 16:46*	*1*

Client Sample ID: PF14

Date Collected: 12/28/21 10:24
Date Received: 12/29/21 11:25

Lab Sample ID: 480-193838-14
Matrix: Solid

Method: 8260C - TCLP Volatiles - TCLP

Analyte	Result	Qualifier	RL	MDL	Unit	D	Prepared	Analyzed	Dil Fac
1,1-Dichloroethene	0.010	U	0.010	0.0029	mg/L			01/10/22 15:46	10
1,2-Dichloroethane	0.010	U	0.010	0.0021	mg/L			01/10/22 15:46	10
2-Butanone (MEK)	0.050	U	0.050	0.013	mg/L			01/10/22 15:46	10
Benzene	0.010	U	0.010	0.0041	mg/L			01/10/22 15:46	10
Carbon tetrachloride	0.010	U	0.010	0.0027	mg/L			01/10/22 15:46	10
Chlorobenzene	0.010	U	0.010	0.0075	mg/L			01/10/22 15:46	10
Chloroform	0.010	U	0.010	0.0034	mg/L			01/10/22 15:46	10
Tetrachloroethene	0.010	U	0.010	0.0036	mg/L			01/10/22 15:46	10
Trichloroethene	0.010	U	0.010	0.0046	mg/L			01/10/22 15:46	10
Vinyl chloride	0.010	U	0.010	0.0090	mg/L			01/10/22 15:46	10

Surrogate	*%Recovery*	*Qualifier*	*Limits*	*Prepared*	*Analyzed*	*Dil Fac*
1,2-Dichloroethane-d4 (Surr)	*104*		*77 - 120*		*01/10/22 15:46*	*10*
4-Bromofluorobenzene (Surr)	*99*		*73 - 120*		*01/10/22 15:46*	*10*
Dibromofluoromethane (Surr)	*105*		*75 - 123*		*01/10/22 15:46*	*10*
Toluene-d8 (Surr)	*100*		*80 - 120*		*01/10/22 15:46*	*10*

Method: 8270D - Semivolatile Organic Compounds (GC/MS) - TCLP

Analyte	Result	Qualifier	RL	MDL	Unit	D	Prepared	Analyzed	Dil Fac
1,4-Dichlorobenzene	0.040	U	0.040	0.0018	mg/L		01/07/22 14:55	01/10/22 18:52	1
2,4,5-Trichlorophenol	0.020	U	0.020	0.0019	mg/L		01/07/22 14:55	01/10/22 18:52	1
2,4,6-Trichlorophenol	0.020	U	0.020	0.0024	mg/L		01/07/22 14:55	01/10/22 18:52	1
2,4-Dinitrotoluene	0.020	U	0.020	0.0017	mg/L		01/07/22 14:55	01/10/22 18:52	1
2-Methylphenol	0.020	U	0.020	0.0016	mg/L		01/07/22 14:55	01/10/22 18:52	1
3-Methylphenol	0.040	U	0.040	0.0016	mg/L		01/07/22 14:55	01/10/22 18:52	1
4-Methylphenol	0.040	U	0.040	0.0014	mg/L		01/07/22 14:55	01/10/22 18:52	1
Hexachlorobenzene	0.020	U	0.020	0.0020	mg/L		01/07/22 14:55	01/10/22 18:52	1
Hexachlorobutadiene	0.020	U	0.020	0.0027	mg/L		01/07/22 14:55	01/10/22 18:52	1
Hexachloroethane	0.020	U	0.020	0.0023	mg/L		01/07/22 14:55	01/10/22 18:52	1
Nitrobenzene	0.020	U	0.020	0.0011	mg/L		01/07/22 14:55	01/10/22 18:52	1
Pentachlorophenol	0.040	U	0.040	0.0088	mg/L		01/07/22 14:55	01/10/22 18:52	1
Pyridine	0.10	U	0.10	0.0016	mg/L		01/07/22 14:55	01/10/22 18:52	1

Surrogate	*%Recovery*	*Qualifier*	*Limits*	*Prepared*	*Analyzed*	*Dil Fac*
2,4,6-Tribromophenol (Surr)	*100*		*41 - 120*	*01/07/22 14:55*	*01/10/22 18:52*	*1*
2-Fluorobiphenyl (Surr)	*103*		*48 - 120*	*01/07/22 14:55*	*01/10/22 18:52*	*1*
2-Fluorophenol (Surr)	*54*		*35 - 120*	*01/07/22 14:55*	*01/10/22 18:52*	*1*
Nitrobenzene-d5 (Surr)	*99*		*46 - 120*	*01/07/22 14:55*	*01/10/22 18:52*	*1*

Client Sample ID: PF14
Lab Sample ID: 480-193838-14

Date Collected: 12/28/21 10:24
Matrix: Solid
Date Received: 12/29/21 11:25

Method: 8270D - Semivolatile Organic Compounds (GC/MS) - TCLP (Continued)

Surrogate	*%Recovery*	*Qualifier*	*Limits*	*Prepared*	*Analyzed*	*Dil Fac*
Phenol-d5 (Surr)	*36*		*22 - 120*	*01/07/22 14:55*	*01/10/22 18:52*	*1*
p-Terphenyl-d14 (Surr)	*116*		*60 - 148*	*01/07/22 14:55*	*01/10/22 18:52*	*1*

Method: 8081B - Organochlorine Pesticides (GC) - TCLP

Analyte	Result	Qualifier	RL	MDL	Unit	D	Prepared	Analyzed	Dil Fac
gamma-BHC (Lindane)	0.00020	U	0.00020	0.0000060	mg/L		01/07/22 11:05	01/10/22 12:48	1
Chlordane (technical)	0.0020	U	0.0020	0.000029	mg/L		01/07/22 11:05	01/10/22 12:48	1
Endrin	0.00020	U	0.00020	0.000014	mg/L		01/07/22 11:05	01/10/22 12:48	1
Heptachlor	0.00020	U	0.00020	0.0000085	mg/L		01/07/22 11:05	01/10/22 12:48	1
Heptachlor epoxide	0.00020	U *+	0.00020	0.0000053	mg/L		01/07/22 11:05	01/10/22 12:48	1
Methoxychlor	0.00020	U	0.00020	0.000014	mg/L		01/07/22 11:05	01/10/22 12:48	1
Toxaphene	0.0020	U	0.0020	0.00012	mg/L		01/07/22 11:05	01/10/22 12:48	1

Surrogate	*%Recovery*	*Qualifier*	*Limits*	*Prepared*	*Analyzed*	*Dil Fac*
DCB Decachlorobiphenyl	*73*		*20 - 120*	*01/07/22 11:05*	*01/10/22 12:48*	*1*
Tetrachloro-m-xylene	*88*		*44 - 120*	*01/07/22 11:05*	*01/10/22 12:48*	*1*

Method: 8151 - TCLP Herbicides - TCLP

Analyte	Result	Qualifier	RL	MDL	Unit	D	Prepared	Analyzed	Dil Fac
2,4-D	0.0020	U	0.0020	0.00040	mg/L		01/07/22 11:11	01/10/22 19:12	1
Silvex (2,4,5-TP)	0.0020	U	0.0020	0.00036	mg/L		01/07/22 11:11	01/10/22 19:12	1

Surrogate	*%Recovery*	*Qualifier*	*Limits*	*Prepared*	*Analyzed*	*Dil Fac*
2,4-Dichlorophenylacetic acid	*7*	*S1-*	*48 - 132*	*01/07/22 11:11*	*01/10/22 19:12*	*1*

Method: 6010C - Metals (ICP) - TCLP

Analyte	Result	Qualifier	RL	MDL	Unit	D	Prepared	Analyzed	Dil Fac
Arsenic	0.015	U	0.015	0.0056	mg/L		01/07/22 11:22	01/07/22 23:06	1
Barium	**0.20**	**J**	1.0	0.10	mg/L		01/07/22 11:22	01/07/22 23:06	1
Cadmium	**0.0016**	**J**	0.0020	0.00050	mg/L		01/07/22 11:22	01/07/22 23:06	1
Chromium	0.020	U	0.020	0.010	mg/L		01/07/22 11:22	01/07/22 23:06	1
Lead	**0.0034**	**J**	0.020	0.0030	mg/L		01/07/22 11:22	01/07/22 23:06	1
Selenium	0.025	U	0.025	0.0087	mg/L		01/07/22 11:22	01/07/22 23:06	1
Silver	0.0060	U	0.0060	0.0017	mg/L		01/07/22 11:22	01/07/22 23:06	1

Method: 7470A - TCLP Mercury - TCLP

Analyte	Result	Qualifier	RL	MDL	Unit	D	Prepared	Analyzed	Dil Fac
Mercury	0.00020	U	0.00020	0.000043	mg/L		01/07/22 12:47	01/07/22 16:48	1

General Chemistry

Analyte	Result	Qualifier	RL	MDL	Unit	D	Prepared	Analyzed	Dil Fac
Cyanide, Reactive	9.9	U	9.9	9.9	mg/Kg		01/06/22 12:52	01/06/22 13:35	1
Sulfide, Reactive	9.9	U	9.9	9.9	mg/Kg		01/06/22 12:52	01/06/22 13:00	1

Analyte	Result	Qualifier	RL	RL	Unit	D	Prepared	Analyzed	Dil Fac
Flashpoint	**>180**		50.0	50.0	Degrees F			01/12/22 14:11	1
pH	**8.1**	**HF**	0.1	0.1	SU			01/05/22 13:00	1
Temperature	**18.6**	**HF**	0.001	0.001	Degrees C			01/05/22 13:00	1

Client Sample ID: PF14

Lab Sample ID: 480-193838-14

Date Collected: 12/28/21 10:24
Date Received: 12/29/21 11:25

Matrix: Solid
Percent Solids: 86.1

Method: 8015D - Gasoline Range Organics (GRO) (GC)

Analyte	Result	Qualifier	RL	MDL	Unit	D	Prepared	Analyzed	Dil Fac
Gasoline Range Organics [C6 - C10]	1.2	J B	1.4	0.37	mg/Kg	☼	01/04/22 07:52	01/04/22 23:34	1

Surrogate	*%Recovery*	*Qualifier*	*Limits*	*Prepared*	*Analyzed*	*Dil Fac*
a,a,a-Trifluorotoluene	*79*		*46 - 156*	*01/04/22 07:52*	*01/04/22 23:34*	*1*

Method: 8015D - Diesel Range Organics (DRO) (GC)

Analyte	Result	Qualifier	RL	MDL	Unit	D	Prepared	Analyzed	Dil Fac
Diesel Range Organics [C10-C28]	19	U	19	5.7	mg/Kg	☼	01/03/22 14:39	01/05/22 16:00	1

Surrogate	*%Recovery*	*Qualifier*	*Limits*	*Prepared*	*Analyzed*	*Dil Fac*
o-Terphenyl	*79*		*48 - 125*	*01/03/22 14:39*	*01/05/22 16:00*	*1*

Method: 8082A - Polychlorinated Biphenyls (PCBs) by Gas Chromatography

Analyte	Result	Qualifier	RL	MDL	Unit	D	Prepared	Analyzed	Dil Fac
PCB-1016	0.21	U	0.21	0.041	mg/Kg	☼	01/03/22 08:48	01/04/22 16:59	1
PCB-1221	0.21	U	0.21	0.041	mg/Kg	☼	01/03/22 08:48	01/04/22 16:59	1
PCB-1232	0.21	U	0.21	0.041	mg/Kg	☼	01/03/22 08:48	01/04/22 16:59	1
PCB-1242	0.21	U	0.21	0.041	mg/Kg	☼	01/03/22 08:48	01/04/22 16:59	1
PCB-1248	0.21	U	0.21	0.041	mg/Kg	☼	01/03/22 08:48	01/04/22 16:59	1
PCB-1254	0.21	U	0.21	0.099	mg/Kg	☼	01/03/22 08:48	01/04/22 16:59	1
PCB-1260	0.21	U	0.21	0.099	mg/Kg	☼	01/03/22 08:48	01/04/22 16:59	1
PCB-1262	0.21	U	0.21	0.099	mg/Kg	☼	01/03/22 08:48	01/04/22 16:59	1
PCB-1268	0.21	U	0.21	0.099	mg/Kg	☼	01/03/22 08:48	01/04/22 16:59	1

Surrogate	*%Recovery*	*Qualifier*	*Limits*	*Prepared*	*Analyzed*	*Dil Fac*
DCB Decachlorobiphenyl	*132*		*65 - 174*	*01/03/22 08:48*	*01/04/22 16:59*	*1*
Tetrachloro-m-xylene	*125*		*60 - 154*	*01/03/22 08:48*	*01/04/22 16:59*	*1*

Client Sample ID: PF15

Lab Sample ID: 480-193838-15

Date Collected: 12/28/21 10:30
Date Received: 12/29/21 11:25

Matrix: Solid

Method: 8260C - TCLP Volatiles - TCLP

Analyte	Result	Qualifier	RL	MDL	Unit	D	Prepared	Analyzed	Dil Fac
1,1-Dichloroethene	0.010	U	0.010	0.0029	mg/L			01/11/22 11:17	10
1,2-Dichloroethane	0.010	U	0.010	0.0021	mg/L			01/11/22 11:17	10
2-Butanone (MEK)	0.050	U	0.050	0.013	mg/L			01/11/22 11:17	10
Benzene	0.010	U	0.010	0.0041	mg/L			01/11/22 11:17	10
Carbon tetrachloride	0.010	U	0.010	0.0027	mg/L			01/11/22 11:17	10
Chlorobenzene	0.010	U	0.010	0.0075	mg/L			01/11/22 11:17	10
Chloroform	0.010	U	0.010	0.0034	mg/L			01/11/22 11:17	10
Tetrachloroethene	0.010	U	0.010	0.0036	mg/L			01/11/22 11:17	10
Trichloroethene	0.010	U	0.010	0.0046	mg/L			01/11/22 11:17	10
Vinyl chloride	0.010	U	0.010	0.0090	mg/L			01/11/22 11:17	10

Surrogate	*%Recovery*	*Qualifier*	*Limits*	*Prepared*	*Analyzed*	*Dil Fac*
1,2-Dichloroethane-d4 (Surr)	*102*		*77 - 120*		*01/11/22 11:17*	*10*
4-Bromofluorobenzene (Surr)	*112*		*73 - 120*		*01/11/22 11:17*	*10*
Dibromofluoromethane (Surr)	*104*		*75 - 123*		*01/11/22 11:17*	*10*
Toluene-d8 (Surr)	*99*		*80 - 120*		*01/11/22 11:17*	*10*

Client Sample Results

Client: Brydges Engineering in Environment & Energy DPC
Project/Site: Pilgrim Village Family

Job ID: 480-193838-1

Client Sample ID: PF15

Date Collected: 12/28/21 10:30
Date Received: 12/29/21 11:25

Lab Sample ID: 480-193838-15

Matrix: Solid

Method: 8270D - Semivolatile Organic Compounds (GC/MS) - TCLP

Analyte	Result	Qualifier	RL	MDL	Unit	D	Prepared	Analyzed	Dil Fac
1,4-Dichlorobenzene	0.040	U	0.040	0.0018	mg/L		01/07/22 14:55	01/10/22 19:15	1
2,4,5-Trichlorophenol	0.020	U	0.020	0.0019	mg/L		01/07/22 14:55	01/10/22 19:15	1
2,4,6-Trichlorophenol	0.020	U	0.020	0.0024	mg/L		01/07/22 14:55	01/10/22 19:15	1
2,4-Dinitrotoluene	0.020	U	0.020	0.0017	mg/L		01/07/22 14:55	01/10/22 19:15	1
2-Methylphenol	0.020	U	0.020	0.0016	mg/L		01/07/22 14:55	01/10/22 19:15	1
3-Methylphenol	0.040	U	0.040	0.0016	mg/L		01/07/22 14:55	01/10/22 19:15	1
4-Methylphenol	0.040	U	0.040	0.0014	mg/L		01/07/22 14:55	01/10/22 19:15	1
Hexachlorobenzene	0.020	U	0.020	0.0020	mg/L		01/07/22 14:55	01/10/22 19:15	1
Hexachlorobutadiene	0.020	U	0.020	0.0027	mg/L		01/07/22 14:55	01/10/22 19:15	1
Hexachloroethane	0.020	U	0.020	0.0023	mg/L		01/07/22 14:55	01/10/22 19:15	1
Nitrobenzene	0.020	U	0.020	0.0011	mg/L		01/07/22 14:55	01/10/22 19:15	1
Pentachlorophenol	0.040	U	0.040	0.0088	mg/L		01/07/22 14:55	01/10/22 19:15	1
Pyridine	0.10	U	0.10	0.0016	mg/L		01/07/22 14:55	01/10/22 19:15	1

Surrogate	*%Recovery*	*Qualifier*	*Limits*	*Prepared*	*Analyzed*	*Dil Fac*
2,4,6-Tribromophenol (Surr)	*101*		*41 - 120*	*01/07/22 14:55*	*01/10/22 19:15*	*1*
2-Fluorobiphenyl (Surr)	*105*		*48 - 120*	*01/07/22 14:55*	*01/10/22 19:15*	*1*
2-Fluorophenol (Surr)	*52*		*35 - 120*	*01/07/22 14:55*	*01/10/22 19:15*	*1*
Nitrobenzene-d5 (Surr)	*100*		*46 - 120*	*01/07/22 14:55*	*01/10/22 19:15*	*1*
Phenol-d5 (Surr)	*38*		*22 - 120*	*01/07/22 14:55*	*01/10/22 19:15*	*1*
p-Terphenyl-d14 (Surr)	*119*		*60 - 148*	*01/07/22 14:55*	*01/10/22 19:15*	*1*

Method: 8081B - Organochlorine Pesticides (GC) - TCLP

Analyte	Result	Qualifier	RL	MDL	Unit	D	Prepared	Analyzed	Dil Fac
gamma-BHC (Lindane)	0.00020	U	0.00020	0.0000060	mg/L		01/07/22 11:05	01/10/22 13:07	1
Chlordane (technical)	0.0020	U	0.0020	0.000029	mg/L		01/07/22 11:05	01/10/22 13:07	1
Endrin	0.00020	U	0.00020	0.000014	mg/L		01/07/22 11:05	01/10/22 13:07	1
Heptachlor	0.00020	U	0.00020	0.0000085	mg/L		01/07/22 11:05	01/10/22 13:07	1
Heptachlor epoxide	0.00020	U *+	0.00020	0.0000053	mg/L		01/07/22 11:05	01/10/22 13:07	1
Methoxychlor	0.00020	U	0.00020	0.000014	mg/L		01/07/22 11:05	01/10/22 13:07	1
Toxaphene	0.0020	U	0.0020	0.00012	mg/L		01/07/22 11:05	01/10/22 13:07	1

Surrogate	*%Recovery*	*Qualifier*	*Limits*	*Prepared*	*Analyzed*	*Dil Fac*
DCB Decachlorobiphenyl	*88*		*20 - 120*	*01/07/22 11:05*	*01/10/22 13:07*	*1*
Tetrachloro-m-xylene	*90*		*44 - 120*	*01/07/22 11:05*	*01/10/22 13:07*	*1*

Method: 8151 - TCLP Herbicides - TCLP

Analyte	Result	Qualifier	RL	MDL	Unit	D	Prepared	Analyzed	Dil Fac
2,4-D	0.0020	U	0.0020	0.00040	mg/L		01/07/22 11:11	01/10/22 19:41	1
Silvex (2,4,5-TP)	0.0020	U	0.0020	0.00036	mg/L		01/07/22 11:11	01/10/22 19:41	1

Surrogate	*%Recovery*	*Qualifier*	*Limits*	*Prepared*	*Analyzed*	*Dil Fac*
2,4-Dichlorophenylacetic acid	*8*	*S1-*	*48 - 132*	*01/07/22 11:11*	*01/10/22 19:41*	*1*

Method: 6010C - Metals (ICP) - TCLP

Analyte	Result	Qualifier	RL	MDL	Unit	D	Prepared	Analyzed	Dil Fac
Arsenic	0.015	U	0.015	0.0056	mg/L		01/07/22 11:22	01/07/22 23:10	1
Barium	**0.37**	**J**	1.0	0.10	mg/L		01/07/22 11:22	01/07/22 23:10	1
Cadmium	**0.0029**		0.0020	0.00050	mg/L		01/07/22 11:22	01/07/22 23:10	1
Chromium	0.020	U	0.020	0.010	mg/L		01/07/22 11:22	01/07/22 23:10	1
Lead	**0.13**		0.020	0.0030	mg/L		01/07/22 11:22	01/07/22 23:10	1

Client Sample ID: PF15

Lab Sample ID: 480-193838-15

Date Collected: 12/28/21 10:30
Matrix: Solid
Date Received: 12/29/21 11:25

Method: 6010C - Metals (ICP) - TCLP (Continued)

Analyte	Result	Qualifier	RL	MDL	Unit	D	Prepared	Analyzed	Dil Fac
Selenium	0.025	U	0.025	0.0087	mg/L		01/07/22 11:22	01/07/22 23:10	1
Silver	0.0060	U	0.0060	0.0017	mg/L		01/07/22 11:22	01/07/22 23:10	1

Method: 7470A - TCLP Mercury - TCLP

Analyte	Result	Qualifier	RL	MDL	Unit	D	Prepared	Analyzed	Dil Fac
Mercury	0.00020	U	0.00020	0.000043	mg/L		01/07/22 12:47	01/07/22 16:50	1

General Chemistry

Analyte	Result	Qualifier	RL	MDL	Unit	D	Prepared	Analyzed	Dil Fac
Cyanide, Reactive	10	U	10	10	mg/Kg		01/06/22 12:52	01/06/22 13:39	1
Sulfide, Reactive	10	U	10	10	mg/Kg		01/06/22 12:52	01/06/22 13:00	1

Analyte	Result	Qualifier	RL	RL	Unit	D	Prepared	Analyzed	Dil Fac
Flashpoint	**>180**		50.0	50.0	Degrees F			01/12/22 14:11	1
pH	**7.8**	**HF**	0.1	0.1	SU			01/05/22 13:00	1
Temperature	**18.8**	**HF**	0.001	0.001	Degrees C			01/05/22 13:00	1

Client Sample ID: PF15

Lab Sample ID: 480-193838-15

Date Collected: 12/28/21 10:30
Matrix: Solid
Date Received: 12/29/21 11:25
Percent Solids: 86.2

Method: 8015D - Gasoline Range Organics (GRO) (GC)

Analyte	Result	Qualifier	RL	MDL	Unit	D	Prepared	Analyzed	Dil Fac
Gasoline Range Organics [C6 - C10]	**1.2**	**J B**	1.4	0.36	mg/Kg	☼	01/04/22 07:52	01/05/22 00:10	1

Surrogate	*%Recovery*	*Qualifier*	*Limits*	*Prepared*	*Analyzed*	*Dil Fac*
a,a,a-Trifluorotoluene	*84*		*46 - 156*	*01/04/22 07:52*	*01/05/22 00:10*	*1*

Method: 8015D - Diesel Range Organics (DRO) (GC)

Analyte	Result	Qualifier	RL	MDL	Unit	D	Prepared	Analyzed	Dil Fac
Diesel Range Organics [C10-C28]	**6.6**	**J**	19	5.8	mg/Kg	☼	01/03/22 14:39	01/05/22 14:48	1

Surrogate	*%Recovery*	*Qualifier*	*Limits*	*Prepared*	*Analyzed*	*Dil Fac*
o-Terphenyl	*88*		*48 - 125*	*01/03/22 14:39*	*01/05/22 14:48*	*1*

Method: 8082A - Polychlorinated Biphenyls (PCBs) by Gas Chromatography

Analyte	Result	Qualifier	RL	MDL	Unit	D	Prepared	Analyzed	Dil Fac
PCB-1016	0.27	U	0.27	0.053	mg/Kg	☼	01/03/22 08:48	01/04/22 16:21	1
PCB-1221	0.27	U	0.27	0.053	mg/Kg	☼	01/03/22 08:48	01/04/22 16:21	1
PCB-1232	0.27	U	0.27	0.053	mg/Kg	☼	01/03/22 08:48	01/04/22 16:21	1
PCB-1242	0.27	U	0.27	0.053	mg/Kg	☼	01/03/22 08:48	01/04/22 16:21	1
PCB-1248	0.27	U	0.27	0.053	mg/Kg	☼	01/03/22 08:48	01/04/22 16:21	1
PCB-1254	0.27	U	0.27	0.13	mg/Kg	☼	01/03/22 08:48	01/04/22 16:21	1
PCB-1260	0.27	U	0.27	0.13	mg/Kg	☼	01/03/22 08:48	01/04/22 16:21	1
PCB-1262	0.27	U	0.27	0.13	mg/Kg	☼	01/03/22 08:48	01/04/22 16:21	1
PCB-1268	0.27	U	0.27	0.13	mg/Kg	☼	01/03/22 08:48	01/04/22 16:21	1

Surrogate	*%Recovery*	*Qualifier*	*Limits*	*Prepared*	*Analyzed*	*Dil Fac*
DCB Decachlorobiphenyl	*103*		*65 - 174*	*01/03/22 08:48*	*01/04/22 16:21*	*1*
Tetrachloro-m-xylene	*98*		*60 - 154*	*01/03/22 08:48*	*01/04/22 16:21*	*1*

Client Sample Results

Client: Brydges Engineering in Environment & Energy DPC
Project/Site: Pilgrim Village Family

Job ID: 480-193838-1

Client Sample ID: PF16

Date Collected: 12/28/21 10:36
Date Received: 12/29/21 11:25

Lab Sample ID: 480-193838-16

Matrix: Solid

Method: 8260C - TCLP Volatiles - TCLP

Analyte	Result	Qualifier	RL	MDL	Unit	D	Prepared	Analyzed	Dil Fac
1,1-Dichloroethene	0.010	U	0.010	0.0029	mg/L			01/11/22 11:39	10
1,2-Dichloroethane	0.010	U	0.010	0.0021	mg/L			01/11/22 11:39	10
2-Butanone (MEK)	0.050	U	0.050	0.013	mg/L			01/11/22 11:39	10
Benzene	0.010	U	0.010	0.0041	mg/L			01/11/22 11:39	10
Carbon tetrachloride	0.010	U	0.010	0.0027	mg/L			01/11/22 11:39	10
Chlorobenzene	0.010	U	0.010	0.0075	mg/L			01/11/22 11:39	10
Chloroform	0.010	U	0.010	0.0034	mg/L			01/11/22 11:39	10
Tetrachloroethene	0.010	U	0.010	0.0036	mg/L			01/11/22 11:39	10
Trichloroethene	0.010	U	0.010	0.0046	mg/L			01/11/22 11:39	10
Vinyl chloride	0.010	U	0.010	0.0090	mg/L			01/11/22 11:39	10

Surrogate	*%Recovery*	*Qualifier*	*Limits*	*Prepared*	*Analyzed*	*Dil Fac*
1,2-Dichloroethane-d4 (Surr)	*104*		*77 - 120*		*01/11/22 11:39*	*10*
4-Bromofluorobenzene (Surr)	*109*		*73 - 120*		*01/11/22 11:39*	*10*
Dibromofluoromethane (Surr)	*107*		*75 - 123*		*01/11/22 11:39*	*10*
Toluene-d8 (Surr)	*100*		*80 - 120*		*01/11/22 11:39*	*10*

Method: 8270D - Semivolatile Organic Compounds (GC/MS) - TCLP

Analyte	Result	Qualifier	RL	MDL	Unit	D	Prepared	Analyzed	Dil Fac
1,4-Dichlorobenzene	0.040	U	0.040	0.0018	mg/L		01/07/22 14:55	01/10/22 19:39	1
2,4,5-Trichlorophenol	0.020	U	0.020	0.0019	mg/L		01/07/22 14:55	01/10/22 19:39	1
2,4,6-Trichlorophenol	0.020	U	0.020	0.0024	mg/L		01/07/22 14:55	01/10/22 19:39	1
2,4-Dinitrotoluene	0.020	U	0.020	0.0017	mg/L		01/07/22 14:55	01/10/22 19:39	1
2-Methylphenol	0.020	U	0.020	0.0016	mg/L		01/07/22 14:55	01/10/22 19:39	1
3-Methylphenol	0.040	U	0.040	0.0016	mg/L		01/07/22 14:55	01/10/22 19:39	1
4-Methylphenol	0.040	U	0.040	0.0014	mg/L		01/07/22 14:55	01/10/22 19:39	1
Hexachlorobenzene	0.020	U	0.020	0.0020	mg/L		01/07/22 14:55	01/10/22 19:39	1
Hexachlorobutadiene	0.020	U	0.020	0.0027	mg/L		01/07/22 14:55	01/10/22 19:39	1
Hexachloroethane	0.020	U	0.020	0.0023	mg/L		01/07/22 14:55	01/10/22 19:39	1
Nitrobenzene	0.020	U	0.020	0.0011	mg/L		01/07/22 14:55	01/10/22 19:39	1
Pentachlorophenol	0.040	U	0.040	0.0088	mg/L		01/07/22 14:55	01/10/22 19:39	1
Pyridine	0.10	U	0.10	0.0016	mg/L		01/07/22 14:55	01/10/22 19:39	1

Surrogate	*%Recovery*	*Qualifier*	*Limits*	*Prepared*	*Analyzed*	*Dil Fac*
2,4,6-Tribromophenol (Surr)	*103*		*41 - 120*	*01/07/22 14:55*	*01/10/22 19:39*	*1*
2-Fluorobiphenyl (Surr)	*90*		*48 - 120*	*01/07/22 14:55*	*01/10/22 19:39*	*1*
2-Fluorophenol (Surr)	*49*		*35 - 120*	*01/07/22 14:55*	*01/10/22 19:39*	*1*
Nitrobenzene-d5 (Surr)	*86*		*46 - 120*	*01/07/22 14:55*	*01/10/22 19:39*	*1*
Phenol-d5 (Surr)	*35*		*22 - 120*	*01/07/22 14:55*	*01/10/22 19:39*	*1*
p-Terphenyl-d14 (Surr)	*115*		*60 - 148*	*01/07/22 14:55*	*01/10/22 19:39*	*1*

Method: 8081B - Organochlorine Pesticides (GC) - TCLP

Analyte	Result	Qualifier	RL	MDL	Unit	D	Prepared	Analyzed	Dil Fac
gamma-BHC (Lindane)	0.00020	U	0.00020	0.0000060	mg/L		01/07/22 11:05	01/10/22 13:27	1
Chlordane (technical)	0.0020	U	0.0020	0.000029	mg/L		01/07/22 11:05	01/10/22 13:27	1
Endrin	0.00020	U	0.00020	0.000014	mg/L		01/07/22 11:05	01/10/22 13:27	1
Heptachlor	0.00020	U	0.00020	0.0000085	mg/L		01/07/22 11:05	01/10/22 13:27	1
Heptachlor epoxide	0.00020	U *+	0.00020	0.0000053	mg/L		01/07/22 11:05	01/10/22 13:27	1
Methoxychlor	0.00020	U	0.00020	0.000014	mg/L		01/07/22 11:05	01/10/22 13:27	1
Toxaphene	0.0020	U	0.0020	0.00012	mg/L		01/07/22 11:05	01/10/22 13:27	1

Client Sample ID: PF16
Date Collected: 12/28/21 10:36
Date Received: 12/29/21 11:25

Lab Sample ID: 480-193838-16
Matrix: Solid

Surrogate	%Recovery	Qualifier	Limits	Prepared	Analyzed	Dil Fac
DCB Decachlorobiphenyl	75		20 - 120	01/07/22 11:05	01/10/22 13:27	1
Tetrachloro-m-xylene	85		44 - 120	01/07/22 11:05	01/10/22 13:27	1

Method: 8151 - TCLP Herbicides - TCLP

Analyte	Result	Qualifier	RL	MDL	Unit	D	Prepared	Analyzed	Dil Fac
2,4-D	0.0020	U	0.0020	0.00040	mg/L		01/07/22 11:11	01/10/22 20:11	1
Silvex (2,4,5-TP)	0.0020	U	0.0020	0.00036	mg/L		01/07/22 11:11	01/10/22 20:11	1

Surrogate	%Recovery	Qualifier	Limits	Prepared	Analyzed	Dil Fac
2,4-Dichlorophenylacetic acid	5	S1-	48 - 132	01/07/22 11:11	01/10/22 20:11	1

Method: 6010C - Metals (ICP) - TCLP

Analyte	Result	Qualifier	RL	MDL	Unit	D	Prepared	Analyzed	Dil Fac
Arsenic	0.015	U	0.015	0.0056	mg/L		01/07/22 11:22	01/07/22 23:13	1
Barium	**0.82**	**J**	1.0	0.10	mg/L		01/07/22 11:22	01/07/22 23:13	1
Cadmium	**0.0022**		0.0020	0.00050	mg/L		01/07/22 11:22	01/07/22 23:13	1
Chromium	0.020	U	0.020	0.010	mg/L		01/07/22 11:22	01/07/22 23:13	1
Lead	**0.037**		0.020	0.0030	mg/L		01/07/22 11:22	01/07/22 23:13	1
Selenium	0.025	U	0.025	0.0087	mg/L		01/07/22 11:22	01/07/22 23:13	1
Silver	0.0060	U	0.0060	0.0017	mg/L		01/07/22 11:22	01/07/22 23:13	1

Method: 7470A - TCLP Mercury - TCLP

Analyte	Result	Qualifier	RL	MDL	Unit	D	Prepared	Analyzed	Dil Fac
Mercury	0.00020	U	0.00020	0.000043	mg/L		01/07/22 12:47	01/07/22 16:51	1

General Chemistry

Analyte	Result	Qualifier	RL	MDL	Unit	D	Prepared	Analyzed	Dil Fac
Cyanide, Reactive	10	U	10	10	mg/Kg		01/06/22 12:52	01/06/22 13:41	1
Sulfide, Reactive	10	U	10	10	mg/Kg		01/06/22 12:52	01/06/22 13:00	1

Analyte	Result	Qualifier	RL	RL	Unit	D	Prepared	Analyzed	Dil Fac
Flashpoint	**>175**		50.0	50.0	Degrees F			01/12/22 20:45	1
pH	**7.8**	**HF**	0.1	0.1	SU			01/05/22 13:00	1
Temperature	**19.1**	**HF**	0.001	0.001	Degrees C			01/05/22 13:00	1

Client Sample ID: PF16
Date Collected: 12/28/21 10:36
Date Received: 12/29/21 11:25

Lab Sample ID: 480-193838-16
Matrix: Solid
Percent Solids: 86.5

Method: 8015D - Gasoline Range Organics (GRO) (GC)

Analyte	Result	Qualifier	RL	MDL	Unit	D	Prepared	Analyzed	Dil Fac
Gasoline Range Organics [C6 - C10]	**1.1**	**J B**	1.3	0.34	mg/Kg	☼	01/04/22 07:52	01/05/22 00:46	1

Surrogate	%Recovery	Qualifier	Limits	Prepared	Analyzed	Dil Fac
a,a,a-Trifluorotoluene	85		46 - 156	01/04/22 07:52	01/05/22 00:46	1

Method: 8015D - Diesel Range Organics (DRO) (GC)

Analyte	Result	Qualifier	RL	MDL	Unit	D	Prepared	Analyzed	Dil Fac
Diesel Range Organics [C10-C28]	**8.7**	**J**	19	5.6	mg/Kg	☼	01/03/22 14:39	01/05/22 16:35	1

Surrogate	%Recovery	Qualifier	Limits	Prepared	Analyzed	Dil Fac
o-Terphenyl	80		48 - 125	01/03/22 14:39	01/05/22 16:35	1

Client Sample ID: PF16

Lab Sample ID: 480-193838-16

Date Collected: 12/28/21 10:36
Matrix: Solid
Date Received: 12/29/21 11:25
Percent Solids: 86.5

Method: 8082A - Polychlorinated Biphenyls (PCBs) by Gas Chromatography

Analyte	Result	Qualifier	RL	MDL	Unit	D	Prepared	Analyzed	Dil Fac
PCB-1016	0.21	U	0.21	0.041	mg/Kg	☼	01/03/22 08:48	01/04/22 17:12	1
PCB-1221	0.21	U	0.21	0.041	mg/Kg	☼	01/03/22 08:48	01/04/22 17:12	1
PCB-1232	0.21	U	0.21	0.041	mg/Kg	☼	01/03/22 08:48	01/04/22 17:12	1
PCB-1242	0.21	U	0.21	0.041	mg/Kg	☼	01/03/22 08:48	01/04/22 17:12	1
PCB-1248	0.21	U	0.21	0.041	mg/Kg	☼	01/03/22 08:48	01/04/22 17:12	1
PCB-1254	0.21	U	0.21	0.098	mg/Kg	☼	01/03/22 08:48	01/04/22 17:12	1
PCB-1260	0.21	U	0.21	0.098	mg/Kg	☼	01/03/22 08:48	01/04/22 17:12	1
PCB-1262	0.21	U	0.21	0.098	mg/Kg	☼	01/03/22 08:48	01/04/22 17:12	1
PCB-1268	0.21	U	0.21	0.098	mg/Kg	☼	01/03/22 08:48	01/04/22 17:12	1

Surrogate	*%Recovery*	*Qualifier*	*Limits*	*Prepared*	*Analyzed*	*Dil Fac*
DCB Decachlorobiphenyl	*133*		*65 - 174*	*01/03/22 08:48*	*01/04/22 17:12*	*1*
Tetrachloro-m-xylene	*124*		*60 - 154*	*01/03/22 08:48*	*01/04/22 17:12*	*1*

Client Sample ID: PF17

Lab Sample ID: 480-193838-17

Date Collected: 12/28/21 10:42
Matrix: Solid
Date Received: 12/29/21 11:25

Method: 8260C - TCLP Volatiles - TCLP

Analyte	Result	Qualifier	RL	MDL	Unit	D	Prepared	Analyzed	Dil Fac
1,1-Dichloroethene	0.010	U	0.010	0.0029	mg/L			01/11/22 12:01	10
1,2-Dichloroethane	0.010	U	0.010	0.0021	mg/L			01/11/22 12:01	10
2-Butanone (MEK)	0.050	U	0.050	0.013	mg/L			01/11/22 12:01	10
Benzene	0.010	U	0.010	0.0041	mg/L			01/11/22 12:01	10
Carbon tetrachloride	0.010	U	0.010	0.0027	mg/L			01/11/22 12:01	10
Chlorobenzene	0.010	U	0.010	0.0075	mg/L			01/11/22 12:01	10
Chloroform	0.010	U	0.010	0.0034	mg/L			01/11/22 12:01	10
Tetrachloroethene	0.010	U	0.010	0.0036	mg/L			01/11/22 12:01	10
Trichloroethene	0.010	U	0.010	0.0046	mg/L			01/11/22 12:01	10
Vinyl chloride	0.010	U	0.010	0.0090	mg/L			01/11/22 12:01	10

Surrogate	*%Recovery*	*Qualifier*	*Limits*	*Prepared*	*Analyzed*	*Dil Fac*
1,2-Dichloroethane-d4 (Surr)	*103*		*77 - 120*		*01/11/22 12:01*	*10*
4-Bromofluorobenzene (Surr)	*109*		*73 - 120*		*01/11/22 12:01*	*10*
Dibromofluoromethane (Surr)	*107*		*75 - 123*		*01/11/22 12:01*	*10*
Toluene-d8 (Surr)	*102*		*80 - 120*		*01/11/22 12:01*	*10*

Method: 8270D - Semivolatile Organic Compounds (GC/MS) - TCLP

Analyte	Result	Qualifier	RL	MDL	Unit	D	Prepared	Analyzed	Dil Fac
1,4-Dichlorobenzene	0.040	U	0.040	0.0018	mg/L		01/07/22 14:55	01/10/22 20:03	1
2,4,5-Trichlorophenol	0.020	U	0.020	0.0019	mg/L		01/07/22 14:55	01/10/22 20:03	1
2,4,6-Trichlorophenol	0.020	U	0.020	0.0024	mg/L		01/07/22 14:55	01/10/22 20:03	1
2,4-Dinitrotoluene	0.020	U	0.020	0.0017	mg/L		01/07/22 14:55	01/10/22 20:03	1
2-Methylphenol	0.020	U	0.020	0.0016	mg/L		01/07/22 14:55	01/10/22 20:03	1
3-Methylphenol	0.040	U	0.040	0.0016	mg/L		01/07/22 14:55	01/10/22 20:03	1
4-Methylphenol	0.040	U	0.040	0.0014	mg/L		01/07/22 14:55	01/10/22 20:03	1
Hexachlorobenzene	0.020	U	0.020	0.0020	mg/L		01/07/22 14:55	01/10/22 20:03	1
Hexachlorobutadiene	0.020	U	0.020	0.0027	mg/L		01/07/22 14:55	01/10/22 20:03	1
Hexachloroethane	0.020	U	0.020	0.0023	mg/L		01/07/22 14:55	01/10/22 20:03	1
Nitrobenzene	0.020	U	0.020	0.0011	mg/L		01/07/22 14:55	01/10/22 20:03	1
Pentachlorophenol	0.040	U	0.040	0.0088	mg/L		01/07/22 14:55	01/10/22 20:03	1

Client Sample Results

Client: Brydges Engineering in Environment & Energy DPC
Project/Site: Pilgrim Village Family

Job ID: 480-193838-1

Client Sample ID: PF17

Date Collected: 12/28/21 10:42
Date Received: 12/29/21 11:25

Lab Sample ID: 480-193838-17

Matrix: Solid

Method: 8270D - Semivolatile Organic Compounds (GC/MS) - TCLP (Continued)

Analyte	Result	Qualifier	RL	MDL	Unit	D	Prepared	Analyzed	Dil Fac
Pyridine	0.10	U	0.10	0.0016	mg/L		01/07/22 14:55	01/10/22 20:03	1

Surrogate	*%Recovery*	*Qualifier*	*Limits*	*Prepared*	*Analyzed*	*Dil Fac*
2,4,6-Tribromophenol (Surr)	*90*		*41 - 120*	*01/07/22 14:55*	*01/10/22 20:03*	*1*
2-Fluorobiphenyl (Surr)	*95*		*48 - 120*	*01/07/22 14:55*	*01/10/22 20:03*	*1*
2-Fluorophenol (Surr)	*51*		*35 - 120*	*01/07/22 14:55*	*01/10/22 20:03*	*1*
Nitrobenzene-d5 (Surr)	*90*		*46 - 120*	*01/07/22 14:55*	*01/10/22 20:03*	*1*
Phenol-d5 (Surr)	*35*		*22 - 120*	*01/07/22 14:55*	*01/10/22 20:03*	*1*
p-Terphenyl-d14 (Surr)	*103*		*60 - 148*	*01/07/22 14:55*	*01/10/22 20:03*	*1*

Method: 8081B - Organochlorine Pesticides (GC) - TCLP

Analyte	Result	Qualifier	RL	MDL	Unit	D	Prepared	Analyzed	Dil Fac
gamma-BHC (Lindane)	0.00020	U	0.00020	0.0000060	mg/L		01/07/22 11:05	01/10/22 13:46	1
Chlordane (technical)	0.0020	U	0.0020	0.000029	mg/L		01/07/22 11:05	01/10/22 13:46	1
Endrin	0.00020	U	0.00020	0.000014	mg/L		01/07/22 11:05	01/10/22 13:46	1
Heptachlor	0.00020	U	0.00020	0.0000085	mg/L		01/07/22 11:05	01/10/22 13:46	1
Heptachlor epoxide	0.00020	U *+	0.00020	0.0000053	mg/L		01/07/22 11:05	01/10/22 13:46	1
Methoxychlor	0.00020	U	0.00020	0.000014	mg/L		01/07/22 11:05	01/10/22 13:46	1
Toxaphene	0.0020	U	0.0020	0.00012	mg/L		01/07/22 11:05	01/10/22 13:46	1

Surrogate	*%Recovery*	*Qualifier*	*Limits*	*Prepared*	*Analyzed*	*Dil Fac*
DCB Decachlorobiphenyl	*78*		*20 - 120*	*01/07/22 11:05*	*01/10/22 13:46*	*1*
Tetrachloro-m-xylene	*86*		*44 - 120*	*01/07/22 11:05*	*01/10/22 13:46*	*1*

Method: 8151 - TCLP Herbicides - TCLP

Analyte	Result	Qualifier	RL	MDL	Unit	D	Prepared	Analyzed	Dil Fac
2,4-D	0.0020	U	0.0020	0.00040	mg/L		01/07/22 11:11	01/10/22 20:40	1
Silvex (2,4,5-TP)	0.0020	U	0.0020	0.00036	mg/L		01/07/22 11:11	01/10/22 20:40	1

Surrogate	*%Recovery*	*Qualifier*	*Limits*	*Prepared*	*Analyzed*	*Dil Fac*
2,4-Dichlorophenylacetic acid	*14*	*S1-*	*48 - 132*	*01/07/22 11:11*	*01/10/22 20:40*	*1*

Method: 6010C - Metals (ICP) - TCLP

Analyte	Result	Qualifier	RL	MDL	Unit	D	Prepared	Analyzed	Dil Fac
Arsenic	0.015	U	0.015	0.0056	mg/L		01/07/22 11:22	01/07/22 23:18	1
Barium	**0.78**	**J**	1.0	0.10	mg/L		01/07/22 11:22	01/07/22 23:18	1
Cadmium	**0.0028**		0.0020	0.00050	mg/L		01/07/22 11:22	01/07/22 23:18	1
Chromium	0.020	U	0.020	0.010	mg/L		01/07/22 11:22	01/07/22 23:18	1
Lead	**0.038**		0.020	0.0030	mg/L		01/07/22 11:22	01/07/22 23:18	1
Selenium	0.025	U	0.025	0.0087	mg/L		01/07/22 11:22	01/07/22 23:18	1
Silver	0.0060	U	0.0060	0.0017	mg/L		01/07/22 11:22	01/07/22 23:18	1

Method: 7470A - TCLP Mercury - TCLP

Analyte	Result	Qualifier	RL	MDL	Unit	D	Prepared	Analyzed	Dil Fac
Mercury	0.00020	U	0.00020	0.000043	mg/L		01/07/22 12:47	01/07/22 16:52	1

General Chemistry

Analyte	Result	Qualifier	RL	MDL	Unit	D	Prepared	Analyzed	Dil Fac
Cyanide, Reactive	9.9	U	9.9	9.9	mg/Kg		01/06/22 12:52	01/06/22 13:42	1
Sulfide, Reactive	9.9	U	9.9	9.9	mg/Kg		01/06/22 12:52	01/06/22 13:00	1

Client Sample ID: PF17
Date Collected: 12/28/21 10:42
Date Received: 12/29/21 11:25

Lab Sample ID: 480-193838-17
Matrix: Solid

Analyte	Result	Qualifier	RL	RL	Unit	D	Prepared	Analyzed	Dil Fac
Flashpoint	**>180**		50.0	50.0	Degrees F			01/12/22 20:39	1
pH	**8.1**	**HF**	0.1	0.1	SU			01/06/22 10:45	1
Temperature	**20.2**	**HF**	0.001	0.001	Degrees C			01/06/22 10:45	1

Client Sample ID: PF17
Date Collected: 12/28/21 10:42
Date Received: 12/29/21 11:25

Lab Sample ID: 480-193838-17
Matrix: Solid
Percent Solids: 84.6

Method: 8015D - Gasoline Range Organics (GRO) (GC)

Analyte	Result	Qualifier	RL	MDL	Unit	D	Prepared	Analyzed	Dil Fac
Gasoline Range Organics [C6 - C10]	1.5	U	1.5	0.39	mg/Kg	☼	01/04/22 07:52	01/05/22 01:22	1

Surrogate	*%Recovery*	*Qualifier*	*Limits*	*Prepared*	*Analyzed*	*Dil Fac*
a,a,a-Trifluorotoluene	*83*		*46 - 156*	*01/04/22 07:52*	*01/05/22 01:22*	*1*

Method: 8015D - Diesel Range Organics (DRO) (GC)

Analyte	Result	Qualifier	RL	MDL	Unit	D	Prepared	Analyzed	Dil Fac
Diesel Range Organics [C10-C28]	**8.1**	**J**	20	5.9	mg/Kg	☼	01/03/22 14:39	01/05/22 17:11	1

Surrogate	*%Recovery*	*Qualifier*	*Limits*	*Prepared*	*Analyzed*	*Dil Fac*
o-Terphenyl	*79*		*48 - 125*	*01/03/22 14:39*	*01/05/22 17:11*	*1*

Method: 8082A - Polychlorinated Biphenyls (PCBs) by Gas Chromatography

Analyte	Result	Qualifier	RL	MDL	Unit	D	Prepared	Analyzed	Dil Fac
PCB-1016	0.24	U	0.24	0.046	mg/Kg	☼	01/03/22 08:48	01/04/22 17:25	1
PCB-1221	0.24	U	0.24	0.046	mg/Kg	☼	01/03/22 08:48	01/04/22 17:25	1
PCB-1232	0.24	U	0.24	0.046	mg/Kg	☼	01/03/22 08:48	01/04/22 17:25	1
PCB-1242	0.24	U	0.24	0.046	mg/Kg	☼	01/03/22 08:48	01/04/22 17:25	1
PCB-1248	0.24	U	0.24	0.046	mg/Kg	☼	01/03/22 08:48	01/04/22 17:25	1
PCB-1254	0.24	U	0.24	0.11	mg/Kg	☼	01/03/22 08:48	01/04/22 17:25	1
PCB-1260	**0.13**	**J**	0.24	0.11	mg/Kg	☼	01/03/22 08:48	01/04/22 17:25	1
PCB-1262	0.24	U	0.24	0.11	mg/Kg	☼	01/03/22 08:48	01/04/22 17:25	1
PCB-1268	0.24	U	0.24	0.11	mg/Kg	☼	01/03/22 08:48	01/04/22 17:25	1

Surrogate	*%Recovery*	*Qualifier*	*Limits*	*Prepared*	*Analyzed*	*Dil Fac*
DCB Decachlorobiphenyl	*138*		*65 - 174*	*01/03/22 08:48*	*01/04/22 17:25*	*1*
Tetrachloro-m-xylene	*130*		*60 - 154*	*01/03/22 08:48*	*01/04/22 17:25*	*1*

Client Sample ID: PF18
Date Collected: 12/28/21 10:48
Date Received: 12/29/21 11:25

Lab Sample ID: 480-193838-18
Matrix: Solid

Method: 8260C - TCLP Volatiles - TCLP

Analyte	Result	Qualifier	RL	MDL	Unit	D	Prepared	Analyzed	Dil Fac
1,1-Dichloroethene	0.010	U	0.010	0.0029	mg/L			01/11/22 12:23	10
1,2-Dichloroethane	0.010	U	0.010	0.0021	mg/L			01/11/22 12:23	10
2-Butanone (MEK)	0.050	U	0.050	0.013	mg/L			01/11/22 12:23	10
Benzene	0.010	U	0.010	0.0041	mg/L			01/11/22 12:23	10
Carbon tetrachloride	0.010	U	0.010	0.0027	mg/L			01/11/22 12:23	10
Chlorobenzene	0.010	U	0.010	0.0075	mg/L			01/11/22 12:23	10
Chloroform	0.010	U	0.010	0.0034	mg/L			01/11/22 12:23	10
Tetrachloroethene	0.010	U	0.010	0.0036	mg/L			01/11/22 12:23	10
Trichloroethene	0.010	U	0.010	0.0046	mg/L			01/11/22 12:23	10

Client Sample ID: PF18
Lab Sample ID: 480-193838-18

Date Collected: 12/28/21 10:48
Matrix: Solid
Date Received: 12/29/21 11:25

Method: 8260C - TCLP Volatiles - TCLP (Continued)

Analyte	Result	Qualifier	RL	MDL	Unit	D	Prepared	Analyzed	Dil Fac
Vinyl chloride	0.010	U	0.010	0.0090	mg/L			01/11/22 12:23	10

Surrogate	*%Recovery*	*Qualifier*	*Limits*	*Prepared*	*Analyzed*	*Dil Fac*
1,2-Dichloroethane-d4 (Surr)	*104*		*77 - 120*		*01/11/22 12:23*	*10*
4-Bromofluorobenzene (Surr)	*107*		*73 - 120*		*01/11/22 12:23*	*10*
Dibromofluoromethane (Surr)	*108*		*75 - 123*		*01/11/22 12:23*	*10*
Toluene-d8 (Surr)	*102*		*80 - 120*		*01/11/22 12:23*	*10*

Method: 8270D - Semivolatile Organic Compounds (GC/MS) - TCLP

Analyte	Result	Qualifier	RL	MDL	Unit	D	Prepared	Analyzed	Dil Fac
1,4-Dichlorobenzene	0.040	U	0.040	0.0018	mg/L		01/07/22 14:55	01/10/22 20:26	1
2,4,5-Trichlorophenol	0.020	U	0.020	0.0019	mg/L		01/07/22 14:55	01/10/22 20:26	1
2,4,6-Trichlorophenol	0.020	U	0.020	0.0024	mg/L		01/07/22 14:55	01/10/22 20:26	1
2,4-Dinitrotoluene	0.020	U	0.020	0.0017	mg/L		01/07/22 14:55	01/10/22 20:26	1
2-Methylphenol	0.020	U	0.020	0.0016	mg/L		01/07/22 14:55	01/10/22 20:26	1
3-Methylphenol	0.040	U	0.040	0.0016	mg/L		01/07/22 14:55	01/10/22 20:26	1
4-Methylphenol	0.040	U	0.040	0.0014	mg/L		01/07/22 14:55	01/10/22 20:26	1
Hexachlorobenzene	0.020	U	0.020	0.0020	mg/L		01/07/22 14:55	01/10/22 20:26	1
Hexachlorobutadiene	0.020	U	0.020	0.0027	mg/L		01/07/22 14:55	01/10/22 20:26	1
Hexachloroethane	0.020	U	0.020	0.0023	mg/L		01/07/22 14:55	01/10/22 20:26	1
Nitrobenzene	0.020	U	0.020	0.0011	mg/L		01/07/22 14:55	01/10/22 20:26	1
Pentachlorophenol	0.040	U	0.040	0.0088	mg/L		01/07/22 14:55	01/10/22 20:26	1
Pyridine	0.10	U	0.10	0.0016	mg/L		01/07/22 14:55	01/10/22 20:26	1

Surrogate	*%Recovery*	*Qualifier*	*Limits*	*Prepared*	*Analyzed*	*Dil Fac*
2,4,6-Tribromophenol (Surr)	*93*		*41 - 120*	*01/07/22 14:55*	*01/10/22 20:26*	*1*
2-Fluorobiphenyl (Surr)	*99*		*48 - 120*	*01/07/22 14:55*	*01/10/22 20:26*	*1*
2-Fluorophenol (Surr)	*51*		*35 - 120*	*01/07/22 14:55*	*01/10/22 20:26*	*1*
Nitrobenzene-d5 (Surr)	*95*		*46 - 120*	*01/07/22 14:55*	*01/10/22 20:26*	*1*
Phenol-d5 (Surr)	*35*		*22 - 120*	*01/07/22 14:55*	*01/10/22 20:26*	*1*
p-Terphenyl-d14 (Surr)	*111*		*60 - 148*	*01/07/22 14:55*	*01/10/22 20:26*	*1*

Method: 8081B - Organochlorine Pesticides (GC) - TCLP

Analyte	Result	Qualifier	RL	MDL	Unit	D	Prepared	Analyzed	Dil Fac
gamma-BHC (Lindane)	0.00020	U	0.00020	0.0000060	mg/L		01/07/22 11:05	01/10/22 14:06	1
Chlordane (technical)	0.0020	U	0.0020	0.000029	mg/L		01/07/22 11:05	01/10/22 14:06	1
Endrin	0.00020	U	0.00020	0.000014	mg/L		01/07/22 11:05	01/10/22 14:06	1
Heptachlor	0.00020	U	0.00020	0.0000085	mg/L		01/07/22 11:05	01/10/22 14:06	1
Heptachlor epoxide	0.00020	U *+	0.00020	0.0000053	mg/L		01/07/22 11:05	01/10/22 14:06	1
Methoxychlor	0.00020	U	0.00020	0.000014	mg/L		01/07/22 11:05	01/10/22 14:06	1
Toxaphene	0.0020	U	0.0020	0.00012	mg/L		01/07/22 11:05	01/10/22 14:06	1

Surrogate	*%Recovery*	*Qualifier*	*Limits*	*Prepared*	*Analyzed*	*Dil Fac*
DCB Decachlorobiphenyl	*80*		*20 - 120*	*01/07/22 11:05*	*01/10/22 14:06*	*1*
Tetrachloro-m-xylene	*90*		*44 - 120*	*01/07/22 11:05*	*01/10/22 14:06*	*1*

Method: 8151 - TCLP Herbicides - TCLP

Analyte	Result	Qualifier	RL	MDL	Unit	D	Prepared	Analyzed	Dil Fac
2,4-D	0.0020	U	0.0020	0.00040	mg/L		01/07/22 11:11	01/10/22 21:10	1
Silvex (2,4,5-TP)	0.0020	U	0.0020	0.00036	mg/L		01/07/22 11:11	01/10/22 21:10	1

Client Sample ID: PF18

Lab Sample ID: 480-193838-18

Date Collected: 12/28/21 10:48
Matrix: Solid
Date Received: 12/29/21 11:25

Surrogate	*%Recovery*	*Qualifier*	*Limits*	*Prepared*	*Analyzed*	*Dil Fac*
2,4-Dichlorophenylacetic acid	*14*	*S1-*	*48 - 132*	*01/07/22 11:11*	*01/10/22 21:10*	*1*

Method: 6010C - Metals (ICP) - TCLP

Analyte	Result	Qualifier	RL	MDL	Unit	D	Prepared	Analyzed	Dil Fac
Arsenic	0.015	U	0.015	0.0056	mg/L		01/07/22 11:22	01/07/22 23:33	1
Barium	**0.33**	**J**	1.0	0.10	mg/L		01/07/22 11:22	01/07/22 23:33	1
Cadmium	**0.0023**		0.0020	0.00050	mg/L		01/07/22 11:22	01/07/22 23:33	1
Chromium	0.020	U	0.020	0.010	mg/L		01/07/22 11:22	01/07/22 23:33	1
Lead	0.020	U	0.020	0.0030	mg/L		01/07/22 11:22	01/07/22 23:33	1
Selenium	0.025	U	0.025	0.0087	mg/L		01/07/22 11:22	01/07/22 23:33	1
Silver	0.0060	U	0.0060	0.0017	mg/L		01/07/22 11:22	01/07/22 23:33	1

Method: 7470A - TCLP Mercury - TCLP

Analyte	Result	Qualifier	RL	MDL	Unit	D	Prepared	Analyzed	Dil Fac
Mercury	0.00020	U F1	0.00020	0.000043	mg/L		01/07/22 12:47	01/07/22 16:54	1

General Chemistry

Analyte	Result	Qualifier	RL	MDL	Unit	D	Prepared	Analyzed	Dil Fac
Cyanide, Reactive	10	U	10	10	mg/Kg		01/06/22 12:52	01/06/22 13:44	1
Sulfide, Reactive	10	U	10	10	mg/Kg		01/06/22 12:52	01/06/22 13:00	1

Analyte	Result	Qualifier	RL	RL	Unit	D	Prepared	Analyzed	Dil Fac
Flashpoint	**>175**		50.0	50.0	Degrees F			01/12/22 20:45	1
pH	**8.4**	**HF**	0.1	0.1	SU			01/06/22 10:45	1
Temperature	**19.5**	**HF**	0.001	0.001	Degrees C			01/06/22 10:45	1

Client Sample ID: PF18

Lab Sample ID: 480-193838-18

Date Collected: 12/28/21 10:48
Matrix: Solid
Date Received: 12/29/21 11:25
Percent Solids: 86.9

Method: 8015D - Gasoline Range Organics (GRO) (GC)

Analyte	Result	Qualifier	RL	MDL	Unit	D	Prepared	Analyzed	Dil Fac
Gasoline Range Organics [C6 - C10]	1.3	U	1.3	0.34	mg/Kg	☼	01/06/22 07:10	01/06/22 11:01	1

Surrogate	*%Recovery*	*Qualifier*	*Limits*	*Prepared*	*Analyzed*	*Dil Fac*
a,a,a-Trifluorotoluene	*93*		*46 - 156*	*01/06/22 07:10*	*01/06/22 11:01*	*1*

Method: 8015D - Diesel Range Organics (DRO) (GC)

Analyte	Result	Qualifier	RL	MDL	Unit	D	Prepared	Analyzed	Dil Fac
Diesel Range Organics [C10-C28]	19	U	19	5.7	mg/Kg	☼	01/03/22 14:39	01/05/22 17:47	1

Surrogate	*%Recovery*	*Qualifier*	*Limits*	*Prepared*	*Analyzed*	*Dil Fac*
o-Terphenyl	*64*		*48 - 125*	*01/03/22 14:39*	*01/05/22 17:47*	*1*

Method: 8082A - Polychlorinated Biphenyls (PCBs) by Gas Chromatography

Analyte	Result	Qualifier	RL	MDL	Unit	D	Prepared	Analyzed	Dil Fac
PCB-1016	0.22	U	0.22	0.043	mg/Kg	☼	01/03/22 08:48	01/04/22 17:37	1
PCB-1221	0.22	U	0.22	0.043	mg/Kg	☼	01/03/22 08:48	01/04/22 17:37	1
PCB-1232	0.22	U	0.22	0.043	mg/Kg	☼	01/03/22 08:48	01/04/22 17:37	1
PCB-1242	0.22	U	0.22	0.043	mg/Kg	☼	01/03/22 08:48	01/04/22 17:37	1
PCB-1248	0.22	U	0.22	0.043	mg/Kg	☼	01/03/22 08:48	01/04/22 17:37	1
PCB-1254	0.22	U	0.22	0.10	mg/Kg	☼	01/03/22 08:48	01/04/22 17:37	1
PCB-1260	0.22	U	0.22	0.10	mg/Kg	☼	01/03/22 08:48	01/04/22 17:37	1

Client Sample ID: PF18

Lab Sample ID: 480-193838-18

Date Collected: 12/28/21 10:48
Matrix: Solid
Date Received: 12/29/21 11:25
Percent Solids: 86.9

Method: 8082A - Polychlorinated Biphenyls (PCBs) by Gas Chromatography (Continued)

Analyte	Result	Qualifier	RL	MDL	Unit	D	Prepared	Analyzed	Dil Fac
PCB-1262	0.22	U	0.22	0.10	mg/Kg	☼	01/03/22 08:48	01/04/22 17:37	1
PCB-1268	0.22	U	0.22	0.10	mg/Kg	☼	01/03/22 08:48	01/04/22 17:37	1

Surrogate	*%Recovery*	*Qualifier*	*Limits*	*Prepared*	*Analyzed*	*Dil Fac*
DCB Decachlorobiphenyl	*115*		*65 - 174*	*01/03/22 08:48*	*01/04/22 17:37*	*1*
Tetrachloro-m-xylene	*111*		*60 - 154*	*01/03/22 08:48*	*01/04/22 17:37*	*1*

Client Sample ID: PF19

Lab Sample ID: 480-193838-19

Date Collected: 12/28/21 10:54
Matrix: Solid
Date Received: 12/29/21 11:25

Method: 8260C - TCLP Volatiles - TCLP

Analyte	Result	Qualifier	RL	MDL	Unit	D	Prepared	Analyzed	Dil Fac
1,1-Dichloroethene	0.010	U	0.010	0.0029	mg/L			01/11/22 12:45	10
1,2-Dichloroethane	0.010	U	0.010	0.0021	mg/L			01/11/22 12:45	10
2-Butanone (MEK)	0.050	U	0.050	0.013	mg/L			01/11/22 12:45	10
Benzene	0.010	U	0.010	0.0041	mg/L			01/11/22 12:45	10
Carbon tetrachloride	0.010	U	0.010	0.0027	mg/L			01/11/22 12:45	10
Chlorobenzene	0.010	U	0.010	0.0075	mg/L			01/11/22 12:45	10
Chloroform	0.010	U	0.010	0.0034	mg/L			01/11/22 12:45	10
Tetrachloroethene	0.010	U	0.010	0.0036	mg/L			01/11/22 12:45	10
Trichloroethene	0.010	U	0.010	0.0046	mg/L			01/11/22 12:45	10
Vinyl chloride	0.010	U	0.010	0.0090	mg/L			01/11/22 12:45	10

Surrogate	*%Recovery*	*Qualifier*	*Limits*	*Prepared*	*Analyzed*	*Dil Fac*
1,2-Dichloroethane-d4 (Surr)	*102*		*77 - 120*		*01/11/22 12:45*	*10*
4-Bromofluorobenzene (Surr)	*111*		*73 - 120*		*01/11/22 12:45*	*10*
Dibromofluoromethane (Surr)	*104*		*75 - 123*		*01/11/22 12:45*	*10*
Toluene-d8 (Surr)	*98*		*80 - 120*		*01/11/22 12:45*	*10*

Method: 8270D - Semivolatile Organic Compounds (GC/MS) - TCLP

Analyte	Result	Qualifier	RL	MDL	Unit	D	Prepared	Analyzed	Dil Fac
1,4-Dichlorobenzene	0.040	U	0.040	0.0018	mg/L		01/07/22 14:55	01/10/22 20:50	1
2,4,5-Trichlorophenol	0.020	U	0.020	0.0019	mg/L		01/07/22 14:55	01/10/22 20:50	1
2,4,6-Trichlorophenol	0.020	U	0.020	0.0024	mg/L		01/07/22 14:55	01/10/22 20:50	1
2,4-Dinitrotoluene	0.020	U	0.020	0.0017	mg/L		01/07/22 14:55	01/10/22 20:50	1
2-Methylphenol	0.020	U	0.020	0.0016	mg/L		01/07/22 14:55	01/10/22 20:50	1
3-Methylphenol	0.040	U	0.040	0.0016	mg/L		01/07/22 14:55	01/10/22 20:50	1
4-Methylphenol	0.040	U	0.040	0.0014	mg/L		01/07/22 14:55	01/10/22 20:50	1
Hexachlorobenzene	0.020	U	0.020	0.0020	mg/L		01/07/22 14:55	01/10/22 20:50	1
Hexachlorobutadiene	0.020	U	0.020	0.0027	mg/L		01/07/22 14:55	01/10/22 20:50	1
Hexachloroethane	0.020	U	0.020	0.0023	mg/L		01/07/22 14:55	01/10/22 20:50	1
Nitrobenzene	0.020	U	0.020	0.0011	mg/L		01/07/22 14:55	01/10/22 20:50	1
Pentachlorophenol	0.040	U	0.040	0.0088	mg/L		01/07/22 14:55	01/10/22 20:50	1
Pyridine	0.10	U	0.10	0.0016	mg/L		01/07/22 14:55	01/10/22 20:50	1

Surrogate	*%Recovery*	*Qualifier*	*Limits*	*Prepared*	*Analyzed*	*Dil Fac*
2,4,6-Tribromophenol (Surr)	*87*		*41 - 120*	*01/07/22 14:55*	*01/10/22 20:50*	*1*
2-Fluorobiphenyl (Surr)	*85*		*48 - 120*	*01/07/22 14:55*	*01/10/22 20:50*	*1*
2-Fluorophenol (Surr)	*44*		*35 - 120*	*01/07/22 14:55*	*01/10/22 20:50*	*1*
Nitrobenzene-d5 (Surr)	*78*		*46 - 120*	*01/07/22 14:55*	*01/10/22 20:50*	*1*

Client Sample ID: PF19
Lab Sample ID: 480-193838-19

Date Collected: 12/28/21 10:54
Matrix: Solid
Date Received: 12/29/21 11:25

Method: 8270D - Semivolatile Organic Compounds (GC/MS) - TCLP (Continued)

Surrogate	*%Recovery*	*Qualifier*	*Limits*	*Prepared*	*Analyzed*	*Dil Fac*
Phenol-d5 (Surr)	*32*		*22 - 120*	*01/07/22 14:55*	*01/10/22 20:50*	*1*
p-Terphenyl-d14 (Surr)	*103*		*60 - 148*	*01/07/22 14:55*	*01/10/22 20:50*	*1*

Method: 8081B - Organochlorine Pesticides (GC) - TCLP

Analyte	Result	Qualifier	RL	MDL	Unit	D	Prepared	Analyzed	Dil Fac
gamma-BHC (Lindane)	0.00020	U	0.00020	0.0000060	mg/L		01/07/22 11:05	01/10/22 14:25	1
Chlordane (technical)	0.0020	U	0.0020	0.000029	mg/L		01/07/22 11:05	01/10/22 14:25	1
Endrin	0.00020	U	0.00020	0.000014	mg/L		01/07/22 11:05	01/10/22 14:25	1
Heptachlor	0.00020	U	0.00020	0.0000085	mg/L		01/07/22 11:05	01/10/22 14:25	1
Heptachlor epoxide	0.00020	U *+	0.00020	0.0000053	mg/L		01/07/22 11:05	01/10/22 14:25	1
Methoxychlor	0.00020	U	0.00020	0.000014	mg/L		01/07/22 11:05	01/10/22 14:25	1
Toxaphene	0.0020	U	0.0020	0.00012	mg/L		01/07/22 11:05	01/10/22 14:25	1

Surrogate	*%Recovery*	*Qualifier*	*Limits*	*Prepared*	*Analyzed*	*Dil Fac*
DCB Decachlorobiphenyl	*83*		*20 - 120*	*01/07/22 11:05*	*01/10/22 14:25*	*1*
Tetrachloro-m-xylene	*86*		*44 - 120*	*01/07/22 11:05*	*01/10/22 14:25*	*1*

Method: 8151 - TCLP Herbicides - TCLP

Analyte	Result	Qualifier	RL	MDL	Unit	D	Prepared	Analyzed	Dil Fac
2,4-D	0.0020	U	0.0020	0.00040	mg/L		01/07/22 11:11	01/10/22 21:40	1
Silvex (2,4,5-TP)	0.0020	U	0.0020	0.00036	mg/L		01/07/22 11:11	01/10/22 21:40	1

Surrogate	*%Recovery*	*Qualifier*	*Limits*	*Prepared*	*Analyzed*	*Dil Fac*
2,4-Dichlorophenylacetic acid	*14*	*S1-*	*48 - 132*	*01/07/22 11:11*	*01/10/22 21:40*	*1*

Method: 6010C - Metals (ICP) - TCLP

Analyte	Result	Qualifier	RL	MDL	Unit	D	Prepared	Analyzed	Dil Fac
Arsenic	0.015	U	0.015	0.0056	mg/L		01/07/22 11:22	01/07/22 23:52	1
Barium	**0.28**	**J**	1.0	0.10	mg/L		01/07/22 11:22	01/07/22 23:52	1
Cadmium	**0.0021**		0.0020	0.00050	mg/L		01/07/22 11:22	01/07/22 23:52	1
Chromium	0.020	U	0.020	0.010	mg/L		01/07/22 11:22	01/07/22 23:52	1
Lead	0.020	U	0.020	0.0030	mg/L		01/07/22 11:22	01/07/22 23:52	1
Selenium	0.025	U	0.025	0.0087	mg/L		01/07/22 11:22	01/07/22 23:52	1
Silver	0.0060	U	0.0060	0.0017	mg/L		01/07/22 11:22	01/07/22 23:52	1

Method: 7470A - TCLP Mercury - TCLP

Analyte	Result	Qualifier	RL	MDL	Unit	D	Prepared	Analyzed	Dil Fac
Mercury	0.00020	U	0.00020	0.000043	mg/L		01/07/22 12:47	01/07/22 16:59	1

General Chemistry

Analyte	Result	Qualifier	RL	MDL	Unit	D	Prepared	Analyzed	Dil Fac
Cyanide, Reactive	10	U	10	10	mg/Kg		01/07/22 08:30	01/07/22 16:23	1
Sulfide, Reactive	10	U	10	10	mg/Kg		01/07/22 08:30	01/07/22 14:00	1

Analyte	Result	Qualifier	RL	RL	Unit	D	Prepared	Analyzed	Dil Fac
Flashpoint	**>180**		50.0	50.0	Degrees F			01/12/22 20:39	1
pH	**8.3**	**HF**	0.1	0.1	SU			01/06/22 10:45	1
Temperature	**19.6**	**HF**	0.001	0.001	Degrees C			01/06/22 10:45	1

Client Sample ID: PF19

Lab Sample ID: 480-193838-19

Date Collected: 12/28/21 10:54
Date Received: 12/29/21 11:25

Matrix: Solid
Percent Solids: 87.0

Method: 8015D - Gasoline Range Organics (GRO) (GC)

Analyte	Result	Qualifier	RL	MDL	Unit	D	Prepared	Analyzed	Dil Fac
Gasoline Range Organics [C6 - C10]	1.2	J	1.4	0.38	mg/Kg	☼	01/06/22 07:10	01/06/22 11:37	1

Surrogate	*%Recovery*	*Qualifier*	*Limits*	*Prepared*	*Analyzed*	*Dil Fac*
a,a,a-Trifluorotoluene	*97*		*46 - 156*	*01/06/22 07:10*	*01/06/22 11:37*	*1*

Method: 8015D - Diesel Range Organics (DRO) (GC)

Analyte	Result	Qualifier	RL	MDL	Unit	D	Prepared	Analyzed	Dil Fac
Diesel Range Organics [C10-C28]	19	U	19	5.6	mg/Kg	☼	01/03/22 14:39	01/05/22 09:26	1

Surrogate	*%Recovery*	*Qualifier*	*Limits*	*Prepared*	*Analyzed*	*Dil Fac*
o-Terphenyl	*80*		*48 - 125*	*01/03/22 14:39*	*01/05/22 09:26*	*1*

Method: 8082A - Polychlorinated Biphenyls (PCBs) by Gas Chromatography

Analyte	Result	Qualifier	RL	MDL	Unit	D	Prepared	Analyzed	Dil Fac
PCB-1016	0.24	U	0.24	0.046	mg/Kg	☼	01/03/22 08:48	01/04/22 17:50	1
PCB-1221	0.24	U	0.24	0.046	mg/Kg	☼	01/03/22 08:48	01/04/22 17:50	1
PCB-1232	0.24	U	0.24	0.046	mg/Kg	☼	01/03/22 08:48	01/04/22 17:50	1
PCB-1242	0.24	U	0.24	0.046	mg/Kg	☼	01/03/22 08:48	01/04/22 17:50	1
PCB-1248	0.24	U	0.24	0.046	mg/Kg	☼	01/03/22 08:48	01/04/22 17:50	1
PCB-1254	0.24	U	0.24	0.11	mg/Kg	☼	01/03/22 08:48	01/04/22 17:50	1
PCB-1260	0.24	U	0.24	0.11	mg/Kg	☼	01/03/22 08:48	01/04/22 17:50	1
PCB-1262	0.24	U	0.24	0.11	mg/Kg	☼	01/03/22 08:48	01/04/22 17:50	1
PCB-1268	0.24	U	0.24	0.11	mg/Kg	☼	01/03/22 08:48	01/04/22 17:50	1

Surrogate	*%Recovery*	*Qualifier*	*Limits*	*Prepared*	*Analyzed*	*Dil Fac*
DCB Decachlorobiphenyl	*109*		*65 - 174*	*01/03/22 08:48*	*01/04/22 17:50*	*1*
Tetrachloro-m-xylene	*107*		*60 - 154*	*01/03/22 08:48*	*01/04/22 17:50*	*1*

Client Sample ID: PF20

Lab Sample ID: 480-193838-20

Date Collected: 12/28/21 11:00
Date Received: 12/29/21 11:25

Matrix: Solid

Method: 8260C - TCLP Volatiles - TCLP

Analyte	Result	Qualifier	RL	MDL	Unit	D	Prepared	Analyzed	Dil Fac
1,1-Dichloroethene	0.010	U	0.010	0.0029	mg/L			01/11/22 13:07	10
1,2-Dichloroethane	0.010	U	0.010	0.0021	mg/L			01/11/22 13:07	10
2-Butanone (MEK)	0.050	U	0.050	0.013	mg/L			01/11/22 13:07	10
Benzene	0.010	U	0.010	0.0041	mg/L			01/11/22 13:07	10
Carbon tetrachloride	0.010	U	0.010	0.0027	mg/L			01/11/22 13:07	10
Chlorobenzene	0.010	U	0.010	0.0075	mg/L			01/11/22 13:07	10
Chloroform	0.010	U	0.010	0.0034	mg/L			01/11/22 13:07	10
Tetrachloroethene	0.010	U	0.010	0.0036	mg/L			01/11/22 13:07	10
Trichloroethene	0.010	U	0.010	0.0046	mg/L			01/11/22 13:07	10
Vinyl chloride	0.010	U	0.010	0.0090	mg/L			01/11/22 13:07	10

Surrogate	*%Recovery*	*Qualifier*	*Limits*	*Prepared*	*Analyzed*	*Dil Fac*
1,2-Dichloroethane-d4 (Surr)	*103*		*77 - 120*		*01/11/22 13:07*	*10*
4-Bromofluorobenzene (Surr)	*109*		*73 - 120*		*01/11/22 13:07*	*10*
Dibromofluoromethane (Surr)	*107*		*75 - 123*		*01/11/22 13:07*	*10*
Toluene-d8 (Surr)	*101*		*80 - 120*		*01/11/22 13:07*	*10*

Client Sample Results

Client: Brydges Engineering in Environment & Energy DPC
Project/Site: Pilgrim Village Family

Job ID: 480-193838-1

Client Sample ID: PF20

Date Collected: 12/28/21 11:00
Date Received: 12/29/21 11:25

Lab Sample ID: 480-193838-20

Matrix: Solid

Method: 8270D - Semivolatile Organic Compounds (GC/MS) - TCLP

Analyte	Result	Qualifier	RL	MDL	Unit	D	Prepared	Analyzed	Dil Fac
1,4-Dichlorobenzene	0.040	U	0.040	0.0018	mg/L		01/07/22 14:55	01/10/22 21:14	1
2,4,5-Trichlorophenol	0.020	U	0.020	0.0019	mg/L		01/07/22 14:55	01/10/22 21:14	1
2,4,6-Trichlorophenol	0.020	U	0.020	0.0024	mg/L		01/07/22 14:55	01/10/22 21:14	1
2,4-Dinitrotoluene	0.020	U	0.020	0.0017	mg/L		01/07/22 14:55	01/10/22 21:14	1
2-Methylphenol	0.020	U	0.020	0.0016	mg/L		01/07/22 14:55	01/10/22 21:14	1
3-Methylphenol	0.040	U	0.040	0.0016	mg/L		01/07/22 14:55	01/10/22 21:14	1
4-Methylphenol	0.040	U	0.040	0.0014	mg/L		01/07/22 14:55	01/10/22 21:14	1
Hexachlorobenzene	0.020	U	0.020	0.0020	mg/L		01/07/22 14:55	01/10/22 21:14	1
Hexachlorobutadiene	0.020	U	0.020	0.0027	mg/L		01/07/22 14:55	01/10/22 21:14	1
Hexachloroethane	0.020	U	0.020	0.0023	mg/L		01/07/22 14:55	01/10/22 21:14	1
Nitrobenzene	0.020	U	0.020	0.0011	mg/L		01/07/22 14:55	01/10/22 21:14	1
Pentachlorophenol	0.040	U	0.040	0.0088	mg/L		01/07/22 14:55	01/10/22 21:14	1
Pyridine	0.10	U	0.10	0.0016	mg/L		01/07/22 14:55	01/10/22 21:14	1

Surrogate	*%Recovery*	*Qualifier*	*Limits*	*Prepared*	*Analyzed*	*Dil Fac*
2,4,6-Tribromophenol (Surr)	*90*		*41 - 120*	*01/07/22 14:55*	*01/10/22 21:14*	*1*
2-Fluorobiphenyl (Surr)	*88*		*48 - 120*	*01/07/22 14:55*	*01/10/22 21:14*	*1*
2-Fluorophenol (Surr)	*43*		*35 - 120*	*01/07/22 14:55*	*01/10/22 21:14*	*1*
Nitrobenzene-d5 (Surr)	*80*		*46 - 120*	*01/07/22 14:55*	*01/10/22 21:14*	*1*
Phenol-d5 (Surr)	*29*		*22 - 120*	*01/07/22 14:55*	*01/10/22 21:14*	*1*
p-Terphenyl-d14 (Surr)	*104*		*60 - 148*	*01/07/22 14:55*	*01/10/22 21:14*	*1*

Method: 8081B - Organochlorine Pesticides (GC) - TCLP

Analyte	Result	Qualifier	RL	MDL	Unit	D	Prepared	Analyzed	Dil Fac
gamma-BHC (Lindane)	0.00020	U	0.00020	0.0000060	mg/L		01/07/22 11:05	01/10/22 14:45	1
Chlordane (technical)	0.0020	U	0.0020	0.000029	mg/L		01/07/22 11:05	01/10/22 14:45	1
Endrin	0.00020	U	0.00020	0.000014	mg/L		01/07/22 11:05	01/10/22 14:45	1
Heptachlor	0.00020	U	0.00020	0.0000085	mg/L		01/07/22 11:05	01/10/22 14:45	1
Heptachlor epoxide	0.00020	U *+	0.00020	0.0000053	mg/L		01/07/22 11:05	01/10/22 14:45	1
Methoxychlor	0.00020	U	0.00020	0.000014	mg/L		01/07/22 11:05	01/10/22 14:45	1
Toxaphene	0.0020	U	0.0020	0.00012	mg/L		01/07/22 11:05	01/10/22 14:45	1

Surrogate	*%Recovery*	*Qualifier*	*Limits*	*Prepared*	*Analyzed*	*Dil Fac*
DCB Decachlorobiphenyl	*73*		*20 - 120*	*01/07/22 11:05*	*01/10/22 14:45*	*1*
Tetrachloro-m-xylene	*88*		*44 - 120*	*01/07/22 11:05*	*01/10/22 14:45*	*1*

Method: 8151 - TCLP Herbicides - TCLP

Analyte	Result	Qualifier	RL	MDL	Unit	D	Prepared	Analyzed	Dil Fac
2,4-D	0.0020	U	0.0020	0.00040	mg/L		01/07/22 11:11	01/10/22 22:09	1
Silvex (2,4,5-TP)	0.0020	U	0.0020	0.00036	mg/L		01/07/22 11:11	01/10/22 22:09	1

Surrogate	*%Recovery*	*Qualifier*	*Limits*	*Prepared*	*Analyzed*	*Dil Fac*
2,4-Dichlorophenylacetic acid	*5*	*S1-*	*48 - 132*	*01/07/22 11:11*	*01/10/22 22:09*	*1*

Method: 6010C - Metals (ICP) - TCLP

Analyte	Result	Qualifier	RL	MDL	Unit	D	Prepared	Analyzed	Dil Fac
Arsenic	0.015	U	0.015	0.0056	mg/L		01/07/22 11:22	01/07/22 23:56	1
Barium	**0.71**	**J**	1.0	0.10	mg/L		01/07/22 11:22	01/07/22 23:56	1
Cadmium	**0.0026**		0.0020	0.00050	mg/L		01/07/22 11:22	01/07/22 23:56	1
Chromium	0.020	U	0.020	0.010	mg/L		01/07/22 11:22	01/07/22 23:56	1
Lead	**0.18**		0.020	0.0030	mg/L		01/07/22 11:22	01/07/22 23:56	1

Client Sample ID: PF20

Lab Sample ID: 480-193838-20

Date Collected: 12/28/21 11:00
Matrix: Solid
Date Received: 12/29/21 11:25

Method: 6010C - Metals (ICP) - TCLP (Continued)

Analyte	Result	Qualifier	RL	MDL	Unit	D	Prepared	Analyzed	Dil Fac
Selenium	0.025	U	0.025	0.0087	mg/L		01/07/22 11:22	01/07/22 23:56	1
Silver	0.0060	U	0.0060	0.0017	mg/L		01/07/22 11:22	01/07/22 23:56	1

Method: 7470A - TCLP Mercury - TCLP

Analyte	Result	Qualifier	RL	MDL	Unit	D	Prepared	Analyzed	Dil Fac
Mercury	**0.00010**	**J**	0.00020	0.000043	mg/L		01/07/22 12:47	01/07/22 17:03	1

General Chemistry

Analyte	Result	Qualifier	RL	MDL	Unit	D	Prepared	Analyzed	Dil Fac
Cyanide, Reactive	9.9	U	9.9	9.9	mg/Kg		01/07/22 08:30	01/07/22 16:26	1
Sulfide, Reactive	9.9	U	9.9	9.9	mg/Kg		01/07/22 08:30	01/07/22 14:00	1

Analyte	Result	Qualifier	RL	RL	Unit	D	Prepared	Analyzed	Dil Fac
Flashpoint	**>180**		50.0	50.0	Degrees F			01/12/22 20:39	1
pH	**7.6**	**HF**	0.1	0.1	SU			01/06/22 10:45	1
Temperature	**19.5**	**HF**	0.001	0.001	Degrees C			01/06/22 10:45	1

Client Sample ID: PF20

Lab Sample ID: 480-193838-20

Date Collected: 12/28/21 11:00
Matrix: Solid
Date Received: 12/29/21 11:25
Percent Solids: 82.9

Method: 8015D - Gasoline Range Organics (GRO) (GC)

Analyte	Result	Qualifier	RL	MDL	Unit	D	Prepared	Analyzed	Dil Fac
Gasoline Range Organics [C6 - C10]	**1.5**		1.4	0.37	mg/Kg	☼	01/06/22 07:10	01/06/22 12:13	1

Surrogate	*%Recovery*	*Qualifier*	*Limits*	*Prepared*	*Analyzed*	*Dil Fac*
a,a,a-Trifluorotoluene	*91*		*46 - 156*	*01/06/22 07:10*	*01/06/22 12:13*	*1*

Method: 8015D - Diesel Range Organics (DRO) (GC)

Analyte	Result	Qualifier	RL	MDL	Unit	D	Prepared	Analyzed	Dil Fac
Diesel Range Organics [C10-C28]	**9.4**	**J**	20	6.0	mg/Kg	☼	01/03/22 14:39	01/05/22 10:02	1

Surrogate	*%Recovery*	*Qualifier*	*Limits*	*Prepared*	*Analyzed*	*Dil Fac*
o-Terphenyl	*80*		*48 - 125*	*01/03/22 14:39*	*01/05/22 10:02*	*1*

Method: 8082A - Polychlorinated Biphenyls (PCBs) by Gas Chromatography

Analyte	Result	Qualifier	RL	MDL	Unit	D	Prepared	Analyzed	Dil Fac
PCB-1016	0.28	U	0.28	0.055	mg/Kg	☼	01/03/22 08:48	01/04/22 18:03	1
PCB-1221	0.28	U	0.28	0.055	mg/Kg	☼	01/03/22 08:48	01/04/22 18:03	1
PCB-1232	0.28	U	0.28	0.055	mg/Kg	☼	01/03/22 08:48	01/04/22 18:03	1
PCB-1242	0.28	U	0.28	0.055	mg/Kg	☼	01/03/22 08:48	01/04/22 18:03	1
PCB-1248	0.28	U	0.28	0.055	mg/Kg	☼	01/03/22 08:48	01/04/22 18:03	1
PCB-1254	0.28	U	0.28	0.13	mg/Kg	☼	01/03/22 08:48	01/04/22 18:03	1
PCB-1260	0.28	U	0.28	0.13	mg/Kg	☼	01/03/22 08:48	01/04/22 18:03	1
PCB-1262	0.28	U	0.28	0.13	mg/Kg	☼	01/03/22 08:48	01/04/22 18:03	1
PCB-1268	0.28	U	0.28	0.13	mg/Kg	☼	01/03/22 08:48	01/04/22 18:03	1

Surrogate	*%Recovery*	*Qualifier*	*Limits*	*Prepared*	*Analyzed*	*Dil Fac*
DCB Decachlorobiphenyl	*129*		*65 - 174*	*01/03/22 08:48*	*01/04/22 18:03*	*1*
Tetrachloro-m-xylene	*126*		*60 - 154*	*01/03/22 08:48*	*01/04/22 18:03*	*1*

Client Sample Results

Client: Brydges Engineering in Environment & Energy DPC
Project/Site: Pilgrim Village Family

Job ID: 480-193838-1

Client Sample ID: PF21

Date Collected: 12/28/21 11:06
Date Received: 12/29/21 11:25

Lab Sample ID: 480-193838-21

Matrix: Solid

Method: 8260C - TCLP Volatiles - TCLP

Analyte	Result	Qualifier	RL	MDL	Unit	D	Prepared	Analyzed	Dil Fac
1,1-Dichloroethene	0.010	U	0.010	0.0029	mg/L			01/11/22 13:29	10
1,2-Dichloroethane	0.010	U	0.010	0.0021	mg/L			01/11/22 13:29	10
2-Butanone (MEK)	0.050	U	0.050	0.013	mg/L			01/11/22 13:29	10
Benzene	0.010	U	0.010	0.0041	mg/L			01/11/22 13:29	10
Carbon tetrachloride	0.010	U	0.010	0.0027	mg/L			01/11/22 13:29	10
Chlorobenzene	0.010	U	0.010	0.0075	mg/L			01/11/22 13:29	10
Chloroform	0.010	U	0.010	0.0034	mg/L			01/11/22 13:29	10
Tetrachloroethene	0.010	U	0.010	0.0036	mg/L			01/11/22 13:29	10
Trichloroethene	0.010	U	0.010	0.0046	mg/L			01/11/22 13:29	10
Vinyl chloride	0.010	U	0.010	0.0090	mg/L			01/11/22 13:29	10

Surrogate	*%Recovery*	*Qualifier*	*Limits*	*Prepared*	*Analyzed*	*Dil Fac*
1,2-Dichloroethane-d4 (Surr)	*104*		*77 - 120*		*01/11/22 13:29*	*10*
4-Bromofluorobenzene (Surr)	*108*		*73 - 120*		*01/11/22 13:29*	*10*
Dibromofluoromethane (Surr)	*108*		*75 - 123*		*01/11/22 13:29*	*10*
Toluene-d8 (Surr)	*101*		*80 - 120*		*01/11/22 13:29*	*10*

Method: 8270D - Semivolatile Organic Compounds (GC/MS) - TCLP

Analyte	Result	Qualifier	RL	MDL	Unit	D	Prepared	Analyzed	Dil Fac
1,4-Dichlorobenzene	0.040	U	0.040	0.0018	mg/L		01/07/22 14:55	01/10/22 21:37	1
2,4,5-Trichlorophenol	0.020	U	0.020	0.0019	mg/L		01/07/22 14:55	01/10/22 21:37	1
2,4,6-Trichlorophenol	0.020	U	0.020	0.0024	mg/L		01/07/22 14:55	01/10/22 21:37	1
2,4-Dinitrotoluene	0.020	U	0.020	0.0017	mg/L		01/07/22 14:55	01/10/22 21:37	1
2-Methylphenol	0.020	U	0.020	0.0016	mg/L		01/07/22 14:55	01/10/22 21:37	1
3-Methylphenol	0.040	U	0.040	0.0016	mg/L		01/07/22 14:55	01/10/22 21:37	1
4-Methylphenol	0.040	U	0.040	0.0014	mg/L		01/07/22 14:55	01/10/22 21:37	1
Hexachlorobenzene	0.020	U	0.020	0.0020	mg/L		01/07/22 14:55	01/10/22 21:37	1
Hexachlorobutadiene	0.020	U	0.020	0.0027	mg/L		01/07/22 14:55	01/10/22 21:37	1
Hexachloroethane	0.020	U	0.020	0.0023	mg/L		01/07/22 14:55	01/10/22 21:37	1
Nitrobenzene	0.020	U	0.020	0.0011	mg/L		01/07/22 14:55	01/10/22 21:37	1
Pentachlorophenol	0.040	U	0.040	0.0088	mg/L		01/07/22 14:55	01/10/22 21:37	1
Pyridine	0.10	U	0.10	0.0016	mg/L		01/07/22 14:55	01/10/22 21:37	1

Surrogate	*%Recovery*	*Qualifier*	*Limits*	*Prepared*	*Analyzed*	*Dil Fac*
2,4,6-Tribromophenol (Surr)	*92*		*41 - 120*	*01/07/22 14:55*	*01/10/22 21:37*	*1*
2-Fluorobiphenyl (Surr)	*91*		*48 - 120*	*01/07/22 14:55*	*01/10/22 21:37*	*1*
2-Fluorophenol (Surr)	*47*		*35 - 120*	*01/07/22 14:55*	*01/10/22 21:37*	*1*
Nitrobenzene-d5 (Surr)	*88*		*46 - 120*	*01/07/22 14:55*	*01/10/22 21:37*	*1*
Phenol-d5 (Surr)	*33*		*22 - 120*	*01/07/22 14:55*	*01/10/22 21:37*	*1*
p-Terphenyl-d14 (Surr)	*102*		*60 - 148*	*01/07/22 14:55*	*01/10/22 21:37*	*1*

Method: 8081B - Organochlorine Pesticides (GC) - TCLP

Analyte	Result	Qualifier	RL	MDL	Unit	D	Prepared	Analyzed	Dil Fac
gamma-BHC (Lindane)	0.00020	U	0.00020	0.0000060	mg/L		01/07/22 11:05	01/10/22 15:05	1
Chlordane (technical)	0.0020	U	0.0020	0.000029	mg/L		01/07/22 11:05	01/10/22 15:05	1
Endrin	0.00020	U	0.00020	0.000014	mg/L		01/07/22 11:05	01/10/22 15:05	1
Heptachlor	0.00020	U	0.00020	0.0000085	mg/L		01/07/22 11:05	01/10/22 15:05	1
Heptachlor epoxide	0.00020	U *+	0.00020	0.0000053	mg/L		01/07/22 11:05	01/10/22 15:05	1
Methoxychlor	0.00020	U	0.00020	0.000014	mg/L		01/07/22 11:05	01/10/22 15:05	1
Toxaphene	0.0020	U	0.0020	0.00012	mg/L		01/07/22 11:05	01/10/22 15:05	1

Client Sample ID: PF21
Date Collected: 12/28/21 11:06
Date Received: 12/29/21 11:25

Lab Sample ID: 480-193838-21
Matrix: Solid

Surrogate	*%Recovery*	*Qualifier*	*Limits*	*Prepared*	*Analyzed*	*Dil Fac*
DCB Decachlorobiphenyl	*85*		*20 - 120*	*01/07/22 11:05*	*01/10/22 15:05*	*1*
Tetrachloro-m-xylene	*84*		*44 - 120*	*01/07/22 11:05*	*01/10/22 15:05*	*1*

Method: 8151 - TCLP Herbicides - TCLP

Analyte	Result	Qualifier	RL	MDL	Unit	D	Prepared	Analyzed	Dil Fac
2,4-D	0.0020	U	0.0020	0.00040	mg/L		01/07/22 11:11	01/10/22 22:39	1
Silvex (2,4,5-TP)	0.0020	U	0.0020	0.00036	mg/L		01/07/22 11:11	01/10/22 22:39	1

Surrogate	*%Recovery*	*Qualifier*	*Limits*	*Prepared*	*Analyzed*	*Dil Fac*
2,4-Dichlorophenylacetic acid	*15*	*S1-*	*48 - 132*	*01/07/22 11:11*	*01/10/22 22:39*	*1*

Method: 6010C - Metals (ICP) - TCLP

Analyte	Result	Qualifier	RL	MDL	Unit	D	Prepared	Analyzed	Dil Fac
Arsenic	0.015	U	0.015	0.0056	mg/L		01/07/22 11:22	01/08/22 00:00	1
Barium	**0.43**	**J**	1.0	0.10	mg/L		01/07/22 11:22	01/08/22 00:00	1
Cadmium	**0.0016**	**J**	0.0020	0.00050	mg/L		01/07/22 11:22	01/08/22 00:00	1
Chromium	0.020	U	0.020	0.010	mg/L		01/07/22 11:22	01/08/22 00:00	1
Lead	**0.0087**	**J**	0.020	0.0030	mg/L		01/07/22 11:22	01/08/22 00:00	1
Selenium	0.025	U	0.025	0.0087	mg/L		01/07/22 11:22	01/08/22 00:00	1
Silver	0.0060	U	0.0060	0.0017	mg/L		01/07/22 11:22	01/08/22 00:00	1

Method: 7470A - TCLP Mercury - TCLP

Analyte	Result	Qualifier	RL	MDL	Unit	D	Prepared	Analyzed	Dil Fac
Mercury	0.00020	U	0.00020	0.000043	mg/L		01/07/22 12:47	01/07/22 17:04	1

General Chemistry

Analyte	Result	Qualifier	RL	MDL	Unit	D	Prepared	Analyzed	Dil Fac
Cyanide, Reactive	9.9	U	9.9	9.9	mg/Kg		01/07/22 08:30	01/07/22 16:27	1
Sulfide, Reactive	9.9	U	9.9	9.9	mg/Kg		01/07/22 08:30	01/07/22 14:00	1

Analyte	Result	Qualifier	RL	RL	Unit	D	Prepared	Analyzed	Dil Fac
Flashpoint	**>175**		50.0	50.0	Degrees F			01/11/22 15:45	1
pH	**7.7**	**HF**	0.1	0.1	SU			01/06/22 10:45	1
Temperature	**19.5**	**HF**	0.001	0.001	Degrees C			01/06/22 10:45	1

Client Sample ID: PF21
Date Collected: 12/28/21 11:06
Date Received: 12/29/21 11:25

Lab Sample ID: 480-193838-21
Matrix: Solid
Percent Solids: 82.8

Method: 8015D - Gasoline Range Organics (GRO) (GC)

Analyte	Result	Qualifier	RL	MDL	Unit	D	Prepared	Analyzed	Dil Fac
Gasoline Range Organics [C6 - C10]	**1.2**	**J**	1.4	0.37	mg/Kg	☼	01/06/22 07:10	01/06/22 12:49	1

Surrogate	*%Recovery*	*Qualifier*	*Limits*	*Prepared*	*Analyzed*	*Dil Fac*
a,a,a-Trifluorotoluene	*95*		*46 - 156*	*01/06/22 07:10*	*01/06/22 12:49*	*1*

Method: 8015D - Diesel Range Organics (DRO) (GC)

Analyte	Result	Qualifier	RL	MDL	Unit	D	Prepared	Analyzed	Dil Fac
Diesel Range Organics [C10-C28]	20	U	20	5.9	mg/Kg	☼	01/03/22 14:39	01/05/22 10:38	1

Surrogate	*%Recovery*	*Qualifier*	*Limits*	*Prepared*	*Analyzed*	*Dil Fac*
o-Terphenyl	*81*		*48 - 125*	*01/03/22 14:39*	*01/05/22 10:38*	*1*

Client Sample ID: PF21

Lab Sample ID: 480-193838-21

Date Collected: 12/28/21 11:06
Date Received: 12/29/21 11:25

Matrix: Solid
Percent Solids: 82.8

Method: 8082A - Polychlorinated Biphenyls (PCBs) by Gas Chromatography

Analyte	Result	Qualifier	RL	MDL	Unit	D	Prepared	Analyzed	Dil Fac
PCB-1016	0.28	U	0.28	0.054	mg/Kg	☼	01/03/22 08:48	01/04/22 18:16	1
PCB-1221	0.28	U	0.28	0.054	mg/Kg	☼	01/03/22 08:48	01/04/22 18:16	1
PCB-1232	0.28	U	0.28	0.054	mg/Kg	☼	01/03/22 08:48	01/04/22 18:16	1
PCB-1242	0.28	U	0.28	0.054	mg/Kg	☼	01/03/22 08:48	01/04/22 18:16	1
PCB-1248	0.28	U	0.28	0.054	mg/Kg	☼	01/03/22 08:48	01/04/22 18:16	1
PCB-1254	0.28	U	0.28	0.13	mg/Kg	☼	01/03/22 08:48	01/04/22 18:16	1
PCB-1260	0.28	U	0.28	0.13	mg/Kg	☼	01/03/22 08:48	01/04/22 18:16	1
PCB-1262	0.28	U	0.28	0.13	mg/Kg	☼	01/03/22 08:48	01/04/22 18:16	1
PCB-1268	0.28	U	0.28	0.13	mg/Kg	☼	01/03/22 08:48	01/04/22 18:16	1

Surrogate	*%Recovery*	*Qualifier*	*Limits*	*Prepared*	*Analyzed*	*Dil Fac*
DCB Decachlorobiphenyl	*129*		*65 - 174*	*01/03/22 08:48*	*01/04/22 18:16*	*1*
Tetrachloro-m-xylene	*126*		*60 - 154*	*01/03/22 08:48*	*01/04/22 18:16*	*1*

Client Sample ID: PF22

Lab Sample ID: 480-193838-22

Date Collected: 12/28/21 11:12
Date Received: 12/29/21 11:25

Matrix: Solid

Method: 8260C - TCLP Volatiles - TCLP

Analyte	Result	Qualifier	RL	MDL	Unit	D	Prepared	Analyzed	Dil Fac
1,1-Dichloroethene	0.010	U	0.010	0.0029	mg/L			01/11/22 13:51	10
1,2-Dichloroethane	0.010	U	0.010	0.0021	mg/L			01/11/22 13:51	10
2-Butanone (MEK)	0.050	U	0.050	0.013	mg/L			01/11/22 13:51	10
Benzene	0.010	U	0.010	0.0041	mg/L			01/11/22 13:51	10
Carbon tetrachloride	0.010	U	0.010	0.0027	mg/L			01/11/22 13:51	10
Chlorobenzene	0.010	U	0.010	0.0075	mg/L			01/11/22 13:51	10
Chloroform	0.010	U	0.010	0.0034	mg/L			01/11/22 13:51	10
Tetrachloroethene	0.010	U	0.010	0.0036	mg/L			01/11/22 13:51	10
Trichloroethene	0.010	U	0.010	0.0046	mg/L			01/11/22 13:51	10
Vinyl chloride	0.010	U	0.010	0.0090	mg/L			01/11/22 13:51	10

Surrogate	*%Recovery*	*Qualifier*	*Limits*	*Prepared*	*Analyzed*	*Dil Fac*
1,2-Dichloroethane-d4 (Surr)	*104*		*77 - 120*		*01/11/22 13:51*	*10*
4-Bromofluorobenzene (Surr)	*107*		*73 - 120*		*01/11/22 13:51*	*10*
Dibromofluoromethane (Surr)	*108*		*75 - 123*		*01/11/22 13:51*	*10*
Toluene-d8 (Surr)	*100*		*80 - 120*		*01/11/22 13:51*	*10*

Method: 8270D - Semivolatile Organic Compounds (GC/MS) - TCLP

Analyte	Result	Qualifier	RL	MDL	Unit	D	Prepared	Analyzed	Dil Fac
1,4-Dichlorobenzene	0.040	U	0.040	0.0018	mg/L		01/07/22 14:55	01/10/22 22:01	1
2,4,5-Trichlorophenol	0.020	U	0.020	0.0019	mg/L		01/07/22 14:55	01/10/22 22:01	1
2,4,6-Trichlorophenol	0.020	U	0.020	0.0024	mg/L		01/07/22 14:55	01/10/22 22:01	1
2,4-Dinitrotoluene	0.020	U	0.020	0.0017	mg/L		01/07/22 14:55	01/10/22 22:01	1
2-Methylphenol	0.020	U	0.020	0.0016	mg/L		01/07/22 14:55	01/10/22 22:01	1
3-Methylphenol	0.040	U	0.040	0.0016	mg/L		01/07/22 14:55	01/10/22 22:01	1
4-Methylphenol	0.040	U	0.040	0.0014	mg/L		01/07/22 14:55	01/10/22 22:01	1
Hexachlorobenzene	0.020	U	0.020	0.0020	mg/L		01/07/22 14:55	01/10/22 22:01	1
Hexachlorobutadiene	0.020	U	0.020	0.0027	mg/L		01/07/22 14:55	01/10/22 22:01	1
Hexachloroethane	0.020	U	0.020	0.0023	mg/L		01/07/22 14:55	01/10/22 22:01	1
Nitrobenzene	0.020	U	0.020	0.0011	mg/L		01/07/22 14:55	01/10/22 22:01	1
Pentachlorophenol	0.040	U	0.040	0.0088	mg/L		01/07/22 14:55	01/10/22 22:01	1

Client Sample ID: PF22

Date Collected: 12/28/21 11:12
Date Received: 12/29/21 11:25

Lab Sample ID: 480-193838-22

Matrix: Solid

Method: 8270D - Semivolatile Organic Compounds (GC/MS) - TCLP (Continued)

Analyte	Result	Qualifier	RL	MDL	Unit	D	Prepared	Analyzed	Dil Fac
Pyridine	0.10	U	0.10	0.0016	mg/L		01/07/22 14:55	01/10/22 22:01	1

Surrogate	*%Recovery*	*Qualifier*	*Limits*	*Prepared*	*Analyzed*	*Dil Fac*
2,4,6-Tribromophenol (Surr)	*95*		*41 - 120*	*01/07/22 14:55*	*01/10/22 22:01*	*1*
2-Fluorobiphenyl (Surr)	*95*		*48 - 120*	*01/07/22 14:55*	*01/10/22 22:01*	*1*
2-Fluorophenol (Surr)	*42*		*35 - 120*	*01/07/22 14:55*	*01/10/22 22:01*	*1*
Nitrobenzene-d5 (Surr)	*86*		*46 - 120*	*01/07/22 14:55*	*01/10/22 22:01*	*1*
Phenol-d5 (Surr)	*31*		*22 - 120*	*01/07/22 14:55*	*01/10/22 22:01*	*1*
p-Terphenyl-d14 (Surr)	*106*		*60 - 148*	*01/07/22 14:55*	*01/10/22 22:01*	*1*

Method: 8081B - Organochlorine Pesticides (GC) - TCLP

Analyte	Result	Qualifier	RL	MDL	Unit	D	Prepared	Analyzed	Dil Fac
gamma-BHC (Lindane)	0.00020	U	0.00020	0.0000060	mg/L		01/07/22 11:05	01/10/22 15:44	1
Chlordane (technical)	0.0020	U	0.0020	0.000029	mg/L		01/07/22 11:05	01/10/22 15:44	1
Endrin	0.00020	U	0.00020	0.000014	mg/L		01/07/22 11:05	01/10/22 15:44	1
Heptachlor	0.00020	U	0.00020	0.0000085	mg/L		01/07/22 11:05	01/10/22 15:44	1
Heptachlor epoxide	0.00020	U *+	0.00020	0.0000053	mg/L		01/07/22 11:05	01/10/22 15:44	1
Methoxychlor	0.00020	U	0.00020	0.000014	mg/L		01/07/22 11:05	01/10/22 15:44	1
Toxaphene	0.0020	U	0.0020	0.00012	mg/L		01/07/22 11:05	01/10/22 15:44	1

Surrogate	*%Recovery*	*Qualifier*	*Limits*	*Prepared*	*Analyzed*	*Dil Fac*
DCB Decachlorobiphenyl	*88*		*20 - 120*	*01/07/22 11:05*	*01/10/22 15:44*	*1*
Tetrachloro-m-xylene	*96*		*44 - 120*	*01/07/22 11:05*	*01/10/22 15:44*	*1*

Method: 8151 - TCLP Herbicides - TCLP

Analyte	Result	Qualifier	RL	MDL	Unit	D	Prepared	Analyzed	Dil Fac
2,4-D	0.0020	U	0.0020	0.00040	mg/L		01/07/22 11:11	01/10/22 23:38	1
Silvex (2,4,5-TP)	0.0020	U	0.0020	0.00036	mg/L		01/07/22 11:11	01/10/22 23:38	1

Surrogate	*%Recovery*	*Qualifier*	*Limits*	*Prepared*	*Analyzed*	*Dil Fac*
2,4-Dichlorophenylacetic acid	*8*	*S1-*	*48 - 132*	*01/07/22 11:11*	*01/10/22 23:38*	*1*

Method: 6010C - Metals (ICP) - TCLP

Analyte	Result	Qualifier	RL	MDL	Unit	D	Prepared	Analyzed	Dil Fac
Arsenic	0.015	U	0.015	0.0056	mg/L		01/07/22 11:22	01/08/22 00:04	1
Barium	**0.66**	**J**	1.0	0.10	mg/L		01/07/22 11:22	01/08/22 00:04	1
Cadmium	**0.0032**		0.0020	0.00050	mg/L		01/07/22 11:22	01/08/22 00:04	1
Chromium	0.020	U	0.020	0.010	mg/L		01/07/22 11:22	01/08/22 00:04	1
Lead	**0.37**		0.020	0.0030	mg/L		01/07/22 11:22	01/08/22 00:04	1
Selenium	0.025	U	0.025	0.0087	mg/L		01/07/22 11:22	01/08/22 00:04	1
Silver	0.0060	U	0.0060	0.0017	mg/L		01/07/22 11:22	01/08/22 00:04	1

Method: 7470A - TCLP Mercury - TCLP

Analyte	Result	Qualifier	RL	MDL	Unit	D	Prepared	Analyzed	Dil Fac
Mercury	0.00020	U	0.00020	0.000043	mg/L		01/07/22 12:47	01/07/22 17:05	1

General Chemistry

Analyte	Result	Qualifier	RL	MDL	Unit	D	Prepared	Analyzed	Dil Fac
Cyanide, Reactive	10	U	10	10	mg/Kg		01/07/22 08:30	01/07/22 16:29	1
Sulfide, Reactive	10	U	10	10	mg/Kg		01/07/22 08:30	01/07/22 14:00	1

Client Sample ID: PF22
Lab Sample ID: 480-193838-22

Date Collected: 12/28/21 11:12
Matrix: Solid
Date Received: 12/29/21 11:25

Analyte	Result	Qualifier	RL	RL	Unit	D	Prepared	Analyzed	Dil Fac
Flashpoint	>180		50.0	50.0	Degrees F			01/12/22 20:39	1
pH	7.9	HF	0.1	0.1	SU			01/06/22 10:45	1
Temperature	19.4	HF	0.001	0.001	Degrees C			01/06/22 10:45	1

Client Sample ID: PF22
Lab Sample ID: 480-193838-22

Date Collected: 12/28/21 11:12
Matrix: Solid
Date Received: 12/29/21 11:25
Percent Solids: 81.5

Method: 8015D - Gasoline Range Organics (GRO) (GC)

Analyte	Result	Qualifier	RL	MDL	Unit	D	Prepared	Analyzed	Dil Fac
Gasoline Range Organics [C6 - C10]	1.2	J	1.4	0.38	mg/Kg	☼	01/06/22 07:10	01/06/22 13:25	1

Surrogate	*%Recovery*	*Qualifier*	*Limits*	*Prepared*	*Analyzed*	*Dil Fac*
a,a,a-Trifluorotoluene	*97*		*46 - 156*	*01/06/22 07:10*	*01/06/22 13:25*	*1*

Method: 8015D - Diesel Range Organics (DRO) (GC)

Analyte	Result	Qualifier	RL	MDL	Unit	D	Prepared	Analyzed	Dil Fac
Diesel Range Organics [C10-C28]	20	U	20	6.1	mg/Kg	☼	01/03/22 14:39	01/05/22 11:14	1

Surrogate	*%Recovery*	*Qualifier*	*Limits*	*Prepared*	*Analyzed*	*Dil Fac*
o-Terphenyl	*83*		*48 - 125*	*01/03/22 14:39*	*01/05/22 11:14*	*1*

Method: 8082A - Polychlorinated Biphenyls (PCBs) by Gas Chromatography

Analyte	Result	Qualifier	RL	MDL	Unit	D	Prepared	Analyzed	Dil Fac
PCB-1016	0.24	U	0.24	0.048	mg/Kg	☼	01/03/22 08:48	01/04/22 18:28	1
PCB-1221	0.24	U	0.24	0.048	mg/Kg	☼	01/03/22 08:48	01/04/22 18:28	1
PCB-1232	0.24	U	0.24	0.048	mg/Kg	☼	01/03/22 08:48	01/04/22 18:28	1
PCB-1242	0.24	U	0.24	0.048	mg/Kg	☼	01/03/22 08:48	01/04/22 18:28	1
PCB-1248	0.24	U	0.24	0.048	mg/Kg	☼	01/03/22 08:48	01/04/22 18:28	1
PCB-1254	0.24	U	0.24	0.11	mg/Kg	☼	01/03/22 08:48	01/04/22 18:28	1
PCB-1260	0.24	U	0.24	0.11	mg/Kg	☼	01/03/22 08:48	01/04/22 18:28	1
PCB-1262	0.24	U	0.24	0.11	mg/Kg	☼	01/03/22 08:48	01/04/22 18:28	1
PCB-1268	0.24	U	0.24	0.11	mg/Kg	☼	01/03/22 08:48	01/04/22 18:28	1

Surrogate	*%Recovery*	*Qualifier*	*Limits*	*Prepared*	*Analyzed*	*Dil Fac*
DCB Decachlorobiphenyl	*127*		*65 - 174*	*01/03/22 08:48*	*01/04/22 18:28*	*1*
Tetrachloro-m-xylene	*117*		*60 - 154*	*01/03/22 08:48*	*01/04/22 18:28*	*1*

Client Sample ID: PF23
Lab Sample ID: 480-193838-23

Date Collected: 12/28/21 11:18
Matrix: Solid
Date Received: 12/29/21 11:25

Method: 8260C - TCLP Volatiles - TCLP

Analyte	Result	Qualifier	RL	MDL	Unit	D	Prepared	Analyzed	Dil Fac
1,1-Dichloroethene	0.010	U	0.010	0.0029	mg/L			01/11/22 15:24	10
1,2-Dichloroethane	0.010	U	0.010	0.0021	mg/L			01/11/22 15:24	10
2-Butanone (MEK)	0.050	U	0.050	0.013	mg/L			01/11/22 15:24	10
Benzene	0.010	U	0.010	0.0041	mg/L			01/11/22 15:24	10
Carbon tetrachloride	0.010	U	0.010	0.0027	mg/L			01/11/22 15:24	10
Chlorobenzene	0.010	U	0.010	0.0075	mg/L			01/11/22 15:24	10
Chloroform	0.010	U	0.010	0.0034	mg/L			01/11/22 15:24	10
Tetrachloroethene	0.010	U	0.010	0.0036	mg/L			01/11/22 15:24	10

Client Sample ID: PF23

Date Collected: 12/28/21 11:18
Date Received: 12/29/21 11:25

Lab Sample ID: 480-193838-23

Matrix: Solid

Method: 8260C - TCLP Volatiles - TCLP (Continued)

Analyte	Result	Qualifier	RL	MDL	Unit	D	Prepared	Analyzed	Dil Fac
Trichloroethene	0.010	U	0.010	0.0046	mg/L			01/11/22 15:24	10
Vinyl chloride	0.010	U	0.010	0.0090	mg/L			01/11/22 15:24	10

Surrogate	*%Recovery*	*Qualifier*	*Limits*	*Prepared*	*Analyzed*	*Dil Fac*
1,2-Dichloroethane-d4 (Surr)	*103*		*77 - 120*		*01/11/22 15:24*	*10*
4-Bromofluorobenzene (Surr)	*101*		*73 - 120*		*01/11/22 15:24*	*10*
Dibromofluoromethane (Surr)	*100*		*75 - 123*		*01/11/22 15:24*	*10*
Toluene-d8 (Surr)	*98*		*80 - 120*		*01/11/22 15:24*	*10*

Method: 8270D - Semivolatile Organic Compounds (GC/MS) - TCLP

Analyte	Result	Qualifier	RL	MDL	Unit	D	Prepared	Analyzed	Dil Fac
1,4-Dichlorobenzene	0.040	U	0.040	0.0018	mg/L		01/12/22 09:09	01/12/22 18:25	1
2,4,5-Trichlorophenol	0.020	U	0.020	0.0019	mg/L		01/12/22 09:09	01/12/22 18:25	1
2,4,6-Trichlorophenol	0.020	U	0.020	0.0024	mg/L		01/12/22 09:09	01/12/22 18:25	1
2,4-Dinitrotoluene	0.020	U	0.020	0.0017	mg/L		01/12/22 09:09	01/12/22 18:25	1
2-Methylphenol	0.020	U	0.020	0.0016	mg/L		01/12/22 09:09	01/12/22 18:25	1
3-Methylphenol	0.040	U	0.040	0.0016	mg/L		01/12/22 09:09	01/12/22 18:25	1
4-Methylphenol	0.040	U	0.040	0.0014	mg/L		01/12/22 09:09	01/12/22 18:25	1
Hexachlorobenzene	0.020	U	0.020	0.0020	mg/L		01/12/22 09:09	01/12/22 18:25	1
Hexachlorobutadiene	0.020	U	0.020	0.0027	mg/L		01/12/22 09:09	01/12/22 18:25	1
Hexachloroethane	0.020	U	0.020	0.0023	mg/L		01/12/22 09:09	01/12/22 18:25	1
Nitrobenzene	0.020	U	0.020	0.0011	mg/L		01/12/22 09:09	01/12/22 18:25	1
Pentachlorophenol	0.040	U	0.040	0.0088	mg/L		01/12/22 09:09	01/12/22 18:25	1
Pyridine	0.10	U	0.10	0.0016	mg/L		01/12/22 09:09	01/12/22 18:25	1

Surrogate	*%Recovery*	*Qualifier*	*Limits*	*Prepared*	*Analyzed*	*Dil Fac*
2,4,6-Tribromophenol (Surr)	*107*		*41 - 120*	*01/12/22 09:09*	*01/12/22 18:25*	*1*
2-Fluorobiphenyl (Surr)	*106*		*48 - 120*	*01/12/22 09:09*	*01/12/22 18:25*	*1*
2-Fluorophenol (Surr)	*54*		*35 - 120*	*01/12/22 09:09*	*01/12/22 18:25*	*1*
Nitrobenzene-d5 (Surr)	*104*		*46 - 120*	*01/12/22 09:09*	*01/12/22 18:25*	*1*
Phenol-d5 (Surr)	*37*		*22 - 120*	*01/12/22 09:09*	*01/12/22 18:25*	*1*
p-Terphenyl-d14 (Surr)	*107*		*60 - 148*	*01/12/22 09:09*	*01/12/22 18:25*	*1*

Method: 8081B - Organochlorine Pesticides (GC) - TCLP

Analyte	Result	Qualifier	RL	MDL	Unit	D	Prepared	Analyzed	Dil Fac
gamma-BHC (Lindane)	0.00020	U	0.00020	0.0000060	mg/L		01/11/22 15:23	01/12/22 10:26	1
Chlordane (technical)	0.0020	U	0.0020	0.000029	mg/L		01/11/22 15:23	01/12/22 10:26	1
Endrin	0.00020	U	0.00020	0.000014	mg/L		01/11/22 15:23	01/12/22 10:26	1
Heptachlor	0.00020	U	0.00020	0.0000085	mg/L		01/11/22 15:23	01/12/22 10:26	1
Heptachlor epoxide	0.00020	U *+	0.00020	0.0000053	mg/L		01/11/22 15:23	01/12/22 10:26	1
Methoxychlor	0.00020	U	0.00020	0.000014	mg/L		01/11/22 15:23	01/12/22 10:26	1
Toxaphene	0.0020	U	0.0020	0.00012	mg/L		01/11/22 15:23	01/12/22 10:26	1

Surrogate	*%Recovery*	*Qualifier*	*Limits*	*Prepared*	*Analyzed*	*Dil Fac*
DCB Decachlorobiphenyl	*92*		*20 - 120*	*01/11/22 15:23*	*01/12/22 10:26*	*1*
Tetrachloro-m-xylene	*113*		*44 - 120*	*01/11/22 15:23*	*01/12/22 10:26*	*1*

Method: 8151 - TCLP Herbicides - TCLP

Analyte	Result	Qualifier	RL	MDL	Unit	D	Prepared	Analyzed	Dil Fac
2,4-D	0.0020	U	0.0020	0.00040	mg/L		01/11/22 11:21	01/12/22 16:03	1
Silvex (2,4,5-TP)	0.0020	U	0.0020	0.00036	mg/L		01/11/22 11:21	01/12/22 16:03	1

Client Sample ID: PF23

Lab Sample ID: 480-193838-23

Date Collected: 12/28/21 11:18

Matrix: Solid

Date Received: 12/29/21 11:25

Surrogate	*%Recovery*	*Qualifier*	*Limits*	*Prepared*	*Analyzed*	*Dil Fac*
2,4-Dichlorophenylacetic acid	*16*	*S1-*	*48 - 132*	*01/11/22 11:21*	*01/12/22 16:03*	*1*

Method: 6010C - Metals (ICP) - TCLP

Analyte	Result	Qualifier	RL	MDL	Unit	D	Prepared	Analyzed	Dil Fac
Arsenic	0.015	U	0.015	0.0056	mg/L		01/11/22 11:24	01/11/22 20:56	1
Barium	**0.85**	**J**	1.0	0.10	mg/L		01/11/22 11:24	01/11/22 20:56	1
Cadmium	**0.0034**		0.0020	0.00050	mg/L		01/11/22 11:24	01/11/22 20:56	1
Chromium	0.020	U	0.020	0.010	mg/L		01/11/22 11:24	01/11/22 20:56	1
Lead	**0.46**		0.020	0.0030	mg/L		01/11/22 11:24	01/11/22 20:56	1
Selenium	0.025	U	0.025	0.0087	mg/L		01/11/22 11:24	01/11/22 20:56	1
Silver	0.0060	U	0.0060	0.0017	mg/L		01/11/22 11:24	01/11/22 20:56	1

Method: 7470A - TCLP Mercury - TCLP

Analyte	Result	Qualifier	RL	MDL	Unit	D	Prepared	Analyzed	Dil Fac
Mercury	0.00020	U	0.00020	0.000043	mg/L		01/11/22 12:54	01/11/22 16:07	1

General Chemistry

Analyte	Result	Qualifier	RL	MDL	Unit	D	Prepared	Analyzed	Dil Fac
Cyanide, Reactive	10	U	10	10	mg/Kg		01/07/22 08:30	01/07/22 16:30	1
Sulfide, Reactive	10	U	10	10	mg/Kg		01/07/22 08:30	01/07/22 14:00	1

Analyte	Result	Qualifier	RL	RL	Unit	D	Prepared	Analyzed	Dil Fac
Flashpoint	**>180**		50.0	50.0	Degrees F			01/12/22 20:39	1
pH	**8.0**	**HF**	0.1	0.1	SU			01/06/22 10:45	1
Temperature	**19.7**	**HF**	0.001	0.001	Degrees C			01/06/22 10:45	1

Client Sample ID: PF23

Lab Sample ID: 480-193838-23

Date Collected: 12/28/21 11:18

Matrix: Solid

Date Received: 12/29/21 11:25

Percent Solids: 82.0

Method: 8015D - Gasoline Range Organics (GRO) (GC)

Analyte	Result	Qualifier	RL	MDL	Unit	D	Prepared	Analyzed	Dil Fac
Gasoline Range Organics [C6 - C10]	**1.1**	**J**	1.4	0.36	mg/Kg	☼	01/06/22 07:10	01/06/22 14:01	1

Surrogate	*%Recovery*	*Qualifier*	*Limits*	*Prepared*	*Analyzed*	*Dil Fac*
a,a,a-Trifluorotoluene	*99*		*46 - 156*	*01/06/22 07:10*	*01/06/22 14:01*	*1*

Method: 8015D - Diesel Range Organics (DRO) (GC)

Analyte	Result	Qualifier	RL	MDL	Unit	D	Prepared	Analyzed	Dil Fac
Diesel Range Organics [C10-C28]	20	U	20	6.0	mg/Kg	☼	01/03/22 14:39	01/05/22 11:49	1

Surrogate	*%Recovery*	*Qualifier*	*Limits*	*Prepared*	*Analyzed*	*Dil Fac*
o-Terphenyl	*84*		*48 - 125*	*01/03/22 14:39*	*01/05/22 11:49*	*1*

Method: 8082A - Polychlorinated Biphenyls (PCBs) by Gas Chromatography

Analyte	Result	Qualifier	RL	MDL	Unit	D	Prepared	Analyzed	Dil Fac
PCB-1016	0.21	U	0.21	0.042	mg/Kg	☼	01/03/22 08:48	01/04/22 18:41	1
PCB-1221	0.21	U	0.21	0.042	mg/Kg	☼	01/03/22 08:48	01/04/22 18:41	1
PCB-1232	0.21	U	0.21	0.042	mg/Kg	☼	01/03/22 08:48	01/04/22 18:41	1
PCB-1242	0.21	U	0.21	0.042	mg/Kg	☼	01/03/22 08:48	01/04/22 18:41	1
PCB-1248	0.21	U	0.21	0.042	mg/Kg	☼	01/03/22 08:48	01/04/22 18:41	1
PCB-1254	0.21	U	0.21	0.099	mg/Kg	☼	01/03/22 08:48	01/04/22 18:41	1

Client Sample ID: PF23

Lab Sample ID: 480-193838-23

Date Collected: 12/28/21 11:18
Matrix: Solid
Date Received: 12/29/21 11:25
Percent Solids: 82.0

Method: 8082A - Polychlorinated Biphenyls (PCBs) by Gas Chromatography (Continued)

Analyte	Result	Qualifier	RL	MDL	Unit	D	Prepared	Analyzed	Dil Fac
PCB-1260	0.21	U	0.21	0.099	mg/Kg	☼	01/03/22 08:48	01/04/22 18:41	1
PCB-1262	0.21	U	0.21	0.099	mg/Kg	☼	01/03/22 08:48	01/04/22 18:41	1
PCB-1268	0.21	U	0.21	0.099	mg/Kg	☼	01/03/22 08:48	01/04/22 18:41	1

Surrogate	*%Recovery*	*Qualifier*	*Limits*	*Prepared*	*Analyzed*	*Dil Fac*
DCB Decachlorobiphenyl	*137*		*65 - 174*	*01/03/22 08:48*	*01/04/22 18:41*	*1*
Tetrachloro-m-xylene	*128*		*60 - 154*	*01/03/22 08:48*	*01/04/22 18:41*	*1*

Client Sample ID: PF24

Lab Sample ID: 480-193838-24

Date Collected: 12/28/21 11:24
Matrix: Solid
Date Received: 12/29/21 11:25

Method: 8260C - TCLP Volatiles - TCLP

Analyte	Result	Qualifier	RL	MDL	Unit	D	Prepared	Analyzed	Dil Fac
1,1-Dichloroethene	0.010	U	0.010	0.0029	mg/L			01/11/22 15:47	10
1,2-Dichloroethane	0.010	U	0.010	0.0021	mg/L			01/11/22 15:47	10
2-Butanone (MEK)	0.050	U	0.050	0.013	mg/L			01/11/22 15:47	10
Benzene	0.010	U	0.010	0.0041	mg/L			01/11/22 15:47	10
Carbon tetrachloride	0.010	U	0.010	0.0027	mg/L			01/11/22 15:47	10
Chlorobenzene	0.010	U	0.010	0.0075	mg/L			01/11/22 15:47	10
Chloroform	0.010	U	0.010	0.0034	mg/L			01/11/22 15:47	10
Tetrachloroethene	0.010	U	0.010	0.0036	mg/L			01/11/22 15:47	10
Trichloroethene	0.010	U	0.010	0.0046	mg/L			01/11/22 15:47	10
Vinyl chloride	0.010	U	0.010	0.0090	mg/L			01/11/22 15:47	10

Surrogate	*%Recovery*	*Qualifier*	*Limits*	*Prepared*	*Analyzed*	*Dil Fac*
1,2-Dichloroethane-d4 (Surr)	*104*		*77 - 120*		*01/11/22 15:47*	*10*
4-Bromofluorobenzene (Surr)	*99*		*73 - 120*		*01/11/22 15:47*	*10*
Dibromofluoromethane (Surr)	*102*		*75 - 123*		*01/11/22 15:47*	*10*
Toluene-d8 (Surr)	*95*		*80 - 120*		*01/11/22 15:47*	*10*

Method: 8270D - Semivolatile Organic Compounds (GC/MS) - TCLP

Analyte	Result	Qualifier	RL	MDL	Unit	D	Prepared	Analyzed	Dil Fac
1,4-Dichlorobenzene	0.040	U	0.040	0.0018	mg/L		01/12/22 09:09	01/12/22 18:49	1
2,4,5-Trichlorophenol	0.020	U	0.020	0.0019	mg/L		01/12/22 09:09	01/12/22 18:49	1
2,4,6-Trichlorophenol	0.020	U	0.020	0.0024	mg/L		01/12/22 09:09	01/12/22 18:49	1
2,4-Dinitrotoluene	0.020	U	0.020	0.0017	mg/L		01/12/22 09:09	01/12/22 18:49	1
2-Methylphenol	0.020	U	0.020	0.0016	mg/L		01/12/22 09:09	01/12/22 18:49	1
3-Methylphenol	0.040	U	0.040	0.0016	mg/L		01/12/22 09:09	01/12/22 18:49	1
4-Methylphenol	0.040	U	0.040	0.0014	mg/L		01/12/22 09:09	01/12/22 18:49	1
Hexachlorobenzene	0.020	U	0.020	0.0020	mg/L		01/12/22 09:09	01/12/22 18:49	1
Hexachlorobutadiene	0.020	U	0.020	0.0027	mg/L		01/12/22 09:09	01/12/22 18:49	1
Hexachloroethane	0.020	U	0.020	0.0023	mg/L		01/12/22 09:09	01/12/22 18:49	1
Nitrobenzene	0.020	U	0.020	0.0011	mg/L		01/12/22 09:09	01/12/22 18:49	1
Pentachlorophenol	0.040	U	0.040	0.0088	mg/L		01/12/22 09:09	01/12/22 18:49	1
Pyridine	0.10	U	0.10	0.0016	mg/L		01/12/22 09:09	01/12/22 18:49	1

Surrogate	*%Recovery*	*Qualifier*	*Limits*	*Prepared*	*Analyzed*	*Dil Fac*
2,4,6-Tribromophenol (Surr)	*99*		*41 - 120*	*01/12/22 09:09*	*01/12/22 18:49*	*1*
2-Fluorobiphenyl (Surr)	*101*		*48 - 120*	*01/12/22 09:09*	*01/12/22 18:49*	*1*
2-Fluorophenol (Surr)	*53*		*35 - 120*	*01/12/22 09:09*	*01/12/22 18:49*	*1*

Client Sample ID: PF24

Date Collected: 12/28/21 11:24
Date Received: 12/29/21 11:25

Lab Sample ID: 480-193838-24

Matrix: Solid

Method: 8270D - Semivolatile Organic Compounds (GC/MS) - TCLP (Continued)

Surrogate	*%Recovery*	*Qualifier*	*Limits*	*Prepared*	*Analyzed*	*Dil Fac*
Nitrobenzene-d5 (Surr)	*100*		*46 - 120*	*01/12/22 09:09*	*01/12/22 18:49*	*1*
Phenol-d5 (Surr)	*39*		*22 - 120*	*01/12/22 09:09*	*01/12/22 18:49*	*1*
p-Terphenyl-d14 (Surr)	*107*		*60 - 148*	*01/12/22 09:09*	*01/12/22 18:49*	*1*

Method: 8081B - Organochlorine Pesticides (GC) - TCLP

Analyte	Result	Qualifier	RL	MDL	Unit	D	Prepared	Analyzed	Dil Fac
gamma-BHC (Lindane)	0.00020	U	0.00020	0.0000060	mg/L		01/11/22 15:23	01/12/22 10:46	1
Chlordane (technical)	0.0020	U	0.0020	0.000029	mg/L		01/11/22 15:23	01/12/22 10:46	1
Endrin	0.00020	U	0.00020	0.000014	mg/L		01/11/22 15:23	01/12/22 10:46	1
Heptachlor	0.00020	U	0.00020	0.0000085	mg/L		01/11/22 15:23	01/12/22 10:46	1
Heptachlor epoxide	0.00020	U *+	0.00020	0.0000053	mg/L		01/11/22 15:23	01/12/22 10:46	1
Methoxychlor	0.00020	U	0.00020	0.000014	mg/L		01/11/22 15:23	01/12/22 10:46	1
Toxaphene	0.0020	U	0.0020	0.00012	mg/L		01/11/22 15:23	01/12/22 10:46	1

Surrogate	*%Recovery*	*Qualifier*	*Limits*	*Prepared*	*Analyzed*	*Dil Fac*
DCB Decachlorobiphenyl	*91*		*20 - 120*	*01/11/22 15:23*	*01/12/22 10:46*	*1*
Tetrachloro-m-xylene	*120*		*44 - 120*	*01/11/22 15:23*	*01/12/22 10:46*	*1*

Method: 8151 - TCLP Herbicides - TCLP

Analyte	Result	Qualifier	RL	MDL	Unit	D	Prepared	Analyzed	Dil Fac
2,4-D	0.0020	U	0.0020	0.00040	mg/L		01/11/22 11:21	01/12/22 16:32	1
Silvex (2,4,5-TP)	0.0020	U	0.0020	0.00036	mg/L		01/11/22 11:21	01/12/22 16:32	1

Surrogate	*%Recovery*	*Qualifier*	*Limits*	*Prepared*	*Analyzed*	*Dil Fac*
2,4-Dichlorophenylacetic acid	*9*	*S1-*	*48 - 132*	*01/11/22 11:21*	*01/12/22 16:32*	*1*

Method: 6010C - Metals (ICP) - TCLP

Analyte	Result	Qualifier	RL	MDL	Unit	D	Prepared	Analyzed	Dil Fac
Arsenic	0.015	U	0.015	0.0056	mg/L		01/11/22 11:24	01/11/22 21:00	1
Barium	**0.73**	**J**	1.0	0.10	mg/L		01/11/22 11:24	01/11/22 21:00	1
Cadmium	**0.0017**	**J**	0.0020	0.00050	mg/L		01/11/22 11:24	01/11/22 21:00	1
Chromium	0.020	U	0.020	0.010	mg/L		01/11/22 11:24	01/11/22 21:00	1
Lead	**0.013**	**J**	0.020	0.0030	mg/L		01/11/22 11:24	01/11/22 21:00	1
Selenium	0.025	U	0.025	0.0087	mg/L		01/11/22 11:24	01/11/22 21:00	1
Silver	0.0060	U	0.0060	0.0017	mg/L		01/11/22 11:24	01/11/22 21:00	1

Method: 7470A - TCLP Mercury - TCLP

Analyte	Result	Qualifier	RL	MDL	Unit	D	Prepared	Analyzed	Dil Fac
Mercury	0.00020	U	0.00020	0.000043	mg/L		01/11/22 12:54	01/11/22 16:09	1

General Chemistry

Analyte	Result	Qualifier	RL	MDL	Unit	D	Prepared	Analyzed	Dil Fac
Cyanide, Reactive	9.9	U	9.9	9.9	mg/Kg		01/07/22 08:30	01/07/22 16:32	1
Sulfide, Reactive	9.9	U	9.9	9.9	mg/Kg		01/07/22 08:30	01/07/22 14:00	1

Analyte	Result	Qualifier	RL	RL	Unit	D	Prepared	Analyzed	Dil Fac
Flashpoint	**>180**		50.0	50.0	Degrees F			01/12/22 20:39	1
pH	**7.8**	**HF**	0.1	0.1	SU			01/06/22 10:45	1
Temperature	**20.0**	**HF**	0.001	0.001	Degrees C			01/06/22 10:45	1

Client Sample ID: PF24

Lab Sample ID: 480-193838-24

Date Collected: 12/28/21 11:24
Date Received: 12/29/21 11:25

Matrix: Solid
Percent Solids: 85.8

Method: 8015D - Gasoline Range Organics (GRO) (GC)

Analyte	Result	Qualifier	RL	MDL	Unit	D	Prepared	Analyzed	Dil Fac
Gasoline Range Organics [C6 - C10]	1.4	U	1.4	0.37	mg/Kg	☼	01/06/22 07:10	01/06/22 15:13	1

Surrogate	*%Recovery*	*Qualifier*	*Limits*	*Prepared*	*Analyzed*	*Dil Fac*
a,a,a-Trifluorotoluene	*93*		*46 - 156*	*01/06/22 07:10*	*01/06/22 15:13*	*1*

Method: 8015D - Diesel Range Organics (DRO) (GC)

Analyte	Result	Qualifier	RL	MDL	Unit	D	Prepared	Analyzed	Dil Fac
Diesel Range Organics [C10-C28]	**40**		19	5.8	mg/Kg	☼	01/03/22 14:39	01/05/22 12:25	1

Surrogate	*%Recovery*	*Qualifier*	*Limits*	*Prepared*	*Analyzed*	*Dil Fac*
o-Terphenyl	*83*		*48 - 125*	*01/03/22 14:39*	*01/05/22 12:25*	*1*

Method: 8082A - Polychlorinated Biphenyls (PCBs) by Gas Chromatography

Analyte	Result	Qualifier	RL	MDL	Unit	D	Prepared	Analyzed	Dil Fac
PCB-1016	0.23	U	0.23	0.045	mg/Kg	☼	01/03/22 08:48	01/04/22 18:54	1
PCB-1221	0.23	U	0.23	0.045	mg/Kg	☼	01/03/22 08:48	01/04/22 18:54	1
PCB-1232	0.23	U	0.23	0.045	mg/Kg	☼	01/03/22 08:48	01/04/22 18:54	1
PCB-1242	0.23	U	0.23	0.045	mg/Kg	☼	01/03/22 08:48	01/04/22 18:54	1
PCB-1248	0.23	U	0.23	0.045	mg/Kg	☼	01/03/22 08:48	01/04/22 18:54	1
PCB-1254	0.23	U	0.23	0.11	mg/Kg	☼	01/03/22 08:48	01/04/22 18:54	1
PCB-1260	**0.24**		0.23	0.11	mg/Kg	☼	01/03/22 08:48	01/04/22 18:54	1
PCB-1262	0.23	U	0.23	0.11	mg/Kg	☼	01/03/22 08:48	01/04/22 18:54	1
PCB-1268	0.23	U	0.23	0.11	mg/Kg	☼	01/03/22 08:48	01/04/22 18:54	1

Surrogate	*%Recovery*	*Qualifier*	*Limits*	*Prepared*	*Analyzed*	*Dil Fac*
DCB Decachlorobiphenyl	*129*		*65 - 174*	*01/03/22 08:48*	*01/04/22 18:54*	*1*
Tetrachloro-m-xylene	*123*		*60 - 154*	*01/03/22 08:48*	*01/04/22 18:54*	*1*

Client Sample ID: PF25

Lab Sample ID: 480-193838-25

Date Collected: 12/28/21 11:30
Date Received: 12/29/21 11:25

Matrix: Solid

Method: 8260C - TCLP Volatiles - TCLP

Analyte	Result	Qualifier	RL	MDL	Unit	D	Prepared	Analyzed	Dil Fac
1,1-Dichloroethene	0.010	U	0.010	0.0029	mg/L			01/11/22 16:11	10
1,2-Dichloroethane	0.010	U	0.010	0.0021	mg/L			01/11/22 16:11	10
2-Butanone (MEK)	0.050	U	0.050	0.013	mg/L			01/11/22 16:11	10
Benzene	0.010	U	0.010	0.0041	mg/L			01/11/22 16:11	10
Carbon tetrachloride	0.010	U	0.010	0.0027	mg/L			01/11/22 16:11	10
Chlorobenzene	0.010	U	0.010	0.0075	mg/L			01/11/22 16:11	10
Chloroform	0.010	U	0.010	0.0034	mg/L			01/11/22 16:11	10
Tetrachloroethene	0.010	U	0.010	0.0036	mg/L			01/11/22 16:11	10
Trichloroethene	0.010	U	0.010	0.0046	mg/L			01/11/22 16:11	10
Vinyl chloride	0.010	U	0.010	0.0090	mg/L			01/11/22 16:11	10

Surrogate	*%Recovery*	*Qualifier*	*Limits*	*Prepared*	*Analyzed*	*Dil Fac*
1,2-Dichloroethane-d4 (Surr)	*101*		*77 - 120*		*01/11/22 16:11*	*10*
4-Bromofluorobenzene (Surr)	*98*		*73 - 120*		*01/11/22 16:11*	*10*
Dibromofluoromethane (Surr)	*100*		*75 - 123*		*01/11/22 16:11*	*10*
Toluene-d8 (Surr)	*95*		*80 - 120*		*01/11/22 16:11*	*10*

Client Sample Results

Client: Brydges Engineering in Environment & Energy DPC
Project/Site: Pilgrim Village Family

Job ID: 480-193838-1

Client Sample ID: PF25

Date Collected: 12/28/21 11:30
Date Received: 12/29/21 11:25

Lab Sample ID: 480-193838-25

Matrix: Solid

Method: 8270D - Semivolatile Organic Compounds (GC/MS) - TCLP

Analyte	Result	Qualifier	RL	MDL	Unit	D	Prepared	Analyzed	Dil Fac
1,4-Dichlorobenzene	0.040	U	0.040	0.0018	mg/L		01/12/22 09:09	01/12/22 19:14	1
2,4,5-Trichlorophenol	0.020	U	0.020	0.0019	mg/L		01/12/22 09:09	01/12/22 19:14	1
2,4,6-Trichlorophenol	0.020	U	0.020	0.0024	mg/L		01/12/22 09:09	01/12/22 19:14	1
2,4-Dinitrotoluene	0.020	U	0.020	0.0017	mg/L		01/12/22 09:09	01/12/22 19:14	1
2-Methylphenol	0.020	U	0.020	0.0016	mg/L		01/12/22 09:09	01/12/22 19:14	1
3-Methylphenol	0.040	U	0.040	0.0016	mg/L		01/12/22 09:09	01/12/22 19:14	1
4-Methylphenol	0.040	U	0.040	0.0014	mg/L		01/12/22 09:09	01/12/22 19:14	1
Hexachlorobenzene	0.020	U	0.020	0.0020	mg/L		01/12/22 09:09	01/12/22 19:14	1
Hexachlorobutadiene	0.020	U	0.020	0.0027	mg/L		01/12/22 09:09	01/12/22 19:14	1
Hexachloroethane	0.020	U	0.020	0.0023	mg/L		01/12/22 09:09	01/12/22 19:14	1
Nitrobenzene	0.020	U	0.020	0.0011	mg/L		01/12/22 09:09	01/12/22 19:14	1
Pentachlorophenol	0.040	U	0.040	0.0088	mg/L		01/12/22 09:09	01/12/22 19:14	1
Pyridine	0.10	U	0.10	0.0016	mg/L		01/12/22 09:09	01/12/22 19:14	1

Surrogate	*%Recovery*	*Qualifier*	*Limits*	*Prepared*	*Analyzed*	*Dil Fac*
2,4,6-Tribromophenol (Surr)	*100*		*41 - 120*	*01/12/22 09:09*	*01/12/22 19:14*	*1*
2-Fluorobiphenyl (Surr)	*103*		*48 - 120*	*01/12/22 09:09*	*01/12/22 19:14*	*1*
2-Fluorophenol (Surr)	*54*		*35 - 120*	*01/12/22 09:09*	*01/12/22 19:14*	*1*
Nitrobenzene-d5 (Surr)	*100*		*46 - 120*	*01/12/22 09:09*	*01/12/22 19:14*	*1*
Phenol-d5 (Surr)	*38*		*22 - 120*	*01/12/22 09:09*	*01/12/22 19:14*	*1*
p-Terphenyl-d14 (Surr)	*111*		*60 - 148*	*01/12/22 09:09*	*01/12/22 19:14*	*1*

Method: 8081B - Organochlorine Pesticides (GC) - TCLP

Analyte	Result	Qualifier	RL	MDL	Unit	D	Prepared	Analyzed	Dil Fac
gamma-BHC (Lindane)	0.00020	U	0.00020	0.0000060	mg/L		01/11/22 15:23	01/12/22 11:06	1
Chlordane (technical)	0.0020	U	0.0020	0.000029	mg/L		01/11/22 15:23	01/12/22 11:06	1
Endrin	0.00020	U	0.00020	0.000014	mg/L		01/11/22 15:23	01/12/22 11:06	1
Heptachlor	0.00020	U	0.00020	0.0000085	mg/L		01/11/22 15:23	01/12/22 11:06	1
Heptachlor epoxide	0.00020	U *+	0.00020	0.0000053	mg/L		01/11/22 15:23	01/12/22 11:06	1
Methoxychlor	0.00020	U	0.00020	0.000014	mg/L		01/11/22 15:23	01/12/22 11:06	1
Toxaphene	0.0020	U	0.0020	0.00012	mg/L		01/11/22 15:23	01/12/22 11:06	1

Surrogate	*%Recovery*	*Qualifier*	*Limits*	*Prepared*	*Analyzed*	*Dil Fac*
DCB Decachlorobiphenyl	*105*		*20 - 120*	*01/11/22 15:23*	*01/12/22 11:06*	*1*
Tetrachloro-m-xylene	*132*	*S1+*	*44 - 120*	*01/11/22 15:23*	*01/12/22 11:06*	*1*

Method: 8151 - TCLP Herbicides - TCLP

Analyte	Result	Qualifier	RL	MDL	Unit	D	Prepared	Analyzed	Dil Fac
2,4-D	0.0020	U	0.0020	0.00040	mg/L		01/11/22 11:21	01/12/22 17:02	1
Silvex (2,4,5-TP)	0.0020	U	0.0020	0.00036	mg/L		01/11/22 11:21	01/12/22 17:02	1

Surrogate	*%Recovery*	*Qualifier*	*Limits*	*Prepared*	*Analyzed*	*Dil Fac*
2,4-Dichlorophenylacetic acid	*8*	*S1-*	*48 - 132*	*01/11/22 11:21*	*01/12/22 17:02*	*1*

Method: 6010C - Metals (ICP) - TCLP

Analyte	Result	Qualifier	RL	MDL	Unit	D	Prepared	Analyzed	Dil Fac
Arsenic	0.015	U	0.015	0.0056	mg/L		01/11/22 11:24	01/11/22 21:15	1
Barium	**0.66**	**J**	1.0	0.10	mg/L		01/11/22 11:24	01/11/22 21:15	1
Cadmium	**0.0021**		0.0020	0.00050	mg/L		01/11/22 11:24	01/11/22 21:15	1
Chromium	0.020	U	0.020	0.010	mg/L		01/11/22 11:24	01/11/22 21:15	1
Lead	**0.020**		0.020	0.0030	mg/L		01/11/22 11:24	01/11/22 21:15	1

Client Sample ID: PF25

Lab Sample ID: 480-193838-25

Date Collected: 12/28/21 11:30
Matrix: Solid
Date Received: 12/29/21 11:25

Method: 6010C - Metals (ICP) - TCLP (Continued)

Analyte	Result	Qualifier	RL	MDL	Unit	D	Prepared	Analyzed	Dil Fac
Selenium	0.025	U	0.025	0.0087	mg/L		01/11/22 11:24	01/11/22 21:15	1
Silver	0.0060	U	0.0060	0.0017	mg/L		01/11/22 11:24	01/11/22 21:15	1

Method: 7470A - TCLP Mercury - TCLP

Analyte	Result	Qualifier	RL	MDL	Unit	D	Prepared	Analyzed	Dil Fac
Mercury	0.00020	U	0.00020	0.000043	mg/L		01/11/22 12:54	01/11/22 16:10	1

General Chemistry

Analyte	Result	Qualifier	RL	MDL	Unit	D	Prepared	Analyzed	Dil Fac
Cyanide, Reactive	10	U	10	10	mg/Kg		01/07/22 08:30	01/07/22 16:33	1
Sulfide, Reactive	10	U	10	10	mg/Kg		01/07/22 08:30	01/07/22 14:00	1

Analyte	Result	Qualifier	RL	RL	Unit	D	Prepared	Analyzed	Dil Fac
Flashpoint	**>180**		50.0	50.0	Degrees F			01/12/22 20:39	1
pH	**8.0**	**HF**	0.1	0.1	SU			01/06/22 10:45	1
Temperature	**20.0**	**HF**	0.001	0.001	Degrees C			01/06/22 10:45	1

Client Sample ID: PF25

Lab Sample ID: 480-193838-25

Date Collected: 12/28/21 11:30
Matrix: Solid
Date Received: 12/29/21 11:25
Percent Solids: 86.1

Method: 8015D - Gasoline Range Organics (GRO) (GC)

Analyte	Result	Qualifier	RL	MDL	Unit	D	Prepared	Analyzed	Dil Fac
Gasoline Range Organics [C6 - C10]	**1.1**	**J**	1.3	0.33	mg/Kg	☼	01/06/22 07:10	01/06/22 15:49	1

Surrogate	*%Recovery*	*Qualifier*	*Limits*	*Prepared*	*Analyzed*	*Dil Fac*
a,a,a-Trifluorotoluene	*95*		*46 - 156*	*01/06/22 07:10*	*01/06/22 15:49*	*1*

Method: 8015D - Diesel Range Organics (DRO) (GC)

Analyte	Result	Qualifier	RL	MDL	Unit	D	Prepared	Analyzed	Dil Fac
Diesel Range Organics [C10-C28]	**15**	**J**	19	5.8	mg/Kg	☼	01/04/22 08:14	01/05/22 21:56	1

Surrogate	*%Recovery*	*Qualifier*	*Limits*	*Prepared*	*Analyzed*	*Dil Fac*
o-Terphenyl	*88*		*48 - 125*	*01/04/22 08:14*	*01/05/22 21:56*	*1*

Method: 8082A - Polychlorinated Biphenyls (PCBs) by Gas Chromatography

Analyte	Result	Qualifier	RL	MDL	Unit	D	Prepared	Analyzed	Dil Fac
PCB-1016	0.28	U	0.28	0.055	mg/Kg	☼	01/03/22 08:48	01/04/22 19:07	1
PCB-1221	0.28	U	0.28	0.055	mg/Kg	☼	01/03/22 08:48	01/04/22 19:07	1
PCB-1232	0.28	U	0.28	0.055	mg/Kg	☼	01/03/22 08:48	01/04/22 19:07	1
PCB-1242	0.28	U	0.28	0.055	mg/Kg	☼	01/03/22 08:48	01/04/22 19:07	1
PCB-1248	0.28	U	0.28	0.055	mg/Kg	☼	01/03/22 08:48	01/04/22 19:07	1
PCB-1254	0.28	U	0.28	0.13	mg/Kg	☼	01/03/22 08:48	01/04/22 19:07	1
PCB-1260	**2.1**		0.28	0.13	mg/Kg	☼	01/03/22 08:48	01/04/22 19:07	1
PCB-1262	0.28	U	0.28	0.13	mg/Kg	☼	01/03/22 08:48	01/04/22 19:07	1
PCB-1268	0.28	U	0.28	0.13	mg/Kg	☼	01/03/22 08:48	01/04/22 19:07	1

Surrogate	*%Recovery*	*Qualifier*	*Limits*	*Prepared*	*Analyzed*	*Dil Fac*
DCB Decachlorobiphenyl	*138*		*65 - 174*	*01/03/22 08:48*	*01/04/22 19:07*	*1*
Tetrachloro-m-xylene	*130*		*60 - 154*	*01/03/22 08:48*	*01/04/22 19:07*	*1*

Client Sample Results

Client: Brydges Engineering in Environment & Energy DPC
Project/Site: Pilgrim Village Family

Job ID: 480-193838-1

Client Sample ID: PF26

Date Collected: 12/28/21 11:36
Date Received: 12/29/21 11:25

Lab Sample ID: 480-193838-26

Matrix: Solid

Method: 8260C - TCLP Volatiles - TCLP

Analyte	Result	Qualifier	RL	MDL	Unit	D	Prepared	Analyzed	Dil Fac
1,1-Dichloroethene	0.010	U	0.010	0.0029	mg/L			01/11/22 16:34	10
1,2-Dichloroethane	0.010	U	0.010	0.0021	mg/L			01/11/22 16:34	10
2-Butanone (MEK)	0.050	U	0.050	0.013	mg/L			01/11/22 16:34	10
Benzene	0.010	U	0.010	0.0041	mg/L			01/11/22 16:34	10
Carbon tetrachloride	0.010	U	0.010	0.0027	mg/L			01/11/22 16:34	10
Chlorobenzene	0.010	U	0.010	0.0075	mg/L			01/11/22 16:34	10
Chloroform	0.010	U	0.010	0.0034	mg/L			01/11/22 16:34	10
Tetrachloroethene	0.010	U	0.010	0.0036	mg/L			01/11/22 16:34	10
Trichloroethene	0.010	U	0.010	0.0046	mg/L			01/11/22 16:34	10
Vinyl chloride	0.010	U	0.010	0.0090	mg/L			01/11/22 16:34	10

Surrogate	*%Recovery*	*Qualifier*	*Limits*	*Prepared*	*Analyzed*	*Dil Fac*
1,2-Dichloroethane-d4 (Surr)	*102*		*77 - 120*		*01/11/22 16:34*	*10*
4-Bromofluorobenzene (Surr)	*94*		*73 - 120*		*01/11/22 16:34*	*10*
Dibromofluoromethane (Surr)	*99*		*75 - 123*		*01/11/22 16:34*	*10*
Toluene-d8 (Surr)	*93*		*80 - 120*		*01/11/22 16:34*	*10*

Method: 8270D - Semivolatile Organic Compounds (GC/MS) - TCLP

Analyte	Result	Qualifier	RL	MDL	Unit	D	Prepared	Analyzed	Dil Fac
1,4-Dichlorobenzene	0.040	U	0.040	0.0018	mg/L		01/12/22 09:09	01/12/22 19:37	1
2,4,5-Trichlorophenol	0.020	U	0.020	0.0019	mg/L		01/12/22 09:09	01/12/22 19:37	1
2,4,6-Trichlorophenol	0.020	U	0.020	0.0024	mg/L		01/12/22 09:09	01/12/22 19:37	1
2,4-Dinitrotoluene	0.020	U	0.020	0.0017	mg/L		01/12/22 09:09	01/12/22 19:37	1
2-Methylphenol	0.020	U	0.020	0.0016	mg/L		01/12/22 09:09	01/12/22 19:37	1
3-Methylphenol	0.040	U	0.040	0.0016	mg/L		01/12/22 09:09	01/12/22 19:37	1
4-Methylphenol	0.040	U	0.040	0.0014	mg/L		01/12/22 09:09	01/12/22 19:37	1
Hexachlorobenzene	0.020	U	0.020	0.0020	mg/L		01/12/22 09:09	01/12/22 19:37	1
Hexachlorobutadiene	0.020	U	0.020	0.0027	mg/L		01/12/22 09:09	01/12/22 19:37	1
Hexachloroethane	0.020	U	0.020	0.0023	mg/L		01/12/22 09:09	01/12/22 19:37	1
Nitrobenzene	0.020	U	0.020	0.0011	mg/L		01/12/22 09:09	01/12/22 19:37	1
Pentachlorophenol	0.040	U	0.040	0.0088	mg/L		01/12/22 09:09	01/12/22 19:37	1
Pyridine	0.10	U	0.10	0.0016	mg/L		01/12/22 09:09	01/12/22 19:37	1

Surrogate	*%Recovery*	*Qualifier*	*Limits*	*Prepared*	*Analyzed*	*Dil Fac*
2,4,6-Tribromophenol (Surr)	*92*		*41 - 120*	*01/12/22 09:09*	*01/12/22 19:37*	*1*
2-Fluorobiphenyl (Surr)	*96*		*48 - 120*	*01/12/22 09:09*	*01/12/22 19:37*	*1*
2-Fluorophenol (Surr)	*51*		*35 - 120*	*01/12/22 09:09*	*01/12/22 19:37*	*1*
Nitrobenzene-d5 (Surr)	*94*		*46 - 120*	*01/12/22 09:09*	*01/12/22 19:37*	*1*
Phenol-d5 (Surr)	*33*		*22 - 120*	*01/12/22 09:09*	*01/12/22 19:37*	*1*
p-Terphenyl-d14 (Surr)	*101*		*60 - 148*	*01/12/22 09:09*	*01/12/22 19:37*	*1*

Method: 8081B - Organochlorine Pesticides (GC) - TCLP

Analyte	Result	Qualifier	RL	MDL	Unit	D	Prepared	Analyzed	Dil Fac
gamma-BHC (Lindane)	0.00020	U	0.00020	0.0000060	mg/L		01/11/22 15:23	01/12/22 11:25	1
Chlordane (technical)	0.0020	U	0.0020	0.000029	mg/L		01/11/22 15:23	01/12/22 11:25	1
Endrin	0.00020	U	0.00020	0.000014	mg/L		01/11/22 15:23	01/12/22 11:25	1
Heptachlor	0.00020	U	0.00020	0.0000085	mg/L		01/11/22 15:23	01/12/22 11:25	1
Heptachlor epoxide	0.00020	U *+	0.00020	0.0000053	mg/L		01/11/22 15:23	01/12/22 11:25	1
Methoxychlor	0.00020	U	0.00020	0.000014	mg/L		01/11/22 15:23	01/12/22 11:25	1
Toxaphene	0.0020	U	0.0020	0.00012	mg/L		01/11/22 15:23	01/12/22 11:25	1

Client Sample ID: PF26
Date Collected: 12/28/21 11:36
Date Received: 12/29/21 11:25

Lab Sample ID: 480-193838-26
Matrix: Solid

Surrogate	*%Recovery*	*Qualifier*	*Limits*	*Prepared*	*Analyzed*	*Dil Fac*
DCB Decachlorobiphenyl	*86*		*20 - 120*	*01/11/22 15:23*	*01/12/22 11:25*	*1*
Tetrachloro-m-xylene	*136*	*S1+*	*44 - 120*	*01/11/22 15:23*	*01/12/22 11:25*	*1*

Method: 8151 - TCLP Herbicides - TCLP

Analyte	Result	Qualifier	RL	MDL	Unit	D	Prepared	Analyzed	Dil Fac
2,4-D	0.0020	U	0.0020	0.00040	mg/L		01/11/22 11:21	01/12/22 17:32	1
Silvex (2,4,5-TP)	0.0020	U	0.0020	0.00036	mg/L		01/11/22 11:21	01/12/22 17:32	1

Surrogate	*%Recovery*	*Qualifier*	*Limits*	*Prepared*	*Analyzed*	*Dil Fac*
2,4-Dichlorophenylacetic acid	*11*	*S1-*	*48 - 132*	*01/11/22 11:21*	*01/12/22 17:32*	*1*

Method: 6010C - Metals (ICP) - TCLP

Analyte	Result	Qualifier	RL	MDL	Unit	D	Prepared	Analyzed	Dil Fac
Arsenic	0.015	U	0.015	0.0056	mg/L		01/11/22 11:24	01/11/22 21:19	1
Barium	**0.69**	**J**	1.0	0.10	mg/L		01/11/22 11:24	01/11/22 21:19	1
Cadmium	**0.0014**	**J**	0.0020	0.00050	mg/L		01/11/22 11:24	01/11/22 21:19	1
Chromium	0.020	U	0.020	0.010	mg/L		01/11/22 11:24	01/11/22 21:19	1
Lead	**0.013**	**J**	0.020	0.0030	mg/L		01/11/22 11:24	01/11/22 21:19	1
Selenium	0.025	U	0.025	0.0087	mg/L		01/11/22 11:24	01/11/22 21:19	1
Silver	0.0060	U	0.0060	0.0017	mg/L		01/11/22 11:24	01/11/22 21:19	1

Method: 7470A - TCLP Mercury - TCLP

Analyte	Result	Qualifier	RL	MDL	Unit	D	Prepared	Analyzed	Dil Fac
Mercury	0.00020	U	0.00020	0.000043	mg/L		01/11/22 12:54	01/11/22 16:11	1

General Chemistry

Analyte	Result	Qualifier	RL	MDL	Unit	D	Prepared	Analyzed	Dil Fac
Cyanide, Reactive	9.9	U	9.9	9.9	mg/Kg		01/07/22 08:30	01/07/22 16:37	1
Sulfide, Reactive	9.9	U	9.9	9.9	mg/Kg		01/07/22 08:30	01/07/22 14:00	1

Analyte	Result	Qualifier	RL	RL	Unit	D	Prepared	Analyzed	Dil Fac
Flashpoint	**>180**		50.0	50.0	Degrees F			01/12/22 20:39	1
pH	**8.7**	**HF**	0.1	0.1	SU			01/07/22 14:05	1
Temperature	**21.6**	**HF**	0.001	0.001	Degrees C			01/07/22 14:05	1

Client Sample ID: PF26
Date Collected: 12/28/21 11:36
Date Received: 12/29/21 11:25

Lab Sample ID: 480-193838-26
Matrix: Solid
Percent Solids: 89.8

Method: 8015D - Gasoline Range Organics (GRO) (GC)

Analyte	Result	Qualifier	RL	MDL	Unit	D	Prepared	Analyzed	Dil Fac
Gasoline Range Organics [C6 - C10]	**1.0**	**J**	1.2	0.32	mg/Kg	☼	01/06/22 07:10	01/06/22 16:25	1

Surrogate	*%Recovery*	*Qualifier*	*Limits*	*Prepared*	*Analyzed*	*Dil Fac*
a,a,a-Trifluorotoluene	*101*		*46 - 156*	*01/06/22 07:10*	*01/06/22 16:25*	*1*

Method: 8015D - Diesel Range Organics (DRO) (GC)

Analyte	Result	Qualifier	RL	MDL	Unit	D	Prepared	Analyzed	Dil Fac
Diesel Range Organics [C10-C28]	**9.0**	**J**	18	5.5	mg/Kg	☼	01/04/22 08:14	01/05/22 22:32	1

Surrogate	*%Recovery*	*Qualifier*	*Limits*	*Prepared*	*Analyzed*	*Dil Fac*
o-Terphenyl	*68*		*48 - 125*	*01/04/22 08:14*	*01/05/22 22:32*	*1*

Client Sample ID: PF26

Lab Sample ID: 480-193838-26

Date Collected: 12/28/21 11:36
Date Received: 12/29/21 11:25

Matrix: Solid
Percent Solids: 89.8

Method: 8082A - Polychlorinated Biphenyls (PCBs) by Gas Chromatography

Analyte	Result	Qualifier	RL	MDL	Unit	D	Prepared	Analyzed	Dil Fac
PCB-1016	0.24	U	0.24	0.047	mg/Kg	☼	01/03/22 08:48	01/04/22 19:19	1
PCB-1221	0.24	U	0.24	0.047	mg/Kg	☼	01/03/22 08:48	01/04/22 19:19	1
PCB-1232	0.24	U	0.24	0.047	mg/Kg	☼	01/03/22 08:48	01/04/22 19:19	1
PCB-1242	0.24	U	0.24	0.047	mg/Kg	☼	01/03/22 08:48	01/04/22 19:19	1
PCB-1248	0.24	U	0.24	0.047	mg/Kg	☼	01/03/22 08:48	01/04/22 19:19	1
PCB-1254	0.24	U	0.24	0.11	mg/Kg	☼	01/03/22 08:48	01/04/22 19:19	1
PCB-1260	**0.12**	**J**	0.24	0.11	mg/Kg	☼	01/03/22 08:48	01/04/22 19:19	1
PCB-1262	0.24	U	0.24	0.11	mg/Kg	☼	01/03/22 08:48	01/04/22 19:19	1
PCB-1268	0.24	U	0.24	0.11	mg/Kg	☼	01/03/22 08:48	01/04/22 19:19	1

Surrogate	*%Recovery*	*Qualifier*	*Limits*	*Prepared*	*Analyzed*	*Dil Fac*
DCB Decachlorobiphenyl	*145*		*65 - 174*	*01/03/22 08:48*	*01/04/22 19:19*	*1*
Tetrachloro-m-xylene	*136*		*60 - 154*	*01/03/22 08:48*	*01/04/22 19:19*	*1*

Client Sample ID: PF27

Lab Sample ID: 480-193838-27

Date Collected: 12/28/21 11:42
Date Received: 12/29/21 11:25

Matrix: Solid

Method: 8260C - TCLP Volatiles - TCLP

Analyte	Result	Qualifier	RL	MDL	Unit	D	Prepared	Analyzed	Dil Fac
1,1-Dichloroethene	0.010	U	0.010	0.0029	mg/L			01/11/22 16:58	10
1,2-Dichloroethane	0.010	U	0.010	0.0021	mg/L			01/11/22 16:58	10
2-Butanone (MEK)	0.050	U	0.050	0.013	mg/L			01/11/22 16:58	10
Benzene	0.010	U	0.010	0.0041	mg/L			01/11/22 16:58	10
Carbon tetrachloride	0.010	U	0.010	0.0027	mg/L			01/11/22 16:58	10
Chlorobenzene	0.010	U	0.010	0.0075	mg/L			01/11/22 16:58	10
Chloroform	0.010	U	0.010	0.0034	mg/L			01/11/22 16:58	10
Tetrachloroethene	0.010	U	0.010	0.0036	mg/L			01/11/22 16:58	10
Trichloroethene	0.010	U	0.010	0.0046	mg/L			01/11/22 16:58	10
Vinyl chloride	0.010	U	0.010	0.0090	mg/L			01/11/22 16:58	10

Surrogate	*%Recovery*	*Qualifier*	*Limits*	*Prepared*	*Analyzed*	*Dil Fac*
1,2-Dichloroethane-d4 (Surr)	*103*		*77 - 120*		*01/11/22 16:58*	*10*
4-Bromofluorobenzene (Surr)	*101*		*73 - 120*		*01/11/22 16:58*	*10*
Dibromofluoromethane (Surr)	*103*		*75 - 123*		*01/11/22 16:58*	*10*
Toluene-d8 (Surr)	*99*		*80 - 120*		*01/11/22 16:58*	*10*

Method: 8270D - Semivolatile Organic Compounds (GC/MS) - TCLP

Analyte	Result	Qualifier	RL	MDL	Unit	D	Prepared	Analyzed	Dil Fac
1,4-Dichlorobenzene	0.040	U	0.040	0.0018	mg/L		01/12/22 09:09	01/12/22 20:01	1
2,4,5-Trichlorophenol	0.020	U	0.020	0.0019	mg/L		01/12/22 09:09	01/12/22 20:01	1
2,4,6-Trichlorophenol	0.020	U	0.020	0.0024	mg/L		01/12/22 09:09	01/12/22 20:01	1
2,4-Dinitrotoluene	0.020	U	0.020	0.0017	mg/L		01/12/22 09:09	01/12/22 20:01	1
2-Methylphenol	0.020	U	0.020	0.0016	mg/L		01/12/22 09:09	01/12/22 20:01	1
3-Methylphenol	0.040	U	0.040	0.0016	mg/L		01/12/22 09:09	01/12/22 20:01	1
4-Methylphenol	0.040	U	0.040	0.0014	mg/L		01/12/22 09:09	01/12/22 20:01	1
Hexachlorobenzene	0.020	U	0.020	0.0020	mg/L		01/12/22 09:09	01/12/22 20:01	1
Hexachlorobutadiene	0.020	U	0.020	0.0027	mg/L		01/12/22 09:09	01/12/22 20:01	1
Hexachloroethane	0.020	U	0.020	0.0023	mg/L		01/12/22 09:09	01/12/22 20:01	1
Nitrobenzene	0.020	U	0.020	0.0011	mg/L		01/12/22 09:09	01/12/22 20:01	1
Pentachlorophenol	0.040	U	0.040	0.0088	mg/L		01/12/22 09:09	01/12/22 20:01	1

Client Sample ID: PF27

Date Collected: 12/28/21 11:42
Date Received: 12/29/21 11:25

Lab Sample ID: 480-193838-27

Matrix: Solid

Method: 8270D - Semivolatile Organic Compounds (GC/MS) - TCLP (Continued)

Analyte	Result	Qualifier	RL	MDL	Unit	D	Prepared	Analyzed	Dil Fac
Pyridine	0.10	U	0.10	0.0016	mg/L		01/12/22 09:09	01/12/22 20:01	1

Surrogate	*%Recovery*	*Qualifier*	*Limits*	*Prepared*	*Analyzed*	*Dil Fac*
2,4,6-Tribromophenol (Surr)	*96*		*41 - 120*	*01/12/22 09:09*	*01/12/22 20:01*	*1*
2-Fluorobiphenyl (Surr)	*99*		*48 - 120*	*01/12/22 09:09*	*01/12/22 20:01*	*1*
2-Fluorophenol (Surr)	*55*		*35 - 120*	*01/12/22 09:09*	*01/12/22 20:01*	*1*
Nitrobenzene-d5 (Surr)	*97*		*46 - 120*	*01/12/22 09:09*	*01/12/22 20:01*	*1*
Phenol-d5 (Surr)	*38*		*22 - 120*	*01/12/22 09:09*	*01/12/22 20:01*	*1*
p-Terphenyl-d14 (Surr)	*110*		*60 - 148*	*01/12/22 09:09*	*01/12/22 20:01*	*1*

Method: 8081B - Organochlorine Pesticides (GC) - TCLP

Analyte	Result	Qualifier	RL	MDL	Unit	D	Prepared	Analyzed	Dil Fac
gamma-BHC (Lindane)	0.00020	U	0.00020	0.0000060	mg/L		01/11/22 15:23	01/12/22 11:45	1
Chlordane (technical)	0.0020	U	0.0020	0.000029	mg/L		01/11/22 15:23	01/12/22 11:45	1
Endrin	0.00020	U	0.00020	0.000014	mg/L		01/11/22 15:23	01/12/22 11:45	1
Heptachlor	0.00020	U	0.00020	0.0000085	mg/L		01/11/22 15:23	01/12/22 11:45	1
Heptachlor epoxide	0.00020	U *+	0.00020	0.0000053	mg/L		01/11/22 15:23	01/12/22 11:45	1
Methoxychlor	0.00020	U	0.00020	0.000014	mg/L		01/11/22 15:23	01/12/22 11:45	1
Toxaphene	0.0020	U	0.0020	0.00012	mg/L		01/11/22 15:23	01/12/22 11:45	1

Surrogate	*%Recovery*	*Qualifier*	*Limits*	*Prepared*	*Analyzed*	*Dil Fac*
DCB Decachlorobiphenyl	*94*		*20 - 120*	*01/11/22 15:23*	*01/12/22 11:45*	*1*
Tetrachloro-m-xylene	*138*	*S1+*	*44 - 120*	*01/11/22 15:23*	*01/12/22 11:45*	*1*

Method: 8151 - TCLP Herbicides - TCLP

Analyte	Result	Qualifier	RL	MDL	Unit	D	Prepared	Analyzed	Dil Fac
2,4-D	0.0020	U	0.0020	0.00040	mg/L		01/11/22 11:21	01/12/22 18:31	1
Silvex (2,4,5-TP)	0.0020	U	0.0020	0.00036	mg/L		01/11/22 11:21	01/12/22 18:31	1

Surrogate	*%Recovery*	*Qualifier*	*Limits*	*Prepared*	*Analyzed*	*Dil Fac*
2,4-Dichlorophenylacetic acid	*19*	*S1-*	*48 - 132*	*01/11/22 11:21*	*01/12/22 18:31*	*1*

Method: 6010C - Metals (ICP) - TCLP

Analyte	Result	Qualifier	RL	MDL	Unit	D	Prepared	Analyzed	Dil Fac
Arsenic	0.015	U	0.015	0.0056	mg/L		01/11/22 11:24	01/11/22 21:23	1
Barium	**0.70**	**J**	1.0	0.10	mg/L		01/11/22 11:24	01/11/22 21:23	1
Cadmium	**0.0023**		0.0020	0.00050	mg/L		01/11/22 11:24	01/11/22 21:23	1
Chromium	0.020	U	0.020	0.010	mg/L		01/11/22 11:24	01/11/22 21:23	1
Lead	**0.037**		0.020	0.0030	mg/L		01/11/22 11:24	01/11/22 21:23	1
Selenium	0.025	U	0.025	0.0087	mg/L		01/11/22 11:24	01/11/22 21:23	1
Silver	0.0060	U	0.0060	0.0017	mg/L		01/11/22 11:24	01/11/22 21:23	1

Method: 7470A - TCLP Mercury - TCLP

Analyte	Result	Qualifier	RL	MDL	Unit	D	Prepared	Analyzed	Dil Fac
Mercury	0.00020	U	0.00020	0.000043	mg/L		01/11/22 12:54	01/11/22 16:13	1

General Chemistry

Analyte	Result	Qualifier	RL	MDL	Unit	D	Prepared	Analyzed	Dil Fac
Cyanide, Reactive	10	U	10	10	mg/Kg		01/07/22 08:30	01/07/22 16:39	1
Sulfide, Reactive	10	U	10	10	mg/Kg		01/07/22 08:30	01/07/22 14:00	1

Client Sample ID: PF27
Date Collected: 12/28/21 11:42
Date Received: 12/29/21 11:25

Lab Sample ID: 480-193838-27
Matrix: Solid

Analyte	Result	Qualifier	RL	RL	Unit	D	Prepared	Analyzed	Dil Fac
Flashpoint	**>175**		50.0	50.0	Degrees F			01/12/22 20:45	1
pH	**8.8**	**HF**	0.1	0.1	SU			01/07/22 14:05	1
Temperature	**21.6**	**HF**	0.001	0.001	Degrees C			01/07/22 14:05	1

Client Sample ID: PF27
Date Collected: 12/28/21 11:42
Date Received: 12/29/21 11:25

Lab Sample ID: 480-193838-27
Matrix: Solid
Percent Solids: 87.4

Method: 8015D - Gasoline Range Organics (GRO) (GC)

Analyte	Result	Qualifier	RL	MDL	Unit	D	Prepared	Analyzed	Dil Fac
Gasoline Range Organics [C6 - C10]	**1.1**	**J**	1.3	0.35	mg/Kg	☼	01/06/22 07:10	01/06/22 17:01	1

Surrogate	*%Recovery*	*Qualifier*	*Limits*	*Prepared*	*Analyzed*	*Dil Fac*
a,a,a-Trifluorotoluene	*99*		*46 - 156*	*01/06/22 07:10*	*01/06/22 17:01*	*1*

Method: 8015D - Diesel Range Organics (DRO) (GC)

Analyte	Result	Qualifier	RL	MDL	Unit	D	Prepared	Analyzed	Dil Fac
Diesel Range Organics [C10-C28]	**10**	**J**	19	5.7	mg/Kg	☼	01/04/22 08:14	01/05/22 23:07	1

Surrogate	*%Recovery*	*Qualifier*	*Limits*	*Prepared*	*Analyzed*	*Dil Fac*
o-Terphenyl	*69*		*48 - 125*	*01/04/22 08:14*	*01/05/22 23:07*	*1*

Method: 8082A - Polychlorinated Biphenyls (PCBs) by Gas Chromatography

Analyte	Result	Qualifier	RL	MDL	Unit	D	Prepared	Analyzed	Dil Fac
PCB-1016	0.25	U	0.25	0.049	mg/Kg	☼	01/03/22 08:48	01/04/22 19:57	1
PCB-1221	0.25	U	0.25	0.049	mg/Kg	☼	01/03/22 08:48	01/04/22 19:57	1
PCB-1232	0.25	U	0.25	0.049	mg/Kg	☼	01/03/22 08:48	01/04/22 19:57	1
PCB-1242	0.25	U	0.25	0.049	mg/Kg	☼	01/03/22 08:48	01/04/22 19:57	1
PCB-1248	0.25	U	0.25	0.049	mg/Kg	☼	01/03/22 08:48	01/04/22 19:57	1
PCB-1254	0.25	U	0.25	0.12	mg/Kg	☼	01/03/22 08:48	01/04/22 19:57	1
PCB-1260	**0.14**	**J**	0.25	0.12	mg/Kg	☼	01/03/22 08:48	01/04/22 19:57	1
PCB-1262	0.25	U	0.25	0.12	mg/Kg	☼	01/03/22 08:48	01/04/22 19:57	1
PCB-1268	0.25	U	0.25	0.12	mg/Kg	☼	01/03/22 08:48	01/04/22 19:57	1

Surrogate	*%Recovery*	*Qualifier*	*Limits*	*Prepared*	*Analyzed*	*Dil Fac*
DCB Decachlorobiphenyl	*139*		*65 - 174*	*01/03/22 08:48*	*01/04/22 19:57*	*1*
Tetrachloro-m-xylene	*131*		*60 - 154*	*01/03/22 08:48*	*01/04/22 19:57*	*1*

Client Sample ID: PF28
Date Collected: 12/28/21 11:48
Date Received: 12/29/21 11:25

Lab Sample ID: 480-193838-28
Matrix: Solid

Method: 8260C - TCLP Volatiles - TCLP

Analyte	Result	Qualifier	RL	MDL	Unit	D	Prepared	Analyzed	Dil Fac
1,1-Dichloroethene	0.010	U	0.010	0.0029	mg/L			01/11/22 17:21	10
1,2-Dichloroethane	0.010	U	0.010	0.0021	mg/L			01/11/22 17:21	10
2-Butanone (MEK)	0.050	U	0.050	0.013	mg/L			01/11/22 17:21	10
Benzene	0.010	U	0.010	0.0041	mg/L			01/11/22 17:21	10
Carbon tetrachloride	0.010	U	0.010	0.0027	mg/L			01/11/22 17:21	10
Chlorobenzene	0.010	U	0.010	0.0075	mg/L			01/11/22 17:21	10
Chloroform	0.010	U	0.010	0.0034	mg/L			01/11/22 17:21	10
Tetrachloroethene	0.010	U	0.010	0.0036	mg/L			01/11/22 17:21	10

Client Sample ID: PF28
Lab Sample ID: 480-193838-28

Date Collected: 12/28/21 11:48
Matrix: Solid
Date Received: 12/29/21 11:25

Method: 8260C - TCLP Volatiles - TCLP (Continued)

Analyte	Result	Qualifier	RL	MDL	Unit	D	Prepared	Analyzed	Dil Fac
Trichloroethene	0.010	U	0.010	0.0046	mg/L			01/11/22 17:21	10
Vinyl chloride	0.010	U	0.010	0.0090	mg/L			01/11/22 17:21	10

Surrogate	*%Recovery*	*Qualifier*	*Limits*	*Prepared*	*Analyzed*	*Dil Fac*
1,2-Dichloroethane-d4 (Surr)	*105*		*77 - 120*		*01/11/22 17:21*	*10*
4-Bromofluorobenzene (Surr)	*100*		*73 - 120*		*01/11/22 17:21*	*10*
Dibromofluoromethane (Surr)	*105*		*75 - 123*		*01/11/22 17:21*	*10*
Toluene-d8 (Surr)	*99*		*80 - 120*		*01/11/22 17:21*	*10*

Method: 8270D - Semivolatile Organic Compounds (GC/MS) - TCLP

Analyte	Result	Qualifier	RL	MDL	Unit	D	Prepared	Analyzed	Dil Fac
1,4-Dichlorobenzene	0.040	U	0.040	0.0018	mg/L		01/12/22 09:09	01/12/22 20:25	1
2,4,5-Trichlorophenol	0.020	U	0.020	0.0019	mg/L		01/12/22 09:09	01/12/22 20:25	1
2,4,6-Trichlorophenol	0.020	U	0.020	0.0024	mg/L		01/12/22 09:09	01/12/22 20:25	1
2,4-Dinitrotoluene	0.020	U	0.020	0.0017	mg/L		01/12/22 09:09	01/12/22 20:25	1
2-Methylphenol	0.020	U	0.020	0.0016	mg/L		01/12/22 09:09	01/12/22 20:25	1
3-Methylphenol	0.040	U	0.040	0.0016	mg/L		01/12/22 09:09	01/12/22 20:25	1
4-Methylphenol	0.040	U	0.040	0.0014	mg/L		01/12/22 09:09	01/12/22 20:25	1
Hexachlorobenzene	0.020	U	0.020	0.0020	mg/L		01/12/22 09:09	01/12/22 20:25	1
Hexachlorobutadiene	0.020	U	0.020	0.0027	mg/L		01/12/22 09:09	01/12/22 20:25	1
Hexachloroethane	0.020	U	0.020	0.0023	mg/L		01/12/22 09:09	01/12/22 20:25	1
Nitrobenzene	0.020	U	0.020	0.0011	mg/L		01/12/22 09:09	01/12/22 20:25	1
Pentachlorophenol	0.040	U	0.040	0.0088	mg/L		01/12/22 09:09	01/12/22 20:25	1
Pyridine	0.10	U	0.10	0.0016	mg/L		01/12/22 09:09	01/12/22 20:25	1

Surrogate	*%Recovery*	*Qualifier*	*Limits*	*Prepared*	*Analyzed*	*Dil Fac*
2,4,6-Tribromophenol (Surr)	*98*		*41 - 120*	*01/12/22 09:09*	*01/12/22 20:25*	*1*
2-Fluorobiphenyl (Surr)	*96*		*48 - 120*	*01/12/22 09:09*	*01/12/22 20:25*	*1*
2-Fluorophenol (Surr)	*53*		*35 - 120*	*01/12/22 09:09*	*01/12/22 20:25*	*1*
Nitrobenzene-d5 (Surr)	*97*		*46 - 120*	*01/12/22 09:09*	*01/12/22 20:25*	*1*
Phenol-d5 (Surr)	*36*		*22 - 120*	*01/12/22 09:09*	*01/12/22 20:25*	*1*
p-Terphenyl-d14 (Surr)	*104*		*60 - 148*	*01/12/22 09:09*	*01/12/22 20:25*	*1*

Method: 8081B - Organochlorine Pesticides (GC) - TCLP

Analyte	Result	Qualifier	RL	MDL	Unit	D	Prepared	Analyzed	Dil Fac
gamma-BHC (Lindane)	0.00020	U	0.00020	0.0000060	mg/L		01/11/22 15:23	01/12/22 12:05	1
Chlordane (technical)	0.0020	U	0.0020	0.000029	mg/L		01/11/22 15:23	01/12/22 12:05	1
Endrin	0.00020	U	0.00020	0.000014	mg/L		01/11/22 15:23	01/12/22 12:05	1
Heptachlor	0.00020	U	0.00020	0.0000085	mg/L		01/11/22 15:23	01/12/22 12:05	1
Heptachlor epoxide	0.00020	U *+	0.00020	0.0000053	mg/L		01/11/22 15:23	01/12/22 12:05	1
Methoxychlor	0.00020	U	0.00020	0.000014	mg/L		01/11/22 15:23	01/12/22 12:05	1
Toxaphene	0.0020	U	0.0020	0.00012	mg/L		01/11/22 15:23	01/12/22 12:05	1

Surrogate	*%Recovery*	*Qualifier*	*Limits*	*Prepared*	*Analyzed*	*Dil Fac*
DCB Decachlorobiphenyl	*90*		*20 - 120*	*01/11/22 15:23*	*01/12/22 12:05*	*1*
Tetrachloro-m-xylene	*114*		*44 - 120*	*01/11/22 15:23*	*01/12/22 12:05*	*1*

Method: 8151 - TCLP Herbicides - TCLP

Analyte	Result	Qualifier	RL	MDL	Unit	D	Prepared	Analyzed	Dil Fac
2,4-D	0.0020	U	0.0020	0.00040	mg/L		01/11/22 11:21	01/12/22 19:01	1
Silvex (2,4,5-TP)	0.0020	U	0.0020	0.00036	mg/L		01/11/22 11:21	01/12/22 19:01	1

Client Sample ID: PF28

Lab Sample ID: 480-193838-28

Date Collected: 12/28/21 11:48

Matrix: Solid

Date Received: 12/29/21 11:25

Surrogate	*%Recovery*	*Qualifier*	*Limits*	*Prepared*	*Analyzed*	*Dil Fac*
2,4-Dichlorophenylacetic acid	*6*	*S1-*	*48 - 132*	*01/11/22 11:21*	*01/12/22 19:01*	*1*

Method: 6010C - Metals (ICP) - TCLP

Analyte	Result	Qualifier	RL	MDL	Unit	D	Prepared	Analyzed	Dil Fac
Arsenic	0.015	U	0.015	0.0056	mg/L		01/11/22 11:24	01/11/22 21:27	1
Barium	**0.58**	**J**	1.0	0.10	mg/L		01/11/22 11:24	01/11/22 21:27	1
Cadmium	**0.0018**	**J**	0.0020	0.00050	mg/L		01/11/22 11:24	01/11/22 21:27	1
Chromium	0.020	U	0.020	0.010	mg/L		01/11/22 11:24	01/11/22 21:27	1
Lead	**0.011**	**J**	0.020	0.0030	mg/L		01/11/22 11:24	01/11/22 21:27	1
Selenium	0.025	U	0.025	0.0087	mg/L		01/11/22 11:24	01/11/22 21:27	1
Silver	0.0060	U	0.0060	0.0017	mg/L		01/11/22 11:24	01/11/22 21:27	1

Method: 7470A - TCLP Mercury - TCLP

Analyte	Result	Qualifier	RL	MDL	Unit	D	Prepared	Analyzed	Dil Fac
Mercury	0.00020	U	0.00020	0.000043	mg/L		01/11/22 12:54	01/11/22 16:14	1

General Chemistry

Analyte	Result	Qualifier	RL	MDL	Unit	D	Prepared	Analyzed	Dil Fac
Cyanide, Reactive	10	U	10	10	mg/Kg		01/07/22 08:30	01/07/22 16:40	1
Sulfide, Reactive	10	U	10	10	mg/Kg		01/07/22 08:30	01/07/22 14:00	1

Analyte	Result	Qualifier	RL	RL	Unit	D	Prepared	Analyzed	Dil Fac
Flashpoint	**>180**		50.0	50.0	Degrees F			01/06/22 15:56	1
pH	**8.6**	**HF**	0.1	0.1	SU			01/07/22 14:05	1
Temperature	**21.6**	**HF**	0.001	0.001	Degrees C			01/07/22 14:05	1

Client Sample ID: PF28

Lab Sample ID: 480-193838-28

Date Collected: 12/28/21 11:48

Matrix: Solid

Date Received: 12/29/21 11:25

Percent Solids: 85.2

Method: 8015D - Gasoline Range Organics (GRO) (GC)

Analyte	Result	Qualifier	RL	MDL	Unit	D	Prepared	Analyzed	Dil Fac
Gasoline Range Organics [C6 - C10]	**1.1**	**J**	1.4	0.36	mg/Kg	☼	01/06/22 07:10	01/06/22 17:37	1

Surrogate	*%Recovery*	*Qualifier*	*Limits*	*Prepared*	*Analyzed*	*Dil Fac*
a,a,a-Trifluorotoluene	*98*		*46 - 156*	*01/06/22 07:10*	*01/06/22 17:37*	*1*

Method: 8015D - Diesel Range Organics (DRO) (GC)

Analyte	Result	Qualifier	RL	MDL	Unit	D	Prepared	Analyzed	Dil Fac
Diesel Range Organics [C10-C28]	19	U	19	5.8	mg/Kg	☼	01/04/22 08:14	01/05/22 23:43	1

Surrogate	*%Recovery*	*Qualifier*	*Limits*	*Prepared*	*Analyzed*	*Dil Fac*
o-Terphenyl	*63*		*48 - 125*	*01/04/22 08:14*	*01/05/22 23:43*	*1*

Method: 8082A - Polychlorinated Biphenyls (PCBs) by Gas Chromatography

Analyte	Result	Qualifier	RL	MDL	Unit	D	Prepared	Analyzed	Dil Fac
PCB-1016	0.28	U	0.28	0.054	mg/Kg	☼	01/03/22 08:48	01/04/22 20:10	1
PCB-1221	0.28	U	0.28	0.054	mg/Kg	☼	01/03/22 08:48	01/04/22 20:10	1
PCB-1232	0.28	U	0.28	0.054	mg/Kg	☼	01/03/22 08:48	01/04/22 20:10	1
PCB-1242	0.28	U	0.28	0.054	mg/Kg	☼	01/03/22 08:48	01/04/22 20:10	1
PCB-1248	0.28	U	0.28	0.054	mg/Kg	☼	01/03/22 08:48	01/04/22 20:10	1
PCB-1254	0.28	U	0.28	0.13	mg/Kg	☼	01/03/22 08:48	01/04/22 20:10	1

Client Sample ID: PF28

Lab Sample ID: 480-193838-28

Date Collected: 12/28/21 11:48
Date Received: 12/29/21 11:25

Matrix: Solid
Percent Solids: 85.2

Method: 8082A - Polychlorinated Biphenyls (PCBs) by Gas Chromatography (Continued)

Analyte	Result	Qualifier	RL	MDL	Unit	D	Prepared	Analyzed	Dil Fac
PCB-1260	**0.19**	**J**	0.28	0.13	mg/Kg	☼	01/03/22 08:48	01/04/22 20:10	1
PCB-1262	0.28	U	0.28	0.13	mg/Kg	☼	01/03/22 08:48	01/04/22 20:10	1
PCB-1268	0.28	U	0.28	0.13	mg/Kg	☼	01/03/22 08:48	01/04/22 20:10	1

Surrogate	*%Recovery*	*Qualifier*	*Limits*	*Prepared*	*Analyzed*	*Dil Fac*
DCB Decachlorobiphenyl	*126*		*65 - 174*	*01/03/22 08:48*	*01/04/22 20:10*	*1*
Tetrachloro-m-xylene	*122*		*60 - 154*	*01/03/22 08:48*	*01/04/22 20:10*	*1*

Client Sample ID: PF29

Lab Sample ID: 480-193838-29

Date Collected: 12/28/21 11:54
Date Received: 12/29/21 11:25

Matrix: Solid

Method: 8260C - TCLP Volatiles - TCLP

Analyte	Result	Qualifier	RL	MDL	Unit	D	Prepared	Analyzed	Dil Fac
1,1-Dichloroethene	0.010	U	0.010	0.0029	mg/L			01/11/22 17:44	10
1,2-Dichloroethane	0.010	U	0.010	0.0021	mg/L			01/11/22 17:44	10
2-Butanone (MEK)	0.050	U	0.050	0.013	mg/L			01/11/22 17:44	10
Benzene	0.010	U	0.010	0.0041	mg/L			01/11/22 17:44	10
Carbon tetrachloride	0.010	U	0.010	0.0027	mg/L			01/11/22 17:44	10
Chlorobenzene	0.010	U	0.010	0.0075	mg/L			01/11/22 17:44	10
Chloroform	0.010	U	0.010	0.0034	mg/L			01/11/22 17:44	10
Tetrachloroethene	0.010	U	0.010	0.0036	mg/L			01/11/22 17:44	10
Trichloroethene	0.010	U	0.010	0.0046	mg/L			01/11/22 17:44	10
Vinyl chloride	0.010	U	0.010	0.0090	mg/L			01/11/22 17:44	10

Surrogate	*%Recovery*	*Qualifier*	*Limits*	*Prepared*	*Analyzed*	*Dil Fac*
1,2-Dichloroethane-d4 (Surr)	*102*		*77 - 120*		*01/11/22 17:44*	*10*
4-Bromofluorobenzene (Surr)	*99*		*73 - 120*		*01/11/22 17:44*	*10*
Dibromofluoromethane (Surr)	*100*		*75 - 123*		*01/11/22 17:44*	*10*
Toluene-d8 (Surr)	*99*		*80 - 120*		*01/11/22 17:44*	*10*

Method: 8270D - Semivolatile Organic Compounds (GC/MS) - TCLP

Analyte	Result	Qualifier	RL	MDL	Unit	D	Prepared	Analyzed	Dil Fac
1,4-Dichlorobenzene	0.040	U	0.040	0.0018	mg/L		01/12/22 09:09	01/12/22 20:49	1
2,4,5-Trichlorophenol	0.020	U	0.020	0.0019	mg/L		01/12/22 09:09	01/12/22 20:49	1
2,4,6-Trichlorophenol	0.020	U	0.020	0.0024	mg/L		01/12/22 09:09	01/12/22 20:49	1
2,4-Dinitrotoluene	0.020	U	0.020	0.0017	mg/L		01/12/22 09:09	01/12/22 20:49	1
2-Methylphenol	0.020	U	0.020	0.0016	mg/L		01/12/22 09:09	01/12/22 20:49	1
3-Methylphenol	0.040	U	0.040	0.0016	mg/L		01/12/22 09:09	01/12/22 20:49	1
4-Methylphenol	0.040	U	0.040	0.0014	mg/L		01/12/22 09:09	01/12/22 20:49	1
Hexachlorobenzene	0.020	U	0.020	0.0020	mg/L		01/12/22 09:09	01/12/22 20:49	1
Hexachlorobutadiene	0.020	U	0.020	0.0027	mg/L		01/12/22 09:09	01/12/22 20:49	1
Hexachloroethane	0.020	U	0.020	0.0023	mg/L		01/12/22 09:09	01/12/22 20:49	1
Nitrobenzene	0.020	U	0.020	0.0011	mg/L		01/12/22 09:09	01/12/22 20:49	1
Pentachlorophenol	0.040	U	0.040	0.0088	mg/L		01/12/22 09:09	01/12/22 20:49	1
Pyridine	0.10	U	0.10	0.0016	mg/L		01/12/22 09:09	01/12/22 20:49	1

Surrogate	*%Recovery*	*Qualifier*	*Limits*	*Prepared*	*Analyzed*	*Dil Fac*
2,4,6-Tribromophenol (Surr)	*101*		*41 - 120*	*01/12/22 09:09*	*01/12/22 20:49*	*1*
2-Fluorobiphenyl (Surr)	*102*		*48 - 120*	*01/12/22 09:09*	*01/12/22 20:49*	*1*
2-Fluorophenol (Surr)	*55*		*35 - 120*	*01/12/22 09:09*	*01/12/22 20:49*	*1*

Client Sample ID: PF29

Date Collected: 12/28/21 11:54
Date Received: 12/29/21 11:25

Lab Sample ID: 480-193838-29

Matrix: Solid

Method: 8270D - Semivolatile Organic Compounds (GC/MS) - TCLP (Continued)

Surrogate	*%Recovery*	*Qualifier*	*Limits*	*Prepared*	*Analyzed*	*Dil Fac*
Nitrobenzene-d5 (Surr)	*100*		*46 - 120*	*01/12/22 09:09*	*01/12/22 20:49*	*1*
Phenol-d5 (Surr)	*36*		*22 - 120*	*01/12/22 09:09*	*01/12/22 20:49*	*1*
p-Terphenyl-d14 (Surr)	*100*		*60 - 148*	*01/12/22 09:09*	*01/12/22 20:49*	*1*

Method: 8081B - Organochlorine Pesticides (GC) - TCLP

Analyte	Result	Qualifier	RL	MDL	Unit	D	Prepared	Analyzed	Dil Fac
gamma-BHC (Lindane)	0.00020	U	0.00020	0.0000060	mg/L		01/11/22 15:23	01/12/22 12:24	1
Chlordane (technical)	0.0020	U	0.0020	0.000029	mg/L		01/11/22 15:23	01/12/22 12:24	1
Endrin	0.00020	U	0.00020	0.000014	mg/L		01/11/22 15:23	01/12/22 12:24	1
Heptachlor	0.00020	U	0.00020	0.0000085	mg/L		01/11/22 15:23	01/12/22 12:24	1
Heptachlor epoxide	0.00020	U *+	0.00020	0.0000053	mg/L		01/11/22 15:23	01/12/22 12:24	1
Methoxychlor	0.00020	U	0.00020	0.000014	mg/L		01/11/22 15:23	01/12/22 12:24	1
Toxaphene	0.0020	U	0.0020	0.00012	mg/L		01/11/22 15:23	01/12/22 12:24	1

Surrogate	*%Recovery*	*Qualifier*	*Limits*	*Prepared*	*Analyzed*	*Dil Fac*
DCB Decachlorobiphenyl	*100*		*20 - 120*	*01/11/22 15:23*	*01/12/22 12:24*	*1*
Tetrachloro-m-xylene	*149*	*S1+*	*44 - 120*	*01/11/22 15:23*	*01/12/22 12:24*	*1*

Method: 8151 - TCLP Herbicides - TCLP

Analyte	Result	Qualifier	RL	MDL	Unit	D	Prepared	Analyzed	Dil Fac
2,4-D	0.0020	U	0.0020	0.00040	mg/L		01/11/22 11:21	01/12/22 19:31	1
Silvex (2,4,5-TP)	0.0020	U	0.0020	0.00036	mg/L		01/11/22 11:21	01/12/22 19:31	1

Surrogate	*%Recovery*	*Qualifier*	*Limits*	*Prepared*	*Analyzed*	*Dil Fac*
2,4-Dichlorophenylacetic acid	*4*	*S1-*	*48 - 132*	*01/11/22 11:21*	*01/12/22 19:31*	*1*

Method: 6010C - Metals (ICP) - TCLP

Analyte	Result	Qualifier	RL	MDL	Unit	D	Prepared	Analyzed	Dil Fac
Arsenic	0.015	U	0.015	0.0056	mg/L		01/11/22 11:24	01/11/22 21:31	1
Barium	**0.60**	**J**	1.0	0.10	mg/L		01/11/22 11:24	01/11/22 21:31	1
Cadmium	**0.00094**	**J**	0.0020	0.00050	mg/L		01/11/22 11:24	01/11/22 21:31	1
Chromium	0.020	U	0.020	0.010	mg/L		01/11/22 11:24	01/11/22 21:31	1
Lead	**0.0044**	**J**	0.020	0.0030	mg/L		01/11/22 11:24	01/11/22 21:31	1
Selenium	0.025	U	0.025	0.0087	mg/L		01/11/22 11:24	01/11/22 21:31	1
Silver	0.0060	U	0.0060	0.0017	mg/L		01/11/22 11:24	01/11/22 21:31	1

Method: 7470A - TCLP Mercury - TCLP

Analyte	Result	Qualifier	RL	MDL	Unit	D	Prepared	Analyzed	Dil Fac
Mercury	0.00020	U	0.00020	0.000043	mg/L		01/11/22 12:54	01/11/22 16:18	1

General Chemistry

Analyte	Result	Qualifier	RL	MDL	Unit	D	Prepared	Analyzed	Dil Fac
Cyanide, Reactive	10	U	10	10	mg/Kg		01/07/22 08:30	01/07/22 16:42	1
Sulfide, Reactive	10	U	10	10	mg/Kg		01/07/22 08:30	01/07/22 14:00	1

Analyte	Result	Qualifier	RL	RL	Unit	D	Prepared	Analyzed	Dil Fac
Flashpoint	**>180**		50.0	50.0	Degrees F			01/06/22 15:56	1
pH	**8.5**	**HF**	0.1	0.1	SU			01/07/22 14:05	1
Temperature	**21.6**	**HF**	0.001	0.001	Degrees C			01/07/22 14:05	1

Client Sample ID: PF29

Lab Sample ID: 480-193838-29

Date Collected: 12/28/21 11:54
Matrix: Solid
Date Received: 12/29/21 11:25
Percent Solids: 82.2

Method: 8015D - Gasoline Range Organics (GRO) (GC)

Analyte	Result	Qualifier	RL	MDL	Unit	D	Prepared	Analyzed	Dil Fac
Gasoline Range Organics [C6 - C10]	**1.3**	**J**	1.5	0.40	mg/Kg	☼	01/06/22 07:10	01/06/22 18:13	1

Surrogate	*%Recovery*	*Qualifier*	*Limits*	*Prepared*	*Analyzed*	*Dil Fac*
a,a,a-Trifluorotoluene	*98*		*46 - 156*	*01/06/22 07:10*	*01/06/22 18:13*	*1*

Method: 8015D - Diesel Range Organics (DRO) (GC)

Analyte	Result	Qualifier	RL	MDL	Unit	D	Prepared	Analyzed	Dil Fac
Diesel Range Organics [C10-C28]	20	U	20	6.0	mg/Kg	☼	01/04/22 08:14	01/06/22 00:18	1

Surrogate	*%Recovery*	*Qualifier*	*Limits*	*Prepared*	*Analyzed*	*Dil Fac*
o-Terphenyl	*63*		*48 - 125*	*01/04/22 08:14*	*01/06/22 00:18*	*1*

Method: 8082A - Polychlorinated Biphenyls (PCBs) by Gas Chromatography

Analyte	Result	Qualifier	RL	MDL	Unit	D	Prepared	Analyzed	Dil Fac
PCB-1016	0.28	U	0.28	0.054	mg/Kg	☼	01/03/22 08:48	01/04/22 20:23	1
PCB-1221	0.28	U	0.28	0.054	mg/Kg	☼	01/03/22 08:48	01/04/22 20:23	1
PCB-1232	0.28	U	0.28	0.054	mg/Kg	☼	01/03/22 08:48	01/04/22 20:23	1
PCB-1242	0.28	U	0.28	0.054	mg/Kg	☼	01/03/22 08:48	01/04/22 20:23	1
PCB-1248	0.28	U	0.28	0.054	mg/Kg	☼	01/03/22 08:48	01/04/22 20:23	1
PCB-1254	0.28	U	0.28	0.13	mg/Kg	☼	01/03/22 08:48	01/04/22 20:23	1
PCB-1260	**0.19**	**J**	0.28	0.13	mg/Kg	☼	01/03/22 08:48	01/04/22 20:23	1
PCB-1262	0.28	U	0.28	0.13	mg/Kg	☼	01/03/22 08:48	01/04/22 20:23	1
PCB-1268	0.28	U	0.28	0.13	mg/Kg	☼	01/03/22 08:48	01/04/22 20:23	1

Surrogate	*%Recovery*	*Qualifier*	*Limits*	*Prepared*	*Analyzed*	*Dil Fac*
DCB Decachlorobiphenyl	*141*		*65 - 174*	*01/03/22 08:48*	*01/04/22 20:23*	*1*
Tetrachloro-m-xylene	*130*		*60 - 154*	*01/03/22 08:48*	*01/04/22 20:23*	*1*

Client Sample ID: PF30

Lab Sample ID: 480-193838-30

Date Collected: 12/28/21 12:00
Matrix: Solid
Date Received: 12/29/21 11:25

Method: 8260C - TCLP Volatiles - TCLP

Analyte	Result	Qualifier	RL	MDL	Unit	D	Prepared	Analyzed	Dil Fac
1,1-Dichloroethene	0.010	U	0.010	0.0029	mg/L			01/11/22 18:07	10
1,2-Dichloroethane	0.010	U	0.010	0.0021	mg/L			01/11/22 18:07	10
2-Butanone (MEK)	0.050	U	0.050	0.013	mg/L			01/11/22 18:07	10
Benzene	0.010	U	0.010	0.0041	mg/L			01/11/22 18:07	10
Carbon tetrachloride	0.010	U	0.010	0.0027	mg/L			01/11/22 18:07	10
Chlorobenzene	0.010	U	0.010	0.0075	mg/L			01/11/22 18:07	10
Chloroform	0.010	U	0.010	0.0034	mg/L			01/11/22 18:07	10
Tetrachloroethene	0.010	U	0.010	0.0036	mg/L			01/11/22 18:07	10
Trichloroethene	0.010	U	0.010	0.0046	mg/L			01/11/22 18:07	10
Vinyl chloride	0.010	U	0.010	0.0090	mg/L			01/11/22 18:07	10

Surrogate	*%Recovery*	*Qualifier*	*Limits*	*Prepared*	*Analyzed*	*Dil Fac*
1,2-Dichloroethane-d4 (Surr)	*107*		*77 - 120*		*01/11/22 18:07*	*10*
4-Bromofluorobenzene (Surr)	*101*		*73 - 120*		*01/11/22 18:07*	*10*
Dibromofluoromethane (Surr)	*106*		*75 - 123*		*01/11/22 18:07*	*10*
Toluene-d8 (Surr)	*99*		*80 - 120*		*01/11/22 18:07*	*10*

Client Sample Results

Client: Brydges Engineering in Environment & Energy DPC
Project/Site: Pilgrim Village Family

Job ID: 480-193838-1

Client Sample ID: PF30

Date Collected: 12/28/21 12:00
Date Received: 12/29/21 11:25

Lab Sample ID: 480-193838-30

Matrix: Solid

Method: 8270D - Semivolatile Organic Compounds (GC/MS) - TCLP

Analyte	Result	Qualifier	RL	MDL	Unit	D	Prepared	Analyzed	Dil Fac
1,4-Dichlorobenzene	0.040	U	0.040	0.0018	mg/L		01/12/22 09:09	01/12/22 21:13	1
2,4,5-Trichlorophenol	0.020	U	0.020	0.0019	mg/L		01/12/22 09:09	01/12/22 21:13	1
2,4,6-Trichlorophenol	0.020	U	0.020	0.0024	mg/L		01/12/22 09:09	01/12/22 21:13	1
2,4-Dinitrotoluene	0.020	U	0.020	0.0017	mg/L		01/12/22 09:09	01/12/22 21:13	1
2-Methylphenol	0.020	U	0.020	0.0016	mg/L		01/12/22 09:09	01/12/22 21:13	1
3-Methylphenol	0.040	U	0.040	0.0016	mg/L		01/12/22 09:09	01/12/22 21:13	1
4-Methylphenol	0.040	U	0.040	0.0014	mg/L		01/12/22 09:09	01/12/22 21:13	1
Hexachlorobenzene	0.020	U	0.020	0.0020	mg/L		01/12/22 09:09	01/12/22 21:13	1
Hexachlorobutadiene	0.020	U	0.020	0.0027	mg/L		01/12/22 09:09	01/12/22 21:13	1
Hexachloroethane	0.020	U	0.020	0.0023	mg/L		01/12/22 09:09	01/12/22 21:13	1
Nitrobenzene	0.020	U	0.020	0.0011	mg/L		01/12/22 09:09	01/12/22 21:13	1
Pentachlorophenol	0.040	U	0.040	0.0088	mg/L		01/12/22 09:09	01/12/22 21:13	1
Pyridine	0.10	U	0.10	0.0016	mg/L		01/12/22 09:09	01/12/22 21:13	1

Surrogate	*%Recovery*	*Qualifier*	*Limits*	*Prepared*	*Analyzed*	*Dil Fac*
2,4,6-Tribromophenol (Surr)	*94*		*41 - 120*	*01/12/22 09:09*	*01/12/22 21:13*	*1*
2-Fluorobiphenyl (Surr)	*93*		*48 - 120*	*01/12/22 09:09*	*01/12/22 21:13*	*1*
2-Fluorophenol (Surr)	*51*		*35 - 120*	*01/12/22 09:09*	*01/12/22 21:13*	*1*
Nitrobenzene-d5 (Surr)	*94*		*46 - 120*	*01/12/22 09:09*	*01/12/22 21:13*	*1*
Phenol-d5 (Surr)	*35*		*22 - 120*	*01/12/22 09:09*	*01/12/22 21:13*	*1*
p-Terphenyl-d14 (Surr)	*92*		*60 - 148*	*01/12/22 09:09*	*01/12/22 21:13*	*1*

Method: 8081B - Organochlorine Pesticides (GC) - TCLP

Analyte	Result	Qualifier	RL	MDL	Unit	D	Prepared	Analyzed	Dil Fac
gamma-BHC (Lindane)	0.00020	U	0.00020	0.0000060	mg/L		01/11/22 15:23	01/12/22 12:44	1
Chlordane (technical)	0.0020	U	0.0020	0.000029	mg/L		01/11/22 15:23	01/12/22 12:44	1
Endrin	0.00020	U	0.00020	0.000014	mg/L		01/11/22 15:23	01/12/22 12:44	1
Heptachlor	0.00020	U	0.00020	0.0000085	mg/L		01/11/22 15:23	01/12/22 12:44	1
Heptachlor epoxide	0.00020	U *+	0.00020	0.0000053	mg/L		01/11/22 15:23	01/12/22 12:44	1
Methoxychlor	0.00020	U	0.00020	0.000014	mg/L		01/11/22 15:23	01/12/22 12:44	1
Toxaphene	0.0020	U	0.0020	0.00012	mg/L		01/11/22 15:23	01/12/22 12:44	1

Surrogate	*%Recovery*	*Qualifier*	*Limits*	*Prepared*	*Analyzed*	*Dil Fac*
DCB Decachlorobiphenyl	*99*		*20 - 120*	*01/11/22 15:23*	*01/12/22 12:44*	*1*
Tetrachloro-m-xylene	*110*		*44 - 120*	*01/11/22 15:23*	*01/12/22 12:44*	*1*

Method: 8151 - TCLP Herbicides - TCLP

Analyte	Result	Qualifier	RL	MDL	Unit	D	Prepared	Analyzed	Dil Fac
2,4-D	0.0020	U	0.0020	0.00040	mg/L		01/11/22 11:21	01/12/22 20:00	1
Silvex (2,4,5-TP)	0.0020	U	0.0020	0.00036	mg/L		01/11/22 11:21	01/12/22 20:00	1

Surrogate	*%Recovery*	*Qualifier*	*Limits*	*Prepared*	*Analyzed*	*Dil Fac*
2,4-Dichlorophenylacetic acid	*16*	*S1-*	*48 - 132*	*01/11/22 11:21*	*01/12/22 20:00*	*1*

Method: 6010C - Metals (ICP) - TCLP

Analyte	Result	Qualifier	RL	MDL	Unit	D	Prepared	Analyzed	Dil Fac
Arsenic	0.015	U	0.015	0.0056	mg/L		01/11/22 11:24	01/11/22 21:35	1
Barium	**0.59**	**J**	1.0	0.10	mg/L		01/11/22 11:24	01/11/22 21:35	1
Cadmium	**0.0024**		0.0020	0.00050	mg/L		01/11/22 11:24	01/11/22 21:35	1
Chromium	0.020	U	0.020	0.010	mg/L		01/11/22 11:24	01/11/22 21:35	1
Lead	**0.013**	**J**	0.020	0.0030	mg/L		01/11/22 11:24	01/11/22 21:35	1

Client Sample ID: PF30

Lab Sample ID: 480-193838-30

Date Collected: 12/28/21 12:00
Matrix: Solid
Date Received: 12/29/21 11:25

Method: 6010C - Metals (ICP) - TCLP (Continued)

Analyte	Result	Qualifier	RL	MDL	Unit	D	Prepared	Analyzed	Dil Fac
Selenium	0.025	U	0.025	0.0087	mg/L		01/11/22 11:24	01/11/22 21:35	1
Silver	0.0060	U	0.0060	0.0017	mg/L		01/11/22 11:24	01/11/22 21:35	1

Method: 7470A - TCLP Mercury - TCLP

Analyte	Result	Qualifier	RL	MDL	Unit	D	Prepared	Analyzed	Dil Fac
Mercury	0.00020	U	0.00020	0.000043	mg/L		01/11/22 12:54	01/11/22 16:19	1

General Chemistry

Analyte	Result	Qualifier	RL	MDL	Unit	D	Prepared	Analyzed	Dil Fac
Cyanide, Reactive	10	U	10	10	mg/Kg		01/10/22 09:00	01/11/22 11:52	1
Sulfide, Reactive	10	U	10	10	mg/Kg		01/10/22 09:00	01/10/22 15:18	1

Analyte	Result	Qualifier	RL	RL	Unit	D	Prepared	Analyzed	Dil Fac
Flashpoint	**>175**		50.0	50.0	Degrees F			01/06/22 16:07	1
pH	**8.4**	**HF**	0.1	0.1	SU			01/07/22 14:05	1
Temperature	**21.3**	**HF**	0.001	0.001	Degrees C			01/07/22 14:05	1

Client Sample ID: PF30

Lab Sample ID: 480-193838-30

Date Collected: 12/28/21 12:00
Matrix: Solid
Date Received: 12/29/21 11:25
Percent Solids: 84.2

Method: 8015D - Gasoline Range Organics (GRO) (GC)

Analyte	Result	Qualifier	RL	MDL	Unit	D	Prepared	Analyzed	Dil Fac
Gasoline Range Organics [C6 - C10]	**1.1**	**J**	1.4	0.36	mg/Kg	☼	01/06/22 07:10	01/06/22 18:49	1

Surrogate	*%Recovery*	*Qualifier*	*Limits*	*Prepared*	*Analyzed*	*Dil Fac*
a,a,a-Trifluorotoluene	*95*		*46 - 156*	*01/06/22 07:10*	*01/06/22 18:49*	*1*

Method: 8015D - Diesel Range Organics (DRO) (GC)

Analyte	Result	Qualifier	RL	MDL	Unit	D	Prepared	Analyzed	Dil Fac
Diesel Range Organics [C10-C28]	**14**	**J**	19	5.8	mg/Kg	☼	01/04/22 08:14	01/06/22 00:54	1

Surrogate	*%Recovery*	*Qualifier*	*Limits*	*Prepared*	*Analyzed*	*Dil Fac*
o-Terphenyl	*88*		*48 - 125*	*01/04/22 08:14*	*01/06/22 00:54*	*1*

Method: 8082A - Polychlorinated Biphenyls (PCBs) by Gas Chromatography

Analyte	Result	Qualifier	RL	MDL	Unit	D	Prepared	Analyzed	Dil Fac
PCB-1016	0.29	U	0.29	0.056	mg/Kg	☼	01/03/22 08:48	01/04/22 20:36	1
PCB-1221	0.29	U	0.29	0.056	mg/Kg	☼	01/03/22 08:48	01/04/22 20:36	1
PCB-1232	0.29	U	0.29	0.056	mg/Kg	☼	01/03/22 08:48	01/04/22 20:36	1
PCB-1242	0.29	U	0.29	0.056	mg/Kg	☼	01/03/22 08:48	01/04/22 20:36	1
PCB-1248	0.29	U	0.29	0.056	mg/Kg	☼	01/03/22 08:48	01/04/22 20:36	1
PCB-1254	0.29	U	0.29	0.13	mg/Kg	☼	01/03/22 08:48	01/04/22 20:36	1
PCB-1260	0.29	U	0.29	0.13	mg/Kg	☼	01/03/22 08:48	01/04/22 20:36	1
PCB-1262	0.29	U	0.29	0.13	mg/Kg	☼	01/03/22 08:48	01/04/22 20:36	1
PCB-1268	0.29	U	0.29	0.13	mg/Kg	☼	01/03/22 08:48	01/04/22 20:36	1

Surrogate	*%Recovery*	*Qualifier*	*Limits*	*Prepared*	*Analyzed*	*Dil Fac*
DCB Decachlorobiphenyl	*140*		*65 - 174*	*01/03/22 08:48*	*01/04/22 20:36*	*1*
Tetrachloro-m-xylene	*129*		*60 - 154*	*01/03/22 08:48*	*01/04/22 20:36*	*1*

Client Sample Results

Client: Brydges Engineering in Environment & Energy DPC
Project/Site: Pilgrim Village Family

Job ID: 480-193838-1

Client Sample ID: PF31

Date Collected: 12/28/21 12:36
Date Received: 12/29/21 11:25

Lab Sample ID: 480-193838-31

Matrix: Solid

Method: 8260C - TCLP Volatiles - TCLP

Analyte	Result	Qualifier	RL	MDL	Unit	D	Prepared	Analyzed	Dil Fac
1,1-Dichloroethene	0.010	U	0.010	0.0029	mg/L			01/11/22 18:30	10
1,2-Dichloroethane	0.010	U	0.010	0.0021	mg/L			01/11/22 18:30	10
2-Butanone (MEK)	0.050	U	0.050	0.013	mg/L			01/11/22 18:30	10
Benzene	0.010	U	0.010	0.0041	mg/L			01/11/22 18:30	10
Carbon tetrachloride	0.010	U	0.010	0.0027	mg/L			01/11/22 18:30	10
Chlorobenzene	0.010	U	0.010	0.0075	mg/L			01/11/22 18:30	10
Chloroform	0.010	U	0.010	0.0034	mg/L			01/11/22 18:30	10
Tetrachloroethene	0.010	U	0.010	0.0036	mg/L			01/11/22 18:30	10
Trichloroethene	0.010	U	0.010	0.0046	mg/L			01/11/22 18:30	10
Vinyl chloride	0.010	U	0.010	0.0090	mg/L			01/11/22 18:30	10

Surrogate	*%Recovery*	*Qualifier*	*Limits*	*Prepared*	*Analyzed*	*Dil Fac*
1,2-Dichloroethane-d4 (Surr)	*104*		*77 - 120*		*01/11/22 18:30*	*10*
4-Bromofluorobenzene (Surr)	*99*		*73 - 120*		*01/11/22 18:30*	*10*
Dibromofluoromethane (Surr)	*107*		*75 - 123*		*01/11/22 18:30*	*10*
Toluene-d8 (Surr)	*97*		*80 - 120*		*01/11/22 18:30*	*10*

Method: 8270D - Semivolatile Organic Compounds (GC/MS) - TCLP

Analyte	Result	Qualifier	RL	MDL	Unit	D	Prepared	Analyzed	Dil Fac
1,4-Dichlorobenzene	0.040	U	0.040	0.0018	mg/L		01/12/22 09:09	01/12/22 21:37	1
2,4,5-Trichlorophenol	0.020	U	0.020	0.0019	mg/L		01/12/22 09:09	01/12/22 21:37	1
2,4,6-Trichlorophenol	0.020	U	0.020	0.0024	mg/L		01/12/22 09:09	01/12/22 21:37	1
2,4-Dinitrotoluene	0.020	U	0.020	0.0017	mg/L		01/12/22 09:09	01/12/22 21:37	1
2-Methylphenol	0.020	U	0.020	0.0016	mg/L		01/12/22 09:09	01/12/22 21:37	1
3-Methylphenol	0.040	U	0.040	0.0016	mg/L		01/12/22 09:09	01/12/22 21:37	1
4-Methylphenol	0.040	U	0.040	0.0014	mg/L		01/12/22 09:09	01/12/22 21:37	1
Hexachlorobenzene	0.020	U	0.020	0.0020	mg/L		01/12/22 09:09	01/12/22 21:37	1
Hexachlorobutadiene	0.020	U	0.020	0.0027	mg/L		01/12/22 09:09	01/12/22 21:37	1
Hexachloroethane	0.020	U	0.020	0.0023	mg/L		01/12/22 09:09	01/12/22 21:37	1
Nitrobenzene	0.020	U	0.020	0.0011	mg/L		01/12/22 09:09	01/12/22 21:37	1
Pentachlorophenol	0.040	U	0.040	0.0088	mg/L		01/12/22 09:09	01/12/22 21:37	1
Pyridine	0.10	U	0.10	0.0016	mg/L		01/12/22 09:09	01/12/22 21:37	1

Surrogate	*%Recovery*	*Qualifier*	*Limits*	*Prepared*	*Analyzed*	*Dil Fac*
2,4,6-Tribromophenol (Surr)	*89*		*41 - 120*	*01/12/22 09:09*	*01/12/22 21:37*	*1*
2-Fluorobiphenyl (Surr)	*97*		*48 - 120*	*01/12/22 09:09*	*01/12/22 21:37*	*1*
2-Fluorophenol (Surr)	*51*		*35 - 120*	*01/12/22 09:09*	*01/12/22 21:37*	*1*
Nitrobenzene-d5 (Surr)	*94*		*46 - 120*	*01/12/22 09:09*	*01/12/22 21:37*	*1*
Phenol-d5 (Surr)	*37*		*22 - 120*	*01/12/22 09:09*	*01/12/22 21:37*	*1*
p-Terphenyl-d14 (Surr)	*98*		*60 - 148*	*01/12/22 09:09*	*01/12/22 21:37*	*1*

Method: 8081B - Organochlorine Pesticides (GC) - TCLP

Analyte	Result	Qualifier	RL	MDL	Unit	D	Prepared	Analyzed	Dil Fac
gamma-BHC (Lindane)	0.00020	U	0.00020	0.0000060	mg/L		01/11/22 15:23	01/12/22 13:04	1
Chlordane (technical)	0.0020	U	0.0020	0.000029	mg/L		01/11/22 15:23	01/12/22 13:04	1
Endrin	0.00020	U	0.00020	0.000014	mg/L		01/11/22 15:23	01/12/22 13:04	1
Heptachlor	0.00020	U	0.00020	0.0000085	mg/L		01/11/22 15:23	01/12/22 13:04	1
Heptachlor epoxide	0.00020	U *+	0.00020	0.0000053	mg/L		01/11/22 15:23	01/12/22 13:04	1
Methoxychlor	0.00020	U	0.00020	0.000014	mg/L		01/11/22 15:23	01/12/22 13:04	1
Toxaphene	0.0020	U	0.0020	0.00012	mg/L		01/11/22 15:23	01/12/22 13:04	1

Client Sample ID: PF31
Date Collected: 12/28/21 12:36
Date Received: 12/29/21 11:25

Lab Sample ID: 480-193838-31
Matrix: Solid

Surrogate	%Recovery	Qualifier	Limits	Prepared	Analyzed	Dil Fac
DCB Decachlorobiphenyl	104		20 - 120	01/11/22 15:23	01/12/22 13:04	1
Tetrachloro-m-xylene	134	S1+	44 - 120	01/11/22 15:23	01/12/22 13:04	1

Method: 8151 - TCLP Herbicides - TCLP

Analyte	Result	Qualifier	RL	MDL	Unit	D	Prepared	Analyzed	Dil Fac
2,4-D	0.0020	U	0.0020	0.00040	mg/L		01/11/22 11:21	01/12/22 20:30	1
Silvex (2,4,5-TP)	0.0020	U	0.0020	0.00036	mg/L		01/11/22 11:21	01/12/22 20:30	1

Surrogate	%Recovery	Qualifier	Limits	Prepared	Analyzed	Dil Fac
2,4-Dichlorophenylacetic acid	6	S1-	48 - 132	01/11/22 11:21	01/12/22 20:30	1

Method: 6010C - Metals (ICP) - TCLP

Analyte	Result	Qualifier	RL	MDL	Unit	D	Prepared	Analyzed	Dil Fac
Arsenic	0.015	U	0.015	0.0056	mg/L		01/11/22 11:24	01/11/22 21:39	1
Barium	**0.92**	**J**	1.0	0.10	mg/L		01/11/22 11:24	01/11/22 21:39	1
Cadmium	**0.0028**		0.0020	0.00050	mg/L		01/11/22 11:24	01/11/22 21:39	1
Chromium	0.020	U	0.020	0.010	mg/L		01/11/22 11:24	01/11/22 21:39	1
Lead	**0.052**		0.020	0.0030	mg/L		01/11/22 11:24	01/11/22 21:39	1
Selenium	0.025	U	0.025	0.0087	mg/L		01/11/22 11:24	01/11/22 21:39	1
Silver	0.0060	U	0.0060	0.0017	mg/L		01/11/22 11:24	01/11/22 21:39	1

Method: 7470A - TCLP Mercury - TCLP

Analyte	Result	Qualifier	RL	MDL	Unit	D	Prepared	Analyzed	Dil Fac
Mercury	0.00020	U	0.00020	0.000043	mg/L		01/11/22 12:54	01/11/22 16:20	1

General Chemistry

Analyte	Result	Qualifier	RL	MDL	Unit	D	Prepared	Analyzed	Dil Fac
Cyanide, Reactive	10	U	10	10	mg/Kg		01/10/22 09:00	01/11/22 11:54	1
Sulfide, Reactive	10	U	10	10	mg/Kg		01/10/22 09:00	01/10/22 15:18	1

Analyte	Result	Qualifier	RL	RL	Unit	D	Prepared	Analyzed	Dil Fac
Flashpoint	**>175**		50.0	50.0	Degrees F			01/06/22 16:07	1
pH	**8.7**	**HF**	0.1	0.1	SU			01/07/22 14:05	1
Temperature	**21.2**	**HF**	0.001	0.001	Degrees C			01/07/22 14:05	1

Client Sample ID: PF31
Date Collected: 12/28/21 12:36
Date Received: 12/29/21 11:25

Lab Sample ID: 480-193838-31
Matrix: Solid
Percent Solids: 89.1

Method: 8015D - Gasoline Range Organics (GRO) (GC)

Analyte	Result	Qualifier	RL	MDL	Unit	D	Prepared	Analyzed	Dil Fac
Gasoline Range Organics [C6 - C10]	1.3	U	1.3	0.35	mg/Kg	☼	01/06/22 07:10	01/06/22 20:01	1

Surrogate	%Recovery	Qualifier	Limits	Prepared	Analyzed	Dil Fac
a,a,a-Trifluorotoluene	92		46 - 156	01/06/22 07:10	01/06/22 20:01	1

Method: 8015D - Diesel Range Organics (DRO) (GC)

Analyte	Result	Qualifier	RL	MDL	Unit	D	Prepared	Analyzed	Dil Fac
Diesel Range Organics [C10-C28]	**12**	**J**	18	5.5	mg/Kg	☼	01/04/22 08:14	01/06/22 02:05	1

Surrogate	%Recovery	Qualifier	Limits	Prepared	Analyzed	Dil Fac
o-Terphenyl	81		48 - 125	01/04/22 08:14	01/06/22 02:05	1

Client Sample ID: PF31

Date Collected: 12/28/21 12:36
Date Received: 12/29/21 11:25

Lab Sample ID: 480-193838-31
Matrix: Solid
Percent Solids: 89.1

Method: 8082A - Polychlorinated Biphenyls (PCBs) by Gas Chromatography

Analyte	Result	Qualifier	RL	MDL	Unit	D	Prepared	Analyzed	Dil Fac
PCB-1016	0.24	U	0.24	0.047	mg/Kg	☼	01/03/22 08:48	01/04/22 20:48	1
PCB-1221	0.24	U	0.24	0.047	mg/Kg	☼	01/03/22 08:48	01/04/22 20:48	1
PCB-1232	0.24	U	0.24	0.047	mg/Kg	☼	01/03/22 08:48	01/04/22 20:48	1
PCB-1242	0.24	U	0.24	0.047	mg/Kg	☼	01/03/22 08:48	01/04/22 20:48	1
PCB-1248	0.24	U	0.24	0.047	mg/Kg	☼	01/03/22 08:48	01/04/22 20:48	1
PCB-1254	0.24	U	0.24	0.11	mg/Kg	☼	01/03/22 08:48	01/04/22 20:48	1
PCB-1260	0.24	U	0.24	0.11	mg/Kg	☼	01/03/22 08:48	01/04/22 20:48	1
PCB-1262	0.24	U	0.24	0.11	mg/Kg	☼	01/03/22 08:48	01/04/22 20:48	1
PCB-1268	0.24	U	0.24	0.11	mg/Kg	☼	01/03/22 08:48	01/04/22 20:48	1

Surrogate	*%Recovery*	*Qualifier*	*Limits*	*Prepared*	*Analyzed*	*Dil Fac*
DCB Decachlorobiphenyl	*145*		*65 - 174*	*01/03/22 08:48*	*01/04/22 20:48*	*1*
Tetrachloro-m-xylene	*137*		*60 - 154*	*01/03/22 08:48*	*01/04/22 20:48*	*1*

Client Sample ID: PF32

Date Collected: 12/28/21 12:42
Date Received: 12/29/21 11:25

Lab Sample ID: 480-193838-32
Matrix: Solid

Method: 8260C - TCLP Volatiles - TCLP

Analyte	Result	Qualifier	RL	MDL	Unit	D	Prepared	Analyzed	Dil Fac
1,1-Dichloroethene	0.010	U	0.010	0.0029	mg/L			01/11/22 18:53	10
1,2-Dichloroethane	0.010	U	0.010	0.0021	mg/L			01/11/22 18:53	10
2-Butanone (MEK)	0.050	U	0.050	0.013	mg/L			01/11/22 18:53	10
Benzene	0.010	U	0.010	0.0041	mg/L			01/11/22 18:53	10
Carbon tetrachloride	0.010	U	0.010	0.0027	mg/L			01/11/22 18:53	10
Chlorobenzene	0.010	U	0.010	0.0075	mg/L			01/11/22 18:53	10
Chloroform	0.010	U	0.010	0.0034	mg/L			01/11/22 18:53	10
Tetrachloroethene	0.010	U	0.010	0.0036	mg/L			01/11/22 18:53	10
Trichloroethene	0.010	U	0.010	0.0046	mg/L			01/11/22 18:53	10
Vinyl chloride	0.010	U	0.010	0.0090	mg/L			01/11/22 18:53	10

Surrogate	*%Recovery*	*Qualifier*	*Limits*	*Prepared*	*Analyzed*	*Dil Fac*
1,2-Dichloroethane-d4 (Surr)	*105*		*77 - 120*		*01/11/22 18:53*	*10*
4-Bromofluorobenzene (Surr)	*103*		*73 - 120*		*01/11/22 18:53*	*10*
Dibromofluoromethane (Surr)	*103*		*75 - 123*		*01/11/22 18:53*	*10*
Toluene-d8 (Surr)	*100*		*80 - 120*		*01/11/22 18:53*	*10*

Method: 8270D - Semivolatile Organic Compounds (GC/MS) - TCLP

Analyte	Result	Qualifier	RL	MDL	Unit	D	Prepared	Analyzed	Dil Fac
1,4-Dichlorobenzene	0.040	U	0.040	0.0018	mg/L		01/12/22 09:09	01/12/22 22:01	1
2,4,5-Trichlorophenol	0.020	U	0.020	0.0019	mg/L		01/12/22 09:09	01/12/22 22:01	1
2,4,6-Trichlorophenol	0.020	U	0.020	0.0024	mg/L		01/12/22 09:09	01/12/22 22:01	1
2,4-Dinitrotoluene	0.020	U	0.020	0.0017	mg/L		01/12/22 09:09	01/12/22 22:01	1
2-Methylphenol	0.020	U	0.020	0.0016	mg/L		01/12/22 09:09	01/12/22 22:01	1
3-Methylphenol	0.040	U	0.040	0.0016	mg/L		01/12/22 09:09	01/12/22 22:01	1
4-Methylphenol	0.040	U	0.040	0.0014	mg/L		01/12/22 09:09	01/12/22 22:01	1
Hexachlorobenzene	0.020	U	0.020	0.0020	mg/L		01/12/22 09:09	01/12/22 22:01	1
Hexachlorobutadiene	0.020	U	0.020	0.0027	mg/L		01/12/22 09:09	01/12/22 22:01	1
Hexachloroethane	0.020	U	0.020	0.0023	mg/L		01/12/22 09:09	01/12/22 22:01	1
Nitrobenzene	0.020	U	0.020	0.0011	mg/L		01/12/22 09:09	01/12/22 22:01	1
Pentachlorophenol	0.040	U	0.040	0.0088	mg/L		01/12/22 09:09	01/12/22 22:01	1

Client Sample ID: PF32

Date Collected: 12/28/21 12:42
Date Received: 12/29/21 11:25

Lab Sample ID: 480-193838-32

Matrix: Solid

Method: 8270D - Semivolatile Organic Compounds (GC/MS) - TCLP (Continued)

Analyte	Result	Qualifier	RL	MDL	Unit	D	Prepared	Analyzed	Dil Fac
Pyridine	0.10	U	0.10	0.0016	mg/L		01/12/22 09:09	01/12/22 22:01	1

Surrogate	*%Recovery*	*Qualifier*	*Limits*	*Prepared*	*Analyzed*	*Dil Fac*
2,4,6-Tribromophenol (Surr)	*98*		*41 - 120*	*01/12/22 09:09*	*01/12/22 22:01*	*1*
2-Fluorobiphenyl (Surr)	*104*		*48 - 120*	*01/12/22 09:09*	*01/12/22 22:01*	*1*
2-Fluorophenol (Surr)	*55*		*35 - 120*	*01/12/22 09:09*	*01/12/22 22:01*	*1*
Nitrobenzene-d5 (Surr)	*98*		*46 - 120*	*01/12/22 09:09*	*01/12/22 22:01*	*1*
Phenol-d5 (Surr)	*37*		*22 - 120*	*01/12/22 09:09*	*01/12/22 22:01*	*1*
p-Terphenyl-d14 (Surr)	*106*		*60 - 148*	*01/12/22 09:09*	*01/12/22 22:01*	*1*

Method: 8081B - Organochlorine Pesticides (GC) - TCLP

Analyte	Result	Qualifier	RL	MDL	Unit	D	Prepared	Analyzed	Dil Fac
gamma-BHC (Lindane)	0.00020	U	0.00020	0.0000060	mg/L		01/11/22 15:23	01/12/22 13:23	1
Chlordane (technical)	0.0020	U	0.0020	0.000029	mg/L		01/11/22 15:23	01/12/22 13:23	1
Endrin	0.00020	U	0.00020	0.000014	mg/L		01/11/22 15:23	01/12/22 13:23	1
Heptachlor	0.00020	U	0.00020	0.0000085	mg/L		01/11/22 15:23	01/12/22 13:23	1
Heptachlor epoxide	0.00020	U *+	0.00020	0.0000053	mg/L		01/11/22 15:23	01/12/22 13:23	1
Methoxychlor	0.00020	U	0.00020	0.000014	mg/L		01/11/22 15:23	01/12/22 13:23	1
Toxaphene	0.0020	U	0.0020	0.00012	mg/L		01/11/22 15:23	01/12/22 13:23	1

Surrogate	*%Recovery*	*Qualifier*	*Limits*	*Prepared*	*Analyzed*	*Dil Fac*
DCB Decachlorobiphenyl	*115*		*20 - 120*	*01/11/22 15:23*	*01/12/22 13:23*	*1*
Tetrachloro-m-xylene	*170*	*S1+*	*44 - 120*	*01/11/22 15:23*	*01/12/22 13:23*	*1*

Method: 8151 - TCLP Herbicides - TCLP

Analyte	Result	Qualifier	RL	MDL	Unit	D	Prepared	Analyzed	Dil Fac
2,4-D	0.0020	U	0.0020	0.00040	mg/L		01/11/22 11:21	01/12/22 21:00	1
Silvex (2,4,5-TP)	0.0020	U	0.0020	0.00036	mg/L		01/11/22 11:21	01/12/22 21:00	1

Surrogate	*%Recovery*	*Qualifier*	*Limits*	*Prepared*	*Analyzed*	*Dil Fac*
2,4-Dichlorophenylacetic acid	*11*	*S1-*	*48 - 132*	*01/11/22 11:21*	*01/12/22 21:00*	*1*

Method: 6010C - Metals (ICP) - TCLP

Analyte	Result	Qualifier	RL	MDL	Unit	D	Prepared	Analyzed	Dil Fac
Arsenic	0.015	U	0.015	0.0056	mg/L		01/11/22 11:24	01/11/22 21:43	1
Barium	**0.65**	**J**	1.0	0.10	mg/L		01/11/22 11:24	01/11/22 21:43	1
Cadmium	**0.0018**	**J**	0.0020	0.00050	mg/L		01/11/22 11:24	01/11/22 21:43	1
Chromium	0.020	U	0.020	0.010	mg/L		01/11/22 11:24	01/11/22 21:43	1
Lead	**0.015**	**J**	0.020	0.0030	mg/L		01/11/22 11:24	01/11/22 21:43	1
Selenium	0.025	U	0.025	0.0087	mg/L		01/11/22 11:24	01/11/22 21:43	1
Silver	0.0060	U	0.0060	0.0017	mg/L		01/11/22 11:24	01/11/22 21:43	1

Method: 7470A - TCLP Mercury - TCLP

Analyte	Result	Qualifier	RL	MDL	Unit	D	Prepared	Analyzed	Dil Fac
Mercury	0.00020	U	0.00020	0.000043	mg/L		01/11/22 12:54	01/11/22 16:22	1

General Chemistry

Analyte	Result	Qualifier	RL	MDL	Unit	D	Prepared	Analyzed	Dil Fac
Cyanide, Reactive	10	U	10	10	mg/Kg		01/10/22 09:00	01/11/22 11:55	1
Sulfide, Reactive	10	U	10	10	mg/Kg		01/10/22 09:00	01/10/22 15:18	1

Client Sample ID: PF32
Lab Sample ID: 480-193838-32

Date Collected: 12/28/21 12:42
Matrix: Solid
Date Received: 12/29/21 11:25

Analyte	Result	Qualifier	RL	RL	Unit	D	Prepared	Analyzed	Dil Fac
Flashpoint	>180		50.0	50.0	Degrees F			01/06/22 15:56	1
pH	8.5	HF	0.1	0.1	SU			01/07/22 14:05	1
Temperature	21.2	HF	0.001	0.001	Degrees C			01/07/22 14:05	1

Client Sample ID: PF32
Lab Sample ID: 480-193838-32

Date Collected: 12/28/21 12:42
Matrix: Solid
Date Received: 12/29/21 11:25
Percent Solids: 89.5

Method: 8015D - Gasoline Range Organics (GRO) (GC)

Analyte	Result	Qualifier	RL	MDL	Unit	D	Prepared	Analyzed	Dil Fac
Gasoline Range Organics [C6 - C10]	1.1	J	1.3	0.34	mg/Kg	☼	01/06/22 07:10	01/06/22 20:37	1

Surrogate	*%Recovery*	*Qualifier*	*Limits*	*Prepared*	*Analyzed*	*Dil Fac*
a,a,a-Trifluorotoluene	*99*		*46 - 156*	*01/06/22 07:10*	*01/06/22 20:37*	*1*

Method: 8015D - Diesel Range Organics (DRO) (GC)

Analyte	Result	Qualifier	RL	MDL	Unit	D	Prepared	Analyzed	Dil Fac
Diesel Range Organics [C10-C28]	8.7	J	19	5.6	mg/Kg	☼	01/04/22 08:14	01/06/22 02:40	1

Surrogate	*%Recovery*	*Qualifier*	*Limits*	*Prepared*	*Analyzed*	*Dil Fac*
o-Terphenyl	*83*		*48 - 125*	*01/04/22 08:14*	*01/06/22 02:40*	*1*

Method: 8082A - Polychlorinated Biphenyls (PCBs) by Gas Chromatography

Analyte	Result	Qualifier	RL	MDL	Unit	D	Prepared	Analyzed	Dil Fac
PCB-1016	0.22	U	0.22	0.043	mg/Kg	☼	01/04/22 07:12	01/05/22 16:25	1
PCB-1221	0.22	U	0.22	0.043	mg/Kg	☼	01/04/22 07:12	01/05/22 16:25	1
PCB-1232	0.22	U	0.22	0.043	mg/Kg	☼	01/04/22 07:12	01/05/22 16:25	1
PCB-1242	0.22	U	0.22	0.043	mg/Kg	☼	01/04/22 07:12	01/05/22 16:25	1
PCB-1248	0.22	U	0.22	0.043	mg/Kg	☼	01/04/22 07:12	01/05/22 16:25	1
PCB-1254	0.22	U	0.22	0.10	mg/Kg	☼	01/04/22 07:12	01/05/22 16:25	1
PCB-1260	0.22	U	0.22	0.10	mg/Kg	☼	01/04/22 07:12	01/05/22 16:25	1
PCB-1262	0.22	U	0.22	0.10	mg/Kg	☼	01/04/22 07:12	01/05/22 16:25	1
PCB-1268	0.22	U	0.22	0.10	mg/Kg	☼	01/04/22 07:12	01/05/22 16:25	1

Surrogate	*%Recovery*	*Qualifier*	*Limits*	*Prepared*	*Analyzed*	*Dil Fac*
DCB Decachlorobiphenyl	*110*		*65 - 174*	*01/04/22 07:12*	*01/05/22 16:25*	*1*
Tetrachloro-m-xylene	*105*		*60 - 154*	*01/04/22 07:12*	*01/05/22 16:25*	*1*

Client Sample ID: PF33
Lab Sample ID: 480-193838-33

Date Collected: 12/28/21 12:48
Matrix: Solid
Date Received: 12/29/21 11:25

Method: 8260C - TCLP Volatiles - TCLP

Analyte	Result	Qualifier	RL	MDL	Unit	D	Prepared	Analyzed	Dil Fac
1,1-Dichloroethene	0.010	U	0.010	0.0029	mg/L			01/11/22 19:16	10
1,2-Dichloroethane	0.010	U	0.010	0.0021	mg/L			01/11/22 19:16	10
2-Butanone (MEK)	0.050	U	0.050	0.013	mg/L			01/11/22 19:16	10
Benzene	0.010	U	0.010	0.0041	mg/L			01/11/22 19:16	10
Carbon tetrachloride	0.010	U	0.010	0.0027	mg/L			01/11/22 19:16	10
Chlorobenzene	0.010	U	0.010	0.0075	mg/L			01/11/22 19:16	10
Chloroform	0.010	U	0.010	0.0034	mg/L			01/11/22 19:16	10
Tetrachloroethene	0.010	U	0.010	0.0036	mg/L			01/11/22 19:16	10

Client Sample ID: PF33

Date Collected: 12/28/21 12:48
Date Received: 12/29/21 11:25

Lab Sample ID: 480-193838-33

Matrix: Solid

Method: 8260C - TCLP Volatiles - TCLP (Continued)

Analyte	Result	Qualifier	RL	MDL	Unit	D	Prepared	Analyzed	Dil Fac
Trichloroethene	0.010	U	0.010	0.0046	mg/L			01/11/22 19:16	10
Vinyl chloride	0.010	U	0.010	0.0090	mg/L			01/11/22 19:16	10

Surrogate	*%Recovery*	*Qualifier*	*Limits*	*Prepared*	*Analyzed*	*Dil Fac*
1,2-Dichloroethane-d4 (Surr)	*107*		*77 - 120*		*01/11/22 19:16*	*10*
4-Bromofluorobenzene (Surr)	*97*		*73 - 120*		*01/11/22 19:16*	*10*
Dibromofluoromethane (Surr)	*102*		*75 - 123*		*01/11/22 19:16*	*10*
Toluene-d8 (Surr)	*95*		*80 - 120*		*01/11/22 19:16*	*10*

Method: 8270D - Semivolatile Organic Compounds (GC/MS) - TCLP

Analyte	Result	Qualifier	RL	MDL	Unit	D	Prepared	Analyzed	Dil Fac
1,4-Dichlorobenzene	0.040	U	0.040	0.0018	mg/L		01/12/22 09:09	01/12/22 22:25	1
2,4,5-Trichlorophenol	0.020	U	0.020	0.0019	mg/L		01/12/22 09:09	01/12/22 22:25	1
2,4,6-Trichlorophenol	0.020	U	0.020	0.0024	mg/L		01/12/22 09:09	01/12/22 22:25	1
2,4-Dinitrotoluene	0.020	U	0.020	0.0017	mg/L		01/12/22 09:09	01/12/22 22:25	1
2-Methylphenol	0.020	U	0.020	0.0016	mg/L		01/12/22 09:09	01/12/22 22:25	1
3-Methylphenol	0.040	U	0.040	0.0016	mg/L		01/12/22 09:09	01/12/22 22:25	1
4-Methylphenol	0.040	U	0.040	0.0014	mg/L		01/12/22 09:09	01/12/22 22:25	1
Hexachlorobenzene	0.020	U	0.020	0.0020	mg/L		01/12/22 09:09	01/12/22 22:25	1
Hexachlorobutadiene	0.020	U	0.020	0.0027	mg/L		01/12/22 09:09	01/12/22 22:25	1
Hexachloroethane	0.020	U	0.020	0.0023	mg/L		01/12/22 09:09	01/12/22 22:25	1
Nitrobenzene	0.020	U	0.020	0.0011	mg/L		01/12/22 09:09	01/12/22 22:25	1
Pentachlorophenol	0.040	U	0.040	0.0088	mg/L		01/12/22 09:09	01/12/22 22:25	1
Pyridine	0.10	U	0.10	0.0016	mg/L		01/12/22 09:09	01/12/22 22:25	1

Surrogate	*%Recovery*	*Qualifier*	*Limits*	*Prepared*	*Analyzed*	*Dil Fac*
2,4,6-Tribromophenol (Surr)	*93*		*41 - 120*	*01/12/22 09:09*	*01/12/22 22:25*	*1*
2-Fluorobiphenyl (Surr)	*95*		*48 - 120*	*01/12/22 09:09*	*01/12/22 22:25*	*1*
2-Fluorophenol (Surr)	*50*		*35 - 120*	*01/12/22 09:09*	*01/12/22 22:25*	*1*
Nitrobenzene-d5 (Surr)	*94*		*46 - 120*	*01/12/22 09:09*	*01/12/22 22:25*	*1*
Phenol-d5 (Surr)	*35*		*22 - 120*	*01/12/22 09:09*	*01/12/22 22:25*	*1*
p-Terphenyl-d14 (Surr)	*97*		*60 - 148*	*01/12/22 09:09*	*01/12/22 22:25*	*1*

Method: 8081B - Organochlorine Pesticides (GC) - TCLP

Analyte	Result	Qualifier	RL	MDL	Unit	D	Prepared	Analyzed	Dil Fac
gamma-BHC (Lindane)	0.00020	U	0.00020	0.0000060	mg/L		01/11/22 15:23	01/12/22 13:43	1
Chlordane (technical)	0.0020	U	0.0020	0.000029	mg/L		01/11/22 15:23	01/12/22 13:43	1
Endrin	0.00020	U	0.00020	0.000014	mg/L		01/11/22 15:23	01/12/22 13:43	1
Heptachlor	0.00020	U	0.00020	0.0000085	mg/L		01/11/22 15:23	01/12/22 13:43	1
Heptachlor epoxide	0.00020	U *+	0.00020	0.0000053	mg/L		01/11/22 15:23	01/12/22 13:43	1
Methoxychlor	0.00020	U	0.00020	0.000014	mg/L		01/11/22 15:23	01/12/22 13:43	1
Toxaphene	0.0020	U	0.0020	0.00012	mg/L		01/11/22 15:23	01/12/22 13:43	1

Surrogate	*%Recovery*	*Qualifier*	*Limits*	*Prepared*	*Analyzed*	*Dil Fac*
DCB Decachlorobiphenyl	*118*		*20 - 120*	*01/11/22 15:23*	*01/12/22 13:43*	*1*
Tetrachloro-m-xylene	*141*	*S1+*	*44 - 120*	*01/11/22 15:23*	*01/12/22 13:43*	*1*

Method: 8151 - TCLP Herbicides - TCLP

Analyte	Result	Qualifier	RL	MDL	Unit	D	Prepared	Analyzed	Dil Fac
2,4-D	0.0020	U	0.0020	0.00040	mg/L		01/11/22 11:21	01/12/22 21:29	1
Silvex (2,4,5-TP)	0.0020	U	0.0020	0.00036	mg/L		01/11/22 11:21	01/12/22 21:29	1

Client Sample ID: PF33

Lab Sample ID: 480-193838-33

Date Collected: 12/28/21 12:48

Matrix: Solid

Date Received: 12/29/21 11:25

Surrogate	*%Recovery*	*Qualifier*	*Limits*	*Prepared*	*Analyzed*	*Dil Fac*
2,4-Dichlorophenylacetic acid	*12*	*S1-*	*48 - 132*	*01/11/22 11:21*	*01/12/22 21:29*	*1*

Method: 6010C - Metals (ICP) - TCLP

Analyte	Result	Qualifier	RL	MDL	Unit	D	Prepared	Analyzed	Dil Fac
Arsenic	0.015	U	0.015	0.0056	mg/L		01/11/22 11:24	01/11/22 21:47	1
Barium	**0.54**	**J**	1.0	0.10	mg/L		01/11/22 11:24	01/11/22 21:47	1
Cadmium	**0.0020**		0.0020	0.00050	mg/L		01/11/22 11:24	01/11/22 21:47	1
Chromium	0.020	U	0.020	0.010	mg/L		01/11/22 11:24	01/11/22 21:47	1
Lead	**0.032**		0.020	0.0030	mg/L		01/11/22 11:24	01/11/22 21:47	1
Selenium	0.025	U	0.025	0.0087	mg/L		01/11/22 11:24	01/11/22 21:47	1
Silver	0.0060	U	0.0060	0.0017	mg/L		01/11/22 11:24	01/11/22 21:47	1

Method: 7470A - TCLP Mercury - TCLP

Analyte	Result	Qualifier	RL	MDL	Unit	D	Prepared	Analyzed	Dil Fac
Mercury	0.00020	U	0.00020	0.000043	mg/L		01/11/22 12:54	01/11/22 16:23	1

General Chemistry

Analyte	Result	Qualifier	RL	MDL	Unit	D	Prepared	Analyzed	Dil Fac
Cyanide, Reactive	10	U	10	10	mg/Kg		01/10/22 09:00	01/11/22 11:56	1
Sulfide, Reactive	10	U	10	10	mg/Kg		01/10/22 09:00	01/10/22 15:18	1

Analyte	Result	Qualifier	RL	RL	Unit	D	Prepared	Analyzed	Dil Fac
Flashpoint	**>175**		50.0	50.0	Degrees F			01/06/22 16:07	1
pH	**8.5**	**HF**	0.1	0.1	SU			01/07/22 14:05	1
Temperature	**21.2**	**HF**	0.001	0.001	Degrees C			01/07/22 14:05	1

Client Sample ID: PF33

Lab Sample ID: 480-193838-33

Date Collected: 12/28/21 12:48

Matrix: Solid

Date Received: 12/29/21 11:25

Percent Solids: 89.1

Method: 8015D - Gasoline Range Organics (GRO) (GC)

Analyte	Result	Qualifier	RL	MDL	Unit	D	Prepared	Analyzed	Dil Fac
Gasoline Range Organics [C6 - C10]	**1.0**	**J**	1.2	0.33	mg/Kg	☼	01/06/22 07:10	01/06/22 21:13	1

Surrogate	*%Recovery*	*Qualifier*	*Limits*	*Prepared*	*Analyzed*	*Dil Fac*
a,a,a-Trifluorotoluene	*96*		*46 - 156*	*01/06/22 07:10*	*01/06/22 21:13*	*1*

Method: 8015D - Diesel Range Organics (DRO) (GC)

Analyte	Result	Qualifier	RL	MDL	Unit	D	Prepared	Analyzed	Dil Fac
Diesel Range Organics [C10-C28]	**9.1**	**J**	19	5.6	mg/Kg	☼	01/04/22 08:14	01/06/22 03:16	1

Surrogate	*%Recovery*	*Qualifier*	*Limits*	*Prepared*	*Analyzed*	*Dil Fac*
o-Terphenyl	*81*		*48 - 125*	*01/04/22 08:14*	*01/06/22 03:16*	*1*

Method: 8082A - Polychlorinated Biphenyls (PCBs) by Gas Chromatography

Analyte	Result	Qualifier	RL	MDL	Unit	D	Prepared	Analyzed	Dil Fac
PCB-1016	0.24	U	0.24	0.046	mg/Kg	☼	01/04/22 07:12	01/05/22 16:38	1
PCB-1221	0.24	U	0.24	0.046	mg/Kg	☼	01/04/22 07:12	01/05/22 16:38	1
PCB-1232	0.24	U	0.24	0.046	mg/Kg	☼	01/04/22 07:12	01/05/22 16:38	1
PCB-1242	0.24	U	0.24	0.046	mg/Kg	☼	01/04/22 07:12	01/05/22 16:38	1
PCB-1248	0.24	U	0.24	0.046	mg/Kg	☼	01/04/22 07:12	01/05/22 16:38	1
PCB-1254	0.24	U	0.24	0.11	mg/Kg	☼	01/04/22 07:12	01/05/22 16:38	1

Client Sample ID: PF33

Lab Sample ID: 480-193838-33

Date Collected: 12/28/21 12:48
Matrix: Solid
Date Received: 12/29/21 11:25
Percent Solids: 89.1

Method: 8082A - Polychlorinated Biphenyls (PCBs) by Gas Chromatography (Continued)

Analyte	Result	Qualifier	RL	MDL	Unit	D	Prepared	Analyzed	Dil Fac
PCB-1260	0.24	U	0.24	0.11	mg/Kg	☼	01/04/22 07:12	01/05/22 16:38	1
PCB-1262	0.24	U	0.24	0.11	mg/Kg	☼	01/04/22 07:12	01/05/22 16:38	1
PCB-1268	0.24	U	0.24	0.11	mg/Kg	☼	01/04/22 07:12	01/05/22 16:38	1

Surrogate	*%Recovery*	*Qualifier*	*Limits*	*Prepared*	*Analyzed*	*Dil Fac*
DCB Decachlorobiphenyl	*110*		*65 - 174*	*01/04/22 07:12*	*01/05/22 16:38*	*1*
Tetrachloro-m-xylene	*100*		*60 - 154*	*01/04/22 07:12*	*01/05/22 16:38*	*1*

Client Sample ID: PF34

Lab Sample ID: 480-193838-34

Date Collected: 12/28/21 12:54
Matrix: Solid
Date Received: 12/29/21 11:25

Method: 8260C - TCLP Volatiles - TCLP

Analyte	Result	Qualifier	RL	MDL	Unit	D	Prepared	Analyzed	Dil Fac
1,1-Dichloroethene	0.010	U	0.010	0.0029	mg/L			01/11/22 19:39	10
1,2-Dichloroethane	0.010	U	0.010	0.0021	mg/L			01/11/22 19:39	10
2-Butanone (MEK)	0.050	U	0.050	0.013	mg/L			01/11/22 19:39	10
Benzene	0.010	U	0.010	0.0041	mg/L			01/11/22 19:39	10
Carbon tetrachloride	0.010	U	0.010	0.0027	mg/L			01/11/22 19:39	10
Chlorobenzene	0.010	U	0.010	0.0075	mg/L			01/11/22 19:39	10
Chloroform	0.010	U	0.010	0.0034	mg/L			01/11/22 19:39	10
Tetrachloroethene	0.010	U	0.010	0.0036	mg/L			01/11/22 19:39	10
Trichloroethene	0.010	U	0.010	0.0046	mg/L			01/11/22 19:39	10
Vinyl chloride	0.010	U	0.010	0.0090	mg/L			01/11/22 19:39	10

Surrogate	*%Recovery*	*Qualifier*	*Limits*	*Prepared*	*Analyzed*	*Dil Fac*
1,2-Dichloroethane-d4 (Surr)	*102*		*77 - 120*		*01/11/22 19:39*	*10*
4-Bromofluorobenzene (Surr)	*99*		*73 - 120*		*01/11/22 19:39*	*10*
Dibromofluoromethane (Surr)	*102*		*75 - 123*		*01/11/22 19:39*	*10*
Toluene-d8 (Surr)	*96*		*80 - 120*		*01/11/22 19:39*	*10*

Method: 8270D - Semivolatile Organic Compounds (GC/MS) - TCLP

Analyte	Result	Qualifier	RL	MDL	Unit	D	Prepared	Analyzed	Dil Fac
1,4-Dichlorobenzene	0.040	U	0.040	0.0018	mg/L		01/12/22 09:09	01/12/22 22:49	1
2,4,5-Trichlorophenol	0.020	U	0.020	0.0019	mg/L		01/12/22 09:09	01/12/22 22:49	1
2,4,6-Trichlorophenol	0.020	U	0.020	0.0024	mg/L		01/12/22 09:09	01/12/22 22:49	1
2,4-Dinitrotoluene	0.020	U	0.020	0.0017	mg/L		01/12/22 09:09	01/12/22 22:49	1
2-Methylphenol	0.020	U	0.020	0.0016	mg/L		01/12/22 09:09	01/12/22 22:49	1
3-Methylphenol	0.040	U	0.040	0.0016	mg/L		01/12/22 09:09	01/12/22 22:49	1
4-Methylphenol	0.040	U	0.040	0.0014	mg/L		01/12/22 09:09	01/12/22 22:49	1
Hexachlorobenzene	0.020	U	0.020	0.0020	mg/L		01/12/22 09:09	01/12/22 22:49	1
Hexachlorobutadiene	0.020	U	0.020	0.0027	mg/L		01/12/22 09:09	01/12/22 22:49	1
Hexachloroethane	0.020	U	0.020	0.0023	mg/L		01/12/22 09:09	01/12/22 22:49	1
Nitrobenzene	0.020	U	0.020	0.0011	mg/L		01/12/22 09:09	01/12/22 22:49	1
Pentachlorophenol	0.040	U	0.040	0.0088	mg/L		01/12/22 09:09	01/12/22 22:49	1
Pyridine	0.10	U	0.10	0.0016	mg/L		01/12/22 09:09	01/12/22 22:49	1

Surrogate	*%Recovery*	*Qualifier*	*Limits*	*Prepared*	*Analyzed*	*Dil Fac*
2,4,6-Tribromophenol (Surr)	*96*		*41 - 120*	*01/12/22 09:09*	*01/12/22 22:49*	*1*
2-Fluorobiphenyl (Surr)	*101*		*48 - 120*	*01/12/22 09:09*	*01/12/22 22:49*	*1*
2-Fluorophenol (Surr)	*53*		*35 - 120*	*01/12/22 09:09*	*01/12/22 22:49*	*1*

Client Sample ID: PF34

Date Collected: 12/28/21 12:54
Date Received: 12/29/21 11:25

Lab Sample ID: 480-193838-34

Matrix: Solid

Method: 8270D - Semivolatile Organic Compounds (GC/MS) - TCLP (Continued)

Surrogate	*%Recovery*	*Qualifier*	*Limits*	*Prepared*	*Analyzed*	*Dil Fac*
Nitrobenzene-d5 (Surr)	*99*		*46 - 120*	*01/12/22 09:09*	*01/12/22 22:49*	*1*
Phenol-d5 (Surr)	*37*		*22 - 120*	*01/12/22 09:09*	*01/12/22 22:49*	*1*
p-Terphenyl-d14 (Surr)	*109*		*60 - 148*	*01/12/22 09:09*	*01/12/22 22:49*	*1*

Method: 8081B - Organochlorine Pesticides (GC) - TCLP

Analyte	Result	Qualifier	RL	MDL	Unit	D	Prepared	Analyzed	Dil Fac
gamma-BHC (Lindane)	0.00020	U	0.00020	0.0000060	mg/L		01/11/22 15:23	01/12/22 14:03	1
Chlordane (technical)	0.0020	U	0.0020	0.000029	mg/L		01/11/22 15:23	01/12/22 14:03	1
Endrin	0.00020	U	0.00020	0.000014	mg/L		01/11/22 15:23	01/12/22 14:03	1
Heptachlor	0.00020	U	0.00020	0.0000085	mg/L		01/11/22 15:23	01/12/22 14:03	1
Heptachlor epoxide	0.00020	U *+	0.00020	0.0000053	mg/L		01/11/22 15:23	01/12/22 14:03	1
Methoxychlor	0.00020	U	0.00020	0.000014	mg/L		01/11/22 15:23	01/12/22 14:03	1
Toxaphene	0.0020	U	0.0020	0.00012	mg/L		01/11/22 15:23	01/12/22 14:03	1

Surrogate	*%Recovery*	*Qualifier*	*Limits*	*Prepared*	*Analyzed*	*Dil Fac*
DCB Decachlorobiphenyl	*112*		*20 - 120*	*01/11/22 15:23*	*01/12/22 14:03*	*1*
Tetrachloro-m-xylene	*126*	*S1+*	*44 - 120*	*01/11/22 15:23*	*01/12/22 14:03*	*1*

Method: 8151 - TCLP Herbicides - TCLP

Analyte	Result	Qualifier	RL	MDL	Unit	D	Prepared	Analyzed	Dil Fac
2,4-D	0.0020	U	0.0020	0.00040	mg/L		01/11/22 11:21	01/12/22 21:59	1
Silvex (2,4,5-TP)	0.0020	U	0.0020	0.00036	mg/L		01/11/22 11:21	01/12/22 21:59	1

Surrogate	*%Recovery*	*Qualifier*	*Limits*	*Prepared*	*Analyzed*	*Dil Fac*
2,4-Dichlorophenylacetic acid	*10*	*S1-*	*48 - 132*	*01/11/22 11:21*	*01/12/22 21:59*	*1*

Method: 6010C - Metals (ICP) - TCLP

Analyte	Result	Qualifier	RL	MDL	Unit	D	Prepared	Analyzed	Dil Fac
Arsenic	0.015	U	0.015	0.0056	mg/L		01/11/22 11:24	01/11/22 22:02	1
Barium	**0.70**	**J**	1.0	0.10	mg/L		01/11/22 11:24	01/11/22 22:02	1
Cadmium	**0.0025**		0.0020	0.00050	mg/L		01/11/22 11:24	01/11/22 22:02	1
Chromium	0.020	U	0.020	0.010	mg/L		01/11/22 11:24	01/11/22 22:02	1
Lead	**0.059**		0.020	0.0030	mg/L		01/11/22 11:24	01/11/22 22:02	1
Selenium	0.025	U	0.025	0.0087	mg/L		01/11/22 11:24	01/11/22 22:02	1
Silver	0.0060	U	0.0060	0.0017	mg/L		01/11/22 11:24	01/11/22 22:02	1

Method: 7470A - TCLP Mercury - TCLP

Analyte	Result	Qualifier	RL	MDL	Unit	D	Prepared	Analyzed	Dil Fac
Mercury	0.00020	U	0.00020	0.000043	mg/L		01/11/22 12:54	01/11/22 16:25	1

General Chemistry

Analyte	Result	Qualifier	RL	MDL	Unit	D	Prepared	Analyzed	Dil Fac
Cyanide, Reactive	10	U	10	10	mg/Kg		01/10/22 09:00	01/11/22 12:01	1
Sulfide, Reactive	10	U	10	10	mg/Kg		01/10/22 09:00	01/10/22 15:18	1

Analyte	Result	Qualifier	RL	RL	Unit	D	Prepared	Analyzed	Dil Fac
Flashpoint	**>180**		50.0	50.0	Degrees F			01/07/22 16:27	1
pH	**8.5**	**HF**	0.1	0.1	SU			01/07/22 14:05	1
Temperature	**22.7**	**HF**	0.001	0.001	Degrees C			01/07/22 14:05	1

Client Sample ID: PF34

Lab Sample ID: 480-193838-34

Date Collected: 12/28/21 12:54
Date Received: 12/29/21 11:25

Matrix: Solid
Percent Solids: 88.2

Method: 8015D - Gasoline Range Organics (GRO) (GC)

Analyte	Result	Qualifier	RL	MDL	Unit	D	Prepared	Analyzed	Dil Fac
Gasoline Range Organics [C6 - C10]	1.1	J	1.4	0.36	mg/Kg	☼	01/06/22 07:10	01/06/22 21:49	1

Surrogate	*%Recovery*	*Qualifier*	*Limits*	*Prepared*	*Analyzed*	*Dil Fac*
a,a,a-Trifluorotoluene	*96*		*46 - 156*	*01/06/22 07:10*	*01/06/22 21:49*	*1*

Method: 8015D - Diesel Range Organics (DRO) (GC)

Analyte	Result	Qualifier	RL	MDL	Unit	D	Prepared	Analyzed	Dil Fac
Diesel Range Organics [C10-C28]	12	J	19	5.6	mg/Kg	☼	01/04/22 08:14	01/06/22 03:51	1

Surrogate	*%Recovery*	*Qualifier*	*Limits*	*Prepared*	*Analyzed*	*Dil Fac*
o-Terphenyl	*86*		*48 - 125*	*01/04/22 08:14*	*01/06/22 03:51*	*1*

Method: 8082A - Polychlorinated Biphenyls (PCBs) by Gas Chromatography

Analyte	Result	Qualifier	RL	MDL	Unit	D	Prepared	Analyzed	Dil Fac
PCB-1016	0.21	U	0.21	0.040	mg/Kg	☼	01/04/22 07:12	01/05/22 16:51	1
PCB-1221	0.21	U	0.21	0.040	mg/Kg	☼	01/04/22 07:12	01/05/22 16:51	1
PCB-1232	0.21	U	0.21	0.040	mg/Kg	☼	01/04/22 07:12	01/05/22 16:51	1
PCB-1242	0.21	U	0.21	0.040	mg/Kg	☼	01/04/22 07:12	01/05/22 16:51	1
PCB-1248	0.21	U	0.21	0.040	mg/Kg	☼	01/04/22 07:12	01/05/22 16:51	1
PCB-1254	0.21	U	0.21	0.096	mg/Kg	☼	01/04/22 07:12	01/05/22 16:51	1
PCB-1260	0.21	U	0.21	0.096	mg/Kg	☼	01/04/22 07:12	01/05/22 16:51	1
PCB-1262	0.21	U	0.21	0.096	mg/Kg	☼	01/04/22 07:12	01/05/22 16:51	1
PCB-1268	0.21	U	0.21	0.096	mg/Kg	☼	01/04/22 07:12	01/05/22 16:51	1

Surrogate	*%Recovery*	*Qualifier*	*Limits*	*Prepared*	*Analyzed*	*Dil Fac*
DCB Decachlorobiphenyl	*122*		*65 - 174*	*01/04/22 07:12*	*01/05/22 16:51*	*1*
Tetrachloro-m-xylene	*109*		*60 - 154*	*01/04/22 07:12*	*01/05/22 16:51*	*1*

Client Sample ID: PF35

Lab Sample ID: 480-193838-35

Date Collected: 12/28/21 13:00
Date Received: 12/29/21 11:25

Matrix: Solid

Method: 8260C - TCLP Volatiles - TCLP

Analyte	Result	Qualifier	RL	MDL	Unit	D	Prepared	Analyzed	Dil Fac
1,1-Dichloroethene	0.010	U	0.010	0.0029	mg/L			01/11/22 20:03	10
1,2-Dichloroethane	0.010	U	0.010	0.0021	mg/L			01/11/22 20:03	10
2-Butanone (MEK)	0.050	U	0.050	0.013	mg/L			01/11/22 20:03	10
Benzene	0.010	U	0.010	0.0041	mg/L			01/11/22 20:03	10
Carbon tetrachloride	0.010	U	0.010	0.0027	mg/L			01/11/22 20:03	10
Chlorobenzene	0.010	U	0.010	0.0075	mg/L			01/11/22 20:03	10
Chloroform	0.010	U	0.010	0.0034	mg/L			01/11/22 20:03	10
Tetrachloroethene	0.010	U	0.010	0.0036	mg/L			01/11/22 20:03	10
Trichloroethene	0.010	U	0.010	0.0046	mg/L			01/11/22 20:03	10
Vinyl chloride	0.010	U	0.010	0.0090	mg/L			01/11/22 20:03	10

Surrogate	*%Recovery*	*Qualifier*	*Limits*	*Prepared*	*Analyzed*	*Dil Fac*
1,2-Dichloroethane-d4 (Surr)	*103*		*77 - 120*		*01/11/22 20:03*	*10*
4-Bromofluorobenzene (Surr)	*101*		*73 - 120*		*01/11/22 20:03*	*10*
Dibromofluoromethane (Surr)	*99*		*75 - 123*		*01/11/22 20:03*	*10*
Toluene-d8 (Surr)	*98*		*80 - 120*		*01/11/22 20:03*	*10*

Client Sample Results

Client: Brydges Engineering in Environment & Energy DPC
Project/Site: Pilgrim Village Family

Job ID: 480-193838-1

Client Sample ID: PF35

Date Collected: 12/28/21 13:00
Date Received: 12/29/21 11:25

Lab Sample ID: 480-193838-35

Matrix: Solid

Method: 8270D - Semivolatile Organic Compounds (GC/MS) - TCLP

Analyte	Result	Qualifier	RL	MDL	Unit	D	Prepared	Analyzed	Dil Fac
1,4-Dichlorobenzene	0.040	U	0.040	0.0018	mg/L		01/12/22 09:09	01/12/22 23:13	1
2,4,5-Trichlorophenol	0.020	U	0.020	0.0019	mg/L		01/12/22 09:09	01/12/22 23:13	1
2,4,6-Trichlorophenol	0.020	U	0.020	0.0024	mg/L		01/12/22 09:09	01/12/22 23:13	1
2,4-Dinitrotoluene	0.020	U	0.020	0.0017	mg/L		01/12/22 09:09	01/12/22 23:13	1
2-Methylphenol	0.020	U	0.020	0.0016	mg/L		01/12/22 09:09	01/12/22 23:13	1
3-Methylphenol	0.040	U	0.040	0.0016	mg/L		01/12/22 09:09	01/12/22 23:13	1
4-Methylphenol	0.040	U	0.040	0.0014	mg/L		01/12/22 09:09	01/12/22 23:13	1
Hexachlorobenzene	0.020	U	0.020	0.0020	mg/L		01/12/22 09:09	01/12/22 23:13	1
Hexachlorobutadiene	0.020	U	0.020	0.0027	mg/L		01/12/22 09:09	01/12/22 23:13	1
Hexachloroethane	0.020	U	0.020	0.0023	mg/L		01/12/22 09:09	01/12/22 23:13	1
Nitrobenzene	0.020	U	0.020	0.0011	mg/L		01/12/22 09:09	01/12/22 23:13	1
Pentachlorophenol	0.040	U	0.040	0.0088	mg/L		01/12/22 09:09	01/12/22 23:13	1
Pyridine	0.10	U	0.10	0.0016	mg/L		01/12/22 09:09	01/12/22 23:13	1

Surrogate	*%Recovery*	*Qualifier*	*Limits*	*Prepared*	*Analyzed*	*Dil Fac*
2,4,6-Tribromophenol (Surr)	*88*		*41 - 120*	*01/12/22 09:09*	*01/12/22 23:13*	*1*
2-Fluorobiphenyl (Surr)	*97*		*48 - 120*	*01/12/22 09:09*	*01/12/22 23:13*	*1*
2-Fluorophenol (Surr)	*50*		*35 - 120*	*01/12/22 09:09*	*01/12/22 23:13*	*1*
Nitrobenzene-d5 (Surr)	*95*		*46 - 120*	*01/12/22 09:09*	*01/12/22 23:13*	*1*
Phenol-d5 (Surr)	*33*		*22 - 120*	*01/12/22 09:09*	*01/12/22 23:13*	*1*
p-Terphenyl-d14 (Surr)	*101*		*60 - 148*	*01/12/22 09:09*	*01/12/22 23:13*	*1*

Method: 8081B - Organochlorine Pesticides (GC) - TCLP

Analyte	Result	Qualifier	RL	MDL	Unit	D	Prepared	Analyzed	Dil Fac
gamma-BHC (Lindane)	0.00020	U	0.00020	0.0000060	mg/L		01/11/22 15:23	01/12/22 14:23	1
Chlordane (technical)	0.0020	U	0.0020	0.000029	mg/L		01/11/22 15:23	01/12/22 14:23	1
Endrin	0.00020	U	0.00020	0.000014	mg/L		01/11/22 15:23	01/12/22 14:23	1
Heptachlor	0.00020	U	0.00020	0.0000085	mg/L		01/11/22 15:23	01/12/22 14:23	1
Heptachlor epoxide	0.00020	U *+	0.00020	0.0000053	mg/L		01/11/22 15:23	01/12/22 14:23	1
Methoxychlor	0.00020	U	0.00020	0.000014	mg/L		01/11/22 15:23	01/12/22 14:23	1
Toxaphene	0.0020	U	0.0020	0.00012	mg/L		01/11/22 15:23	01/12/22 14:23	1

Surrogate	*%Recovery*	*Qualifier*	*Limits*	*Prepared*	*Analyzed*	*Dil Fac*
DCB Decachlorobiphenyl	*110*		*20 - 120*	*01/11/22 15:23*	*01/12/22 14:23*	*1*
Tetrachloro-m-xylene	*157*	*S1+*	*44 - 120*	*01/11/22 15:23*	*01/12/22 14:23*	*1*

Method: 8151 - TCLP Herbicides - TCLP

Analyte	Result	Qualifier	RL	MDL	Unit	D	Prepared	Analyzed	Dil Fac
2,4-D	0.0020	U	0.0020	0.00040	mg/L		01/11/22 11:21	01/12/22 22:28	1
Silvex (2,4,5-TP)	0.0020	U	0.0020	0.00036	mg/L		01/11/22 11:21	01/12/22 22:28	1

Surrogate	*%Recovery*	*Qualifier*	*Limits*	*Prepared*	*Analyzed*	*Dil Fac*
2,4-Dichlorophenylacetic acid	*13*	*S1-*	*48 - 132*	*01/11/22 11:21*	*01/12/22 22:28*	*1*

Method: 6010C - Metals (ICP) - TCLP

Analyte	Result	Qualifier	RL	MDL	Unit	D	Prepared	Analyzed	Dil Fac
Arsenic	0.015	U	0.015	0.0056	mg/L		01/11/22 11:24	01/11/22 22:06	1
Barium	**0.62**	**J**	1.0	0.10	mg/L		01/11/22 11:24	01/11/22 22:06	1
Cadmium	**0.0026**		0.0020	0.00050	mg/L		01/11/22 11:24	01/11/22 22:06	1
Chromium	0.020	U	0.020	0.010	mg/L		01/11/22 11:24	01/11/22 22:06	1
Lead	**0.10**		0.020	0.0030	mg/L		01/11/22 11:24	01/11/22 22:06	1

Client Sample ID: PF35

Lab Sample ID: 480-193838-35

Date Collected: 12/28/21 13:00
Matrix: Solid
Date Received: 12/29/21 11:25

Method: 6010C - Metals (ICP) - TCLP (Continued)

Analyte	Result	Qualifier	RL	MDL	Unit	D	Prepared	Analyzed	Dil Fac
Selenium	0.025	U	0.025	0.0087	mg/L		01/11/22 11:24	01/11/22 22:06	1
Silver	0.0060	U	0.0060	0.0017	mg/L		01/11/22 11:24	01/11/22 22:06	1

Method: 7470A - TCLP Mercury - TCLP

Analyte	Result	Qualifier	RL	MDL	Unit	D	Prepared	Analyzed	Dil Fac
Mercury	0.00020	U	0.00020	0.000043	mg/L		01/11/22 12:54	01/11/22 16:26	1

General Chemistry

Analyte	Result	Qualifier	RL	MDL	Unit	D	Prepared	Analyzed	Dil Fac
Cyanide, Reactive	10	U	10	10	mg/Kg		01/10/22 09:00	01/11/22 12:02	1
Sulfide, Reactive	10	U	10	10	mg/Kg		01/10/22 09:00	01/10/22 15:18	1

Analyte	Result	Qualifier	RL	RL	Unit	D	Prepared	Analyzed	Dil Fac
Flashpoint	**>175**		50.0	50.0	Degrees F			01/07/22 16:08	1
pH	**8.5**	**HF**	0.1	0.1	SU			01/07/22 14:05	1
Temperature	**21.3**	**HF**	0.001	0.001	Degrees C			01/07/22 14:05	1

Client Sample ID: PF35

Lab Sample ID: 480-193838-35

Date Collected: 12/28/21 13:00
Matrix: Solid
Date Received: 12/29/21 11:25
Percent Solids: 87.4

Method: 8015D - Gasoline Range Organics (GRO) (GC)

Analyte	Result	Qualifier	RL	MDL	Unit	D	Prepared	Analyzed	Dil Fac
Gasoline Range Organics [C6 - C10]	**1.1**	**J**	1.4	0.36	mg/Kg	☼	01/06/22 07:10	01/06/22 22:24	1

Surrogate	*%Recovery*	*Qualifier*	*Limits*	*Prepared*	*Analyzed*	*Dil Fac*
a,a,a-Trifluorotoluene	*97*		*46 - 156*	*01/06/22 07:10*	*01/06/22 22:24*	*1*

Method: 8015D - Diesel Range Organics (DRO) (GC)

Analyte	Result	Qualifier	RL	MDL	Unit	D	Prepared	Analyzed	Dil Fac
Diesel Range Organics [C10-C28]	**6.2**	**J**	19	5.7	mg/Kg	☼	01/04/22 08:14	01/06/22 04:26	1

Surrogate	*%Recovery*	*Qualifier*	*Limits*	*Prepared*	*Analyzed*	*Dil Fac*
o-Terphenyl	*77*		*48 - 125*	*01/04/22 08:14*	*01/06/22 04:26*	*1*

Method: 8082A - Polychlorinated Biphenyls (PCBs) by Gas Chromatography

Analyte	Result	Qualifier	RL	MDL	Unit	D	Prepared	Analyzed	Dil Fac
PCB-1016	0.25	U	0.25	0.049	mg/Kg	☼	01/04/22 07:12	01/05/22 17:04	1
PCB-1221	0.25	U	0.25	0.049	mg/Kg	☼	01/04/22 07:12	01/05/22 17:04	1
PCB-1232	0.25	U	0.25	0.049	mg/Kg	☼	01/04/22 07:12	01/05/22 17:04	1
PCB-1242	0.25	U	0.25	0.049	mg/Kg	☼	01/04/22 07:12	01/05/22 17:04	1
PCB-1248	0.25	U	0.25	0.049	mg/Kg	☼	01/04/22 07:12	01/05/22 17:04	1
PCB-1254	0.25	U	0.25	0.12	mg/Kg	☼	01/04/22 07:12	01/05/22 17:04	1
PCB-1260	0.25	U	0.25	0.12	mg/Kg	☼	01/04/22 07:12	01/05/22 17:04	1
PCB-1262	0.25	U	0.25	0.12	mg/Kg	☼	01/04/22 07:12	01/05/22 17:04	1
PCB-1268	0.25	U	0.25	0.12	mg/Kg	☼	01/04/22 07:12	01/05/22 17:04	1

Surrogate	*%Recovery*	*Qualifier*	*Limits*	*Prepared*	*Analyzed*	*Dil Fac*
DCB Decachlorobiphenyl	*113*		*65 - 174*	*01/04/22 07:12*	*01/05/22 17:04*	*1*
Tetrachloro-m-xylene	*102*		*60 - 154*	*01/04/22 07:12*	*01/05/22 17:04*	*1*

Client Sample Results

Client: Brydges Engineering in Environment & Energy DPC
Project/Site: Pilgrim Village Family

Job ID: 480-193838-1

Client Sample ID: PF36

Date Collected: 12/28/21 13:06
Date Received: 12/29/21 11:25

Lab Sample ID: 480-193838-36

Matrix: Solid

Method: 8260C - TCLP Volatiles - TCLP

Analyte	Result	Qualifier	RL	MDL	Unit	D	Prepared	Analyzed	Dil Fac
1,1-Dichloroethene	0.010	U	0.010	0.0029	mg/L			01/11/22 20:26	10
1,2-Dichloroethane	0.010	U	0.010	0.0021	mg/L			01/11/22 20:26	10
2-Butanone (MEK)	0.050	U	0.050	0.013	mg/L			01/11/22 20:26	10
Benzene	0.010	U	0.010	0.0041	mg/L			01/11/22 20:26	10
Carbon tetrachloride	0.010	U	0.010	0.0027	mg/L			01/11/22 20:26	10
Chlorobenzene	0.010	U	0.010	0.0075	mg/L			01/11/22 20:26	10
Chloroform	0.010	U	0.010	0.0034	mg/L			01/11/22 20:26	10
Tetrachloroethene	0.010	U	0.010	0.0036	mg/L			01/11/22 20:26	10
Trichloroethene	0.010	U	0.010	0.0046	mg/L			01/11/22 20:26	10
Vinyl chloride	0.010	U	0.010	0.0090	mg/L			01/11/22 20:26	10

Surrogate	*%Recovery*	*Qualifier*	*Limits*	*Prepared*	*Analyzed*	*Dil Fac*
1,2-Dichloroethane-d4 (Surr)	*105*		*77 - 120*		*01/11/22 20:26*	*10*
4-Bromofluorobenzene (Surr)	*99*		*73 - 120*		*01/11/22 20:26*	*10*
Dibromofluoromethane (Surr)	*102*		*75 - 123*		*01/11/22 20:26*	*10*
Toluene-d8 (Surr)	*97*		*80 - 120*		*01/11/22 20:26*	*10*

Method: 8270D - Semivolatile Organic Compounds (GC/MS) - TCLP

Analyte	Result	Qualifier	RL	MDL	Unit	D	Prepared	Analyzed	Dil Fac
1,4-Dichlorobenzene	0.040	U	0.040	0.0018	mg/L		01/12/22 09:09	01/12/22 23:37	1
2,4,5-Trichlorophenol	0.020	U	0.020	0.0019	mg/L		01/12/22 09:09	01/12/22 23:37	1
2,4,6-Trichlorophenol	0.020	U	0.020	0.0024	mg/L		01/12/22 09:09	01/12/22 23:37	1
2,4-Dinitrotoluene	0.020	U	0.020	0.0017	mg/L		01/12/22 09:09	01/12/22 23:37	1
2-Methylphenol	0.020	U	0.020	0.0016	mg/L		01/12/22 09:09	01/12/22 23:37	1
3-Methylphenol	0.040	U	0.040	0.0016	mg/L		01/12/22 09:09	01/12/22 23:37	1
4-Methylphenol	0.040	U	0.040	0.0014	mg/L		01/12/22 09:09	01/12/22 23:37	1
Hexachlorobenzene	0.020	U	0.020	0.0020	mg/L		01/12/22 09:09	01/12/22 23:37	1
Hexachlorobutadiene	0.020	U	0.020	0.0027	mg/L		01/12/22 09:09	01/12/22 23:37	1
Hexachloroethane	0.020	U	0.020	0.0023	mg/L		01/12/22 09:09	01/12/22 23:37	1
Nitrobenzene	0.020	U	0.020	0.0011	mg/L		01/12/22 09:09	01/12/22 23:37	1
Pentachlorophenol	0.040	U	0.040	0.0088	mg/L		01/12/22 09:09	01/12/22 23:37	1
Pyridine	0.10	U	0.10	0.0016	mg/L		01/12/22 09:09	01/12/22 23:37	1

Surrogate	*%Recovery*	*Qualifier*	*Limits*	*Prepared*	*Analyzed*	*Dil Fac*
2,4,6-Tribromophenol (Surr)	*94*		*41 - 120*	*01/12/22 09:09*	*01/12/22 23:37*	*1*
2-Fluorobiphenyl (Surr)	*104*		*48 - 120*	*01/12/22 09:09*	*01/12/22 23:37*	*1*
2-Fluorophenol (Surr)	*54*		*35 - 120*	*01/12/22 09:09*	*01/12/22 23:37*	*1*
Nitrobenzene-d5 (Surr)	*97*		*46 - 120*	*01/12/22 09:09*	*01/12/22 23:37*	*1*
Phenol-d5 (Surr)	*35*		*22 - 120*	*01/12/22 09:09*	*01/12/22 23:37*	*1*
p-Terphenyl-d14 (Surr)	*101*		*60 - 148*	*01/12/22 09:09*	*01/12/22 23:37*	*1*

Method: 8081B - Organochlorine Pesticides (GC) - TCLP

Analyte	Result	Qualifier	RL	MDL	Unit	D	Prepared	Analyzed	Dil Fac
gamma-BHC (Lindane)	0.00020	U	0.00020	0.0000060	mg/L		01/11/22 15:23	01/12/22 14:42	1
Chlordane (technical)	0.0020	U	0.0020	0.000029	mg/L		01/11/22 15:23	01/12/22 14:42	1
Endrin	0.00020	U	0.00020	0.000014	mg/L		01/11/22 15:23	01/12/22 14:42	1
Heptachlor	0.00020	U	0.00020	0.0000085	mg/L		01/11/22 15:23	01/12/22 14:42	1
Heptachlor epoxide	0.00020	U *+	0.00020	0.0000053	mg/L		01/11/22 15:23	01/12/22 14:42	1
Methoxychlor	0.00020	U	0.00020	0.000014	mg/L		01/11/22 15:23	01/12/22 14:42	1
Toxaphene	0.0020	U	0.0020	0.00012	mg/L		01/11/22 15:23	01/12/22 14:42	1

Client Sample ID: PF36
Date Collected: 12/28/21 13:06
Date Received: 12/29/21 11:25

Lab Sample ID: 480-193838-36
Matrix: Solid

Surrogate	*%Recovery*	*Qualifier*	*Limits*	*Prepared*	*Analyzed*	*Dil Fac*
DCB Decachlorobiphenyl	*113*		*20 - 120*	*01/11/22 15:23*	*01/12/22 14:42*	*1*
Tetrachloro-m-xylene	*147*	*S1+*	*44 - 120*	*01/11/22 15:23*	*01/12/22 14:42*	*1*

Method: 8151 - TCLP Herbicides - TCLP

Analyte	Result	Qualifier	RL	MDL	Unit	D	Prepared	Analyzed	Dil Fac
2,4-D	0.0020	U	0.0020	0.00040	mg/L		01/11/22 11:21	01/12/22 22:58	1
Silvex (2,4,5-TP)	0.0020	U	0.0020	0.00036	mg/L		01/11/22 11:21	01/12/22 22:58	1

Surrogate	*%Recovery*	*Qualifier*	*Limits*	*Prepared*	*Analyzed*	*Dil Fac*
2,4-Dichlorophenylacetic acid	*19*	*S1-*	*48 - 132*	*01/11/22 11:21*	*01/12/22 22:58*	*1*

Method: 6010C - Metals (ICP) - TCLP

Analyte	Result	Qualifier	RL	MDL	Unit	D	Prepared	Analyzed	Dil Fac
Arsenic	0.015	U	0.015	0.0056	mg/L		01/11/22 11:24	01/11/22 22:26	1
Barium	**0.72**	**J**	1.0	0.10	mg/L		01/11/22 11:24	01/11/22 22:26	1
Cadmium	**0.0027**		0.0020	0.00050	mg/L		01/11/22 11:24	01/11/22 22:26	1
Chromium	0.020	U	0.020	0.010	mg/L		01/11/22 11:24	01/11/22 22:26	1
Lead	**0.21**		0.020	0.0030	mg/L		01/11/22 11:24	01/11/22 22:26	1
Selenium	0.025	U	0.025	0.0087	mg/L		01/11/22 11:24	01/11/22 22:26	1
Silver	0.0060	U	0.0060	0.0017	mg/L		01/11/22 11:24	01/11/22 22:26	1

Method: 7470A - TCLP Mercury - TCLP

Analyte	Result	Qualifier	RL	MDL	Unit	D	Prepared	Analyzed	Dil Fac
Mercury	0.00020	U	0.00020	0.000043	mg/L		01/11/22 12:54	01/11/22 16:34	1

General Chemistry

Analyte	Result	Qualifier	RL	MDL	Unit	D	Prepared	Analyzed	Dil Fac
Cyanide, Reactive	10	U	10	10	mg/Kg		01/10/22 09:00	01/11/22 12:04	1
Sulfide, Reactive	10	U	10	10	mg/Kg		01/10/22 09:00	01/10/22 15:18	1

Analyte	Result	Qualifier	RL	RL	Unit	D	Prepared	Analyzed	Dil Fac
Flashpoint	**>175**		50.0	50.0	Degrees F			01/07/22 16:08	1
pH	**8.8**	**HF**	0.1	0.1	SU			01/07/22 14:05	1
Temperature	**21.1**	**HF**	0.001	0.001	Degrees C			01/07/22 14:05	1

Client Sample ID: PF36
Date Collected: 12/28/21 13:06
Date Received: 12/29/21 11:25

Lab Sample ID: 480-193838-36
Matrix: Solid
Percent Solids: 87.4

Method: 8015D - Gasoline Range Organics (GRO) (GC)

Analyte	Result	Qualifier	RL	MDL	Unit	D	Prepared	Analyzed	Dil Fac
Gasoline Range Organics [C6 - C10]	**1.2**	**J**	1.4	0.37	mg/Kg	☼	01/06/22 07:10	01/06/22 23:00	1

Surrogate	*%Recovery*	*Qualifier*	*Limits*	*Prepared*	*Analyzed*	*Dil Fac*
a,a,a-Trifluorotoluene	*100*		*46 - 156*	*01/06/22 07:10*	*01/06/22 23:00*	*1*

Method: 8015D - Diesel Range Organics (DRO) (GC)

Analyte	Result	Qualifier	RL	MDL	Unit	D	Prepared	Analyzed	Dil Fac
Diesel Range Organics [C10-C28]	**7.0**	**J**	19	5.7	mg/Kg	☼	01/04/22 08:14	01/06/22 05:02	1

Surrogate	*%Recovery*	*Qualifier*	*Limits*	*Prepared*	*Analyzed*	*Dil Fac*
o-Terphenyl	*78*		*48 - 125*	*01/04/22 08:14*	*01/06/22 05:02*	*1*

Client Sample Results

Client: Brydges Engineering in Environment & Energy DPC
Project/Site: Pilgrim Village Family

Job ID: 480-193838-1

Client Sample ID: PF36

Date Collected: 12/28/21 13:06
Date Received: 12/29/21 11:25

Lab Sample ID: 480-193838-36

Matrix: Solid
Percent Solids: 87.4

Method: 8082A - Polychlorinated Biphenyls (PCBs) by Gas Chromatography

Analyte	Result	Qualifier	RL	MDL	Unit	D	Prepared	Analyzed	Dil Fac
PCB-1016	0.20	U	0.20	0.040	mg/Kg	☼	01/04/22 07:12	01/05/22 17:17	1
PCB-1221	0.20	U	0.20	0.040	mg/Kg	☼	01/04/22 07:12	01/05/22 17:17	1
PCB-1232	0.20	U	0.20	0.040	mg/Kg	☼	01/04/22 07:12	01/05/22 17:17	1
PCB-1242	0.20	U	0.20	0.040	mg/Kg	☼	01/04/22 07:12	01/05/22 17:17	1
PCB-1248	0.20	U	0.20	0.040	mg/Kg	☼	01/04/22 07:12	01/05/22 17:17	1
PCB-1254	0.20	U	0.20	0.096	mg/Kg	☼	01/04/22 07:12	01/05/22 17:17	1
PCB-1260	0.20	U	0.20	0.096	mg/Kg	☼	01/04/22 07:12	01/05/22 17:17	1
PCB-1262	0.20	U	0.20	0.096	mg/Kg	☼	01/04/22 07:12	01/05/22 17:17	1
PCB-1268	0.20	U	0.20	0.096	mg/Kg	☼	01/04/22 07:12	01/05/22 17:17	1

Surrogate	*%Recovery*	*Qualifier*	*Limits*	*Prepared*	*Analyzed*	*Dil Fac*
DCB Decachlorobiphenyl	*113*		*65 - 174*	*01/04/22 07:12*	*01/05/22 17:17*	*1*
Tetrachloro-m-xylene	*103*		*60 - 154*	*01/04/22 07:12*	*01/05/22 17:17*	*1*

Surrogate Summary

Client: Brydges Engineering in Environment & Energy DPC
Project/Site: Pilgrim Village Family

Job ID: 480-193838-1

Method: 8260C - TCLP Volatiles

Matrix: Solid **Prep Type: Total/NA**

		Percent Surrogate Recovery (Acceptance Limits)			
		DCA	BFB	DBFM	TOL
Lab Sample ID	Client Sample ID	(77-120)	(73-120)	(75-123)	(80-120)
LCS 480-610929/6	Lab Control Sample	99	101	100	101
LCS 480-611172/6	Lab Control Sample	101	104	105	101
LCS 480-611306/5	Lab Control Sample	102	108	107	98
LCS 480-611328/5	Lab Control Sample	100	99	99	98
MB 480-610929/8	Method Blank	103	103	102	98
MB 480-611172/8	Method Blank	101	99	104	98
MB 480-611306/7	Method Blank	105	107	108	102
MB 480-611328/7	Method Blank	106	101	100	99

Surrogate Legend

DCA = 1,2-Dichloroethane-d4 (Surr)
BFB = 4-Bromofluorobenzene (Surr)
DBFM = Dibromofluoromethane (Surr)
TOL = Toluene-d8 (Surr)

Method: 8260C - TCLP Volatiles

Matrix: Solid **Prep Type: TCLP**

		Percent Surrogate Recovery (Acceptance Limits)			
		DCA	BFB	DBFM	TOL
Lab Sample ID	Client Sample ID	(77-120)	(73-120)	(75-123)	(80-120)
480-193838-1	PF1	95	94	95	93
480-193838-2	PF2	94	97	91	94
480-193838-3	PF3	97	98	90	94
480-193838-4	PF4	98	94	96	96
480-193838-5	PF5	102	108	109	94
480-193838-6	PF6	99	103	96	101
480-193838-7	PF7	104	104	98	101
480-193838-8	PF8	100	102	97	101
480-193838-9	PF9	106	104	103	100
480-193838-10	PF10	100	101	102	99
480-193838-11	PF11	105	103	106	101
480-193838-12	PF12	103	104	103	100
480-193838-13	PF13	99	100	98	98
480-193838-14	PF14	104	99	105	100
480-193838-15	PF15	102	112	104	99
480-193838-16	PF16	104	109	107	100
480-193838-17	PF17	103	109	107	102
480-193838-18	PF18	104	107	108	102
480-193838-19	PF19	102	111	104	98
480-193838-20	PF20	103	109	107	101
480-193838-21	PF21	104	108	108	101
480-193838-22	PF22	104	107	108	100
480-193838-23	PF23	103	101	100	98
480-193838-24	PF24	104	99	102	95
480-193838-25	PF25	101	98	100	95
480-193838-26	PF26	102	94	99	93
480-193838-27	PF27	103	101	103	99
480-193838-28	PF28	105	100	105	99
480-193838-29	PF29	102	99	100	99

Method: 8260C - TCLP Volatiles (Continued)

Matrix: Solid **Prep Type: TCLP**

Lab Sample ID	Client Sample ID	DCA (77-120)	BFB (73-120)	DBFM (75-123)	TOL (80-120)
		Percent Surrogate Recovery (Acceptance Limits)			
480-193838-30	PF30	107	101	106	99
480-193838-31	PF31	104	99	107	97
480-193838-32	PF32	105	103	103	100
480-193838-33	PF33	107	97	102	95
480-193838-34	PF34	102	99	102	96
480-193838-35	PF35	103	101	99	98
480-193838-36	PF36	105	99	102	97
LB 480-610787/1-A	Method Blank	102	100	99	102
LB 480-610945/1-A	Method Blank	105	104	108	101
LB 480-611186/1-A	Method Blank	103	103	104	99

Surrogate Legend

DCA = 1,2-Dichloroethane-d4 (Surr)
BFB = 4-Bromofluorobenzene (Surr)
DBFM = Dibromofluoromethane (Surr)
TOL = Toluene-d8 (Surr)

Method: 8270D - Semivolatile Organic Compounds (GC/MS)

Matrix: Solid **Prep Type: Total/NA**

Lab Sample ID	Client Sample ID	TBP (41-120)	FBP (48-120)	2FP (35-120)	NBZ (46-120)	PHL (22-120)	TPHd14 (60-148)
		Percent Surrogate Recovery (Acceptance Limits)					
LCS 480-610890/2-A	Lab Control Sample	108	95	44	82	33	105
LCS 480-611108/2-A	Lab Control Sample	108	97	50	90	35	108
LCS 480-611461/2-A	Lab Control Sample	108	99	52	95	39	110
LCSD 480-610890/3-A	Lab Control Sample Dup	109	84	38	70	28	102
LCSD 480-611108/3-A	Lab Control Sample Dup	107	93	46	87	33	102
LCSD 480-611461/3-A	Lab Control Sample Dup	112	100	52	96	37	106
MB 480-610890/1-A	Method Blank	87	81	38	69	26	104
MB 480-611108/1-A	Method Blank	72	81	40	75	28	105
MB 480-611461/1-A	Method Blank	91	103	53	99	38	127

Surrogate Legend

TBP = 2,4,6-Tribromophenol (Surr)
FBP = 2-Fluorobiphenyl (Surr)
2FP = 2-Fluorophenol (Surr)
NBZ = Nitrobenzene-d5 (Surr)
PHL = Phenol-d5 (Surr)
TPHd14 = p-Terphenyl-d14 (Surr)

Method: 8270D - Semivolatile Organic Compounds (GC/MS)

Matrix: Solid **Prep Type: TCLP**

Lab Sample ID	Client Sample ID	TBP (41-120)	FBP (48-120)	2FP (35-120)	NBZ (46-120)	PHL (22-120)	TPHd14 (60-148)
		Percent Surrogate Recovery (Acceptance Limits)					
480-193838-1	PF1	100	99	48	83	32	104
480-193838-2	PF2	97	98	48	84	32	108
480-193838-3	PF3	93	86	42	74	30	102
480-193838-4	PF4	101	91	43	77	30	113
480-193838-5	PF5	92	97	47	80	32	104

Method: 8270D - Semivolatile Organic Compounds (GC/MS) (Continued)

Matrix: Solid **Prep Type: TCLP**

		Percent Surrogate Recovery (Acceptance Limits)					
Lab Sample ID	Client Sample ID	TBP (41-120)	FBP (48-120)	2FP (35-120)	NBZ (46-120)	PHL (22-120)	TPHd14 (60-148)
480-193838-6	PF6	91	97	48	88	33	109
480-193838-7	PF7	87	89	43	83	31	101
480-193838-8	PF8	85	83	40	75	27	103
480-193838-9	PF9	83	80	39	77	28	95
480-193838-10	PF10	79	91	43	83	30	102
480-193838-11	PF11	94	100	47	92	33	116
480-193838-12	PF12	97	103	52	96	36	114
480-193838-13	PF13	93	100	52	94	35	111
480-193838-14	PF14	100	103	54	99	36	116
480-193838-15	PF15	101	105	52	100	38	119
480-193838-16	PF16	103	90	49	86	35	115
480-193838-17	PF17	90	95	51	90	35	103
480-193838-18	PF18	93	99	51	95	35	111
480-193838-19	PF19	87	85	44	78	32	103
480-193838-20	PF20	90	88	43	80	29	104
480-193838-21	PF21	92	91	47	88	33	102
480-193838-22	PF22	95	95	42	86	31	106
480-193838-23	PF23	107	106	54	104	37	107
480-193838-24	PF24	99	101	53	100	39	107
480-193838-25	PF25	100	103	54	100	38	111
480-193838-26	PF26	92	96	51	94	33	101
480-193838-27	PF27	96	99	55	97	38	110
480-193838-28	PF28	98	96	53	97	36	104
480-193838-29	PF29	101	102	55	100	36	100
480-193838-30	PF30	94	93	51	94	35	92
480-193838-31	PF31	89	97	51	94	37	98
480-193838-32	PF32	98	104	55	98	37	106
480-193838-33	PF33	93	95	50	94	35	97
480-193838-34	PF34	96	101	53	99	37	109
480-193838-35	PF35	88	97	50	95	33	101
480-193838-36	PF36	94	104	54	97	35	101
LB 480-610766/1-D	Method Blank	97	96	48	82	33	100
LB 480-610905/1-F	Method Blank	108	106	54	101	37	121
LB 480-610936/1-F	Method Blank	106	104	57	103	40	114

Surrogate Legend

TBP = 2,4,6-Tribromophenol (Surr)
FBP = 2-Fluorobiphenyl (Surr)
2FP = 2-Fluorophenol (Surr)
NBZ = Nitrobenzene-d5 (Surr)
PHL = Phenol-d5 (Surr)
TPHd14 = p-Terphenyl-d14 (Surr)

Method: 8015D - Gasoline Range Organics (GRO) (GC)

Matrix: Solid **Prep Type: Total/NA**

		Percent Surrogate Recovery (Acceptance Limits)
Lab Sample ID	Client Sample ID	TFT2 (46-156)
480-193838-1	PF1	88
480-193838-2	PF2	91

Method: 8015D - Gasoline Range Organics (GRO) (GC) (Continued)

Matrix: Solid **Prep Type: Total/NA**

Lab Sample ID	Client Sample ID	TFT2 (46-156)
480-193838-3	PF3	93
480-193838-4	PF4	92
480-193838-5	PF5	88
480-193838-6	PF6	86
480-193838-7	PF7	87
480-193838-8	PF8	93
480-193838-9	PF9	91
480-193838-10	PF10	97
480-193838-11	PF11	91
480-193838-12	PF12	86
480-193838-13	PF13	82
480-193838-14	PF14	79
480-193838-15	PF15	84
480-193838-16	PF16	85
480-193838-17	PF17	83
480-193838-18	PF18	93
480-193838-18 MS	PF18	84
480-193838-18 MSD	PF18	84
480-193838-19	PF19	97
480-193838-20	PF20	91
480-193838-21	PF21	95
480-193838-22	PF22	97
480-193838-23	PF23	99
480-193838-24	PF24	93
480-193838-25	PF25	95
480-193838-26	PF26	101
480-193838-27	PF27	99
480-193838-28	PF28	98
480-193838-29	PF29	98
480-193838-30	PF30	95
480-193838-31	PF31	92
480-193838-32	PF32	99
480-193838-33	PF33	96
480-193838-34	PF34	96
480-193838-35	PF35	97
480-193838-36	PF36	100
LCS 480-610683/2-A	Lab Control Sample	98
LCS 480-610919/2-A	Lab Control Sample	96
MB 480-610683/1-A	Method Blank	107
MB 480-610919/1-A	Method Blank	103

Percent Surrogate Recovery (Acceptance Limits)

Surrogate Legend

TFT = a,a,a-Trifluorotoluene

Method: 8015D - Diesel Range Organics (DRO) (GC)

Matrix: Solid **Prep Type: Total/NA**

Lab Sample ID	Client Sample ID	OTPH (48-125)
480-193838-1	PF1	87

Percent Surrogate Recovery (Acceptance Limits)

Surrogate Summary

Client: Brydges Engineering in Environment & Energy DPC
Job ID: 480-193838-1
Project/Site: Pilgrim Village Family

Method: 8015D - Diesel Range Organics (DRO) (GC) (Continued)

Matrix: Solid **Prep Type: Total/NA**

		Percent Surrogate Recovery (Acceptance Limits)							
Lab Sample ID	Client Sample ID	OTPH (48-125)							
480-193838-2	PF2	83							
480-193838-3	PF3	78							
480-193838-4	PF4	79							
480-193838-5	PF5	80							
480-193838-6	PF6	81							
480-193838-7	PF7	84							
480-193838-8	PF8	83							
480-193838-9	PF9	83							
480-193838-10	PF10	81							
480-193838-11	PF11	85							
480-193838-12	PF12	87							
480-193838-13	PF13	71							
480-193838-14	PF14	79							
480-193838-15	PF15	88							
480-193838-15 MS	PF15	83							
480-193838-15 MSD	PF15	81							
480-193838-16	PF16	80							
480-193838-17	PF17	79							
480-193838-18	PF18	64							
480-193838-19	PF19	80							
480-193838-20	PF20	80							
480-193838-21	PF21	81							
480-193838-22	PF22	83							
480-193838-23	PF23	84							
480-193838-24	PF24	83							
480-193838-25	PF25	88							
480-193838-25 MS	PF25	86							
480-193838-25 MSD	PF25	66							
480-193838-26	PF26	68							
480-193838-27	PF27	69							
480-193838-28	PF28	63							
480-193838-29	PF29	63							
480-193838-30	PF30	88							
480-193838-31	PF31	81							
480-193838-32	PF32	83							
480-193838-33	PF33	81							
480-193838-34	PF34	86							
480-193838-35	PF35	77							
480-193838-36	PF36	78							
LCS 480-610609/2-A	Lab Control Sample	93							
LCS 480-610653/2-A	Lab Control Sample	84							
LCS 480-610684/2-A	Lab Control Sample	88							
MB 480-610609/1-A	Method Blank	84							
MB 480-610653/1-A	Method Blank	89							
MB 480-610684/1-A	Method Blank	65							

Surrogate Legend

OTPH = o-Terphenyl

Surrogate Summary

Client: Brydges Engineering in Environment & Energy DPC
Job ID: 480-193838-1
Project/Site: Pilgrim Village Family

Method: 8081B - Organochlorine Pesticides (GC)

Matrix: Solid **Prep Type: Total/NA**

		Percent Surrogate Recovery (Acceptance Limits)	
		DCBP2	TCX2
Lab Sample ID	Client Sample ID	(20-120)	(44-120)
LCS 480-610864/2-A	Lab Control Sample	75	88
LCS 480-611078/2-A	Lab Control Sample	57	84
LCSD 480-610864/3-A	Lab Control Sample Dup	77	94
LCSD 480-611078/3-A	Lab Control Sample Dup	61	82
MB 480-610864/1-A	Method Blank	80	91
MB 480-611078/1-A	Method Blank	62	90

Surrogate Legend

DCBP = DCB Decachlorobiphenyl

TCX = Tetrachloro-m-xylene

Method: 8081B - Organochlorine Pesticides (GC)

Matrix: Solid **Prep Type: Total/NA**

		Percent Surrogate Recovery (Acceptance Limits)	
		DCBP1	TCX1
Lab Sample ID	Client Sample ID	(20-120)	(44-120)
LCS 480-611409/2-A	Lab Control Sample	61	117
LCSD 480-611409/3-A	Lab Control Sample Dup	65	108
MB 480-611409/1-A	Method Blank	56	84

Surrogate Legend

DCBP = DCB Decachlorobiphenyl

TCX = Tetrachloro-m-xylene

Method: 8081B - Organochlorine Pesticides (GC)

Matrix: Solid **Prep Type: TCLP**

		Percent Surrogate Recovery (Acceptance Limits)	
		DCBP2	TCX2
Lab Sample ID	Client Sample ID	(20-120)	(44-120)
480-193838-1	PF1	77	89
480-193838-2	PF2	75	90
480-193838-3	PF3	68	77
480-193838-4	PF4	66	79
480-193838-5	PF5	89	107
480-193838-6	PF6	84	81
480-193838-7	PF7	75	86
480-193838-8	PF8	76	86
480-193838-9	PF9	91	83
480-193838-10	PF10	87	81
480-193838-11	PF11	79	80
480-193838-12	PF12	74	75
480-193838-13	PF13	87	83
480-193838-14	PF14	73	88
480-193838-15	PF15	88	90
480-193838-16	PF16	75	85
480-193838-17	PF17	78	86
480-193838-18	PF18	80	90
480-193838-19	PF19	83	86
480-193838-20	PF20	73	88
480-193838-21	PF21	85	84

Method: 8081B - Organochlorine Pesticides (GC) (Continued)

Matrix: Solid **Prep Type: TCLP**

Lab Sample ID	Client Sample ID	DCBP2 (20-120)	TCX2 (44-120)
480-193838-22	PF22	88	96
LB 480-610766/1-B	Method Blank	80	75
LB 480-610905/1-C	Method Blank	71	81

Percent Surrogate Recovery (Acceptance Limits)

Surrogate Legend

DCBP = DCB Decachlorobiphenyl

TCX = Tetrachloro-m-xylene

Method: 8081B - Organochlorine Pesticides (GC)

Matrix: Solid **Prep Type: TCLP**

Lab Sample ID	Client Sample ID	DCBP1 (20-120)	TCX1 (44-120)
480-193838-23	PF23	92	113
480-193838-24	PF24	91	120
480-193838-25	PF25	105	132 S1+
480-193838-26	PF26	86	136 S1+
480-193838-27	PF27	94	138 S1+
480-193838-28	PF28	90	114
480-193838-29	PF29	100	149 S1+
480-193838-30	PF30	99	110
480-193838-31	PF31	104	134 S1+
480-193838-32	PF32	115	170 S1+
480-193838-33	PF33	118	141 S1+
480-193838-34	PF34	112	126 S1+
480-193838-35	PF35	110	157 S1+
480-193838-36	PF36	113	147 S1+
LB 480-610936/1-E	Method Blank	84	125 S1+

Percent Surrogate Recovery (Acceptance Limits)

Surrogate Legend

DCBP = DCB Decachlorobiphenyl

TCX = Tetrachloro-m-xylene

Method: 8082A - Polychlorinated Biphenyls (PCBs) by Gas Chromatography

Matrix: Solid **Prep Type: Total/NA**

Lab Sample ID	Client Sample ID	DCBP2 (65-174)	TCX2 (60-154)
480-193838-1	PF1	160	139
480-193838-2	PF2	148	132
480-193838-3	PF3	138	123
480-193838-4	PF4	152	130
480-193838-5	PF5	158	133
480-193838-6	PF6	158	134
480-193838-7	PF7	153	133
480-193838-8	PF8	158	135
480-193838-9	PF9	151	132
480-193838-10	PF10	167	141
480-193838-11	PF11	159	138
LCS 480-610624/2-A	Lab Control Sample	173	153

Percent Surrogate Recovery (Acceptance Limits)

Surrogate Summary

Client: Brydges Engineering in Environment & Energy DPC
Job ID: 480-193838-1
Project/Site: Pilgrim Village Family

Method: 8082A - Polychlorinated Biphenyls (PCBs) by Gas Chromatography (Continued)

Matrix: Solid **Prep Type: Total/NA**

		Percent Surrogate Recovery (Acceptance Limits)	
Lab Sample ID	Client Sample ID	DCBP2 (65-174)	TCX2 (60-154)
MB 480-610624/1-A	Method Blank	163	143

Surrogate Legend

DCBP = DCB Decachlorobiphenyl

TCX = Tetrachloro-m-xylene

Method: 8082A - Polychlorinated Biphenyls (PCBs) by Gas Chromatography

Matrix: Solid **Prep Type: Total/NA**

		Percent Surrogate Recovery (Acceptance Limits)	
Lab Sample ID	Client Sample ID	DCBP1 (65-174)	TCX1 (60-154)
480-193838-12	PF12	126	117
480-193838-13	PF13	126	125
480-193838-14	PF14	132	125
480-193838-15	PF15	103	98
480-193838-15 MS	PF15	134	121
480-193838-15 MSD	PF15	151	135
480-193838-16	PF16	133	124
480-193838-17	PF17	138	130
480-193838-18	PF18	115	111
480-193838-19	PF19	109	107
480-193838-20	PF20	129	126
480-193838-21	PF21	129	126
480-193838-22	PF22	127	117
480-193838-23	PF23	137	128
480-193838-24	PF24	129	123
480-193838-25	PF25	138	130
480-193838-26	PF26	145	136
480-193838-27	PF27	139	131
480-193838-28	PF28	126	122
480-193838-29	PF29	141	130
480-193838-30	PF30	140	129
480-193838-31	PF31	145	137
480-193838-32	PF32	110	105
480-193838-33	PF33	110	100
480-193838-34	PF34	122	109
480-193838-35	PF35	113	102
480-193838-36	PF36	113	103
LCS 480-610615/2-A	Lab Control Sample	162	130
LCS 480-610681/2-A	Lab Control Sample	134	129
MB 480-610615/1-A	Method Blank	119	114
MB 480-610681/1-A	Method Blank	114	102

Surrogate Legend

DCBP = DCB Decachlorobiphenyl

TCX = Tetrachloro-m-xylene

Surrogate Summary

Client: Brydges Engineering in Environment & Energy DPC
Job ID: 480-193838-1
Project/Site: Pilgrim Village Family

Method: 8151 - TCLP Herbicides

Matrix: Solid **Prep Type: Total/NA**

Lab Sample ID	Client Sample ID	DCPAA1 (48-132)
LCS 480-610943/2-A	Lab Control Sample	74
LCS 480-611079/2-A	Lab Control Sample	77
LCS 480-611340/2-A	Lab Control Sample	82
LCSD 480-610943/3-A	Lab Control Sample Dup	158 S1+
LCSD 480-611079/3-A	Lab Control Sample Dup	69
LCSD 480-611340/3-A	Lab Control Sample Dup	77
MB 480-610943/1-A	Method Blank	83
MB 480-611079/1-A	Method Blank	74
MB 480-611340/1-A	Method Blank	81

Percent Surrogate Recovery (Acceptance Limits)

Surrogate Legend

DCPAA = 2,4-Dichlorophenylacetic acid

Method: 8151 - TCLP Herbicides

Matrix: Solid **Prep Type: TCLP**

Lab Sample ID	Client Sample ID	DCPAA1 (48-132)
480-193838-1	PF1	12 S1-
480-193838-2	PF2	14 S1-
480-193838-3	PF3	10 S1-
480-193838-4	PF4	13 S1-
480-193838-5	PF5	20 S1-
480-193838-6	PF6	12 S1-
480-193838-7	PF7	12 S1-
480-193838-8	PF8	10 S1-
480-193838-9	PF9	10 S1-
480-193838-10	PF10	6 S1-
480-193838-11	PF11	12 S1-
480-193838-12	PF12	15 S1-
480-193838-13	PF13	11 S1-
480-193838-14	PF14	7 S1-
480-193838-15	PF15	8 S1-
480-193838-16	PF16	5 S1-
480-193838-17	PF17	14 S1-
480-193838-18	PF18	14 S1-
480-193838-19	PF19	14 S1-
480-193838-20	PF20	5 S1-
480-193838-21	PF21	15 S1-
480-193838-22	PF22	8 S1-
480-193838-23	PF23	16 S1-
480-193838-24	PF24	9 S1-
480-193838-25	PF25	8 S1-
480-193838-26	PF26	11 S1-
480-193838-27	PF27	19 S1-
480-193838-28	PF28	6 S1-
480-193838-29	PF29	4 S1-
480-193838-30	PF30	16 S1-
480-193838-31	PF31	6 S1-
480-193838-32	PF32	11 S1-

Percent Surrogate Recovery (Acceptance Limits)

Surrogate Summary

Client: Brydges Engineering in Environment & Energy DPC
Job ID: 480-193838-1
Project/Site: Pilgrim Village Family

Method: 8151 - TCLP Herbicides (Continued)

Matrix: Solid **Prep Type: TCLP**

		Percent Surrogate Recovery (Acceptance Limits)							
Lab Sample ID	**Client Sample ID**	**DCPAA1 (48-132)**							
480-193838-33	PF33	12 S1-							
480-193838-34	PF34	10 S1-							
480-193838-35	PF35	13 S1-							
480-193838-36	PF36	19 S1-							
LB 480-610766/1-F	Method Blank	10 S1-							
LB 480-610905/1-D	Method Blank	14 S1-							
LB 480-610936/1-C	Method Blank	8 S1-							

Surrogate Legend

DCPAA = 2,4-Dichlorophenylacetic acid

Method: 8260C - TCLP Volatiles

Lab Sample ID: MB 480-610929/8
Matrix: Solid
Analysis Batch: 610929

Client Sample ID: Method Blank
Prep Type: Total/NA

Analyte	MB Result	MB Qualifier	RL	MDL	Unit	D	Prepared	Analyzed	Dil Fac
1,1-Dichloroethene	0.0010	U	0.0010	0.00029	mg/L			01/06/22 11:02	1
1,2-Dichloroethane	0.0010	U	0.0010	0.00021	mg/L			01/06/22 11:02	1
2-Butanone (MEK)	0.0050	U	0.0050	0.0013	mg/L			01/06/22 11:02	1
Benzene	0.0010	U	0.0010	0.00041	mg/L			01/06/22 11:02	1
Carbon tetrachloride	0.0010	U	0.0010	0.00027	mg/L			01/06/22 11:02	1
Chlorobenzene	0.0010	U	0.0010	0.00075	mg/L			01/06/22 11:02	1
Chloroform	0.0010	U	0.0010	0.00034	mg/L			01/06/22 11:02	1
Tetrachloroethene	0.0010	U	0.0010	0.00036	mg/L			01/06/22 11:02	1
Trichloroethene	0.0010	U	0.0010	0.00046	mg/L			01/06/22 11:02	1
Vinyl chloride	0.0010	U	0.0010	0.00090	mg/L			01/06/22 11:02	1

Surrogate	*MB %Recovery*	*MB Qualifier*	*Limits*	*Prepared*	*Analyzed*	*Dil Fac*
1,2-Dichloroethane-d4 (Surr)	*103*		*77 - 120*		*01/06/22 11:02*	*1*
4-Bromofluorobenzene (Surr)	*103*		*73 - 120*		*01/06/22 11:02*	*1*
Dibromofluoromethane (Surr)	*102*		*75 - 123*		*01/06/22 11:02*	*1*
Toluene-d8 (Surr)	*98*		*80 - 120*		*01/06/22 11:02*	*1*

Lab Sample ID: LCS 480-610929/6
Matrix: Solid
Analysis Batch: 610929

Client Sample ID: Lab Control Sample
Prep Type: Total/NA

Analyte	Spike Added	LCS Result	LCS Qualifier	Unit	D	%Rec	%Rec. Limits
1,1-Dichloroethene	0.0250	0.0266		mg/L		106	66 - 127
1,2-Dichloroethane	0.0250	0.0239		mg/L		95	75 - 120
2-Butanone (MEK)	0.125	0.116		mg/L		92	57 - 140
Benzene	0.0250	0.0249		mg/L		100	71 - 124
Carbon tetrachloride	0.0250	0.0277		mg/L		111	72 - 134
Chlorobenzene	0.0250	0.0249		mg/L		100	80 - 120
Chloroform	0.0250	0.0246		mg/L		98	73 - 127
Tetrachloroethene	0.0250	0.0267		mg/L		107	74 - 122
Trichloroethene	0.0250	0.0260		mg/L		104	74 - 123
Vinyl chloride	0.0250	0.0232		mg/L		93	65 - 133

Surrogate	*LCS %Recovery*	*LCS Qualifier*	*Limits*
1,2-Dichloroethane-d4 (Surr)	*99*		*77 - 120*
4-Bromofluorobenzene (Surr)	*101*		*73 - 120*
Dibromofluoromethane (Surr)	*100*		*75 - 123*
Toluene-d8 (Surr)	*101*		*80 - 120*

Lab Sample ID: MB 480-611172/8
Matrix: Solid
Analysis Batch: 611172

Client Sample ID: Method Blank
Prep Type: Total/NA

Analyte	MB Result	MB Qualifier	RL	MDL	Unit	D	Prepared	Analyzed	Dil Fac
1,1-Dichloroethene	0.0010	U	0.0010	0.00029	mg/L			01/10/22 11:33	1
1,2-Dichloroethane	0.0010	U	0.0010	0.00021	mg/L			01/10/22 11:33	1
2-Butanone (MEK)	0.0050	U	0.0050	0.0013	mg/L			01/10/22 11:33	1
Benzene	0.0010	U	0.0010	0.00041	mg/L			01/10/22 11:33	1

Method: 8260C - TCLP Volatiles (Continued)

Lab Sample ID: MB 480-611172/8
Matrix: Solid
Analysis Batch: 611172

Client Sample ID: Method Blank
Prep Type: Total/NA

Analyte	MB Result	MB Qualifier	RL	MDL	Unit	D	Prepared	Analyzed	Dil Fac
Carbon tetrachloride	0.0010	U	0.0010	0.00027	mg/L			01/10/22 11:33	1
Chlorobenzene	0.0010	U	0.0010	0.00075	mg/L			01/10/22 11:33	1
Chloroform	0.0010	U	0.0010	0.00034	mg/L			01/10/22 11:33	1
Tetrachloroethene	0.0010	U	0.0010	0.00036	mg/L			01/10/22 11:33	1
Trichloroethene	0.0010	U	0.0010	0.00046	mg/L			01/10/22 11:33	1
Vinyl chloride	0.0010	U	0.0010	0.00090	mg/L			01/10/22 11:33	1

Surrogate	*MB %Recovery*	*MB Qualifier*	*Limits*	*Prepared*	*Analyzed*	*Dil Fac*
1,2-Dichloroethane-d4 (Surr)	*101*		*77 - 120*		*01/10/22 11:33*	*1*
4-Bromofluorobenzene (Surr)	*99*		*73 - 120*		*01/10/22 11:33*	*1*
Dibromofluoromethane (Surr)	*104*		*75 - 123*		*01/10/22 11:33*	*1*
Toluene-d8 (Surr)	*98*		*80 - 120*		*01/10/22 11:33*	*1*

Lab Sample ID: LCS 480-611172/6
Matrix: Solid
Analysis Batch: 611172

Client Sample ID: Lab Control Sample
Prep Type: Total/NA

Analyte	Spike Added	LCS Result	LCS Qualifier	Unit	D	%Rec	%Rec. Limits
1,1-Dichloroethene	0.0250	0.0244		mg/L		98	66 - 127
1,2-Dichloroethane	0.0250	0.0221		mg/L		88	75 - 120
2-Butanone (MEK)	0.125	0.103		mg/L		83	57 - 140
Benzene	0.0250	0.0229		mg/L		92	71 - 124
Carbon tetrachloride	0.0250	0.0248		mg/L		99	72 - 134
Chlorobenzene	0.0250	0.0227		mg/L		91	80 - 120
Chloroform	0.0250	0.0223		mg/L		89	73 - 127
Tetrachloroethene	0.0250	0.0240		mg/L		96	74 - 122
Trichloroethene	0.0250	0.0239		mg/L		96	74 - 123
Vinyl chloride	0.0250	0.0226		mg/L		91	65 - 133

Surrogate	*LCS %Recovery*	*LCS Qualifier*	*Limits*
1,2-Dichloroethane-d4 (Surr)	*101*		*77 - 120*
4-Bromofluorobenzene (Surr)	*104*		*73 - 120*
Dibromofluoromethane (Surr)	*105*		*75 - 123*
Toluene-d8 (Surr)	*101*		*80 - 120*

Lab Sample ID: MB 480-611306/7
Matrix: Solid
Analysis Batch: 611306

Client Sample ID: Method Blank
Prep Type: Total/NA

Analyte	MB Result	MB Qualifier	RL	MDL	Unit	D	Prepared	Analyzed	Dil Fac
1,1-Dichloroethene	0.0010	U	0.0010	0.00029	mg/L			01/11/22 10:45	1
1,2-Dichloroethane	0.0010	U	0.0010	0.00021	mg/L			01/11/22 10:45	1
2-Butanone (MEK)	0.0050	U	0.0050	0.0013	mg/L			01/11/22 10:45	1
Benzene	0.0010	U	0.0010	0.00041	mg/L			01/11/22 10:45	1
Carbon tetrachloride	0.0010	U	0.0010	0.00027	mg/L			01/11/22 10:45	1
Chlorobenzene	0.0010	U	0.0010	0.00075	mg/L			01/11/22 10:45	1
Chloroform	0.0010	U	0.0010	0.00034	mg/L			01/11/22 10:45	1
Tetrachloroethene	0.0010	U	0.0010	0.00036	mg/L			01/11/22 10:45	1

Method: 8260C - TCLP Volatiles (Continued)

Lab Sample ID: MB 480-611306/7
Matrix: Solid
Analysis Batch: 611306

Client Sample ID: Method Blank
Prep Type: Total/NA

Analyte	MB Result	MB Qualifier	RL	MDL	Unit	D	Prepared	Analyzed	Dil Fac
Trichloroethene	0.0010	U	0.0010	0.00046	mg/L			01/11/22 10:45	1
Vinyl chloride	0.0010	U	0.0010	0.00090	mg/L			01/11/22 10:45	1

Surrogate	*MB %Recovery*	*MB Qualifier*	*Limits*	*Prepared*	*Analyzed*	*Dil Fac*
1,2-Dichloroethane-d4 (Surr)	*105*		*77 - 120*		*01/11/22 10:45*	*1*
4-Bromofluorobenzene (Surr)	*107*		*73 - 120*		*01/11/22 10:45*	*1*
Dibromofluoromethane (Surr)	*108*		*75 - 123*		*01/11/22 10:45*	*1*
Toluene-d8 (Surr)	*102*		*80 - 120*		*01/11/22 10:45*	*1*

Lab Sample ID: LCS 480-611306/5
Matrix: Solid
Analysis Batch: 611306

Client Sample ID: Lab Control Sample
Prep Type: Total/NA

Analyte	Spike Added	LCS Result	LCS Qualifier	Unit	D	%Rec	%Rec. Limits
1,1-Dichloroethene	0.0250	0.0248		mg/L		99	66 - 127
1,2-Dichloroethane	0.0250	0.0246		mg/L		98	75 - 120
2-Butanone (MEK)	0.125	0.119		mg/L		95	57 - 140
Benzene	0.0250	0.0247		mg/L		99	71 - 124
Carbon tetrachloride	0.0250	0.0281		mg/L		112	72 - 134
Chlorobenzene	0.0250	0.0247		mg/L		99	80 - 120
Chloroform	0.0250	0.0248		mg/L		99	73 - 127
Tetrachloroethene	0.0250	0.0247		mg/L		99	74 - 122
Trichloroethene	0.0250	0.0252		mg/L		101	74 - 123
Vinyl chloride	0.0250	0.0258		mg/L		103	65 - 133

Surrogate	*LCS %Recovery*	*LCS Qualifier*	*Limits*
1,2-Dichloroethane-d4 (Surr)	*102*		*77 - 120*
4-Bromofluorobenzene (Surr)	*108*		*73 - 120*
Dibromofluoromethane (Surr)	*107*		*75 - 123*
Toluene-d8 (Surr)	*98*		*80 - 120*

Lab Sample ID: MB 480-611328/7
Matrix: Solid
Analysis Batch: 611328

Client Sample ID: Method Blank
Prep Type: Total/NA

Analyte	MB Result	MB Qualifier	RL	MDL	Unit	D	Prepared	Analyzed	Dil Fac
1,1-Dichloroethene	0.0010	U	0.0010	0.00029	mg/L			01/11/22 12:47	1
1,2-Dichloroethane	0.0010	U	0.0010	0.00021	mg/L			01/11/22 12:47	1
2-Butanone (MEK)	0.0050	U	0.0050	0.0013	mg/L			01/11/22 12:47	1
Benzene	0.0010	U	0.0010	0.00041	mg/L			01/11/22 12:47	1
Carbon tetrachloride	0.0010	U	0.0010	0.00027	mg/L			01/11/22 12:47	1
Chlorobenzene	0.0010	U	0.0010	0.00075	mg/L			01/11/22 12:47	1
Chloroform	0.0010	U	0.0010	0.00034	mg/L			01/11/22 12:47	1
Tetrachloroethene	0.0010	U	0.0010	0.00036	mg/L			01/11/22 12:47	1
Trichloroethene	0.0010	U	0.0010	0.00046	mg/L			01/11/22 12:47	1
Vinyl chloride	0.0010	U	0.0010	0.00090	mg/L			01/11/22 12:47	1

Method: 8260C - TCLP Volatiles (Continued)

Lab Sample ID: MB 480-611328/7
Matrix: Solid
Analysis Batch: 611328

Client Sample ID: Method Blank
Prep Type: Total/NA

Surrogate	MB %Recovery	MB Qualifier	Limits	Prepared	Analyzed	Dil Fac
1,2-Dichloroethane-d4 (Surr)	106		77 - 120		01/11/22 12:47	1
4-Bromofluorobenzene (Surr)	101		73 - 120		01/11/22 12:47	1
Dibromofluoromethane (Surr)	100		75 - 123		01/11/22 12:47	1
Toluene-d8 (Surr)	99		80 - 120		01/11/22 12:47	1

Lab Sample ID: LCS 480-611328/5
Matrix: Solid
Analysis Batch: 611328

Client Sample ID: Lab Control Sample
Prep Type: Total/NA

Analyte	Spike Added	LCS Result	LCS Qualifier	Unit	D	%Rec	%Rec. Limits
1,1-Dichloroethene	0.0250	0.0176		mg/L		70	66 - 127
1,2-Dichloroethane	0.0250	0.0254		mg/L		102	75 - 120
2-Butanone (MEK)	0.125	0.115		mg/L		92	57 - 140
Benzene	0.0250	0.0257		mg/L		103	71 - 124
Carbon tetrachloride	0.0250	0.0266		mg/L		107	72 - 134
Chlorobenzene	0.0250	0.0259		mg/L		104	80 - 120
Chloroform	0.0250	0.0256		mg/L		102	73 - 127
Tetrachloroethene	0.0250	0.0273		mg/L		109	74 - 122
Trichloroethene	0.0250	0.0268		mg/L		107	74 - 123
Vinyl chloride	0.0250	0.0272		mg/L		109	65 - 133

Surrogate	LCS %Recovery	LCS Qualifier	Limits
1,2-Dichloroethane-d4 (Surr)	100		77 - 120
4-Bromofluorobenzene (Surr)	99		73 - 120
Dibromofluoromethane (Surr)	99		75 - 123
Toluene-d8 (Surr)	98		80 - 120

Lab Sample ID: LB 480-610787/1-A
Matrix: Solid
Analysis Batch: 610929

Client Sample ID: Method Blank
Prep Type: TCLP

Analyte	LB Result	LB Qualifier	RL	MDL	Unit	D	Prepared	Analyzed	Dil Fac
1,1-Dichloroethene	0.010	U	0.010	0.0029	mg/L			01/06/22 12:12	10
1,2-Dichloroethane	0.010	U	0.010	0.0021	mg/L			01/06/22 12:12	10
2-Butanone (MEK)	0.050	U	0.050	0.013	mg/L			01/06/22 12:12	10
Benzene	0.010	U	0.010	0.0041	mg/L			01/06/22 12:12	10
Carbon tetrachloride	0.010	U	0.010	0.0027	mg/L			01/06/22 12:12	10
Chlorobenzene	0.010	U	0.010	0.0075	mg/L			01/06/22 12:12	10
Chloroform	0.010	U	0.010	0.0034	mg/L			01/06/22 12:12	10
Tetrachloroethene	0.010	U	0.010	0.0036	mg/L			01/06/22 12:12	10
Trichloroethene	0.010	U	0.010	0.0046	mg/L			01/06/22 12:12	10
Vinyl chloride	0.010	U	0.010	0.0090	mg/L			01/06/22 12:12	10

Surrogate	LB %Recovery	LB Qualifier	Limits	Prepared	Analyzed	Dil Fac
1,2-Dichloroethane-d4 (Surr)	102		77 - 120		01/06/22 12:12	10
4-Bromofluorobenzene (Surr)	100		73 - 120		01/06/22 12:12	10
Dibromofluoromethane (Surr)	99		75 - 123		01/06/22 12:12	10
Toluene-d8 (Surr)	102		80 - 120		01/06/22 12:12	10

Method: 8260C - TCLP Volatiles

Lab Sample ID: LB 480-610945/1-A
Matrix: Solid
Analysis Batch: 611172

Client Sample ID: Method Blank
Prep Type: TCLP

Analyte	LB Result	LB Qualifier	RL	MDL	Unit	D	Prepared	Analyzed	Dil Fac
1,1-Dichloroethene	0.010	U	0.010	0.0029	mg/L			01/10/22 11:55	10
1,2-Dichloroethane	0.010	U	0.010	0.0021	mg/L			01/10/22 11:55	10
2-Butanone (MEK)	0.050	U	0.050	0.013	mg/L			01/10/22 11:55	10
Benzene	0.010	U	0.010	0.0041	mg/L			01/10/22 11:55	10
Carbon tetrachloride	0.010	U	0.010	0.0027	mg/L			01/10/22 11:55	10
Chlorobenzene	0.010	U	0.010	0.0075	mg/L			01/10/22 11:55	10
Chloroform	0.010	U	0.010	0.0034	mg/L			01/10/22 11:55	10
Tetrachloroethene	0.010	U	0.010	0.0036	mg/L			01/10/22 11:55	10
Trichloroethene	0.010	U	0.010	0.0046	mg/L			01/10/22 11:55	10
Vinyl chloride	0.010	U	0.010	0.0090	mg/L			01/10/22 11:55	10

Surrogate	*LB %Recovery*	*LB Qualifier*	*Limits*	*Prepared*	*Analyzed*	*Dil Fac*
1,2-Dichloroethane-d4 (Surr)	*105*		*77 - 120*		*01/10/22 11:55*	*10*
4-Bromofluorobenzene (Surr)	*104*		*73 - 120*		*01/10/22 11:55*	*10*
Dibromofluoromethane (Surr)	*108*		*75 - 123*		*01/10/22 11:55*	*10*
Toluene-d8 (Surr)	*101*		*80 - 120*		*01/10/22 11:55*	*10*

Lab Sample ID: LB 480-611186/1-A
Matrix: Solid
Analysis Batch: 611328

Client Sample ID: Method Blank
Prep Type: TCLP

Analyte	LB Result	LB Qualifier	RL	MDL	Unit	D	Prepared	Analyzed	Dil Fac
1,1-Dichloroethene	0.010	U	0.010	0.0029	mg/L			01/11/22 15:00	10
1,2-Dichloroethane	0.010	U	0.010	0.0021	mg/L			01/11/22 15:00	10
2-Butanone (MEK)	0.050	U	0.050	0.013	mg/L			01/11/22 15:00	10
Benzene	0.010	U	0.010	0.0041	mg/L			01/11/22 15:00	10
Carbon tetrachloride	0.010	U	0.010	0.0027	mg/L			01/11/22 15:00	10
Chlorobenzene	0.010	U	0.010	0.0075	mg/L			01/11/22 15:00	10
Chloroform	0.010	U	0.010	0.0034	mg/L			01/11/22 15:00	10
Tetrachloroethene	0.010	U	0.010	0.0036	mg/L			01/11/22 15:00	10
Trichloroethene	0.010	U	0.010	0.0046	mg/L			01/11/22 15:00	10
Vinyl chloride	0.010	U	0.010	0.0090	mg/L			01/11/22 15:00	10

Surrogate	*LB %Recovery*	*LB Qualifier*	*Limits*	*Prepared*	*Analyzed*	*Dil Fac*
1,2-Dichloroethane-d4 (Surr)	*103*		*77 - 120*		*01/11/22 15:00*	*10*
4-Bromofluorobenzene (Surr)	*103*		*73 - 120*		*01/11/22 15:00*	*10*
Dibromofluoromethane (Surr)	*104*		*75 - 123*		*01/11/22 15:00*	*10*
Toluene-d8 (Surr)	*99*		*80 - 120*		*01/11/22 15:00*	*10*

Method: 8270D - Semivolatile Organic Compounds (GC/MS)

Lab Sample ID: MB 480-610890/1-A
Matrix: Solid
Analysis Batch: 610941

Client Sample ID: Method Blank
Prep Type: Total/NA
Prep Batch: 610890

Analyte	MB Result	MB Qualifier	RL	MDL	Unit	D	Prepared	Analyzed	Dil Fac
1,4-Dichlorobenzene	0.010	U	0.010	0.00045	mg/L		01/05/22 14:39	01/06/22 12:59	1
2,4,5-Trichlorophenol	0.0050	U	0.0050	0.00048	mg/L		01/05/22 14:39	01/06/22 12:59	1

Method: 8270D - Semivolatile Organic Compounds (GC/MS) (Continued)

Lab Sample ID: MB 480-610890/1-A
Matrix: Solid
Analysis Batch: 610941

Client Sample ID: Method Blank
Prep Type: Total/NA
Prep Batch: 610890

Analyte	MB Result	MB Qualifier	RL	MDL	Unit	D	Prepared	Analyzed	Dil Fac
2,4,6-Trichlorophenol	0.0050	U	0.0050	0.00060	mg/L		01/05/22 14:39	01/06/22 12:59	1
2,4-Dinitrotoluene	0.0050	U	0.0050	0.00043	mg/L		01/05/22 14:39	01/06/22 12:59	1
2-Methylphenol	0.0050	U	0.0050	0.00040	mg/L		01/05/22 14:39	01/06/22 12:59	1
3-Methylphenol	0.010	U	0.010	0.00040	mg/L		01/05/22 14:39	01/06/22 12:59	1
4-Methylphenol	0.010	U	0.010	0.00035	mg/L		01/05/22 14:39	01/06/22 12:59	1
Hexachlorobenzene	0.0050	U	0.0050	0.00050	mg/L		01/05/22 14:39	01/06/22 12:59	1
Hexachlorobutadiene	0.0050	U	0.0050	0.00068	mg/L		01/05/22 14:39	01/06/22 12:59	1
Hexachloroethane	0.0050	U	0.0050	0.00058	mg/L		01/05/22 14:39	01/06/22 12:59	1
Nitrobenzene	0.0050	U	0.0050	0.00028	mg/L		01/05/22 14:39	01/06/22 12:59	1
Pentachlorophenol	0.010	U	0.010	0.0022	mg/L		01/05/22 14:39	01/06/22 12:59	1
Pyridine	0.025	U	0.025	0.00040	mg/L		01/05/22 14:39	01/06/22 12:59	1

Surrogate	*MB %Recovery*	*MB Qualifier*	*Limits*	*Prepared*	*Analyzed*	*Dil Fac*
2,4,6-Tribromophenol (Surr)	*87*		*41 - 120*	*01/05/22 14:39*	*01/06/22 12:59*	*1*
2-Fluorobiphenyl (Surr)	*81*		*48 - 120*	*01/05/22 14:39*	*01/06/22 12:59*	*1*
2-Fluorophenol (Surr)	*38*		*35 - 120*	*01/05/22 14:39*	*01/06/22 12:59*	*1*
Nitrobenzene-d5 (Surr)	*69*		*46 - 120*	*01/05/22 14:39*	*01/06/22 12:59*	*1*
Phenol-d5 (Surr)	*26*		*22 - 120*	*01/05/22 14:39*	*01/06/22 12:59*	*1*
p-Terphenyl-d14 (Surr)	*104*		*60 - 148*	*01/05/22 14:39*	*01/06/22 12:59*	*1*

Lab Sample ID: LCS 480-610890/2-A
Matrix: Solid
Analysis Batch: 610941

Client Sample ID: Lab Control Sample
Prep Type: Total/NA
Prep Batch: 610890

Analyte	Spike Added	LCS Result	LCS Qualifier	Unit	D	%Rec	%Rec. Limits
1,4-Dichlorobenzene	0.0500	0.0398		mg/L		80	51 - 120
2,4,5-Trichlorophenol	0.0500	0.0497		mg/L		99	65 - 126
2,4,6-Trichlorophenol	0.0500	0.0506		mg/L		101	64 - 120
2,4-Dinitrotoluene	0.0500	0.0545		mg/L		109	69 - 120
2-Methylphenol	0.0500	0.0392		mg/L		78	39 - 120
3-Methylphenol	0.0500	0.0372		mg/L		74	39 - 120
4-Methylphenol	0.0500	0.0372		mg/L		74	29 - 131
Hexachlorobenzene	0.0500	0.0522		mg/L		104	61 - 120
Hexachlorobutadiene	0.0500	0.0446		mg/L		89	35 - 120
Hexachloroethane	0.0500	0.0366		mg/L		73	43 - 120
Nitrobenzene	0.0500	0.0417		mg/L		83	53 - 123
Pentachlorophenol	0.100	0.107		mg/L		107	29 - 136
Pyridine	0.100	0.0316		mg/L		32	10 - 120

Surrogate	*LCS %Recovery*	*LCS Qualifier*	*Limits*
2,4,6-Tribromophenol (Surr)	*108*		*41 - 120*
2-Fluorobiphenyl (Surr)	*95*		*48 - 120*
2-Fluorophenol (Surr)	*44*		*35 - 120*
Nitrobenzene-d5 (Surr)	*82*		*46 - 120*
Phenol-d5 (Surr)	*33*		*22 - 120*
p-Terphenyl-d14 (Surr)	*105*		*60 - 148*

Method: 8270D - Semivolatile Organic Compounds (GC/MS) (Continued)

Lab Sample ID: LCSD 480-610890/3-A
Matrix: Solid
Analysis Batch: 610941

Client Sample ID: Lab Control Sample Dup
Prep Type: Total/NA
Prep Batch: 610890

Analyte	Spike Added	LCSD Result	LCSD Qualifier	Unit	D	%Rec	%Rec. Limits	RPD	RPD Limit
1,4-Dichlorobenzene	0.0500	0.0333		mg/L		67	51 - 120	18	36
2,4,5-Trichlorophenol	0.0500	0.0488		mg/L		98	65 - 126	2	18
2,4,6-Trichlorophenol	0.0500	0.0464		mg/L		93	64 - 120	9	19
2,4-Dinitrotoluene	0.0500	0.0545		mg/L		109	69 - 120	0	20
2-Methylphenol	0.0500	0.0330		mg/L		66	39 - 120	17	27
3-Methylphenol	0.0500	0.0312		mg/L		62	39 - 120	18	30
4-Methylphenol	0.0500	0.0312		mg/L		62	29 - 131	18	24
Hexachlorobenzene	0.0500	0.0509		mg/L		102	61 - 120	3	15
Hexachlorobutadiene	0.0500	0.0373		mg/L		75	35 - 120	18	44
Hexachloroethane	0.0500	0.0318		mg/L		64	43 - 120	14	46
Nitrobenzene	0.0500	0.0357		mg/L		71	53 - 123	16	24
Pentachlorophenol	0.100	0.111		mg/L		111	29 - 136	3	37
Pyridine	0.100	0.0404		mg/L		40	10 - 120	24	49

Surrogate	*LCSD %Recovery*	*LCSD Qualifier*	*Limits*
2,4,6-Tribromophenol (Surr)	*109*		*41 - 120*
2-Fluorobiphenyl (Surr)	*84*		*48 - 120*
2-Fluorophenol (Surr)	*38*		*35 - 120*
Nitrobenzene-d5 (Surr)	*70*		*46 - 120*
Phenol-d5 (Surr)	*28*		*22 - 120*
p-Terphenyl-d14 (Surr)	*102*		*60 - 148*

Lab Sample ID: MB 480-611108/1-A
Matrix: Solid
Analysis Batch: 611227

Client Sample ID: Method Blank
Prep Type: Total/NA
Prep Batch: 611108

Analyte	MB Result	MB Qualifier	RL	MDL	Unit	D	Prepared	Analyzed	Dil Fac
1,4-Dichlorobenzene	0.010	U	0.010	0.00045	mg/L		01/07/22 14:55	01/10/22 14:07	1
2,4,5-Trichlorophenol	0.0050	U	0.0050	0.00048	mg/L		01/07/22 14:55	01/10/22 14:07	1
2,4,6-Trichlorophenol	0.0050	U	0.0050	0.00060	mg/L		01/07/22 14:55	01/10/22 14:07	1
2,4-Dinitrotoluene	0.0050	U	0.0050	0.00043	mg/L		01/07/22 14:55	01/10/22 14:07	1
2-Methylphenol	0.0050	U	0.0050	0.00040	mg/L		01/07/22 14:55	01/10/22 14:07	1
3-Methylphenol	0.010	U	0.010	0.00040	mg/L		01/07/22 14:55	01/10/22 14:07	1
4-Methylphenol	0.010	U	0.010	0.00035	mg/L		01/07/22 14:55	01/10/22 14:07	1
Hexachlorobenzene	0.0050	U	0.0050	0.00050	mg/L		01/07/22 14:55	01/10/22 14:07	1
Hexachlorobutadiene	0.0050	U	0.0050	0.00068	mg/L		01/07/22 14:55	01/10/22 14:07	1
Hexachloroethane	0.0050	U	0.0050	0.00058	mg/L		01/07/22 14:55	01/10/22 14:07	1
Nitrobenzene	0.0050	U	0.0050	0.00028	mg/L		01/07/22 14:55	01/10/22 14:07	1
Pentachlorophenol	0.010	U	0.010	0.0022	mg/L		01/07/22 14:55	01/10/22 14:07	1
Pyridine	0.025	U	0.025	0.00040	mg/L		01/07/22 14:55	01/10/22 14:07	1

Surrogate	*MB %Recovery*	*MB Qualifier*	*Limits*	*Prepared*	*Analyzed*	*Dil Fac*
2,4,6-Tribromophenol (Surr)	*72*		*41 - 120*	*01/07/22 14:55*	*01/10/22 14:07*	*1*
2-Fluorobiphenyl (Surr)	*81*		*48 - 120*	*01/07/22 14:55*	*01/10/22 14:07*	*1*
2-Fluorophenol (Surr)	*40*		*35 - 120*	*01/07/22 14:55*	*01/10/22 14:07*	*1*
Nitrobenzene-d5 (Surr)	*75*		*46 - 120*	*01/07/22 14:55*	*01/10/22 14:07*	*1*
Phenol-d5 (Surr)	*28*		*22 - 120*	*01/07/22 14:55*	*01/10/22 14:07*	*1*
p-Terphenyl-d14 (Surr)	*105*		*60 - 148*	*01/07/22 14:55*	*01/10/22 14:07*	*1*

Method: 8270D - Semivolatile Organic Compounds (GC/MS)

Lab Sample ID: LCS 480-611108/2-A
Matrix: Solid
Analysis Batch: 611227

Client Sample ID: Lab Control Sample
Prep Type: Total/NA
Prep Batch: 611108

Analyte	Spike Added	LCS Result	LCS Qualifier	Unit	D	%Rec	%Rec. Limits
1,4-Dichlorobenzene	0.0500	0.0378		mg/L		76	51 - 120
2,4,5-Trichlorophenol	0.0500	0.0514		mg/L		103	65 - 126
2,4,6-Trichlorophenol	0.0500	0.0494		mg/L		99	64 - 120
2,4-Dinitrotoluene	0.0500	0.0551		mg/L		110	69 - 120
2-Methylphenol	0.0500	0.0387		mg/L		77	39 - 120
3-Methylphenol	0.0500	0.0360		mg/L		72	39 - 120
4-Methylphenol	0.0500	0.0360		mg/L		72	29 - 131
Hexachlorobenzene	0.0500	0.0516		mg/L		103	61 - 120
Hexachlorobutadiene	0.0500	0.0430		mg/L		86	35 - 120
Hexachloroethane	0.0500	0.0391		mg/L		78	43 - 120
Nitrobenzene	0.0500	0.0464		mg/L		93	53 - 123
Pentachlorophenol	0.100	0.119		mg/L		119	29 - 136
Pyridine	0.100	0.0297		mg/L		30	10 - 120

Surrogate	*LCS %Recovery*	*LCS Qualifier*	*Limits*
2,4,6-Tribromophenol (Surr)	*108*		*41 - 120*
2-Fluorobiphenyl (Surr)	*97*		*48 - 120*
2-Fluorophenol (Surr)	*50*		*35 - 120*
Nitrobenzene-d5 (Surr)	*90*		*46 - 120*
Phenol-d5 (Surr)	*35*		*22 - 120*
p-Terphenyl-d14 (Surr)	*108*		*60 - 148*

Lab Sample ID: LCSD 480-611108/3-A
Matrix: Solid
Analysis Batch: 611227

Client Sample ID: Lab Control Sample Dup
Prep Type: Total/NA
Prep Batch: 611108

Analyte	Spike Added	LCSD Result	LCSD Qualifier	Unit	D	%Rec	%Rec. Limits	RPD	RPD Limit
1,4-Dichlorobenzene	0.0500	0.0364		mg/L		73	51 - 120	4	36
2,4,5-Trichlorophenol	0.0500	0.0480		mg/L		96	65 - 126	7	18
2,4,6-Trichlorophenol	0.0500	0.0484		mg/L		97	64 - 120	2	19
2,4-Dinitrotoluene	0.0500	0.0536		mg/L		107	69 - 120	3	20
2-Methylphenol	0.0500	0.0367		mg/L		73	39 - 120	5	27
3-Methylphenol	0.0500	0.0337		mg/L		67	39 - 120	7	30
4-Methylphenol	0.0500	0.0337		mg/L		67	29 - 131	7	24
Hexachlorobenzene	0.0500	0.0499		mg/L		100	61 - 120	3	15
Hexachlorobutadiene	0.0500	0.0407		mg/L		81	35 - 120	5	44
Hexachloroethane	0.0500	0.0367		mg/L		73	43 - 120	6	46
Nitrobenzene	0.0500	0.0436		mg/L		87	53 - 123	6	24
Pentachlorophenol	0.100	0.118		mg/L		118	29 - 136	1	37
Pyridine	0.100	0.0309		mg/L		31	10 - 120	4	49

Surrogate	*LCSD %Recovery*	*LCSD Qualifier*	*Limits*
2,4,6-Tribromophenol (Surr)	*107*		*41 - 120*
2-Fluorobiphenyl (Surr)	*93*		*48 - 120*
2-Fluorophenol (Surr)	*46*		*35 - 120*
Nitrobenzene-d5 (Surr)	*87*		*46 - 120*
Phenol-d5 (Surr)	*33*		*22 - 120*
p-Terphenyl-d14 (Surr)	*102*		*60 - 148*

Method: 8270D - Semivolatile Organic Compounds (GC/MS)

Lab Sample ID: MB 480-611461/1-A
Matrix: Solid
Analysis Batch: 611536

Client Sample ID: Method Blank
Prep Type: Total/NA
Prep Batch: 611461

Analyte	MB Result	MB Qualifier	RL	MDL	Unit	D	Prepared	Analyzed	Dil Fac
1,4-Dichlorobenzene	0.010	U	0.010	0.00045	mg/L		01/12/22 09:09	01/12/22 16:49	1
2,4,5-Trichlorophenol	0.0050	U	0.0050	0.00048	mg/L		01/12/22 09:09	01/12/22 16:49	1
2,4,6-Trichlorophenol	0.0050	U	0.0050	0.00060	mg/L		01/12/22 09:09	01/12/22 16:49	1
2,4-Dinitrotoluene	0.0050	U	0.0050	0.00043	mg/L		01/12/22 09:09	01/12/22 16:49	1
2-Methylphenol	0.0050	U	0.0050	0.00040	mg/L		01/12/22 09:09	01/12/22 16:49	1
3-Methylphenol	0.010	U	0.010	0.00040	mg/L		01/12/22 09:09	01/12/22 16:49	1
4-Methylphenol	0.010	U	0.010	0.00035	mg/L		01/12/22 09:09	01/12/22 16:49	1
Hexachlorobenzene	0.0050	U	0.0050	0.00050	mg/L		01/12/22 09:09	01/12/22 16:49	1
Hexachlorobutadiene	0.0050	U	0.0050	0.00068	mg/L		01/12/22 09:09	01/12/22 16:49	1
Hexachloroethane	0.0050	U	0.0050	0.00058	mg/L		01/12/22 09:09	01/12/22 16:49	1
Nitrobenzene	0.0050	U	0.0050	0.00028	mg/L		01/12/22 09:09	01/12/22 16:49	1
Pentachlorophenol	0.010	U	0.010	0.0022	mg/L		01/12/22 09:09	01/12/22 16:49	1
Pyridine	0.025	U	0.025	0.00040	mg/L		01/12/22 09:09	01/12/22 16:49	1

Surrogate	*MB %Recovery*	*MB Qualifier*	*Limits*	*Prepared*	*Analyzed*	*Dil Fac*
2,4,6-Tribromophenol (Surr)	*91*		*41 - 120*	*01/12/22 09:09*	*01/12/22 16:49*	*1*
2-Fluorobiphenyl (Surr)	*103*		*48 - 120*	*01/12/22 09:09*	*01/12/22 16:49*	*1*
2-Fluorophenol (Surr)	*53*		*35 - 120*	*01/12/22 09:09*	*01/12/22 16:49*	*1*
Nitrobenzene-d5 (Surr)	*99*		*46 - 120*	*01/12/22 09:09*	*01/12/22 16:49*	*1*
Phenol-d5 (Surr)	*38*		*22 - 120*	*01/12/22 09:09*	*01/12/22 16:49*	*1*
p-Terphenyl-d14 (Surr)	*127*		*60 - 148*	*01/12/22 09:09*	*01/12/22 16:49*	*1*

Lab Sample ID: LCS 480-611461/2-A
Matrix: Solid
Analysis Batch: 611536

Client Sample ID: Lab Control Sample
Prep Type: Total/NA
Prep Batch: 611461

Analyte	Spike Added	LCS Result	LCS Qualifier	Unit	D	%Rec	%Rec. Limits
1,4-Dichlorobenzene	0.0500	0.0392		mg/L		78	51 - 120
2,4,5-Trichlorophenol	0.0500	0.0503		mg/L		101	65 - 126
2,4,6-Trichlorophenol	0.0500	0.0515		mg/L		103	64 - 120
2,4-Dinitrotoluene	0.0500	0.0561		mg/L		112	69 - 120
2-Methylphenol	0.0500	0.0416		mg/L		83	39 - 120
3-Methylphenol	0.0500	0.0396		mg/L		79	39 - 120
4-Methylphenol	0.0500	0.0396		mg/L		79	29 - 131
Hexachlorobenzene	0.0500	0.0511		mg/L		102	61 - 120
Hexachlorobutadiene	0.0500	0.0391		mg/L		78	35 - 120
Hexachloroethane	0.0500	0.0379		mg/L		76	43 - 120
Nitrobenzene	0.0500	0.0466		mg/L		93	53 - 123
Pentachlorophenol	0.100	0.119		mg/L		119	29 - 136
Pyridine	0.100	0.0458		mg/L		46	10 - 120

Surrogate	*LCS %Recovery*	*LCS Qualifier*	*Limits*
2,4,6-Tribromophenol (Surr)	*108*		*41 - 120*
2-Fluorobiphenyl (Surr)	*99*		*48 - 120*
2-Fluorophenol (Surr)	*52*		*35 - 120*
Nitrobenzene-d5 (Surr)	*95*		*46 - 120*
Phenol-d5 (Surr)	*39*		*22 - 120*
p-Terphenyl-d14 (Surr)	*110*		*60 - 148*

Method: 8270D - Semivolatile Organic Compounds (GC/MS)

Lab Sample ID: LCSD 480-611461/3-A
Matrix: Solid
Analysis Batch: 611536

Client Sample ID: Lab Control Sample Dup
Prep Type: Total/NA
Prep Batch: 611461

Analyte			Spike Added	LCSD Result	LCSD Qualifier	Unit	D	%Rec	%Rec. Limits	RPD	RPD Limit
1,4-Dichlorobenzene			0.0500	0.0387		mg/L		77	51 - 120	1	36
2,4,5-Trichlorophenol			0.0500	0.0488		mg/L		98	65 - 126	3	18
2,4,6-Trichlorophenol			0.0500	0.0524		mg/L		105	64 - 120	2	19
2,4-Dinitrotoluene			0.0500	0.0540		mg/L		108	69 - 120	4	20
2-Methylphenol			0.0500	0.0392		mg/L		78	39 - 120	6	27
3-Methylphenol			0.0500	0.0363		mg/L		73	39 - 120	9	30
4-Methylphenol			0.0500	0.0363		mg/L		73	29 - 131	9	24
Hexachlorobenzene			0.0500	0.0535		mg/L		107	61 - 120	5	15
Hexachlorobutadiene			0.0500	0.0401		mg/L		80	35 - 120	2	44
Hexachloroethane			0.0500	0.0392		mg/L		78	43 - 120	3	46
Nitrobenzene			0.0500	0.0466		mg/L		93	53 - 123	0	24
Pentachlorophenol			0.100	0.118		mg/L		118	29 - 136	0	37
Pyridine			0.100	0.0435		mg/L		43	10 - 120	5	49

Surrogate	*LCSD %Recovery*	*LCSD Qualifier*	*Limits*
2,4,6-Tribromophenol (Surr)	*112*		*41 - 120*
2-Fluorobiphenyl (Surr)	*100*		*48 - 120*
2-Fluorophenol (Surr)	*52*		*35 - 120*
Nitrobenzene-d5 (Surr)	*96*		*46 - 120*
Phenol-d5 (Surr)	*37*		*22 - 120*
p-Terphenyl-d14 (Surr)	*106*		*60 - 148*

Lab Sample ID: LB 480-610766/1-D
Matrix: Solid
Analysis Batch: 610941

Client Sample ID: Method Blank
Prep Type: TCLP
Prep Batch: 610890

Analyte	LB Result	LB Qualifier	RL	MDL	Unit	D	Prepared	Analyzed	Dil Fac
1,4-Dichlorobenzene	0.040	U	0.040	0.0018	mg/L		01/05/22 14:39	01/06/22 14:12	1
2,4,5-Trichlorophenol	0.020	U	0.020	0.0019	mg/L		01/05/22 14:39	01/06/22 14:12	1
2,4,6-Trichlorophenol	0.020	U	0.020	0.0024	mg/L		01/05/22 14:39	01/06/22 14:12	1
2,4-Dinitrotoluene	0.020	U	0.020	0.0017	mg/L		01/05/22 14:39	01/06/22 14:12	1
2-Methylphenol	0.020	U	0.020	0.0016	mg/L		01/05/22 14:39	01/06/22 14:12	1
3-Methylphenol	0.040	U	0.040	0.0016	mg/L		01/05/22 14:39	01/06/22 14:12	1
4-Methylphenol	0.040	U	0.040	0.0014	mg/L		01/05/22 14:39	01/06/22 14:12	1
Hexachlorobenzene	0.020	U	0.020	0.0020	mg/L		01/05/22 14:39	01/06/22 14:12	1
Hexachlorobutadiene	0.020	U	0.020	0.0027	mg/L		01/05/22 14:39	01/06/22 14:12	1
Hexachloroethane	0.020	U	0.020	0.0023	mg/L		01/05/22 14:39	01/06/22 14:12	1
Nitrobenzene	0.020	U	0.020	0.0011	mg/L		01/05/22 14:39	01/06/22 14:12	1
Pentachlorophenol	0.040	U	0.040	0.0088	mg/L		01/05/22 14:39	01/06/22 14:12	1
Pyridine	0.10	U	0.10	0.0016	mg/L		01/05/22 14:39	01/06/22 14:12	1

Surrogate	*LB %Recovery*	*LB Qualifier*	*Limits*	*Prepared*	*Analyzed*	*Dil Fac*
2,4,6-Tribromophenol (Surr)	*97*		*41 - 120*	*01/05/22 14:39*	*01/06/22 14:12*	*1*
2-Fluorobiphenyl (Surr)	*96*		*48 - 120*	*01/05/22 14:39*	*01/06/22 14:12*	*1*
2-Fluorophenol (Surr)	*48*		*35 - 120*	*01/05/22 14:39*	*01/06/22 14:12*	*1*
Nitrobenzene-d5 (Surr)	*82*		*46 - 120*	*01/05/22 14:39*	*01/06/22 14:12*	*1*
Phenol-d5 (Surr)	*33*		*22 - 120*	*01/05/22 14:39*	*01/06/22 14:12*	*1*
p-Terphenyl-d14 (Surr)	*100*		*60 - 148*	*01/05/22 14:39*	*01/06/22 14:12*	*1*

Method: 8270D - Semivolatile Organic Compounds (GC/MS)

Lab Sample ID: LB 480-610905/1-F
Matrix: Solid
Analysis Batch: 611227

Client Sample ID: Method Blank
Prep Type: TCLP
Prep Batch: 611108

Analyte	LB Result	LB Qualifier	RL	MDL	Unit	D	Prepared	Analyzed	Dil Fac
1,4-Dichlorobenzene	0.040	U	0.040	0.0018	mg/L		01/07/22 14:55	01/10/22 15:18	1
2,4,5-Trichlorophenol	0.020	U	0.020	0.0019	mg/L		01/07/22 14:55	01/10/22 15:18	1
2,4,6-Trichlorophenol	0.020	U	0.020	0.0024	mg/L		01/07/22 14:55	01/10/22 15:18	1
2,4-Dinitrotoluene	0.020	U	0.020	0.0017	mg/L		01/07/22 14:55	01/10/22 15:18	1
2-Methylphenol	0.020	U	0.020	0.0016	mg/L		01/07/22 14:55	01/10/22 15:18	1
3-Methylphenol	0.040	U	0.040	0.0016	mg/L		01/07/22 14:55	01/10/22 15:18	1
4-Methylphenol	0.040	U	0.040	0.0014	mg/L		01/07/22 14:55	01/10/22 15:18	1
Hexachlorobenzene	0.020	U	0.020	0.0020	mg/L		01/07/22 14:55	01/10/22 15:18	1
Hexachlorobutadiene	0.020	U	0.020	0.0027	mg/L		01/07/22 14:55	01/10/22 15:18	1
Hexachloroethane	0.020	U	0.020	0.0023	mg/L		01/07/22 14:55	01/10/22 15:18	1
Nitrobenzene	0.020	U	0.020	0.0011	mg/L		01/07/22 14:55	01/10/22 15:18	1
Pentachlorophenol	0.040	U	0.040	0.0088	mg/L		01/07/22 14:55	01/10/22 15:18	1
Pyridine	0.10	U	0.10	0.0016	mg/L		01/07/22 14:55	01/10/22 15:18	1

Surrogate	*LB %Recovery*	*LB Qualifier*	*Limits*	*Prepared*	*Analyzed*	*Dil Fac*
2,4,6-Tribromophenol (Surr)	*108*		*41 - 120*	*01/07/22 14:55*	*01/10/22 15:18*	*1*
2-Fluorobiphenyl (Surr)	*106*		*48 - 120*	*01/07/22 14:55*	*01/10/22 15:18*	*1*
2-Fluorophenol (Surr)	*54*		*35 - 120*	*01/07/22 14:55*	*01/10/22 15:18*	*1*
Nitrobenzene-d5 (Surr)	*101*		*46 - 120*	*01/07/22 14:55*	*01/10/22 15:18*	*1*
Phenol-d5 (Surr)	*37*		*22 - 120*	*01/07/22 14:55*	*01/10/22 15:18*	*1*
p-Terphenyl-d14 (Surr)	*121*		*60 - 148*	*01/07/22 14:55*	*01/10/22 15:18*	*1*

Lab Sample ID: LB 480-610936/1-F
Matrix: Solid
Analysis Batch: 611536

Client Sample ID: Method Blank
Prep Type: TCLP
Prep Batch: 611461

Analyte	LB Result	LB Qualifier	RL	MDL	Unit	D	Prepared	Analyzed	Dil Fac
1,4-Dichlorobenzene	0.040	U	0.040	0.0018	mg/L		01/12/22 09:09	01/12/22 18:02	1
2,4,5-Trichlorophenol	0.020	U	0.020	0.0019	mg/L		01/12/22 09:09	01/12/22 18:02	1
2,4,6-Trichlorophenol	0.020	U	0.020	0.0024	mg/L		01/12/22 09:09	01/12/22 18:02	1
2,4-Dinitrotoluene	0.020	U	0.020	0.0017	mg/L		01/12/22 09:09	01/12/22 18:02	1
2-Methylphenol	0.020	U	0.020	0.0016	mg/L		01/12/22 09:09	01/12/22 18:02	1
3-Methylphenol	0.040	U	0.040	0.0016	mg/L		01/12/22 09:09	01/12/22 18:02	1
4-Methylphenol	0.040	U	0.040	0.0014	mg/L		01/12/22 09:09	01/12/22 18:02	1
Hexachlorobenzene	0.020	U	0.020	0.0020	mg/L		01/12/22 09:09	01/12/22 18:02	1
Hexachlorobutadiene	0.020	U	0.020	0.0027	mg/L		01/12/22 09:09	01/12/22 18:02	1
Hexachloroethane	0.020	U	0.020	0.0023	mg/L		01/12/22 09:09	01/12/22 18:02	1
Nitrobenzene	0.020	U	0.020	0.0011	mg/L		01/12/22 09:09	01/12/22 18:02	1
Pentachlorophenol	0.040	U	0.040	0.0088	mg/L		01/12/22 09:09	01/12/22 18:02	1
Pyridine	0.10	U	0.10	0.0016	mg/L		01/12/22 09:09	01/12/22 18:02	1

Surrogate	*LB %Recovery*	*LB Qualifier*	*Limits*	*Prepared*	*Analyzed*	*Dil Fac*
2,4,6-Tribromophenol (Surr)	*106*		*41 - 120*	*01/12/22 09:09*	*01/12/22 18:02*	*1*
2-Fluorobiphenyl (Surr)	*104*		*48 - 120*	*01/12/22 09:09*	*01/12/22 18:02*	*1*
2-Fluorophenol (Surr)	*57*		*35 - 120*	*01/12/22 09:09*	*01/12/22 18:02*	*1*
Nitrobenzene-d5 (Surr)	*103*		*46 - 120*	*01/12/22 09:09*	*01/12/22 18:02*	*1*
Phenol-d5 (Surr)	*40*		*22 - 120*	*01/12/22 09:09*	*01/12/22 18:02*	*1*
p-Terphenyl-d14 (Surr)	*114*		*60 - 148*	*01/12/22 09:09*	*01/12/22 18:02*	*1*

Method: 8015D - Gasoline Range Organics (GRO) (GC)

Lab Sample ID: MB 480-610683/1-A
Matrix: Solid
Analysis Batch: 610704

Client Sample ID: Method Blank
Prep Type: Total/NA
Prep Batch: 610683

Analyte	MB Result	MB Qualifier	RL	MDL	Unit	D	Prepared	Analyzed	Dil Fac
Gasoline Range Organics [C6 - C10]	1.04	J	1.2	0.33	mg/Kg		01/04/22 07:52	01/04/22 10:21	1

Surrogate	*MB %Recovery*	*MB Qualifier*	*Limits*	*Prepared*	*Analyzed*	*Dil Fac*
a,a,a-Trifluorotoluene	*107*		*46 - 156*	*01/04/22 07:52*	*01/04/22 10:21*	*1*

Lab Sample ID: LCS 480-610683/2-A
Matrix: Solid
Analysis Batch: 610704

Client Sample ID: Lab Control Sample
Prep Type: Total/NA
Prep Batch: 610683

Analyte	Spike Added	LCS Result	LCS Qualifier	Unit	D	%Rec	%Rec. Limits
Gasoline Range Organics [C6 - C10]	9.92	9.78		mg/Kg		99	64 - 129

Surrogate	*LCS %Recovery*	*LCS Qualifier*	*Limits*
a,a,a-Trifluorotoluene	*98*		*46 - 156*

Lab Sample ID: MB 480-610919/1-A
Matrix: Solid
Analysis Batch: 610933

Client Sample ID: Method Blank
Prep Type: Total/NA
Prep Batch: 610919

Analyte	MB Result	MB Qualifier	RL	MDL	Unit	D	Prepared	Analyzed	Dil Fac
Gasoline Range Organics [C6 - C10]	1.2	U	1.2	0.33	mg/Kg		01/06/22 07:10	01/06/22 08:24	1

Surrogate	*MB %Recovery*	*MB Qualifier*	*Limits*	*Prepared*	*Analyzed*	*Dil Fac*
a,a,a-Trifluorotoluene	*103*		*46 - 156*	*01/06/22 07:10*	*01/06/22 08:24*	*1*

Lab Sample ID: LCS 480-610919/2-A
Matrix: Solid
Analysis Batch: 610933

Client Sample ID: Lab Control Sample
Prep Type: Total/NA
Prep Batch: 610919

Analyte	Spike Added	LCS Result	LCS Qualifier	Unit	D	%Rec	%Rec. Limits
Gasoline Range Organics [C6 - C10]	8.99	8.88		mg/Kg		99	64 - 129

Surrogate	*LCS %Recovery*	*LCS Qualifier*	*Limits*
a,a,a-Trifluorotoluene	*96*		*46 - 156*

Lab Sample ID: 480-193838-18 MS
Matrix: Solid
Analysis Batch: 610933

Client Sample ID: PF18
Prep Type: Total/NA
Prep Batch: 610919

Analyte	Sample Result	Sample Qualifier	Spike Added	MS Result	MS Qualifier	Unit	D	%Rec	%Rec. Limits
Gasoline Range Organics [C6 - C10]	1.3	U	11.2	10.1		mg/Kg	☼	90	41 - 142

Surrogate	*MS %Recovery*	*MS Qualifier*	*Limits*
a,a,a-Trifluorotoluene	*84*		*46 - 156*

Method: 8015D - Gasoline Range Organics (GRO) (GC) (Continued)

Lab Sample ID: 480-193838-18 MSD
Matrix: Solid
Analysis Batch: 610933

Client Sample ID: PF18
Prep Type: Total/NA
Prep Batch: 610919

Analyte	Sample Result	Sample Qualifier	Spike Added	MSD Result	MSD Qualifier	Unit	D	%Rec	%Rec. Limits	RPD	RPD Limit
Gasoline Range Organics [C6 - C10]	1.3	U	11.0	10.2		mg/Kg	☼	93	41 - 142	1	32

Surrogate	*MSD %Recovery*	*MSD Qualifier*	*Limits*
a,a,a-Trifluorotoluene	*84*		*46 - 156*

Method: 8015D - Diesel Range Organics (DRO) (GC)

Lab Sample ID: MB 480-610609/1-A
Matrix: Solid
Analysis Batch: 610596

Client Sample ID: Method Blank
Prep Type: Total/NA
Prep Batch: 610609

Analyte	MB Result	MB Qualifier	RL	MDL	Unit	D	Prepared	Analyzed	Dil Fac
Diesel Range Organics [C10-C28]	16	U	16	4.9	mg/Kg		01/03/22 08:28	01/04/22 01:49	1

Surrogate	*MB %Recovery*	*MB Qualifier*	*Limits*	*Prepared*	*Analyzed*	*Dil Fac*
o-Terphenyl	*84*		*48 - 125*	*01/03/22 08:28*	*01/04/22 01:49*	*1*

Lab Sample ID: LCS 480-610609/2-A
Matrix: Solid
Analysis Batch: 610596

Client Sample ID: Lab Control Sample
Prep Type: Total/NA
Prep Batch: 610609

Analyte			Spike Added	LCS Result	LCS Qualifier	Unit	D	%Rec	%Rec. Limits		
Diesel Range Organics [C10-C28]			49.9	46.6		mg/Kg		93	63 - 127		

Surrogate	*LCS %Recovery*	*LCS Qualifier*	*Limits*
o-Terphenyl	*93*		*48 - 125*

Lab Sample ID: MB 480-610653/1-A
Matrix: Solid
Analysis Batch: 610807

Client Sample ID: Method Blank
Prep Type: Total/NA
Prep Batch: 610653

Analyte	MB Result	MB Qualifier	RL	MDL	Unit	D	Prepared	Analyzed	Dil Fac
Diesel Range Organics [C10-C28]	17	U	17	5.0	mg/Kg		01/03/22 14:39	01/05/22 08:15	1

Surrogate	*MB %Recovery*	*MB Qualifier*	*Limits*	*Prepared*	*Analyzed*	*Dil Fac*
o-Terphenyl	*89*		*48 - 125*	*01/03/22 14:39*	*01/05/22 08:15*	*1*

Lab Sample ID: LCS 480-610653/2-A
Matrix: Solid
Analysis Batch: 610807

Client Sample ID: Lab Control Sample
Prep Type: Total/NA
Prep Batch: 610653

Analyte			Spike Added	LCS Result	LCS Qualifier	Unit	D	%Rec	%Rec. Limits		
Diesel Range Organics [C10-C28]			49.7	41.9		mg/Kg		84	63 - 127		

Method: 8015D - Diesel Range Organics (DRO) (GC) (Continued)

Lab Sample ID: LCS 480-610653/2-A
Matrix: Solid
Analysis Batch: 610807

Client Sample ID: Lab Control Sample
Prep Type: Total/NA
Prep Batch: 610653

Surrogate	LCS %Recovery	LCS Qualifier	Limits
o-Terphenyl	84		48 - 125

Lab Sample ID: 480-193838-15 MS
Matrix: Solid
Analysis Batch: 610807

Client Sample ID: PF15
Prep Type: Total/NA
Prep Batch: 610653

Analyte	Sample Result	Sample Qualifier	Spike Added	MS Result	MS Qualifier	Unit	D	%Rec	%Rec. Limits
Diesel Range Organics [C10-C28]	6.6	J	57.0	46.6		mg/Kg	☼	70	43 - 150

Surrogate	MS %Recovery	MS Qualifier	Limits
o-Terphenyl	83		48 - 125

Lab Sample ID: 480-193838-15 MSD
Matrix: Solid
Analysis Batch: 610807

Client Sample ID: PF15
Prep Type: Total/NA
Prep Batch: 610653

Analyte	Sample Result	Sample Qualifier	Spike Added	MSD Result	MSD Qualifier	Unit	D	%Rec	%Rec. Limits	RPD	RPD Limit
Diesel Range Organics [C10-C28]	6.6	J	57.4	47.2		mg/Kg	☼	71	43 - 150	1	35

Surrogate	MSD %Recovery	MSD Qualifier	Limits
o-Terphenyl	81		48 - 125

Lab Sample ID: MB 480-610684/1-A
Matrix: Solid
Analysis Batch: 610807

Client Sample ID: Method Blank
Prep Type: Total/NA
Prep Batch: 610684

Analyte	MB Result	MB Qualifier	RL	MDL	Unit	D	Prepared	Analyzed	Dil Fac
Diesel Range Organics [C10-C28]	17	U	17	5.0	mg/Kg		01/04/22 08:14	01/05/22 19:34	1

Surrogate	MB %Recovery	MB Qualifier	Limits	Prepared	Analyzed	Dil Fac
o-Terphenyl	65		48 - 125	01/04/22 08:14	01/05/22 19:34	1

Lab Sample ID: LCS 480-610684/2-A
Matrix: Solid
Analysis Batch: 610807

Client Sample ID: Lab Control Sample
Prep Type: Total/NA
Prep Batch: 610684

Analyte			Spike Added	LCS Result	LCS Qualifier	Unit	D	%Rec	%Rec. Limits
Diesel Range Organics [C10-C28]			49.7	43.0		mg/Kg		86	63 - 127

Surrogate	LCS %Recovery	LCS Qualifier	Limits
o-Terphenyl	88		48 - 125

Method: 8015D - Diesel Range Organics (DRO) (GC) (Continued)

Lab Sample ID: 480-193838-25 MS — **Client Sample ID: PF25**
Matrix: Solid — **Prep Type: Total/NA**
Analysis Batch: 610807 — **Prep Batch: 610684**

Analyte	Sample Result	Sample Qualifier	Spike Added	MS Result	MS Qualifier	Unit	D	%Rec	%Rec. Limits
Diesel Range Organics [C10-C28]	15	J	57.8	55.1		mg/Kg	☼	70	43 - 150

Surrogate	*MS %Recovery*	*MS Qualifier*	*Limits*
o-Terphenyl	*86*		*48 - 125*

Lab Sample ID: 480-193838-25 MSD — **Client Sample ID: PF25**
Matrix: Solid — **Prep Type: Total/NA**
Analysis Batch: 610807 — **Prep Batch: 610684**

Analyte	Sample Result	Sample Qualifier	Spike Added	MSD Result	MSD Qualifier	Unit	D	%Rec	%Rec. Limits	RPD	RPD Limit
Diesel Range Organics [C10-C28]	15	J	57.4	52.9		mg/Kg	☼	66	43 - 150	4	35

Surrogate	*MSD %Recovery*	*MSD Qualifier*	*Limits*
o-Terphenyl	*66*		*48 - 125*

Method: 8081B - Organochlorine Pesticides (GC)

Lab Sample ID: MB 480-610864/1-A — **Client Sample ID: Method Blank**
Matrix: Solid — **Prep Type: Total/NA**
Analysis Batch: 610920 — **Prep Batch: 610864**

Analyte	MB Result	MB Qualifier	RL	MDL	Unit	D	Prepared	Analyzed	Dil Fac
gamma-BHC (Lindane)	0.000050	U	0.000050	0.0000015	mg/L		01/05/22 11:24	01/06/22 11:55	1
Chlordane (technical)	0.00050	U	0.00050	0.0000073	mg/L		01/05/22 11:24	01/06/22 11:55	1
Endrin	0.000050	U	0.000050	0.0000035	mg/L		01/05/22 11:24	01/06/22 11:55	1
Heptachlor	0.000050	U	0.000050	0.0000021	mg/L		01/05/22 11:24	01/06/22 11:55	1
Heptachlor epoxide	0.000050	U	0.000050	0.0000013	mg/L		01/05/22 11:24	01/06/22 11:55	1
Methoxychlor	0.000050	U	0.000050	0.0000035	mg/L		01/05/22 11:24	01/06/22 11:55	1
Toxaphene	0.00050	U	0.00050	0.000030	mg/L		01/05/22 11:24	01/06/22 11:55	1

Surrogate	*MB %Recovery*	*MB Qualifier*	*Limits*	*Prepared*	*Analyzed*	*Dil Fac*
DCB Decachlorobiphenyl	*80*		*20 - 120*	*01/05/22 11:24*	*01/06/22 11:55*	*1*
Tetrachloro-m-xylene	*91*		*44 - 120*	*01/05/22 11:24*	*01/06/22 11:55*	*1*

Lab Sample ID: LCS 480-610864/2-A — **Client Sample ID: Lab Control Sample**
Matrix: Solid — **Prep Type: Total/NA**
Analysis Batch: 610920 — **Prep Batch: 610864**

Analyte	Spike Added	LCS Result	LCS Qualifier	Unit	D	%Rec	%Rec. Limits
gamma-BHC (Lindane)	0.000500	0.000578		mg/L		116	56 - 120
Endrin	0.000500	0.000586		mg/L		117	65 - 135
Heptachlor	0.000500	0.000574		mg/L		115	58 - 120
Heptachlor epoxide	0.000500	0.000635	*+	mg/L		127	65 - 125
Methoxychlor	0.000500	0.000631		mg/L		126	50 - 150

Method: 8081B - Organochlorine Pesticides (GC) (Continued)

Lab Sample ID: LCS 480-610864/2-A
Matrix: Solid
Analysis Batch: 610920

Client Sample ID: Lab Control Sample
Prep Type: Total/NA
Prep Batch: 610864

Surrogate	LCS %Recovery	LCS Qualifier	Limits
DCB Decachlorobiphenyl	75		20 - 120
Tetrachloro-m-xylene	88		44 - 120

Lab Sample ID: LCSD 480-610864/3-A
Matrix: Solid
Analysis Batch: 610920

Client Sample ID: Lab Control Sample Dup
Prep Type: Total/NA
Prep Batch: 610864

Analyte	Spike Added	LCSD Result	LCSD Qualifier	Unit	D	%Rec	%Rec. Limits	RPD	RPD Limit
gamma-BHC (Lindane)	0.000500	0.000618	*+	mg/L		124	56 - 120	7	24
Endrin	0.000500	0.000634		mg/L		127	65 - 135	8	24
Heptachlor	0.000500	0.000625	*+	mg/L		125	58 - 120	9	25
Heptachlor epoxide	0.000500	0.000682	*+	mg/L		136	65 - 125	7	23
Methoxychlor	0.000500	0.000704		mg/L		141	50 - 150	11	26

Surrogate	LCSD %Recovery	LCSD Qualifier	Limits
DCB Decachlorobiphenyl	77		20 - 120
Tetrachloro-m-xylene	94		44 - 120

Lab Sample ID: MB 480-611078/1-A
Matrix: Solid
Analysis Batch: 611164

Client Sample ID: Method Blank
Prep Type: Total/NA
Prep Batch: 611078

Analyte	MB Result	MB Qualifier	RL	MDL	Unit	D	Prepared	Analyzed	Dil Fac
gamma-BHC (Lindane)	0.000050	U	0.000050	0.0000015	mg/L		01/07/22 11:05	01/10/22 08:53	1
Chlordane (technical)	0.00050	U	0.00050	0.0000073	mg/L		01/07/22 11:05	01/10/22 08:53	1
Endrin	0.000050	U	0.000050	0.0000035	mg/L		01/07/22 11:05	01/10/22 08:53	1
Heptachlor	0.000050	U	0.000050	0.0000021	mg/L		01/07/22 11:05	01/10/22 08:53	1
Heptachlor epoxide	0.000050	U	0.000050	0.0000013	mg/L		01/07/22 11:05	01/10/22 08:53	1
Methoxychlor	0.000050	U	0.000050	0.0000035	mg/L		01/07/22 11:05	01/10/22 08:53	1
Toxaphene	0.00050	U	0.00050	0.000030	mg/L		01/07/22 11:05	01/10/22 08:53	1

Surrogate	MB %Recovery	MB Qualifier	Limits	Prepared	Analyzed	Dil Fac
DCB Decachlorobiphenyl	62		20 - 120	01/07/22 11:05	01/10/22 08:53	1
Tetrachloro-m-xylene	90		44 - 120	01/07/22 11:05	01/10/22 08:53	1

Lab Sample ID: LCS 480-611078/2-A
Matrix: Solid
Analysis Batch: 611164

Client Sample ID: Lab Control Sample
Prep Type: Total/NA
Prep Batch: 611078

Analyte	Spike Added	LCS Result	LCS Qualifier	Unit	D	%Rec	%Rec. Limits
gamma-BHC (Lindane)	0.000500	0.000544		mg/L		109	56 - 120
Endrin	0.000500	0.000591		mg/L		118	65 - 135
Heptachlor	0.000500	0.000569		mg/L		114	58 - 120
Heptachlor epoxide	0.000500	0.000602		mg/L		120	65 - 125
Methoxychlor	0.000500	0.000686		mg/L		137	50 - 150

Method: 8081B - Organochlorine Pesticides (GC) (Continued)

Lab Sample ID: LCS 480-611078/2-A
Matrix: Solid
Analysis Batch: 611164

Client Sample ID: Lab Control Sample
Prep Type: Total/NA
Prep Batch: 611078

Surrogate	LCS %Recovery	LCS Qualifier	Limits
DCB Decachlorobiphenyl	57		20 - 120
Tetrachloro-m-xylene	84		44 - 120

Lab Sample ID: LCSD 480-611078/3-A
Matrix: Solid
Analysis Batch: 611164

Client Sample ID: Lab Control Sample Dup
Prep Type: Total/NA
Prep Batch: 611078

Analyte			Spike Added	LCSD Result	LCSD Qualifier	Unit	D	%Rec	%Rec. Limits	RPD	RPD Limit
gamma-BHC (Lindane)			0.000500	0.000578		mg/L		116	56 - 120	6	24
Endrin			0.000500	0.000623		mg/L		125	65 - 135	5	24
Heptachlor			0.000500	0.000593		mg/L		119	58 - 120	4	25
Heptachlor epoxide			0.000500	0.000635	*+	mg/L		127	65 - 125	5	23
Methoxychlor			0.000500	0.000714		mg/L		143	50 - 150	4	26

Surrogate	LCSD %Recovery	LCSD Qualifier	Limits
DCB Decachlorobiphenyl	61		20 - 120
Tetrachloro-m-xylene	82		44 - 120

Lab Sample ID: MB 480-611409/1-A
Matrix: Solid
Analysis Batch: 611440

Client Sample ID: Method Blank
Prep Type: Total/NA
Prep Batch: 611409

Analyte	MB Result	MB Qualifier	RL	MDL	Unit	D	Prepared	Analyzed	Dil Fac
gamma-BHC (Lindane)	0.000050	U	0.000050	0.0000015	mg/L		01/11/22 15:23	01/12/22 09:08	1
Chlordane (technical)	0.00050	U	0.00050	0.0000073	mg/L		01/11/22 15:23	01/12/22 09:08	1
Endrin	0.000050	U	0.000050	0.0000035	mg/L		01/11/22 15:23	01/12/22 09:08	1
Heptachlor	0.000050	U	0.000050	0.0000021	mg/L		01/11/22 15:23	01/12/22 09:08	1
Heptachlor epoxide	0.000050	U	0.000050	0.0000013	mg/L		01/11/22 15:23	01/12/22 09:08	1
Methoxychlor	0.000050	U	0.000050	0.0000035	mg/L		01/11/22 15:23	01/12/22 09:08	1
Toxaphene	0.00050	U	0.00050	0.000030	mg/L		01/11/22 15:23	01/12/22 09:08	1

Surrogate	MB %Recovery	MB Qualifier	Limits	Prepared	Analyzed	Dil Fac
DCB Decachlorobiphenyl	56		20 - 120	01/11/22 15:23	01/12/22 09:08	1
Tetrachloro-m-xylene	84		44 - 120	01/11/22 15:23	01/12/22 09:08	1

Lab Sample ID: LCS 480-611409/2-A
Matrix: Solid
Analysis Batch: 611440

Client Sample ID: Lab Control Sample
Prep Type: Total/NA
Prep Batch: 611409

Analyte			Spike Added	LCS Result	LCS Qualifier	Unit	D	%Rec	%Rec. Limits		
gamma-BHC (Lindane)			0.000500	0.000560		mg/L		112	56 - 120		
Endrin			0.000500	0.000645		mg/L		129	65 - 135		
Heptachlor			0.000500	0.000593		mg/L		119	58 - 120		
Heptachlor epoxide			0.000500	0.000667	*+	mg/L		133	65 - 125		
Methoxychlor			0.000500	0.000635		mg/L		127	50 - 150		

Method: 8081B - Organochlorine Pesticides (GC) (Continued)

Lab Sample ID: LCS 480-611409/2-A
Matrix: Solid
Analysis Batch: 611440

Client Sample ID: Lab Control Sample
Prep Type: Total/NA
Prep Batch: 611409

Surrogate	*LCS %Recovery*	*LCS Qualifier*	*Limits*
DCB Decachlorobiphenyl	*61*		*20 - 120*
Tetrachloro-m-xylene	*117*		*44 - 120*

Lab Sample ID: LCSD 480-611409/3-A
Matrix: Solid
Analysis Batch: 611440

Client Sample ID: Lab Control Sample Dup
Prep Type: Total/NA
Prep Batch: 611409

Analyte			Spike Added	LCSD Result	LCSD Qualifier	Unit	D	%Rec	%Rec. Limits	RPD	RPD Limit
gamma-BHC (Lindane)			0.000500	0.000572		mg/L		114	56 - 120	2	24
Endrin			0.000500	0.000671		mg/L		134	65 - 135	4	24
Heptachlor			0.000500	0.000597		mg/L		119	58 - 120	1	25
Heptachlor epoxide			0.000500	0.000688	*+	mg/L		138	65 - 125	3	23
Methoxychlor			0.000500	0.000660		mg/L		132	50 - 150	4	26

Surrogate	*LCSD %Recovery*	*LCSD Qualifier*	*Limits*
DCB Decachlorobiphenyl	*65*		*20 - 120*
Tetrachloro-m-xylene	*108*		*44 - 120*

Lab Sample ID: LB 480-610766/1-B
Matrix: Solid
Analysis Batch: 610920

Client Sample ID: Method Blank
Prep Type: TCLP
Prep Batch: 610864

Analyte	LB Result	LB Qualifier	RL	MDL	Unit	D	Prepared	Analyzed	Dil Fac
gamma-BHC (Lindane)	0.00020	U	0.00020	0.0000060	mg/L		01/05/22 11:24	01/06/22 13:14	1
Chlordane (technical)	0.0020	U	0.0020	0.000029	mg/L		01/05/22 11:24	01/06/22 13:14	1
Endrin	0.00020	U	0.00020	0.000014	mg/L		01/05/22 11:24	01/06/22 13:14	1
Heptachlor	0.00020	U	0.00020	0.0000085	mg/L		01/05/22 11:24	01/06/22 13:14	1
Heptachlor epoxide	0.00020	U	0.00020	0.0000053	mg/L		01/05/22 11:24	01/06/22 13:14	1
Methoxychlor	0.00020	U	0.00020	0.000014	mg/L		01/05/22 11:24	01/06/22 13:14	1
Toxaphene	0.0020	U	0.0020	0.00012	mg/L		01/05/22 11:24	01/06/22 13:14	1

Surrogate	*LB %Recovery*	*LB Qualifier*	*Limits*	*Prepared*	*Analyzed*	*Dil Fac*
DCB Decachlorobiphenyl	*80*		*20 - 120*	*01/05/22 11:24*	*01/06/22 13:14*	*1*
Tetrachloro-m-xylene	*75*		*44 - 120*	*01/05/22 11:24*	*01/06/22 13:14*	*1*

Lab Sample ID: LB 480-610905/1-C
Matrix: Solid
Analysis Batch: 611164

Client Sample ID: Method Blank
Prep Type: TCLP
Prep Batch: 611078

Analyte	LB Result	LB Qualifier	RL	MDL	Unit	D	Prepared	Analyzed	Dil Fac
gamma-BHC (Lindane)	0.00020	U	0.00020	0.0000060	mg/L		01/07/22 11:05	01/10/22 09:51	1
Chlordane (technical)	0.0020	U	0.0020	0.000029	mg/L		01/07/22 11:05	01/10/22 09:51	1
Endrin	0.00020	U	0.00020	0.000014	mg/L		01/07/22 11:05	01/10/22 09:51	1
Heptachlor	0.00020	U	0.00020	0.0000085	mg/L		01/07/22 11:05	01/10/22 09:51	1
Heptachlor epoxide	0.00020	U	0.00020	0.0000053	mg/L		01/07/22 11:05	01/10/22 09:51	1
Methoxychlor	0.00020	U	0.00020	0.000014	mg/L		01/07/22 11:05	01/10/22 09:51	1
Toxaphene	0.0020	U	0.0020	0.00012	mg/L		01/07/22 11:05	01/10/22 09:51	1

Method: 8081B - Organochlorine Pesticides (GC) (Continued)

Lab Sample ID: LB 480-610905/1-C
Matrix: Solid
Analysis Batch: 611164

Client Sample ID: Method Blank
Prep Type: TCLP
Prep Batch: 611078

Surrogate	LB %Recovery	LB Qualifier	Limits	Prepared	Analyzed	Dil Fac
DCB Decachlorobiphenyl	71		20 - 120	01/07/22 11:05	01/10/22 09:51	1
Tetrachloro-m-xylene	81		44 - 120	01/07/22 11:05	01/10/22 09:51	1

Lab Sample ID: LB 480-610936/1-E
Matrix: Solid
Analysis Batch: 611440

Client Sample ID: Method Blank
Prep Type: TCLP
Prep Batch: 611409

Analyte	LB Result	LB Qualifier	RL	MDL	Unit	D	Prepared	Analyzed	Dil Fac
gamma-BHC (Lindane)	0.00020	U	0.00020	0.0000060	mg/L		01/11/22 15:23	01/12/22 10:07	1
Chlordane (technical)	0.0020	U	0.0020	0.000029	mg/L		01/11/22 15:23	01/12/22 10:07	1
Endrin	0.00020	U	0.00020	0.000014	mg/L		01/11/22 15:23	01/12/22 10:07	1
Heptachlor	0.00020	U	0.00020	0.0000085	mg/L		01/11/22 15:23	01/12/22 10:07	1
Heptachlor epoxide	0.00020	U	0.00020	0.0000053	mg/L		01/11/22 15:23	01/12/22 10:07	1
Methoxychlor	0.00020	U	0.00020	0.000014	mg/L		01/11/22 15:23	01/12/22 10:07	1
Toxaphene	0.0020	U	0.0020	0.00012	mg/L		01/11/22 15:23	01/12/22 10:07	1

Surrogate	LB %Recovery	LB Qualifier	Limits	Prepared	Analyzed	Dil Fac
DCB Decachlorobiphenyl	84		20 - 120	01/11/22 15:23	01/12/22 10:07	1
Tetrachloro-m-xylene	125	S1+	44 - 120	01/11/22 15:23	01/12/22 10:07	1

Method: 8082A - Polychlorinated Biphenyls (PCBs) by Gas Chromatography

Lab Sample ID: MB 480-610615/1-A
Matrix: Solid
Analysis Batch: 610753

Client Sample ID: Method Blank
Prep Type: Total/NA
Prep Batch: 610615

Analyte	MB Result	MB Qualifier	RL	MDL	Unit	D	Prepared	Analyzed	Dil Fac
PCB-1016	0.24	U	0.24	0.047	mg/Kg		01/03/22 08:48	01/04/22 15:30	1
PCB-1221	0.24	U	0.24	0.047	mg/Kg		01/03/22 08:48	01/04/22 15:30	1
PCB-1232	0.24	U	0.24	0.047	mg/Kg		01/03/22 08:48	01/04/22 15:30	1
PCB-1242	0.24	U	0.24	0.047	mg/Kg		01/03/22 08:48	01/04/22 15:30	1
PCB-1248	0.24	U	0.24	0.047	mg/Kg		01/03/22 08:48	01/04/22 15:30	1
PCB-1254	0.24	U	0.24	0.11	mg/Kg		01/03/22 08:48	01/04/22 15:30	1
PCB-1260	0.24	U	0.24	0.11	mg/Kg		01/03/22 08:48	01/04/22 15:30	1
PCB-1262	0.24	U	0.24	0.11	mg/Kg		01/03/22 08:48	01/04/22 15:30	1
PCB-1268	0.24	U	0.24	0.11	mg/Kg		01/03/22 08:48	01/04/22 15:30	1

Surrogate	MB %Recovery	MB Qualifier	Limits	Prepared	Analyzed	Dil Fac
DCB Decachlorobiphenyl	119		65 - 174	01/03/22 08:48	01/04/22 15:30	1
Tetrachloro-m-xylene	114		60 - 154	01/03/22 08:48	01/04/22 15:30	1

Lab Sample ID: LCS 480-610615/2-A
Matrix: Solid
Analysis Batch: 610753

Client Sample ID: Lab Control Sample
Prep Type: Total/NA
Prep Batch: 610615

Analyte	Spike Added	LCS Result	LCS Qualifier	Unit	D	%Rec	%Rec. Limits
PCB-1016	1.89	2.55		mg/Kg		135	51 - 185
PCB-1260	1.89	3.01		mg/Kg		160	61 - 184

Method: 8082A - Polychlorinated Biphenyls (PCBs) by Gas Chromatography (Continued)

Lab Sample ID: LCS 480-610615/2-A
Matrix: Solid
Analysis Batch: 610753

Client Sample ID: Lab Control Sample
Prep Type: Total/NA
Prep Batch: 610615

Surrogate	*LCS %Recovery*	*LCS Qualifier*	*Limits*
DCB Decachlorobiphenyl	*162*		*65 - 174*
Tetrachloro-m-xylene	*130*		*60 - 154*

Lab Sample ID: 480-193838-15 MS
Matrix: Solid
Analysis Batch: 610753

Client Sample ID: PF15
Prep Type: Total/NA
Prep Batch: 610615

Analyte	Sample Result	Sample Qualifier	Spike Added	MS Result	MS Qualifier	Unit	D	%Rec	%Rec. Limits
PCB-1016	0.27	U	2.61	3.22		mg/Kg	☼	123	50 - 177
PCB-1260	0.27	U	2.61	3.50		mg/Kg	☼	134	33 - 200

Surrogate	*MS %Recovery*	*MS Qualifier*	*Limits*
DCB Decachlorobiphenyl	*134*		*65 - 174*
Tetrachloro-m-xylene	*121*		*60 - 154*

Lab Sample ID: 480-193838-15 MSD
Matrix: Solid
Analysis Batch: 610753

Client Sample ID: PF15
Prep Type: Total/NA
Prep Batch: 610615

Analyte	Sample Result	Sample Qualifier	Spike Added	MSD Result	MSD Qualifier	Unit	D	%Rec	%Rec. Limits	RPD	RPD Limit
PCB-1016	0.27	U	2.74	3.56		mg/Kg	☼	130	50 - 177	10	50
PCB-1260	0.27	U	2.74	3.95		mg/Kg	☼	144	33 - 200	12	50

Surrogate	*MSD %Recovery*	*MSD Qualifier*	*Limits*
DCB Decachlorobiphenyl	*151*		*65 - 174*
Tetrachloro-m-xylene	*135*		*60 - 154*

Lab Sample ID: MB 480-610624/1-A
Matrix: Solid
Analysis Batch: 610755

Client Sample ID: Method Blank
Prep Type: Total/NA
Prep Batch: 610624

Analyte	MB Result	MB Qualifier	RL	MDL	Unit	D	Prepared	Analyzed	Dil Fac
PCB-1016	0.23	U	0.23	0.044	mg/Kg		01/03/22 09:57	01/04/22 20:51	1
PCB-1221	0.23	U	0.23	0.044	mg/Kg		01/03/22 09:57	01/04/22 20:51	1
PCB-1232	0.23	U	0.23	0.044	mg/Kg		01/03/22 09:57	01/04/22 20:51	1
PCB-1242	0.23	U	0.23	0.044	mg/Kg		01/03/22 09:57	01/04/22 20:51	1
PCB-1248	0.23	U	0.23	0.044	mg/Kg		01/03/22 09:57	01/04/22 20:51	1
PCB-1254	0.23	U	0.23	0.11	mg/Kg		01/03/22 09:57	01/04/22 20:51	1
PCB-1260	0.23	U	0.23	0.11	mg/Kg		01/03/22 09:57	01/04/22 20:51	1
PCB-1262	0.23	U	0.23	0.11	mg/Kg		01/03/22 09:57	01/04/22 20:51	1
PCB-1268	0.23	U	0.23	0.11	mg/Kg		01/03/22 09:57	01/04/22 20:51	1

Surrogate	*MB %Recovery*	*MB Qualifier*	*Limits*	*Prepared*	*Analyzed*	*Dil Fac*
DCB Decachlorobiphenyl	*163*		*65 - 174*	*01/03/22 09:57*	*01/04/22 20:51*	*1*
Tetrachloro-m-xylene	*143*		*60 - 154*	*01/03/22 09:57*	*01/04/22 20:51*	*1*

Method: 8082A - Polychlorinated Biphenyls (PCBs) by Gas Chromatography (Continued)

Lab Sample ID: LCS 480-610624/2-A
Matrix: Solid
Analysis Batch: 610755

Client Sample ID: Lab Control Sample
Prep Type: Total/NA
Prep Batch: 610624

Analyte	Spike Added	LCS Result	LCS Qualifier	Unit	D	%Rec	%Rec. Limits
PCB-1016	2.36	3.54		mg/Kg		150	51 - 185
PCB-1260	2.36	3.83		mg/Kg		162	61 - 184

Surrogate	*LCS %Recovery*	*LCS Qualifier*	*Limits*
DCB Decachlorobiphenyl	*173*		*65 - 174*
Tetrachloro-m-xylene	*153*		*60 - 154*

Lab Sample ID: MB 480-610681/1-A
Matrix: Solid
Analysis Batch: 610823

Client Sample ID: Method Blank
Prep Type: Total/NA
Prep Batch: 610681

Analyte	MB Result	MB Qualifier	RL	MDL	Unit	D	Prepared	Analyzed	Dil Fac
PCB-1016	0.21	U	0.21	0.042	mg/Kg		01/04/22 07:12	01/05/22 14:04	1
PCB-1221	0.21	U	0.21	0.042	mg/Kg		01/04/22 07:12	01/05/22 14:04	1
PCB-1232	0.21	U	0.21	0.042	mg/Kg		01/04/22 07:12	01/05/22 14:04	1
PCB-1242	0.21	U	0.21	0.042	mg/Kg		01/04/22 07:12	01/05/22 14:04	1
PCB-1248	0.21	U	0.21	0.042	mg/Kg		01/04/22 07:12	01/05/22 14:04	1
PCB-1254	0.21	U	0.21	0.10	mg/Kg		01/04/22 07:12	01/05/22 14:04	1
PCB-1260	0.21	U	0.21	0.10	mg/Kg		01/04/22 07:12	01/05/22 14:04	1
PCB-1262	0.21	U	0.21	0.10	mg/Kg		01/04/22 07:12	01/05/22 14:04	1
PCB-1268	0.21	U	0.21	0.10	mg/Kg		01/04/22 07:12	01/05/22 14:04	1

Surrogate	*MB %Recovery*	*MB Qualifier*	*Limits*	*Prepared*	*Analyzed*	*Dil Fac*
DCB Decachlorobiphenyl	*114*		*65 - 174*	*01/04/22 07:12*	*01/05/22 14:04*	*1*
Tetrachloro-m-xylene	*102*		*60 - 154*	*01/04/22 07:12*	*01/05/22 14:04*	*1*

Lab Sample ID: LCS 480-610681/2-A
Matrix: Solid
Analysis Batch: 610823

Client Sample ID: Lab Control Sample
Prep Type: Total/NA
Prep Batch: 610681

Analyte	Spike Added	LCS Result	LCS Qualifier	Unit	D	%Rec	%Rec. Limits
PCB-1016	2.36	3.06		mg/Kg		130	51 - 185
PCB-1260	2.36	3.18		mg/Kg		135	61 - 184

Surrogate	*LCS %Recovery*	*LCS Qualifier*	*Limits*
DCB Decachlorobiphenyl	*134*		*65 - 174*
Tetrachloro-m-xylene	*129*		*60 - 154*

Method: 8151 - TCLP Herbicides

Lab Sample ID: MB 480-610943/1-A
Matrix: Solid
Analysis Batch: 611060

Client Sample ID: Method Blank
Prep Type: Total/NA
Prep Batch: 610943

Analyte	MB Result	MB Qualifier	RL	MDL	Unit	D	Prepared	Analyzed	Dil Fac
2,4-D	0.00050	U	0.00050	0.00010	mg/L		01/06/22 09:01	01/07/22 12:58	1
Silvex (2,4,5-TP)	0.00050	U	0.00050	0.000090	mg/L		01/06/22 09:01	01/07/22 12:58	1

Method: 8151 - TCLP Herbicides (Continued)

Lab Sample ID: MB 480-610943/1-A
Matrix: Solid
Analysis Batch: 611060

Client Sample ID: Method Blank
Prep Type: Total/NA
Prep Batch: 610943

Surrogate	MB %Recovery	MB Qualifier	Limits	Prepared	Analyzed	Dil Fac
2,4-Dichlorophenylacetic acid	83		48 - 132	01/06/22 09:01	01/07/22 12:58	1

Lab Sample ID: LCS 480-610943/2-A
Matrix: Solid
Analysis Batch: 611060

Client Sample ID: Lab Control Sample
Prep Type: Total/NA
Prep Batch: 610943

Analyte	Spike Added	LCS Result	LCS Qualifier	Unit	D	%Rec	%Rec. Limits
2,4-D	0.00200	0.00178		mg/L		89	36 - 150
Silvex (2,4,5-TP)	0.00200	0.00175		mg/L		87	49 - 150

Surrogate	LCS %Recovery	LCS Qualifier	Limits
2,4-Dichlorophenylacetic acid	74		48 - 132

Lab Sample ID: LCSD 480-610943/3-A
Matrix: Solid
Analysis Batch: 611060

Client Sample ID: Lab Control Sample Dup
Prep Type: Total/NA
Prep Batch: 610943

Analyte	Spike Added	LCSD Result	LCSD Qualifier	Unit	D	%Rec	%Rec. Limits	RPD	RPD Limit
2,4-D	0.00200	0.00181		mg/L		91	36 - 150	1	50
Silvex (2,4,5-TP)	0.00200	0.00170		mg/L		85	49 - 150	3	50

Surrogate	LCSD %Recovery	LCSD Qualifier	Limits
2,4-Dichlorophenylacetic acid	158	S1+	48 - 132

Lab Sample ID: MB 480-611079/1-A
Matrix: Solid
Analysis Batch: 611170

Client Sample ID: Method Blank
Prep Type: Total/NA
Prep Batch: 611079

Analyte	MB Result	MB Qualifier	RL	MDL	Unit	D	Prepared	Analyzed	Dil Fac
2,4-D	0.00050	U	0.00050	0.00010	mg/L		01/07/22 11:11	01/10/22 12:46	1
Silvex (2,4,5-TP)	0.00050	U	0.00050	0.000090	mg/L		01/07/22 11:11	01/10/22 12:46	1

Surrogate	MB %Recovery	MB Qualifier	Limits	Prepared	Analyzed	Dil Fac
2,4-Dichlorophenylacetic acid	74		48 - 132	01/07/22 11:11	01/10/22 12:46	1

Lab Sample ID: LCS 480-611079/2-A
Matrix: Solid
Analysis Batch: 611170

Client Sample ID: Lab Control Sample
Prep Type: Total/NA
Prep Batch: 611079

Analyte	Spike Added	LCS Result	LCS Qualifier	Unit	D	%Rec	%Rec. Limits
2,4-D	0.00200	0.00171		mg/L		85	36 - 150
Silvex (2,4,5-TP)	0.00200	0.00178		mg/L		89	49 - 150

Surrogate	LCS %Recovery	LCS Qualifier	Limits
2,4-Dichlorophenylacetic acid	77		48 - 132

Method: 8151 - TCLP Herbicides (Continued)

Lab Sample ID: LCSD 480-611079/3-A
Matrix: Solid
Analysis Batch: 611170

Client Sample ID: Lab Control Sample Dup
Prep Type: Total/NA
Prep Batch: 611079

Analyte			Spike Added	LCSD Result	LCSD Qualifier	Unit	D	%Rec	%Rec. Limits	RPD	RPD Limit
2,4-D			0.00200	0.00161		mg/L		80	36 - 150	6	50
Silvex (2,4,5-TP)			0.00200	0.00172		mg/L		86	49 - 150	3	50

Surrogate	*LCSD %Recovery*	*LCSD Qualifier*	*Limits*
2,4-Dichlorophenylacetic acid	*69*		*48 - 132*

Lab Sample ID: MB 480-611340/1-A
Matrix: Solid
Analysis Batch: 611470

Client Sample ID: Method Blank
Prep Type: Total/NA
Prep Batch: 611340

Analyte	MB Result	MB Qualifier	RL	MDL	Unit	D	Prepared	Analyzed	Dil Fac
2,4-D	0.00050	U	0.00050	0.00010	mg/L		01/11/22 09:37	01/12/22 12:58	1
Silvex (2,4,5-TP)	0.00050	U	0.00050	0.000090	mg/L		01/11/22 09:37	01/12/22 12:58	1

Surrogate	*MB %Recovery*	*MB Qualifier*	*Limits*	*Prepared*	*Analyzed*	*Dil Fac*
2,4-Dichlorophenylacetic acid	*81*		*48 - 132*	*01/11/22 09:37*	*01/12/22 12:58*	*1*

Lab Sample ID: LCS 480-611340/2-A
Matrix: Solid
Analysis Batch: 611470

Client Sample ID: Lab Control Sample
Prep Type: Total/NA
Prep Batch: 611340

Analyte			Spike Added	LCS Result	LCS Qualifier	Unit	D	%Rec	%Rec. Limits		
2,4-D			0.00200	0.00171		mg/L		85	36 - 150		
Silvex (2,4,5-TP)			0.00200	0.00183		mg/L		92	49 - 150		

Surrogate	*LCS %Recovery*	*LCS Qualifier*	*Limits*
2,4-Dichlorophenylacetic acid	*82*		*48 - 132*

Lab Sample ID: LCSD 480-611340/3-A
Matrix: Solid
Analysis Batch: 611470

Client Sample ID: Lab Control Sample Dup
Prep Type: Total/NA
Prep Batch: 611340

Analyte			Spike Added	LCSD Result	LCSD Qualifier	Unit	D	%Rec	%Rec. Limits	RPD	RPD Limit
2,4-D			0.00200	0.00175		mg/L		87	36 - 150	2	50
Silvex (2,4,5-TP)			0.00200	0.00189		mg/L		94	49 - 150	3	50

Surrogate	*LCSD %Recovery*	*LCSD Qualifier*	*Limits*
2,4-Dichlorophenylacetic acid	*77*		*48 - 132*

Lab Sample ID: LB 480-610766/1-F
Matrix: Solid
Analysis Batch: 611060

Client Sample ID: Method Blank
Prep Type: TCLP
Prep Batch: 610943

Analyte	LB Result	LB Qualifier	RL	MDL	Unit	D	Prepared	Analyzed	Dil Fac
2,4-D	0.0020	U	0.0020	0.00040	mg/L		01/06/22 09:01	01/07/22 14:27	1
Silvex (2,4,5-TP)	0.0020	U	0.0020	0.00036	mg/L		01/06/22 09:01	01/07/22 14:27	1

Method: 8151 - TCLP Herbicides (Continued)

Lab Sample ID: LB 480-610766/1-F
Matrix: Solid
Analysis Batch: 611060

Client Sample ID: Method Blank
Prep Type: TCLP
Prep Batch: 610943

Surrogate	*LB %Recovery*	*LB Qualifier*	*Limits*	*Prepared*	*Analyzed*	*Dil Fac*
2,4-Dichlorophenylacetic acid	*10*	*S1-*	*48 - 132*	*01/06/22 09:01*	*01/07/22 14:27*	*1*

Lab Sample ID: LB 480-610905/1-D
Matrix: Solid
Analysis Batch: 611170

Client Sample ID: Method Blank
Prep Type: TCLP
Prep Batch: 611079

Analyte	LB Result	LB Qualifier	RL	MDL	Unit	D	Prepared	Analyzed	Dil Fac
2,4-D	0.0020	U	0.0020	0.00040	mg/L		01/07/22 11:11	01/10/22 14:15	1
Silvex (2,4,5-TP)	0.0020	U	0.0020	0.00036	mg/L		01/07/22 11:11	01/10/22 14:15	1

Surrogate	*LB %Recovery*	*LB Qualifier*	*Limits*	*Prepared*	*Analyzed*	*Dil Fac*
2,4-Dichlorophenylacetic acid	*14*	*S1-*	*48 - 132*	*01/07/22 11:11*	*01/10/22 14:15*	*1*

Lab Sample ID: LB 480-610936/1-C
Matrix: Solid
Analysis Batch: 611470

Client Sample ID: Method Blank
Prep Type: TCLP
Prep Batch: 611340

Analyte	LB Result	LB Qualifier	RL	MDL	Unit	D	Prepared	Analyzed	Dil Fac
2,4-D	0.0020	U	0.0020	0.00040	mg/L		01/11/22 11:21	01/12/22 15:33	1
Silvex (2,4,5-TP)	0.0020	U	0.0020	0.00036	mg/L		01/11/22 11:21	01/12/22 15:33	1

Surrogate	*LB %Recovery*	*LB Qualifier*	*Limits*	*Prepared*	*Analyzed*	*Dil Fac*
2,4-Dichlorophenylacetic acid	*8*	*S1-*	*48 - 132*	*01/11/22 11:21*	*01/12/22 15:33*	*1*

Method: 6010C - Metals (ICP)

Lab Sample ID: MB 480-610865/2-A
Matrix: Solid
Analysis Batch: 611065

Client Sample ID: Method Blank
Prep Type: Total/NA
Prep Batch: 610865

Analyte	MB Result	MB Qualifier	RL	MDL	Unit	D	Prepared	Analyzed	Dil Fac
Arsenic	0.015	U	0.015	0.0056	mg/L		01/06/22 08:15	01/06/22 14:11	1
Barium	1.0	U	1.0	0.10	mg/L		01/06/22 08:15	01/06/22 14:11	1
Cadmium	0.0020	U	0.0020	0.00050	mg/L		01/06/22 08:15	01/06/22 14:11	1
Chromium	0.020	U	0.020	0.010	mg/L		01/06/22 08:15	01/06/22 14:11	1
Lead	0.020	U	0.020	0.0030	mg/L		01/06/22 08:15	01/06/22 14:11	1
Selenium	0.025	U	0.025	0.0087	mg/L		01/06/22 08:15	01/06/22 14:11	1
Silver	0.0060	U	0.0060	0.0017	mg/L		01/06/22 08:15	01/06/22 14:11	1

Lab Sample ID: LCS 480-610865/3-A
Matrix: Solid
Analysis Batch: 611065

Client Sample ID: Lab Control Sample
Prep Type: Total/NA
Prep Batch: 610865

Analyte	Spike Added	LCS Result	LCS Qualifier	Unit	D	%Rec	%Rec. Limits
Arsenic	1.00	1.05		mg/L		105	80 - 120
Barium	1.00	0.992	J	mg/L		99	80 - 120
Cadmium	1.00	1.01		mg/L		101	80 - 120
Chromium	1.00	0.996		mg/L		100	80 - 120

Method: 6010C - Metals (ICP) (Continued)

Lab Sample ID: LCS 480-610865/3-A
Matrix: Solid
Analysis Batch: 611065

Client Sample ID: Lab Control Sample
Prep Type: Total/NA
Prep Batch: 610865

Analyte	Spike Added	LCS Result	LCS Qualifier	Unit	D	%Rec	%Rec. Limits
Lead	1.00	0.978		mg/L		98	80 - 120
Selenium	1.00	1.04		mg/L		104	80 - 120
Silver	1.00	0.999		mg/L		100	80 - 120

Lab Sample ID: MB 480-611074/2-A
Matrix: Solid
Analysis Batch: 611215

Client Sample ID: Method Blank
Prep Type: Total/NA
Prep Batch: 611074

Analyte	MB Result	MB Qualifier	RL	MDL	Unit	D	Prepared	Analyzed	Dil Fac
Arsenic	0.015	U	0.015	0.0056	mg/L		01/07/22 11:22	01/07/22 22:16	1
Barium	1.0	U	1.0	0.10	mg/L		01/07/22 11:22	01/07/22 22:16	1
Cadmium	0.0020	U	0.0020	0.00050	mg/L		01/07/22 11:22	01/07/22 22:16	1
Chromium	0.020	U	0.020	0.010	mg/L		01/07/22 11:22	01/07/22 22:16	1
Lead	0.020	U	0.020	0.0030	mg/L		01/07/22 11:22	01/07/22 22:16	1
Selenium	0.025	U	0.025	0.0087	mg/L		01/07/22 11:22	01/07/22 22:16	1
Silver	0.0060	U	0.0060	0.0017	mg/L		01/07/22 11:22	01/07/22 22:16	1

Lab Sample ID: LCS 480-611074/3-A
Matrix: Solid
Analysis Batch: 611215

Client Sample ID: Lab Control Sample
Prep Type: Total/NA
Prep Batch: 611074

Analyte	Spike Added	LCS Result	LCS Qualifier	Unit	D	%Rec	%Rec. Limits
Arsenic	1.00	1.04		mg/L		104	80 - 120
Barium	1.00	0.938	J	mg/L		94	80 - 120
Cadmium	1.00	0.912		mg/L		91	80 - 120
Chromium	1.00	0.969		mg/L		97	80 - 120
Lead	1.00	0.951		mg/L		95	80 - 120
Selenium	1.00	0.985		mg/L		98	80 - 120
Silver	1.00	0.951		mg/L		95	80 - 120

Lab Sample ID: MB 480-611362/2-A
Matrix: Solid
Analysis Batch: 611501

Client Sample ID: Method Blank
Prep Type: Total/NA
Prep Batch: 611362

Analyte	MB Result	MB Qualifier	RL	MDL	Unit	D	Prepared	Analyzed	Dil Fac
Arsenic	0.015	U	0.015	0.0056	mg/L		01/11/22 11:24	01/11/22 20:48	1
Barium	1.0	U	1.0	0.10	mg/L		01/11/22 11:24	01/11/22 20:48	1
Cadmium	0.0020	U	0.0020	0.00050	mg/L		01/11/22 11:24	01/11/22 20:48	1
Chromium	0.020	U	0.020	0.010	mg/L		01/11/22 11:24	01/11/22 20:48	1
Lead	0.020	U	0.020	0.0030	mg/L		01/11/22 11:24	01/11/22 20:48	1
Selenium	0.025	U	0.025	0.0087	mg/L		01/11/22 11:24	01/11/22 20:48	1
Silver	0.0060	U	0.0060	0.0017	mg/L		01/11/22 11:24	01/11/22 20:48	1

Lab Sample ID: LCS 480-611362/3-A
Matrix: Solid
Analysis Batch: 611501

Client Sample ID: Lab Control Sample
Prep Type: Total/NA
Prep Batch: 611362

Analyte	Spike Added	LCS Result	LCS Qualifier	Unit	D	%Rec	%Rec. Limits
Arsenic	1.00	1.07		mg/L		107	80 - 120
Barium	1.00	0.982	J	mg/L		98	80 - 120

Method: 6010C - Metals (ICP) (Continued)

Lab Sample ID: LCS 480-611362/3-A
Matrix: Solid
Analysis Batch: 611501

Client Sample ID: Lab Control Sample
Prep Type: Total/NA
Prep Batch: 611362

Analyte	Spike Added	LCS Result	LCS Qualifier	Unit	D	%Rec	%Rec. Limits
Cadmium	1.00	1.02		mg/L		102	80 - 120
Chromium	1.00	1.00		mg/L		100	80 - 120
Lead	1.00	1.05		mg/L		105	80 - 120
Selenium	1.00	1.07		mg/L		107	80 - 120
Silver	1.00	1.06		mg/L		106	80 - 120

Lab Sample ID: LB 480-610766/1-C
Matrix: Solid
Analysis Batch: 611065

Client Sample ID: Method Blank
Prep Type: TCLP
Prep Batch: 610865

Analyte	LB Result	LB Qualifier	RL	MDL	Unit	D	Prepared	Analyzed	Dil Fac
Arsenic	0.015	U	0.015	0.0056	mg/L		01/06/22 08:15	01/06/22 14:07	1
Barium	1.0	U	1.0	0.10	mg/L		01/06/22 08:15	01/06/22 14:07	1
Cadmium	0.0020	U	0.0020	0.00050	mg/L		01/06/22 08:15	01/06/22 14:07	1
Chromium	0.020	U	0.020	0.010	mg/L		01/06/22 08:15	01/06/22 14:07	1
Lead	0.00433	J	0.020	0.0030	mg/L		01/06/22 08:15	01/06/22 14:07	1
Selenium	0.025	U	0.025	0.0087	mg/L		01/06/22 08:15	01/06/22 14:07	1
Silver	0.0060	U	0.0060	0.0017	mg/L		01/06/22 08:15	01/06/22 14:07	1

Lab Sample ID: 480-193838-1 MS
Matrix: Solid
Analysis Batch: 611065

Client Sample ID: PF1
Prep Type: TCLP
Prep Batch: 610865

Analyte	Sample Result	Sample Qualifier	Spike Added	MS Result	MS Qualifier	Unit	D	%Rec	%Rec. Limits
Arsenic	0.015	U	1.00	1.08		mg/L		108	75 - 125
Barium	0.48	J	1.00	1.51		mg/L		103	75 - 125
Cadmium	0.0018	J	1.00	1.05		mg/L		104	75 - 125
Chromium	0.020	U	1.00	0.992		mg/L		99	75 - 125
Lead	0.0053	J B	1.00	1.00		mg/L		100	75 - 125
Selenium	0.025	U	1.00	1.08		mg/L		108	75 - 125
Silver	0.0060	U	1.00	1.03		mg/L		103	75 - 125

Lab Sample ID: 480-193838-1 MSD
Matrix: Solid
Analysis Batch: 611065

Client Sample ID: PF1
Prep Type: TCLP
Prep Batch: 610865

Analyte	Sample Result	Sample Qualifier	Spike Added	MSD Result	MSD Qualifier	Unit	D	%Rec	%Rec. Limits	RPD	RPD Limit
Arsenic	0.015	U	1.00	1.07		mg/L		107	75 - 125	1	20
Barium	0.48	J	1.00	1.48		mg/L		100	75 - 125	2	20
Cadmium	0.0018	J	1.00	1.03		mg/L		103	75 - 125	1	20
Chromium	0.020	U	1.00	0.967		mg/L		97	75 - 125	3	20
Lead	0.0053	J B	1.00	0.995		mg/L		99	75 - 125	1	20
Selenium	0.025	U	1.00	1.05		mg/L		105	75 - 125	3	20
Silver	0.0060	U	1.00	1.02		mg/L		102	75 - 125	1	20

Method: 6010C - Metals (ICP) (Continued)

Lab Sample ID: LB 480-610905/1-B
Matrix: Solid
Analysis Batch: 611215

Client Sample ID: Method Blank
Prep Type: TCLP
Prep Batch: 611074

Analyte	LB Result	LB Qualifier	RL	MDL	Unit	D	Prepared	Analyzed	Dil Fac
Arsenic	0.015	U	0.015	0.0056	mg/L		01/07/22 11:22	01/07/22 22:12	1
Barium	1.0	U	1.0	0.10	mg/L		01/07/22 11:22	01/07/22 22:12	1
Cadmium	0.0020	U	0.0020	0.00050	mg/L		01/07/22 11:22	01/07/22 22:12	1
Chromium	0.020	U	0.020	0.010	mg/L		01/07/22 11:22	01/07/22 22:12	1
Lead	0.020	U	0.020	0.0030	mg/L		01/07/22 11:22	01/07/22 22:12	1
Selenium	0.025	U	0.025	0.0087	mg/L		01/07/22 11:22	01/07/22 22:12	1
Silver	0.0060	U	0.0060	0.0017	mg/L		01/07/22 11:22	01/07/22 22:12	1

Lab Sample ID: 480-193838-18 MS
Matrix: Solid
Analysis Batch: 611215

Client Sample ID: PF18
Prep Type: TCLP
Prep Batch: 611074

Analyte	Sample Result	Sample Qualifier	Spike Added	MS Result	MS Qualifier	Unit	D	%Rec	%Rec. Limits		
Arsenic	0.015	U	1.00	1.10		mg/L		110	75 - 125		
Barium	0.33	J	1.00	1.31		mg/L		99	75 - 125		
Cadmium	0.0023		1.00	0.986		mg/L		98	75 - 125		
Chromium	0.020	U	1.00	0.967		mg/L		97	75 - 125		
Lead	0.020	U	1.00	0.998		mg/L		100	75 - 125		
Selenium	0.025	U	1.00	1.07		mg/L		107	75 - 125		
Silver	0.0060	U	1.00	1.05		mg/L		105	75 - 125		

Lab Sample ID: 480-193838-18 MSD
Matrix: Solid
Analysis Batch: 611215

Client Sample ID: PF18
Prep Type: TCLP
Prep Batch: 611074

Analyte	Sample Result	Sample Qualifier	Spike Added	MSD Result	MSD Qualifier	Unit	D	%Rec	%Rec. Limits	RPD	RPD Limit
Arsenic	0.015	U	1.00	1.11		mg/L		111	75 - 125	1	20
Barium	0.33	J	1.00	1.32		mg/L		99	75 - 125	0	20
Cadmium	0.0023		1.00	0.962		mg/L		96	75 - 125	2	20
Chromium	0.020	U	1.00	0.964		mg/L		96	75 - 125	0	20
Lead	0.020	U	1.00	0.988		mg/L		99	75 - 125	1	20
Selenium	0.025	U	1.00	1.06		mg/L		106	75 - 125	1	20
Silver	0.0060	U	1.00	1.02		mg/L		102	75 - 125	3	20

Lab Sample ID: LB 480-610936/1-B
Matrix: Solid
Analysis Batch: 611501

Client Sample ID: Method Blank
Prep Type: TCLP
Prep Batch: 611362

Analyte	LB Result	LB Qualifier	RL	MDL	Unit	D	Prepared	Analyzed	Dil Fac
Arsenic	0.015	U	0.015	0.0056	mg/L		01/11/22 11:24	01/11/22 20:45	1
Barium	1.0	U	1.0	0.10	mg/L		01/11/22 11:24	01/11/22 20:45	1
Cadmium	0.0020	U	0.0020	0.00050	mg/L		01/11/22 11:24	01/11/22 20:45	1
Chromium	0.020	U	0.020	0.010	mg/L		01/11/22 11:24	01/11/22 20:45	1
Lead	0.020	U	0.020	0.0030	mg/L		01/11/22 11:24	01/11/22 20:45	1
Selenium	0.025	U	0.025	0.0087	mg/L		01/11/22 11:24	01/11/22 20:45	1
Silver	0.0060	U	0.0060	0.0017	mg/L		01/11/22 11:24	01/11/22 20:45	1

Method: 6010C - Metals (ICP) (Continued)

Lab Sample ID: 480-193838-35 MS — **Client Sample ID: PF35**
Matrix: Solid — **Prep Type: TCLP**
Analysis Batch: 611501 — **Prep Batch: 611362**

Analyte	Sample Result	Sample Qualifier	Spike Added	MS Result	MS Qualifier	Unit	D	%Rec	%Rec. Limits
Arsenic	0.015	U	1.00	1.01		mg/L		101	75 - 125
Barium	0.62	J	1.00	1.55		mg/L		93	75 - 125
Cadmium	0.0026		1.00	0.983		mg/L		98	75 - 125
Chromium	0.020	U	1.00	0.921		mg/L		92	75 - 125
Lead	0.10		1.00	1.12		mg/L		101	75 - 125
Selenium	0.025	U	1.00	1.03		mg/L		103	75 - 125
Silver	0.0060	U	1.00	1.06		mg/L		106	75 - 125

Lab Sample ID: 480-193838-35 MSD — **Client Sample ID: PF35**
Matrix: Solid — **Prep Type: TCLP**
Analysis Batch: 611501 — **Prep Batch: 611362**

Analyte	Sample Result	Sample Qualifier	Spike Added	MSD Result	MSD Qualifier	Unit	D	%Rec	%Rec. Limits	RPD	RPD Limit
Arsenic	0.015	U	1.00	1.07		mg/L		107	75 - 125	5	20
Barium	0.62	J	1.00	1.60		mg/L		98	75 - 125	3	20
Cadmium	0.0026		1.00	1.02		mg/L		102	75 - 125	4	20
Chromium	0.020	U	1.00	0.963		mg/L		96	75 - 125	5	20
Lead	0.10		1.00	1.16		mg/L		106	75 - 125	4	20
Selenium	0.025	U	1.00	1.10		mg/L		110	75 - 125	7	20
Silver	0.0060	U	1.00	1.10		mg/L		110	75 - 125	4	20

Method: 7470A - TCLP Mercury

Lab Sample ID: MB 480-611087/2-A — **Client Sample ID: Method Blank**
Matrix: Solid — **Prep Type: Total/NA**
Analysis Batch: 611132 — **Prep Batch: 611087**

Analyte	MB Result	MB Qualifier	RL	MDL	Unit	D	Prepared	Analyzed	Dil Fac
Mercury	0.00020	U	0.00020	0.000043	mg/L		01/07/22 12:47	01/07/22 16:33	1

Lab Sample ID: LCS 480-611087/3-A — **Client Sample ID: Lab Control Sample**
Matrix: Solid — **Prep Type: Total/NA**
Analysis Batch: 611132 — **Prep Batch: 611087**

Analyte	Spike Added	LCS Result	LCS Qualifier	Unit	D	%Rec	%Rec. Limits
Mercury	0.00668	0.00625		mg/L		94	80 - 120

Lab Sample ID: MB 480-611377/2-A — **Client Sample ID: Method Blank**
Matrix: Solid — **Prep Type: Total/NA**
Analysis Batch: 611421 — **Prep Batch: 611377**

Analyte	MB Result	MB Qualifier	RL	MDL	Unit	D	Prepared	Analyzed	Dil Fac
Mercury	0.00020	U	0.00020	0.000043	mg/L		01/11/22 12:54	01/11/22 16:05	1

Lab Sample ID: LCS 480-611377/3-A — **Client Sample ID: Lab Control Sample**
Matrix: Solid — **Prep Type: Total/NA**
Analysis Batch: 611421 — **Prep Batch: 611377**

Analyte	Spike Added	LCS Result	LCS Qualifier	Unit	D	%Rec	%Rec. Limits
Mercury	0.00668	0.00593		mg/L		89	80 - 120

Method: 7470A - TCLP Mercury

Lab Sample ID: MB 480-611516/2-A — **Client Sample ID: Method Blank**
Matrix: Solid — **Prep Type: Total/NA**
Analysis Batch: 611585 — **Prep Batch: 611516**

Analyte	MB Result	MB Qualifier	RL	MDL	Unit	D	Prepared	Analyzed	Dil Fac
Mercury	0.00020	U	0.00020	0.000043	mg/L		01/12/22 13:35	01/12/22 16:15	1

Lab Sample ID: LCS 480-611516/3-A — **Client Sample ID: Lab Control Sample**
Matrix: Solid — **Prep Type: Total/NA**
Analysis Batch: 611585 — **Prep Batch: 611516**

Analyte	Spike Added	LCS Result	LCS Qualifier	Unit	D	%Rec	%Rec. Limits
Mercury	0.00668	0.00647		mg/L		97	80 - 120

Lab Sample ID: LCSD 480-611516/4-A — **Client Sample ID: Lab Control Sample Dup**
Matrix: Solid — **Prep Type: Total/NA**
Analysis Batch: 611585 — **Prep Batch: 611516**

Analyte	Spike Added	LCSD Result	LCSD Qualifier	Unit	D	%Rec	%Rec. Limits	RPD	RPD Limit
Mercury	0.00668	0.00655		mg/L		98	80 - 120	1	20

Lab Sample ID: LB 480-610905/1-E — **Client Sample ID: Method Blank**
Matrix: Solid — **Prep Type: TCLP**
Analysis Batch: 611132 — **Prep Batch: 611087**

Analyte	LB Result	LB Qualifier	RL	MDL	Unit	D	Prepared	Analyzed	Dil Fac
Mercury	0.00020	U	0.00020	0.000043	mg/L		01/07/22 12:47	01/07/22 16:31	1

Lab Sample ID: 480-193838-18 MS — **Client Sample ID: PF18**
Matrix: Solid — **Prep Type: TCLP**
Analysis Batch: 611132 — **Prep Batch: 611087**

Analyte	Sample Result	Sample Qualifier	Spike Added	MS Result	MS Qualifier	Unit	D	%Rec	%Rec. Limits
Mercury	0.00020	U F1	0.00668	0.00498	F1	mg/L		75	80 - 120

Lab Sample ID: 480-193838-18 MSD — **Client Sample ID: PF18**
Matrix: Solid — **Prep Type: TCLP**
Analysis Batch: 611132 — **Prep Batch: 611087**

Analyte	Sample Result	Sample Qualifier	Spike Added	MSD Result	MSD Qualifier	Unit	D	%Rec	%Rec. Limits	RPD	RPD Limit
Mercury	0.00020	U F1	0.00668	0.00500	F1	mg/L		75	80 - 120	0	20

Lab Sample ID: LB 480-610936/1-D — **Client Sample ID: Method Blank**
Matrix: Solid — **Prep Type: TCLP**
Analysis Batch: 611421 — **Prep Batch: 611377**

Analyte	LB Result	LB Qualifier	RL	MDL	Unit	D	Prepared	Analyzed	Dil Fac
Mercury	0.00020	U	0.00020	0.000043	mg/L		01/11/22 12:54	01/11/22 16:03	1

Lab Sample ID: 480-193838-35 MS — **Client Sample ID: PF35**
Matrix: Solid — **Prep Type: TCLP**
Analysis Batch: 611421 — **Prep Batch: 611377**

Analyte	Sample Result	Sample Qualifier	Spike Added	MS Result	MS Qualifier	Unit	D	%Rec	%Rec. Limits
Mercury	0.00020	U	0.00668	0.00557		mg/L		83	80 - 120

Method: 7470A - TCLP Mercury

Lab Sample ID: 480-193838-35 MSD — **Client Sample ID: PF35**
Matrix: Solid — **Prep Type: TCLP**
Analysis Batch: 611421 — **Prep Batch: 611377**

Analyte	Sample Result	Sample Qualifier	Spike Added	MSD Result	MSD Qualifier	Unit	D	%Rec	%Rec. Limits	RPD	RPD Limit
Mercury	0.00020	U	0.00668	0.00532		mg/L		80	80 - 120	5	20

Lab Sample ID: LB 480-610766/1-H — **Client Sample ID: Method Blank**
Matrix: Solid — **Prep Type: TCLP**
Analysis Batch: 611585 — **Prep Batch: 611516**

Analyte	LB Result	LB Qualifier	RL	MDL	Unit	D	Prepared	Analyzed	Dil Fac
Mercury	0.00020	U	0.00020	0.000043	mg/L		01/12/22 13:35	01/12/22 16:13	1

Method: 1010A - Ignitability, Pensky-Martens Closed-Cup Method

Lab Sample ID: LCS 480-611027/1 — **Client Sample ID: Lab Control Sample**
Matrix: Solid — **Prep Type: Total/NA**
Analysis Batch: 611027

Analyte			Spike Added	LCS Result	LCS Qualifier	Unit	D	%Rec	%Rec. Limits		
Flashpoint			81.0	80.00		Degrees F		99	97.5 - 102.5		

Lab Sample ID: 480-193838-28 DU — **Client Sample ID: PF28**
Matrix: Solid — **Prep Type: Total/NA**
Analysis Batch: 611027

Analyte	Sample Result	Sample Qualifier		DU Result	DU Qualifier	Unit	D			RPD	RPD Limit
Flashpoint	>180			>180.0		Degrees F				NC	10

Lab Sample ID: LCS 480-611028/1 — **Client Sample ID: Lab Control Sample**
Matrix: Solid — **Prep Type: Total/NA**
Analysis Batch: 611028

Analyte			Spike Added	LCS Result	LCS Qualifier	Unit	D	%Rec	%Rec. Limits		
Flashpoint			81.0	79.00		Degrees F		98	97.5 - 102.5		

Lab Sample ID: 480-193838-31 DU — **Client Sample ID: PF31**
Matrix: Solid — **Prep Type: Total/NA**
Analysis Batch: 611028

Analyte	Sample Result	Sample Qualifier		DU Result	DU Qualifier	Unit	D			RPD	RPD Limit
Flashpoint	>175			>175.0		Degrees F				NC	10

Lab Sample ID: LCS 480-611125/1 — **Client Sample ID: Lab Control Sample**
Matrix: Solid — **Prep Type: Total/NA**
Analysis Batch: 611125

Analyte			Spike Added	LCS Result	LCS Qualifier	Unit	D	%Rec	%Rec. Limits		
Flashpoint			81.0	83.00		Degrees F		102	97.5 - 102.5		

Method: 1010A - Ignitability, Pensky-Martens Closed-Cup Method (Continued)

Lab Sample ID: LCS 480-611128/1 — **Client Sample ID: Lab Control Sample**
Matrix: Solid — **Prep Type: Total/NA**
Analysis Batch: 611128

Analyte			Spike Added	LCS Result	LCS Qualifier	Unit	D	%Rec	%Rec. Limits		
Flashpoint			81.0	83.00		Degrees F		102	97.5 - 102.5		

Lab Sample ID: LCS 480-611411/1 — **Client Sample ID: Lab Control Sample**
Matrix: Solid — **Prep Type: Total/NA**
Analysis Batch: 611411

Analyte			Spike Added	LCS Result	LCS Qualifier	Unit	D	%Rec	%Rec. Limits		
Flashpoint			81.0	82.00		Degrees F		101	97.5 - 102.5		

Lab Sample ID: 480-193838-2 DU — **Client Sample ID: PF2**
Matrix: Solid — **Prep Type: Total/NA**
Analysis Batch: 611411

Analyte	Sample Result	Sample Qualifier		DU Result	DU Qualifier	Unit	D			RPD	RPD Limit
Flashpoint	>180			>180.0		Degrees F				NC	10

Lab Sample ID: LCS 480-611415/1 — **Client Sample ID: Lab Control Sample**
Matrix: Solid — **Prep Type: Total/NA**
Analysis Batch: 611415

Analyte			Spike Added	LCS Result	LCS Qualifier	Unit	D	%Rec	%Rec. Limits		
Flashpoint			81.0	80.00		Degrees F		99	97.5 - 102.5		

Lab Sample ID: 480-193838-1 DU — **Client Sample ID: PF1**
Matrix: Solid — **Prep Type: Total/NA**
Analysis Batch: 611415

Analyte	Sample Result	Sample Qualifier		DU Result	DU Qualifier	Unit	D			RPD	RPD Limit
Flashpoint	>175			>175.0		Degrees F				NC	10

Lab Sample ID: LCS 480-611547/1 — **Client Sample ID: Lab Control Sample**
Matrix: Solid — **Prep Type: Total/NA**
Analysis Batch: 611547

Analyte			Spike Added	LCS Result	LCS Qualifier	Unit	D	%Rec	%Rec. Limits		
Flashpoint			81.0	80.00		Degrees F		99	97.5 - 102.5		

Lab Sample ID: 480-193838-12 DU — **Client Sample ID: PF12**
Matrix: Solid — **Prep Type: Total/NA**
Analysis Batch: 611547

Analyte	Sample Result	Sample Qualifier		DU Result	DU Qualifier	Unit	D			RPD	RPD Limit
Flashpoint	>180			>180.0		Degrees F				NC	10

Method: 1010A - Ignitability, Pensky-Martens Closed-Cup Method (Continued)

Lab Sample ID: LCS 480-611590/1
Matrix: Solid
Analysis Batch: 611590
Client Sample ID: Lab Control Sample
Prep Type: Total/NA

Analyte			Spike Added	LCS Result	LCS Qualifier	Unit	D	%Rec	%Rec. Limits		
Flashpoint			81.0	80.00		Degrees F		99	97.5 - 102.5		

Lab Sample ID: 480-193838-25 DU
Matrix: Solid
Analysis Batch: 611590
Client Sample ID: PF25
Prep Type: Total/NA

Analyte	Sample Result	Sample Qualifier		DU Result	DU Qualifier	Unit	D			RPD	RPD Limit
Flashpoint	>180			>180.0		Degrees F				NC	10

Lab Sample ID: LCS 480-611591/1
Matrix: Solid
Analysis Batch: 611591
Client Sample ID: Lab Control Sample
Prep Type: Total/NA

Analyte			Spike Added	LCS Result	LCS Qualifier	Unit	D	%Rec	%Rec. Limits		
Flashpoint			81.0	80.00		Degrees F		99	97.5 - 102.5		

Method: 9012 - Cyanide, Reactive

Lab Sample ID: MB 480-610888/1-A
Matrix: Solid
Analysis Batch: 610967
Client Sample ID: Method Blank
Prep Type: Total/NA
Prep Batch: 610888

Analyte	MB Result	MB Qualifier	RL	MDL	Unit	D	Prepared	Analyzed	Dil Fac
Cyanide, Reactive	10.0	U	10.0	10.0	mg/Kg		01/05/22 08:30	01/06/22 09:53	1

Lab Sample ID: LCS 480-610888/2-A
Matrix: Solid
Analysis Batch: 610967
Client Sample ID: Lab Control Sample
Prep Type: Total/NA
Prep Batch: 610888

Analyte			Spike Added	LCS Result	LCS Qualifier	Unit	D	%Rec	%Rec. Limits		
Cyanide, Reactive			1000	416.3		mg/Kg		42	10 - 100		

Lab Sample ID: MB 480-610987/1-A
Matrix: Solid
Analysis Batch: 611003
Client Sample ID: Method Blank
Prep Type: Total/NA
Prep Batch: 610987

Analyte	MB Result	MB Qualifier	RL	MDL	Unit	D	Prepared	Analyzed	Dil Fac
Cyanide, Reactive	10.0	U	10.0	10.0	mg/Kg		01/06/22 12:52	01/06/22 13:22	1

Lab Sample ID: LCS 480-610987/2-A
Matrix: Solid
Analysis Batch: 611003
Client Sample ID: Lab Control Sample
Prep Type: Total/NA
Prep Batch: 610987

Analyte			Spike Added	LCS Result	LCS Qualifier	Unit	D	%Rec	%Rec. Limits		
Cyanide, Reactive			1000	301.3		mg/Kg		30	10 - 100		

Method: 9012 - Cyanide, Reactive (Continued)

Lab Sample ID: MB 480-611097/1-A — **Client Sample ID: Method Blank**
Matrix: Solid — **Prep Type: Total/NA**
Analysis Batch: 611131 — **Prep Batch: 611097**

Analyte	MB Result	MB Qualifier	RL	MDL	Unit	D	Prepared	Analyzed	Dil Fac
Cyanide, Reactive	10.0	U	10.0	10.0	mg/Kg		01/07/22 08:30	01/07/22 16:20	1

Lab Sample ID: LCS 480-611097/2-A — **Client Sample ID: Lab Control Sample**
Matrix: Solid — **Prep Type: Total/NA**
Analysis Batch: 611131 — **Prep Batch: 611097**

Analyte	Spike Added	LCS Result	LCS Qualifier	Unit	D	%Rec	%Rec. Limits
Cyanide, Reactive	1000	282.5		mg/Kg		28	10 - 100

Lab Sample ID: 480-193838-19 DU — **Client Sample ID: PF19**
Matrix: Solid — **Prep Type: Total/NA**
Analysis Batch: 611131 — **Prep Batch: 611097**

Analyte	Sample Result	Sample Qualifier	DU Result	DU Qualifier	Unit	D	RPD	RPD Limit
Cyanide, Reactive	10	U	9.9	U	mg/Kg		NC	20

Lab Sample ID: MB 480-611280/1-A — **Client Sample ID: Method Blank**
Matrix: Solid — **Prep Type: Total/NA**
Analysis Batch: 611397 — **Prep Batch: 611280**

Analyte	MB Result	MB Qualifier	RL	MDL	Unit	D	Prepared	Analyzed	Dil Fac
Cyanide, Reactive	10.0	U	10.0	10.0	mg/Kg		01/10/22 09:00	01/11/22 11:43	1

Lab Sample ID: LCS 480-611280/2-A — **Client Sample ID: Lab Control Sample**
Matrix: Solid — **Prep Type: Total/NA**
Analysis Batch: 611397 — **Prep Batch: 611280**

Analyte	Spike Added	LCS Result	LCS Qualifier	Unit	D	%Rec	%Rec. Limits
Cyanide, Reactive	1000	250	U	mg/Kg		23	10 - 100

Method: 9034 - Sulfide, Reactive

Lab Sample ID: MB 480-610885/1-A — **Client Sample ID: Method Blank**
Matrix: Solid — **Prep Type: Total/NA**
Analysis Batch: 610886 — **Prep Batch: 610885**

Analyte	MB Result	MB Qualifier	RL	MDL	Unit	D	Prepared	Analyzed	Dil Fac
Sulfide, Reactive	10.0	U	10.0	10.0	mg/Kg		01/05/22 08:30	01/05/22 13:30	1

Lab Sample ID: LCS 480-610885/2-A — **Client Sample ID: Lab Control Sample**
Matrix: Solid — **Prep Type: Total/NA**
Analysis Batch: 610886 — **Prep Batch: 610885**

Analyte	Spike Added	LCS Result	LCS Qualifier	Unit	D	%Rec	%Rec. Limits
Sulfide, Reactive	720	380.7		mg/Kg		53	10 - 100

Method: 9034 - Sulfide, Reactive (Continued)

Lab Sample ID: MB 480-610992/1-A
Matrix: Solid
Analysis Batch: 611057

Client Sample ID: Method Blank
Prep Type: Total/NA
Prep Batch: 610992

Analyte	MB Result	MB Qualifier	RL	MDL	Unit	D	Prepared	Analyzed	Dil Fac
Sulfide, Reactive	10.0	U	10.0	10.0	mg/Kg		01/06/22 12:52	01/06/22 13:00	1

Lab Sample ID: LCS 480-610992/2-A
Matrix: Solid
Analysis Batch: 611057

Client Sample ID: Lab Control Sample
Prep Type: Total/NA
Prep Batch: 610992

Analyte	Spike Added	LCS Result	LCS Qualifier	Unit	D	%Rec	%Rec. Limits
Sulfide, Reactive	1170	420.8		mg/Kg		36	10 - 100

Lab Sample ID: MB 480-611112/1-A
Matrix: Solid
Analysis Batch: 611113

Client Sample ID: Method Blank
Prep Type: Total/NA
Prep Batch: 611112

Analyte	MB Result	MB Qualifier	RL	MDL	Unit	D	Prepared	Analyzed	Dil Fac
Sulfide, Reactive	10.0	U	10.0	10.0	mg/Kg		01/07/22 08:30	01/07/22 14:00	1

Lab Sample ID: LCS 480-611112/2-A
Matrix: Solid
Analysis Batch: 611113

Client Sample ID: Lab Control Sample
Prep Type: Total/NA
Prep Batch: 611112

Analyte	Spike Added	LCS Result	LCS Qualifier	Unit	D	%Rec	%Rec. Limits
Sulfide, Reactive	940	480.9		mg/Kg		51	10 - 100

Lab Sample ID: 480-193838-19 DU
Matrix: Solid
Analysis Batch: 611113

Client Sample ID: PF19
Prep Type: Total/NA
Prep Batch: 611112

Analyte	Sample Result	Sample Qualifier	DU Result	DU Qualifier	Unit	D	RPD	RPD Limit
Sulfide, Reactive	10	U	9.9	U	mg/Kg		NC	20

Lab Sample ID: MB 480-611281/1-A
Matrix: Solid
Analysis Batch: 611284

Client Sample ID: Method Blank
Prep Type: Total/NA
Prep Batch: 611281

Analyte	MB Result	MB Qualifier	RL	MDL	Unit	D	Prepared	Analyzed	Dil Fac
Sulfide, Reactive	10.0	U	10.0	10.0	mg/Kg		01/10/22 09:00	01/10/22 15:18	1

Lab Sample ID: LCS 480-611281/2-A
Matrix: Solid
Analysis Batch: 611284

Client Sample ID: Lab Control Sample
Prep Type: Total/NA
Prep Batch: 611281

Analyte	Spike Added	LCS Result	LCS Qualifier	Unit	D	%Rec	%Rec. Limits
Sulfide, Reactive	940	741.4		mg/Kg		79	10 - 100

Method: 9045C - pH

Lab Sample ID: LCS 480-610898/1 — **Client Sample ID: Lab Control Sample**
Matrix: Solid — **Prep Type: Total/NA**
Analysis Batch: 610898

Analyte			Spike Added	LCS Result	LCS Qualifier	Unit	D	%Rec	%Rec. Limits		
pH			7.00	7.1		SU		101	99 - 101		

Lab Sample ID: 480-193838-1 DU — **Client Sample ID: PF1**
Matrix: Solid — **Prep Type: Total/NA**
Analysis Batch: 610898

Analyte	Sample Result	Sample Qualifier		DU Result	DU Qualifier	Unit	D			RPD	RPD Limit
pH	7.0	HF		7.1		SU				0.7	5
Temperature	19.0	HF		19.1		Degrees C				0.5	10

Lab Sample ID: 480-193838-9 DU — **Client Sample ID: PF9**
Matrix: Solid — **Prep Type: Total/NA**
Analysis Batch: 610898

Analyte	Sample Result	Sample Qualifier		DU Result	DU Qualifier	Unit	D			RPD	RPD Limit
pH	6.8	HF		6.8		SU				0.1	5
Temperature	18.7	HF		18.8		Degrees C				0.5	10

Lab Sample ID: LCS 480-610990/1 — **Client Sample ID: Lab Control Sample**
Matrix: Solid — **Prep Type: Total/NA**
Analysis Batch: 610990

Analyte			Spike Added	LCS Result	LCS Qualifier	Unit	D	%Rec	%Rec. Limits		
pH			7.00	7.0		SU		101	99 - 101		

Lab Sample ID: 480-193838-17 DU — **Client Sample ID: PF17**
Matrix: Solid — **Prep Type: Total/NA**
Analysis Batch: 610990

Analyte	Sample Result	Sample Qualifier		DU Result	DU Qualifier	Unit	D			RPD	RPD Limit
pH	8.1	HF		8.0		SU				1	5
Temperature	20.2	HF		20.1		Degrees C				0.5	10

Lab Sample ID: LCS 480-611136/1 — **Client Sample ID: Lab Control Sample**
Matrix: Solid — **Prep Type: Total/NA**
Analysis Batch: 611136

Analyte			Spike Added	LCS Result	LCS Qualifier	Unit	D	%Rec	%Rec. Limits		
pH			7.00	7.0		SU		100	99 - 101		

GC/MS VOA

Leach Batch: 610787

Lab Sample ID	Client Sample ID	Prep Type	Matrix	Method	Prep Batch
480-193838-1	PF1	TCLP	Solid	1311	
480-193838-2	PF2	TCLP	Solid	1311	
480-193838-3	PF3	TCLP	Solid	1311	
480-193838-4	PF4	TCLP	Solid	1311	
480-193838-5	PF5	TCLP	Solid	1311	
LB 480-610787/1-A	Method Blank	TCLP	Solid	1311	

Analysis Batch: 610929

Lab Sample ID	Client Sample ID	Prep Type	Matrix	Method	Prep Batch
480-193838-1	PF1	TCLP	Solid	8260C	610787
480-193838-2	PF2	TCLP	Solid	8260C	610787
480-193838-3	PF3	TCLP	Solid	8260C	610787
480-193838-4	PF4	TCLP	Solid	8260C	610787
480-193838-5	PF5	TCLP	Solid	8260C	610787
LB 480-610787/1-A	Method Blank	TCLP	Solid	8260C	610787
MB 480-610929/8	Method Blank	Total/NA	Solid	8260C	
LCS 480-610929/6	Lab Control Sample	Total/NA	Solid	8260C	

Leach Batch: 610945

Lab Sample ID	Client Sample ID	Prep Type	Matrix	Method	Prep Batch
480-193838-6	PF6	TCLP	Solid	1311	
480-193838-7	PF7	TCLP	Solid	1311	
480-193838-8	PF8	TCLP	Solid	1311	
480-193838-9	PF9	TCLP	Solid	1311	
480-193838-10	PF10	TCLP	Solid	1311	
480-193838-11	PF11	TCLP	Solid	1311	
480-193838-12	PF12	TCLP	Solid	1311	
480-193838-13	PF13	TCLP	Solid	1311	
480-193838-14	PF14	TCLP	Solid	1311	
480-193838-15	PF15	TCLP	Solid	1311	
480-193838-16	PF16	TCLP	Solid	1311	
480-193838-17	PF17	TCLP	Solid	1311	
480-193838-18	PF18	TCLP	Solid	1311	
480-193838-19	PF19	TCLP	Solid	1311	
480-193838-20	PF20	TCLP	Solid	1311	
480-193838-21	PF21	TCLP	Solid	1311	
480-193838-22	PF22	TCLP	Solid	1311	
LB 480-610945/1-A	Method Blank	TCLP	Solid	1311	

Analysis Batch: 611172

Lab Sample ID	Client Sample ID	Prep Type	Matrix	Method	Prep Batch
480-193838-6	PF6	TCLP	Solid	8260C	610945
480-193838-7	PF7	TCLP	Solid	8260C	610945
480-193838-8	PF8	TCLP	Solid	8260C	610945
480-193838-9	PF9	TCLP	Solid	8260C	610945
480-193838-10	PF10	TCLP	Solid	8260C	610945
480-193838-11	PF11	TCLP	Solid	8260C	610945
480-193838-12	PF12	TCLP	Solid	8260C	610945
480-193838-13	PF13	TCLP	Solid	8260C	610945
480-193838-14	PF14	TCLP	Solid	8260C	610945
LB 480-610945/1-A	Method Blank	TCLP	Solid	8260C	610945

GC/MS VOA (Continued)

Analysis Batch: 611172 (Continued)

Lab Sample ID	Client Sample ID	Prep Type	Matrix	Method	Prep Batch
MB 480-611172/8	Method Blank	Total/NA	Solid	8260C	
LCS 480-611172/6	Lab Control Sample	Total/NA	Solid	8260C	

Leach Batch: 611186

Lab Sample ID	Client Sample ID	Prep Type	Matrix	Method	Prep Batch
480-193838-23	PF23	TCLP	Solid	1311	
480-193838-24	PF24	TCLP	Solid	1311	
480-193838-25	PF25	TCLP	Solid	1311	
480-193838-26	PF26	TCLP	Solid	1311	
480-193838-27	PF27	TCLP	Solid	1311	
480-193838-28	PF28	TCLP	Solid	1311	
480-193838-29	PF29	TCLP	Solid	1311	
480-193838-30	PF30	TCLP	Solid	1311	
480-193838-31	PF31	TCLP	Solid	1311	
480-193838-32	PF32	TCLP	Solid	1311	
480-193838-33	PF33	TCLP	Solid	1311	
480-193838-34	PF34	TCLP	Solid	1311	
480-193838-35	PF35	TCLP	Solid	1311	
480-193838-36	PF36	TCLP	Solid	1311	
LB 480-611186/1-A	Method Blank	TCLP	Solid	1311	

Analysis Batch: 611306

Lab Sample ID	Client Sample ID	Prep Type	Matrix	Method	Prep Batch
480-193838-15	PF15	TCLP	Solid	8260C	610945
480-193838-16	PF16	TCLP	Solid	8260C	610945
480-193838-17	PF17	TCLP	Solid	8260C	610945
480-193838-18	PF18	TCLP	Solid	8260C	610945
480-193838-19	PF19	TCLP	Solid	8260C	610945
480-193838-20	PF20	TCLP	Solid	8260C	610945
480-193838-21	PF21	TCLP	Solid	8260C	610945
480-193838-22	PF22	TCLP	Solid	8260C	610945
MB 480-611306/7	Method Blank	Total/NA	Solid	8260C	
LCS 480-611306/5	Lab Control Sample	Total/NA	Solid	8260C	

Analysis Batch: 611328

Lab Sample ID	Client Sample ID	Prep Type	Matrix	Method	Prep Batch
480-193838-23	PF23	TCLP	Solid	8260C	611186
480-193838-24	PF24	TCLP	Solid	8260C	611186
480-193838-25	PF25	TCLP	Solid	8260C	611186
480-193838-26	PF26	TCLP	Solid	8260C	611186
480-193838-27	PF27	TCLP	Solid	8260C	611186
480-193838-28	PF28	TCLP	Solid	8260C	611186
480-193838-29	PF29	TCLP	Solid	8260C	611186
480-193838-30	PF30	TCLP	Solid	8260C	611186
480-193838-31	PF31	TCLP	Solid	8260C	611186
480-193838-32	PF32	TCLP	Solid	8260C	611186
480-193838-33	PF33	TCLP	Solid	8260C	611186
480-193838-34	PF34	TCLP	Solid	8260C	611186
480-193838-35	PF35	TCLP	Solid	8260C	611186
480-193838-36	PF36	TCLP	Solid	8260C	611186
LB 480-611186/1-A	Method Blank	TCLP	Solid	8260C	611186

GC/MS VOA (Continued)

Analysis Batch: 611328 (Continued)

Lab Sample ID	Client Sample ID	Prep Type	Matrix	Method	Prep Batch
MB 480-611328/7	Method Blank	Total/NA	Solid	8260C	
LCS 480-611328/5	Lab Control Sample	Total/NA	Solid	8260C	

GC/MS Semi VOA

Leach Batch: 610766

Lab Sample ID	Client Sample ID	Prep Type	Matrix	Method	Prep Batch
480-193838-1	PF1	TCLP	Solid	1311	
480-193838-2	PF2	TCLP	Solid	1311	
480-193838-3	PF3	TCLP	Solid	1311	
480-193838-4	PF4	TCLP	Solid	1311	
480-193838-5	PF5	TCLP	Solid	1311	
LB 480-610766/1-D	Method Blank	TCLP	Solid	1311	

Prep Batch: 610890

Lab Sample ID	Client Sample ID	Prep Type	Matrix	Method	Prep Batch
480-193838-1	PF1	TCLP	Solid	3510C	610766
480-193838-2	PF2	TCLP	Solid	3510C	610766
480-193838-3	PF3	TCLP	Solid	3510C	610766
480-193838-4	PF4	TCLP	Solid	3510C	610766
480-193838-5	PF5	TCLP	Solid	3510C	610766
LB 480-610766/1-D	Method Blank	TCLP	Solid	3510C	610766
MB 480-610890/1-A	Method Blank	Total/NA	Solid	3510C	
LCS 480-610890/2-A	Lab Control Sample	Total/NA	Solid	3510C	
LCSD 480-610890/3-A	Lab Control Sample Dup	Total/NA	Solid	3510C	

Leach Batch: 610905

Lab Sample ID	Client Sample ID	Prep Type	Matrix	Method	Prep Batch
480-193838-6	PF6	TCLP	Solid	1311	
480-193838-7	PF7	TCLP	Solid	1311	
480-193838-8	PF8	TCLP	Solid	1311	
480-193838-9	PF9	TCLP	Solid	1311	
480-193838-10	PF10	TCLP	Solid	1311	
480-193838-11	PF11	TCLP	Solid	1311	
480-193838-12	PF12	TCLP	Solid	1311	
480-193838-13	PF13	TCLP	Solid	1311	
480-193838-14	PF14	TCLP	Solid	1311	
480-193838-15	PF15	TCLP	Solid	1311	
480-193838-16	PF16	TCLP	Solid	1311	
480-193838-17	PF17	TCLP	Solid	1311	
480-193838-18	PF18	TCLP	Solid	1311	
480-193838-19	PF19	TCLP	Solid	1311	
480-193838-20	PF20	TCLP	Solid	1311	
480-193838-21	PF21	TCLP	Solid	1311	
480-193838-22	PF22	TCLP	Solid	1311	
LB 480-610905/1-F	Method Blank	TCLP	Solid	1311	

Leach Batch: 610936

Lab Sample ID	Client Sample ID	Prep Type	Matrix	Method	Prep Batch
480-193838-23	PF23	TCLP	Solid	1311	
480-193838-24	PF24	TCLP	Solid	1311	

GC/MS Semi VOA (Continued)

Leach Batch: 610936 (Continued)

Lab Sample ID	Client Sample ID	Prep Type	Matrix	Method	Prep Batch
480-193838-25	PF25	TCLP	Solid	1311	
480-193838-26	PF26	TCLP	Solid	1311	
480-193838-27	PF27	TCLP	Solid	1311	
480-193838-28	PF28	TCLP	Solid	1311	
480-193838-29	PF29	TCLP	Solid	1311	
480-193838-30	PF30	TCLP	Solid	1311	
480-193838-31	PF31	TCLP	Solid	1311	
480-193838-32	PF32	TCLP	Solid	1311	
480-193838-33	PF33	TCLP	Solid	1311	
480-193838-34	PF34	TCLP	Solid	1311	
480-193838-35	PF35	TCLP	Solid	1311	
480-193838-36	PF36	TCLP	Solid	1311	
LB 480-610936/1-F	Method Blank	TCLP	Solid	1311	

Analysis Batch: 610941

Lab Sample ID	Client Sample ID	Prep Type	Matrix	Method	Prep Batch
480-193838-1	PF1	TCLP	Solid	8270D	610890
480-193838-2	PF2	TCLP	Solid	8270D	610890
480-193838-3	PF3	TCLP	Solid	8270D	610890
480-193838-4	PF4	TCLP	Solid	8270D	610890
480-193838-5	PF5	TCLP	Solid	8270D	610890
LB 480-610766/1-D	Method Blank	TCLP	Solid	8270D	610890
MB 480-610890/1-A	Method Blank	Total/NA	Solid	8270D	610890
LCS 480-610890/2-A	Lab Control Sample	Total/NA	Solid	8270D	610890
LCSD 480-610890/3-A	Lab Control Sample Dup	Total/NA	Solid	8270D	610890

Prep Batch: 611108

Lab Sample ID	Client Sample ID	Prep Type	Matrix	Method	Prep Batch
480-193838-6	PF6	TCLP	Solid	3510C	610905
480-193838-7	PF7	TCLP	Solid	3510C	610905
480-193838-8	PF8	TCLP	Solid	3510C	610905
480-193838-9	PF9	TCLP	Solid	3510C	610905
480-193838-10	PF10	TCLP	Solid	3510C	610905
480-193838-11	PF11	TCLP	Solid	3510C	610905
480-193838-12	PF12	TCLP	Solid	3510C	610905
480-193838-13	PF13	TCLP	Solid	3510C	610905
480-193838-14	PF14	TCLP	Solid	3510C	610905
480-193838-15	PF15	TCLP	Solid	3510C	610905
480-193838-16	PF16	TCLP	Solid	3510C	610905
480-193838-17	PF17	TCLP	Solid	3510C	610905
480-193838-18	PF18	TCLP	Solid	3510C	610905
480-193838-19	PF19	TCLP	Solid	3510C	610905
480-193838-20	PF20	TCLP	Solid	3510C	610905
480-193838-21	PF21	TCLP	Solid	3510C	610905
480-193838-22	PF22	TCLP	Solid	3510C	610905
LB 480-610905/1-F	Method Blank	TCLP	Solid	3510C	610905
MB 480-611108/1-A	Method Blank	Total/NA	Solid	3510C	
LCS 480-611108/2-A	Lab Control Sample	Total/NA	Solid	3510C	
LCSD 480-611108/3-A	Lab Control Sample Dup	Total/NA	Solid	3510C	

GC/MS Semi VOA

Analysis Batch: 611227

Lab Sample ID	Client Sample ID	Prep Type	Matrix	Method	Prep Batch
480-193838-6	PF6	TCLP	Solid	8270D	611108
480-193838-7	PF7	TCLP	Solid	8270D	611108
480-193838-8	PF8	TCLP	Solid	8270D	611108
480-193838-9	PF9	TCLP	Solid	8270D	611108
480-193838-10	PF10	TCLP	Solid	8270D	611108
480-193838-11	PF11	TCLP	Solid	8270D	611108
480-193838-12	PF12	TCLP	Solid	8270D	611108
480-193838-13	PF13	TCLP	Solid	8270D	611108
480-193838-14	PF14	TCLP	Solid	8270D	611108
480-193838-15	PF15	TCLP	Solid	8270D	611108
480-193838-16	PF16	TCLP	Solid	8270D	611108
480-193838-17	PF17	TCLP	Solid	8270D	611108
480-193838-18	PF18	TCLP	Solid	8270D	611108
480-193838-19	PF19	TCLP	Solid	8270D	611108
480-193838-20	PF20	TCLP	Solid	8270D	611108
480-193838-21	PF21	TCLP	Solid	8270D	611108
480-193838-22	PF22	TCLP	Solid	8270D	611108
LB 480-610905/1-F	Method Blank	TCLP	Solid	8270D	611108
MB 480-611108/1-A	Method Blank	Total/NA	Solid	8270D	611108
LCS 480-611108/2-A	Lab Control Sample	Total/NA	Solid	8270D	611108
LCSD 480-611108/3-A	Lab Control Sample Dup	Total/NA	Solid	8270D	611108

Prep Batch: 611461

Lab Sample ID	Client Sample ID	Prep Type	Matrix	Method	Prep Batch
480-193838-23	PF23	TCLP	Solid	3510C	610936
480-193838-24	PF24	TCLP	Solid	3510C	610936
480-193838-25	PF25	TCLP	Solid	3510C	610936
480-193838-26	PF26	TCLP	Solid	3510C	610936
480-193838-27	PF27	TCLP	Solid	3510C	610936
480-193838-28	PF28	TCLP	Solid	3510C	610936
480-193838-29	PF29	TCLP	Solid	3510C	610936
480-193838-30	PF30	TCLP	Solid	3510C	610936
480-193838-31	PF31	TCLP	Solid	3510C	610936
480-193838-32	PF32	TCLP	Solid	3510C	610936
480-193838-33	PF33	TCLP	Solid	3510C	610936
480-193838-34	PF34	TCLP	Solid	3510C	610936
480-193838-35	PF35	TCLP	Solid	3510C	610936
480-193838-36	PF36	TCLP	Solid	3510C	610936
LB 480-610936/1-F	Method Blank	TCLP	Solid	3510C	610936
MB 480-611461/1-A	Method Blank	Total/NA	Solid	3510C	
LCS 480-611461/2-A	Lab Control Sample	Total/NA	Solid	3510C	
LCSD 480-611461/3-A	Lab Control Sample Dup	Total/NA	Solid	3510C	

Analysis Batch: 611536

Lab Sample ID	Client Sample ID	Prep Type	Matrix	Method	Prep Batch
480-193838-23	PF23	TCLP	Solid	8270D	611461
480-193838-24	PF24	TCLP	Solid	8270D	611461
480-193838-25	PF25	TCLP	Solid	8270D	611461
480-193838-26	PF26	TCLP	Solid	8270D	611461
480-193838-27	PF27	TCLP	Solid	8270D	611461
480-193838-28	PF28	TCLP	Solid	8270D	611461

GC/MS Semi VOA (Continued)

Analysis Batch: 611536 (Continued)

Lab Sample ID	Client Sample ID	Prep Type	Matrix	Method	Prep Batch
480-193838-29	PF29	TCLP	Solid	8270D	611461
480-193838-30	PF30	TCLP	Solid	8270D	611461
480-193838-31	PF31	TCLP	Solid	8270D	611461
480-193838-32	PF32	TCLP	Solid	8270D	611461
480-193838-33	PF33	TCLP	Solid	8270D	611461
480-193838-34	PF34	TCLP	Solid	8270D	611461
480-193838-35	PF35	TCLP	Solid	8270D	611461
480-193838-36	PF36	TCLP	Solid	8270D	611461
LB 480-610936/1-F	Method Blank	TCLP	Solid	8270D	611461
MB 480-611461/1-A	Method Blank	Total/NA	Solid	8270D	611461
LCS 480-611461/2-A	Lab Control Sample	Total/NA	Solid	8270D	611461
LCSD 480-611461/3-A	Lab Control Sample Dup	Total/NA	Solid	8270D	611461

GC VOA

Prep Batch: 610683

Lab Sample ID	Client Sample ID	Prep Type	Matrix	Method	Prep Batch
480-193838-1	PF1	Total/NA	Solid	5035A_H	
480-193838-2	PF2	Total/NA	Solid	5035A_H	
480-193838-3	PF3	Total/NA	Solid	5035A_H	
480-193838-4	PF4	Total/NA	Solid	5035A_H	
480-193838-5	PF5	Total/NA	Solid	5035A_H	
480-193838-6	PF6	Total/NA	Solid	5035A_H	
480-193838-7	PF7	Total/NA	Solid	5035A_H	
480-193838-8	PF8	Total/NA	Solid	5035A_H	
480-193838-9	PF9	Total/NA	Solid	5035A_H	
480-193838-10	PF10	Total/NA	Solid	5035A_H	
480-193838-11	PF11	Total/NA	Solid	5035A_H	
480-193838-12	PF12	Total/NA	Solid	5035A_H	
480-193838-13	PF13	Total/NA	Solid	5035A_H	
480-193838-14	PF14	Total/NA	Solid	5035A_H	
480-193838-15	PF15	Total/NA	Solid	5035A_H	
480-193838-16	PF16	Total/NA	Solid	5035A_H	
480-193838-17	PF17	Total/NA	Solid	5035A_H	
MB 480-610683/1-A	Method Blank	Total/NA	Solid	5035A_H	
LCS 480-610683/2-A	Lab Control Sample	Total/NA	Solid	5035A_H	

Analysis Batch: 610704

Lab Sample ID	Client Sample ID	Prep Type	Matrix	Method	Prep Batch
480-193838-1	PF1	Total/NA	Solid	8015D	610683
480-193838-2	PF2	Total/NA	Solid	8015D	610683
480-193838-3	PF3	Total/NA	Solid	8015D	610683
480-193838-4	PF4	Total/NA	Solid	8015D	610683
480-193838-5	PF5	Total/NA	Solid	8015D	610683
480-193838-6	PF6	Total/NA	Solid	8015D	610683
480-193838-7	PF7	Total/NA	Solid	8015D	610683
480-193838-8	PF8	Total/NA	Solid	8015D	610683
480-193838-9	PF9	Total/NA	Solid	8015D	610683
480-193838-10	PF10	Total/NA	Solid	8015D	610683
480-193838-11	PF11	Total/NA	Solid	8015D	610683
480-193838-12	PF12	Total/NA	Solid	8015D	610683

GC VOA (Continued)

Analysis Batch: 610704 (Continued)

Lab Sample ID	Client Sample ID	Prep Type	Matrix	Method	Prep Batch
480-193838-13	PF13	Total/NA	Solid	8015D	610683
480-193838-14	PF14	Total/NA	Solid	8015D	610683
480-193838-15	PF15	Total/NA	Solid	8015D	610683
480-193838-16	PF16	Total/NA	Solid	8015D	610683
480-193838-17	PF17	Total/NA	Solid	8015D	610683
MB 480-610683/1-A	Method Blank	Total/NA	Solid	8015D	610683
LCS 480-610683/2-A	Lab Control Sample	Total/NA	Solid	8015D	610683

Prep Batch: 610919

Lab Sample ID	Client Sample ID	Prep Type	Matrix	Method	Prep Batch
480-193838-18	PF18	Total/NA	Solid	5035A_H	
480-193838-19	PF19	Total/NA	Solid	5035A_H	
480-193838-20	PF20	Total/NA	Solid	5035A_H	
480-193838-21	PF21	Total/NA	Solid	5035A_H	
480-193838-22	PF22	Total/NA	Solid	5035A_H	
480-193838-23	PF23	Total/NA	Solid	5035A_H	
480-193838-24	PF24	Total/NA	Solid	5035A_H	
480-193838-25	PF25	Total/NA	Solid	5035A_H	
480-193838-26	PF26	Total/NA	Solid	5035A_H	
480-193838-27	PF27	Total/NA	Solid	5035A_H	
480-193838-28	PF28	Total/NA	Solid	5035A_H	
480-193838-29	PF29	Total/NA	Solid	5035A_H	
480-193838-30	PF30	Total/NA	Solid	5035A_H	
480-193838-31	PF31	Total/NA	Solid	5035A_H	
480-193838-32	PF32	Total/NA	Solid	5035A_H	
480-193838-33	PF33	Total/NA	Solid	5035A_H	
480-193838-34	PF34	Total/NA	Solid	5035A_H	
480-193838-35	PF35	Total/NA	Solid	5035A_H	
480-193838-36	PF36	Total/NA	Solid	5035A_H	
MB 480-610919/1-A	Method Blank	Total/NA	Solid	5035A_H	
LCS 480-610919/2-A	Lab Control Sample	Total/NA	Solid	5035A_H	
480-193838-18 MS	PF18	Total/NA	Solid	5035A_H	
480-193838-18 MSD	PF18	Total/NA	Solid	5035A_H	

Analysis Batch: 610933

Lab Sample ID	Client Sample ID	Prep Type	Matrix	Method	Prep Batch
480-193838-18	PF18	Total/NA	Solid	8015D	610919
480-193838-19	PF19	Total/NA	Solid	8015D	610919
480-193838-20	PF20	Total/NA	Solid	8015D	610919
480-193838-21	PF21	Total/NA	Solid	8015D	610919
480-193838-22	PF22	Total/NA	Solid	8015D	610919
480-193838-23	PF23	Total/NA	Solid	8015D	610919
480-193838-24	PF24	Total/NA	Solid	8015D	610919
480-193838-25	PF25	Total/NA	Solid	8015D	610919
480-193838-26	PF26	Total/NA	Solid	8015D	610919
480-193838-27	PF27	Total/NA	Solid	8015D	610919
480-193838-28	PF28	Total/NA	Solid	8015D	610919
480-193838-29	PF29	Total/NA	Solid	8015D	610919
480-193838-30	PF30	Total/NA	Solid	8015D	610919
480-193838-31	PF31	Total/NA	Solid	8015D	610919
480-193838-32	PF32	Total/NA	Solid	8015D	610919

GC VOA (Continued)

Analysis Batch: 610933 (Continued)

Lab Sample ID	Client Sample ID	Prep Type	Matrix	Method	Prep Batch
480-193838-33	PF33	Total/NA	Solid	8015D	610919
480-193838-34	PF34	Total/NA	Solid	8015D	610919
480-193838-35	PF35	Total/NA	Solid	8015D	610919
480-193838-36	PF36	Total/NA	Solid	8015D	610919
MB 480-610919/1-A	Method Blank	Total/NA	Solid	8015D	610919
LCS 480-610919/2-A	Lab Control Sample	Total/NA	Solid	8015D	610919
480-193838-18 MS	PF18	Total/NA	Solid	8015D	610919
480-193838-18 MSD	PF18	Total/NA	Solid	8015D	610919

GC Semi VOA

Analysis Batch: 610596

Lab Sample ID	Client Sample ID	Prep Type	Matrix	Method	Prep Batch
480-193838-1	PF1	Total/NA	Solid	8015D	610609
480-193838-2	PF2	Total/NA	Solid	8015D	610609
480-193838-3	PF3	Total/NA	Solid	8015D	610609
480-193838-4	PF4	Total/NA	Solid	8015D	610609
480-193838-5	PF5	Total/NA	Solid	8015D	610609
480-193838-6	PF6	Total/NA	Solid	8015D	610609
480-193838-7	PF7	Total/NA	Solid	8015D	610609
480-193838-8	PF8	Total/NA	Solid	8015D	610609
480-193838-9	PF9	Total/NA	Solid	8015D	610609
480-193838-10	PF10	Total/NA	Solid	8015D	610609
480-193838-11	PF11	Total/NA	Solid	8015D	610609
480-193838-12	PF12	Total/NA	Solid	8015D	610609
MB 480-610609/1-A	Method Blank	Total/NA	Solid	8015D	610609
LCS 480-610609/2-A	Lab Control Sample	Total/NA	Solid	8015D	610609

Prep Batch: 610609

Lab Sample ID	Client Sample ID	Prep Type	Matrix	Method	Prep Batch
480-193838-1	PF1	Total/NA	Solid	3550C	
480-193838-2	PF2	Total/NA	Solid	3550C	
480-193838-3	PF3	Total/NA	Solid	3550C	
480-193838-4	PF4	Total/NA	Solid	3550C	
480-193838-5	PF5	Total/NA	Solid	3550C	
480-193838-6	PF6	Total/NA	Solid	3550C	
480-193838-7	PF7	Total/NA	Solid	3550C	
480-193838-8	PF8	Total/NA	Solid	3550C	
480-193838-9	PF9	Total/NA	Solid	3550C	
480-193838-10	PF10	Total/NA	Solid	3550C	
480-193838-11	PF11	Total/NA	Solid	3550C	
480-193838-12	PF12	Total/NA	Solid	3550C	
MB 480-610609/1-A	Method Blank	Total/NA	Solid	3550C	
LCS 480-610609/2-A	Lab Control Sample	Total/NA	Solid	3550C	

Prep Batch: 610615

Lab Sample ID	Client Sample ID	Prep Type	Matrix	Method	Prep Batch
480-193838-12	PF12	Total/NA	Solid	3550C	
480-193838-13	PF13	Total/NA	Solid	3550C	
480-193838-14	PF14	Total/NA	Solid	3550C	
480-193838-15	PF15	Total/NA	Solid	3550C	

GC Semi VOA (Continued)

Prep Batch: 610615 (Continued)

Lab Sample ID	Client Sample ID	Prep Type	Matrix	Method	Prep Batch
480-193838-16	PF16	Total/NA	Solid	3550C	
480-193838-17	PF17	Total/NA	Solid	3550C	
480-193838-18	PF18	Total/NA	Solid	3550C	
480-193838-19	PF19	Total/NA	Solid	3550C	
480-193838-20	PF20	Total/NA	Solid	3550C	
480-193838-21	PF21	Total/NA	Solid	3550C	
480-193838-22	PF22	Total/NA	Solid	3550C	
480-193838-23	PF23	Total/NA	Solid	3550C	
480-193838-24	PF24	Total/NA	Solid	3550C	
480-193838-25	PF25	Total/NA	Solid	3550C	
480-193838-26	PF26	Total/NA	Solid	3550C	
480-193838-27	PF27	Total/NA	Solid	3550C	
480-193838-28	PF28	Total/NA	Solid	3550C	
480-193838-29	PF29	Total/NA	Solid	3550C	
480-193838-30	PF30	Total/NA	Solid	3550C	
480-193838-31	PF31	Total/NA	Solid	3550C	
MB 480-610615/1-A	Method Blank	Total/NA	Solid	3550C	
LCS 480-610615/2-A	Lab Control Sample	Total/NA	Solid	3550C	
480-193838-15 MS	PF15	Total/NA	Solid	3550C	
480-193838-15 MSD	PF15	Total/NA	Solid	3550C	

Prep Batch: 610624

Lab Sample ID	Client Sample ID	Prep Type	Matrix	Method	Prep Batch
480-193838-1	PF1	Total/NA	Solid	3550C	
480-193838-2	PF2	Total/NA	Solid	3550C	
480-193838-3	PF3	Total/NA	Solid	3550C	
480-193838-4	PF4	Total/NA	Solid	3550C	
480-193838-5	PF5	Total/NA	Solid	3550C	
480-193838-6	PF6	Total/NA	Solid	3550C	
480-193838-7	PF7	Total/NA	Solid	3550C	
480-193838-8	PF8	Total/NA	Solid	3550C	
480-193838-9	PF9	Total/NA	Solid	3550C	
480-193838-10	PF10	Total/NA	Solid	3550C	
480-193838-11	PF11	Total/NA	Solid	3550C	
MB 480-610624/1-A	Method Blank	Total/NA	Solid	3550C	
LCS 480-610624/2-A	Lab Control Sample	Total/NA	Solid	3550C	

Prep Batch: 610653

Lab Sample ID	Client Sample ID	Prep Type	Matrix	Method	Prep Batch
480-193838-13	PF13	Total/NA	Solid	3550C	
480-193838-14	PF14	Total/NA	Solid	3550C	
480-193838-15	PF15	Total/NA	Solid	3550C	
480-193838-16	PF16	Total/NA	Solid	3550C	
480-193838-17	PF17	Total/NA	Solid	3550C	
480-193838-18	PF18	Total/NA	Solid	3550C	
480-193838-19	PF19	Total/NA	Solid	3550C	
480-193838-20	PF20	Total/NA	Solid	3550C	
480-193838-21	PF21	Total/NA	Solid	3550C	
480-193838-22	PF22	Total/NA	Solid	3550C	
480-193838-23	PF23	Total/NA	Solid	3550C	
480-193838-24	PF24	Total/NA	Solid	3550C	

GC Semi VOA (Continued)

Prep Batch: 610653 (Continued)

Lab Sample ID	Client Sample ID	Prep Type	Matrix	Method	Prep Batch
MB 480-610653/1-A	Method Blank	Total/NA	Solid	3550C	
LCS 480-610653/2-A	Lab Control Sample	Total/NA	Solid	3550C	
480-193838-15 MS	PF15	Total/NA	Solid	3550C	
480-193838-15 MSD	PF15	Total/NA	Solid	3550C	

Prep Batch: 610681

Lab Sample ID	Client Sample ID	Prep Type	Matrix	Method	Prep Batch
480-193838-32	PF32	Total/NA	Solid	3550C	
480-193838-33	PF33	Total/NA	Solid	3550C	
480-193838-34	PF34	Total/NA	Solid	3550C	
480-193838-35	PF35	Total/NA	Solid	3550C	
480-193838-36	PF36	Total/NA	Solid	3550C	
MB 480-610681/1-A	Method Blank	Total/NA	Solid	3550C	
LCS 480-610681/2-A	Lab Control Sample	Total/NA	Solid	3550C	

Prep Batch: 610684

Lab Sample ID	Client Sample ID	Prep Type	Matrix	Method	Prep Batch
480-193838-25	PF25	Total/NA	Solid	3550C	
480-193838-26	PF26	Total/NA	Solid	3550C	
480-193838-27	PF27	Total/NA	Solid	3550C	
480-193838-28	PF28	Total/NA	Solid	3550C	
480-193838-29	PF29	Total/NA	Solid	3550C	
480-193838-30	PF30	Total/NA	Solid	3550C	
480-193838-31	PF31	Total/NA	Solid	3550C	
480-193838-32	PF32	Total/NA	Solid	3550C	
480-193838-33	PF33	Total/NA	Solid	3550C	
480-193838-34	PF34	Total/NA	Solid	3550C	
480-193838-35	PF35	Total/NA	Solid	3550C	
480-193838-36	PF36	Total/NA	Solid	3550C	
MB 480-610684/1-A	Method Blank	Total/NA	Solid	3550C	
LCS 480-610684/2-A	Lab Control Sample	Total/NA	Solid	3550C	
480-193838-25 MS	PF25	Total/NA	Solid	3550C	
480-193838-25 MSD	PF25	Total/NA	Solid	3550C	

Analysis Batch: 610753

Lab Sample ID	Client Sample ID	Prep Type	Matrix	Method	Prep Batch
480-193838-12	PF12	Total/NA	Solid	8082A	610615
480-193838-13	PF13	Total/NA	Solid	8082A	610615
480-193838-14	PF14	Total/NA	Solid	8082A	610615
480-193838-15	PF15	Total/NA	Solid	8082A	610615
480-193838-16	PF16	Total/NA	Solid	8082A	610615
480-193838-17	PF17	Total/NA	Solid	8082A	610615
480-193838-18	PF18	Total/NA	Solid	8082A	610615
480-193838-19	PF19	Total/NA	Solid	8082A	610615
480-193838-20	PF20	Total/NA	Solid	8082A	610615
480-193838-21	PF21	Total/NA	Solid	8082A	610615
480-193838-22	PF22	Total/NA	Solid	8082A	610615
480-193838-23	PF23	Total/NA	Solid	8082A	610615
480-193838-24	PF24	Total/NA	Solid	8082A	610615
480-193838-25	PF25	Total/NA	Solid	8082A	610615
480-193838-26	PF26	Total/NA	Solid	8082A	610615

GC Semi VOA (Continued)

Analysis Batch: 610753 (Continued)

Lab Sample ID	Client Sample ID	Prep Type	Matrix	Method	Prep Batch
480-193838-27	PF27	Total/NA	Solid	8082A	610615
480-193838-28	PF28	Total/NA	Solid	8082A	610615
480-193838-29	PF29	Total/NA	Solid	8082A	610615
480-193838-30	PF30	Total/NA	Solid	8082A	610615
480-193838-31	PF31	Total/NA	Solid	8082A	610615
MB 480-610615/1-A	Method Blank	Total/NA	Solid	8082A	610615
LCS 480-610615/2-A	Lab Control Sample	Total/NA	Solid	8082A	610615
480-193838-15 MS	PF15	Total/NA	Solid	8082A	610615
480-193838-15 MSD	PF15	Total/NA	Solid	8082A	610615

Analysis Batch: 610755

Lab Sample ID	Client Sample ID	Prep Type	Matrix	Method	Prep Batch
480-193838-1	PF1	Total/NA	Solid	8082A	610624
480-193838-2	PF2	Total/NA	Solid	8082A	610624
480-193838-3	PF3	Total/NA	Solid	8082A	610624
480-193838-4	PF4	Total/NA	Solid	8082A	610624
480-193838-5	PF5	Total/NA	Solid	8082A	610624
480-193838-6	PF6	Total/NA	Solid	8082A	610624
480-193838-7	PF7	Total/NA	Solid	8082A	610624
480-193838-8	PF8	Total/NA	Solid	8082A	610624
480-193838-9	PF9	Total/NA	Solid	8082A	610624
480-193838-10	PF10	Total/NA	Solid	8082A	610624
480-193838-11	PF11	Total/NA	Solid	8082A	610624
MB 480-610624/1-A	Method Blank	Total/NA	Solid	8082A	610624
LCS 480-610624/2-A	Lab Control Sample	Total/NA	Solid	8082A	610624

Leach Batch: 610766

Lab Sample ID	Client Sample ID	Prep Type	Matrix	Method	Prep Batch
480-193838-1	PF1	TCLP	Solid	1311	
480-193838-2	PF2	TCLP	Solid	1311	
480-193838-3	PF3	TCLP	Solid	1311	
480-193838-4	PF4	TCLP	Solid	1311	
480-193838-5	PF5	TCLP	Solid	1311	
LB 480-610766/1-B	Method Blank	TCLP	Solid	1311	
LB 480-610766/1-F	Method Blank	TCLP	Solid	1311	

Analysis Batch: 610807

Lab Sample ID	Client Sample ID	Prep Type	Matrix	Method	Prep Batch
480-193838-13	PF13	Total/NA	Solid	8015D	610653
480-193838-14	PF14	Total/NA	Solid	8015D	610653
480-193838-15	PF15	Total/NA	Solid	8015D	610653
480-193838-16	PF16	Total/NA	Solid	8015D	610653
480-193838-17	PF17	Total/NA	Solid	8015D	610653
480-193838-18	PF18	Total/NA	Solid	8015D	610653
480-193838-19	PF19	Total/NA	Solid	8015D	610653
480-193838-20	PF20	Total/NA	Solid	8015D	610653
480-193838-21	PF21	Total/NA	Solid	8015D	610653
480-193838-22	PF22	Total/NA	Solid	8015D	610653
480-193838-23	PF23	Total/NA	Solid	8015D	610653
480-193838-24	PF24	Total/NA	Solid	8015D	610653
480-193838-25	PF25	Total/NA	Solid	8015D	610684

GC Semi VOA (Continued)

Analysis Batch: 610807 (Continued)

Lab Sample ID	Client Sample ID	Prep Type	Matrix	Method	Prep Batch
480-193838-26	PF26	Total/NA	Solid	8015D	610684
480-193838-27	PF27	Total/NA	Solid	8015D	610684
480-193838-28	PF28	Total/NA	Solid	8015D	610684
480-193838-29	PF29	Total/NA	Solid	8015D	610684
480-193838-30	PF30	Total/NA	Solid	8015D	610684
480-193838-31	PF31	Total/NA	Solid	8015D	610684
480-193838-32	PF32	Total/NA	Solid	8015D	610684
480-193838-33	PF33	Total/NA	Solid	8015D	610684
480-193838-34	PF34	Total/NA	Solid	8015D	610684
480-193838-35	PF35	Total/NA	Solid	8015D	610684
480-193838-36	PF36	Total/NA	Solid	8015D	610684
MB 480-610653/1-A	Method Blank	Total/NA	Solid	8015D	610653
MB 480-610684/1-A	Method Blank	Total/NA	Solid	8015D	610684
LCS 480-610653/2-A	Lab Control Sample	Total/NA	Solid	8015D	610653
LCS 480-610684/2-A	Lab Control Sample	Total/NA	Solid	8015D	610684
480-193838-15 MS	PF15	Total/NA	Solid	8015D	610653
480-193838-15 MSD	PF15	Total/NA	Solid	8015D	610653
480-193838-25 MS	PF25	Total/NA	Solid	8015D	610684
480-193838-25 MSD	PF25	Total/NA	Solid	8015D	610684

Analysis Batch: 610823

Lab Sample ID	Client Sample ID	Prep Type	Matrix	Method	Prep Batch
480-193838-32	PF32	Total/NA	Solid	8082A	610681
480-193838-33	PF33	Total/NA	Solid	8082A	610681
480-193838-34	PF34	Total/NA	Solid	8082A	610681
480-193838-35	PF35	Total/NA	Solid	8082A	610681
480-193838-36	PF36	Total/NA	Solid	8082A	610681
MB 480-610681/1-A	Method Blank	Total/NA	Solid	8082A	610681
LCS 480-610681/2-A	Lab Control Sample	Total/NA	Solid	8082A	610681

Prep Batch: 610864

Lab Sample ID	Client Sample ID	Prep Type	Matrix	Method	Prep Batch
480-193838-1	PF1	TCLP	Solid	3510C	610766
480-193838-2	PF2	TCLP	Solid	3510C	610766
480-193838-3	PF3	TCLP	Solid	3510C	610766
480-193838-4	PF4	TCLP	Solid	3510C	610766
480-193838-5	PF5	TCLP	Solid	3510C	610766
LB 480-610766/1-B	Method Blank	TCLP	Solid	3510C	610766
MB 480-610864/1-A	Method Blank	Total/NA	Solid	3510C	
LCS 480-610864/2-A	Lab Control Sample	Total/NA	Solid	3510C	
LCSD 480-610864/3-A	Lab Control Sample Dup	Total/NA	Solid	3510C	

Leach Batch: 610905

Lab Sample ID	Client Sample ID	Prep Type	Matrix	Method	Prep Batch
480-193838-6	PF6	TCLP	Solid	1311	
480-193838-7	PF7	TCLP	Solid	1311	
480-193838-8	PF8	TCLP	Solid	1311	
480-193838-9	PF9	TCLP	Solid	1311	
480-193838-10	PF10	TCLP	Solid	1311	
480-193838-11	PF11	TCLP	Solid	1311	
480-193838-12	PF12	TCLP	Solid	1311	

GC Semi VOA (Continued)

Leach Batch: 610905 (Continued)

Lab Sample ID	Client Sample ID	Prep Type	Matrix	Method	Prep Batch
480-193838-13	PF13	TCLP	Solid	1311	
480-193838-14	PF14	TCLP	Solid	1311	
480-193838-15	PF15	TCLP	Solid	1311	
480-193838-16	PF16	TCLP	Solid	1311	
480-193838-17	PF17	TCLP	Solid	1311	
480-193838-18	PF18	TCLP	Solid	1311	
480-193838-19	PF19	TCLP	Solid	1311	
480-193838-20	PF20	TCLP	Solid	1311	
480-193838-21	PF21	TCLP	Solid	1311	
480-193838-22	PF22	TCLP	Solid	1311	
LB 480-610905/1-C	Method Blank	TCLP	Solid	1311	
LB 480-610905/1-D	Method Blank	TCLP	Solid	1311	

Analysis Batch: 610920

Lab Sample ID	Client Sample ID	Prep Type	Matrix	Method	Prep Batch
480-193838-1	PF1	TCLP	Solid	8081B	610864
480-193838-2	PF2	TCLP	Solid	8081B	610864
480-193838-3	PF3	TCLP	Solid	8081B	610864
480-193838-4	PF4	TCLP	Solid	8081B	610864
480-193838-5	PF5	TCLP	Solid	8081B	610864
LB 480-610766/1-B	Method Blank	TCLP	Solid	8081B	610864
MB 480-610864/1-A	Method Blank	Total/NA	Solid	8081B	610864
LCS 480-610864/2-A	Lab Control Sample	Total/NA	Solid	8081B	610864
LCSD 480-610864/3-A	Lab Control Sample Dup	Total/NA	Solid	8081B	610864

Leach Batch: 610936

Lab Sample ID	Client Sample ID	Prep Type	Matrix	Method	Prep Batch
480-193838-23	PF23	TCLP	Solid	1311	
480-193838-24	PF24	TCLP	Solid	1311	
480-193838-25	PF25	TCLP	Solid	1311	
480-193838-26	PF26	TCLP	Solid	1311	
480-193838-27	PF27	TCLP	Solid	1311	
480-193838-28	PF28	TCLP	Solid	1311	
480-193838-29	PF29	TCLP	Solid	1311	
480-193838-30	PF30	TCLP	Solid	1311	
480-193838-31	PF31	TCLP	Solid	1311	
480-193838-32	PF32	TCLP	Solid	1311	
480-193838-33	PF33	TCLP	Solid	1311	
480-193838-34	PF34	TCLP	Solid	1311	
480-193838-35	PF35	TCLP	Solid	1311	
480-193838-36	PF36	TCLP	Solid	1311	
LB 480-610936/1-C	Method Blank	TCLP	Solid	1311	
LB 480-610936/1-E	Method Blank	TCLP	Solid	1311	

Prep Batch: 610943

Lab Sample ID	Client Sample ID	Prep Type	Matrix	Method	Prep Batch
480-193838-1	PF1	TCLP	Solid	8151A	610766
480-193838-2	PF2	TCLP	Solid	8151A	610766
480-193838-3	PF3	TCLP	Solid	8151A	610766
480-193838-4	PF4	TCLP	Solid	8151A	610766
480-193838-5	PF5	TCLP	Solid	8151A	610766

GC Semi VOA (Continued)

Prep Batch: 610943 (Continued)

Lab Sample ID	Client Sample ID	Prep Type	Matrix	Method	Prep Batch
LB 480-610766/1-F	Method Blank	TCLP	Solid	8151A	610766
MB 480-610943/1-A	Method Blank	Total/NA	Solid	8151A	
LCS 480-610943/2-A	Lab Control Sample	Total/NA	Solid	8151A	
LCSD 480-610943/3-A	Lab Control Sample Dup	Total/NA	Solid	8151A	

Analysis Batch: 611060

Lab Sample ID	Client Sample ID	Prep Type	Matrix	Method	Prep Batch
480-193838-1	PF1	TCLP	Solid	8151	610943
480-193838-2	PF2	TCLP	Solid	8151	610943
480-193838-3	PF3	TCLP	Solid	8151	610943
480-193838-4	PF4	TCLP	Solid	8151	610943
480-193838-5	PF5	TCLP	Solid	8151	610943
LB 480-610766/1-F	Method Blank	TCLP	Solid	8151	610943
MB 480-610943/1-A	Method Blank	Total/NA	Solid	8151	610943
LCS 480-610943/2-A	Lab Control Sample	Total/NA	Solid	8151	610943
LCSD 480-610943/3-A	Lab Control Sample Dup	Total/NA	Solid	8151	610943

Prep Batch: 611078

Lab Sample ID	Client Sample ID	Prep Type	Matrix	Method	Prep Batch
480-193838-6	PF6	TCLP	Solid	3510C	610905
480-193838-7	PF7	TCLP	Solid	3510C	610905
480-193838-8	PF8	TCLP	Solid	3510C	610905
480-193838-9	PF9	TCLP	Solid	3510C	610905
480-193838-10	PF10	TCLP	Solid	3510C	610905
480-193838-11	PF11	TCLP	Solid	3510C	610905
480-193838-12	PF12	TCLP	Solid	3510C	610905
480-193838-13	PF13	TCLP	Solid	3510C	610905
480-193838-14	PF14	TCLP	Solid	3510C	610905
480-193838-15	PF15	TCLP	Solid	3510C	610905
480-193838-16	PF16	TCLP	Solid	3510C	610905
480-193838-17	PF17	TCLP	Solid	3510C	610905
480-193838-18	PF18	TCLP	Solid	3510C	610905
480-193838-19	PF19	TCLP	Solid	3510C	610905
480-193838-20	PF20	TCLP	Solid	3510C	610905
480-193838-21	PF21	TCLP	Solid	3510C	610905
480-193838-22	PF22	TCLP	Solid	3510C	610905
LB 480-610905/1-C	Method Blank	TCLP	Solid	3510C	610905
MB 480-611078/1-A	Method Blank	Total/NA	Solid	3510C	
LCS 480-611078/2-A	Lab Control Sample	Total/NA	Solid	3510C	
LCSD 480-611078/3-A	Lab Control Sample Dup	Total/NA	Solid	3510C	

Prep Batch: 611079

Lab Sample ID	Client Sample ID	Prep Type	Matrix	Method	Prep Batch
480-193838-6	PF6	TCLP	Solid	8151A	610905
480-193838-7	PF7	TCLP	Solid	8151A	610905
480-193838-8	PF8	TCLP	Solid	8151A	610905
480-193838-9	PF9	TCLP	Solid	8151A	610905
480-193838-10	PF10	TCLP	Solid	8151A	610905
480-193838-11	PF11	TCLP	Solid	8151A	610905
480-193838-12	PF12	TCLP	Solid	8151A	610905
480-193838-13	PF13	TCLP	Solid	8151A	610905

GC Semi VOA (Continued)

Prep Batch: 611079 (Continued)

Lab Sample ID	Client Sample ID	Prep Type	Matrix	Method	Prep Batch
480-193838-14	PF14	TCLP	Solid	8151A	610905
480-193838-15	PF15	TCLP	Solid	8151A	610905
480-193838-16	PF16	TCLP	Solid	8151A	610905
480-193838-17	PF17	TCLP	Solid	8151A	610905
480-193838-18	PF18	TCLP	Solid	8151A	610905
480-193838-19	PF19	TCLP	Solid	8151A	610905
480-193838-20	PF20	TCLP	Solid	8151A	610905
480-193838-21	PF21	TCLP	Solid	8151A	610905
480-193838-22	PF22	TCLP	Solid	8151A	610905
LB 480-610905/1-D	Method Blank	TCLP	Solid	8151A	610905
MB 480-611079/1-A	Method Blank	Total/NA	Solid	8151A	
LCS 480-611079/2-A	Lab Control Sample	Total/NA	Solid	8151A	
LCSD 480-611079/3-A	Lab Control Sample Dup	Total/NA	Solid	8151A	

Analysis Batch: 611164

Lab Sample ID	Client Sample ID	Prep Type	Matrix	Method	Prep Batch
480-193838-6	PF6	TCLP	Solid	8081B	611078
480-193838-7	PF7	TCLP	Solid	8081B	611078
480-193838-8	PF8	TCLP	Solid	8081B	611078
480-193838-9	PF9	TCLP	Solid	8081B	611078
480-193838-10	PF10	TCLP	Solid	8081B	611078
480-193838-11	PF11	TCLP	Solid	8081B	611078
480-193838-12	PF12	TCLP	Solid	8081B	611078
480-193838-13	PF13	TCLP	Solid	8081B	611078
480-193838-14	PF14	TCLP	Solid	8081B	611078
480-193838-15	PF15	TCLP	Solid	8081B	611078
480-193838-16	PF16	TCLP	Solid	8081B	611078
480-193838-17	PF17	TCLP	Solid	8081B	611078
480-193838-18	PF18	TCLP	Solid	8081B	611078
480-193838-19	PF19	TCLP	Solid	8081B	611078
480-193838-20	PF20	TCLP	Solid	8081B	611078
480-193838-21	PF21	TCLP	Solid	8081B	611078
480-193838-22	PF22	TCLP	Solid	8081B	611078
LB 480-610905/1-C	Method Blank	TCLP	Solid	8081B	611078
MB 480-611078/1-A	Method Blank	Total/NA	Solid	8081B	611078
LCS 480-611078/2-A	Lab Control Sample	Total/NA	Solid	8081B	611078
LCSD 480-611078/3-A	Lab Control Sample Dup	Total/NA	Solid	8081B	611078

Analysis Batch: 611170

Lab Sample ID	Client Sample ID	Prep Type	Matrix	Method	Prep Batch
480-193838-6	PF6	TCLP	Solid	8151	611079
480-193838-7	PF7	TCLP	Solid	8151	611079
480-193838-8	PF8	TCLP	Solid	8151	611079
480-193838-9	PF9	TCLP	Solid	8151	611079
480-193838-10	PF10	TCLP	Solid	8151	611079
480-193838-11	PF11	TCLP	Solid	8151	611079
480-193838-12	PF12	TCLP	Solid	8151	611079
480-193838-13	PF13	TCLP	Solid	8151	611079
480-193838-14	PF14	TCLP	Solid	8151	611079
480-193838-15	PF15	TCLP	Solid	8151	611079
480-193838-16	PF16	TCLP	Solid	8151	611079

GC Semi VOA (Continued)

Analysis Batch: 611170 (Continued)

Lab Sample ID	Client Sample ID	Prep Type	Matrix	Method	Prep Batch
480-193838-17	PF17	TCLP	Solid	8151	611079
480-193838-18	PF18	TCLP	Solid	8151	611079
480-193838-19	PF19	TCLP	Solid	8151	611079
480-193838-20	PF20	TCLP	Solid	8151	611079
480-193838-21	PF21	TCLP	Solid	8151	611079
480-193838-22	PF22	TCLP	Solid	8151	611079
LB 480-610905/1-D	Method Blank	TCLP	Solid	8151	611079
MB 480-611079/1-A	Method Blank	Total/NA	Solid	8151	611079
LCS 480-611079/2-A	Lab Control Sample	Total/NA	Solid	8151	611079
LCSD 480-611079/3-A	Lab Control Sample Dup	Total/NA	Solid	8151	611079

Prep Batch: 611340

Lab Sample ID	Client Sample ID	Prep Type	Matrix	Method	Prep Batch
480-193838-23	PF23	TCLP	Solid	8151A	610936
480-193838-24	PF24	TCLP	Solid	8151A	610936
480-193838-25	PF25	TCLP	Solid	8151A	610936
480-193838-26	PF26	TCLP	Solid	8151A	610936
480-193838-27	PF27	TCLP	Solid	8151A	610936
480-193838-28	PF28	TCLP	Solid	8151A	610936
480-193838-29	PF29	TCLP	Solid	8151A	610936
480-193838-30	PF30	TCLP	Solid	8151A	610936
480-193838-31	PF31	TCLP	Solid	8151A	610936
480-193838-32	PF32	TCLP	Solid	8151A	610936
480-193838-33	PF33	TCLP	Solid	8151A	610936
480-193838-34	PF34	TCLP	Solid	8151A	610936
480-193838-35	PF35	TCLP	Solid	8151A	610936
480-193838-36	PF36	TCLP	Solid	8151A	610936
LB 480-610936/1-C	Method Blank	TCLP	Solid	8151A	610936
MB 480-611340/1-A	Method Blank	Total/NA	Solid	8151A	
LCS 480-611340/2-A	Lab Control Sample	Total/NA	Solid	8151A	
LCSD 480-611340/3-A	Lab Control Sample Dup	Total/NA	Solid	8151A	

Prep Batch: 611409

Lab Sample ID	Client Sample ID	Prep Type	Matrix	Method	Prep Batch
480-193838-23	PF23	TCLP	Solid	3510C	610936
480-193838-24	PF24	TCLP	Solid	3510C	610936
480-193838-25	PF25	TCLP	Solid	3510C	610936
480-193838-26	PF26	TCLP	Solid	3510C	610936
480-193838-27	PF27	TCLP	Solid	3510C	610936
480-193838-28	PF28	TCLP	Solid	3510C	610936
480-193838-29	PF29	TCLP	Solid	3510C	610936
480-193838-30	PF30	TCLP	Solid	3510C	610936
480-193838-31	PF31	TCLP	Solid	3510C	610936
480-193838-32	PF32	TCLP	Solid	3510C	610936
480-193838-33	PF33	TCLP	Solid	3510C	610936
480-193838-34	PF34	TCLP	Solid	3510C	610936
480-193838-35	PF35	TCLP	Solid	3510C	610936
480-193838-36	PF36	TCLP	Solid	3510C	610936
LB 480-610936/1-E	Method Blank	TCLP	Solid	3510C	610936
MB 480-611409/1-A	Method Blank	Total/NA	Solid	3510C	
LCS 480-611409/2-A	Lab Control Sample	Total/NA	Solid	3510C	

GC Semi VOA (Continued)

Prep Batch: 611409 (Continued)

Lab Sample ID	Client Sample ID	Prep Type	Matrix	Method	Prep Batch
LCSD 480-611409/3-A	Lab Control Sample Dup	Total/NA	Solid	3510C	

Analysis Batch: 611440

Lab Sample ID	Client Sample ID	Prep Type	Matrix	Method	Prep Batch
480-193838-23	PF23	TCLP	Solid	8081B	611409
480-193838-24	PF24	TCLP	Solid	8081B	611409
480-193838-25	PF25	TCLP	Solid	8081B	611409
480-193838-26	PF26	TCLP	Solid	8081B	611409
480-193838-27	PF27	TCLP	Solid	8081B	611409
480-193838-28	PF28	TCLP	Solid	8081B	611409
480-193838-29	PF29	TCLP	Solid	8081B	611409
480-193838-30	PF30	TCLP	Solid	8081B	611409
480-193838-31	PF31	TCLP	Solid	8081B	611409
480-193838-32	PF32	TCLP	Solid	8081B	611409
480-193838-33	PF33	TCLP	Solid	8081B	611409
480-193838-34	PF34	TCLP	Solid	8081B	611409
480-193838-35	PF35	TCLP	Solid	8081B	611409
480-193838-36	PF36	TCLP	Solid	8081B	611409
LB 480-610936/1-E	Method Blank	TCLP	Solid	8081B	611409
MB 480-611409/1-A	Method Blank	Total/NA	Solid	8081B	611409
LCS 480-611409/2-A	Lab Control Sample	Total/NA	Solid	8081B	611409
LCSD 480-611409/3-A	Lab Control Sample Dup	Total/NA	Solid	8081B	611409

Analysis Batch: 611470

Lab Sample ID	Client Sample ID	Prep Type	Matrix	Method	Prep Batch
480-193838-23	PF23	TCLP	Solid	8151	611340
480-193838-24	PF24	TCLP	Solid	8151	611340
480-193838-25	PF25	TCLP	Solid	8151	611340
480-193838-26	PF26	TCLP	Solid	8151	611340
480-193838-27	PF27	TCLP	Solid	8151	611340
480-193838-28	PF28	TCLP	Solid	8151	611340
480-193838-29	PF29	TCLP	Solid	8151	611340
480-193838-30	PF30	TCLP	Solid	8151	611340
480-193838-31	PF31	TCLP	Solid	8151	611340
480-193838-32	PF32	TCLP	Solid	8151	611340
480-193838-33	PF33	TCLP	Solid	8151	611340
480-193838-34	PF34	TCLP	Solid	8151	611340
480-193838-35	PF35	TCLP	Solid	8151	611340
480-193838-36	PF36	TCLP	Solid	8151	611340
LB 480-610936/1-C	Method Blank	TCLP	Solid	8151	611340
MB 480-611340/1-A	Method Blank	Total/NA	Solid	8151	611340
LCS 480-611340/2-A	Lab Control Sample	Total/NA	Solid	8151	611340
LCSD 480-611340/3-A	Lab Control Sample Dup	Total/NA	Solid	8151	611340

Metals

Leach Batch: 610766

Lab Sample ID	Client Sample ID	Prep Type	Matrix	Method	Prep Batch
480-193838-1	PF1	TCLP	Solid	1311	
480-193838-2	PF2	TCLP	Solid	1311	
480-193838-3	PF3	TCLP	Solid	1311	

Metals (Continued)

Leach Batch: 610766 (Continued)

Lab Sample ID	Client Sample ID	Prep Type	Matrix	Method	Prep Batch
480-193838-4	PF4	TCLP	Solid	1311	
480-193838-5	PF5	TCLP	Solid	1311	
LB 480-610766/1-C	Method Blank	TCLP	Solid	1311	
LB 480-610766/1-H	Method Blank	TCLP	Solid	1311	
480-193838-1 MS	PF1	TCLP	Solid	1311	
480-193838-1 MSD	PF1	TCLP	Solid	1311	

Prep Batch: 610865

Lab Sample ID	Client Sample ID	Prep Type	Matrix	Method	Prep Batch
480-193838-1	PF1	TCLP	Solid	3010A	610766
480-193838-2	PF2	TCLP	Solid	3010A	610766
480-193838-3	PF3	TCLP	Solid	3010A	610766
480-193838-4	PF4	TCLP	Solid	3010A	610766
480-193838-5	PF5	TCLP	Solid	3010A	610766
LB 480-610766/1-C	Method Blank	TCLP	Solid	3010A	610766
MB 480-610865/2-A	Method Blank	Total/NA	Solid	3010A	
LCS 480-610865/3-A	Lab Control Sample	Total/NA	Solid	3010A	
480-193838-1 MS	PF1	TCLP	Solid	3010A	610766
480-193838-1 MSD	PF1	TCLP	Solid	3010A	610766

Leach Batch: 610905

Lab Sample ID	Client Sample ID	Prep Type	Matrix	Method	Prep Batch
480-193838-6	PF6	TCLP	Solid	1311	
480-193838-7	PF7	TCLP	Solid	1311	
480-193838-8	PF8	TCLP	Solid	1311	
480-193838-9	PF9	TCLP	Solid	1311	
480-193838-10	PF10	TCLP	Solid	1311	
480-193838-11	PF11	TCLP	Solid	1311	
480-193838-12	PF12	TCLP	Solid	1311	
480-193838-13	PF13	TCLP	Solid	1311	
480-193838-14	PF14	TCLP	Solid	1311	
480-193838-15	PF15	TCLP	Solid	1311	
480-193838-16	PF16	TCLP	Solid	1311	
480-193838-17	PF17	TCLP	Solid	1311	
480-193838-18	PF18	TCLP	Solid	1311	
480-193838-19	PF19	TCLP	Solid	1311	
480-193838-20	PF20	TCLP	Solid	1311	
480-193838-21	PF21	TCLP	Solid	1311	
480-193838-22	PF22	TCLP	Solid	1311	
LB 480-610905/1-B	Method Blank	TCLP	Solid	1311	
LB 480-610905/1-E	Method Blank	TCLP	Solid	1311	
480-193838-18 MS	PF18	TCLP	Solid	1311	
480-193838-18 MSD	PF18	TCLP	Solid	1311	

Leach Batch: 610936

Lab Sample ID	Client Sample ID	Prep Type	Matrix	Method	Prep Batch
480-193838-23	PF23	TCLP	Solid	1311	
480-193838-24	PF24	TCLP	Solid	1311	
480-193838-25	PF25	TCLP	Solid	1311	
480-193838-26	PF26	TCLP	Solid	1311	
480-193838-27	PF27	TCLP	Solid	1311	

Metals (Continued)

Leach Batch: 610936 (Continued)

Lab Sample ID	Client Sample ID	Prep Type	Matrix	Method	Prep Batch
480-193838-28	PF28	TCLP	Solid	1311	
480-193838-29	PF29	TCLP	Solid	1311	
480-193838-30	PF30	TCLP	Solid	1311	
480-193838-31	PF31	TCLP	Solid	1311	
480-193838-32	PF32	TCLP	Solid	1311	
480-193838-33	PF33	TCLP	Solid	1311	
480-193838-34	PF34	TCLP	Solid	1311	
480-193838-35	PF35	TCLP	Solid	1311	
480-193838-36	PF36	TCLP	Solid	1311	
LB 480-610936/1-B	Method Blank	TCLP	Solid	1311	
LB 480-610936/1-D	Method Blank	TCLP	Solid	1311	
480-193838-35 MS	PF35	TCLP	Solid	1311	
480-193838-35 MSD	PF35	TCLP	Solid	1311	

Analysis Batch: 611065

Lab Sample ID	Client Sample ID	Prep Type	Matrix	Method	Prep Batch
480-193838-1	PF1	TCLP	Solid	6010C	610865
480-193838-2	PF2	TCLP	Solid	6010C	610865
480-193838-3	PF3	TCLP	Solid	6010C	610865
480-193838-4	PF4	TCLP	Solid	6010C	610865
480-193838-5	PF5	TCLP	Solid	6010C	610865
LB 480-610766/1-C	Method Blank	TCLP	Solid	6010C	610865
MB 480-610865/2-A	Method Blank	Total/NA	Solid	6010C	610865
LCS 480-610865/3-A	Lab Control Sample	Total/NA	Solid	6010C	610865
480-193838-1 MS	PF1	TCLP	Solid	6010C	610865
480-193838-1 MSD	PF1	TCLP	Solid	6010C	610865

Prep Batch: 611074

Lab Sample ID	Client Sample ID	Prep Type	Matrix	Method	Prep Batch
480-193838-6	PF6	TCLP	Solid	3010A	610905
480-193838-7	PF7	TCLP	Solid	3010A	610905
480-193838-8	PF8	TCLP	Solid	3010A	610905
480-193838-9	PF9	TCLP	Solid	3010A	610905
480-193838-10	PF10	TCLP	Solid	3010A	610905
480-193838-11	PF11	TCLP	Solid	3010A	610905
480-193838-12	PF12	TCLP	Solid	3010A	610905
480-193838-13	PF13	TCLP	Solid	3010A	610905
480-193838-14	PF14	TCLP	Solid	3010A	610905
480-193838-15	PF15	TCLP	Solid	3010A	610905
480-193838-16	PF16	TCLP	Solid	3010A	610905
480-193838-17	PF17	TCLP	Solid	3010A	610905
480-193838-18	PF18	TCLP	Solid	3010A	610905
480-193838-19	PF19	TCLP	Solid	3010A	610905
480-193838-20	PF20	TCLP	Solid	3010A	610905
480-193838-21	PF21	TCLP	Solid	3010A	610905
480-193838-22	PF22	TCLP	Solid	3010A	610905
LB 480-610905/1-B	Method Blank	TCLP	Solid	3010A	610905
MB 480-611074/2-A	Method Blank	Total/NA	Solid	3010A	
LCS 480-611074/3-A	Lab Control Sample	Total/NA	Solid	3010A	
480-193838-18 MS	PF18	TCLP	Solid	3010A	610905
480-193838-18 MSD	PF18	TCLP	Solid	3010A	610905

Metals

Prep Batch: 611087

Lab Sample ID	Client Sample ID	Prep Type	Matrix	Method	Prep Batch
480-193838-6	PF6	TCLP	Solid	7470A	610905
480-193838-7	PF7	TCLP	Solid	7470A	610905
480-193838-8	PF8	TCLP	Solid	7470A	610905
480-193838-9	PF9	TCLP	Solid	7470A	610905
480-193838-10	PF10	TCLP	Solid	7470A	610905
480-193838-11	PF11	TCLP	Solid	7470A	610905
480-193838-12	PF12	TCLP	Solid	7470A	610905
480-193838-13	PF13	TCLP	Solid	7470A	610905
480-193838-14	PF14	TCLP	Solid	7470A	610905
480-193838-15	PF15	TCLP	Solid	7470A	610905
480-193838-16	PF16	TCLP	Solid	7470A	610905
480-193838-17	PF17	TCLP	Solid	7470A	610905
480-193838-18	PF18	TCLP	Solid	7470A	610905
480-193838-19	PF19	TCLP	Solid	7470A	610905
480-193838-20	PF20	TCLP	Solid	7470A	610905
480-193838-21	PF21	TCLP	Solid	7470A	610905
480-193838-22	PF22	TCLP	Solid	7470A	610905
LB 480-610905/1-E	Method Blank	TCLP	Solid	7470A	610905
MB 480-611087/2-A	Method Blank	Total/NA	Solid	7470A	
LCS 480-611087/3-A	Lab Control Sample	Total/NA	Solid	7470A	
480-193838-18 MS	PF18	TCLP	Solid	7470A	610905
480-193838-18 MSD	PF18	TCLP	Solid	7470A	610905

Analysis Batch: 611132

Lab Sample ID	Client Sample ID	Prep Type	Matrix	Method	Prep Batch
480-193838-6	PF6	TCLP	Solid	7470A	611087
480-193838-7	PF7	TCLP	Solid	7470A	611087
480-193838-8	PF8	TCLP	Solid	7470A	611087
480-193838-9	PF9	TCLP	Solid	7470A	611087
480-193838-10	PF10	TCLP	Solid	7470A	611087
480-193838-11	PF11	TCLP	Solid	7470A	611087
480-193838-12	PF12	TCLP	Solid	7470A	611087
480-193838-13	PF13	TCLP	Solid	7470A	611087
480-193838-14	PF14	TCLP	Solid	7470A	611087
480-193838-15	PF15	TCLP	Solid	7470A	611087
480-193838-16	PF16	TCLP	Solid	7470A	611087
480-193838-17	PF17	TCLP	Solid	7470A	611087
480-193838-18	PF18	TCLP	Solid	7470A	611087
480-193838-19	PF19	TCLP	Solid	7470A	611087
480-193838-20	PF20	TCLP	Solid	7470A	611087
480-193838-21	PF21	TCLP	Solid	7470A	611087
480-193838-22	PF22	TCLP	Solid	7470A	611087
LB 480-610905/1-E	Method Blank	TCLP	Solid	7470A	611087
MB 480-611087/2-A	Method Blank	Total/NA	Solid	7470A	611087
LCS 480-611087/3-A	Lab Control Sample	Total/NA	Solid	7470A	611087
480-193838-18 MS	PF18	TCLP	Solid	7470A	611087
480-193838-18 MSD	PF18	TCLP	Solid	7470A	611087

Analysis Batch: 611215

Lab Sample ID	Client Sample ID	Prep Type	Matrix	Method	Prep Batch
480-193838-6	PF6	TCLP	Solid	6010C	611074

Metals (Continued)

Analysis Batch: 611215 (Continued)

Lab Sample ID	Client Sample ID	Prep Type	Matrix	Method	Prep Batch
480-193838-7	PF7	TCLP	Solid	6010C	611074
480-193838-8	PF8	TCLP	Solid	6010C	611074
480-193838-9	PF9	TCLP	Solid	6010C	611074
480-193838-10	PF10	TCLP	Solid	6010C	611074
480-193838-11	PF11	TCLP	Solid	6010C	611074
480-193838-12	PF12	TCLP	Solid	6010C	611074
480-193838-13	PF13	TCLP	Solid	6010C	611074
480-193838-14	PF14	TCLP	Solid	6010C	611074
480-193838-15	PF15	TCLP	Solid	6010C	611074
480-193838-16	PF16	TCLP	Solid	6010C	611074
480-193838-17	PF17	TCLP	Solid	6010C	611074
480-193838-18	PF18	TCLP	Solid	6010C	611074
480-193838-19	PF19	TCLP	Solid	6010C	611074
480-193838-20	PF20	TCLP	Solid	6010C	611074
480-193838-21	PF21	TCLP	Solid	6010C	611074
480-193838-22	PF22	TCLP	Solid	6010C	611074
LB 480-610905/1-B	Method Blank	TCLP	Solid	6010C	611074
MB 480-611074/2-A	Method Blank	Total/NA	Solid	6010C	611074
LCS 480-611074/3-A	Lab Control Sample	Total/NA	Solid	6010C	611074
480-193838-18 MS	PF18	TCLP	Solid	6010C	611074
480-193838-18 MSD	PF18	TCLP	Solid	6010C	611074

Prep Batch: 611362

Lab Sample ID	Client Sample ID	Prep Type	Matrix	Method	Prep Batch
480-193838-23	PF23	TCLP	Solid	3010A	610936
480-193838-24	PF24	TCLP	Solid	3010A	610936
480-193838-25	PF25	TCLP	Solid	3010A	610936
480-193838-26	PF26	TCLP	Solid	3010A	610936
480-193838-27	PF27	TCLP	Solid	3010A	610936
480-193838-28	PF28	TCLP	Solid	3010A	610936
480-193838-29	PF29	TCLP	Solid	3010A	610936
480-193838-30	PF30	TCLP	Solid	3010A	610936
480-193838-31	PF31	TCLP	Solid	3010A	610936
480-193838-32	PF32	TCLP	Solid	3010A	610936
480-193838-33	PF33	TCLP	Solid	3010A	610936
480-193838-34	PF34	TCLP	Solid	3010A	610936
480-193838-35	PF35	TCLP	Solid	3010A	610936
480-193838-36	PF36	TCLP	Solid	3010A	610936
LB 480-610936/1-B	Method Blank	TCLP	Solid	3010A	610936
MB 480-611362/2-A	Method Blank	Total/NA	Solid	3010A	
LCS 480-611362/3-A	Lab Control Sample	Total/NA	Solid	3010A	
480-193838-35 MS	PF35	TCLP	Solid	3010A	610936
480-193838-35 MSD	PF35	TCLP	Solid	3010A	610936

Prep Batch: 611377

Lab Sample ID	Client Sample ID	Prep Type	Matrix	Method	Prep Batch
480-193838-23	PF23	TCLP	Solid	7470A	610936
480-193838-24	PF24	TCLP	Solid	7470A	610936
480-193838-25	PF25	TCLP	Solid	7470A	610936
480-193838-26	PF26	TCLP	Solid	7470A	610936
480-193838-27	PF27	TCLP	Solid	7470A	610936

Metals (Continued)

Prep Batch: 611377 (Continued)

Lab Sample ID	Client Sample ID	Prep Type	Matrix	Method	Prep Batch
480-193838-28	PF28	TCLP	Solid	7470A	610936
480-193838-29	PF29	TCLP	Solid	7470A	610936
480-193838-30	PF30	TCLP	Solid	7470A	610936
480-193838-31	PF31	TCLP	Solid	7470A	610936
480-193838-32	PF32	TCLP	Solid	7470A	610936
480-193838-33	PF33	TCLP	Solid	7470A	610936
480-193838-34	PF34	TCLP	Solid	7470A	610936
480-193838-35	PF35	TCLP	Solid	7470A	610936
480-193838-36	PF36	TCLP	Solid	7470A	610936
LB 480-610936/1-D	Method Blank	TCLP	Solid	7470A	610936
MB 480-611377/2-A	Method Blank	Total/NA	Solid	7470A	
LCS 480-611377/3-A	Lab Control Sample	Total/NA	Solid	7470A	
480-193838-35 MS	PF35	TCLP	Solid	7470A	610936
480-193838-35 MSD	PF35	TCLP	Solid	7470A	610936

Analysis Batch: 611421

Lab Sample ID	Client Sample ID	Prep Type	Matrix	Method	Prep Batch
480-193838-23	PF23	TCLP	Solid	7470A	611377
480-193838-24	PF24	TCLP	Solid	7470A	611377
480-193838-25	PF25	TCLP	Solid	7470A	611377
480-193838-26	PF26	TCLP	Solid	7470A	611377
480-193838-27	PF27	TCLP	Solid	7470A	611377
480-193838-28	PF28	TCLP	Solid	7470A	611377
480-193838-29	PF29	TCLP	Solid	7470A	611377
480-193838-30	PF30	TCLP	Solid	7470A	611377
480-193838-31	PF31	TCLP	Solid	7470A	611377
480-193838-32	PF32	TCLP	Solid	7470A	611377
480-193838-33	PF33	TCLP	Solid	7470A	611377
480-193838-34	PF34	TCLP	Solid	7470A	611377
480-193838-35	PF35	TCLP	Solid	7470A	611377
480-193838-36	PF36	TCLP	Solid	7470A	611377
LB 480-610936/1-D	Method Blank	TCLP	Solid	7470A	611377
MB 480-611377/2-A	Method Blank	Total/NA	Solid	7470A	611377
LCS 480-611377/3-A	Lab Control Sample	Total/NA	Solid	7470A	611377
480-193838-35 MS	PF35	TCLP	Solid	7470A	611377
480-193838-35 MSD	PF35	TCLP	Solid	7470A	611377

Analysis Batch: 611501

Lab Sample ID	Client Sample ID	Prep Type	Matrix	Method	Prep Batch
480-193838-23	PF23	TCLP	Solid	6010C	611362
480-193838-24	PF24	TCLP	Solid	6010C	611362
480-193838-25	PF25	TCLP	Solid	6010C	611362
480-193838-26	PF26	TCLP	Solid	6010C	611362
480-193838-27	PF27	TCLP	Solid	6010C	611362
480-193838-28	PF28	TCLP	Solid	6010C	611362
480-193838-29	PF29	TCLP	Solid	6010C	611362
480-193838-30	PF30	TCLP	Solid	6010C	611362
480-193838-31	PF31	TCLP	Solid	6010C	611362
480-193838-32	PF32	TCLP	Solid	6010C	611362
480-193838-33	PF33	TCLP	Solid	6010C	611362
480-193838-34	PF34	TCLP	Solid	6010C	611362

Metals (Continued)

Analysis Batch: 611501 (Continued)

Lab Sample ID	Client Sample ID	Prep Type	Matrix	Method	Prep Batch
480-193838-35	PF35	TCLP	Solid	6010C	611362
480-193838-36	PF36	TCLP	Solid	6010C	611362
LB 480-610936/1-B	Method Blank	TCLP	Solid	6010C	611362
MB 480-611362/2-A	Method Blank	Total/NA	Solid	6010C	611362
LCS 480-611362/3-A	Lab Control Sample	Total/NA	Solid	6010C	611362
480-193838-35 MS	PF35	TCLP	Solid	6010C	611362
480-193838-35 MSD	PF35	TCLP	Solid	6010C	611362

Prep Batch: 611516

Lab Sample ID	Client Sample ID	Prep Type	Matrix	Method	Prep Batch
480-193838-1	PF1	TCLP	Solid	7470A	610766
480-193838-2	PF2	TCLP	Solid	7470A	610766
480-193838-3	PF3	TCLP	Solid	7470A	610766
480-193838-4	PF4	TCLP	Solid	7470A	610766
480-193838-5	PF5	TCLP	Solid	7470A	610766
LB 480-610766/1-H	Method Blank	TCLP	Solid	7470A	610766
MB 480-611516/2-A	Method Blank	Total/NA	Solid	7470A	
LCS 480-611516/3-A	Lab Control Sample	Total/NA	Solid	7470A	
LCSD 480-611516/4-A	Lab Control Sample Dup	Total/NA	Solid	7470A	

Analysis Batch: 611585

Lab Sample ID	Client Sample ID	Prep Type	Matrix	Method	Prep Batch
480-193838-1	PF1	TCLP	Solid	7470A	611516
480-193838-2	PF2	TCLP	Solid	7470A	611516
480-193838-3	PF3	TCLP	Solid	7470A	611516
480-193838-4	PF4	TCLP	Solid	7470A	611516
480-193838-5	PF5	TCLP	Solid	7470A	611516
LB 480-610766/1-H	Method Blank	TCLP	Solid	7470A	611516
MB 480-611516/2-A	Method Blank	Total/NA	Solid	7470A	611516
LCS 480-611516/3-A	Lab Control Sample	Total/NA	Solid	7470A	611516
LCSD 480-611516/4-A	Lab Control Sample Dup	Total/NA	Solid	7470A	611516

General Chemistry

Analysis Batch: 610558

Lab Sample ID	Client Sample ID	Prep Type	Matrix	Method	Prep Batch
480-193838-1	PF1	Total/NA	Solid	Moisture	
480-193838-2	PF2	Total/NA	Solid	Moisture	
480-193838-3	PF3	Total/NA	Solid	Moisture	
480-193838-4	PF4	Total/NA	Solid	Moisture	
480-193838-5	PF5	Total/NA	Solid	Moisture	
480-193838-6	PF6	Total/NA	Solid	Moisture	
480-193838-7	PF7	Total/NA	Solid	Moisture	
480-193838-8	PF8	Total/NA	Solid	Moisture	
480-193838-9	PF9	Total/NA	Solid	Moisture	
480-193838-10	PF10	Total/NA	Solid	Moisture	
480-193838-11	PF11	Total/NA	Solid	Moisture	
480-193838-12	PF12	Total/NA	Solid	Moisture	
480-193838-13	PF13	Total/NA	Solid	Moisture	
480-193838-14	PF14	Total/NA	Solid	Moisture	
480-193838-15	PF15	Total/NA	Solid	Moisture	

General Chemistry (Continued)

Analysis Batch: 610558 (Continued)

Lab Sample ID	Client Sample ID	Prep Type	Matrix	Method	Prep Batch
480-193838-16	PF16	Total/NA	Solid	Moisture	
480-193838-17	PF17	Total/NA	Solid	Moisture	
480-193838-18	PF18	Total/NA	Solid	Moisture	
480-193838-19	PF19	Total/NA	Solid	Moisture	
480-193838-20	PF20	Total/NA	Solid	Moisture	
480-193838-21	PF21	Total/NA	Solid	Moisture	
480-193838-22	PF22	Total/NA	Solid	Moisture	
480-193838-23	PF23	Total/NA	Solid	Moisture	
480-193838-24	PF24	Total/NA	Solid	Moisture	
480-193838-25	PF25	Total/NA	Solid	Moisture	
480-193838-26	PF26	Total/NA	Solid	Moisture	
480-193838-27	PF27	Total/NA	Solid	Moisture	
480-193838-28	PF28	Total/NA	Solid	Moisture	
480-193838-29	PF29	Total/NA	Solid	Moisture	
480-193838-30	PF30	Total/NA	Solid	Moisture	
480-193838-31	PF31	Total/NA	Solid	Moisture	
480-193838-32	PF32	Total/NA	Solid	Moisture	
480-193838-33	PF33	Total/NA	Solid	Moisture	
480-193838-34	PF34	Total/NA	Solid	Moisture	
480-193838-35	PF35	Total/NA	Solid	Moisture	
480-193838-36	PF36	Total/NA	Solid	Moisture	

Prep Batch: 610885

Lab Sample ID	Client Sample ID	Prep Type	Matrix	Method	Prep Batch
480-193838-1	PF1	Total/NA	Solid	7.3.4	
480-193838-2	PF2	Total/NA	Solid	7.3.4	
480-193838-3	PF3	Total/NA	Solid	7.3.4	
480-193838-4	PF4	Total/NA	Solid	7.3.4	
480-193838-5	PF5	Total/NA	Solid	7.3.4	
480-193838-6	PF6	Total/NA	Solid	7.3.4	
480-193838-7	PF7	Total/NA	Solid	7.3.4	
480-193838-8	PF8	Total/NA	Solid	7.3.4	
480-193838-9	PF9	Total/NA	Solid	7.3.4	
MB 480-610885/1-A	Method Blank	Total/NA	Solid	7.3.4	
LCS 480-610885/2-A	Lab Control Sample	Total/NA	Solid	7.3.4	

Analysis Batch: 610886

Lab Sample ID	Client Sample ID	Prep Type	Matrix	Method	Prep Batch
480-193838-1	PF1	Total/NA	Solid	9034	610885
480-193838-2	PF2	Total/NA	Solid	9034	610885
480-193838-3	PF3	Total/NA	Solid	9034	610885
480-193838-4	PF4	Total/NA	Solid	9034	610885
480-193838-5	PF5	Total/NA	Solid	9034	610885
480-193838-6	PF6	Total/NA	Solid	9034	610885
480-193838-7	PF7	Total/NA	Solid	9034	610885
480-193838-8	PF8	Total/NA	Solid	9034	610885
480-193838-9	PF9	Total/NA	Solid	9034	610885
MB 480-610885/1-A	Method Blank	Total/NA	Solid	9034	610885
LCS 480-610885/2-A	Lab Control Sample	Total/NA	Solid	9034	610885

General Chemistry

Prep Batch: 610888

Lab Sample ID	Client Sample ID	Prep Type	Matrix	Method	Prep Batch
480-193838-1	PF1	Total/NA	Solid	7.3.3	
480-193838-2	PF2	Total/NA	Solid	7.3.3	
480-193838-3	PF3	Total/NA	Solid	7.3.3	
480-193838-4	PF4	Total/NA	Solid	7.3.3	
480-193838-5	PF5	Total/NA	Solid	7.3.3	
480-193838-6	PF6	Total/NA	Solid	7.3.3	
480-193838-7	PF7	Total/NA	Solid	7.3.3	
480-193838-8	PF8	Total/NA	Solid	7.3.3	
480-193838-9	PF9	Total/NA	Solid	7.3.3	
MB 480-610888/1-A	Method Blank	Total/NA	Solid	7.3.3	
LCS 480-610888/2-A	Lab Control Sample	Total/NA	Solid	7.3.3	

Analysis Batch: 610898

Lab Sample ID	Client Sample ID	Prep Type	Matrix	Method	Prep Batch
480-193838-1	PF1	Total/NA	Solid	9045C	
480-193838-2	PF2	Total/NA	Solid	9045C	
480-193838-3	PF3	Total/NA	Solid	9045C	
480-193838-4	PF4	Total/NA	Solid	9045C	
480-193838-5	PF5	Total/NA	Solid	9045C	
480-193838-6	PF6	Total/NA	Solid	9045C	
480-193838-7	PF7	Total/NA	Solid	9045C	
480-193838-8	PF8	Total/NA	Solid	9045C	
480-193838-9	PF9	Total/NA	Solid	9045C	
480-193838-10	PF10	Total/NA	Solid	9045C	
480-193838-11	PF11	Total/NA	Solid	9045C	
480-193838-12	PF12	Total/NA	Solid	9045C	
480-193838-13	PF13	Total/NA	Solid	9045C	
480-193838-14	PF14	Total/NA	Solid	9045C	
480-193838-15	PF15	Total/NA	Solid	9045C	
480-193838-16	PF16	Total/NA	Solid	9045C	
LCS 480-610898/1	Lab Control Sample	Total/NA	Solid	9045C	
480-193838-1 DU	PF1	Total/NA	Solid	9045C	
480-193838-9 DU	PF9	Total/NA	Solid	9045C	

Analysis Batch: 610967

Lab Sample ID	Client Sample ID	Prep Type	Matrix	Method	Prep Batch
480-193838-1	PF1	Total/NA	Solid	9012	610888
480-193838-2	PF2	Total/NA	Solid	9012	610888
480-193838-3	PF3	Total/NA	Solid	9012	610888
480-193838-4	PF4	Total/NA	Solid	9012	610888
480-193838-5	PF5	Total/NA	Solid	9012	610888
480-193838-6	PF6	Total/NA	Solid	9012	610888
480-193838-7	PF7	Total/NA	Solid	9012	610888
480-193838-8	PF8	Total/NA	Solid	9012	610888
480-193838-9	PF9	Total/NA	Solid	9012	610888
MB 480-610888/1-A	Method Blank	Total/NA	Solid	9012	610888
LCS 480-610888/2-A	Lab Control Sample	Total/NA	Solid	9012	610888

Prep Batch: 610987

Lab Sample ID	Client Sample ID	Prep Type	Matrix	Method	Prep Batch
480-193838-10	PF10	Total/NA	Solid	7.3.3	

General Chemistry (Continued)

Prep Batch: 610987 (Continued)

Lab Sample ID	Client Sample ID	Prep Type	Matrix	Method	Prep Batch
480-193838-11	PF11	Total/NA	Solid	7.3.3	
480-193838-12	PF12	Total/NA	Solid	7.3.3	
480-193838-13	PF13	Total/NA	Solid	7.3.3	
480-193838-14	PF14	Total/NA	Solid	7.3.3	
480-193838-15	PF15	Total/NA	Solid	7.3.3	
480-193838-16	PF16	Total/NA	Solid	7.3.3	
480-193838-17	PF17	Total/NA	Solid	7.3.3	
480-193838-18	PF18	Total/NA	Solid	7.3.3	
MB 480-610987/1-A	Method Blank	Total/NA	Solid	7.3.3	
LCS 480-610987/2-A	Lab Control Sample	Total/NA	Solid	7.3.3	

Analysis Batch: 610990

Lab Sample ID	Client Sample ID	Prep Type	Matrix	Method	Prep Batch
480-193838-17	PF17	Total/NA	Solid	9045C	
480-193838-18	PF18	Total/NA	Solid	9045C	
480-193838-19	PF19	Total/NA	Solid	9045C	
480-193838-20	PF20	Total/NA	Solid	9045C	
480-193838-21	PF21	Total/NA	Solid	9045C	
480-193838-22	PF22	Total/NA	Solid	9045C	
480-193838-23	PF23	Total/NA	Solid	9045C	
480-193838-24	PF24	Total/NA	Solid	9045C	
480-193838-25	PF25	Total/NA	Solid	9045C	
LCS 480-610990/1	Lab Control Sample	Total/NA	Solid	9045C	
480-193838-17 DU	PF17	Total/NA	Solid	9045C	

Prep Batch: 610992

Lab Sample ID	Client Sample ID	Prep Type	Matrix	Method	Prep Batch
480-193838-10	PF10	Total/NA	Solid	7.3.4	
480-193838-11	PF11	Total/NA	Solid	7.3.4	
480-193838-12	PF12	Total/NA	Solid	7.3.4	
480-193838-13	PF13	Total/NA	Solid	7.3.4	
480-193838-14	PF14	Total/NA	Solid	7.3.4	
480-193838-15	PF15	Total/NA	Solid	7.3.4	
480-193838-16	PF16	Total/NA	Solid	7.3.4	
480-193838-17	PF17	Total/NA	Solid	7.3.4	
480-193838-18	PF18	Total/NA	Solid	7.3.4	
MB 480-610992/1-A	Method Blank	Total/NA	Solid	7.3.4	
LCS 480-610992/2-A	Lab Control Sample	Total/NA	Solid	7.3.4	

Analysis Batch: 611003

Lab Sample ID	Client Sample ID	Prep Type	Matrix	Method	Prep Batch
480-193838-10	PF10	Total/NA	Solid	9012	610987
480-193838-11	PF11	Total/NA	Solid	9012	610987
480-193838-12	PF12	Total/NA	Solid	9012	610987
480-193838-13	PF13	Total/NA	Solid	9012	610987
480-193838-14	PF14	Total/NA	Solid	9012	610987
480-193838-15	PF15	Total/NA	Solid	9012	610987
480-193838-16	PF16	Total/NA	Solid	9012	610987
480-193838-17	PF17	Total/NA	Solid	9012	610987
480-193838-18	PF18	Total/NA	Solid	9012	610987
MB 480-610987/1-A	Method Blank	Total/NA	Solid	9012	610987

General Chemistry (Continued)

Analysis Batch: 611003 (Continued)

Lab Sample ID	Client Sample ID	Prep Type	Matrix	Method	Prep Batch
LCS 480-610987/2-A	Lab Control Sample	Total/NA	Solid	9012	610987

Analysis Batch: 611027

Lab Sample ID	Client Sample ID	Prep Type	Matrix	Method	Prep Batch
480-193838-28	PF28	Total/NA	Solid	1010A	
480-193838-29	PF29	Total/NA	Solid	1010A	
480-193838-32	PF32	Total/NA	Solid	1010A	
LCS 480-611027/1	Lab Control Sample	Total/NA	Solid	1010A	
480-193838-28 DU	PF28	Total/NA	Solid	1010A	

Analysis Batch: 611028

Lab Sample ID	Client Sample ID	Prep Type	Matrix	Method	Prep Batch
480-193838-30	PF30	Total/NA	Solid	1010A	
480-193838-31	PF31	Total/NA	Solid	1010A	
480-193838-33	PF33	Total/NA	Solid	1010A	
LCS 480-611028/1	Lab Control Sample	Total/NA	Solid	1010A	
480-193838-31 DU	PF31	Total/NA	Solid	1010A	

Analysis Batch: 611057

Lab Sample ID	Client Sample ID	Prep Type	Matrix	Method	Prep Batch
480-193838-10	PF10	Total/NA	Solid	9034	610992
480-193838-11	PF11	Total/NA	Solid	9034	610992
480-193838-12	PF12	Total/NA	Solid	9034	610992
480-193838-13	PF13	Total/NA	Solid	9034	610992
480-193838-14	PF14	Total/NA	Solid	9034	610992
480-193838-15	PF15	Total/NA	Solid	9034	610992
480-193838-16	PF16	Total/NA	Solid	9034	610992
480-193838-17	PF17	Total/NA	Solid	9034	610992
480-193838-18	PF18	Total/NA	Solid	9034	610992
MB 480-610992/1-A	Method Blank	Total/NA	Solid	9034	610992
LCS 480-610992/2-A	Lab Control Sample	Total/NA	Solid	9034	610992

Prep Batch: 611097

Lab Sample ID	Client Sample ID	Prep Type	Matrix	Method	Prep Batch
480-193838-19	PF19	Total/NA	Solid	7.3.3	
480-193838-20	PF20	Total/NA	Solid	7.3.3	
480-193838-21	PF21	Total/NA	Solid	7.3.3	
480-193838-22	PF22	Total/NA	Solid	7.3.3	
480-193838-23	PF23	Total/NA	Solid	7.3.3	
480-193838-24	PF24	Total/NA	Solid	7.3.3	
480-193838-25	PF25	Total/NA	Solid	7.3.3	
480-193838-26	PF26	Total/NA	Solid	7.3.3	
480-193838-27	PF27	Total/NA	Solid	7.3.3	
480-193838-28	PF28	Total/NA	Solid	7.3.3	
480-193838-29	PF29	Total/NA	Solid	7.3.3	
MB 480-611097/1-A	Method Blank	Total/NA	Solid	7.3.3	
LCS 480-611097/2-A	Lab Control Sample	Total/NA	Solid	7.3.3	
480-193838-19 DU	PF19	Total/NA	Solid	7.3.3	

General Chemistry

Prep Batch: 611112

Lab Sample ID	Client Sample ID	Prep Type	Matrix	Method	Prep Batch
480-193838-19	PF19	Total/NA	Solid	7.3.4	
480-193838-20	PF20	Total/NA	Solid	7.3.4	
480-193838-21	PF21	Total/NA	Solid	7.3.4	
480-193838-22	PF22	Total/NA	Solid	7.3.4	
480-193838-23	PF23	Total/NA	Solid	7.3.4	
480-193838-24	PF24	Total/NA	Solid	7.3.4	
480-193838-25	PF25	Total/NA	Solid	7.3.4	
480-193838-26	PF26	Total/NA	Solid	7.3.4	
480-193838-27	PF27	Total/NA	Solid	7.3.4	
480-193838-28	PF28	Total/NA	Solid	7.3.4	
480-193838-29	PF29	Total/NA	Solid	7.3.4	
MB 480-611112/1-A	Method Blank	Total/NA	Solid	7.3.4	
LCS 480-611112/2-A	Lab Control Sample	Total/NA	Solid	7.3.4	
480-193838-19 DU	PF19	Total/NA	Solid	7.3.4	

Analysis Batch: 611113

Lab Sample ID	Client Sample ID	Prep Type	Matrix	Method	Prep Batch
480-193838-19	PF19	Total/NA	Solid	9034	611112
480-193838-20	PF20	Total/NA	Solid	9034	611112
480-193838-21	PF21	Total/NA	Solid	9034	611112
480-193838-22	PF22	Total/NA	Solid	9034	611112
480-193838-23	PF23	Total/NA	Solid	9034	611112
480-193838-24	PF24	Total/NA	Solid	9034	611112
480-193838-25	PF25	Total/NA	Solid	9034	611112
480-193838-26	PF26	Total/NA	Solid	9034	611112
480-193838-27	PF27	Total/NA	Solid	9034	611112
480-193838-28	PF28	Total/NA	Solid	9034	611112
480-193838-29	PF29	Total/NA	Solid	9034	611112
MB 480-611112/1-A	Method Blank	Total/NA	Solid	9034	611112
LCS 480-611112/2-A	Lab Control Sample	Total/NA	Solid	9034	611112
480-193838-19 DU	PF19	Total/NA	Solid	9034	611112

Analysis Batch: 611125

Lab Sample ID	Client Sample ID	Prep Type	Matrix	Method	Prep Batch
480-193838-35	PF35	Total/NA	Solid	1010A	
480-193838-36	PF36	Total/NA	Solid	1010A	
LCS 480-611125/1	Lab Control Sample	Total/NA	Solid	1010A	

Analysis Batch: 611128

Lab Sample ID	Client Sample ID	Prep Type	Matrix	Method	Prep Batch
480-193838-34	PF34	Total/NA	Solid	1010A	
LCS 480-611128/1	Lab Control Sample	Total/NA	Solid	1010A	

Analysis Batch: 611131

Lab Sample ID	Client Sample ID	Prep Type	Matrix	Method	Prep Batch
480-193838-19	PF19	Total/NA	Solid	9012	611097
480-193838-20	PF20	Total/NA	Solid	9012	611097
480-193838-21	PF21	Total/NA	Solid	9012	611097
480-193838-22	PF22	Total/NA	Solid	9012	611097
480-193838-23	PF23	Total/NA	Solid	9012	611097
480-193838-24	PF24	Total/NA	Solid	9012	611097

General Chemistry (Continued)

Analysis Batch: 611131 (Continued)

Lab Sample ID	Client Sample ID	Prep Type	Matrix	Method	Prep Batch
480-193838-25	PF25	Total/NA	Solid	9012	611097
480-193838-26	PF26	Total/NA	Solid	9012	611097
480-193838-27	PF27	Total/NA	Solid	9012	611097
480-193838-28	PF28	Total/NA	Solid	9012	611097
480-193838-29	PF29	Total/NA	Solid	9012	611097
MB 480-611097/1-A	Method Blank	Total/NA	Solid	9012	611097
LCS 480-611097/2-A	Lab Control Sample	Total/NA	Solid	9012	611097
480-193838-19 DU	PF19	Total/NA	Solid	9012	611097

Analysis Batch: 611136

Lab Sample ID	Client Sample ID	Prep Type	Matrix	Method	Prep Batch
480-193838-26	PF26	Total/NA	Solid	9045C	
480-193838-27	PF27	Total/NA	Solid	9045C	
480-193838-28	PF28	Total/NA	Solid	9045C	
480-193838-29	PF29	Total/NA	Solid	9045C	
480-193838-30	PF30	Total/NA	Solid	9045C	
480-193838-31	PF31	Total/NA	Solid	9045C	
480-193838-32	PF32	Total/NA	Solid	9045C	
480-193838-33	PF33	Total/NA	Solid	9045C	
480-193838-34	PF34	Total/NA	Solid	9045C	
480-193838-35	PF35	Total/NA	Solid	9045C	
480-193838-36	PF36	Total/NA	Solid	9045C	
LCS 480-611136/1	Lab Control Sample	Total/NA	Solid	9045C	

Prep Batch: 611280

Lab Sample ID	Client Sample ID	Prep Type	Matrix	Method	Prep Batch
480-193838-30	PF30	Total/NA	Solid	7.3.3	
480-193838-31	PF31	Total/NA	Solid	7.3.3	
480-193838-32	PF32	Total/NA	Solid	7.3.3	
480-193838-33	PF33	Total/NA	Solid	7.3.3	
480-193838-34	PF34	Total/NA	Solid	7.3.3	
480-193838-35	PF35	Total/NA	Solid	7.3.3	
480-193838-36	PF36	Total/NA	Solid	7.3.3	
MB 480-611280/1-A	Method Blank	Total/NA	Solid	7.3.3	
LCS 480-611280/2-A	Lab Control Sample	Total/NA	Solid	7.3.3	

Prep Batch: 611281

Lab Sample ID	Client Sample ID	Prep Type	Matrix	Method	Prep Batch
480-193838-30	PF30	Total/NA	Solid	7.3.4	
480-193838-31	PF31	Total/NA	Solid	7.3.4	
480-193838-32	PF32	Total/NA	Solid	7.3.4	
480-193838-33	PF33	Total/NA	Solid	7.3.4	
480-193838-34	PF34	Total/NA	Solid	7.3.4	
480-193838-35	PF35	Total/NA	Solid	7.3.4	
480-193838-36	PF36	Total/NA	Solid	7.3.4	
MB 480-611281/1-A	Method Blank	Total/NA	Solid	7.3.4	
LCS 480-611281/2-A	Lab Control Sample	Total/NA	Solid	7.3.4	

Analysis Batch: 611284

Lab Sample ID	Client Sample ID	Prep Type	Matrix	Method	Prep Batch
480-193838-30	PF30	Total/NA	Solid	9034	611281

General Chemistry (Continued)

Analysis Batch: 611284 (Continued)

Lab Sample ID	Client Sample ID	Prep Type	Matrix	Method	Prep Batch
480-193838-31	PF31	Total/NA	Solid	9034	611281
480-193838-32	PF32	Total/NA	Solid	9034	611281
480-193838-33	PF33	Total/NA	Solid	9034	611281
480-193838-34	PF34	Total/NA	Solid	9034	611281
480-193838-35	PF35	Total/NA	Solid	9034	611281
480-193838-36	PF36	Total/NA	Solid	9034	611281
MB 480-611281/1-A	Method Blank	Total/NA	Solid	9034	611281
LCS 480-611281/2-A	Lab Control Sample	Total/NA	Solid	9034	611281

Analysis Batch: 611397

Lab Sample ID	Client Sample ID	Prep Type	Matrix	Method	Prep Batch
480-193838-30	PF30	Total/NA	Solid	9012	611280
480-193838-31	PF31	Total/NA	Solid	9012	611280
480-193838-32	PF32	Total/NA	Solid	9012	611280
480-193838-33	PF33	Total/NA	Solid	9012	611280
480-193838-34	PF34	Total/NA	Solid	9012	611280
480-193838-35	PF35	Total/NA	Solid	9012	611280
480-193838-36	PF36	Total/NA	Solid	9012	611280
MB 480-611280/1-A	Method Blank	Total/NA	Solid	9012	611280
LCS 480-611280/2-A	Lab Control Sample	Total/NA	Solid	9012	611280

Analysis Batch: 611411

Lab Sample ID	Client Sample ID	Prep Type	Matrix	Method	Prep Batch
480-193838-2	PF2	Total/NA	Solid	1010A	
480-193838-3	PF3	Total/NA	Solid	1010A	
480-193838-5	PF5	Total/NA	Solid	1010A	
480-193838-7	PF7	Total/NA	Solid	1010A	
480-193838-9	PF9	Total/NA	Solid	1010A	
480-193838-11	PF11	Total/NA	Solid	1010A	
LCS 480-611411/1	Lab Control Sample	Total/NA	Solid	1010A	
480-193838-2 DU	PF2	Total/NA	Solid	1010A	

Analysis Batch: 611415

Lab Sample ID	Client Sample ID	Prep Type	Matrix	Method	Prep Batch
480-193838-1	PF1	Total/NA	Solid	1010A	
480-193838-4	PF4	Total/NA	Solid	1010A	
480-193838-6	PF6	Total/NA	Solid	1010A	
480-193838-8	PF8	Total/NA	Solid	1010A	
480-193838-10	PF10	Total/NA	Solid	1010A	
480-193838-21	PF21	Total/NA	Solid	1010A	
LCS 480-611415/1	Lab Control Sample	Total/NA	Solid	1010A	
480-193838-1 DU	PF1	Total/NA	Solid	1010A	

Analysis Batch: 611547

Lab Sample ID	Client Sample ID	Prep Type	Matrix	Method	Prep Batch
480-193838-12	PF12	Total/NA	Solid	1010A	
480-193838-13	PF13	Total/NA	Solid	1010A	
480-193838-14	PF14	Total/NA	Solid	1010A	
480-193838-15	PF15	Total/NA	Solid	1010A	
LCS 480-611547/1	Lab Control Sample	Total/NA	Solid	1010A	
480-193838-12 DU	PF12	Total/NA	Solid	1010A	

QC Association Summary

Client: Brydges Engineering in Environment & Energy DPC
Project/Site: Pilgrim Village Family

Job ID: 480-193838-1

General Chemistry

Analysis Batch: 611590

Lab Sample ID	Client Sample ID	Prep Type	Matrix	Method	Prep Batch
480-193838-17	PF17	Total/NA	Solid	1010A	
480-193838-19	PF19	Total/NA	Solid	1010A	
480-193838-20	PF20	Total/NA	Solid	1010A	
480-193838-22	PF22	Total/NA	Solid	1010A	
480-193838-23	PF23	Total/NA	Solid	1010A	
480-193838-24	PF24	Total/NA	Solid	1010A	
480-193838-25	PF25	Total/NA	Solid	1010A	
480-193838-26	PF26	Total/NA	Solid	1010A	
LCS 480-611590/1	Lab Control Sample	Total/NA	Solid	1010A	
480-193838-25 DU	PF25	Total/NA	Solid	1010A	

Analysis Batch: 611591

Lab Sample ID	Client Sample ID	Prep Type	Matrix	Method	Prep Batch
480-193838-16	PF16	Total/NA	Solid	1010A	
480-193838-18	PF18	Total/NA	Solid	1010A	
480-193838-27	PF27	Total/NA	Solid	1010A	
LCS 480-611591/1	Lab Control Sample	Total/NA	Solid	1010A	

Lab Chronicle

Client: Brydges Engineering in Environment & Energy DPC
Project/Site: Pilgrim Village Family

Job ID: 480-193838-1

Client Sample ID: PF1
Date Collected: 12/28/21 09:06
Date Received: 12/29/21 11:25

Lab Sample ID: 480-193838-1
Matrix: Solid

Prep Type	Batch Type	Batch Method	Run	Dilution Factor	Batch Number	Prepared or Analyzed	Analyst	Lab
TCLP	Leach	1311			610787	01/04/22 16:03	LMS	TAL BUF
TCLP	Analysis	8260C		10	610929	01/06/22 16:50	WJD	TAL BUF
TCLP	Leach	1311			610766	01/04/22 14:10	LMS	TAL BUF
TCLP	Prep	3510C			610890	01/05/22 14:39	JMP	TAL BUF
TCLP	Analysis	8270D		1	610941	01/06/22 19:06	JMM	TAL BUF
TCLP	Leach	1311			610766	01/04/22 14:10	LMS	TAL BUF
TCLP	Prep	3510C			610864	01/05/22 11:24	JMP	TAL BUF
TCLP	Analysis	8081B		1	610920	01/06/22 17:10	JLS	TAL BUF
TCLP	Leach	1311			610766	01/04/22 14:10	LMS	TAL BUF
TCLP	Prep	8151A			610943	01/06/22 09:01	JMP	TAL BUF
TCLP	Analysis	8151		1	611060	01/07/22 20:52	MAN	TAL BUF
TCLP	Leach	1311			610766	01/04/22 14:10	LMS	TAL BUF
TCLP	Prep	3010A			610865	01/06/22 08:15	ADM	TAL BUF
TCLP	Analysis	6010C		1	611065	01/06/22 15:14	AMH	TAL BUF
TCLP	Leach	1311			610766	01/04/22 14:10	LMS	TAL BUF
TCLP	Prep	7470A			611516	01/12/22 13:35	BMB	TAL BUF
TCLP	Analysis	7470A		1	611585	01/12/22 16:36	BMB	TAL BUF
Total/NA	Analysis	1010A		1	611415	01/11/22 15:45	EJL	TAL BUF
Total/NA	Prep	7.3.3			610888	01/05/22 08:30	JGO	TAL BUF
Total/NA	Analysis	9012		1	610967	01/06/22 10:00	JGO	TAL BUF
Total/NA	Prep	7.3.4			610885	01/05/22 08:30	JGO	TAL BUF
Total/NA	Analysis	9034		1	610886	01/05/22 13:30	JGO	TAL BUF
Total/NA	Analysis	9045C		1	610898	01/05/22 13:00	KEB	TAL BUF
Total/NA	Analysis	Moisture		1	610558	12/30/21 17:02	IMZ	TAL BUF

Client Sample ID: PF1
Date Collected: 12/28/21 09:06
Date Received: 12/29/21 11:25

Lab Sample ID: 480-193838-1
Matrix: Solid
Percent Solids: 81.8

Prep Type	Batch Type	Batch Method	Run	Dilution Factor	Batch Number	Prepared or Analyzed	Analyst	Lab
Total/NA	Prep	5035A_H			610683	01/04/22 07:52	JLS	TAL BUF
Total/NA	Analysis	8015D		1	610704	01/04/22 15:09	JLS	TAL BUF
Total/NA	Prep	3550C			610609	01/03/22 08:28	VXF	TAL BUF
Total/NA	Analysis	8015D		1	610596	01/04/22 09:32	JLS	TAL BUF
Total/NA	Prep	3550C			610624	01/03/22 09:57	JMP	TAL BUF
Total/NA	Analysis	8082A		1	610755	01/04/22 23:38	W1T	TAL BUF

Client Sample ID: PF2
Date Collected: 12/28/21 09:12
Date Received: 12/29/21 11:25

Lab Sample ID: 480-193838-2
Matrix: Solid

Prep Type	Batch Type	Batch Method	Run	Dilution Factor	Batch Number	Prepared or Analyzed	Analyst	Lab
TCLP	Leach	1311			610787	01/04/22 16:03	LMS	TAL BUF
TCLP	Analysis	8260C		10	610929	01/06/22 17:13	WJD	TAL BUF

Lab Chronicle

Client: Brydges Engineering in Environment & Energy DPC
Project/Site: Pilgrim Village Family

Job ID: 480-193838-1

Client Sample ID: PF2
Date Collected: 12/28/21 09:12
Date Received: 12/29/21 11:25

Lab Sample ID: 480-193838-2
Matrix: Solid

Prep Type	Batch Type	Batch Method	Run	Dilution Factor	Batch Number	Prepared or Analyzed	Analyst	Lab
TCLP	Leach	1311			610766	01/04/22 14:10	LMS	TAL BUF
TCLP	Prep	3510C			610890	01/05/22 14:39	JMP	TAL BUF
TCLP	Analysis	8270D		1	610941	01/06/22 19:31	JMM	TAL BUF
TCLP	Leach	1311			610766	01/04/22 14:10	LMS	TAL BUF
TCLP	Prep	3510C			610864	01/05/22 11:24	JMP	TAL BUF
TCLP	Analysis	8081B		1	610920	01/06/22 17:29	JLS	TAL BUF
TCLP	Leach	1311			610766	01/04/22 14:10	LMS	TAL BUF
TCLP	Prep	8151A			610943	01/06/22 09:01	JMP	TAL BUF
TCLP	Analysis	8151		1	611060	01/07/22 21:21	MAN	TAL BUF
TCLP	Leach	1311			610766	01/04/22 14:10	LMS	TAL BUF
TCLP	Prep	3010A			610865	01/06/22 08:15	ADM	TAL BUF
TCLP	Analysis	6010C		1	611065	01/06/22 15:44	AMH	TAL BUF
TCLP	Leach	1311			610766	01/04/22 14:10	LMS	TAL BUF
TCLP	Prep	7470A			611516	01/12/22 13:35	BMB	TAL BUF
TCLP	Analysis	7470A		1	611585	01/12/22 16:37	BMB	TAL BUF
Total/NA	Analysis	1010A		1	611411	01/11/22 15:34	EJL	TAL BUF
Total/NA	Prep	7.3.3			610888	01/05/22 08:30	JGO	TAL BUF
Total/NA	Analysis	9012		1	610967	01/06/22 10:01	JGO	TAL BUF
Total/NA	Prep	7.3.4			610885	01/05/22 08:30	JGO	TAL BUF
Total/NA	Analysis	9034		1	610886	01/05/22 13:30	JGO	TAL BUF
Total/NA	Analysis	9045C		1	610898	01/05/22 13:00	KEB	TAL BUF
Total/NA	Analysis	Moisture		1	610558	12/30/21 17:02	IMZ	TAL BUF

Client Sample ID: PF2
Date Collected: 12/28/21 09:12
Date Received: 12/29/21 11:25

Lab Sample ID: 480-193838-2
Matrix: Solid
Percent Solids: 86.2

Prep Type	Batch Type	Batch Method	Run	Dilution Factor	Batch Number	Prepared or Analyzed	Analyst	Lab
Total/NA	Prep	5035A_H			610683	01/04/22 07:52	JLS	TAL BUF
Total/NA	Analysis	8015D		1	610704	01/04/22 15:45	JLS	TAL BUF
Total/NA	Prep	3550C			610609	01/03/22 08:28	VXF	TAL BUF
Total/NA	Analysis	8015D		1	610596	01/04/22 10:08	JLS	TAL BUF
Total/NA	Prep	3550C			610624	01/03/22 09:57	JMP	TAL BUF
Total/NA	Analysis	8082A		1	610755	01/04/22 23:51	W1T	TAL BUF

Client Sample ID: PF3
Date Collected: 12/28/21 09:18
Date Received: 12/29/21 11:25

Lab Sample ID: 480-193838-3
Matrix: Solid

Prep Type	Batch Type	Batch Method	Run	Dilution Factor	Batch Number	Prepared or Analyzed	Analyst	Lab
TCLP	Leach	1311			610787	01/04/22 16:03	LMS	TAL BUF
TCLP	Analysis	8260C		10	610929	01/06/22 17:36	WJD	TAL BUF
TCLP	Leach	1311			610766	01/04/22 14:10	LMS	TAL BUF
TCLP	Prep	3510C			610890	01/05/22 14:39	JMP	TAL BUF
TCLP	Analysis	8270D		1	610941	01/06/22 19:55	JMM	TAL BUF

Lab Chronicle

Client: Brydges Engineering in Environment & Energy DPC
Project/Site: Pilgrim Village Family

Job ID: 480-193838-1

Client Sample ID: PF3

Lab Sample ID: 480-193838-3
Date Collected: 12/28/21 09:18
Matrix: Solid
Date Received: 12/29/21 11:25

Prep Type	Batch Type	Batch Method	Run	Dilution Factor	Batch Number	Prepared or Analyzed	Analyst	Lab
TCLP	Leach	1311			610766	01/04/22 14:10	LMS	TAL BUF
TCLP	Prep	3510C			610864	01/05/22 11:24	JMP	TAL BUF
TCLP	Analysis	8081B		1	610920	01/06/22 17:49	JLS	TAL BUF
TCLP	Leach	1311			610766	01/04/22 14:10	LMS	TAL BUF
TCLP	Prep	8151A			610943	01/06/22 09:01	JMP	TAL BUF
TCLP	Analysis	8151		1	611060	01/07/22 21:51	MAN	TAL BUF
TCLP	Leach	1311			610766	01/04/22 14:10	LMS	TAL BUF
TCLP	Prep	3010A			610865	01/06/22 08:15	ADM	TAL BUF
TCLP	Analysis	6010C		1	611065	01/06/22 15:48	AMH	TAL BUF
TCLP	Leach	1311			610766	01/04/22 14:10	LMS	TAL BUF
TCLP	Prep	7470A			611516	01/12/22 13:35	BMB	TAL BUF
TCLP	Analysis	7470A		1	611585	01/12/22 16:38	BMB	TAL BUF
Total/NA	Analysis	1010A		1	611411	01/11/22 15:34	EJL	TAL BUF
Total/NA	Prep	7.3.3			610888	01/05/22 08:30	JGO	TAL BUF
Total/NA	Analysis	9012		1	610967	01/06/22 10:03	JGO	TAL BUF
Total/NA	Prep	7.3.4			610885	01/05/22 08:30	JGO	TAL BUF
Total/NA	Analysis	9034		1	610886	01/05/22 13:30	JGO	TAL BUF
Total/NA	Analysis	9045C		1	610898	01/05/22 13:00	KEB	TAL BUF
Total/NA	Analysis	Moisture		1	610558	12/30/21 17:02	IMZ	TAL BUF

Client Sample ID: PF3

Lab Sample ID: 480-193838-3
Date Collected: 12/28/21 09:18
Matrix: Solid
Date Received: 12/29/21 11:25
Percent Solids: 81.8

Prep Type	Batch Type	Batch Method	Run	Dilution Factor	Batch Number	Prepared or Analyzed	Analyst	Lab
Total/NA	Prep	5035A_H			610683	01/04/22 07:52	JLS	TAL BUF
Total/NA	Analysis	8015D		1	610704	01/04/22 16:21	JLS	TAL BUF
Total/NA	Prep	3550C			610609	01/03/22 08:28	VXF	TAL BUF
Total/NA	Analysis	8015D		1	610596	01/04/22 10:43	JLS	TAL BUF
Total/NA	Prep	3550C			610624	01/03/22 09:57	JMP	TAL BUF
Total/NA	Analysis	8082A		1	610755	01/05/22 00:03	W1T	TAL BUF

Client Sample ID: PF4

Lab Sample ID: 480-193838-4
Date Collected: 12/28/21 09:22
Matrix: Solid
Date Received: 12/29/21 11:25

Prep Type	Batch Type	Batch Method	Run	Dilution Factor	Batch Number	Prepared or Analyzed	Analyst	Lab
TCLP	Leach	1311			610787	01/04/22 16:03	LMS	TAL BUF
TCLP	Analysis	8260C		10	610929	01/06/22 17:59	WJD	TAL BUF
TCLP	Leach	1311			610766	01/04/22 14:10	LMS	TAL BUF
TCLP	Prep	3510C			610890	01/05/22 14:39	JMP	TAL BUF
TCLP	Analysis	8270D		1	610941	01/06/22 20:20	JMM	TAL BUF
TCLP	Leach	1311			610766	01/04/22 14:10	LMS	TAL BUF
TCLP	Prep	3510C			610864	01/05/22 11:24	JMP	TAL BUF
TCLP	Analysis	8081B		1	610920	01/06/22 18:08	JLS	TAL BUF

Lab Chronicle

Client: Brydges Engineering in Environment & Energy DPC
Project/Site: Pilgrim Village Family

Job ID: 480-193838-1

Client Sample ID: PF4

Lab Sample ID: 480-193838-4
Date Collected: 12/28/21 09:22
Matrix: Solid
Date Received: 12/29/21 11:25

Prep Type	Batch Type	Batch Method	Run	Dilution Factor	Batch Number	Prepared or Analyzed	Analyst	Lab
TCLP	Leach	1311			610766	01/04/22 14:10	LMS	TAL BUF
TCLP	Prep	8151A			610943	01/06/22 09:01	JMP	TAL BUF
TCLP	Analysis	8151		1	611060	01/07/22 22:21	MAN	TAL BUF
TCLP	Leach	1311			610766	01/04/22 14:10	LMS	TAL BUF
TCLP	Prep	3010A			610865	01/06/22 08:15	ADM	TAL BUF
TCLP	Analysis	6010C		1	611065	01/06/22 15:52	AMH	TAL BUF
TCLP	Leach	1311			610766	01/04/22 14:10	LMS	TAL BUF
TCLP	Prep	7470A			611516	01/12/22 13:35	BMB	TAL BUF
TCLP	Analysis	7470A		1	611585	01/12/22 16:39	BMB	TAL BUF
Total/NA	Analysis	1010A		1	611415	01/11/22 15:45	EJL	TAL BUF
Total/NA	Prep	7.3.3			610888	01/05/22 08:30	JGO	TAL BUF
Total/NA	Analysis	9012		1	610967	01/06/22 10:04	JGO	TAL BUF
Total/NA	Prep	7.3.4			610885	01/05/22 08:30	JGO	TAL BUF
Total/NA	Analysis	9034		1	610886	01/05/22 13:30	JGO	TAL BUF
Total/NA	Analysis	9045C		1	610898	01/05/22 13:00	KEB	TAL BUF
Total/NA	Analysis	Moisture		1	610558	12/30/21 17:02	IMZ	TAL BUF

Client Sample ID: PF4

Lab Sample ID: 480-193838-4
Date Collected: 12/28/21 09:22
Matrix: Solid
Date Received: 12/29/21 11:25
Percent Solids: 82.7

Prep Type	Batch Type	Batch Method	Run	Dilution Factor	Batch Number	Prepared or Analyzed	Analyst	Lab
Total/NA	Prep	5035A_H			610683	01/04/22 07:52	JLS	TAL BUF
Total/NA	Analysis	8015D		1	610704	01/04/22 16:57	JLS	TAL BUF
Total/NA	Prep	3550C			610609	01/03/22 08:28	VXF	TAL BUF
Total/NA	Analysis	8015D		1	610596	01/04/22 11:19	JLS	TAL BUF
Total/NA	Prep	3550C			610624	01/03/22 09:57	JMP	TAL BUF
Total/NA	Analysis	8082A		1	610755	01/05/22 00:42	W1T	TAL BUF

Client Sample ID: PF5

Lab Sample ID: 480-193838-5
Date Collected: 12/28/21 09:30
Matrix: Solid
Date Received: 12/29/21 11:25

Prep Type	Batch Type	Batch Method	Run	Dilution Factor	Batch Number	Prepared or Analyzed	Analyst	Lab
TCLP	Leach	1311			610787	01/04/22 16:03	LMS	TAL BUF
TCLP	Analysis	8260C		10	610929	01/06/22 18:22	WJD	TAL BUF
TCLP	Leach	1311			610766	01/04/22 14:10	LMS	TAL BUF
TCLP	Prep	3510C			610890	01/05/22 14:39	JMP	TAL BUF
TCLP	Analysis	8270D		1	610941	01/06/22 20:44	JMM	TAL BUF
TCLP	Leach	1311			610766	01/04/22 14:10	LMS	TAL BUF
TCLP	Prep	3510C			610864	01/05/22 11:24	JMP	TAL BUF
TCLP	Analysis	8081B		1	610920	01/06/22 18:48	JLS	TAL BUF
TCLP	Leach	1311			610766	01/04/22 14:10	LMS	TAL BUF
TCLP	Prep	8151A			610943	01/06/22 09:01	JMP	TAL BUF
TCLP	Analysis	8151		1	611060	01/07/22 22:50	MAN	TAL BUF

Lab Chronicle

Client: Brydges Engineering in Environment & Energy DPC
Project/Site: Pilgrim Village Family

Job ID: 480-193838-1

Client Sample ID: PF5

Lab Sample ID: 480-193838-5
Date Collected: 12/28/21 09:30
Matrix: Solid
Date Received: 12/29/21 11:25

Prep Type	Batch Type	Batch Method	Run	Dilution Factor	Batch Number	Prepared or Analyzed	Analyst	Lab
TCLP	Leach	1311			610766	01/04/22 14:10	LMS	TAL BUF
TCLP	Prep	3010A			610865	01/06/22 08:15	ADM	TAL BUF
TCLP	Analysis	6010C		1	611065	01/06/22 15:56	AMH	TAL BUF
TCLP	Leach	1311			610766	01/04/22 14:10	LMS	TAL BUF
TCLP	Prep	7470A			611516	01/12/22 13:35	BMB	TAL BUF
TCLP	Analysis	7470A		1	611585	01/12/22 16:41	BMB	TAL BUF
Total/NA	Analysis	1010A		1	611411	01/11/22 15:34	EJL	TAL BUF
Total/NA	Prep	7.3.3			610888	01/05/22 08:30	JGO	TAL BUF
Total/NA	Analysis	9012		1	610967	01/06/22 10:06	JGO	TAL BUF
Total/NA	Prep	7.3.4			610885	01/05/22 08:30	JGO	TAL BUF
Total/NA	Analysis	9034		1	610886	01/05/22 13:30	JGO	TAL BUF
Total/NA	Analysis	9045C		1	610898	01/05/22 13:00	KEB	TAL BUF
Total/NA	Analysis	Moisture		1	610558	12/30/21 17:02	IMZ	TAL BUF

Client Sample ID: PF5

Lab Sample ID: 480-193838-5
Date Collected: 12/28/21 09:30
Matrix: Solid
Date Received: 12/29/21 11:25
Percent Solids: 86.1

Prep Type	Batch Type	Batch Method	Run	Dilution Factor	Batch Number	Prepared or Analyzed	Analyst	Lab
Total/NA	Prep	5035A_H			610683	01/04/22 07:52	JLS	TAL BUF
Total/NA	Analysis	8015D		1	610704	01/04/22 17:34	JLS	TAL BUF
Total/NA	Prep	3550C			610609	01/03/22 08:28	VXF	TAL BUF
Total/NA	Analysis	8015D		1	610596	01/04/22 11:55	JLS	TAL BUF
Total/NA	Prep	3550C			610624	01/03/22 09:57	JMP	TAL BUF
Total/NA	Analysis	8082A		1	610755	01/05/22 00:55	W1T	TAL BUF

Client Sample ID: PF6

Lab Sample ID: 480-193838-6
Date Collected: 12/28/21 09:36
Matrix: Solid
Date Received: 12/29/21 11:25

Prep Type	Batch Type	Batch Method	Run	Dilution Factor	Batch Number	Prepared or Analyzed	Analyst	Lab
TCLP	Leach	1311			610945	01/06/22 09:09	LMS	TAL BUF
TCLP	Analysis	8260C		10	611172	01/10/22 12:41	LCH	TAL BUF
TCLP	Leach	1311			610905	01/05/22 16:04	LMS	TAL BUF
TCLP	Prep	3510C			611108	01/07/22 14:55	CMC	TAL BUF
TCLP	Analysis	8270D		1	611227	01/10/22 15:42	PJQ	TAL BUF
TCLP	Leach	1311			610905	01/05/22 16:04	LMS	TAL BUF
TCLP	Prep	3510C			611078	01/07/22 11:05	JMP	TAL BUF
TCLP	Analysis	8081B		1	611164	01/10/22 10:11	MAN	TAL BUF
TCLP	Leach	1311			610905	01/05/22 16:04	LMS	TAL BUF
TCLP	Prep	8151A			611079	01/07/22 11:11	JMP	TAL BUF
TCLP	Analysis	8151		1	611170	01/10/22 14:45	MAN	TAL BUF
TCLP	Leach	1311			610905	01/05/22 16:04	LMS	TAL BUF
TCLP	Prep	3010A			611074	01/07/22 11:22	NBS	TAL BUF
TCLP	Analysis	6010C		1	611215	01/07/22 22:24	AMH	TAL BUF

Lab Chronicle

Client: Brydges Engineering in Environment & Energy DPC
Project/Site: Pilgrim Village Family

Job ID: 480-193838-1

Client Sample ID: PF6

Lab Sample ID: 480-193838-6
Matrix: Solid

Date Collected: 12/28/21 09:36
Date Received: 12/29/21 11:25

Prep Type	Batch Type	Batch Method	Run	Dilution Factor	Batch Number	Prepared or Analyzed	Analyst	Lab
TCLP	Leach	1311			610905	01/05/22 16:04	LMS	TAL BUF
TCLP	Prep	7470A			611087	01/07/22 12:47	BMB	TAL BUF
TCLP	Analysis	7470A		1	611132	01/07/22 16:35	BMB	TAL BUF
Total/NA	Analysis	1010A		1	611415	01/11/22 15:45	EJL	TAL BUF
Total/NA	Prep	7.3.3			610888	01/05/22 08:30	JGO	TAL BUF
Total/NA	Analysis	9012		1	610967	01/06/22 10:10	JGO	TAL BUF
Total/NA	Prep	7.3.4			610885	01/05/22 08:30	JGO	TAL BUF
Total/NA	Analysis	9034		1	610886	01/05/22 13:30	JGO	TAL BUF
Total/NA	Analysis	9045C		1	610898	01/05/22 13:00	KEB	TAL BUF
Total/NA	Analysis	Moisture		1	610558	12/30/21 17:02	IMZ	TAL BUF

Client Sample ID: PF6

Lab Sample ID: 480-193838-6
Matrix: Solid
Percent Solids: 83.2

Date Collected: 12/28/21 09:36
Date Received: 12/29/21 11:25

Prep Type	Batch Type	Batch Method	Run	Dilution Factor	Batch Number	Prepared or Analyzed	Analyst	Lab
Total/NA	Prep	5035A_H			610683	01/04/22 07:52	JLS	TAL BUF
Total/NA	Analysis	8015D		1	610704	01/04/22 18:10	JLS	TAL BUF
Total/NA	Prep	3550C			610609	01/03/22 08:28	VXF	TAL BUF
Total/NA	Analysis	8015D		1	610596	01/04/22 12:31	JLS	TAL BUF
Total/NA	Prep	3550C			610624	01/03/22 09:57	JMP	TAL BUF
Total/NA	Analysis	8082A		1	610755	01/05/22 01:08	W1T	TAL BUF

Client Sample ID: PF7

Lab Sample ID: 480-193838-7
Matrix: Solid

Date Collected: 12/28/21 09:42
Date Received: 12/29/21 11:25

Prep Type	Batch Type	Batch Method	Run	Dilution Factor	Batch Number	Prepared or Analyzed	Analyst	Lab
TCLP	Leach	1311			610945	01/06/22 09:09	LMS	TAL BUF
TCLP	Analysis	8260C		10	611172	01/10/22 13:04	LCH	TAL BUF
TCLP	Leach	1311			610905	01/05/22 16:04	LMS	TAL BUF
TCLP	Prep	3510C			611108	01/07/22 14:55	CMC	TAL BUF
TCLP	Analysis	8270D		1	611227	01/10/22 16:05	PJQ	TAL BUF
TCLP	Leach	1311			610905	01/05/22 16:04	LMS	TAL BUF
TCLP	Prep	3510C			611078	01/07/22 11:05	JMP	TAL BUF
TCLP	Analysis	8081B		1	611164	01/10/22 10:30	MAN	TAL BUF
TCLP	Leach	1311			610905	01/05/22 16:04	LMS	TAL BUF
TCLP	Prep	8151A			611079	01/07/22 11:11	JMP	TAL BUF
TCLP	Analysis	8151		1	611170	01/10/22 15:14	MAN	TAL BUF
TCLP	Leach	1311			610905	01/05/22 16:04	LMS	TAL BUF
TCLP	Prep	3010A			611074	01/07/22 11:22	NBS	TAL BUF
TCLP	Analysis	6010C		1	611215	01/07/22 22:27	AMH	TAL BUF
TCLP	Leach	1311			610905	01/05/22 16:04	LMS	TAL BUF
TCLP	Prep	7470A			611087	01/07/22 12:47	BMB	TAL BUF
TCLP	Analysis	7470A		1	611132	01/07/22 16:37	BMB	TAL BUF

Lab Chronicle

Client: Brydges Engineering in Environment & Energy DPC
Project/Site: Pilgrim Village Family

Job ID: 480-193838-1

Client Sample ID: PF7

Lab Sample ID: 480-193838-7
Date Collected: 12/28/21 09:42
Matrix: Solid
Date Received: 12/29/21 11:25

Prep Type	Batch Type	Batch Method	Run	Dilution Factor	Batch Number	Prepared or Analyzed	Analyst	Lab
Total/NA	Analysis	1010A		1	611411	01/11/22 15:34	EJL	TAL BUF
Total/NA	Prep	7.3.3			610888	01/05/22 08:30	JGO	TAL BUF
Total/NA	Analysis	9012		1	610967	01/06/22 10:11	JGO	TAL BUF
Total/NA	Prep	7.3.4			610885	01/05/22 08:30	JGO	TAL BUF
Total/NA	Analysis	9034		1	610886	01/05/22 13:30	JGO	TAL BUF
Total/NA	Analysis	9045C		1	610898	01/05/22 13:00	KEB	TAL BUF
Total/NA	Analysis	Moisture		1	610558	12/30/21 17:02	IMZ	TAL BUF

Client Sample ID: PF7

Lab Sample ID: 480-193838-7
Date Collected: 12/28/21 09:42
Matrix: Solid
Date Received: 12/29/21 11:25
Percent Solids: 84.0

Prep Type	Batch Type	Batch Method	Run	Dilution Factor	Batch Number	Prepared or Analyzed	Analyst	Lab
Total/NA	Prep	5035A_H			610683	01/04/22 07:52	JLS	TAL BUF
Total/NA	Analysis	8015D		1	610704	01/04/22 18:46	JLS	TAL BUF
Total/NA	Prep	3550C			610609	01/03/22 08:28	VXF	TAL BUF
Total/NA	Analysis	8015D		1	610596	01/04/22 13:06	JLS	TAL BUF
Total/NA	Prep	3550C			610624	01/03/22 09:57	JMP	TAL BUF
Total/NA	Analysis	8082A		1	610755	01/05/22 01:21	W1T	TAL BUF

Client Sample ID: PF8

Lab Sample ID: 480-193838-8
Date Collected: 12/28/21 09:48
Matrix: Solid
Date Received: 12/29/21 11:25

Prep Type	Batch Type	Batch Method	Run	Dilution Factor	Batch Number	Prepared or Analyzed	Analyst	Lab
TCLP	Leach	1311			610945	01/06/22 09:09	LMS	TAL BUF
TCLP	Analysis	8260C		10	611172	01/10/22 13:27	LCH	TAL BUF
TCLP	Leach	1311			610905	01/05/22 16:04	LMS	TAL BUF
TCLP	Prep	3510C			611108	01/07/22 14:55	CMC	TAL BUF
TCLP	Analysis	8270D		1	611227	01/10/22 16:29	PJQ	TAL BUF
TCLP	Leach	1311			610905	01/05/22 16:04	LMS	TAL BUF
TCLP	Prep	3510C			611078	01/07/22 11:05	JMP	TAL BUF
TCLP	Analysis	8081B		1	611164	01/10/22 10:50	MAN	TAL BUF
TCLP	Leach	1311			610905	01/05/22 16:04	LMS	TAL BUF
TCLP	Prep	8151A			611079	01/07/22 11:11	JMP	TAL BUF
TCLP	Analysis	8151		1	611170	01/10/22 15:44	MAN	TAL BUF
TCLP	Leach	1311			610905	01/05/22 16:04	LMS	TAL BUF
TCLP	Prep	3010A			611074	01/07/22 11:22	NBS	TAL BUF
TCLP	Analysis	6010C		1	611215	01/07/22 22:31	AMH	TAL BUF
TCLP	Leach	1311			610905	01/05/22 16:04	LMS	TAL BUF
TCLP	Prep	7470A			611087	01/07/22 12:47	BMB	TAL BUF
TCLP	Analysis	7470A		1	611132	01/07/22 16:38	BMB	TAL BUF
Total/NA	Analysis	1010A		1	611415	01/11/22 15:45	EJL	TAL BUF
Total/NA	Prep	7.3.3			610888	01/05/22 08:30	JGO	TAL BUF
Total/NA	Analysis	9012		1	610967	01/06/22 10:13	JGO	TAL BUF

Lab Chronicle

Client: Brydges Engineering in Environment & Energy DPC
Project/Site: Pilgrim Village Family

Job ID: 480-193838-1

Client Sample ID: PF8

Lab Sample ID: 480-193838-8
Date Collected: 12/28/21 09:48
Matrix: Solid
Date Received: 12/29/21 11:25

Prep Type	Batch Type	Batch Method	Run	Dilution Factor	Batch Number	Prepared or Analyzed	Analyst	Lab
Total/NA	Prep	7.3.4			610885	01/05/22 08:30	JGO	TAL BUF
Total/NA	Analysis	9034		1	610886	01/05/22 13:30	JGO	TAL BUF
Total/NA	Analysis	9045C		1	610898	01/05/22 13:00	KEB	TAL BUF
Total/NA	Analysis	Moisture		1	610558	12/30/21 17:02	IMZ	TAL BUF

Client Sample ID: PF8

Lab Sample ID: 480-193838-8
Date Collected: 12/28/21 09:48
Matrix: Solid
Date Received: 12/29/21 11:25
Percent Solids: 82.1

Prep Type	Batch Type	Batch Method	Run	Dilution Factor	Batch Number	Prepared or Analyzed	Analyst	Lab
Total/NA	Prep	5035A_H			610683	01/04/22 07:52	JLS	TAL BUF
Total/NA	Analysis	8015D		1	610704	01/04/22 19:22	JLS	TAL BUF
Total/NA	Prep	3550C			610609	01/03/22 08:28	VXF	TAL BUF
Total/NA	Analysis	8015D		1	610596	01/04/22 13:42	JLS	TAL BUF
Total/NA	Prep	3550C			610624	01/03/22 09:57	JMP	TAL BUF
Total/NA	Analysis	8082A		1	610755	01/05/22 01:34	W1T	TAL BUF

Client Sample ID: PF9

Lab Sample ID: 480-193838-9
Date Collected: 12/28/21 09:54
Matrix: Solid
Date Received: 12/29/21 11:25

Prep Type	Batch Type	Batch Method	Run	Dilution Factor	Batch Number	Prepared or Analyzed	Analyst	Lab
TCLP	Leach	1311			610945	01/06/22 09:09	LMS	TAL BUF
TCLP	Analysis	8260C		10	611172	01/10/22 13:50	LCH	TAL BUF
TCLP	Leach	1311			610905	01/05/22 16:04	LMS	TAL BUF
TCLP	Prep	3510C			611108	01/07/22 14:55	CMC	TAL BUF
TCLP	Analysis	8270D		1	611227	01/10/22 16:53	PJQ	TAL BUF
TCLP	Leach	1311			610905	01/05/22 16:04	LMS	TAL BUF
TCLP	Prep	3510C			611078	01/07/22 11:05	JMP	TAL BUF
TCLP	Analysis	8081B		1	611164	01/10/22 11:10	MAN	TAL BUF
TCLP	Leach	1311			610905	01/05/22 16:04	LMS	TAL BUF
TCLP	Prep	8151A			611079	01/07/22 11:11	JMP	TAL BUF
TCLP	Analysis	8151		1	611170	01/10/22 16:14	MAN	TAL BUF
TCLP	Leach	1311			610905	01/05/22 16:04	LMS	TAL BUF
TCLP	Prep	3010A			611074	01/07/22 11:22	NBS	TAL BUF
TCLP	Analysis	6010C		1	611215	01/07/22 22:46	AMH	TAL BUF
TCLP	Leach	1311			610905	01/05/22 16:04	LMS	TAL BUF
TCLP	Prep	7470A			611087	01/07/22 12:47	BMB	TAL BUF
TCLP	Analysis	7470A		1	611132	01/07/22 16:39	BMB	TAL BUF
Total/NA	Analysis	1010A		1	611411	01/11/22 15:34	EJL	TAL BUF
Total/NA	Prep	7.3.3			610888	01/05/22 08:30	JGO	TAL BUF
Total/NA	Analysis	9012		1	610967	01/06/22 10:14	JGO	TAL BUF
Total/NA	Prep	7.3.4			610885	01/05/22 08:30	JGO	TAL BUF
Total/NA	Analysis	9034		1	610886	01/05/22 13:30	JGO	TAL BUF
Total/NA	Analysis	9045C		1	610898	01/05/22 13:00	KEB	TAL BUF

Lab Chronicle

Client: Brydges Engineering in Environment & Energy DPC
Project/Site: Pilgrim Village Family

Job ID: 480-193838-1

Client Sample ID: PF9

Lab Sample ID: 480-193838-9
Date Collected: 12/28/21 09:54
Matrix: Solid
Date Received: 12/29/21 11:25

Prep Type	Batch Type	Batch Method	Run	Dilution Factor	Batch Number	Prepared or Analyzed	Analyst	Lab
Total/NA	Analysis	Moisture		1	610558	12/30/21 17:02	IMZ	TAL BUF

Client Sample ID: PF9

Lab Sample ID: 480-193838-9
Date Collected: 12/28/21 09:54
Matrix: Solid
Date Received: 12/29/21 11:25
Percent Solids: 83.2

Prep Type	Batch Type	Batch Method	Run	Dilution Factor	Batch Number	Prepared or Analyzed	Analyst	Lab
Total/NA	Prep	5035A_H			610683	01/04/22 07:52	JLS	TAL BUF
Total/NA	Analysis	8015D		1	610704	01/04/22 20:34	JLS	TAL BUF
Total/NA	Prep	3550C			610609	01/03/22 08:28	VXF	TAL BUF
Total/NA	Analysis	8015D		1	610596	01/04/22 14:54	JLS	TAL BUF
Total/NA	Prep	3550C			610624	01/03/22 09:57	JMP	TAL BUF
Total/NA	Analysis	8082A		1	610755	01/05/22 01:46	W1T	TAL BUF

Client Sample ID: PF10

Lab Sample ID: 480-193838-10
Date Collected: 12/28/21 10:00
Matrix: Solid
Date Received: 12/29/21 11:25

Prep Type	Batch Type	Batch Method	Run	Dilution Factor	Batch Number	Prepared or Analyzed	Analyst	Lab
TCLP	Leach	1311			610945	01/06/22 09:09	LMS	TAL BUF
TCLP	Analysis	8260C		10	611172	01/10/22 14:13	LCH	TAL BUF
TCLP	Leach	1311			610905	01/05/22 16:04	LMS	TAL BUF
TCLP	Prep	3510C			611108	01/07/22 14:55	CMC	TAL BUF
TCLP	Analysis	8270D		1	611227	01/10/22 17:17	PJQ	TAL BUF
TCLP	Leach	1311			610905	01/05/22 16:04	LMS	TAL BUF
TCLP	Prep	3510C			611078	01/07/22 11:05	JMP	TAL BUF
TCLP	Analysis	8081B		1	611164	01/10/22 11:29	MAN	TAL BUF
TCLP	Leach	1311			610905	01/05/22 16:04	LMS	TAL BUF
TCLP	Prep	8151A			611079	01/07/22 11:11	JMP	TAL BUF
TCLP	Analysis	8151		1	611170	01/10/22 16:43	MAN	TAL BUF
TCLP	Leach	1311			610905	01/05/22 16:04	LMS	TAL BUF
TCLP	Prep	3010A			611074	01/07/22 11:22	NBS	TAL BUF
TCLP	Analysis	6010C		1	611215	01/07/22 22:50	AMH	TAL BUF
TCLP	Leach	1311			610905	01/05/22 16:04	LMS	TAL BUF
TCLP	Prep	7470A			611087	01/07/22 12:47	BMB	TAL BUF
TCLP	Analysis	7470A		1	611132	01/07/22 16:40	BMB	TAL BUF
Total/NA	Analysis	1010A		1	611415	01/11/22 15:45	EJL	TAL BUF
Total/NA	Prep	7.3.3			610987	01/06/22 12:52	JGO	TAL BUF
Total/NA	Analysis	9012		1	611003	01/06/22 13:29	JGO	TAL BUF
Total/NA	Prep	7.3.4			610992	01/06/22 12:52	JGO	TAL BUF
Total/NA	Analysis	9034		1	611057	01/06/22 13:00	JGO	TAL BUF
Total/NA	Analysis	9045C		1	610898	01/05/22 13:00	KEB	TAL BUF
Total/NA	Analysis	Moisture		1	610558	12/30/21 17:02	IMZ	TAL BUF

Lab Chronicle

Client: Brydges Engineering in Environment & Energy DPC
Project/Site: Pilgrim Village Family

Job ID: 480-193838-1

Client Sample ID: PF10

Lab Sample ID: 480-193838-10
Date Collected: 12/28/21 10:00
Matrix: Solid
Date Received: 12/29/21 11:25
Percent Solids: 82.2

Prep Type	Batch Type	Batch Method	Run	Dilution Factor	Batch Number	Prepared or Analyzed	Analyst	Lab
Total/NA	Prep	5035A_H			610683	01/04/22 07:52	JLS	TAL BUF
Total/NA	Analysis	8015D		1	610704	01/04/22 21:11	JLS	TAL BUF
Total/NA	Prep	3550C			610609	01/03/22 08:28	VXF	TAL BUF
Total/NA	Analysis	8015D		1	610596	01/04/22 15:30	JLS	TAL BUF
Total/NA	Prep	3550C			610624	01/03/22 09:57	JMP	TAL BUF
Total/NA	Analysis	8082A		1	610755	01/05/22 01:59	W1T	TAL BUF

Client Sample ID: PF11

Lab Sample ID: 480-193838-11
Date Collected: 12/28/21 10:06
Matrix: Solid
Date Received: 12/29/21 11:25

Prep Type	Batch Type	Batch Method	Run	Dilution Factor	Batch Number	Prepared or Analyzed	Analyst	Lab
TCLP	Leach	1311			610945	01/06/22 09:09	LMS	TAL BUF
TCLP	Analysis	8260C		10	611172	01/10/22 14:37	LCH	TAL BUF
TCLP	Leach	1311			610905	01/05/22 16:04	LMS	TAL BUF
TCLP	Prep	3510C			611108	01/07/22 14:55	CMC	TAL BUF
TCLP	Analysis	8270D		1	611227	01/10/22 17:41	PJQ	TAL BUF
TCLP	Leach	1311			610905	01/05/22 16:04	LMS	TAL BUF
TCLP	Prep	3510C			611078	01/07/22 11:05	JMP	TAL BUF
TCLP	Analysis	8081B		1	611164	01/10/22 11:49	MAN	TAL BUF
TCLP	Leach	1311			610905	01/05/22 16:04	LMS	TAL BUF
TCLP	Prep	8151A			611079	01/07/22 11:11	JMP	TAL BUF
TCLP	Analysis	8151		1	611170	01/10/22 17:13	MAN	TAL BUF
TCLP	Leach	1311			610905	01/05/22 16:04	LMS	TAL BUF
TCLP	Prep	3010A			611074	01/07/22 11:22	NBS	TAL BUF
TCLP	Analysis	6010C		1	611215	01/07/22 22:54	AMH	TAL BUF
TCLP	Leach	1311			610905	01/05/22 16:04	LMS	TAL BUF
TCLP	Prep	7470A			611087	01/07/22 12:47	BMB	TAL BUF
TCLP	Analysis	7470A		1	611132	01/07/22 16:42	BMB	TAL BUF
Total/NA	Analysis	1010A		1	611411	01/11/22 15:34	EJL	TAL BUF
Total/NA	Prep	7.3.3			610987	01/06/22 12:52	JGO	TAL BUF
Total/NA	Analysis	9012		1	611003	01/06/22 13:31	JGO	TAL BUF
Total/NA	Prep	7.3.4			610992	01/06/22 12:52	JGO	TAL BUF
Total/NA	Analysis	9034		1	611057	01/06/22 13:00	JGO	TAL BUF
Total/NA	Analysis	9045C		1	610898	01/05/22 13:00	KEB	TAL BUF
Total/NA	Analysis	Moisture		1	610558	12/30/21 17:02	IMZ	TAL BUF

Client Sample ID: PF11

Lab Sample ID: 480-193838-11
Date Collected: 12/28/21 10:06
Matrix: Solid
Date Received: 12/29/21 11:25
Percent Solids: 84.0

Prep Type	Batch Type	Batch Method	Run	Dilution Factor	Batch Number	Prepared or Analyzed	Analyst	Lab
Total/NA	Prep	5035A_H			610683	01/04/22 07:52	JLS	TAL BUF
Total/NA	Analysis	8015D		1	610704	01/04/22 21:47	JLS	TAL BUF

Lab Chronicle

Client: Brydges Engineering in Environment & Energy DPC
Project/Site: Pilgrim Village Family

Job ID: 480-193838-1

Client Sample ID: PF11

Lab Sample ID: 480-193838-11
Date Collected: 12/28/21 10:06
Matrix: Solid
Date Received: 12/29/21 11:25
Percent Solids: 84.0

Prep Type	Batch Type	Batch Method	Run	Dilution Factor	Batch Number	Prepared or Analyzed	Analyst	Lab
Total/NA	Prep	3550C			610609	01/03/22 08:28	VXF	TAL BUF
Total/NA	Analysis	8015D		1	610596	01/04/22 16:06	JLS	TAL BUF
Total/NA	Prep	3550C			610624	01/03/22 09:57	JMP	TAL BUF
Total/NA	Analysis	8082A		1	610755	01/05/22 02:12	W1T	TAL BUF

Client Sample ID: PF12

Lab Sample ID: 480-193838-12
Date Collected: 12/28/21 10:12
Matrix: Solid
Date Received: 12/29/21 11:25

Prep Type	Batch Type	Batch Method	Run	Dilution Factor	Batch Number	Prepared or Analyzed	Analyst	Lab
TCLP	Leach	1311			610945	01/06/22 09:09	LMS	TAL BUF
TCLP	Analysis	8260C		10	611172	01/10/22 14:59	LCH	TAL BUF
TCLP	Leach	1311			610905	01/05/22 16:04	LMS	TAL BUF
TCLP	Prep	3510C			611108	01/07/22 14:55	CMC	TAL BUF
TCLP	Analysis	8270D		1	611227	01/10/22 18:04	PJQ	TAL BUF
TCLP	Leach	1311			610905	01/05/22 16:04	LMS	TAL BUF
TCLP	Prep	3510C			611078	01/07/22 11:05	JMP	TAL BUF
TCLP	Analysis	8081B		1	611164	01/10/22 12:08	MAN	TAL BUF
TCLP	Leach	1311			610905	01/05/22 16:04	LMS	TAL BUF
TCLP	Prep	8151A			611079	01/07/22 11:11	JMP	TAL BUF
TCLP	Analysis	8151		1	611170	01/10/22 18:12	MAN	TAL BUF
TCLP	Leach	1311			610905	01/05/22 16:04	LMS	TAL BUF
TCLP	Prep	3010A			611074	01/07/22 11:22	NBS	TAL BUF
TCLP	Analysis	6010C		1	611215	01/07/22 22:58	AMH	TAL BUF
TCLP	Leach	1311			610905	01/05/22 16:04	LMS	TAL BUF
TCLP	Prep	7470A			611087	01/07/22 12:47	BMB	TAL BUF
TCLP	Analysis	7470A		1	611132	01/07/22 16:43	BMB	TAL BUF
Total/NA	Analysis	1010A		1	611547	01/12/22 14:11	JGO	TAL BUF
Total/NA	Prep	7.3.3			610987	01/06/22 12:52	JGO	TAL BUF
Total/NA	Analysis	9012		1	611003	01/06/22 13:32	JGO	TAL BUF
Total/NA	Prep	7.3.4			610992	01/06/22 12:52	JGO	TAL BUF
Total/NA	Analysis	9034		1	611057	01/06/22 13:00	JGO	TAL BUF
Total/NA	Analysis	9045C		1	610898	01/05/22 13:00	KEB	TAL BUF
Total/NA	Analysis	Moisture		1	610558	12/30/21 17:02	IMZ	TAL BUF

Client Sample ID: PF12

Lab Sample ID: 480-193838-12
Date Collected: 12/28/21 10:12
Matrix: Solid
Date Received: 12/29/21 11:25
Percent Solids: 85.9

Prep Type	Batch Type	Batch Method	Run	Dilution Factor	Batch Number	Prepared or Analyzed	Analyst	Lab
Total/NA	Prep	5035A_H			610683	01/04/22 07:52	JLS	TAL BUF
Total/NA	Analysis	8015D		1	610704	01/04/22 22:23	JLS	TAL BUF
Total/NA	Prep	3550C			610609	01/03/22 08:28	VXF	TAL BUF
Total/NA	Analysis	8015D		1	610596	01/04/22 16:42	JLS	TAL BUF

Lab Chronicle

Client: Brydges Engineering in Environment & Energy DPC
Project/Site: Pilgrim Village Family

Job ID: 480-193838-1

Client Sample ID: PF12

Lab Sample ID: 480-193838-12
Date Collected: 12/28/21 10:12
Matrix: Solid
Date Received: 12/29/21 11:25
Percent Solids: 85.9

Prep Type	Batch Type	Batch Method	Run	Dilution Factor	Batch Number	Prepared or Analyzed	Analyst	Lab
Total/NA	Prep	3550C			610615	01/03/22 08:48	VXF	TAL BUF
Total/NA	Analysis	8082A		1	610753	01/04/22 16:34	NC	TAL BUF

Client Sample ID: PF13

Lab Sample ID: 480-193838-13
Date Collected: 12/28/21 10:18
Matrix: Solid
Date Received: 12/29/21 11:25

Prep Type	Batch Type	Batch Method	Run	Dilution Factor	Batch Number	Prepared or Analyzed	Analyst	Lab
TCLP	Leach	1311			610945	01/06/22 09:09	LMS	TAL BUF
TCLP	Analysis	8260C		10	611172	01/10/22 15:23	LCH	TAL BUF
TCLP	Leach	1311			610905	01/05/22 16:04	LMS	TAL BUF
TCLP	Prep	3510C			611108	01/07/22 14:55	CMC	TAL BUF
TCLP	Analysis	8270D		1	611227	01/10/22 18:28	PJQ	TAL BUF
TCLP	Leach	1311			610905	01/05/22 16:04	LMS	TAL BUF
TCLP	Prep	3510C			611078	01/07/22 11:05	JMP	TAL BUF
TCLP	Analysis	8081B		1	611164	01/10/22 12:28	MAN	TAL BUF
TCLP	Leach	1311			610905	01/05/22 16:04	LMS	TAL BUF
TCLP	Prep	8151A			611079	01/07/22 11:11	JMP	TAL BUF
TCLP	Analysis	8151		1	611170	01/10/22 18:42	MAN	TAL BUF
TCLP	Leach	1311			610905	01/05/22 16:04	LMS	TAL BUF
TCLP	Prep	3010A			611074	01/07/22 11:22	NBS	TAL BUF
TCLP	Analysis	6010C		1	611215	01/07/22 23:02	AMH	TAL BUF
TCLP	Leach	1311			610905	01/05/22 16:04	LMS	TAL BUF
TCLP	Prep	7470A			611087	01/07/22 12:47	BMB	TAL BUF
TCLP	Analysis	7470A		1	611132	01/07/22 16:47	BMB	TAL BUF
Total/NA	Analysis	1010A		1	611547	01/12/22 14:11	JGO	TAL BUF
Total/NA	Prep	7.3.3			610987	01/06/22 12:52	JGO	TAL BUF
Total/NA	Analysis	9012		1	611003	01/06/22 13:34	JGO	TAL BUF
Total/NA	Prep	7.3.4			610992	01/06/22 12:52	JGO	TAL BUF
Total/NA	Analysis	9034		1	611057	01/06/22 13:00	JGO	TAL BUF
Total/NA	Analysis	9045C		1	610898	01/05/22 13:00	KEB	TAL BUF
Total/NA	Analysis	Moisture		1	610558	12/30/21 17:02	IMZ	TAL BUF

Client Sample ID: PF13

Lab Sample ID: 480-193838-13
Date Collected: 12/28/21 10:18
Matrix: Solid
Date Received: 12/29/21 11:25
Percent Solids: 86.3

Prep Type	Batch Type	Batch Method	Run	Dilution Factor	Batch Number	Prepared or Analyzed	Analyst	Lab
Total/NA	Prep	5035A_H			610683	01/04/22 07:52	JLS	TAL BUF
Total/NA	Analysis	8015D		1	610704	01/04/22 22:58	JLS	TAL BUF
Total/NA	Prep	3550C			610653	01/03/22 14:39	CMC	TAL BUF
Total/NA	Analysis	8015D		1	610807	01/05/22 15:24	MAN	TAL BUF
Total/NA	Prep	3550C			610615	01/03/22 08:48	VXF	TAL BUF
Total/NA	Analysis	8082A		1	610753	01/04/22 16:46	NC	TAL BUF

Lab Chronicle

Client: Brydges Engineering in Environment & Energy DPC
Project/Site: Pilgrim Village Family

Job ID: 480-193838-1

Client Sample ID: PF14

Lab Sample ID: 480-193838-14
Date Collected: 12/28/21 10:24
Matrix: Solid
Date Received: 12/29/21 11:25

Prep Type	Batch Type	Batch Method	Run	Dilution Factor	Batch Number	Prepared or Analyzed	Analyst	Lab
TCLP	Leach	1311			610945	01/06/22 09:09	LMS	TAL BUF
TCLP	Analysis	8260C		10	611172	01/10/22 15:46	LCH	TAL BUF
TCLP	Leach	1311			610905	01/05/22 16:04	LMS	TAL BUF
TCLP	Prep	3510C			611108	01/07/22 14:55	CMC	TAL BUF
TCLP	Analysis	8270D		1	611227	01/10/22 18:52	PJQ	TAL BUF
TCLP	Leach	1311			610905	01/05/22 16:04	LMS	TAL BUF
TCLP	Prep	3510C			611078	01/07/22 11:05	JMP	TAL BUF
TCLP	Analysis	8081B		1	611164	01/10/22 12:48	MAN	TAL BUF
TCLP	Leach	1311			610905	01/05/22 16:04	LMS	TAL BUF
TCLP	Prep	8151A			611079	01/07/22 11:11	JMP	TAL BUF
TCLP	Analysis	8151		1	611170	01/10/22 19:12	MAN	TAL BUF
TCLP	Leach	1311			610905	01/05/22 16:04	LMS	TAL BUF
TCLP	Prep	3010A			611074	01/07/22 11:22	NBS	TAL BUF
TCLP	Analysis	6010C		1	611215	01/07/22 23:06	AMH	TAL BUF
TCLP	Leach	1311			610905	01/05/22 16:04	LMS	TAL BUF
TCLP	Prep	7470A			611087	01/07/22 12:47	BMB	TAL BUF
TCLP	Analysis	7470A		1	611132	01/07/22 16:48	BMB	TAL BUF
Total/NA	Analysis	1010A		1	611547	01/12/22 14:11	JGO	TAL BUF
Total/NA	Prep	7.3.3			610987	01/06/22 12:52	JGO	TAL BUF
Total/NA	Analysis	9012		1	611003	01/06/22 13:35	JGO	TAL BUF
Total/NA	Prep	7.3.4			610992	01/06/22 12:52	JGO	TAL BUF
Total/NA	Analysis	9034		1	611057	01/06/22 13:00	JGO	TAL BUF
Total/NA	Analysis	9045C		1	610898	01/05/22 13:00	KEB	TAL BUF
Total/NA	Analysis	Moisture		1	610558	12/30/21 17:02	IMZ	TAL BUF

Client Sample ID: PF14

Lab Sample ID: 480-193838-14
Date Collected: 12/28/21 10:24
Matrix: Solid
Date Received: 12/29/21 11:25
Percent Solids: 86.1

Prep Type	Batch Type	Batch Method	Run	Dilution Factor	Batch Number	Prepared or Analyzed	Analyst	Lab
Total/NA	Prep	5035A_H			610683	01/04/22 07:52	JLS	TAL BUF
Total/NA	Analysis	8015D		1	610704	01/04/22 23:34	JLS	TAL BUF
Total/NA	Prep	3550C			610653	01/03/22 14:39	CMC	TAL BUF
Total/NA	Analysis	8015D		1	610807	01/05/22 16:00	MAN	TAL BUF
Total/NA	Prep	3550C			610615	01/03/22 08:48	VXF	TAL BUF
Total/NA	Analysis	8082A		1	610753	01/04/22 16:59	NC	TAL BUF

Client Sample ID: PF15

Lab Sample ID: 480-193838-15
Date Collected: 12/28/21 10:30
Matrix: Solid
Date Received: 12/29/21 11:25

Prep Type	Batch Type	Batch Method	Run	Dilution Factor	Batch Number	Prepared or Analyzed	Analyst	Lab
TCLP	Leach	1311			610945	01/06/22 09:09	LMS	TAL BUF
TCLP	Analysis	8260C		10	611306	01/11/22 11:17	AXK	TAL BUF

Lab Chronicle

Client: Brydges Engineering in Environment & Energy DPC
Project/Site: Pilgrim Village Family

Job ID: 480-193838-1

Client Sample ID: PF15

Lab Sample ID: 480-193838-15

Date Collected: 12/28/21 10:30
Matrix: Solid
Date Received: 12/29/21 11:25

Prep Type	Batch Type	Batch Method	Run	Dilution Factor	Batch Number	Prepared or Analyzed	Analyst	Lab
TCLP	Leach	1311			610905	01/05/22 16:04	LMS	TAL BUF
TCLP	Prep	3510C			611108	01/07/22 14:55	CMC	TAL BUF
TCLP	Analysis	8270D		1	611227	01/10/22 19:15	PJQ	TAL BUF
TCLP	Leach	1311			610905	01/05/22 16:04	LMS	TAL BUF
TCLP	Prep	3510C			611078	01/07/22 11:05	JMP	TAL BUF
TCLP	Analysis	8081B		1	611164	01/10/22 13:07	MAN	TAL BUF
TCLP	Leach	1311			610905	01/05/22 16:04	LMS	TAL BUF
TCLP	Prep	8151A			611079	01/07/22 11:11	JMP	TAL BUF
TCLP	Analysis	8151		1	611170	01/10/22 19:41	MAN	TAL BUF
TCLP	Leach	1311			610905	01/05/22 16:04	LMS	TAL BUF
TCLP	Prep	3010A			611074	01/07/22 11:22	NBS	TAL BUF
TCLP	Analysis	6010C		1	611215	01/07/22 23:10	AMH	TAL BUF
TCLP	Leach	1311			610905	01/05/22 16:04	LMS	TAL BUF
TCLP	Prep	7470A			611087	01/07/22 12:47	BMB	TAL BUF
TCLP	Analysis	7470A		1	611132	01/07/22 16:50	BMB	TAL BUF
Total/NA	Analysis	1010A		1	611547	01/12/22 14:11	JGO	TAL BUF
Total/NA	Prep	7.3.3			610987	01/06/22 12:52	JGO	TAL BUF
Total/NA	Analysis	9012		1	611003	01/06/22 13:39	JGO	TAL BUF
Total/NA	Prep	7.3.4			610992	01/06/22 12:52	JGO	TAL BUF
Total/NA	Analysis	9034		1	611057	01/06/22 13:00	JGO	TAL BUF
Total/NA	Analysis	9045C		1	610898	01/05/22 13:00	KEB	TAL BUF
Total/NA	Analysis	Moisture		1	610558	12/30/21 17:02	IMZ	TAL BUF

Client Sample ID: PF15

Lab Sample ID: 480-193838-15

Date Collected: 12/28/21 10:30
Matrix: Solid
Date Received: 12/29/21 11:25
Percent Solids: 86.2

Prep Type	Batch Type	Batch Method	Run	Dilution Factor	Batch Number	Prepared or Analyzed	Analyst	Lab
Total/NA	Prep	5035A_H			610683	01/04/22 07:52	JLS	TAL BUF
Total/NA	Analysis	8015D		1	610704	01/05/22 00:10	JLS	TAL BUF
Total/NA	Prep	3550C			610653	01/03/22 14:39	CMC	TAL BUF
Total/NA	Analysis	8015D		1	610807	01/05/22 14:48	MAN	TAL BUF
Total/NA	Prep	3550C			610615	01/03/22 08:48	VXF	TAL BUF
Total/NA	Analysis	8082A		1	610753	01/04/22 16:21	NC	TAL BUF

Client Sample ID: PF16

Lab Sample ID: 480-193838-16

Date Collected: 12/28/21 10:36
Matrix: Solid
Date Received: 12/29/21 11:25

Prep Type	Batch Type	Batch Method	Run	Dilution Factor	Batch Number	Prepared or Analyzed	Analyst	Lab
TCLP	Leach	1311			610945	01/06/22 09:09	LMS	TAL BUF
TCLP	Analysis	8260C		10	611306	01/11/22 11:39	AXK	TAL BUF
TCLP	Leach	1311			610905	01/05/22 16:04	LMS	TAL BUF
TCLP	Prep	3510C			611108	01/07/22 14:55	CMC	TAL BUF
TCLP	Analysis	8270D		1	611227	01/10/22 19:39	PJQ	TAL BUF

Lab Chronicle

Client: Brydges Engineering in Environment & Energy DPC
Project/Site: Pilgrim Village Family

Job ID: 480-193838-1

Client Sample ID: PF16

Lab Sample ID: 480-193838-16

Date Collected: 12/28/21 10:36
Date Received: 12/29/21 11:25

Matrix: Solid

Prep Type	Batch Type	Batch Method	Run	Dilution Factor	Batch Number	Prepared or Analyzed	Analyst	Lab
TCLP	Leach	1311			610905	01/05/22 16:04	LMS	TAL BUF
TCLP	Prep	3510C			611078	01/07/22 11:05	JMP	TAL BUF
TCLP	Analysis	8081B		1	611164	01/10/22 13:27	MAN	TAL BUF
TCLP	Leach	1311			610905	01/05/22 16:04	LMS	TAL BUF
TCLP	Prep	8151A			611079	01/07/22 11:11	JMP	TAL BUF
TCLP	Analysis	8151		1	611170	01/10/22 20:11	MAN	TAL BUF
TCLP	Leach	1311			610905	01/05/22 16:04	LMS	TAL BUF
TCLP	Prep	3010A			611074	01/07/22 11:22	NBS	TAL BUF
TCLP	Analysis	6010C		1	611215	01/07/22 23:13	AMH	TAL BUF
TCLP	Leach	1311			610905	01/05/22 16:04	LMS	TAL BUF
TCLP	Prep	7470A			611087	01/07/22 12:47	BMB	TAL BUF
TCLP	Analysis	7470A		1	611132	01/07/22 16:51	BMB	TAL BUF
Total/NA	Analysis	1010A		1	611591	01/12/22 20:45	EJL	TAL BUF
Total/NA	Prep	7.3.3			610987	01/06/22 12:52	JGO	TAL BUF
Total/NA	Analysis	9012		1	611003	01/06/22 13:41	JGO	TAL BUF
Total/NA	Prep	7.3.4			610992	01/06/22 12:52	JGO	TAL BUF
Total/NA	Analysis	9034		1	611057	01/06/22 13:00	JGO	TAL BUF
Total/NA	Analysis	9045C		1	610898	01/05/22 13:00	KEB	TAL BUF
Total/NA	Analysis	Moisture		1	610558	12/30/21 17:02	IMZ	TAL BUF

Client Sample ID: PF16

Lab Sample ID: 480-193838-16

Date Collected: 12/28/21 10:36
Date Received: 12/29/21 11:25

Matrix: Solid
Percent Solids: 86.5

Prep Type	Batch Type	Batch Method	Run	Dilution Factor	Batch Number	Prepared or Analyzed	Analyst	Lab
Total/NA	Prep	5035A_H			610683	01/04/22 07:52	JLS	TAL BUF
Total/NA	Analysis	8015D		1	610704	01/05/22 00:46	JLS	TAL BUF
Total/NA	Prep	3550C			610653	01/03/22 14:39	CMC	TAL BUF
Total/NA	Analysis	8015D		1	610807	01/05/22 16:35	MAN	TAL BUF
Total/NA	Prep	3550C			610615	01/03/22 08:48	VXF	TAL BUF
Total/NA	Analysis	8082A		1	610753	01/04/22 17:12	NC	TAL BUF

Client Sample ID: PF17

Lab Sample ID: 480-193838-17

Date Collected: 12/28/21 10:42
Date Received: 12/29/21 11:25

Matrix: Solid

Prep Type	Batch Type	Batch Method	Run	Dilution Factor	Batch Number	Prepared or Analyzed	Analyst	Lab
TCLP	Leach	1311			610945	01/06/22 09:09	LMS	TAL BUF
TCLP	Analysis	8260C		10	611306	01/11/22 12:01	AXK	TAL BUF
TCLP	Leach	1311			610905	01/05/22 16:04	LMS	TAL BUF
TCLP	Prep	3510C			611108	01/07/22 14:55	CMC	TAL BUF
TCLP	Analysis	8270D		1	611227	01/10/22 20:03	PJQ	TAL BUF
TCLP	Leach	1311			610905	01/05/22 16:04	LMS	TAL BUF
TCLP	Prep	3510C			611078	01/07/22 11:05	JMP	TAL BUF
TCLP	Analysis	8081B		1	611164	01/10/22 13:46	MAN	TAL BUF

Lab Chronicle

Client: Brydges Engineering in Environment & Energy DPC
Project/Site: Pilgrim Village Family

Job ID: 480-193838-1

Client Sample ID: PF17

Lab Sample ID: 480-193838-17
Date Collected: 12/28/21 10:42
Matrix: Solid
Date Received: 12/29/21 11:25

Prep Type	Batch Type	Batch Method	Run	Dilution Factor	Batch Number	Prepared or Analyzed	Analyst	Lab
TCLP	Leach	1311			610905	01/05/22 16:04	LMS	TAL BUF
TCLP	Prep	8151A			611079	01/07/22 11:11	JMP	TAL BUF
TCLP	Analysis	8151		1	611170	01/10/22 20:40	MAN	TAL BUF
TCLP	Leach	1311			610905	01/05/22 16:04	LMS	TAL BUF
TCLP	Prep	3010A			611074	01/07/22 11:22	NBS	TAL BUF
TCLP	Analysis	6010C		1	611215	01/07/22 23:18	AMH	TAL BUF
TCLP	Leach	1311			610905	01/05/22 16:04	LMS	TAL BUF
TCLP	Prep	7470A			611087	01/07/22 12:47	BMB	TAL BUF
TCLP	Analysis	7470A		1	611132	01/07/22 16:52	BMB	TAL BUF
Total/NA	Analysis	1010A		1	611590	01/12/22 20:39	EJL	TAL BUF
Total/NA	Prep	7.3.3			610987	01/06/22 12:52	JGO	TAL BUF
Total/NA	Analysis	9012		1	611003	01/06/22 13:42	JGO	TAL BUF
Total/NA	Prep	7.3.4			610992	01/06/22 12:52	JGO	TAL BUF
Total/NA	Analysis	9034		1	611057	01/06/22 13:00	JGO	TAL BUF
Total/NA	Analysis	9045C		1	610990	01/06/22 10:45	KEB	TAL BUF
Total/NA	Analysis	Moisture		1	610558	12/30/21 17:02	IMZ	TAL BUF

Client Sample ID: PF17

Lab Sample ID: 480-193838-17
Date Collected: 12/28/21 10:42
Matrix: Solid
Date Received: 12/29/21 11:25
Percent Solids: 84.6

Prep Type	Batch Type	Batch Method	Run	Dilution Factor	Batch Number	Prepared or Analyzed	Analyst	Lab
Total/NA	Prep	5035A_H			610683	01/04/22 07:52	JLS	TAL BUF
Total/NA	Analysis	8015D		1	610704	01/05/22 01:22	JLS	TAL BUF
Total/NA	Prep	3550C			610653	01/03/22 14:39	CMC	TAL BUF
Total/NA	Analysis	8015D		1	610807	01/05/22 17:11	MAN	TAL BUF
Total/NA	Prep	3550C			610615	01/03/22 08:48	VXF	TAL BUF
Total/NA	Analysis	8082A		1	610753	01/04/22 17:25	NC	TAL BUF

Client Sample ID: PF18

Lab Sample ID: 480-193838-18
Date Collected: 12/28/21 10:48
Matrix: Solid
Date Received: 12/29/21 11:25

Prep Type	Batch Type	Batch Method	Run	Dilution Factor	Batch Number	Prepared or Analyzed	Analyst	Lab
TCLP	Leach	1311			610945	01/06/22 09:09	LMS	TAL BUF
TCLP	Analysis	8260C		10	611306	01/11/22 12:23	AXK	TAL BUF
TCLP	Leach	1311			610905	01/05/22 16:04	LMS	TAL BUF
TCLP	Prep	3510C			611108	01/07/22 14:55	CMC	TAL BUF
TCLP	Analysis	8270D		1	611227	01/10/22 20:26	PJQ	TAL BUF
TCLP	Leach	1311			610905	01/05/22 16:04	LMS	TAL BUF
TCLP	Prep	3510C			611078	01/07/22 11:05	JMP	TAL BUF
TCLP	Analysis	8081B		1	611164	01/10/22 14:06	MAN	TAL BUF
TCLP	Leach	1311			610905	01/05/22 16:04	LMS	TAL BUF
TCLP	Prep	8151A			611079	01/07/22 11:11	JMP	TAL BUF
TCLP	Analysis	8151		1	611170	01/10/22 21:10	MAN	TAL BUF

Lab Chronicle

Client: Brydges Engineering in Environment & Energy DPC
Project/Site: Pilgrim Village Family

Job ID: 480-193838-1

Client Sample ID: PF18

Lab Sample ID: 480-193838-18

Date Collected: 12/28/21 10:48
Date Received: 12/29/21 11:25

Matrix: Solid

Prep Type	Batch Type	Batch Method	Run	Dilution Factor	Batch Number	Prepared or Analyzed	Analyst	Lab
TCLP	Leach	1311			610905	01/05/22 16:04	LMS	TAL BUF
TCLP	Prep	3010A			611074	01/07/22 11:22	NBS	TAL BUF
TCLP	Analysis	6010C		1	611215	01/07/22 23:33	AMH	TAL BUF
TCLP	Leach	1311			610905	01/05/22 16:04	LMS	TAL BUF
TCLP	Prep	7470A			611087	01/07/22 12:47	BMB	TAL BUF
TCLP	Analysis	7470A		1	611132	01/07/22 16:54	BMB	TAL BUF
Total/NA	Analysis	1010A		1	611591	01/12/22 20:45	EJL	TAL BUF
Total/NA	Prep	7.3.3			610987	01/06/22 12:52	JGO	TAL BUF
Total/NA	Analysis	9012		1	611003	01/06/22 13:44	JGO	TAL BUF
Total/NA	Prep	7.3.4			610992	01/06/22 12:52	JGO	TAL BUF
Total/NA	Analysis	9034		1	611057	01/06/22 13:00	JGO	TAL BUF
Total/NA	Analysis	9045C		1	610990	01/06/22 10:45	KEB	TAL BUF
Total/NA	Analysis	Moisture		1	610558	12/30/21 17:02	IMZ	TAL BUF

Client Sample ID: PF18

Lab Sample ID: 480-193838-18

Date Collected: 12/28/21 10:48
Date Received: 12/29/21 11:25

Matrix: Solid
Percent Solids: 86.9

Prep Type	Batch Type	Batch Method	Run	Dilution Factor	Batch Number	Prepared or Analyzed	Analyst	Lab
Total/NA	Prep	5035A_H			610919	01/06/22 07:10	JLS	TAL BUF
Total/NA	Analysis	8015D		1	610933	01/06/22 11:01	JLS	TAL BUF
Total/NA	Prep	3550C			610653	01/03/22 14:39	CMC	TAL BUF
Total/NA	Analysis	8015D		1	610807	01/05/22 17:47	MAN	TAL BUF
Total/NA	Prep	3550C			610615	01/03/22 08:48	VXF	TAL BUF
Total/NA	Analysis	8082A		1	610753	01/04/22 17:37	NC	TAL BUF

Client Sample ID: PF19

Lab Sample ID: 480-193838-19

Date Collected: 12/28/21 10:54
Date Received: 12/29/21 11:25

Matrix: Solid

Prep Type	Batch Type	Batch Method	Run	Dilution Factor	Batch Number	Prepared or Analyzed	Analyst	Lab
TCLP	Leach	1311			610945	01/06/22 09:09	LMS	TAL BUF
TCLP	Analysis	8260C		10	611306	01/11/22 12:45	AXK	TAL BUF
TCLP	Leach	1311			610905	01/05/22 16:04	LMS	TAL BUF
TCLP	Prep	3510C			611108	01/07/22 14:55	CMC	TAL BUF
TCLP	Analysis	8270D		1	611227	01/10/22 20:50	PJQ	TAL BUF
TCLP	Leach	1311			610905	01/05/22 16:04	LMS	TAL BUF
TCLP	Prep	3510C			611078	01/07/22 11:05	JMP	TAL BUF
TCLP	Analysis	8081B		1	611164	01/10/22 14:25	MAN	TAL BUF
TCLP	Leach	1311			610905	01/05/22 16:04	LMS	TAL BUF
TCLP	Prep	8151A			611079	01/07/22 11:11	JMP	TAL BUF
TCLP	Analysis	8151		1	611170	01/10/22 21:40	MAN	TAL BUF
TCLP	Leach	1311			610905	01/05/22 16:04	LMS	TAL BUF
TCLP	Prep	3010A			611074	01/07/22 11:22	NBS	TAL BUF
TCLP	Analysis	6010C		1	611215	01/07/22 23:52	AMH	TAL BUF

Lab Chronicle

Client: Brydges Engineering in Environment & Energy DPC
Project/Site: Pilgrim Village Family

Job ID: 480-193838-1

Client Sample ID: PF19

Lab Sample ID: 480-193838-19
Date Collected: 12/28/21 10:54
Matrix: Solid
Date Received: 12/29/21 11:25

Prep Type	Batch Type	Batch Method	Run	Dilution Factor	Batch Number	Prepared or Analyzed	Analyst	Lab
TCLP	Leach	1311			610905	01/05/22 16:04	LMS	TAL BUF
TCLP	Prep	7470A			611087	01/07/22 12:47	BMB	TAL BUF
TCLP	Analysis	7470A		1	611132	01/07/22 16:59	BMB	TAL BUF
Total/NA	Analysis	1010A		1	611590	01/12/22 20:39	EJL	TAL BUF
Total/NA	Prep	7.3.3			611097	01/07/22 08:30	JGO	TAL BUF
Total/NA	Analysis	9012		1	611131	01/07/22 16:23	JGO	TAL BUF
Total/NA	Prep	7.3.4			611112	01/07/22 08:30	JGO	TAL BUF
Total/NA	Analysis	9034		1	611113	01/07/22 14:00	JGO	TAL BUF
Total/NA	Analysis	9045C		1	610990	01/06/22 10:45	KEB	TAL BUF
Total/NA	Analysis	Moisture		1	610558	12/30/21 17:02	IMZ	TAL BUF

Client Sample ID: PF19

Lab Sample ID: 480-193838-19
Date Collected: 12/28/21 10:54
Matrix: Solid
Date Received: 12/29/21 11:25
Percent Solids: 87.0

Prep Type	Batch Type	Batch Method	Run	Dilution Factor	Batch Number	Prepared or Analyzed	Analyst	Lab
Total/NA	Prep	5035A_H			610919	01/06/22 07:10	JLS	TAL BUF
Total/NA	Analysis	8015D		1	610933	01/06/22 11:37	JLS	TAL BUF
Total/NA	Prep	3550C			610653	01/03/22 14:39	CMC	TAL BUF
Total/NA	Analysis	8015D		1	610807	01/05/22 09:26	MAN	TAL BUF
Total/NA	Prep	3550C			610615	01/03/22 08:48	VXF	TAL BUF
Total/NA	Analysis	8082A		1	610753	01/04/22 17:50	NC	TAL BUF

Client Sample ID: PF20

Lab Sample ID: 480-193838-20
Date Collected: 12/28/21 11:00
Matrix: Solid
Date Received: 12/29/21 11:25

Prep Type	Batch Type	Batch Method	Run	Dilution Factor	Batch Number	Prepared or Analyzed	Analyst	Lab
TCLP	Leach	1311			610945	01/06/22 09:09	LMS	TAL BUF
TCLP	Analysis	8260C		10	611306	01/11/22 13:07	AXK	TAL BUF
TCLP	Leach	1311			610905	01/05/22 16:04	LMS	TAL BUF
TCLP	Prep	3510C			611108	01/07/22 14:55	CMC	TAL BUF
TCLP	Analysis	8270D		1	611227	01/10/22 21:14	PJQ	TAL BUF
TCLP	Leach	1311			610905	01/05/22 16:04	LMS	TAL BUF
TCLP	Prep	3510C			611078	01/07/22 11:05	JMP	TAL BUF
TCLP	Analysis	8081B		1	611164	01/10/22 14:45	MAN	TAL BUF
TCLP	Leach	1311			610905	01/05/22 16:04	LMS	TAL BUF
TCLP	Prep	8151A			611079	01/07/22 11:11	JMP	TAL BUF
TCLP	Analysis	8151		1	611170	01/10/22 22:09	MAN	TAL BUF
TCLP	Leach	1311			610905	01/05/22 16:04	LMS	TAL BUF
TCLP	Prep	3010A			611074	01/07/22 11:22	NBS	TAL BUF
TCLP	Analysis	6010C		1	611215	01/07/22 23:56	AMH	TAL BUF
TCLP	Leach	1311			610905	01/05/22 16:04	LMS	TAL BUF
TCLP	Prep	7470A			611087	01/07/22 12:47	BMB	TAL BUF
TCLP	Analysis	7470A		1	611132	01/07/22 17:03	BMB	TAL BUF

Lab Chronicle

Client: Brydges Engineering in Environment & Energy DPC
Project/Site: Pilgrim Village Family

Job ID: 480-193838-1

Client Sample ID: PF20
Date Collected: 12/28/21 11:00
Date Received: 12/29/21 11:25

Lab Sample ID: 480-193838-20
Matrix: Solid

Prep Type	Batch Type	Batch Method	Run	Dilution Factor	Batch Number	Prepared or Analyzed	Analyst	Lab
Total/NA	Analysis	1010A		1	611590	01/12/22 20:39	EJL	TAL BUF
Total/NA	Prep	7.3.3			611097	01/07/22 08:30	JGO	TAL BUF
Total/NA	Analysis	9012		1	611131	01/07/22 16:26	JGO	TAL BUF
Total/NA	Prep	7.3.4			611112	01/07/22 08:30	JGO	TAL BUF
Total/NA	Analysis	9034		1	611113	01/07/22 14:00	JGO	TAL BUF
Total/NA	Analysis	9045C		1	610990	01/06/22 10:45	KEB	TAL BUF
Total/NA	Analysis	Moisture		1	610558	12/30/21 17:02	IMZ	TAL BUF

Client Sample ID: PF20
Date Collected: 12/28/21 11:00
Date Received: 12/29/21 11:25

Lab Sample ID: 480-193838-20
Matrix: Solid
Percent Solids: 82.9

Prep Type	Batch Type	Batch Method	Run	Dilution Factor	Batch Number	Prepared or Analyzed	Analyst	Lab
Total/NA	Prep	5035A_H			610919	01/06/22 07:10	JLS	TAL BUF
Total/NA	Analysis	8015D		1	610933	01/06/22 12:13	JLS	TAL BUF
Total/NA	Prep	3550C			610653	01/03/22 14:39	CMC	TAL BUF
Total/NA	Analysis	8015D		1	610807	01/05/22 10:02	MAN	TAL BUF
Total/NA	Prep	3550C			610615	01/03/22 08:48	VXF	TAL BUF
Total/NA	Analysis	8082A		1	610753	01/04/22 18:03	NC	TAL BUF

Client Sample ID: PF21
Date Collected: 12/28/21 11:06
Date Received: 12/29/21 11:25

Lab Sample ID: 480-193838-21
Matrix: Solid

Prep Type	Batch Type	Batch Method	Run	Dilution Factor	Batch Number	Prepared or Analyzed	Analyst	Lab
TCLP	Leach	1311			610945	01/06/22 09:09	LMS	TAL BUF
TCLP	Analysis	8260C		10	611306	01/11/22 13:29	AXK	TAL BUF
TCLP	Leach	1311			610905	01/05/22 16:04	LMS	TAL BUF
TCLP	Prep	3510C			611108	01/07/22 14:55	CMC	TAL BUF
TCLP	Analysis	8270D		1	611227	01/10/22 21:37	PJQ	TAL BUF
TCLP	Leach	1311			610905	01/05/22 16:04	LMS	TAL BUF
TCLP	Prep	3510C			611078	01/07/22 11:05	JMP	TAL BUF
TCLP	Analysis	8081B		1	611164	01/10/22 15:05	MAN	TAL BUF
TCLP	Leach	1311			610905	01/05/22 16:04	LMS	TAL BUF
TCLP	Prep	8151A			611079	01/07/22 11:11	JMP	TAL BUF
TCLP	Analysis	8151		1	611170	01/10/22 22:39	MAN	TAL BUF
TCLP	Leach	1311			610905	01/05/22 16:04	LMS	TAL BUF
TCLP	Prep	3010A			611074	01/07/22 11:22	NBS	TAL BUF
TCLP	Analysis	6010C		1	611215	01/08/22 00:00	AMH	TAL BUF
TCLP	Leach	1311			610905	01/05/22 16:04	LMS	TAL BUF
TCLP	Prep	7470A			611087	01/07/22 12:47	BMB	TAL BUF
TCLP	Analysis	7470A		1	611132	01/07/22 17:04	BMB	TAL BUF
Total/NA	Analysis	1010A		1	611415	01/11/22 15:45	EJL	TAL BUF
Total/NA	Prep	7.3.3			611097	01/07/22 08:30	JGO	TAL BUF
Total/NA	Analysis	9012		1	611131	01/07/22 16:27	JGO	TAL BUF

Lab Chronicle

Client: Brydges Engineering in Environment & Energy DPC
Project/Site: Pilgrim Village Family

Job ID: 480-193838-1

Client Sample ID: PF21
Date Collected: 12/28/21 11:06
Date Received: 12/29/21 11:25

Lab Sample ID: 480-193838-21
Matrix: Solid

Prep Type	Batch Type	Batch Method	Run	Dilution Factor	Batch Number	Prepared or Analyzed	Analyst	Lab
Total/NA	Prep	7.3.4			611112	01/07/22 08:30	JGO	TAL BUF
Total/NA	Analysis	9034		1	611113	01/07/22 14:00	JGO	TAL BUF
Total/NA	Analysis	9045C		1	610990	01/06/22 10:45	KEB	TAL BUF
Total/NA	Analysis	Moisture		1	610558	12/30/21 17:02	IMZ	TAL BUF

Client Sample ID: PF21
Date Collected: 12/28/21 11:06
Date Received: 12/29/21 11:25

Lab Sample ID: 480-193838-21
Matrix: Solid
Percent Solids: 82.8

Prep Type	Batch Type	Batch Method	Run	Dilution Factor	Batch Number	Prepared or Analyzed	Analyst	Lab
Total/NA	Prep	5035A_H			610919	01/06/22 07:10	JLS	TAL BUF
Total/NA	Analysis	8015D		1	610933	01/06/22 12:49	JLS	TAL BUF
Total/NA	Prep	3550C			610653	01/03/22 14:39	CMC	TAL BUF
Total/NA	Analysis	8015D		1	610807	01/05/22 10:38	MAN	TAL BUF
Total/NA	Prep	3550C			610615	01/03/22 08:48	VXF	TAL BUF
Total/NA	Analysis	8082A		1	610753	01/04/22 18:16	NC	TAL BUF

Client Sample ID: PF22
Date Collected: 12/28/21 11:12
Date Received: 12/29/21 11:25

Lab Sample ID: 480-193838-22
Matrix: Solid

Prep Type	Batch Type	Batch Method	Run	Dilution Factor	Batch Number	Prepared or Analyzed	Analyst	Lab
TCLP	Leach	1311			610945	01/06/22 09:09	LMS	TAL BUF
TCLP	Analysis	8260C		10	611306	01/11/22 13:51	AXK	TAL BUF
TCLP	Leach	1311			610905	01/05/22 16:04	LMS	TAL BUF
TCLP	Prep	3510C			611108	01/07/22 14:55	CMC	TAL BUF
TCLP	Analysis	8270D		1	611227	01/10/22 22:01	PJQ	TAL BUF
TCLP	Leach	1311			610905	01/05/22 16:04	LMS	TAL BUF
TCLP	Prep	3510C			611078	01/07/22 11:05	JMP	TAL BUF
TCLP	Analysis	8081B		1	611164	01/10/22 15:44	MAN	TAL BUF
TCLP	Leach	1311			610905	01/05/22 16:04	LMS	TAL BUF
TCLP	Prep	8151A			611079	01/07/22 11:11	JMP	TAL BUF
TCLP	Analysis	8151		1	611170	01/10/22 23:38	MAN	TAL BUF
TCLP	Leach	1311			610905	01/05/22 16:04	LMS	TAL BUF
TCLP	Prep	3010A			611074	01/07/22 11:22	NBS	TAL BUF
TCLP	Analysis	6010C		1	611215	01/08/22 00:04	AMH	TAL BUF
TCLP	Leach	1311			610905	01/05/22 16:04	LMS	TAL BUF
TCLP	Prep	7470A			611087	01/07/22 12:47	BMB	TAL BUF
TCLP	Analysis	7470A		1	611132	01/07/22 17:05	BMB	TAL BUF
Total/NA	Analysis	1010A		1	611590	01/12/22 20:39	EJL	TAL BUF
Total/NA	Prep	7.3.3			611097	01/07/22 08:30	JGO	TAL BUF
Total/NA	Analysis	9012		1	611131	01/07/22 16:29	JGO	TAL BUF
Total/NA	Prep	7.3.4			611112	01/07/22 08:30	JGO	TAL BUF
Total/NA	Analysis	9034		1	611113	01/07/22 14:00	JGO	TAL BUF
Total/NA	Analysis	9045C		1	610990	01/06/22 10:45	KEB	TAL BUF

Lab Chronicle

Client: Brydges Engineering in Environment & Energy DPC
Project/Site: Pilgrim Village Family

Job ID: 480-193838-1

Client Sample ID: PF22
Date Collected: 12/28/21 11:12
Date Received: 12/29/21 11:25

Lab Sample ID: 480-193838-22
Matrix: Solid

Prep Type	Batch Type	Batch Method	Run	Dilution Factor	Batch Number	Prepared or Analyzed	Analyst	Lab
Total/NA	Analysis	Moisture		1	610558	12/30/21 17:02	IMZ	TAL BUF

Client Sample ID: PF22
Date Collected: 12/28/21 11:12
Date Received: 12/29/21 11:25

Lab Sample ID: 480-193838-22
Matrix: Solid
Percent Solids: 81.5

Prep Type	Batch Type	Batch Method	Run	Dilution Factor	Batch Number	Prepared or Analyzed	Analyst	Lab
Total/NA	Prep	5035A_H			610919	01/06/22 07:10	JLS	TAL BUF
Total/NA	Analysis	8015D		1	610933	01/06/22 13:25	JLS	TAL BUF
Total/NA	Prep	3550C			610653	01/03/22 14:39	CMC	TAL BUF
Total/NA	Analysis	8015D		1	610807	01/05/22 11:14	MAN	TAL BUF
Total/NA	Prep	3550C			610615	01/03/22 08:48	VXF	TAL BUF
Total/NA	Analysis	8082A		1	610753	01/04/22 18:28	NC	TAL BUF

Client Sample ID: PF23
Date Collected: 12/28/21 11:18
Date Received: 12/29/21 11:25

Lab Sample ID: 480-193838-23
Matrix: Solid

Prep Type	Batch Type	Batch Method	Run	Dilution Factor	Batch Number	Prepared or Analyzed	Analyst	Lab
TCLP	Leach	1311			611186	01/10/22 08:58	LMS	TAL BUF
TCLP	Analysis	8260C		10	611328	01/11/22 15:24	CRL	TAL BUF
TCLP	Leach	1311			610936	01/10/22 08:46	LMS	TAL BUF
TCLP	Prep	3510C			611461	01/12/22 09:09	JMP	TAL BUF
TCLP	Analysis	8270D		1	611536	01/12/22 18:25	PJQ	TAL BUF
TCLP	Leach	1311			610936	01/10/22 08:46	LMS	TAL BUF
TCLP	Prep	3510C			611409	01/11/22 15:23	CMC	TAL BUF
TCLP	Analysis	8081B		1	611440	01/12/22 10:26	JLS	TAL BUF
TCLP	Leach	1311			610936	01/10/22 08:46	LMS	TAL BUF
TCLP	Prep	8151A			611340	01/11/22 11:21	JMP	TAL BUF
TCLP	Analysis	8151		1	611470	01/12/22 16:03	MAN	TAL BUF
TCLP	Leach	1311			610936	01/10/22 08:46	LMS	TAL BUF
TCLP	Prep	3010A			611362	01/11/22 11:24	ADM	TAL BUF
TCLP	Analysis	6010C		1	611501	01/11/22 20:56	LMH	TAL BUF
TCLP	Leach	1311			610936	01/10/22 08:46	LMS	TAL BUF
TCLP	Prep	7470A			611377	01/11/22 12:54	BMB	TAL BUF
TCLP	Analysis	7470A		1	611421	01/11/22 16:07	BMB	TAL BUF
Total/NA	Analysis	1010A		1	611590	01/12/22 20:39	EJL	TAL BUF
Total/NA	Prep	7.3.3			611097	01/07/22 08:30	JGO	TAL BUF
Total/NA	Analysis	9012		1	611131	01/07/22 16:30	JGO	TAL BUF
Total/NA	Prep	7.3.4			611112	01/07/22 08:30	JGO	TAL BUF
Total/NA	Analysis	9034		1	611113	01/07/22 14:00	JGO	TAL BUF
Total/NA	Analysis	9045C		1	610990	01/06/22 10:45	KEB	TAL BUF
Total/NA	Analysis	Moisture		1	610558	12/30/21 17:02	IMZ	TAL BUF

Lab Chronicle

Client: Brydges Engineering in Environment & Energy DPC
Project/Site: Pilgrim Village Family

Job ID: 480-193838-1

Client Sample ID: PF23

Lab Sample ID: 480-193838-23
Date Collected: 12/28/21 11:18
Matrix: Solid
Date Received: 12/29/21 11:25
Percent Solids: 82.0

Prep Type	Batch Type	Batch Method	Run	Dilution Factor	Batch Number	Prepared or Analyzed	Analyst	Lab
Total/NA	Prep	5035A_H			610919	01/06/22 07:10	JLS	TAL BUF
Total/NA	Analysis	8015D		1	610933	01/06/22 14:01	JLS	TAL BUF
Total/NA	Prep	3550C			610653	01/03/22 14:39	CMC	TAL BUF
Total/NA	Analysis	8015D		1	610807	01/05/22 11:49	MAN	TAL BUF
Total/NA	Prep	3550C			610615	01/03/22 08:48	VXF	TAL BUF
Total/NA	Analysis	8082A		1	610753	01/04/22 18:41	NC	TAL BUF

Client Sample ID: PF24

Lab Sample ID: 480-193838-24
Date Collected: 12/28/21 11:24
Matrix: Solid
Date Received: 12/29/21 11:25

Prep Type	Batch Type	Batch Method	Run	Dilution Factor	Batch Number	Prepared or Analyzed	Analyst	Lab
TCLP	Leach	1311			611186	01/10/22 08:58	LMS	TAL BUF
TCLP	Analysis	8260C		10	611328	01/11/22 15:47	CRL	TAL BUF
TCLP	Leach	1311			610936	01/10/22 08:46	LMS	TAL BUF
TCLP	Prep	3510C			611461	01/12/22 09:09	JMP	TAL BUF
TCLP	Analysis	8270D		1	611536	01/12/22 18:49	PJQ	TAL BUF
TCLP	Leach	1311			610936	01/10/22 08:46	LMS	TAL BUF
TCLP	Prep	3510C			611409	01/11/22 15:23	CMC	TAL BUF
TCLP	Analysis	8081B		1	611440	01/12/22 10:46	JLS	TAL BUF
TCLP	Leach	1311			610936	01/10/22 08:46	LMS	TAL BUF
TCLP	Prep	8151A			611340	01/11/22 11:21	JMP	TAL BUF
TCLP	Analysis	8151		1	611470	01/12/22 16:32	MAN	TAL BUF
TCLP	Leach	1311			610936	01/10/22 08:46	LMS	TAL BUF
TCLP	Prep	3010A			611362	01/11/22 11:24	ADM	TAL BUF
TCLP	Analysis	6010C		1	611501	01/11/22 21:00	LMH	TAL BUF
TCLP	Leach	1311			610936	01/10/22 08:46	LMS	TAL BUF
TCLP	Prep	7470A			611377	01/11/22 12:54	BMB	TAL BUF
TCLP	Analysis	7470A		1	611421	01/11/22 16:09	BMB	TAL BUF
Total/NA	Analysis	1010A		1	611590	01/12/22 20:39	EJL	TAL BUF
Total/NA	Prep	7.3.3			611097	01/07/22 08:30	JGO	TAL BUF
Total/NA	Analysis	9012		1	611131	01/07/22 16:32	JGO	TAL BUF
Total/NA	Prep	7.3.4			611112	01/07/22 08:30	JGO	TAL BUF
Total/NA	Analysis	9034		1	611113	01/07/22 14:00	JGO	TAL BUF
Total/NA	Analysis	9045C		1	610990	01/06/22 10:45	KEB	TAL BUF
Total/NA	Analysis	Moisture		1	610558	12/30/21 17:02	IMZ	TAL BUF

Client Sample ID: PF24

Lab Sample ID: 480-193838-24
Date Collected: 12/28/21 11:24
Matrix: Solid
Date Received: 12/29/21 11:25
Percent Solids: 85.8

Prep Type	Batch Type	Batch Method	Run	Dilution Factor	Batch Number	Prepared or Analyzed	Analyst	Lab
Total/NA	Prep	5035A_H			610919	01/06/22 07:10	JLS	TAL BUF
Total/NA	Analysis	8015D		1	610933	01/06/22 15:13	JLS	TAL BUF

Lab Chronicle

Client: Brydges Engineering in Environment & Energy DPC
Project/Site: Pilgrim Village Family

Job ID: 480-193838-1

Client Sample ID: PF24

Lab Sample ID: 480-193838-24
Date Collected: 12/28/21 11:24
Matrix: Solid
Date Received: 12/29/21 11:25
Percent Solids: 85.8

Prep Type	Batch Type	Batch Method	Run	Dilution Factor	Batch Number	Prepared or Analyzed	Analyst	Lab
Total/NA	Prep	3550C			610653	01/03/22 14:39	CMC	TAL BUF
Total/NA	Analysis	8015D		1	610807	01/05/22 12:25	MAN	TAL BUF
Total/NA	Prep	3550C			610615	01/03/22 08:48	VXF	TAL BUF
Total/NA	Analysis	8082A		1	610753	01/04/22 18:54	NC	TAL BUF

Client Sample ID: PF25

Lab Sample ID: 480-193838-25
Date Collected: 12/28/21 11:30
Matrix: Solid
Date Received: 12/29/21 11:25

Prep Type	Batch Type	Batch Method	Run	Dilution Factor	Batch Number	Prepared or Analyzed	Analyst	Lab
TCLP	Leach	1311			611186	01/10/22 08:58	LMS	TAL BUF
TCLP	Analysis	8260C		10	611328	01/11/22 16:11	CRL	TAL BUF
TCLP	Leach	1311			610936	01/10/22 08:46	LMS	TAL BUF
TCLP	Prep	3510C			611461	01/12/22 09:09	JMP	TAL BUF
TCLP	Analysis	8270D		1	611536	01/12/22 19:14	PJQ	TAL BUF
TCLP	Leach	1311			610936	01/10/22 08:46	LMS	TAL BUF
TCLP	Prep	3510C			611409	01/11/22 15:23	CMC	TAL BUF
TCLP	Analysis	8081B		1	611440	01/12/22 11:06	JLS	TAL BUF
TCLP	Leach	1311			610936	01/10/22 08:46	LMS	TAL BUF
TCLP	Prep	8151A			611340	01/11/22 11:21	JMP	TAL BUF
TCLP	Analysis	8151		1	611470	01/12/22 17:02	MAN	TAL BUF
TCLP	Leach	1311			610936	01/10/22 08:46	LMS	TAL BUF
TCLP	Prep	3010A			611362	01/11/22 11:24	ADM	TAL BUF
TCLP	Analysis	6010C		1	611501	01/11/22 21:15	LMH	TAL BUF
TCLP	Leach	1311			610936	01/10/22 08:46	LMS	TAL BUF
TCLP	Prep	7470A			611377	01/11/22 12:54	BMB	TAL BUF
TCLP	Analysis	7470A		1	611421	01/11/22 16:10	BMB	TAL BUF
Total/NA	Analysis	1010A		1	611590	01/12/22 20:39	EJL	TAL BUF
Total/NA	Prep	7.3.3			611097	01/07/22 08:30	JGO	TAL BUF
Total/NA	Analysis	9012		1	611131	01/07/22 16:33	JGO	TAL BUF
Total/NA	Prep	7.3.4			611112	01/07/22 08:30	JGO	TAL BUF
Total/NA	Analysis	9034		1	611113	01/07/22 14:00	JGO	TAL BUF
Total/NA	Analysis	9045C		1	610990	01/06/22 10:45	KEB	TAL BUF
Total/NA	Analysis	Moisture		1	610558	12/30/21 17:02	IMZ	TAL BUF

Client Sample ID: PF25

Lab Sample ID: 480-193838-25
Date Collected: 12/28/21 11:30
Matrix: Solid
Date Received: 12/29/21 11:25
Percent Solids: 86.1

Prep Type	Batch Type	Batch Method	Run	Dilution Factor	Batch Number	Prepared or Analyzed	Analyst	Lab
Total/NA	Prep	5035A_H			610919	01/06/22 07:10	JLS	TAL BUF
Total/NA	Analysis	8015D		1	610933	01/06/22 15:49	JLS	TAL BUF
Total/NA	Prep	3550C			610684	01/04/22 08:14	VXF	TAL BUF
Total/NA	Analysis	8015D		1	610807	01/05/22 21:56	MAN	TAL BUF

Lab Chronicle

Client: Brydges Engineering in Environment & Energy DPC
Project/Site: Pilgrim Village Family

Job ID: 480-193838-1

Client Sample ID: PF25

Lab Sample ID: 480-193838-25
Date Collected: 12/28/21 11:30
Matrix: Solid
Date Received: 12/29/21 11:25
Percent Solids: 86.1

Prep Type	Batch Type	Batch Method	Run	Dilution Factor	Batch Number	Prepared or Analyzed	Analyst	Lab
Total/NA	Prep	3550C			610615	01/03/22 08:48	VXF	TAL BUF
Total/NA	Analysis	8082A		1	610753	01/04/22 19:07	NC	TAL BUF

Client Sample ID: PF26

Lab Sample ID: 480-193838-26
Date Collected: 12/28/21 11:36
Matrix: Solid
Date Received: 12/29/21 11:25

Prep Type	Batch Type	Batch Method	Run	Dilution Factor	Batch Number	Prepared or Analyzed	Analyst	Lab
TCLP	Leach	1311			611186	01/10/22 08:58	LMS	TAL BUF
TCLP	Analysis	8260C		10	611328	01/11/22 16:34	CRL	TAL BUF
TCLP	Leach	1311			610936	01/10/22 08:46	LMS	TAL BUF
TCLP	Prep	3510C			611461	01/12/22 09:09	JMP	TAL BUF
TCLP	Analysis	8270D		1	611536	01/12/22 19:37	PJQ	TAL BUF
TCLP	Leach	1311			610936	01/10/22 08:46	LMS	TAL BUF
TCLP	Prep	3510C			611409	01/11/22 15:23	CMC	TAL BUF
TCLP	Analysis	8081B		1	611440	01/12/22 11:25	JLS	TAL BUF
TCLP	Leach	1311			610936	01/10/22 08:46	LMS	TAL BUF
TCLP	Prep	8151A			611340	01/11/22 11:21	JMP	TAL BUF
TCLP	Analysis	8151		1	611470	01/12/22 17:32	MAN	TAL BUF
TCLP	Leach	1311			610936	01/10/22 08:46	LMS	TAL BUF
TCLP	Prep	3010A			611362	01/11/22 11:24	ADM	TAL BUF
TCLP	Analysis	6010C		1	611501	01/11/22 21:19	LMH	TAL BUF
TCLP	Leach	1311			610936	01/10/22 08:46	LMS	TAL BUF
TCLP	Prep	7470A			611377	01/11/22 12:54	BMB	TAL BUF
TCLP	Analysis	7470A		1	611421	01/11/22 16:11	BMB	TAL BUF
Total/NA	Analysis	1010A		1	611590	01/12/22 20:39	EJL	TAL BUF
Total/NA	Prep	7.3.3			611097	01/07/22 08:30	JGO	TAL BUF
Total/NA	Analysis	9012		1	611131	01/07/22 16:37	JGO	TAL BUF
Total/NA	Prep	7.3.4			611112	01/07/22 08:30	JGO	TAL BUF
Total/NA	Analysis	9034		1	611113	01/07/22 14:00	JGO	TAL BUF
Total/NA	Analysis	9045C		1	611136	01/07/22 14:05	CSS	TAL BUF
Total/NA	Analysis	Moisture		1	610558	12/30/21 17:02	IMZ	TAL BUF

Client Sample ID: PF26

Lab Sample ID: 480-193838-26
Date Collected: 12/28/21 11:36
Matrix: Solid
Date Received: 12/29/21 11:25
Percent Solids: 89.8

Prep Type	Batch Type	Batch Method	Run	Dilution Factor	Batch Number	Prepared or Analyzed	Analyst	Lab
Total/NA	Prep	5035A_H			610919	01/06/22 07:10	JLS	TAL BUF
Total/NA	Analysis	8015D		1	610933	01/06/22 16:25	JLS	TAL BUF
Total/NA	Prep	3550C			610684	01/04/22 08:14	VXF	TAL BUF
Total/NA	Analysis	8015D		1	610807	01/05/22 22:32	MAN	TAL BUF
Total/NA	Prep	3550C			610615	01/03/22 08:48	VXF	TAL BUF
Total/NA	Analysis	8082A		1	610753	01/04/22 19:19	NC	TAL BUF

Lab Chronicle

Client: Brydges Engineering in Environment & Energy DPC
Project/Site: Pilgrim Village Family

Job ID: 480-193838-1

Client Sample ID: PF27
Date Collected: 12/28/21 11:42
Date Received: 12/29/21 11:25

Lab Sample ID: 480-193838-27
Matrix: Solid

Prep Type	Batch Type	Batch Method	Run	Dilution Factor	Batch Number	Prepared or Analyzed	Analyst	Lab
TCLP	Leach	1311			611186	01/10/22 08:58	LMS	TAL BUF
TCLP	Analysis	8260C		10	611328	01/11/22 16:58	CRL	TAL BUF
TCLP	Leach	1311			610936	01/10/22 08:46	LMS	TAL BUF
TCLP	Prep	3510C			611461	01/12/22 09:09	JMP	TAL BUF
TCLP	Analysis	8270D		1	611536	01/12/22 20:01	PJQ	TAL BUF
TCLP	Leach	1311			610936	01/10/22 08:46	LMS	TAL BUF
TCLP	Prep	3510C			611409	01/11/22 15:23	CMC	TAL BUF
TCLP	Analysis	8081B		1	611440	01/12/22 11:45	JLS	TAL BUF
TCLP	Leach	1311			610936	01/10/22 08:46	LMS	TAL BUF
TCLP	Prep	8151A			611340	01/11/22 11:21	JMP	TAL BUF
TCLP	Analysis	8151		1	611470	01/12/22 18:31	MAN	TAL BUF
TCLP	Leach	1311			610936	01/10/22 08:46	LMS	TAL BUF
TCLP	Prep	3010A			611362	01/11/22 11:24	ADM	TAL BUF
TCLP	Analysis	6010C		1	611501	01/11/22 21:23	LMH	TAL BUF
TCLP	Leach	1311			610936	01/10/22 08:46	LMS	TAL BUF
TCLP	Prep	7470A			611377	01/11/22 12:54	BMB	TAL BUF
TCLP	Analysis	7470A		1	611421	01/11/22 16:13	BMB	TAL BUF
Total/NA	Analysis	1010A		1	611591	01/12/22 20:45	EJL	TAL BUF
Total/NA	Prep	7.3.3			611097	01/07/22 08:30	JGO	TAL BUF
Total/NA	Analysis	9012		1	611131	01/07/22 16:39	JGO	TAL BUF
Total/NA	Prep	7.3.4			611112	01/07/22 08:30	JGO	TAL BUF
Total/NA	Analysis	9034		1	611113	01/07/22 14:00	JGO	TAL BUF
Total/NA	Analysis	9045C		1	611136	01/07/22 14:05	CSS	TAL BUF
Total/NA	Analysis	Moisture		1	610558	12/30/21 17:02	IMZ	TAL BUF

Client Sample ID: PF27
Date Collected: 12/28/21 11:42
Date Received: 12/29/21 11:25

Lab Sample ID: 480-193838-27
Matrix: Solid
Percent Solids: 87.4

Prep Type	Batch Type	Batch Method	Run	Dilution Factor	Batch Number	Prepared or Analyzed	Analyst	Lab
Total/NA	Prep	5035A_H			610919	01/06/22 07:10	JLS	TAL BUF
Total/NA	Analysis	8015D		1	610933	01/06/22 17:01	JLS	TAL BUF
Total/NA	Prep	3550C			610684	01/04/22 08:14	VXF	TAL BUF
Total/NA	Analysis	8015D		1	610807	01/05/22 23:07	MAN	TAL BUF
Total/NA	Prep	3550C			610615	01/03/22 08:48	VXF	TAL BUF
Total/NA	Analysis	8082A		1	610753	01/04/22 19:57	NC	TAL BUF

Client Sample ID: PF28
Date Collected: 12/28/21 11:48
Date Received: 12/29/21 11:25

Lab Sample ID: 480-193838-28
Matrix: Solid

Prep Type	Batch Type	Batch Method	Run	Dilution Factor	Batch Number	Prepared or Analyzed	Analyst	Lab
TCLP	Leach	1311			611186	01/10/22 08:58	LMS	TAL BUF
TCLP	Analysis	8260C		10	611328	01/11/22 17:21	CRL	TAL BUF

Lab Chronicle

Client: Brydges Engineering in Environment & Energy DPC
Project/Site: Pilgrim Village Family

Job ID: 480-193838-1

Client Sample ID: PF28
Date Collected: 12/28/21 11:48
Date Received: 12/29/21 11:25

Lab Sample ID: 480-193838-28
Matrix: Solid

Prep Type	Batch Type	Batch Method	Run	Dilution Factor	Batch Number	Prepared or Analyzed	Analyst	Lab
TCLP	Leach	1311			610936	01/10/22 08:46	LMS	TAL BUF
TCLP	Prep	3510C			611461	01/12/22 09:09	JMP	TAL BUF
TCLP	Analysis	8270D		1	611536	01/12/22 20:25	PJQ	TAL BUF
TCLP	Leach	1311			610936	01/10/22 08:46	LMS	TAL BUF
TCLP	Prep	3510C			611409	01/11/22 15:23	CMC	TAL BUF
TCLP	Analysis	8081B		1	611440	01/12/22 12:05	JLS	TAL BUF
TCLP	Leach	1311			610936	01/10/22 08:46	LMS	TAL BUF
TCLP	Prep	8151A			611340	01/11/22 11:21	JMP	TAL BUF
TCLP	Analysis	8151		1	611470	01/12/22 19:01	MAN	TAL BUF
TCLP	Leach	1311			610936	01/10/22 08:46	LMS	TAL BUF
TCLP	Prep	3010A			611362	01/11/22 11:24	ADM	TAL BUF
TCLP	Analysis	6010C		1	611501	01/11/22 21:27	LMH	TAL BUF
TCLP	Leach	1311			610936	01/10/22 08:46	LMS	TAL BUF
TCLP	Prep	7470A			611377	01/11/22 12:54	BMB	TAL BUF
TCLP	Analysis	7470A		1	611421	01/11/22 16:14	BMB	TAL BUF
Total/NA	Analysis	1010A		1	611027	01/06/22 15:56	EJL	TAL BUF
Total/NA	Prep	7.3.3			611097	01/07/22 08:30	JGO	TAL BUF
Total/NA	Analysis	9012		1	611131	01/07/22 16:40	JGO	TAL BUF
Total/NA	Prep	7.3.4			611112	01/07/22 08:30	JGO	TAL BUF
Total/NA	Analysis	9034		1	611113	01/07/22 14:00	JGO	TAL BUF
Total/NA	Analysis	9045C		1	611136	01/07/22 14:05	CSS	TAL BUF
Total/NA	Analysis	Moisture		1	610558	12/30/21 17:02	IMZ	TAL BUF

Client Sample ID: PF28
Date Collected: 12/28/21 11:48
Date Received: 12/29/21 11:25

Lab Sample ID: 480-193838-28
Matrix: Solid
Percent Solids: 85.2

Prep Type	Batch Type	Batch Method	Run	Dilution Factor	Batch Number	Prepared or Analyzed	Analyst	Lab
Total/NA	Prep	5035A_H			610919	01/06/22 07:10	JLS	TAL BUF
Total/NA	Analysis	8015D		1	610933	01/06/22 17:37	JLS	TAL BUF
Total/NA	Prep	3550C			610684	01/04/22 08:14	VXF	TAL BUF
Total/NA	Analysis	8015D		1	610807	01/05/22 23:43	MAN	TAL BUF
Total/NA	Prep	3550C			610615	01/03/22 08:48	VXF	TAL BUF
Total/NA	Analysis	8082A		1	610753	01/04/22 20:10	NC	TAL BUF

Client Sample ID: PF29
Date Collected: 12/28/21 11:54
Date Received: 12/29/21 11:25

Lab Sample ID: 480-193838-29
Matrix: Solid

Prep Type	Batch Type	Batch Method	Run	Dilution Factor	Batch Number	Prepared or Analyzed	Analyst	Lab
TCLP	Leach	1311			611186	01/10/22 08:58	LMS	TAL BUF
TCLP	Analysis	8260C		10	611328	01/11/22 17:44	CRL	TAL BUF
TCLP	Leach	1311			610936	01/10/22 08:46	LMS	TAL BUF
TCLP	Prep	3510C			611461	01/12/22 09:09	JMP	TAL BUF
TCLP	Analysis	8270D		1	611536	01/12/22 20:49	PJQ	TAL BUF

Lab Chronicle

Client: Brydges Engineering in Environment & Energy DPC
Project/Site: Pilgrim Village Family

Job ID: 480-193838-1

Client Sample ID: PF29

Lab Sample ID: 480-193838-29

Date Collected: 12/28/21 11:54
Matrix: Solid
Date Received: 12/29/21 11:25

Prep Type	Batch Type	Batch Method	Run	Dilution Factor	Batch Number	Prepared or Analyzed	Analyst	Lab
TCLP	Leach	1311			610936	01/10/22 08:46	LMS	TAL BUF
TCLP	Prep	3510C			611409	01/11/22 15:23	CMC	TAL BUF
TCLP	Analysis	8081B		1	611440	01/12/22 12:24	JLS	TAL BUF
TCLP	Leach	1311			610936	01/10/22 08:46	LMS	TAL BUF
TCLP	Prep	8151A			611340	01/11/22 11:21	JMP	TAL BUF
TCLP	Analysis	8151		1	611470	01/12/22 19:31	MAN	TAL BUF
TCLP	Leach	1311			610936	01/10/22 08:46	LMS	TAL BUF
TCLP	Prep	3010A			611362	01/11/22 11:24	ADM	TAL BUF
TCLP	Analysis	6010C		1	611501	01/11/22 21:31	LMH	TAL BUF
TCLP	Leach	1311			610936	01/10/22 08:46	LMS	TAL BUF
TCLP	Prep	7470A			611377	01/11/22 12:54	BMB	TAL BUF
TCLP	Analysis	7470A		1	611421	01/11/22 16:18	BMB	TAL BUF
Total/NA	Analysis	1010A		1	611027	01/06/22 15:56	EJL	TAL BUF
Total/NA	Prep	7.3.3			611097	01/07/22 08:30	JGO	TAL BUF
Total/NA	Analysis	9012		1	611131	01/07/22 16:42	JGO	TAL BUF
Total/NA	Prep	7.3.4			611112	01/07/22 08:30	JGO	TAL BUF
Total/NA	Analysis	9034		1	611113	01/07/22 14:00	JGO	TAL BUF
Total/NA	Analysis	9045C		1	611136	01/07/22 14:05	CSS	TAL BUF
Total/NA	Analysis	Moisture		1	610558	12/30/21 17:02	IMZ	TAL BUF

Client Sample ID: PF29

Lab Sample ID: 480-193838-29

Date Collected: 12/28/21 11:54
Matrix: Solid
Date Received: 12/29/21 11:25
Percent Solids: 82.2

Prep Type	Batch Type	Batch Method	Run	Dilution Factor	Batch Number	Prepared or Analyzed	Analyst	Lab
Total/NA	Prep	5035A_H			610919	01/06/22 07:10	JLS	TAL BUF
Total/NA	Analysis	8015D		1	610933	01/06/22 18:13	JLS	TAL BUF
Total/NA	Prep	3550C			610684	01/04/22 08:14	VXF	TAL BUF
Total/NA	Analysis	8015D		1	610807	01/06/22 00:18	MAN	TAL BUF
Total/NA	Prep	3550C			610615	01/03/22 08:48	VXF	TAL BUF
Total/NA	Analysis	8082A		1	610753	01/04/22 20:23	NC	TAL BUF

Client Sample ID: PF30

Lab Sample ID: 480-193838-30

Date Collected: 12/28/21 12:00
Matrix: Solid
Date Received: 12/29/21 11:25

Prep Type	Batch Type	Batch Method	Run	Dilution Factor	Batch Number	Prepared or Analyzed	Analyst	Lab
TCLP	Leach	1311			611186	01/10/22 08:58	LMS	TAL BUF
TCLP	Analysis	8260C		10	611328	01/11/22 18:07	CRL	TAL BUF
TCLP	Leach	1311			610936	01/10/22 08:46	LMS	TAL BUF
TCLP	Prep	3510C			611461	01/12/22 09:09	JMP	TAL BUF
TCLP	Analysis	8270D		1	611536	01/12/22 21:13	PJQ	TAL BUF
TCLP	Leach	1311			610936	01/10/22 08:46	LMS	TAL BUF
TCLP	Prep	3510C			611409	01/11/22 15:23	CMC	TAL BUF
TCLP	Analysis	8081B		1	611440	01/12/22 12:44	JLS	TAL BUF

Lab Chronicle

Client: Brydges Engineering in Environment & Energy DPC
Project/Site: Pilgrim Village Family

Job ID: 480-193838-1

Client Sample ID: PF30

Lab Sample ID: 480-193838-30

Date Collected: 12/28/21 12:00
Date Received: 12/29/21 11:25
Matrix: Solid

Prep Type	Batch Type	Batch Method	Run	Dilution Factor	Batch Number	Prepared or Analyzed	Analyst	Lab
TCLP	Leach	1311			610936	01/10/22 08:46	LMS	TAL BUF
TCLP	Prep	8151A			611340	01/11/22 11:21	JMP	TAL BUF
TCLP	Analysis	8151		1	611470	01/12/22 20:00	MAN	TAL BUF
TCLP	Leach	1311			610936	01/10/22 08:46	LMS	TAL BUF
TCLP	Prep	3010A			611362	01/11/22 11:24	ADM	TAL BUF
TCLP	Analysis	6010C		1	611501	01/11/22 21:35	LMH	TAL BUF
TCLP	Leach	1311			610936	01/10/22 08:46	LMS	TAL BUF
TCLP	Prep	7470A			611377	01/11/22 12:54	BMB	TAL BUF
TCLP	Analysis	7470A		1	611421	01/11/22 16:19	BMB	TAL BUF
Total/NA	Analysis	1010A		1	611028	01/06/22 16:07	EJL	TAL BUF
Total/NA	Prep	7.3.3			611280	01/10/22 09:00	MJB	TAL BUF
Total/NA	Analysis	9012		1	611397	01/11/22 11:52	JGO	TAL BUF
Total/NA	Prep	7.3.4			611281	01/10/22 09:00	MJB	TAL BUF
Total/NA	Analysis	9034		1	611284	01/10/22 15:18	MJB	TAL BUF
Total/NA	Analysis	9045C		1	611136	01/07/22 14:05	CSS	TAL BUF
Total/NA	Analysis	Moisture		1	610558	12/30/21 17:02	IMZ	TAL BUF

Client Sample ID: PF30

Lab Sample ID: 480-193838-30

Date Collected: 12/28/21 12:00
Date Received: 12/29/21 11:25
Matrix: Solid
Percent Solids: 84.2

Prep Type	Batch Type	Batch Method	Run	Dilution Factor	Batch Number	Prepared or Analyzed	Analyst	Lab
Total/NA	Prep	5035A_H			610919	01/06/22 07:10	JLS	TAL BUF
Total/NA	Analysis	8015D		1	610933	01/06/22 18:49	JLS	TAL BUF
Total/NA	Prep	3550C			610684	01/04/22 08:14	VXF	TAL BUF
Total/NA	Analysis	8015D		1	610807	01/06/22 00:54	MAN	TAL BUF
Total/NA	Prep	3550C			610615	01/03/22 08:48	VXF	TAL BUF
Total/NA	Analysis	8082A		1	610753	01/04/22 20:36	NC	TAL BUF

Client Sample ID: PF31

Lab Sample ID: 480-193838-31

Date Collected: 12/28/21 12:36
Date Received: 12/29/21 11:25
Matrix: Solid

Prep Type	Batch Type	Batch Method	Run	Dilution Factor	Batch Number	Prepared or Analyzed	Analyst	Lab
TCLP	Leach	1311			611186	01/10/22 08:58	LMS	TAL BUF
TCLP	Analysis	8260C		10	611328	01/11/22 18:30	CRL	TAL BUF
TCLP	Leach	1311			610936	01/10/22 08:46	LMS	TAL BUF
TCLP	Prep	3510C			611461	01/12/22 09:09	JMP	TAL BUF
TCLP	Analysis	8270D		1	611536	01/12/22 21:37	PJQ	TAL BUF
TCLP	Leach	1311			610936	01/10/22 08:46	LMS	TAL BUF
TCLP	Prep	3510C			611409	01/11/22 15:23	CMC	TAL BUF
TCLP	Analysis	8081B		1	611440	01/12/22 13:04	JLS	TAL BUF
TCLP	Leach	1311			610936	01/10/22 08:46	LMS	TAL BUF
TCLP	Prep	8151A			611340	01/11/22 11:21	JMP	TAL BUF
TCLP	Analysis	8151		1	611470	01/12/22 20:30	MAN	TAL BUF

Lab Chronicle

Client: Brydges Engineering in Environment & Energy DPC
Project/Site: Pilgrim Village Family

Job ID: 480-193838-1

Client Sample ID: PF31

Lab Sample ID: 480-193838-31

Date Collected: 12/28/21 12:36
Date Received: 12/29/21 11:25

Matrix: Solid

Prep Type	Batch Type	Batch Method	Run	Dilution Factor	Batch Number	Prepared or Analyzed	Analyst	Lab
TCLP	Leach	1311			610936	01/10/22 08:46	LMS	TAL BUF
TCLP	Prep	3010A			611362	01/11/22 11:24	ADM	TAL BUF
TCLP	Analysis	6010C		1	611501	01/11/22 21:39	LMH	TAL BUF
TCLP	Leach	1311			610936	01/10/22 08:46	LMS	TAL BUF
TCLP	Prep	7470A			611377	01/11/22 12:54	BMB	TAL BUF
TCLP	Analysis	7470A		1	611421	01/11/22 16:20	BMB	TAL BUF
Total/NA	Analysis	1010A		1	611028	01/06/22 16:07	EJL	TAL BUF
Total/NA	Prep	7.3.3			611280	01/10/22 09:00	MJB	TAL BUF
Total/NA	Analysis	9012		1	611397	01/11/22 11:54	JGO	TAL BUF
Total/NA	Prep	7.3.4			611281	01/10/22 09:00	MJB	TAL BUF
Total/NA	Analysis	9034		1	611284	01/10/22 15:18	MJB	TAL BUF
Total/NA	Analysis	9045C		1	611136	01/07/22 14:05	CSS	TAL BUF
Total/NA	Analysis	Moisture		1	610558	12/30/21 17:02	IMZ	TAL BUF

Client Sample ID: PF31

Lab Sample ID: 480-193838-31

Date Collected: 12/28/21 12:36
Date Received: 12/29/21 11:25

Matrix: Solid
Percent Solids: 89.1

Prep Type	Batch Type	Batch Method	Run	Dilution Factor	Batch Number	Prepared or Analyzed	Analyst	Lab
Total/NA	Prep	5035A_H			610919	01/06/22 07:10	JLS	TAL BUF
Total/NA	Analysis	8015D		1	610933	01/06/22 20:01	JLS	TAL BUF
Total/NA	Prep	3550C			610684	01/04/22 08:14	VXF	TAL BUF
Total/NA	Analysis	8015D		1	610807	01/06/22 02:05	MAN	TAL BUF
Total/NA	Prep	3550C			610615	01/03/22 08:48	VXF	TAL BUF
Total/NA	Analysis	8082A		1	610753	01/04/22 20:48	NC	TAL BUF

Client Sample ID: PF32

Lab Sample ID: 480-193838-32

Date Collected: 12/28/21 12:42
Date Received: 12/29/21 11:25

Matrix: Solid

Prep Type	Batch Type	Batch Method	Run	Dilution Factor	Batch Number	Prepared or Analyzed	Analyst	Lab
TCLP	Leach	1311			611186	01/10/22 08:58	LMS	TAL BUF
TCLP	Analysis	8260C		10	611328	01/11/22 18:53	CRL	TAL BUF
TCLP	Leach	1311			610936	01/10/22 08:46	LMS	TAL BUF
TCLP	Prep	3510C			611461	01/12/22 09:09	JMP	TAL BUF
TCLP	Analysis	8270D		1	611536	01/12/22 22:01	PJQ	TAL BUF
TCLP	Leach	1311			610936	01/10/22 08:46	LMS	TAL BUF
TCLP	Prep	3510C			611409	01/11/22 15:23	CMC	TAL BUF
TCLP	Analysis	8081B		1	611440	01/12/22 13:23	JLS	TAL BUF
TCLP	Leach	1311			610936	01/10/22 08:46	LMS	TAL BUF
TCLP	Prep	8151A			611340	01/11/22 11:21	JMP	TAL BUF
TCLP	Analysis	8151		1	611470	01/12/22 21:00	MAN	TAL BUF
TCLP	Leach	1311			610936	01/10/22 08:46	LMS	TAL BUF
TCLP	Prep	3010A			611362	01/11/22 11:24	ADM	TAL BUF
TCLP	Analysis	6010C		1	611501	01/11/22 21:43	LMH	TAL BUF

Lab Chronicle

Client: Brydges Engineering in Environment & Energy DPC
Project/Site: Pilgrim Village Family

Job ID: 480-193838-1

Client Sample ID: PF32

Lab Sample ID: 480-193838-32

Date Collected: 12/28/21 12:42
Date Received: 12/29/21 11:25

Matrix: Solid

Prep Type	Batch Type	Batch Method	Run	Dilution Factor	Batch Number	Prepared or Analyzed	Analyst	Lab
TCLP	Leach	1311			610936	01/10/22 08:46	LMS	TAL BUF
TCLP	Prep	7470A			611377	01/11/22 12:54	BMB	TAL BUF
TCLP	Analysis	7470A		1	611421	01/11/22 16:22	BMB	TAL BUF
Total/NA	Analysis	1010A		1	611027	01/06/22 15:56	EJL	TAL BUF
Total/NA	Prep	7.3.3			611280	01/10/22 09:00	MJB	TAL BUF
Total/NA	Analysis	9012		1	611397	01/11/22 11:55	JGO	TAL BUF
Total/NA	Prep	7.3.4			611281	01/10/22 09:00	MJB	TAL BUF
Total/NA	Analysis	9034		1	611284	01/10/22 15:18	MJB	TAL BUF
Total/NA	Analysis	9045C		1	611136	01/07/22 14:05	CSS	TAL BUF
Total/NA	Analysis	Moisture		1	610558	12/30/21 17:02	IMZ	TAL BUF

Client Sample ID: PF32

Lab Sample ID: 480-193838-32

Date Collected: 12/28/21 12:42
Date Received: 12/29/21 11:25

Matrix: Solid
Percent Solids: 89.5

Prep Type	Batch Type	Batch Method	Run	Dilution Factor	Batch Number	Prepared or Analyzed	Analyst	Lab
Total/NA	Prep	5035A_H			610919	01/06/22 07:10	JLS	TAL BUF
Total/NA	Analysis	8015D		1	610933	01/06/22 20:37	JLS	TAL BUF
Total/NA	Prep	3550C			610684	01/04/22 08:14	VXF	TAL BUF
Total/NA	Analysis	8015D		1	610807	01/06/22 02:40	MAN	TAL BUF
Total/NA	Prep	3550C			610681	01/04/22 07:12	SMP	TAL BUF
Total/NA	Analysis	8082A		1	610823	01/05/22 16:25	W1T	TAL BUF

Client Sample ID: PF33

Lab Sample ID: 480-193838-33

Date Collected: 12/28/21 12:48
Date Received: 12/29/21 11:25

Matrix: Solid

Prep Type	Batch Type	Batch Method	Run	Dilution Factor	Batch Number	Prepared or Analyzed	Analyst	Lab
TCLP	Leach	1311			611186	01/10/22 08:58	LMS	TAL BUF
TCLP	Analysis	8260C		10	611328	01/11/22 19:16	CRL	TAL BUF
TCLP	Leach	1311			610936	01/10/22 08:46	LMS	TAL BUF
TCLP	Prep	3510C			611461	01/12/22 09:09	JMP	TAL BUF
TCLP	Analysis	8270D		1	611536	01/12/22 22:25	PJQ	TAL BUF
TCLP	Leach	1311			610936	01/10/22 08:46	LMS	TAL BUF
TCLP	Prep	3510C			611409	01/11/22 15:23	CMC	TAL BUF
TCLP	Analysis	8081B		1	611440	01/12/22 13:43	JLS	TAL BUF
TCLP	Leach	1311			610936	01/10/22 08:46	LMS	TAL BUF
TCLP	Prep	8151A			611340	01/11/22 11:21	JMP	TAL BUF
TCLP	Analysis	8151		1	611470	01/12/22 21:29	MAN	TAL BUF
TCLP	Leach	1311			610936	01/10/22 08:46	LMS	TAL BUF
TCLP	Prep	3010A			611362	01/11/22 11:24	ADM	TAL BUF
TCLP	Analysis	6010C		1	611501	01/11/22 21:47	LMH	TAL BUF
TCLP	Leach	1311			610936	01/10/22 08:46	LMS	TAL BUF
TCLP	Prep	7470A			611377	01/11/22 12:54	BMB	TAL BUF
TCLP	Analysis	7470A		1	611421	01/11/22 16:23	BMB	TAL BUF

Lab Chronicle

Client: Brydges Engineering in Environment & Energy DPC
Project/Site: Pilgrim Village Family

Job ID: 480-193838-1

Client Sample ID: PF33

Lab Sample ID: 480-193838-33

Date Collected: 12/28/21 12:48
Matrix: Solid
Date Received: 12/29/21 11:25

Prep Type	Batch Type	Batch Method	Run	Dilution Factor	Batch Number	Prepared or Analyzed	Analyst	Lab
Total/NA	Analysis	1010A		1	611028	01/06/22 16:07	EJL	TAL BUF
Total/NA	Prep	7.3.3			611280	01/10/22 09:00	MJB	TAL BUF
Total/NA	Analysis	9012		1	611397	01/11/22 11:56	JGO	TAL BUF
Total/NA	Prep	7.3.4			611281	01/10/22 09:00	MJB	TAL BUF
Total/NA	Analysis	9034		1	611284	01/10/22 15:18	MJB	TAL BUF
Total/NA	Analysis	9045C		1	611136	01/07/22 14:05	CSS	TAL BUF
Total/NA	Analysis	Moisture		1	610558	12/30/21 17:02	IMZ	TAL BUF

Client Sample ID: PF33

Lab Sample ID: 480-193838-33

Date Collected: 12/28/21 12:48
Matrix: Solid
Date Received: 12/29/21 11:25
Percent Solids: 89.1

Prep Type	Batch Type	Batch Method	Run	Dilution Factor	Batch Number	Prepared or Analyzed	Analyst	Lab
Total/NA	Prep	5035A_H			610919	01/06/22 07:10	JLS	TAL BUF
Total/NA	Analysis	8015D		1	610933	01/06/22 21:13	JLS	TAL BUF
Total/NA	Prep	3550C			610684	01/04/22 08:14	VXF	TAL BUF
Total/NA	Analysis	8015D		1	610807	01/06/22 03:16	MAN	TAL BUF
Total/NA	Prep	3550C			610681	01/04/22 07:12	SMP	TAL BUF
Total/NA	Analysis	8082A		1	610823	01/05/22 16:38	W1T	TAL BUF

Client Sample ID: PF34

Lab Sample ID: 480-193838-34

Date Collected: 12/28/21 12:54
Matrix: Solid
Date Received: 12/29/21 11:25

Prep Type	Batch Type	Batch Method	Run	Dilution Factor	Batch Number	Prepared or Analyzed	Analyst	Lab
TCLP	Leach	1311			611186	01/10/22 08:58	LMS	TAL BUF
TCLP	Analysis	8260C		10	611328	01/11/22 19:39	CRL	TAL BUF
TCLP	Leach	1311			610936	01/10/22 08:46	LMS	TAL BUF
TCLP	Prep	3510C			611461	01/12/22 09:09	JMP	TAL BUF
TCLP	Analysis	8270D		1	611536	01/12/22 22:49	PJQ	TAL BUF
TCLP	Leach	1311			610936	01/10/22 08:46	LMS	TAL BUF
TCLP	Prep	3510C			611409	01/11/22 15:23	CMC	TAL BUF
TCLP	Analysis	8081B		1	611440	01/12/22 14:03	JLS	TAL BUF
TCLP	Leach	1311			610936	01/10/22 08:46	LMS	TAL BUF
TCLP	Prep	8151A			611340	01/11/22 11:21	JMP	TAL BUF
TCLP	Analysis	8151		1	611470	01/12/22 21:59	MAN	TAL BUF
TCLP	Leach	1311			610936	01/10/22 08:46	LMS	TAL BUF
TCLP	Prep	3010A			611362	01/11/22 11:24	ADM	TAL BUF
TCLP	Analysis	6010C		1	611501	01/11/22 22:02	LMH	TAL BUF
TCLP	Leach	1311			610936	01/10/22 08:46	LMS	TAL BUF
TCLP	Prep	7470A			611377	01/11/22 12:54	BMB	TAL BUF
TCLP	Analysis	7470A		1	611421	01/11/22 16:25	BMB	TAL BUF
Total/NA	Analysis	1010A		1	611128	01/07/22 16:27	EJL	TAL BUF
Total/NA	Prep	7.3.3			611280	01/10/22 09:00	MJB	TAL BUF
Total/NA	Analysis	9012		1	611397	01/11/22 12:01	JGO	TAL BUF

Lab Chronicle

Client: Brydges Engineering in Environment & Energy DPC
Project/Site: Pilgrim Village Family

Job ID: 480-193838-1

Client Sample ID: PF34

Lab Sample ID: 480-193838-34
Date Collected: 12/28/21 12:54
Matrix: Solid
Date Received: 12/29/21 11:25

Prep Type	Batch Type	Batch Method	Run	Dilution Factor	Batch Number	Prepared or Analyzed	Analyst	Lab
Total/NA	Prep	7.3.4			611281	01/10/22 09:00	MJB	TAL BUF
Total/NA	Analysis	9034		1	611284	01/10/22 15:18	MJB	TAL BUF
Total/NA	Analysis	9045C		1	611136	01/07/22 14:05	CSS	TAL BUF
Total/NA	Analysis	Moisture		1	610558	12/30/21 17:02	IMZ	TAL BUF

Client Sample ID: PF34

Lab Sample ID: 480-193838-34
Date Collected: 12/28/21 12:54
Matrix: Solid
Date Received: 12/29/21 11:25
Percent Solids: 88.2

Prep Type	Batch Type	Batch Method	Run	Dilution Factor	Batch Number	Prepared or Analyzed	Analyst	Lab
Total/NA	Prep	5035A_H			610919	01/06/22 07:10	JLS	TAL BUF
Total/NA	Analysis	8015D		1	610933	01/06/22 21:49	JLS	TAL BUF
Total/NA	Prep	3550C			610684	01/04/22 08:14	VXF	TAL BUF
Total/NA	Analysis	8015D		1	610807	01/06/22 03:51	MAN	TAL BUF
Total/NA	Prep	3550C			610681	01/04/22 07:12	SMP	TAL BUF
Total/NA	Analysis	8082A		1	610823	01/05/22 16:51	W1T	TAL BUF

Client Sample ID: PF35

Lab Sample ID: 480-193838-35
Date Collected: 12/28/21 13:00
Matrix: Solid
Date Received: 12/29/21 11:25

Prep Type	Batch Type	Batch Method	Run	Dilution Factor	Batch Number	Prepared or Analyzed	Analyst	Lab
TCLP	Leach	1311			611186	01/10/22 08:58	LMS	TAL BUF
TCLP	Analysis	8260C		10	611328	01/11/22 20:03	CRL	TAL BUF
TCLP	Leach	1311			610936	01/10/22 08:46	LMS	TAL BUF
TCLP	Prep	3510C			611461	01/12/22 09:09	JMP	TAL BUF
TCLP	Analysis	8270D		1	611536	01/12/22 23:13	PJQ	TAL BUF
TCLP	Leach	1311			610936	01/10/22 08:46	LMS	TAL BUF
TCLP	Prep	3510C			611409	01/11/22 15:23	CMC	TAL BUF
TCLP	Analysis	8081B		1	611440	01/12/22 14:23	JLS	TAL BUF
TCLP	Leach	1311			610936	01/10/22 08:46	LMS	TAL BUF
TCLP	Prep	8151A			611340	01/11/22 11:21	JMP	TAL BUF
TCLP	Analysis	8151		1	611470	01/12/22 22:28	MAN	TAL BUF
TCLP	Leach	1311			610936	01/10/22 08:46	LMS	TAL BUF
TCLP	Prep	3010A			611362	01/11/22 11:24	ADM	TAL BUF
TCLP	Analysis	6010C		1	611501	01/11/22 22:06	LMH	TAL BUF
TCLP	Leach	1311			610936	01/10/22 08:46	LMS	TAL BUF
TCLP	Prep	7470A			611377	01/11/22 12:54	BMB	TAL BUF
TCLP	Analysis	7470A		1	611421	01/11/22 16:26	BMB	TAL BUF
Total/NA	Analysis	1010A		1	611125	01/07/22 16:08	EJL	TAL BUF
Total/NA	Prep	7.3.3			611280	01/10/22 09:00	MJB	TAL BUF
Total/NA	Analysis	9012		1	611397	01/11/22 12:02	JGO	TAL BUF
Total/NA	Prep	7.3.4			611281	01/10/22 09:00	MJB	TAL BUF
Total/NA	Analysis	9034		1	611284	01/10/22 15:18	MJB	TAL BUF
Total/NA	Analysis	9045C		1	611136	01/07/22 14:05	CSS	TAL BUF

Lab Chronicle

Client: Brydges Engineering in Environment & Energy DPC
Project/Site: Pilgrim Village Family

Job ID: 480-193838-1

Client Sample ID: PF35
Date Collected: 12/28/21 13:00
Date Received: 12/29/21 11:25

Lab Sample ID: 480-193838-35
Matrix: Solid

Prep Type	Batch Type	Batch Method	Run	Dilution Factor	Batch Number	Prepared or Analyzed	Analyst	Lab
Total/NA	Analysis	Moisture		1	610558	12/30/21 17:02	IMZ	TAL BUF

Client Sample ID: PF35
Date Collected: 12/28/21 13:00
Date Received: 12/29/21 11:25

Lab Sample ID: 480-193838-35
Matrix: Solid
Percent Solids: 87.4

Prep Type	Batch Type	Batch Method	Run	Dilution Factor	Batch Number	Prepared or Analyzed	Analyst	Lab
Total/NA	Prep	5035A_H			610919	01/06/22 07:10	JLS	TAL BUF
Total/NA	Analysis	8015D		1	610933	01/06/22 22:24	JLS	TAL BUF
Total/NA	Prep	3550C			610684	01/04/22 08:14	VXF	TAL BUF
Total/NA	Analysis	8015D		1	610807	01/06/22 04:26	MAN	TAL BUF
Total/NA	Prep	3550C			610681	01/04/22 07:12	SMP	TAL BUF
Total/NA	Analysis	8082A		1	610823	01/05/22 17:04	W1T	TAL BUF

Client Sample ID: PF36
Date Collected: 12/28/21 13:06
Date Received: 12/29/21 11:25

Lab Sample ID: 480-193838-36
Matrix: Solid

Prep Type	Batch Type	Batch Method	Run	Dilution Factor	Batch Number	Prepared or Analyzed	Analyst	Lab
TCLP	Leach	1311			611186	01/10/22 08:58	LMS	TAL BUF
TCLP	Analysis	8260C		10	611328	01/11/22 20:26	CRL	TAL BUF
TCLP	Leach	1311			610936	01/10/22 08:46	LMS	TAL BUF
TCLP	Prep	3510C			611461	01/12/22 09:09	JMP	TAL BUF
TCLP	Analysis	8270D		1	611536	01/12/22 23:37	PJQ	TAL BUF
TCLP	Leach	1311			610936	01/10/22 08:46	LMS	TAL BUF
TCLP	Prep	3510C			611409	01/11/22 15:23	CMC	TAL BUF
TCLP	Analysis	8081B		1	611440	01/12/22 14:42	JLS	TAL BUF
TCLP	Leach	1311			610936	01/10/22 08:46	LMS	TAL BUF
TCLP	Prep	8151A			611340	01/11/22 11:21	JMP	TAL BUF
TCLP	Analysis	8151		1	611470	01/12/22 22:58	MAN	TAL BUF
TCLP	Leach	1311			610936	01/10/22 08:46	LMS	TAL BUF
TCLP	Prep	3010A			611362	01/11/22 11:24	ADM	TAL BUF
TCLP	Analysis	6010C		1	611501	01/11/22 22:26	LMH	TAL BUF
TCLP	Leach	1311			610936	01/10/22 08:46	LMS	TAL BUF
TCLP	Prep	7470A			611377	01/11/22 12:54	BMB	TAL BUF
TCLP	Analysis	7470A		1	611421	01/11/22 16:34	BMB	TAL BUF
Total/NA	Analysis	1010A		1	611125	01/07/22 16:08	EJL	TAL BUF
Total/NA	Prep	7.3.3			611280	01/10/22 09:00	MJB	TAL BUF
Total/NA	Analysis	9012		1	611397	01/11/22 12:04	JGO	TAL BUF
Total/NA	Prep	7.3.4			611281	01/10/22 09:00	MJB	TAL BUF
Total/NA	Analysis	9034		1	611284	01/10/22 15:18	MJB	TAL BUF
Total/NA	Analysis	9045C		1	611136	01/07/22 14:05	CSS	TAL BUF
Total/NA	Analysis	Moisture		1	610558	12/30/21 17:02	IMZ	TAL BUF

Lab Chronicle

Client: Brydges Engineering in Environment & Energy DPC
Project/Site: Pilgrim Village Family

Job ID: 480-193838-1

Client Sample ID: PF36

Date Collected: 12/28/21 13:06
Date Received: 12/29/21 11:25

Lab Sample ID: 480-193838-36

Matrix: Solid
Percent Solids: 87.4

Prep Type	Batch Type	Batch Method	Run	Dilution Factor	Batch Number	Prepared or Analyzed	Analyst	Lab
Total/NA	Prep	5035A_H			610919	01/06/22 07:10	JLS	TAL BUF
Total/NA	Analysis	8015D		1	610933	01/06/22 23:00	JLS	TAL BUF
Total/NA	Prep	3550C			610684	01/04/22 08:14	VXF	TAL BUF
Total/NA	Analysis	8015D		1	610807	01/06/22 05:02	MAN	TAL BUF
Total/NA	Prep	3550C			610681	01/04/22 07:12	SMP	TAL BUF
Total/NA	Analysis	8082A		1	610823	01/05/22 17:17	W1T	TAL BUF

Laboratory References:

TAL BUF = Eurofins Buffalo, 10 Hazelwood Drive, Amherst, NY 14228-2298, TEL (716)691-2600

Accreditation/Certification Summary

Client: Brydges Engineering in Environment & Energy DPC
Job ID: 480-193838-1
Project/Site: Pilgrim Village Family

Laboratory: Eurofins Buffalo

Unless otherwise noted, all analytes for this laboratory were covered under each accreditation/certification below.

Authority	Program	Identification Number	Expiration Date
New York	NELAP	10026	04-01-22

The following analytes are included in this report, but the laboratory is not certified by the governing authority. This list may include analytes for which the agency does not offer certification.

Analysis Method	Prep Method	Matrix	Analyte
7470A	7470A	Solid	Mercury
9012	7.3.3	Solid	Cyanide, Reactive
9034	7.3.4	Solid	Sulfide, Reactive
9045C		Solid	pH
9045C		Solid	Temperature
Moisture		Solid	Percent Moisture
Moisture		Solid	Percent Solids

Method Summary

Client: Brydges Engineering in Environment & Energy DPC
Project/Site: Pilgrim Village Family

Job ID: 480-193838-1

Method	Method Description	Protocol	Laboratory
8260C	TCLP Volatiles	SW846	TAL BUF
8270D	Semivolatile Organic Compounds (GC/MS)	SW846	TAL BUF
8015D	Gasoline Range Organics (GRO) (GC)	SW846	TAL BUF
8015D	Diesel Range Organics (DRO) (GC)	SW846	TAL BUF
8081B	Organochlorine Pesticides (GC)	SW846	TAL BUF
8082A	Polychlorinated Biphenyls (PCBs) by Gas Chromatography	SW846	TAL BUF
8151	TCLP Herbicides	SW846	TAL BUF
6010C	Metals (ICP)	SW846	TAL BUF
7470A	TCLP Mercury	SW846	TAL BUF
1010A	Ignitability, Pensky-Martens Closed-Cup Method	SW846	TAL BUF
9012	Cyanide, Reactive	SW846	TAL BUF
9034	Sulfide, Reactive	SW846	TAL BUF
9045C	pH	SW846	TAL BUF
Moisture	Percent Moisture	EPA	TAL BUF
1311	TCLP Extraction	SW846	TAL BUF
3010A	Preparation, Total Metals	SW846	TAL BUF
3510C	Liquid-Liquid Extraction (Separatory Funnel)	SW846	TAL BUF
3550C	Ultrasonic Extraction	SW846	TAL BUF
5030C	Purge and Trap	SW846	TAL BUF
5035A_H	Closed System Purge and Trap	SW846	TAL BUF
7.3.3	Cyanide, Reactive	SW846	TAL BUF
7.3.4	Sulfide, Reactive	SW846	TAL BUF
7470A	Preparation, Mercury	SW846	TAL BUF
8151A	Extraction (Herbicides)	SW846	TAL BUF

Protocol References:

EPA = US Environmental Protection Agency

SW846 = "Test Methods For Evaluating Solid Waste, Physical/Chemical Methods", Third Edition, November 1986 And Its Updates.

Laboratory References:

TAL BUF = Eurofins Buffalo, 10 Hazelwood Drive, Amherst, NY 14228-2298, TEL (716)691-2600

Sample Summary

Client: Brydges Engineering in Environment & Energy DPC
Project/Site: Pilgrim Village Family

Job ID: 480-193838-1

Lab Sample ID	Client Sample ID	Matrix	Collected	Received
480-193838-1	PF1	Solid	12/28/21 09:06	12/29/21 11:25
480-193838-2	PF2	Solid	12/28/21 09:12	12/29/21 11:25
480-193838-3	PF3	Solid	12/28/21 09:18	12/29/21 11:25
480-193838-4	PF4	Solid	12/28/21 09:22	12/29/21 11:25
480-193838-5	PF5	Solid	12/28/21 09:30	12/29/21 11:25
480-193838-6	PF6	Solid	12/28/21 09:36	12/29/21 11:25
480-193838-7	PF7	Solid	12/28/21 09:42	12/29/21 11:25
480-193838-8	PF8	Solid	12/28/21 09:48	12/29/21 11:25
480-193838-9	PF9	Solid	12/28/21 09:54	12/29/21 11:25
480-193838-10	PF10	Solid	12/28/21 10:00	12/29/21 11:25
480-193838-11	PF11	Solid	12/28/21 10:06	12/29/21 11:25
480-193838-12	PF12	Solid	12/28/21 10:12	12/29/21 11:25
480-193838-13	PF13	Solid	12/28/21 10:18	12/29/21 11:25
480-193838-14	PF14	Solid	12/28/21 10:24	12/29/21 11:25
480-193838-15	PF15	Solid	12/28/21 10:30	12/29/21 11:25
480-193838-16	PF16	Solid	12/28/21 10:36	12/29/21 11:25
480-193838-17	PF17	Solid	12/28/21 10:42	12/29/21 11:25
480-193838-18	PF18	Solid	12/28/21 10:48	12/29/21 11:25
480-193838-19	PF19	Solid	12/28/21 10:54	12/29/21 11:25
480-193838-20	PF20	Solid	12/28/21 11:00	12/29/21 11:25
480-193838-21	PF21	Solid	12/28/21 11:06	12/29/21 11:25
480-193838-22	PF22	Solid	12/28/21 11:12	12/29/21 11:25
480-193838-23	PF23	Solid	12/28/21 11:18	12/29/21 11:25
480-193838-24	PF24	Solid	12/28/21 11:24	12/29/21 11:25
480-193838-25	PF25	Solid	12/28/21 11:30	12/29/21 11:25
480-193838-26	PF26	Solid	12/28/21 11:36	12/29/21 11:25
480-193838-27	PF27	Solid	12/28/21 11:42	12/29/21 11:25
480-193838-28	PF28	Solid	12/28/21 11:48	12/29/21 11:25
480-193838-29	PF29	Solid	12/28/21 11:54	12/29/21 11:25
480-193838-30	PF30	Solid	12/28/21 12:00	12/29/21 11:25
480-193838-31	PF31	Solid	12/28/21 12:36	12/29/21 11:25
480-193838-32	PF32	Solid	12/28/21 12:42	12/29/21 11:25
480-193838-33	PF33	Solid	12/28/21 12:48	12/29/21 11:25
480-193838-34	PF34	Solid	12/28/21 12:54	12/29/21 11:25
480-193838-35	PF35	Solid	12/28/21 13:00	12/29/21 11:25
480-193838-36	PF36	Solid	12/28/21 13:06	12/29/21 11:25

Eurofins TestAmerica, Buffalo
10 Hazelwood Drive
Amherst, NY 14228-2298
Phone: 716-691-2600 Fax: 716-691-7991

Chain of Custody Record

eurofins | Environment Testing America

Client Information	Sampler: JESSE / DALTON	Lab PM: Giacomazza, Joe V	Carrier Tracking No(s):	COC No: 480-169012-36908.1
Client Contact: Jake Tracy	Phone:	E-Mail: joe.giacomazza@testamericainc.com	State of Origin: NY	Page: Page 1 of 4
Company: Brydges Engineering in Environment & Energy DPC	PWSID:			Job #: 8037
Address: 960 Busti Ave Suite B-150	Due Date Requested:			
City: Buffalo	TAT Requested (days): 10 DAY			
State, Zip: NY, 14213	Compliance Project: ☑ Yes Δ No			
Phone: 716.249.6880	PO #: Purchase Order not required			
Email: jtracy@be3corp.com	WO #:			
Project Name: BE3 Corp	Project #: 48024347			
Site: PILGRIM VILLAGE FAMILY	SSOW#:			

Analysis Requested

480-193838 Chain of Custody

Preservation Codes:
A - HCl
L - EDA
W - pH 4-5
Z - other (specify)
Other:

Sample Identification	Sample Date	Sample Time	Sample Type (C=comp, G=grab)	Matrix (W=water, S=solid, O=waste/oil, BT=Tissue, A=Air)	Field Filtered Sample (Yes or No)	Perform MS/MSD (Yes or No)	9012_ReactiveCN, 9034_Reactive	6010C, 7470A, 8081B, 8151A, 8270D	8260C - TCLP Volatiles	1010A, 9045C	8015D_DRO, 8082A	8015D_GRO - GRO	Total Number of contai	Special Instructions/Note:
			Preservation Code:				N	N	N	N	N	N		
PF1	12/28/21	906	C	Solid	N	Y	X	X	X	X	X	X	5	
PF2		912		Solid			X	X	X	X	X	X		
PF3		918		Solid			X	X	X	X	X	X		
PF4		924		Solid			X	X	X	X	X	X		
PF5		930		Solid			X	X	X	X	X	X		
PF6		936		Solid			X	X	X	X	X	X		
PF7		942		Solid			X	X	X	X	X	X		
PF8		948		Solid			X	X	X	X	X	X		
PF9		954		Solid			X	X	X	X	X	X		
PF10		1000		Solid			X	X	X	X	X	X		
PF11		1006		Solid			X	X	X	X	X	X		

Possible Hazard Identification
☑ Non-Hazard ☐ Flammable ☐ Skin Irritant ☐ Poison B ☐ Unknown ☐ Radiological

Sample Disposal (A fee may be assessed if samples are retained longer than 1 month)
☐ Return To Client ☑ Disposal By Lab ☐ Archive For _____ Months

Deliverable Requested: I, II, III, IV, Other (specify)

Special Instructions/QC Requirements:

Empty Kit Relinquished by:	Date:	Time:	Method of Shipment:

Relinquished by:	Date/Time:	Company	Received by:	Date/Time:	Company
Dalton Stack [signature]	12/29/21 11:25 AM	BE3			
			[signature]	12/29/21 1125	[signature]

Custody Seals Intact: Δ Yes Δ No	Custody Seal No.:	Cooler Temperature(s) °C and Other Remarks: 11.1, 16.8, 14.1, 16.0, 3.2 no ICE

Ver: 06/08/2021

Eurofins TestAmerica, Buffalo
10 Hazelwood Drive
Amherst, NY 14228-2298
Phone: 716-691-2600 Fax: 716-691-7991

Chain of Custody Record

eurofins | Environment Testing America

Client Information	Sampler: JESSE / DALTON	Lab PM: Giacomazza, Joe V	Carrier Tracking No(s):	COC No: 480-169012-36908.2
Client Contact: Jake Tracy	Phone:	E-Mail: joe.giacomazza@testamericainc.com	State of Origin: NY	Page: Page 2 of 4
Company: Brydges Engineering in Environment & Energy DPC	PWSID:			Job #: 8037
Address: 960 Busti Ave Suite B-150	Due Date Requested:			
City: Buffalo	TAT Requested (days): 10 DAY			
State, Zip: NY, 14213	Compliance Project: ✓ Yes Δ No			
Phone: 716.249.6880	PO #: Purchase Order not required			
Email: jtracy@be3corp.com	WO #:			
Project Name: BE3 Corp	Project #: 48024347			
Site: PILGRIM VILLAGE FAMILY	SSOW#:			

Analysis Requested

Preservation Codes:
A - HCL, B - NaOH, C - Zn Acetate, D - Nitric Acid, E - NaHSO4, F - MeOH, G - Amchlor, H - Ascorbic Acid, I - Ice, J - DI Water, K - EDTA, L - EDA, M - Hexane, N - None, O - AsNaO2, P - Na2O4S, Q - Na2SO3, R - Na2S2O3, S - H2SO4, T - TSP Dodecahydrate, U - Acetone, V - MCAA, W - pH 4-5, Z - other (specify)
Other:

Sample Identification	Sample Date	Sample Time	Sample Type (C=Comp, G=grab)	Matrix (W=water, S=solid, O=waste/oil, BT=Tissue, A=Air)	Field Filtered Sample (Yes or No)	Perform MS/MSD (Yes or No)	9012_ReactiveCN, 9034_Reactive	6010C, 7470A, 8081B, 8151A, 8270D	8260C - TCLP Volatiles	1010A, 9045C	8015D_DRO, 8082A	8015D_GRO - GRO	Total Number of containers	Special Instructions/Note:
			Preservation Code:				N	N	N	N	N	N		
PF12	12/28/21	1012	C	Solid	N	Y	X	X	X	X	X	X	5	
PF13		1018		Solid			X	X	X	X	X	X		
PF14		1024		Solid			X	X	X	X	X	X		
PF15		1030		Solid			X	X	X	X	X	X		
PF16		1036		Solid			X	X	X	X	X	X		
PF17		1042		Solid			X	X	X	X	X	X		
PF18		1048		Solid			X	X	X	X	X	X		
PF19		1054		Solid			X	X	X	X	X	X		
PF20		1100		Solid			X	X	X	X	X	X		
PF21		1106		Solid			X	X	X	X	X	X		
PF22		1112		Solid			X	X	X	X	X	X		

Possible Hazard Identification
☑ Non-Hazard ☐ Flammable ☐ Skin Irritant ☐ Poison B ☐ Unknown ☐ Radiological

Sample Disposal (A fee may be assessed if samples are retained longer than 1 month)
☐ Return To Client ☑ Disposal By Lab ☐ Archive For _____ Months

Deliverable Requested: I, II, III, IV, Other (specify)

Special Instructions/QC Requirements:

Empty Kit Relinquished by:	Date:	Time:	Method of Shipment:

Relinquished by	Date/Time	Company	Received by	Date/Time	Company
Dalton Stack	12/29/21 11:25 AM	BE3			
				12/29/21 1125	TA

Custody Seals Intact: Δ Yes Δ No	Custody Seal No.:	Cooler Temperature(s) °C and Other Remarks:

Ver: 06/08/2021

Eurofins TestAmerica, Buffalo
10 Hazelwood Drive
Amherst, NY 14228-2298
Phone: 716-691-2600 Fax: 716-691-7991

Chain of Custody Record

eurofins | Environment Testing America

Client Information	Sampler: JESSE / DALTON	Lab PM: Giacomazza, Joe V	Carrier Tracking No(s):	COC No: 480-169012-36908.3
Client Contact: Jake Tracy	Phone:	E-Mail: joe.giacomazza@testamericainc.com	State of Origin: NY	Page: Page 3 of 4
Company: Brydges Engineering in Environment & Energy DPC	PWSID:			Job #: 8037
Address: 960 Busti Ave Suite B-150	Due Date Requested:			
City: Buffalo	TAT Requested (days): 10 DAY			
State, Zip: NY, 14213	Compliance Project: ☑ Yes Δ No			
Phone: 716.249.6880	PO #: Purchase Order not required			
Email: jtracy@be3corp.com	WO #:			
Project Name: BE3 Corp	Project #: 48024347			
Site: PILGRIM VILLAGE FAMILY	SSOW#:			

Analysis Requested

Preservation Codes:

A - HCL	M - Hexane
B - NaOH	N - None
C - Zn Acetate	O - AsNaO2
D - Nitric Acid	P - Na2O4S
E - NaHSO4	Q - Na2SO3
F - MeOH	R - Na2S2O3
G - Amchlor	S - H2SO4
H - Ascorbic Acid	T - TSP Dodecahydrate
I - Ice	U - Acetone
J - DI Water	V - MCAA
K - EDTA	W - pH 4-5
L - EDA	Z - other (specify)

Other:

Sample Identification	Sample Date	Sample Time	Sample Type (C=comp, G=grab)	Matrix (W=water, S=solid, O=waste/oil, BT=Tissue, A=Air)	Field Filtered Sample (Yes or No)	Perform MS/MSD (Yes or No)	9012_ReactiveCN, 9034_Reactive	6010C, 7470A, 8081B, 8151A, 8270D	8260C - TCLP Volatiles	1010A, 9045C	8015D_DRO, 8082A	8015D_GRO - GRO	Total Number of containers	Special Instructions/Note:
			Preservation Code:				N	N	N	N	N	N		
PF23	12/28/21	1118	C	Solid	N	Y	X	X	X	X	X	X	5	
PF24	↓	1124	↓	Solid	↓	↓	X	X	X	X	X	X	↓	
PF25	↓	1130	↓	Solid	↓	↓	X	X	X	X	X	X	↓	
PF26	↓	1136	↓	Solid	↓	↓	X	X	X	X	X	X	↓	
PF27	↓	1142	↓	Solid	↓	↓	X	X	X	X	X	X	↓	
PF28	↓	1148	↓	Solid	↓	↓	X	X	X	X	X	X	↓	
PF29	↓	1154	↓	Solid	↓	↓	X	X	X	X	X	X	↓	
PF30	↓	1200	↓	Solid	↓	↓	X	X	X	X	X	X	↓	
PF31	↓	1236	↓	Solid	↓	↓	X	X	X	X	X	X	↓	
PF32	↓	1242	↓	Solid	↓	↓	X	X	X	X	X	X	↓	
PF33	↓	1248	↓	Solid	↓	↓	X	X	X	X	X	X	↓	

Possible Hazard Identification
☑ Non-Hazard ☐ Flammable ☐ Skin Irritant ☐ Poison B ☐ Unknown ☐ Radiological

Sample Disposal (A fee may be assessed if samples are retained longer than 1 month)
☐ Return To Client ☑ Disposal By Lab ☐ Archive For _____ Months

Deliverable Requested: I, II, III, IV, Other (specify)

Special Instructions/QC Requirements:

Empty Kit Relinquished by:	Date:	Time:	Method of Shipment:

Relinquished by:	Date/Time:	Company	Received by:	Date/Time:	Company
Dalton Stack [signature]	12/29/21 11:25AM	BE3			
			[signature]	12/29/21 1135	TA

Custody Seals Intact: Δ Yes Δ No	Custody Seal No.:	Cooler Temperature(s) °C and Other Remarks:

Ver: 06/08/2021

Eurofins TestAmerica, Buffalo
10 Hazelwood Drive
Amherst, NY 14228-2298
Phone: 716-691-2600 Fax: 716-691-7991

Chain of Custody Record

eurofins | Environment Testing America

Client Information	Sampler: JESSE / DALTON	Lab PM: Giacomazza, Joe V	Carrier Tracking No(s):	COC No: 480-169012-36908.4
Client Contact: Jake Tracy	Phone:	E-Mail: joe.giacomazza@testamericainc.com	State of Origin: NY	Page: Page 4 of 4
Company: Brydges Engineering in Environment & Energy DPC	PWSID:			Job #: 8037
Address: 960 Busti Ave Suite B-150	Due Date Requested:			
City: Buffalo	TAT Requested (days): 10 DAY			
State, Zip: NY, 14213	Compliance Project: ✓ Yes Δ No			
Phone: 716.249.6880	PO #: Purchase Order not required			
Email: jtracy@be3corp.com	WO #:			
Project Name: BE3 Corp	Project #: 48024347			
Site: PILGRIM VILLAGE FAMILY	SSOW#:			

Analysis Requested

Preservation Codes:
A - HCL, B - NaOH, C - Zn Acetate, D - Nitric Acid, E - NaHSO4, F - MeOH, G - Amchlor, H - Ascorbic Acid, I - Ice, J - DI Water, K - EDTA, L - EDA
M - Hexane, N - None, O - AsNaO2, P - Na2O4S, Q - Na2SO3, R - Na2S2O3, S - H2SO4, T - TSP Dodecahydrate, U - Acetone, V - MCAA, W - pH 4-5, Z - other (specify)
Other:

Sample Identification	Sample Date	Sample Time	Sample Type (C=comp, G=grab)	Matrix (W=water, S=solid, O=waste/oil, BT=Tissue, A=Air)	Field Filtered Sample (Yes or No)	Perform MS/MSD (Yes or No)	9012_ReactiveCN, 9034_Reactive	6010C, 7470A, 8081B, 8151A, 8270D	8260C - TCLP Volatiles	1010A, 9045C	8015D_DRO, 8082A	8015D_GRO - GRO	Total Number of containers	Special Instructions/Note:
			Preservation Code:				N	N	N	N	N	N		
PF34	12/28/21	1254	C	Solid	N	Y	X	X	X	X	X	X	5	
PF35	↓	1300	↓	Solid	↓	↓	X	X	X	X	X	X	↓	
PF36	↓	1306	↓	Solid	↓	↓	X	X	X	X	X	X	↓	
				Solid										

Possible Hazard Identification
☑ Non-Hazard ☐ Flammable ☐ Skin Irritant ☐ Poison B ☐ Unknown ☐ Radiological

Sample Disposal (A fee may be assessed if samples are retained longer than 1 month)
☐ Return To Client ☑ Disposal By Lab ☐ Archive For _____ Months

Deliverable Requested: I, II, III, IV, Other (specify)

Special Instructions/QC Requirements:

Empty Kit Relinquished by:	Date:	Time:	Method of Shipment:		
Relinquished by: Dalton Stack	Date/Time: 12/29/21 11:25 AM	Company: BE3	Received by:	Date/Time:	Company
Relinquished by:	Date/Time:	Company	Received by:	Date/Time:	Company
Relinquished by:	Date/Time:	Company	Received by:	Date/Time: 12/29/21 1125	Company

Custody Seals Intact: Δ Yes Δ No | Custody Seal No.: | Cooler Temperature(s) °C and Other Remarks:

Ver: 06/08/2021

Login Sample Receipt Checklist

Client: Brydges Engineering in Environment & Ene

Job Number: 480-193838-1

Login Number: 193838
List Number: 1
Creator: Sabuda, Brendan D

List Source: Eurofins Buffalo

Question	Answer	Comment
Radioactivity either was not measured or, if measured, is at or below background	True	
The cooler's custody seal, if present, is intact.	True	
The cooler or samples do not appear to have been compromised or tampered with.	True	
Samples were received on ice.	False	
Cooler Temperature is acceptable.	True	
Cooler Temperature is recorded.	True	18.1 16.8 14.1 16.0 13.2 #1
COC is present.	True	
COC is filled out in ink and legible.	True	
COC is filled out with all pertinent information.	True	
Is the Field Sampler's name present on COC?	True	
There are no discrepancies between the sample IDs on the containers and the COC.	True	
Samples are received within Holding Time (Excluding tests with immediate HTs)..	True	
Sample containers have legible labels.	True	
Containers are not broken or leaking.	True	
Sample collection date/times are provided.	True	
Appropriate sample containers are used.	True	
Sample bottles are completely filled.	True	
Sample Preservation Verified	True	
There is sufficient vol. for all requested analyses, incl. any requested MS/MSDs	True	
VOA sample vials do not have headspace or bubble is <6mm (1/4") in diameter.	True	
If necessary, staff have been informed of any short hold time or quick TAT needs	True	
Multiphasic samples are not present.	True	
Samples do not require splitting or compositing.	True	
Sampling Company provided.	True	
Samples received within 48 hours of sampling.	True	
Samples requiring field filtration have been filtered in the field.	True	
Chlorine Residual checked.	True	

eurofins | Environment Testing America

ANALYTICAL REPORT

Eurofins Buffalo
10 Hazelwood Drive
Amherst, NY 14228-2298
Tel: (716)691-2600

Laboratory Job ID: 480-199605-1
Client Project/Site: Pilgrim Village Family - Groundwater

For:
Brydges Engineering in Environment & Energy DPC
960 Busti Ave
Suite B-150
Buffalo, New York 14213

Attn: Mr. Dalton Stack

Authorized for release by:
7/14/2022 7:49:35 AM

John Beninati, Project Manager
(716)504-9874
John.Beninati@et.eurofinsus.com

LINKS

Review your project results through my EOL

Have a Question? Ask The Expert

Visit us at: www.eurofinsus.com/Env

The test results in this report meet all 2003 NELAC, 2009 TNI, and 2016 TNI requirements for accredited parameters, exceptions are noted in this report. This report may not be reproduced except in full, and with written approval from the laboratory. For questions please contact the Project Manager at the e-mail address or telephone number listed on this page.

This report has been electronically signed and authorized by the signatory. Electronic signature is intended to be the legally binding equivalent of a traditionally handwritten signature.

Results relate only to the items tested and the sample(s) as received by the laboratory.

Table of Contents

Cover Page 1
Table of Contents 2
Definitions/Glossary 3
Case Narrative 4
Detection Summary 5
Client Sample Results 7
Surrogate Summary 19
QC Sample Results 20
QC Association Summary 32
Lab Chronicle 34
Certification Summary 35
Method Summary 36
Sample Summary 37
Chain of Custody 38
Receipt Checklists 39

Definitions/Glossary

Client: Brydges Engineering in Environment & Energy DPC
Job ID: 480-199605-1
Project/Site: Pilgrim Village Family - Groundwater

Qualifiers

GC/MS VOA

Qualifier	Qualifier Description
*-	LCS and/or LCSD is outside acceptance limits, low biased.
J	Result is less than the RL but greater than or equal to the MDL and the concentration is an approximate value.
U	Indicates the analyte was analyzed for but not detected.

GC/MS Semi VOA

Qualifier	Qualifier Description
*1	LCS/LCSD RPD exceeds control limits.
J	Result is less than the RL but greater than or equal to the MDL and the concentration is an approximate value.
U	Indicates the analyte was analyzed for but not detected.

Metals

Qualifier	Qualifier Description
4	MS, MSD: The analyte present in the original sample is greater than 4 times the matrix spike concentration; therefore, control limits are not applicable.
B	Compound was found in the blank and sample.
J	Result is less than the RL but greater than or equal to the MDL and the concentration is an approximate value.
U	Indicates the analyte was analyzed for but not detected.

Glossary

Abbreviation	These commonly used abbreviations may or may not be present in this report.
¤	Listed under the "D" column to designate that the result is reported on a dry weight basis
%R	Percent Recovery
CFL	Contains Free Liquid
CFU	Colony Forming Unit
CNF	Contains No Free Liquid
DER	Duplicate Error Ratio (normalized absolute difference)
Dil Fac	Dilution Factor
DL	Detection Limit (DoD/DOE)
DL, RA, RE, IN	Indicates a Dilution, Re-analysis, Re-extraction, or additional Initial metals/anion analysis of the sample
DLC	Decision Level Concentration (Radiochemistry)
EDL	Estimated Detection Limit (Dioxin)
LOD	Limit of Detection (DoD/DOE)
LOQ	Limit of Quantitation (DoD/DOE)
MCL	EPA recommended "Maximum Contaminant Level"
MDA	Minimum Detectable Activity (Radiochemistry)
MDC	Minimum Detectable Concentration (Radiochemistry)
MDL	Method Detection Limit
ML	Minimum Level (Dioxin)
MPN	Most Probable Number
MQL	Method Quantitation Limit
NC	Not Calculated
ND	Not Detected at the reporting limit (or MDL or EDL if shown)
NEG	Negative / Absent
POS	Positive / Present
PQL	Practical Quantitation Limit
PRES	Presumptive
QC	Quality Control
RER	Relative Error Ratio (Radiochemistry)
RL	Reporting Limit or Requested Limit (Radiochemistry)
RPD	Relative Percent Difference, a measure of the relative difference between two points
TEF	Toxicity Equivalent Factor (Dioxin)
TEQ	Toxicity Equivalent Quotient (Dioxin)
TNTC	Too Numerous To Count

Job ID: 480-199605-1

Laboratory: Eurofins Buffalo

Narrative

Job Narrative
480-199605-1

Comments
No additional comments.

Receipt
The samples were received on 7/7/2022 4:00 PM. Unless otherwise noted below, the samples arrived in good condition, and where required, properly preserved and on ice. The temperature of the cooler at receipt was 5.2º C.

GC/MS VOA
Method 8260C: The laboratory control sample and/or the laboratory control sample duplicate (LCS/LCSD) for analytical batch 480-632921 recovered outside control limits for the following analyte(s): 4-Methyl-2-pentanone (MIBK). 4-Methyl-2-pentanone (MIBK) has been identified as a poor performing analyte when analyzed using this method; therefore, re-extraction/re-analysis was not performed. The associated samples are impacted: REM-2 (480-199605-1), REM-22 (480-199605-2), REM-3 (480-199605-3) and TRIP BLANK (480-199605-4).

Method 8260C: The continuing calibration verification (CCV) associated with batch 480-632921 recovered above the upper control limit for Trichlorofluoromethane. The samples associated with this CCV were non-detects for the affected analytes; therefore, the data have been reported. The associated samples are impacted: REM-2 (480-199605-1), REM-22 (480-199605-2), REM-3 (480-199605-3) and TRIP BLANK (480-199605-4).

Method 8260C: The following sample(s) was collected in a properly preserved vial; however, the pH was outside the required criteria when verified by the laboratory. The sample was analyzed within the 7-day holding time specified for unpreserved samples: REM-3 (480-199605-3). pH is 7.

No additional analytical or quality issues were noted, other than those described above or in the Definitions/Glossary page.

GC/MS Semi VOA
Method 8270D: The RPD of the laboratory control sample (LCS) and laboratory control sample duplicate (LCSD) for preparation batch 480-633068 and analytical batch 480-633204 recovered outside control limits for multiple analytes.

No additional analytical or quality issues were noted, other than those described above or in the Definitions/Glossary page.

Metals
Method 6010C: The recovery of post spike, (480-199605-A-2-A PDS), associated with batch 480-633242, exhibited results outside quality control limits for Total Sodium and Antimony. However, the serial dilution (SD) of this sample was compliant, therefore no corrective action was necessary.

Methods 245.1, 7470A: Due to interference with the sample matrix, the standard mercury preparation procedure was inadequate for the following samples(s): REM-3 (480-199605-3). This was demonstrated when the potassium permanganate reagent was added and the characteristic purple color faded rapidly. This loss of color indicates oxidizing conditions were not maintained. The sample(s) was prepared and analyzed at a 1/2 dilution, which maintained the purple color during digestion.

No additional analytical or quality issues were noted, other than those described above or in the Definitions/Glossary page.

Organic Prep
Method 3510C: During pH adjustment, the following samples required 5 mL of base to reach the desired pH: REM-2 (480-199605-1) and REM-22 (480-199605-2). Most samples take less than 2 mL to reach the desired range.

No additional analytical or quality issues were noted, other than those described above or in the Definitions/Glossary page.

Detection Summary

Client: Brydges Engineering in Environment & Energy DPC
Job ID: 480-199605-1
Project/Site: Pilgrim Village Family - Groundwater

Client Sample ID: REM-2 — Lab Sample ID: 480-199605-1

Analyte	Result	Qualifier	RL	MDL	Unit	Dil Fac	D	Method	Prep Type
Caprolactam	2.7	J	5.0	2.2	ug/L	1		8270D	Total/NA
Aluminum	0.077	J	0.20	0.060	mg/L	1		6010C	Total/NA
Barium	0.11		0.0020	0.00070	mg/L	1		6010C	Total/NA
Calcium	551		0.50	0.10	mg/L	1		6010C	Total/NA
Copper	0.0081	J	0.010	0.0016	mg/L	1		6010C	Total/NA
Iron	0.096		0.050	0.019	mg/L	1		6010C	Total/NA
Lead	0.0042	J	0.010	0.0030	mg/L	1		6010C	Total/NA
Magnesium	300		0.20	0.043	mg/L	1		6010C	Total/NA
Manganese	0.22	B	0.0030	0.00040	mg/L	1		6010C	Total/NA
Nickel	0.0033	J	0.010	0.0013	mg/L	1		6010C	Total/NA
Potassium	37.8		0.50	0.10	mg/L	1		6010C	Total/NA
Sodium	85.3		1.0	0.32	mg/L	1		6010C	Total/NA
Vanadium	0.0018	J	0.0050	0.0015	mg/L	1		6010C	Total/NA
Zinc	0.0034	J B	0.010	0.0015	mg/L	1		6010C	Total/NA

Client Sample ID: REM-22 — Lab Sample ID: 480-199605-2

Analyte	Result	Qualifier	RL	MDL	Unit	Dil Fac	D	Method	Prep Type
Caprolactam	2.9	J	5.0	2.2	ug/L	1		8270D	Total/NA
Aluminum	0.066	J	0.20	0.060	mg/L	1		6010C	Total/NA
Barium	0.11		0.0020	0.00070	mg/L	1		6010C	Total/NA
Calcium	564		0.50	0.10	mg/L	1		6010C	Total/NA
Copper	0.0083	J	0.010	0.0016	mg/L	1		6010C	Total/NA
Iron	0.070		0.050	0.019	mg/L	1		6010C	Total/NA
Lead	0.0031	J	0.010	0.0030	mg/L	1		6010C	Total/NA
Magnesium	305		0.20	0.043	mg/L	1		6010C	Total/NA
Manganese	0.22	B	0.0030	0.00040	mg/L	1		6010C	Total/NA
Nickel	0.0031	J	0.010	0.0013	mg/L	1		6010C	Total/NA
Potassium	38.8		0.50	0.10	mg/L	1		6010C	Total/NA
Sodium	88.4		1.0	0.32	mg/L	1		6010C	Total/NA
Vanadium	0.0016	J	0.0050	0.0015	mg/L	1		6010C	Total/NA
Zinc	0.0031	J B	0.010	0.0015	mg/L	1		6010C	Total/NA

Client Sample ID: REM-3 — Lab Sample ID: 480-199605-3

Analyte	Result	Qualifier	RL	MDL	Unit	Dil Fac	D	Method	Prep Type
Acetone	4.3	J	10	3.0	ug/L	1		8260C	Total/NA
Aluminum	37.4		0.20	0.060	mg/L	1		6010C	Total/NA
Arsenic	0.012	J	0.015	0.0056	mg/L	1		6010C	Total/NA
Barium	0.37		0.0020	0.00070	mg/L	1		6010C	Total/NA
Beryllium	0.0016	J	0.0020	0.00030	mg/L	1		6010C	Total/NA
Cadmium	0.0015	J	0.0020	0.00050	mg/L	1		6010C	Total/NA
Calcium	717		0.50	0.10	mg/L	1		6010C	Total/NA
Chromium	0.048		0.0040	0.0010	mg/L	1		6010C	Total/NA
Cobalt	0.024		0.0040	0.00063	mg/L	1		6010C	Total/NA
Copper	0.047		0.010	0.0016	mg/L	1		6010C	Total/NA
Iron	45.5		0.050	0.019	mg/L	1		6010C	Total/NA
Lead	0.058		0.010	0.0030	mg/L	1		6010C	Total/NA
Magnesium	133		0.20	0.043	mg/L	1		6010C	Total/NA
Manganese	2.9	B	0.0030	0.00040	mg/L	1		6010C	Total/NA
Nickel	0.058		0.010	0.0013	mg/L	1		6010C	Total/NA
Potassium	30.6		0.50	0.10	mg/L	1		6010C	Total/NA

This Detection Summary does not include radiochemical test results.

Eurofins Buffalo

Detection Summary

Client: Brydges Engineering in Environment & Energy DPC
Job ID: 480-199605-1
Project/Site: Pilgrim Village Family - Groundwater

Client Sample ID: REM-3 (Continued) — Lab Sample ID: 480-199605-3

Analyte	Result	Qualifier	RL	MDL	Unit	Dil Fac	D	Method	Prep Type
Sodium	472		1.0	0.32	mg/L	1		6010C	Total/NA
Vanadium	0.069		0.0050	0.0015	mg/L	1		6010C	Total/NA
Zinc	0.15	B	0.010	0.0015	mg/L	1		6010C	Total/NA
Mercury	0.00023	J	0.00040	0.000086	mg/L	1		7470A	Total/NA

Client Sample ID: TRIP BLANK — Lab Sample ID: 480-199605-4

No Detections.

This Detection Summary does not include radiochemical test results.

Client Sample Results

Client: Brydges Engineering in Environment & Energy DPC
Project/Site: Pilgrim Village Family - Groundwater

Job ID: 480-199605-1

Client Sample ID: REM-2

Date Collected: 07/07/22 10:30
Date Received: 07/07/22 16:00

Lab Sample ID: 480-199605-1

Matrix: Water

Method: 8260C - Volatile Organic Compounds by GC/MS

Analyte	Result	Qualifier	RL	MDL	Unit	D	Prepared	Analyzed	Dil Fac
1,1,1-Trichloroethane	1.0	U	1.0	0.82	ug/L			07/08/22 16:33	1
1,1,2,2-Tetrachloroethane	1.0	U	1.0	0.21	ug/L			07/08/22 16:33	1
1,1,2-Trichloro-1,2,2-trifluoroethane	1.0	U	1.0	0.31	ug/L			07/08/22 16:33	1
1,1,2-Trichloroethane	1.0	U	1.0	0.23	ug/L			07/08/22 16:33	1
1,1-Dichloroethane	1.0	U	1.0	0.38	ug/L			07/08/22 16:33	1
1,1-Dichloroethene	1.0	U	1.0	0.29	ug/L			07/08/22 16:33	1
1,2,4-Trichlorobenzene	1.0	U	1.0	0.41	ug/L			07/08/22 16:33	1
1,2-Dibromo-3-Chloropropane	1.0	U	1.0	0.39	ug/L			07/08/22 16:33	1
1,2-Dibromoethane	1.0	U	1.0	0.73	ug/L			07/08/22 16:33	1
1,2-Dichlorobenzene	1.0	U	1.0	0.79	ug/L			07/08/22 16:33	1
1,2-Dichloroethane	1.0	U	1.0	0.21	ug/L			07/08/22 16:33	1
1,2-Dichloropropane	1.0	U	1.0	0.72	ug/L			07/08/22 16:33	1
1,3-Dichlorobenzene	1.0	U	1.0	0.78	ug/L			07/08/22 16:33	1
1,4-Dichlorobenzene	1.0	U	1.0	0.84	ug/L			07/08/22 16:33	1
2-Butanone (MEK)	10	U	10	1.3	ug/L			07/08/22 16:33	1
2-Hexanone	5.0	U	5.0	1.2	ug/L			07/08/22 16:33	1
4-Methyl-2-pentanone (MIBK)	5.0	U *-	5.0	2.1	ug/L			07/08/22 16:33	1
Acetone	10	U	10	3.0	ug/L			07/08/22 16:33	1
Benzene	1.0	U	1.0	0.41	ug/L			07/08/22 16:33	1
Bromodichloromethane	1.0	U	1.0	0.39	ug/L			07/08/22 16:33	1
Bromoform	1.0	U	1.0	0.26	ug/L			07/08/22 16:33	1
Bromomethane	1.0	U	1.0	0.69	ug/L			07/08/22 16:33	1
Carbon disulfide	1.0	U	1.0	0.19	ug/L			07/08/22 16:33	1
Carbon tetrachloride	1.0	U	1.0	0.27	ug/L			07/08/22 16:33	1
Chlorobenzene	1.0	U	1.0	0.75	ug/L			07/08/22 16:33	1
Chloroethane	1.0	U	1.0	0.32	ug/L			07/08/22 16:33	1
Chloroform	1.0	U	1.0	0.34	ug/L			07/08/22 16:33	1
Chloromethane	1.0	U	1.0	0.35	ug/L			07/08/22 16:33	1
cis-1,2-Dichloroethene	1.0	U	1.0	0.81	ug/L			07/08/22 16:33	1
cis-1,3-Dichloropropene	1.0	U	1.0	0.36	ug/L			07/08/22 16:33	1
Cyclohexane	1.0	U	1.0	0.18	ug/L			07/08/22 16:33	1
Dibromochloromethane	1.0	U	1.0	0.32	ug/L			07/08/22 16:33	1
Dichlorodifluoromethane	1.0	U	1.0	0.68	ug/L			07/08/22 16:33	1
Ethylbenzene	1.0	U	1.0	0.74	ug/L			07/08/22 16:33	1
Isopropylbenzene	1.0	U	1.0	0.79	ug/L			07/08/22 16:33	1
Methyl acetate	2.5	U	2.5	1.3	ug/L			07/08/22 16:33	1
Methyl tert-butyl ether	1.0	U	1.0	0.16	ug/L			07/08/22 16:33	1
Methylcyclohexane	1.0	U	1.0	0.16	ug/L			07/08/22 16:33	1
Methylene Chloride	1.0	U	1.0	0.44	ug/L			07/08/22 16:33	1
Styrene	1.0	U	1.0	0.73	ug/L			07/08/22 16:33	1
Tetrachloroethene	1.0	U	1.0	0.36	ug/L			07/08/22 16:33	1
Toluene	1.0	U	1.0	0.51	ug/L			07/08/22 16:33	1
trans-1,2-Dichloroethene	1.0	U	1.0	0.90	ug/L			07/08/22 16:33	1
trans-1,3-Dichloropropene	1.0	U	1.0	0.37	ug/L			07/08/22 16:33	1
Trichloroethene	1.0	U	1.0	0.46	ug/L			07/08/22 16:33	1
Trichlorofluoromethane	1.0	U	1.0	0.88	ug/L			07/08/22 16:33	1
Vinyl chloride	1.0	U	1.0	0.90	ug/L			07/08/22 16:33	1
Xylenes, Total	2.0	U	2.0	0.66	ug/L			07/08/22 16:33	1

Client Sample Results

Client: Brydges Engineering in Environment & Energy DPC
Project/Site: Pilgrim Village Family - Groundwater

Job ID: 480-199605-1

Client Sample ID: REM-2

Date Collected: 07/07/22 10:30
Date Received: 07/07/22 16:00

Lab Sample ID: 480-199605-1

Matrix: Water

Surrogate	*%Recovery*	*Qualifier*	*Limits*	*Prepared*	*Analyzed*	*Dil Fac*
1,2-Dichloroethane-d4 (Surr)	*110*		*77 - 120*		*07/08/22 16:33*	*1*
4-Bromofluorobenzene (Surr)	*114*		*73 - 120*		*07/08/22 16:33*	*1*
Dibromofluoromethane (Surr)	*112*		*75 - 123*		*07/08/22 16:33*	*1*
Toluene-d8 (Surr)	*96*		*80 - 120*		*07/08/22 16:33*	*1*

Method: 8270D - Semivolatile Organic Compounds (GC/MS)

Analyte	Result	Qualifier	RL	MDL	Unit	D	Prepared	Analyzed	Dil Fac
2,4,5-Trichlorophenol	5.0	U	5.0	0.48	ug/L		07/11/22 09:50	07/12/22 16:31	1
2,4,6-Trichlorophenol	5.0	U	5.0	0.61	ug/L		07/11/22 09:50	07/12/22 16:31	1
2,4-Dichlorophenol	5.0	U	5.0	0.51	ug/L		07/11/22 09:50	07/12/22 16:31	1
2,4-Dimethylphenol	5.0	U	5.0	0.50	ug/L		07/11/22 09:50	07/12/22 16:31	1
2,4-Dinitrophenol	10	U	10	2.2	ug/L		07/11/22 09:50	07/12/22 16:31	1
2,4-Dinitrotoluene	5.0	U	5.0	0.45	ug/L		07/11/22 09:50	07/12/22 16:31	1
2,6-Dinitrotoluene	5.0	U	5.0	0.40	ug/L		07/11/22 09:50	07/12/22 16:31	1
2-Chloronaphthalene	5.0	U *1	5.0	0.46	ug/L		07/11/22 09:50	07/12/22 16:31	1
2-Chlorophenol	5.0	U	5.0	0.53	ug/L		07/11/22 09:50	07/12/22 16:31	1
2-Methylnaphthalene	5.0	U *1	5.0	0.60	ug/L		07/11/22 09:50	07/12/22 16:31	1
2-Methylphenol	5.0	U	5.0	0.40	ug/L		07/11/22 09:50	07/12/22 16:31	1
2-Nitroaniline	10	U	10	0.42	ug/L		07/11/22 09:50	07/12/22 16:31	1
2-Nitrophenol	5.0	U *1	5.0	0.48	ug/L		07/11/22 09:50	07/12/22 16:31	1
3,3'-Dichlorobenzidine	5.0	U	5.0	0.40	ug/L		07/11/22 09:50	07/12/22 16:31	1
3-Nitroaniline	10	U	10	0.48	ug/L		07/11/22 09:50	07/12/22 16:31	1
4,6-Dinitro-2-methylphenol	10	U	10	2.2	ug/L		07/11/22 09:50	07/12/22 16:31	1
4-Bromophenyl phenyl ether	5.0	U	5.0	0.45	ug/L		07/11/22 09:50	07/12/22 16:31	1
4-Chloro-3-methylphenol	5.0	U	5.0	0.45	ug/L		07/11/22 09:50	07/12/22 16:31	1
4-Chloroaniline	5.0	U	5.0	0.59	ug/L		07/11/22 09:50	07/12/22 16:31	1
4-Chlorophenyl phenyl ether	5.0	U *1	5.0	0.35	ug/L		07/11/22 09:50	07/12/22 16:31	1
4-Methylphenol	10	U	10	0.36	ug/L		07/11/22 09:50	07/12/22 16:31	1
4-Nitroaniline	10	U	10	0.25	ug/L		07/11/22 09:50	07/12/22 16:31	1
4-Nitrophenol	10	U	10	1.5	ug/L		07/11/22 09:50	07/12/22 16:31	1
Acenaphthene	5.0	U	5.0	0.41	ug/L		07/11/22 09:50	07/12/22 16:31	1
Acenaphthylene	5.0	U *1	5.0	0.38	ug/L		07/11/22 09:50	07/12/22 16:31	1
Acetophenone	5.0	U	5.0	0.54	ug/L		07/11/22 09:50	07/12/22 16:31	1
Anthracene	5.0	U	5.0	0.28	ug/L		07/11/22 09:50	07/12/22 16:31	1
Atrazine	5.0	U	5.0	0.46	ug/L		07/11/22 09:50	07/12/22 16:31	1
Benzaldehyde	5.0	U *1	5.0	0.27	ug/L		07/11/22 09:50	07/12/22 16:31	1
Benzo[a]anthracene	5.0	U	5.0	0.36	ug/L		07/11/22 09:50	07/12/22 16:31	1
Benzo[a]pyrene	5.0	U	5.0	0.47	ug/L		07/11/22 09:50	07/12/22 16:31	1
Benzo[b]fluoranthene	5.0	U	5.0	0.34	ug/L		07/11/22 09:50	07/12/22 16:31	1
Benzo[g,h,i]perylene	5.0	U	5.0	0.35	ug/L		07/11/22 09:50	07/12/22 16:31	1
Benzo[k]fluoranthene	5.0	U	5.0	0.73	ug/L		07/11/22 09:50	07/12/22 16:31	1
Biphenyl	5.0	U *1	5.0	0.65	ug/L		07/11/22 09:50	07/12/22 16:31	1
bis (2-chloroisopropyl) ether	5.0	U *1	5.0	0.52	ug/L		07/11/22 09:50	07/12/22 16:31	1
Bis(2-chloroethoxy)methane	5.0	U *1	5.0	0.35	ug/L		07/11/22 09:50	07/12/22 16:31	1
Bis(2-chloroethyl)ether	5.0	U *1	5.0	0.40	ug/L		07/11/22 09:50	07/12/22 16:31	1
Bis(2-ethylhexyl) phthalate	5.0	U	5.0	2.2	ug/L		07/11/22 09:50	07/12/22 16:31	1
Butyl benzyl phthalate	5.0	U	5.0	1.0	ug/L		07/11/22 09:50	07/12/22 16:31	1
Caprolactam	**2.7**	**J**	5.0	2.2	ug/L		07/11/22 09:50	07/12/22 16:31	1
Carbazole	5.0	U	5.0	0.30	ug/L		07/11/22 09:50	07/12/22 16:31	1
Chrysene	5.0	U	5.0	0.33	ug/L		07/11/22 09:50	07/12/22 16:31	1

Client Sample ID: REM-2
Lab Sample ID: 480-199605-1

Date Collected: 07/07/22 10:30
Matrix: Water
Date Received: 07/07/22 16:00

Method: 8270D - Semivolatile Organic Compounds (GC/MS) (Continued)

Analyte	Result	Qualifier	RL	MDL	Unit	D	Prepared	Analyzed	Dil Fac
Dibenz(a,h)anthracene	5.0	U	5.0	0.42	ug/L		07/11/22 09:50	07/12/22 16:31	1
Dibenzofuran	10	U *1	10	0.51	ug/L		07/11/22 09:50	07/12/22 16:31	1
Diethyl phthalate	5.0	U	5.0	0.22	ug/L		07/11/22 09:50	07/12/22 16:31	1
Dimethyl phthalate	5.0	U	5.0	0.36	ug/L		07/11/22 09:50	07/12/22 16:31	1
Di-n-butyl phthalate	5.0	U	5.0	0.31	ug/L		07/11/22 09:50	07/12/22 16:31	1
Di-n-octyl phthalate	5.0	U	5.0	0.47	ug/L		07/11/22 09:50	07/12/22 16:31	1
Fluoranthene	5.0	U	5.0	0.40	ug/L		07/11/22 09:50	07/12/22 16:31	1
Fluorene	5.0	U	5.0	0.36	ug/L		07/11/22 09:50	07/12/22 16:31	1
Hexachlorobenzene	5.0	U	5.0	0.51	ug/L		07/11/22 09:50	07/12/22 16:31	1
Hexachlorobutadiene	5.0	U *1	5.0	0.68	ug/L		07/11/22 09:50	07/12/22 16:31	1
Hexachlorocyclopentadiene	5.0	U	5.0	0.59	ug/L		07/11/22 09:50	07/12/22 16:31	1
Hexachloroethane	5.0	U	5.0	0.59	ug/L		07/11/22 09:50	07/12/22 16:31	1
Indeno[1,2,3-cd]pyrene	5.0	U	5.0	0.47	ug/L		07/11/22 09:50	07/12/22 16:31	1
Isophorone	5.0	U *1	5.0	0.43	ug/L		07/11/22 09:50	07/12/22 16:31	1
Naphthalene	5.0	U *1	5.0	0.76	ug/L		07/11/22 09:50	07/12/22 16:31	1
Nitrobenzene	5.0	U *1	5.0	0.29	ug/L		07/11/22 09:50	07/12/22 16:31	1
N-Nitrosodi-n-propylamine	5.0	U	5.0	0.54	ug/L		07/11/22 09:50	07/12/22 16:31	1
N-Nitrosodiphenylamine	5.0	U	5.0	0.51	ug/L		07/11/22 09:50	07/12/22 16:31	1
Pentachlorophenol	10	U	10	2.2	ug/L		07/11/22 09:50	07/12/22 16:31	1
Phenanthrene	5.0	U	5.0	0.44	ug/L		07/11/22 09:50	07/12/22 16:31	1
Phenol	5.0	U	5.0	0.39	ug/L		07/11/22 09:50	07/12/22 16:31	1
Pyrene	5.0	U	5.0	0.34	ug/L		07/11/22 09:50	07/12/22 16:31	1

Surrogate	*%Recovery*	*Qualifier*	*Limits*	*Prepared*	*Analyzed*	*Dil Fac*
2,4,6-Tribromophenol (Surr)	*60*		*41 - 120*	*07/11/22 09:50*	*07/12/22 16:31*	*1*
2-Fluorobiphenyl (Surr)	*55*		*48 - 120*	*07/11/22 09:50*	*07/12/22 16:31*	*1*
2-Fluorophenol (Surr)	*41*		*35 - 120*	*07/11/22 09:50*	*07/12/22 16:31*	*1*
Nitrobenzene-d5 (Surr)	*49*		*46 - 120*	*07/11/22 09:50*	*07/12/22 16:31*	*1*
Phenol-d5 (Surr)	*29*		*22 - 120*	*07/11/22 09:50*	*07/12/22 16:31*	*1*
p-Terphenyl-d14 (Surr)	*68*		*60 - 148*	*07/11/22 09:50*	*07/12/22 16:31*	*1*

Method: 6010C - Metals (ICP)

Analyte	Result	Qualifier	RL	MDL	Unit	D	Prepared	Analyzed	Dil Fac
Aluminum	**0.077**	**J**	0.20	0.060	mg/L		07/11/22 09:19	07/11/22 16:22	1
Antimony	0.020	U	0.020	0.0068	mg/L		07/11/22 09:19	07/11/22 16:22	1
Arsenic	0.015	U	0.015	0.0056	mg/L		07/11/22 09:19	07/11/22 16:22	1
Barium	**0.11**		0.0020	0.00070	mg/L		07/11/22 09:19	07/11/22 16:22	1
Beryllium	0.0020	U	0.0020	0.00030	mg/L		07/11/22 09:19	07/11/22 16:22	1
Cadmium	0.0020	U	0.0020	0.00050	mg/L		07/11/22 09:19	07/11/22 16:22	1
Calcium	**551**		0.50	0.10	mg/L		07/11/22 09:19	07/11/22 16:22	1
Chromium	0.0040	U	0.0040	0.0010	mg/L		07/11/22 09:19	07/11/22 16:22	1
Cobalt	0.0040	U	0.0040	0.00063	mg/L		07/11/22 09:19	07/11/22 16:22	1
Copper	**0.0081**	**J**	0.010	0.0016	mg/L		07/11/22 09:19	07/11/22 16:22	1
Iron	**0.096**		0.050	0.019	mg/L		07/11/22 09:19	07/11/22 16:22	1
Lead	**0.0042**	**J**	0.010	0.0030	mg/L		07/11/22 09:19	07/11/22 16:22	1
Magnesium	**300**		0.20	0.043	mg/L		07/11/22 09:19	07/11/22 16:22	1
Manganese	**0.22**	**B**	0.0030	0.00040	mg/L		07/11/22 09:19	07/11/22 16:22	1
Nickel	**0.0033**	**J**	0.010	0.0013	mg/L		07/11/22 09:19	07/11/22 16:22	1
Potassium	**37.8**		0.50	0.10	mg/L		07/11/22 09:19	07/11/22 16:22	1
Selenium	0.025	U	0.025	0.0087	mg/L		07/11/22 09:19	07/11/22 16:22	1

Client Sample ID: REM-2
Lab Sample ID: 480-199605-1

Date Collected: 07/07/22 10:30
Matrix: Water
Date Received: 07/07/22 16:00

Method: 6010C - Metals (ICP) (Continued)

Analyte	Result	Qualifier	RL	MDL	Unit	D	Prepared	Analyzed	Dil Fac
Silver	0.0060	U	0.0060	0.0017	mg/L		07/11/22 09:19	07/11/22 16:22	1
Sodium	**85.3**		1.0	0.32	mg/L		07/11/22 09:19	07/11/22 16:22	1
Thallium	0.020	U	0.020	0.010	mg/L		07/11/22 09:19	07/11/22 16:22	1
Vanadium	**0.0018**	**J**	0.0050	0.0015	mg/L		07/11/22 09:19	07/11/22 16:22	1
Zinc	**0.0034**	**J B**	0.010	0.0015	mg/L		07/11/22 09:19	07/11/22 16:22	1

Method: 7470A - Mercury (CVAA)

Analyte	Result	Qualifier	RL	MDL	Unit	D	Prepared	Analyzed	Dil Fac
Mercury	0.00020	U	0.00020	0.000043	mg/L		07/11/22 10:23	07/11/22 13:34	1

Client Sample ID: REM-22
Lab Sample ID: 480-199605-2

Date Collected: 07/07/22 10:30
Matrix: Water
Date Received: 07/07/22 16:00

Method: 8260C - Volatile Organic Compounds by GC/MS

Analyte	Result	Qualifier	RL	MDL	Unit	D	Prepared	Analyzed	Dil Fac
1,1,1-Trichloroethane	1.0	U	1.0	0.82	ug/L			07/08/22 16:55	1
1,1,2,2-Tetrachloroethane	1.0	U	1.0	0.21	ug/L			07/08/22 16:55	1
1,1,2-Trichloro-1,2,2-trifluoroethane	1.0	U	1.0	0.31	ug/L			07/08/22 16:55	1
1,1,2-Trichloroethane	1.0	U	1.0	0.23	ug/L			07/08/22 16:55	1
1,1-Dichloroethane	1.0	U	1.0	0.38	ug/L			07/08/22 16:55	1
1,1-Dichloroethene	1.0	U	1.0	0.29	ug/L			07/08/22 16:55	1
1,2,4-Trichlorobenzene	1.0	U	1.0	0.41	ug/L			07/08/22 16:55	1
1,2-Dibromo-3-Chloropropane	1.0	U	1.0	0.39	ug/L			07/08/22 16:55	1
1,2-Dibromoethane	1.0	U	1.0	0.73	ug/L			07/08/22 16:55	1
1,2-Dichlorobenzene	1.0	U	1.0	0.79	ug/L			07/08/22 16:55	1
1,2-Dichloroethane	1.0	U	1.0	0.21	ug/L			07/08/22 16:55	1
1,2-Dichloropropane	1.0	U	1.0	0.72	ug/L			07/08/22 16:55	1
1,3-Dichlorobenzene	1.0	U	1.0	0.78	ug/L			07/08/22 16:55	1
1,4-Dichlorobenzene	1.0	U	1.0	0.84	ug/L			07/08/22 16:55	1
2-Butanone (MEK)	10	U	10	1.3	ug/L			07/08/22 16:55	1
2-Hexanone	5.0	U	5.0	1.2	ug/L			07/08/22 16:55	1
4-Methyl-2-pentanone (MIBK)	5.0	U *-	5.0	2.1	ug/L			07/08/22 16:55	1
Acetone	10	U	10	3.0	ug/L			07/08/22 16:55	1
Benzene	1.0	U	1.0	0.41	ug/L			07/08/22 16:55	1
Bromodichloromethane	1.0	U	1.0	0.39	ug/L			07/08/22 16:55	1
Bromoform	1.0	U	1.0	0.26	ug/L			07/08/22 16:55	1
Bromomethane	1.0	U	1.0	0.69	ug/L			07/08/22 16:55	1
Carbon disulfide	1.0	U	1.0	0.19	ug/L			07/08/22 16:55	1
Carbon tetrachloride	1.0	U	1.0	0.27	ug/L			07/08/22 16:55	1
Chlorobenzene	1.0	U	1.0	0.75	ug/L			07/08/22 16:55	1
Chloroethane	1.0	U	1.0	0.32	ug/L			07/08/22 16:55	1
Chloroform	1.0	U	1.0	0.34	ug/L			07/08/22 16:55	1
Chloromethane	1.0	U	1.0	0.35	ug/L			07/08/22 16:55	1
cis-1,2-Dichloroethene	1.0	U	1.0	0.81	ug/L			07/08/22 16:55	1
cis-1,3-Dichloropropene	1.0	U	1.0	0.36	ug/L			07/08/22 16:55	1
Cyclohexane	1.0	U	1.0	0.18	ug/L			07/08/22 16:55	1
Dibromochloromethane	1.0	U	1.0	0.32	ug/L			07/08/22 16:55	1
Dichlorodifluoromethane	1.0	U	1.0	0.68	ug/L			07/08/22 16:55	1
Ethylbenzene	1.0	U	1.0	0.74	ug/L			07/08/22 16:55	1

Client Sample ID: REM-22
Lab Sample ID: 480-199605-2

Date Collected: 07/07/22 10:30
Matrix: Water
Date Received: 07/07/22 16:00

Method: 8260C - Volatile Organic Compounds by GC/MS (Continued)

Analyte	Result	Qualifier	RL	MDL	Unit	D	Prepared	Analyzed	Dil Fac
Isopropylbenzene	1.0	U	1.0	0.79	ug/L			07/08/22 16:55	1
Methyl acetate	2.5	U	2.5	1.3	ug/L			07/08/22 16:55	1
Methyl tert-butyl ether	1.0	U	1.0	0.16	ug/L			07/08/22 16:55	1
Methylcyclohexane	1.0	U	1.0	0.16	ug/L			07/08/22 16:55	1
Methylene Chloride	1.0	U	1.0	0.44	ug/L			07/08/22 16:55	1
Styrene	1.0	U	1.0	0.73	ug/L			07/08/22 16:55	1
Tetrachloroethene	1.0	U	1.0	0.36	ug/L			07/08/22 16:55	1
Toluene	1.0	U	1.0	0.51	ug/L			07/08/22 16:55	1
trans-1,2-Dichloroethene	1.0	U	1.0	0.90	ug/L			07/08/22 16:55	1
trans-1,3-Dichloropropene	1.0	U	1.0	0.37	ug/L			07/08/22 16:55	1
Trichloroethene	1.0	U	1.0	0.46	ug/L			07/08/22 16:55	1
Trichlorofluoromethane	1.0	U	1.0	0.88	ug/L			07/08/22 16:55	1
Vinyl chloride	1.0	U	1.0	0.90	ug/L			07/08/22 16:55	1
Xylenes, Total	2.0	U	2.0	0.66	ug/L			07/08/22 16:55	1

Surrogate	*%Recovery*	*Qualifier*	*Limits*	*Prepared*	*Analyzed*	*Dil Fac*
1,2-Dichloroethane-d4 (Surr)	*110*		*77 - 120*		*07/08/22 16:55*	*1*
4-Bromofluorobenzene (Surr)	*115*		*73 - 120*		*07/08/22 16:55*	*1*
Dibromofluoromethane (Surr)	*114*		*75 - 123*		*07/08/22 16:55*	*1*
Toluene-d8 (Surr)	*98*		*80 - 120*		*07/08/22 16:55*	*1*

Method: 8270D - Semivolatile Organic Compounds (GC/MS)

Analyte	Result	Qualifier	RL	MDL	Unit	D	Prepared	Analyzed	Dil Fac
2,4,5-Trichlorophenol	5.0	U	5.0	0.48	ug/L		07/11/22 09:50	07/12/22 16:59	1
2,4,6-Trichlorophenol	5.0	U	5.0	0.61	ug/L		07/11/22 09:50	07/12/22 16:59	1
2,4-Dichlorophenol	5.0	U	5.0	0.51	ug/L		07/11/22 09:50	07/12/22 16:59	1
2,4-Dimethylphenol	5.0	U	5.0	0.50	ug/L		07/11/22 09:50	07/12/22 16:59	1
2,4-Dinitrophenol	10	U	10	2.2	ug/L		07/11/22 09:50	07/12/22 16:59	1
2,4-Dinitrotoluene	5.0	U	5.0	0.45	ug/L		07/11/22 09:50	07/12/22 16:59	1
2,6-Dinitrotoluene	5.0	U	5.0	0.40	ug/L		07/11/22 09:50	07/12/22 16:59	1
2-Chloronaphthalene	5.0	U *1	5.0	0.46	ug/L		07/11/22 09:50	07/12/22 16:59	1
2-Chlorophenol	5.0	U	5.0	0.53	ug/L		07/11/22 09:50	07/12/22 16:59	1
2-Methylnaphthalene	5.0	U *1	5.0	0.60	ug/L		07/11/22 09:50	07/12/22 16:59	1
2-Methylphenol	5.0	U	5.0	0.40	ug/L		07/11/22 09:50	07/12/22 16:59	1
2-Nitroaniline	10	U	10	0.42	ug/L		07/11/22 09:50	07/12/22 16:59	1
2-Nitrophenol	5.0	U *1	5.0	0.48	ug/L		07/11/22 09:50	07/12/22 16:59	1
3,3'-Dichlorobenzidine	5.0	U	5.0	0.40	ug/L		07/11/22 09:50	07/12/22 16:59	1
3-Nitroaniline	10	U	10	0.48	ug/L		07/11/22 09:50	07/12/22 16:59	1
4,6-Dinitro-2-methylphenol	10	U	10	2.2	ug/L		07/11/22 09:50	07/12/22 16:59	1
4-Bromophenyl phenyl ether	5.0	U	5.0	0.45	ug/L		07/11/22 09:50	07/12/22 16:59	1
4-Chloro-3-methylphenol	5.0	U	5.0	0.45	ug/L		07/11/22 09:50	07/12/22 16:59	1
4-Chloroaniline	5.0	U	5.0	0.59	ug/L		07/11/22 09:50	07/12/22 16:59	1
4-Chlorophenyl phenyl ether	5.0	U *1	5.0	0.35	ug/L		07/11/22 09:50	07/12/22 16:59	1
4-Methylphenol	10	U	10	0.36	ug/L		07/11/22 09:50	07/12/22 16:59	1
4-Nitroaniline	10	U	10	0.25	ug/L		07/11/22 09:50	07/12/22 16:59	1
4-Nitrophenol	10	U	10	1.5	ug/L		07/11/22 09:50	07/12/22 16:59	1
Acenaphthene	5.0	U	5.0	0.41	ug/L		07/11/22 09:50	07/12/22 16:59	1
Acenaphthylene	5.0	U *1	5.0	0.38	ug/L		07/11/22 09:50	07/12/22 16:59	1
Acetophenone	5.0	U	5.0	0.54	ug/L		07/11/22 09:50	07/12/22 16:59	1
Anthracene	5.0	U	5.0	0.28	ug/L		07/11/22 09:50	07/12/22 16:59	1

Client Sample ID: REM-22
Lab Sample ID: 480-199605-2

Date Collected: 07/07/22 10:30
Matrix: Water
Date Received: 07/07/22 16:00

Method: 8270D - Semivolatile Organic Compounds (GC/MS) (Continued)

Analyte	Result	Qualifier	RL	MDL	Unit	D	Prepared	Analyzed	Dil Fac
Atrazine	5.0	U	5.0	0.46	ug/L		07/11/22 09:50	07/12/22 16:59	1
Benzaldehyde	5.0	U *1	5.0	0.27	ug/L		07/11/22 09:50	07/12/22 16:59	1
Benzo[a]anthracene	5.0	U	5.0	0.36	ug/L		07/11/22 09:50	07/12/22 16:59	1
Benzo[a]pyrene	5.0	U	5.0	0.47	ug/L		07/11/22 09:50	07/12/22 16:59	1
Benzo[b]fluoranthene	5.0	U	5.0	0.34	ug/L		07/11/22 09:50	07/12/22 16:59	1
Benzo[g,h,i]perylene	5.0	U	5.0	0.35	ug/L		07/11/22 09:50	07/12/22 16:59	1
Benzo[k]fluoranthene	5.0	U	5.0	0.73	ug/L		07/11/22 09:50	07/12/22 16:59	1
Biphenyl	5.0	U *1	5.0	0.65	ug/L		07/11/22 09:50	07/12/22 16:59	1
bis (2-chloroisopropyl) ether	5.0	U *1	5.0	0.52	ug/L		07/11/22 09:50	07/12/22 16:59	1
Bis(2-chloroethoxy)methane	5.0	U *1	5.0	0.35	ug/L		07/11/22 09:50	07/12/22 16:59	1
Bis(2-chloroethyl)ether	5.0	U *1	5.0	0.40	ug/L		07/11/22 09:50	07/12/22 16:59	1
Bis(2-ethylhexyl) phthalate	5.0	U	5.0	2.2	ug/L		07/11/22 09:50	07/12/22 16:59	1
Butyl benzyl phthalate	5.0	U	5.0	1.0	ug/L		07/11/22 09:50	07/12/22 16:59	1
Caprolactam	**2.9**	**J**	5.0	2.2	ug/L		07/11/22 09:50	07/12/22 16:59	1
Carbazole	5.0	U	5.0	0.30	ug/L		07/11/22 09:50	07/12/22 16:59	1
Chrysene	5.0	U	5.0	0.33	ug/L		07/11/22 09:50	07/12/22 16:59	1
Dibenz(a,h)anthracene	5.0	U	5.0	0.42	ug/L		07/11/22 09:50	07/12/22 16:59	1
Dibenzofuran	10	U *1	10	0.51	ug/L		07/11/22 09:50	07/12/22 16:59	1
Diethyl phthalate	5.0	U	5.0	0.22	ug/L		07/11/22 09:50	07/12/22 16:59	1
Dimethyl phthalate	5.0	U	5.0	0.36	ug/L		07/11/22 09:50	07/12/22 16:59	1
Di-n-butyl phthalate	5.0	U	5.0	0.31	ug/L		07/11/22 09:50	07/12/22 16:59	1
Di-n-octyl phthalate	5.0	U	5.0	0.47	ug/L		07/11/22 09:50	07/12/22 16:59	1
Fluoranthene	5.0	U	5.0	0.40	ug/L		07/11/22 09:50	07/12/22 16:59	1
Fluorene	5.0	U	5.0	0.36	ug/L		07/11/22 09:50	07/12/22 16:59	1
Hexachlorobenzene	5.0	U	5.0	0.51	ug/L		07/11/22 09:50	07/12/22 16:59	1
Hexachlorobutadiene	5.0	U *1	5.0	0.68	ug/L		07/11/22 09:50	07/12/22 16:59	1
Hexachlorocyclopentadiene	5.0	U	5.0	0.59	ug/L		07/11/22 09:50	07/12/22 16:59	1
Hexachloroethane	5.0	U	5.0	0.59	ug/L		07/11/22 09:50	07/12/22 16:59	1
Indeno[1,2,3-cd]pyrene	5.0	U	5.0	0.47	ug/L		07/11/22 09:50	07/12/22 16:59	1
Isophorone	5.0	U *1	5.0	0.43	ug/L		07/11/22 09:50	07/12/22 16:59	1
Naphthalene	5.0	U *1	5.0	0.76	ug/L		07/11/22 09:50	07/12/22 16:59	1
Nitrobenzene	5.0	U *1	5.0	0.29	ug/L		07/11/22 09:50	07/12/22 16:59	1
N-Nitrosodi-n-propylamine	5.0	U	5.0	0.54	ug/L		07/11/22 09:50	07/12/22 16:59	1
N-Nitrosodiphenylamine	5.0	U	5.0	0.51	ug/L		07/11/22 09:50	07/12/22 16:59	1
Pentachlorophenol	10	U	10	2.2	ug/L		07/11/22 09:50	07/12/22 16:59	1
Phenanthrene	5.0	U	5.0	0.44	ug/L		07/11/22 09:50	07/12/22 16:59	1
Phenol	5.0	U	5.0	0.39	ug/L		07/11/22 09:50	07/12/22 16:59	1
Pyrene	5.0	U	5.0	0.34	ug/L		07/11/22 09:50	07/12/22 16:59	1

Surrogate	*%Recovery*	*Qualifier*	*Limits*	*Prepared*	*Analyzed*	*Dil Fac*
2,4,6-Tribromophenol (Surr)	*53*		*41 - 120*	*07/11/22 09:50*	*07/12/22 16:59*	*1*
2-Fluorobiphenyl (Surr)	*55*		*48 - 120*	*07/11/22 09:50*	*07/12/22 16:59*	*1*
2-Fluorophenol (Surr)	*41*		*35 - 120*	*07/11/22 09:50*	*07/12/22 16:59*	*1*
Nitrobenzene-d5 (Surr)	*49*		*46 - 120*	*07/11/22 09:50*	*07/12/22 16:59*	*1*
Phenol-d5 (Surr)	*29*		*22 - 120*	*07/11/22 09:50*	*07/12/22 16:59*	*1*
p-Terphenyl-d14 (Surr)	*66*		*60 - 148*	*07/11/22 09:50*	*07/12/22 16:59*	*1*

Method: 6010C - Metals (ICP)

Analyte	Result	Qualifier	RL	MDL	Unit	D	Prepared	Analyzed	Dil Fac
Aluminum	**0.066**	**J**	0.20	0.060	mg/L		07/11/22 09:19	07/11/22 16:26	1

Client Sample ID: REM-22
Lab Sample ID: 480-199605-2

Date Collected: 07/07/22 10:30
Matrix: Water
Date Received: 07/07/22 16:00

Method: 6010C - Metals (ICP) (Continued)

Analyte	Result	Qualifier	RL	MDL	Unit	D	Prepared	Analyzed	Dil Fac
Antimony	0.020	U	0.020	0.0068	mg/L		07/11/22 09:19	07/11/22 16:26	1
Arsenic	0.015	U	0.015	0.0056	mg/L		07/11/22 09:19	07/11/22 16:26	1
Barium	**0.11**		0.0020	0.00070	mg/L		07/11/22 09:19	07/11/22 16:26	1
Beryllium	0.0020	U	0.0020	0.00030	mg/L		07/11/22 09:19	07/11/22 16:26	1
Cadmium	0.0020	U	0.0020	0.00050	mg/L		07/11/22 09:19	07/11/22 16:26	1
Calcium	**564**		0.50	0.10	mg/L		07/11/22 09:19	07/11/22 16:26	1
Chromium	0.0040	U	0.0040	0.0010	mg/L		07/11/22 09:19	07/11/22 16:26	1
Cobalt	0.0040	U	0.0040	0.00063	mg/L		07/11/22 09:19	07/11/22 16:26	1
Copper	**0.0083**	**J**	0.010	0.0016	mg/L		07/11/22 09:19	07/11/22 16:26	1
Iron	**0.070**		0.050	0.019	mg/L		07/11/22 09:19	07/11/22 16:26	1
Lead	**0.0031**	**J**	0.010	0.0030	mg/L		07/11/22 09:19	07/11/22 16:26	1
Magnesium	**305**		0.20	0.043	mg/L		07/11/22 09:19	07/11/22 16:26	1
Manganese	**0.22**	**B**	0.0030	0.00040	mg/L		07/11/22 09:19	07/11/22 16:26	1
Nickel	**0.0031**	**J**	0.010	0.0013	mg/L		07/11/22 09:19	07/11/22 16:26	1
Potassium	**38.8**		0.50	0.10	mg/L		07/11/22 09:19	07/11/22 16:26	1
Selenium	0.025	U	0.025	0.0087	mg/L		07/11/22 09:19	07/11/22 16:26	1
Silver	0.0060	U	0.0060	0.0017	mg/L		07/11/22 09:19	07/11/22 16:26	1
Sodium	**88.4**		1.0	0.32	mg/L		07/11/22 09:19	07/11/22 16:26	1
Thallium	0.020	U	0.020	0.010	mg/L		07/11/22 09:19	07/11/22 16:26	1
Vanadium	**0.0016**	**J**	0.0050	0.0015	mg/L		07/11/22 09:19	07/11/22 16:26	1
Zinc	**0.0031**	**J B**	0.010	0.0015	mg/L		07/11/22 09:19	07/11/22 16:26	1

Method: 7470A - Mercury (CVAA)

Analyte	Result	Qualifier	RL	MDL	Unit	D	Prepared	Analyzed	Dil Fac
Mercury	0.00020	U	0.00020	0.000043	mg/L		07/11/22 10:23	07/11/22 13:36	1

Client Sample ID: REM-3
Lab Sample ID: 480-199605-3

Date Collected: 07/07/22 12:30
Matrix: Water
Date Received: 07/07/22 16:00

Method: 8260C - Volatile Organic Compounds by GC/MS

Analyte	Result	Qualifier	RL	MDL	Unit	D	Prepared	Analyzed	Dil Fac
1,1,1-Trichloroethane	1.0	U	1.0	0.82	ug/L			07/08/22 17:16	1
1,1,2,2-Tetrachloroethane	1.0	U	1.0	0.21	ug/L			07/08/22 17:16	1
1,1,2-Trichloro-1,2,2-trifluoroethane	1.0	U	1.0	0.31	ug/L			07/08/22 17:16	1
1,1,2-Trichloroethane	1.0	U	1.0	0.23	ug/L			07/08/22 17:16	1
1,1-Dichloroethane	1.0	U	1.0	0.38	ug/L			07/08/22 17:16	1
1,1-Dichloroethene	1.0	U	1.0	0.29	ug/L			07/08/22 17:16	1
1,2,4-Trichlorobenzene	1.0	U	1.0	0.41	ug/L			07/08/22 17:16	1
1,2-Dibromo-3-Chloropropane	1.0	U	1.0	0.39	ug/L			07/08/22 17:16	1
1,2-Dibromoethane	1.0	U	1.0	0.73	ug/L			07/08/22 17:16	1
1,2-Dichlorobenzene	1.0	U	1.0	0.79	ug/L			07/08/22 17:16	1
1,2-Dichloroethane	1.0	U	1.0	0.21	ug/L			07/08/22 17:16	1
1,2-Dichloropropane	1.0	U	1.0	0.72	ug/L			07/08/22 17:16	1
1,3-Dichlorobenzene	1.0	U	1.0	0.78	ug/L			07/08/22 17:16	1
1,4-Dichlorobenzene	1.0	U	1.0	0.84	ug/L			07/08/22 17:16	1
2-Butanone (MEK)	10	U	10	1.3	ug/L			07/08/22 17:16	1
2-Hexanone	5.0	U	5.0	1.2	ug/L			07/08/22 17:16	1
4-Methyl-2-pentanone (MIBK)	5.0	U *-	5.0	2.1	ug/L			07/08/22 17:16	1
Acetone	**4.3**	**J**	10	3.0	ug/L			07/08/22 17:16	1

Client Sample ID: REM-3
Lab Sample ID: 480-199605-3

Date Collected: 07/07/22 12:30
Matrix: Water
Date Received: 07/07/22 16:00

Method: 8260C - Volatile Organic Compounds by GC/MS (Continued)

Analyte	Result	Qualifier	RL	MDL	Unit	D	Prepared	Analyzed	Dil Fac
Benzene	1.0	U	1.0	0.41	ug/L			07/08/22 17:16	1
Bromodichloromethane	1.0	U	1.0	0.39	ug/L			07/08/22 17:16	1
Bromoform	1.0	U	1.0	0.26	ug/L			07/08/22 17:16	1
Bromomethane	1.0	U	1.0	0.69	ug/L			07/08/22 17:16	1
Carbon disulfide	1.0	U	1.0	0.19	ug/L			07/08/22 17:16	1
Carbon tetrachloride	1.0	U	1.0	0.27	ug/L			07/08/22 17:16	1
Chlorobenzene	1.0	U	1.0	0.75	ug/L			07/08/22 17:16	1
Chloroethane	1.0	U	1.0	0.32	ug/L			07/08/22 17:16	1
Chloroform	1.0	U	1.0	0.34	ug/L			07/08/22 17:16	1
Chloromethane	1.0	U	1.0	0.35	ug/L			07/08/22 17:16	1
cis-1,2-Dichloroethene	1.0	U	1.0	0.81	ug/L			07/08/22 17:16	1
cis-1,3-Dichloropropene	1.0	U	1.0	0.36	ug/L			07/08/22 17:16	1
Cyclohexane	1.0	U	1.0	0.18	ug/L			07/08/22 17:16	1
Dibromochloromethane	1.0	U	1.0	0.32	ug/L			07/08/22 17:16	1
Dichlorodifluoromethane	1.0	U	1.0	0.68	ug/L			07/08/22 17:16	1
Ethylbenzene	1.0	U	1.0	0.74	ug/L			07/08/22 17:16	1
Isopropylbenzene	1.0	U	1.0	0.79	ug/L			07/08/22 17:16	1
Methyl acetate	2.5	U	2.5	1.3	ug/L			07/08/22 17:16	1
Methyl tert-butyl ether	1.0	U	1.0	0.16	ug/L			07/08/22 17:16	1
Methylcyclohexane	1.0	U	1.0	0.16	ug/L			07/08/22 17:16	1
Methylene Chloride	1.0	U	1.0	0.44	ug/L			07/08/22 17:16	1
Styrene	1.0	U	1.0	0.73	ug/L			07/08/22 17:16	1
Tetrachloroethene	1.0	U	1.0	0.36	ug/L			07/08/22 17:16	1
Toluene	1.0	U	1.0	0.51	ug/L			07/08/22 17:16	1
trans-1,2-Dichloroethene	1.0	U	1.0	0.90	ug/L			07/08/22 17:16	1
trans-1,3-Dichloropropene	1.0	U	1.0	0.37	ug/L			07/08/22 17:16	1
Trichloroethene	1.0	U	1.0	0.46	ug/L			07/08/22 17:16	1
Trichlorofluoromethane	1.0	U	1.0	0.88	ug/L			07/08/22 17:16	1
Vinyl chloride	1.0	U	1.0	0.90	ug/L			07/08/22 17:16	1
Xylenes, Total	2.0	U	2.0	0.66	ug/L			07/08/22 17:16	1

Surrogate	*%Recovery*	*Qualifier*	*Limits*	*Prepared*	*Analyzed*	*Dil Fac*
1,2-Dichloroethane-d4 (Surr)	*111*		*77 - 120*		*07/08/22 17:16*	*1*
4-Bromofluorobenzene (Surr)	*118*		*73 - 120*		*07/08/22 17:16*	*1*
Dibromofluoromethane (Surr)	*112*		*75 - 123*		*07/08/22 17:16*	*1*
Toluene-d8 (Surr)	*98*		*80 - 120*		*07/08/22 17:16*	*1*

Method: 8270D - Semivolatile Organic Compounds (GC/MS)

Analyte	Result	Qualifier	RL	MDL	Unit	D	Prepared	Analyzed	Dil Fac
2,4,5-Trichlorophenol	5.4	U	5.4	0.52	ug/L		07/11/22 09:50	07/12/22 17:26	1
2,4,6-Trichlorophenol	5.4	U	5.4	0.66	ug/L		07/11/22 09:50	07/12/22 17:26	1
2,4-Dichlorophenol	5.4	U	5.4	0.55	ug/L		07/11/22 09:50	07/12/22 17:26	1
2,4-Dimethylphenol	5.4	U	5.4	0.54	ug/L		07/11/22 09:50	07/12/22 17:26	1
2,4-Dinitrophenol	11	U	11	2.4	ug/L		07/11/22 09:50	07/12/22 17:26	1
2,4-Dinitrotoluene	5.4	U	5.4	0.49	ug/L		07/11/22 09:50	07/12/22 17:26	1
2,6-Dinitrotoluene	5.4	U	5.4	0.43	ug/L		07/11/22 09:50	07/12/22 17:26	1
2-Chloronaphthalene	5.4	U *1	5.4	0.50	ug/L		07/11/22 09:50	07/12/22 17:26	1
2-Chlorophenol	5.4	U	5.4	0.58	ug/L		07/11/22 09:50	07/12/22 17:26	1
2-Methylnaphthalene	5.4	U *1	5.4	0.65	ug/L		07/11/22 09:50	07/12/22 17:26	1
2-Methylphenol	5.4	U	5.4	0.43	ug/L		07/11/22 09:50	07/12/22 17:26	1

Client Sample ID: REM-3
Lab Sample ID: 480-199605-3

Date Collected: 07/07/22 12:30
Matrix: Water
Date Received: 07/07/22 16:00

Method: 8270D - Semivolatile Organic Compounds (GC/MS) (Continued)

Analyte	Result	Qualifier	RL	MDL	Unit	D	Prepared	Analyzed	Dil Fac
2-Nitroaniline	11	U	11	0.46	ug/L		07/11/22 09:50	07/12/22 17:26	1
2-Nitrophenol	5.4	U *1	5.4	0.52	ug/L		07/11/22 09:50	07/12/22 17:26	1
3,3'-Dichlorobenzidine	5.4	U	5.4	0.43	ug/L		07/11/22 09:50	07/12/22 17:26	1
3-Nitroaniline	11	U	11	0.52	ug/L		07/11/22 09:50	07/12/22 17:26	1
4,6-Dinitro-2-methylphenol	11	U	11	2.4	ug/L		07/11/22 09:50	07/12/22 17:26	1
4-Bromophenyl phenyl ether	5.4	U	5.4	0.49	ug/L		07/11/22 09:50	07/12/22 17:26	1
4-Chloro-3-methylphenol	5.4	U	5.4	0.49	ug/L		07/11/22 09:50	07/12/22 17:26	1
4-Chloroaniline	5.4	U	5.4	0.64	ug/L		07/11/22 09:50	07/12/22 17:26	1
4-Chlorophenyl phenyl ether	5.4	U *1	5.4	0.38	ug/L		07/11/22 09:50	07/12/22 17:26	1
4-Methylphenol	11	U	11	0.39	ug/L		07/11/22 09:50	07/12/22 17:26	1
4-Nitroaniline	11	U	11	0.27	ug/L		07/11/22 09:50	07/12/22 17:26	1
4-Nitrophenol	11	U	11	1.7	ug/L		07/11/22 09:50	07/12/22 17:26	1
Acenaphthene	5.4	U	5.4	0.45	ug/L		07/11/22 09:50	07/12/22 17:26	1
Acenaphthylene	5.4	U *1	5.4	0.41	ug/L		07/11/22 09:50	07/12/22 17:26	1
Acetophenone	5.4	U	5.4	0.59	ug/L		07/11/22 09:50	07/12/22 17:26	1
Anthracene	5.4	U	5.4	0.30	ug/L		07/11/22 09:50	07/12/22 17:26	1
Atrazine	5.4	U	5.4	0.50	ug/L		07/11/22 09:50	07/12/22 17:26	1
Benzaldehyde	5.4	U *1	5.4	0.29	ug/L		07/11/22 09:50	07/12/22 17:26	1
Benzo[a]anthracene	5.4	U	5.4	0.39	ug/L		07/11/22 09:50	07/12/22 17:26	1
Benzo[a]pyrene	5.4	U	5.4	0.51	ug/L		07/11/22 09:50	07/12/22 17:26	1
Benzo[b]fluoranthene	5.4	U	5.4	0.37	ug/L		07/11/22 09:50	07/12/22 17:26	1
Benzo[g,h,i]perylene	5.4	U	5.4	0.38	ug/L		07/11/22 09:50	07/12/22 17:26	1
Benzo[k]fluoranthene	5.4	U	5.4	0.79	ug/L		07/11/22 09:50	07/12/22 17:26	1
Biphenyl	5.4	U *1	5.4	0.71	ug/L		07/11/22 09:50	07/12/22 17:26	1
bis (2-chloroisopropyl) ether	5.4	U *1	5.4	0.57	ug/L		07/11/22 09:50	07/12/22 17:26	1
Bis(2-chloroethoxy)methane	5.4	U *1	5.4	0.38	ug/L		07/11/22 09:50	07/12/22 17:26	1
Bis(2-chloroethyl)ether	5.4	U *1	5.4	0.43	ug/L		07/11/22 09:50	07/12/22 17:26	1
Bis(2-ethylhexyl) phthalate	5.4	U	5.4	2.4	ug/L		07/11/22 09:50	07/12/22 17:26	1
Butyl benzyl phthalate	5.4	U	5.4	1.1	ug/L		07/11/22 09:50	07/12/22 17:26	1
Caprolactam	5.4	U	5.4	2.4	ug/L		07/11/22 09:50	07/12/22 17:26	1
Carbazole	5.4	U	5.4	0.33	ug/L		07/11/22 09:50	07/12/22 17:26	1
Chrysene	5.4	U	5.4	0.36	ug/L		07/11/22 09:50	07/12/22 17:26	1
Dibenz(a,h)anthracene	5.4	U	5.4	0.46	ug/L		07/11/22 09:50	07/12/22 17:26	1
Dibenzofuran	11	U *1	11	0.55	ug/L		07/11/22 09:50	07/12/22 17:26	1
Diethyl phthalate	5.4	U	5.4	0.24	ug/L		07/11/22 09:50	07/12/22 17:26	1
Dimethyl phthalate	5.4	U	5.4	0.39	ug/L		07/11/22 09:50	07/12/22 17:26	1
Di-n-butyl phthalate	5.4	U	5.4	0.34	ug/L		07/11/22 09:50	07/12/22 17:26	1
Di-n-octyl phthalate	5.4	U	5.4	0.51	ug/L		07/11/22 09:50	07/12/22 17:26	1
Fluoranthene	5.4	U	5.4	0.43	ug/L		07/11/22 09:50	07/12/22 17:26	1
Fluorene	5.4	U	5.4	0.39	ug/L		07/11/22 09:50	07/12/22 17:26	1
Hexachlorobenzene	5.4	U	5.4	0.55	ug/L		07/11/22 09:50	07/12/22 17:26	1
Hexachlorobutadiene	5.4	U *1	5.4	0.74	ug/L		07/11/22 09:50	07/12/22 17:26	1
Hexachlorocyclopentadiene	5.4	U	5.4	0.64	ug/L		07/11/22 09:50	07/12/22 17:26	1
Hexachloroethane	5.4	U	5.4	0.64	ug/L		07/11/22 09:50	07/12/22 17:26	1
Indeno[1,2,3-cd]pyrene	5.4	U	5.4	0.51	ug/L		07/11/22 09:50	07/12/22 17:26	1
Isophorone	5.4	U *1	5.4	0.47	ug/L		07/11/22 09:50	07/12/22 17:26	1
Naphthalene	5.4	U *1	5.4	0.83	ug/L		07/11/22 09:50	07/12/22 17:26	1
Nitrobenzene	5.4	U *1	5.4	0.32	ug/L		07/11/22 09:50	07/12/22 17:26	1
N-Nitrosodi-n-propylamine	5.4	U	5.4	0.59	ug/L		07/11/22 09:50	07/12/22 17:26	1

Client Sample ID: REM-3
Lab Sample ID: 480-199605-3

Date Collected: 07/07/22 12:30
Matrix: Water
Date Received: 07/07/22 16:00

Method: 8270D - Semivolatile Organic Compounds (GC/MS) (Continued)

Analyte	Result	Qualifier	RL	MDL	Unit	D	Prepared	Analyzed	Dil Fac
N-Nitrosodiphenylamine	5.4	U	5.4	0.55	ug/L		07/11/22 09:50	07/12/22 17:26	1
Pentachlorophenol	11	U	11	2.4	ug/L		07/11/22 09:50	07/12/22 17:26	1
Phenanthrene	5.4	U	5.4	0.48	ug/L		07/11/22 09:50	07/12/22 17:26	1
Phenol	5.4	U	5.4	0.42	ug/L		07/11/22 09:50	07/12/22 17:26	1
Pyrene	5.4	U	5.4	0.37	ug/L		07/11/22 09:50	07/12/22 17:26	1

Surrogate	*%Recovery*	*Qualifier*	*Limits*	*Prepared*	*Analyzed*	*Dil Fac*
2,4,6-Tribromophenol (Surr)	*86*		*41 - 120*	*07/11/22 09:50*	*07/12/22 17:26*	*1*
2-Fluorobiphenyl (Surr)	*89*		*48 - 120*	*07/11/22 09:50*	*07/12/22 17:26*	*1*
2-Fluorophenol (Surr)	*66*		*35 - 120*	*07/11/22 09:50*	*07/12/22 17:26*	*1*
Nitrobenzene-d5 (Surr)	*79*		*46 - 120*	*07/11/22 09:50*	*07/12/22 17:26*	*1*
Phenol-d5 (Surr)	*49*		*22 - 120*	*07/11/22 09:50*	*07/12/22 17:26*	*1*
p-Terphenyl-d14 (Surr)	*94*		*60 - 148*	*07/11/22 09:50*	*07/12/22 17:26*	*1*

Method: 6010C - Metals (ICP)

Analyte	Result	Qualifier	RL	MDL	Unit	D	Prepared	Analyzed	Dil Fac
Aluminum	**37.4**		0.20	0.060	mg/L		07/11/22 09:19	07/11/22 16:45	1
Antimony	0.020	U	0.020	0.0068	mg/L		07/11/22 09:19	07/11/22 16:45	1
Arsenic	**0.012**	**J**	0.015	0.0056	mg/L		07/11/22 09:19	07/11/22 16:45	1
Barium	**0.37**		0.0020	0.00070	mg/L		07/11/22 09:19	07/11/22 16:45	1
Beryllium	**0.0016**	**J**	0.0020	0.00030	mg/L		07/11/22 09:19	07/11/22 16:45	1
Cadmium	**0.0015**	**J**	0.0020	0.00050	mg/L		07/11/22 09:19	07/11/22 16:45	1
Calcium	**717**		0.50	0.10	mg/L		07/11/22 09:19	07/11/22 16:45	1
Chromium	**0.048**		0.0040	0.0010	mg/L		07/11/22 09:19	07/11/22 16:45	1
Cobalt	**0.024**		0.0040	0.00063	mg/L		07/11/22 09:19	07/11/22 16:45	1
Copper	**0.047**		0.010	0.0016	mg/L		07/11/22 09:19	07/11/22 16:45	1
Iron	**45.5**		0.050	0.019	mg/L		07/11/22 09:19	07/11/22 16:45	1
Lead	**0.058**		0.010	0.0030	mg/L		07/11/22 09:19	07/11/22 16:45	1
Magnesium	**133**		0.20	0.043	mg/L		07/11/22 09:19	07/11/22 16:45	1
Manganese	**2.9**	**B**	0.0030	0.00040	mg/L		07/11/22 09:19	07/11/22 16:45	1
Nickel	**0.058**		0.010	0.0013	mg/L		07/11/22 09:19	07/11/22 16:45	1
Potassium	**30.6**		0.50	0.10	mg/L		07/11/22 09:19	07/11/22 16:45	1
Selenium	0.025	U	0.025	0.0087	mg/L		07/11/22 09:19	07/11/22 16:45	1
Silver	0.0060	U	0.0060	0.0017	mg/L		07/11/22 09:19	07/11/22 16:45	1
Sodium	**472**		1.0	0.32	mg/L		07/11/22 09:19	07/11/22 16:45	1
Thallium	0.020	U	0.020	0.010	mg/L		07/11/22 09:19	07/11/22 16:45	1
Vanadium	**0.069**		0.0050	0.0015	mg/L		07/11/22 09:19	07/11/22 16:45	1
Zinc	**0.15**	**B**	0.010	0.0015	mg/L		07/11/22 09:19	07/11/22 16:45	1

Method: 7470A - Mercury (CVAA)

Analyte	Result	Qualifier	RL	MDL	Unit	D	Prepared	Analyzed	Dil Fac
Mercury	**0.00023**	**J**	0.00040	0.000086	mg/L		07/11/22 10:23	07/11/22 13:37	1

Client Sample ID: TRIP BLANK
Lab Sample ID: 480-199605-4

Date Collected: 07/07/22 00:00
Matrix: Water
Date Received: 07/07/22 16:00

Method: 8260C - Volatile Organic Compounds by GC/MS

Analyte	Result	Qualifier	RL	MDL	Unit	D	Prepared	Analyzed	Dil Fac
1,1,1-Trichloroethane	1.0	U	1.0	0.82	ug/L			07/08/22 17:38	1
1,1,2,2-Tetrachloroethane	1.0	U	1.0	0.21	ug/L			07/08/22 17:38	1

Client Sample ID: TRIP BLANK

Lab Sample ID: 480-199605-4

Date Collected: 07/07/22 00:00

Matrix: Water

Date Received: 07/07/22 16:00

Method: 8260C - Volatile Organic Compounds by GC/MS (Continued)

Analyte	Result	Qualifier	RL	MDL	Unit	D	Prepared	Analyzed	Dil Fac
1,1,2-Trichloro-1,2,2-trifluoroethane	1.0	U	1.0	0.31	ug/L			07/08/22 17:38	1
1,1,2-Trichloroethane	1.0	U	1.0	0.23	ug/L			07/08/22 17:38	1
1,1-Dichloroethane	1.0	U	1.0	0.38	ug/L			07/08/22 17:38	1
1,1-Dichloroethene	1.0	U	1.0	0.29	ug/L			07/08/22 17:38	1
1,2,4-Trichlorobenzene	1.0	U	1.0	0.41	ug/L			07/08/22 17:38	1
1,2-Dibromo-3-Chloropropane	1.0	U	1.0	0.39	ug/L			07/08/22 17:38	1
1,2-Dibromoethane	1.0	U	1.0	0.73	ug/L			07/08/22 17:38	1
1,2-Dichlorobenzene	1.0	U	1.0	0.79	ug/L			07/08/22 17:38	1
1,2-Dichloroethane	1.0	U	1.0	0.21	ug/L			07/08/22 17:38	1
1,2-Dichloropropane	1.0	U	1.0	0.72	ug/L			07/08/22 17:38	1
1,3-Dichlorobenzene	1.0	U	1.0	0.78	ug/L			07/08/22 17:38	1
1,4-Dichlorobenzene	1.0	U	1.0	0.84	ug/L			07/08/22 17:38	1
2-Butanone (MEK)	10	U	10	1.3	ug/L			07/08/22 17:38	1
2-Hexanone	5.0	U	5.0	1.2	ug/L			07/08/22 17:38	1
4-Methyl-2-pentanone (MIBK)	5.0	U *-	5.0	2.1	ug/L			07/08/22 17:38	1
Acetone	10	U	10	3.0	ug/L			07/08/22 17:38	1
Benzene	1.0	U	1.0	0.41	ug/L			07/08/22 17:38	1
Bromodichloromethane	1.0	U	1.0	0.39	ug/L			07/08/22 17:38	1
Bromoform	1.0	U	1.0	0.26	ug/L			07/08/22 17:38	1
Bromomethane	1.0	U	1.0	0.69	ug/L			07/08/22 17:38	1
Carbon disulfide	1.0	U	1.0	0.19	ug/L			07/08/22 17:38	1
Carbon tetrachloride	1.0	U	1.0	0.27	ug/L			07/08/22 17:38	1
Chlorobenzene	1.0	U	1.0	0.75	ug/L			07/08/22 17:38	1
Chloroethane	1.0	U	1.0	0.32	ug/L			07/08/22 17:38	1
Chloroform	1.0	U	1.0	0.34	ug/L			07/08/22 17:38	1
Chloromethane	1.0	U	1.0	0.35	ug/L			07/08/22 17:38	1
cis-1,2-Dichloroethene	1.0	U	1.0	0.81	ug/L			07/08/22 17:38	1
cis-1,3-Dichloropropene	1.0	U	1.0	0.36	ug/L			07/08/22 17:38	1
Cyclohexane	1.0	U	1.0	0.18	ug/L			07/08/22 17:38	1
Dibromochloromethane	1.0	U	1.0	0.32	ug/L			07/08/22 17:38	1
Dichlorodifluoromethane	1.0	U	1.0	0.68	ug/L			07/08/22 17:38	1
Ethylbenzene	1.0	U	1.0	0.74	ug/L			07/08/22 17:38	1
Isopropylbenzene	1.0	U	1.0	0.79	ug/L			07/08/22 17:38	1
Methyl acetate	2.5	U	2.5	1.3	ug/L			07/08/22 17:38	1
Methyl tert-butyl ether	1.0	U	1.0	0.16	ug/L			07/08/22 17:38	1
Methylcyclohexane	1.0	U	1.0	0.16	ug/L			07/08/22 17:38	1
Methylene Chloride	1.0	U	1.0	0.44	ug/L			07/08/22 17:38	1
Styrene	1.0	U	1.0	0.73	ug/L			07/08/22 17:38	1
Tetrachloroethene	1.0	U	1.0	0.36	ug/L			07/08/22 17:38	1
Toluene	1.0	U	1.0	0.51	ug/L			07/08/22 17:38	1
trans-1,2-Dichloroethene	1.0	U	1.0	0.90	ug/L			07/08/22 17:38	1
trans-1,3-Dichloropropene	1.0	U	1.0	0.37	ug/L			07/08/22 17:38	1
Trichloroethene	1.0	U	1.0	0.46	ug/L			07/08/22 17:38	1
Trichlorofluoromethane	1.0	U	1.0	0.88	ug/L			07/08/22 17:38	1
Vinyl chloride	1.0	U	1.0	0.90	ug/L			07/08/22 17:38	1
Xylenes, Total	2.0	U	2.0	0.66	ug/L			07/08/22 17:38	1

Surrogate	*%Recovery*	*Qualifier*	*Limits*	*Prepared*	*Analyzed*	*Dil Fac*
1,2-Dichloroethane-d4 (Surr)	*113*		*77 - 120*		*07/08/22 17:38*	*1*
4-Bromofluorobenzene (Surr)	*120*		*73 - 120*		*07/08/22 17:38*	*1*

Client Sample ID: TRIP BLANK
Lab Sample ID: 480-199605-4

Date Collected: 07/07/22 00:00
Matrix: Water
Date Received: 07/07/22 16:00

Method: 8260C - Volatile Organic Compounds by GC/MS (Continued)

Surrogate	%Recovery	Qualifier	Limits	Prepared	Analyzed	Dil Fac
Dibromofluoromethane (Surr)	114		75 - 123		07/08/22 17:38	1
Toluene-d8 (Surr)	96		80 - 120		07/08/22 17:38	1

Surrogate Summary

Client: Brydges Engineering in Environment & Energy DPC
Project/Site: Pilgrim Village Family - Groundwater

Job ID: 480-199605-1

Method: 8260C - Volatile Organic Compounds by GC/MS

Matrix: Water **Prep Type: Total/NA**

		Percent Surrogate Recovery (Acceptance Limits)			
		DCA	BFB	DBFM	TOL
Lab Sample ID	Client Sample ID	(77-120)	(73-120)	(75-123)	(80-120)
480-199605-1	REM-2	110	114	112	96
480-199605-2	REM-22	110	115	114	98
480-199605-3	REM-3	111	118	112	98
480-199605-4	TRIP BLANK	113	120	114	96
LCS 480-632921/7	Lab Control Sample	109	110	109	99
LCSD 480-632921/8	Lab Control Sample Dup	109	111	106	99
MB 480-632921/10	Method Blank	108	117	108	97

Surrogate Legend

DCA = 1,2-Dichloroethane-d4 (Surr)
BFB = 4-Bromofluorobenzene (Surr)
DBFM = Dibromofluoromethane (Surr)
TOL = Toluene-d8 (Surr)

Method: 8270D - Semivolatile Organic Compounds (GC/MS)

Matrix: Water **Prep Type: Total/NA**

		Percent Surrogate Recovery (Acceptance Limits)					
		TBP	FBP	2FP	NBZ	PHL	TPHd14
Lab Sample ID	Client Sample ID	(41-120)	(48-120)	(35-120)	(46-120)	(22-120)	(60-148)
480-199605-1	REM-2	60	55	41	49	29	68
480-199605-2	REM-22	53	55	41	49	29	66
480-199605-3	REM-3	86	89	66	79	49	94
LCS 480-633068/2-A	Lab Control Sample	101	82	59	71	51	108
LCSD 480-633068/18-A	Lab Control Sample Dup	106	97	77	94	60	105
MB 480-633068/1-A	Method Blank	76	86	67	80	47	100

Surrogate Legend

TBP = 2,4,6-Tribromophenol (Surr)
FBP = 2-Fluorobiphenyl (Surr)
2FP = 2-Fluorophenol (Surr)
NBZ = Nitrobenzene-d5 (Surr)
PHL = Phenol-d5 (Surr)
TPHd14 = p-Terphenyl-d14 (Surr)

Method: 8260C - Volatile Organic Compounds by GC/MS

Lab Sample ID: MB 480-632921/10
Matrix: Water
Analysis Batch: 632921

Client Sample ID: Method Blank
Prep Type: Total/NA

Analyte	MB Result	MB Qualifier	RL	MDL	Unit	D	Prepared	Analyzed	Dil Fac
1,1,1-Trichloroethane	1.0	U	1.0	0.82	ug/L			07/08/22 14:33	1
1,1,2,2-Tetrachloroethane	1.0	U	1.0	0.21	ug/L			07/08/22 14:33	1
1,1,2-Trichloro-1,2,2-trifluoroethane	1.0	U	1.0	0.31	ug/L			07/08/22 14:33	1
1,1,2-Trichloroethane	1.0	U	1.0	0.23	ug/L			07/08/22 14:33	1
1,1-Dichloroethane	1.0	U	1.0	0.38	ug/L			07/08/22 14:33	1
1,1-Dichloroethene	1.0	U	1.0	0.29	ug/L			07/08/22 14:33	1
1,2,4-Trichlorobenzene	1.0	U	1.0	0.41	ug/L			07/08/22 14:33	1
1,2-Dibromo-3-Chloropropane	1.0	U	1.0	0.39	ug/L			07/08/22 14:33	1
1,2-Dibromoethane	1.0	U	1.0	0.73	ug/L			07/08/22 14:33	1
1,2-Dichlorobenzene	1.0	U	1.0	0.79	ug/L			07/08/22 14:33	1
1,2-Dichloroethane	1.0	U	1.0	0.21	ug/L			07/08/22 14:33	1
1,2-Dichloropropane	1.0	U	1.0	0.72	ug/L			07/08/22 14:33	1
1,3-Dichlorobenzene	1.0	U	1.0	0.78	ug/L			07/08/22 14:33	1
1,4-Dichlorobenzene	1.0	U	1.0	0.84	ug/L			07/08/22 14:33	1
2-Butanone (MEK)	10	U	10	1.3	ug/L			07/08/22 14:33	1
2-Hexanone	5.0	U	5.0	1.2	ug/L			07/08/22 14:33	1
4-Methyl-2-pentanone (MIBK)	5.0	U	5.0	2.1	ug/L			07/08/22 14:33	1
Acetone	10	U	10	3.0	ug/L			07/08/22 14:33	1
Benzene	1.0	U	1.0	0.41	ug/L			07/08/22 14:33	1
Bromodichloromethane	1.0	U	1.0	0.39	ug/L			07/08/22 14:33	1
Bromoform	1.0	U	1.0	0.26	ug/L			07/08/22 14:33	1
Bromomethane	1.0	U	1.0	0.69	ug/L			07/08/22 14:33	1
Carbon disulfide	1.0	U	1.0	0.19	ug/L			07/08/22 14:33	1
Carbon tetrachloride	1.0	U	1.0	0.27	ug/L			07/08/22 14:33	1
Chlorobenzene	1.0	U	1.0	0.75	ug/L			07/08/22 14:33	1
Chloroethane	1.0	U	1.0	0.32	ug/L			07/08/22 14:33	1
Chloroform	1.0	U	1.0	0.34	ug/L			07/08/22 14:33	1
Chloromethane	1.0	U	1.0	0.35	ug/L			07/08/22 14:33	1
cis-1,2-Dichloroethene	1.0	U	1.0	0.81	ug/L			07/08/22 14:33	1
cis-1,3-Dichloropropene	1.0	U	1.0	0.36	ug/L			07/08/22 14:33	1
Cyclohexane	1.0	U	1.0	0.18	ug/L			07/08/22 14:33	1
Dibromochloromethane	1.0	U	1.0	0.32	ug/L			07/08/22 14:33	1
Dichlorodifluoromethane	1.0	U	1.0	0.68	ug/L			07/08/22 14:33	1
Ethylbenzene	1.0	U	1.0	0.74	ug/L			07/08/22 14:33	1
Isopropylbenzene	1.0	U	1.0	0.79	ug/L			07/08/22 14:33	1
Methyl acetate	2.5	U	2.5	1.3	ug/L			07/08/22 14:33	1
Methyl tert-butyl ether	1.0	U	1.0	0.16	ug/L			07/08/22 14:33	1
Methylcyclohexane	1.0	U	1.0	0.16	ug/L			07/08/22 14:33	1
Methylene Chloride	1.0	U	1.0	0.44	ug/L			07/08/22 14:33	1
Styrene	1.0	U	1.0	0.73	ug/L			07/08/22 14:33	1
Tetrachloroethene	1.0	U	1.0	0.36	ug/L			07/08/22 14:33	1
Toluene	1.0	U	1.0	0.51	ug/L			07/08/22 14:33	1
trans-1,2-Dichloroethene	1.0	U	1.0	0.90	ug/L			07/08/22 14:33	1
trans-1,3-Dichloropropene	1.0	U	1.0	0.37	ug/L			07/08/22 14:33	1
Trichloroethene	1.0	U	1.0	0.46	ug/L			07/08/22 14:33	1
Trichlorofluoromethane	1.0	U	1.0	0.88	ug/L			07/08/22 14:33	1
Vinyl chloride	1.0	U	1.0	0.90	ug/L			07/08/22 14:33	1
Xylenes, Total	2.0	U	2.0	0.66	ug/L			07/08/22 14:33	1

Method: 8260C - Volatile Organic Compounds by GC/MS (Continued)

Lab Sample ID: MB 480-632921/10
Matrix: Water
Analysis Batch: 632921

Client Sample ID: Method Blank
Prep Type: Total/NA

Surrogate	*MB %Recovery*	*MB Qualifier*	*Limits*	*Prepared*	*Analyzed*	*Dil Fac*
1,2-Dichloroethane-d4 (Surr)	*108*		*77 - 120*		*07/08/22 14:33*	*1*
4-Bromofluorobenzene (Surr)	*117*		*73 - 120*		*07/08/22 14:33*	*1*
Dibromofluoromethane (Surr)	*108*		*75 - 123*		*07/08/22 14:33*	*1*
Toluene-d8 (Surr)	*97*		*80 - 120*		*07/08/22 14:33*	*1*

Lab Sample ID: LCS 480-632921/7
Matrix: Water
Analysis Batch: 632921

Client Sample ID: Lab Control Sample
Prep Type: Total/NA

Analyte	Spike Added	LCS Result	LCS Qualifier	Unit	D	%Rec	%Rec Limits
1,1,1-Trichloroethane	25.0	28.7		ug/L		115	73 - 126
1,1,2,2-Tetrachloroethane	25.0	20.8		ug/L		83	76 - 120
1,1,2-Trichloro-1,2,2-trifluoroetha ne	25.0	25.3		ug/L		101	61 - 148
1,1,2-Trichloroethane	25.0	22.8		ug/L		91	76 - 122
1,1-Dichloroethane	25.0	26.6		ug/L		106	77 - 120
1,1-Dichloroethene	25.0	26.4		ug/L		106	66 - 127
1,2,4-Trichlorobenzene	25.0	29.5		ug/L		118	79 - 122
1,2-Dibromo-3-Chloropropane	25.0	22.4		ug/L		90	56 - 134
1,2-Dibromoethane	25.0	24.7		ug/L		99	77 - 120
1,2-Dichlorobenzene	25.0	25.4		ug/L		102	80 - 124
1,2-Dichloroethane	25.0	26.3		ug/L		105	75 - 120
1,2-Dichloropropane	25.0	23.7		ug/L		95	76 - 120
1,3-Dichlorobenzene	25.0	26.1		ug/L		104	77 - 120
1,4-Dichlorobenzene	25.0	24.9		ug/L		100	80 - 120
2-Butanone (MEK)	125	163		ug/L		131	57 - 140
2-Hexanone	125	84.2		ug/L		67	65 - 127
4-Methyl-2-pentanone (MIBK)	125	87.1	*-	ug/L		70	71 - 125
Acetone	125	106		ug/L		85	56 - 142
Benzene	25.0	25.1		ug/L		100	71 - 124
Bromodichloromethane	25.0	27.9		ug/L		112	80 - 122
Bromoform	25.0	27.0		ug/L		108	61 - 132
Bromomethane	25.0	29.8		ug/L		119	55 - 144
Carbon disulfide	25.0	26.0		ug/L		104	59 - 134
Carbon tetrachloride	25.0	28.7		ug/L		115	72 - 134
Chlorobenzene	25.0	25.4		ug/L		102	80 - 120
Chloroethane	25.0	28.8		ug/L		115	69 - 136
Chloroform	25.0	26.4		ug/L		106	73 - 127
Chloromethane	25.0	25.2		ug/L		101	68 - 124
cis-1,2-Dichloroethene	25.0	27.3		ug/L		109	74 - 124
cis-1,3-Dichloropropene	25.0	27.7		ug/L		111	74 - 124
Cyclohexane	25.0	22.9		ug/L		92	59 - 135
Dibromochloromethane	25.0	27.3		ug/L		109	75 - 125
Dichlorodifluoromethane	25.0	32.4		ug/L		129	59 - 135
Ethylbenzene	25.0	24.2		ug/L		97	77 - 123
Isopropylbenzene	25.0	23.3		ug/L		93	77 - 122
Methyl acetate	50.0	40.1		ug/L		80	74 - 133
Methyl tert-butyl ether	25.0	26.2		ug/L		105	77 - 120
Methylcyclohexane	25.0	24.7		ug/L		99	68 - 134

Method: 8260C - Volatile Organic Compounds by GC/MS (Continued)

Lab Sample ID: LCS 480-632921/7
Matrix: Water
Analysis Batch: 632921

Client Sample ID: Lab Control Sample
Prep Type: Total/NA

Analyte	Spike Added	LCS Result	LCS Qualifier	Unit	D	%Rec	%Rec Limits
Methylene Chloride	25.0	25.3		ug/L		101	75 - 124
Styrene	25.0	25.2		ug/L		101	80 - 120
Tetrachloroethene	25.0	28.1		ug/L		112	74 - 122
Toluene	25.0	25.4		ug/L		102	80 - 122
trans-1,2-Dichloroethene	25.0	27.7		ug/L		111	73 - 127
trans-1,3-Dichloropropene	25.0	26.1		ug/L		104	80 - 120
Trichloroethene	25.0	28.5		ug/L		114	74 - 123
Trichlorofluoromethane	25.0	34.5		ug/L		138	62 - 150
Vinyl chloride	25.0	28.8		ug/L		115	65 - 133

Surrogate	*LCS %Recovery*	*LCS Qualifier*	*Limits*
1,2-Dichloroethane-d4 (Surr)	*109*		*77 - 120*
4-Bromofluorobenzene (Surr)	*110*		*73 - 120*
Dibromofluoromethane (Surr)	*109*		*75 - 123*
Toluene-d8 (Surr)	*99*		*80 - 120*

Lab Sample ID: LCSD 480-632921/8
Matrix: Water
Analysis Batch: 632921

Client Sample ID: Lab Control Sample Dup
Prep Type: Total/NA

Analyte	Spike Added	LCSD Result	LCSD Qualifier	Unit	D	%Rec	%Rec Limits	RPD	RPD Limit
1,1,1-Trichloroethane	25.0	26.8		ug/L		107	73 - 126	7	15
1,1,2,2-Tetrachloroethane	25.0	20.8		ug/L		83	76 - 120	0	15
1,1,2-Trichloro-1,2,2-trifluoroetha ne	25.0	23.5		ug/L		94	61 - 148	8	20
1,1,2-Trichloroethane	25.0	22.9		ug/L		92	76 - 122	1	15
1,1-Dichloroethane	25.0	24.7		ug/L		99	77 - 120	7	20
1,1-Dichloroethene	25.0	24.1		ug/L		96	66 - 127	9	16
1,2,4-Trichlorobenzene	25.0	28.6		ug/L		114	79 - 122	3	20
1,2-Dibromo-3-Chloropropane	25.0	23.0		ug/L		92	56 - 134	2	15
1,2-Dibromoethane	25.0	24.6		ug/L		99	77 - 120	0	15
1,2-Dichlorobenzene	25.0	24.4		ug/L		98	80 - 124	4	20
1,2-Dichloroethane	25.0	25.3		ug/L		101	75 - 120	4	20
1,2-Dichloropropane	25.0	22.7		ug/L		91	76 - 120	4	20
1,3-Dichlorobenzene	25.0	24.9		ug/L		99	77 - 120	5	20
1,4-Dichlorobenzene	25.0	24.1		ug/L		96	80 - 120	3	20
2-Butanone (MEK)	125	168		ug/L		134	57 - 140	3	20
2-Hexanone	125	87.2		ug/L		70	65 - 127	3	15
4-Methyl-2-pentanone (MIBK)	125	89.5		ug/L		72	71 - 125	3	35
Acetone	125	107		ug/L		86	56 - 142	1	15
Benzene	25.0	24.0		ug/L		96	71 - 124	5	13
Bromodichloromethane	25.0	27.0		ug/L		108	80 - 122	3	15
Bromoform	25.0	27.4		ug/L		109	61 - 132	1	15
Bromomethane	25.0	28.9		ug/L		116	55 - 144	3	15
Carbon disulfide	25.0	24.4		ug/L		98	59 - 134	6	15
Carbon tetrachloride	25.0	26.6		ug/L		106	72 - 134	8	15
Chlorobenzene	25.0	24.7		ug/L		99	80 - 120	3	25
Chloroethane	25.0	27.1		ug/L		108	69 - 136	6	15
Chloroform	25.0	24.7		ug/L		99	73 - 127	7	20

Method: 8260C - Volatile Organic Compounds by GC/MS (Continued)

Lab Sample ID: LCSD 480-632921/8
Matrix: Water
Analysis Batch: 632921

Client Sample ID: Lab Control Sample Dup
Prep Type: Total/NA

Analyte	Spike Added	LCSD Result	LCSD Qualifier	Unit	D	%Rec	%Rec Limits	RPD	RPD Limit
Chloromethane	25.0	23.9		ug/L		96	68 - 124	5	15
cis-1,2-Dichloroethene	25.0	25.7		ug/L		103	74 - 124	6	15
cis-1,3-Dichloropropene	25.0	27.2		ug/L		109	74 - 124	2	15
Cyclohexane	25.0	21.5		ug/L		86	59 - 135	6	20
Dibromochloromethane	25.0	26.7		ug/L		107	75 - 125	2	15
Dichlorodifluoromethane	25.0	30.3		ug/L		121	59 - 135	7	20
Ethylbenzene	25.0	22.9		ug/L		92	77 - 123	5	15
Isopropylbenzene	25.0	22.1		ug/L		88	77 - 122	5	20
Methyl acetate	50.0	39.6		ug/L		79	74 - 133	1	20
Methyl tert-butyl ether	25.0	25.5		ug/L		102	77 - 120	3	37
Methylcyclohexane	25.0	23.2		ug/L		93	68 - 134	6	20
Methylene Chloride	25.0	24.0		ug/L		96	75 - 124	5	15
Styrene	25.0	24.6		ug/L		98	80 - 120	2	20
Tetrachloroethene	25.0	26.9		ug/L		108	74 - 122	4	20
Toluene	25.0	23.8		ug/L		95	80 - 122	7	15
trans-1,2-Dichloroethene	25.0	26.3		ug/L		105	73 - 127	5	20
trans-1,3-Dichloropropene	25.0	26.0		ug/L		104	80 - 120	1	15
Trichloroethene	25.0	27.2		ug/L		109	74 - 123	5	16
Trichlorofluoromethane	25.0	31.6		ug/L		126	62 - 150	9	20
Vinyl chloride	25.0	27.1		ug/L		108	65 - 133	6	15

Surrogate	*LCSD %Recovery*	*LCSD Qualifier*	*Limits*
1,2-Dichloroethane-d4 (Surr)	*109*		*77 - 120*
4-Bromofluorobenzene (Surr)	*111*		*73 - 120*
Dibromofluoromethane (Surr)	*106*		*75 - 123*
Toluene-d8 (Surr)	*99*		*80 - 120*

Method: 8270D - Semivolatile Organic Compounds (GC/MS)

Lab Sample ID: MB 480-633068/1-A
Matrix: Water
Analysis Batch: 633204

Client Sample ID: Method Blank
Prep Type: Total/NA
Prep Batch: 633068

Analyte	MB Result	MB Qualifier	RL	MDL	Unit	D	Prepared	Analyzed	Dil Fac
2,4,5-Trichlorophenol	5.0	U	5.0	0.48	ug/L		07/11/22 09:50	07/12/22 13:44	1
2,4,6-Trichlorophenol	5.0	U	5.0	0.61	ug/L		07/11/22 09:50	07/12/22 13:44	1
2,4-Dichlorophenol	5.0	U	5.0	0.51	ug/L		07/11/22 09:50	07/12/22 13:44	1
2,4-Dimethylphenol	5.0	U	5.0	0.50	ug/L		07/11/22 09:50	07/12/22 13:44	1
2,4-Dinitrophenol	10	U	10	2.2	ug/L		07/11/22 09:50	07/12/22 13:44	1
2,4-Dinitrotoluene	5.0	U	5.0	0.45	ug/L		07/11/22 09:50	07/12/22 13:44	1
2,6-Dinitrotoluene	5.0	U	5.0	0.40	ug/L		07/11/22 09:50	07/12/22 13:44	1
2-Chloronaphthalene	5.0	U	5.0	0.46	ug/L		07/11/22 09:50	07/12/22 13:44	1
2-Chlorophenol	5.0	U	5.0	0.53	ug/L		07/11/22 09:50	07/12/22 13:44	1
2-Methylnaphthalene	5.0	U	5.0	0.60	ug/L		07/11/22 09:50	07/12/22 13:44	1
2-Methylphenol	5.0	U	5.0	0.40	ug/L		07/11/22 09:50	07/12/22 13:44	1
2-Nitroaniline	10	U	10	0.42	ug/L		07/11/22 09:50	07/12/22 13:44	1
2-Nitrophenol	5.0	U	5.0	0.48	ug/L		07/11/22 09:50	07/12/22 13:44	1
3,3'-Dichlorobenzidine	5.0	U	5.0	0.40	ug/L		07/11/22 09:50	07/12/22 13:44	1
3-Nitroaniline	10	U	10	0.48	ug/L		07/11/22 09:50	07/12/22 13:44	1

Method: 8270D - Semivolatile Organic Compounds (GC/MS) (Continued)

Lab Sample ID: MB 480-633068/1-A
Matrix: Water
Analysis Batch: 633204

Client Sample ID: Method Blank
Prep Type: Total/NA
Prep Batch: 633068

Analyte	MB Result	MB Qualifier	RL	MDL	Unit	D	Prepared	Analyzed	Dil Fac
4,6-Dinitro-2-methylphenol	10	U	10	2.2	ug/L		07/11/22 09:50	07/12/22 13:44	1
4-Bromophenyl phenyl ether	5.0	U	5.0	0.45	ug/L		07/11/22 09:50	07/12/22 13:44	1
4-Chloro-3-methylphenol	5.0	U	5.0	0.45	ug/L		07/11/22 09:50	07/12/22 13:44	1
4-Chloroaniline	5.0	U	5.0	0.59	ug/L		07/11/22 09:50	07/12/22 13:44	1
4-Chlorophenyl phenyl ether	5.0	U	5.0	0.35	ug/L		07/11/22 09:50	07/12/22 13:44	1
4-Methylphenol	10	U	10	0.36	ug/L		07/11/22 09:50	07/12/22 13:44	1
4-Nitroaniline	10	U	10	0.25	ug/L		07/11/22 09:50	07/12/22 13:44	1
4-Nitrophenol	10	U	10	1.5	ug/L		07/11/22 09:50	07/12/22 13:44	1
Acenaphthene	5.0	U	5.0	0.41	ug/L		07/11/22 09:50	07/12/22 13:44	1
Acenaphthylene	5.0	U	5.0	0.38	ug/L		07/11/22 09:50	07/12/22 13:44	1
Acetophenone	5.0	U	5.0	0.54	ug/L		07/11/22 09:50	07/12/22 13:44	1
Anthracene	5.0	U	5.0	0.28	ug/L		07/11/22 09:50	07/12/22 13:44	1
Atrazine	5.0	U	5.0	0.46	ug/L		07/11/22 09:50	07/12/22 13:44	1
Benzaldehyde	5.0	U	5.0	0.27	ug/L		07/11/22 09:50	07/12/22 13:44	1
Benzo[a]anthracene	5.0	U	5.0	0.36	ug/L		07/11/22 09:50	07/12/22 13:44	1
Benzo[a]pyrene	5.0	U	5.0	0.47	ug/L		07/11/22 09:50	07/12/22 13:44	1
Benzo[b]fluoranthene	5.0	U	5.0	0.34	ug/L		07/11/22 09:50	07/12/22 13:44	1
Benzo[g,h,i]perylene	5.0	U	5.0	0.35	ug/L		07/11/22 09:50	07/12/22 13:44	1
Benzo[k]fluoranthene	5.0	U	5.0	0.73	ug/L		07/11/22 09:50	07/12/22 13:44	1
Biphenyl	5.0	U	5.0	0.65	ug/L		07/11/22 09:50	07/12/22 13:44	1
bis (2-chloroisopropyl) ether	5.0	U	5.0	0.52	ug/L		07/11/22 09:50	07/12/22 13:44	1
Bis(2-chloroethoxy)methane	5.0	U	5.0	0.35	ug/L		07/11/22 09:50	07/12/22 13:44	1
Bis(2-chloroethyl)ether	5.0	U	5.0	0.40	ug/L		07/11/22 09:50	07/12/22 13:44	1
Bis(2-ethylhexyl) phthalate	5.0	U	5.0	2.2	ug/L		07/11/22 09:50	07/12/22 13:44	1
Butyl benzyl phthalate	5.0	U	5.0	1.0	ug/L		07/11/22 09:50	07/12/22 13:44	1
Caprolactam	5.0	U	5.0	2.2	ug/L		07/11/22 09:50	07/12/22 13:44	1
Carbazole	5.0	U	5.0	0.30	ug/L		07/11/22 09:50	07/12/22 13:44	1
Chrysene	5.0	U	5.0	0.33	ug/L		07/11/22 09:50	07/12/22 13:44	1
Dibenz(a,h)anthracene	5.0	U	5.0	0.42	ug/L		07/11/22 09:50	07/12/22 13:44	1
Dibenzofuran	10	U	10	0.51	ug/L		07/11/22 09:50	07/12/22 13:44	1
Diethyl phthalate	5.0	U	5.0	0.22	ug/L		07/11/22 09:50	07/12/22 13:44	1
Dimethyl phthalate	5.0	U	5.0	0.36	ug/L		07/11/22 09:50	07/12/22 13:44	1
Di-n-butyl phthalate	5.0	U	5.0	0.31	ug/L		07/11/22 09:50	07/12/22 13:44	1
Di-n-octyl phthalate	5.0	U	5.0	0.47	ug/L		07/11/22 09:50	07/12/22 13:44	1
Fluoranthene	5.0	U	5.0	0.40	ug/L		07/11/22 09:50	07/12/22 13:44	1
Fluorene	5.0	U	5.0	0.36	ug/L		07/11/22 09:50	07/12/22 13:44	1
Hexachlorobenzene	5.0	U	5.0	0.51	ug/L		07/11/22 09:50	07/12/22 13:44	1
Hexachlorobutadiene	5.0	U	5.0	0.68	ug/L		07/11/22 09:50	07/12/22 13:44	1
Hexachlorocyclopentadiene	5.0	U	5.0	0.59	ug/L		07/11/22 09:50	07/12/22 13:44	1
Hexachloroethane	5.0	U	5.0	0.59	ug/L		07/11/22 09:50	07/12/22 13:44	1
Indeno[1,2,3-cd]pyrene	5.0	U	5.0	0.47	ug/L		07/11/22 09:50	07/12/22 13:44	1
Isophorone	5.0	U	5.0	0.43	ug/L		07/11/22 09:50	07/12/22 13:44	1
Naphthalene	5.0	U	5.0	0.76	ug/L		07/11/22 09:50	07/12/22 13:44	1
Nitrobenzene	5.0	U	5.0	0.29	ug/L		07/11/22 09:50	07/12/22 13:44	1
N-Nitrosodi-n-propylamine	5.0	U	5.0	0.54	ug/L		07/11/22 09:50	07/12/22 13:44	1
N-Nitrosodiphenylamine	5.0	U	5.0	0.51	ug/L		07/11/22 09:50	07/12/22 13:44	1
Pentachlorophenol	10	U	10	2.2	ug/L		07/11/22 09:50	07/12/22 13:44	1
Phenanthrene	5.0	U	5.0	0.44	ug/L		07/11/22 09:50	07/12/22 13:44	1
Phenol	5.0	U	5.0	0.39	ug/L		07/11/22 09:50	07/12/22 13:44	1

Method: 8270D - Semivolatile Organic Compounds (GC/MS) (Continued)

Lab Sample ID: MB 480-633068/1-A
Matrix: Water
Analysis Batch: 633204

Client Sample ID: Method Blank
Prep Type: Total/NA
Prep Batch: 633068

Analyte	MB Result	MB Qualifier	RL	MDL	Unit	D	Prepared	Analyzed	Dil Fac
Pyrene	5.0	U	5.0	0.34	ug/L		07/11/22 09:50	07/12/22 13:44	1

Surrogate	*MB %Recovery*	*MB Qualifier*	*Limits*	*Prepared*	*Analyzed*	*Dil Fac*
2,4,6-Tribromophenol (Surr)	*76*		*41 - 120*	*07/11/22 09:50*	*07/12/22 13:44*	*1*
2-Fluorobiphenyl (Surr)	*86*		*48 - 120*	*07/11/22 09:50*	*07/12/22 13:44*	*1*
2-Fluorophenol (Surr)	*67*		*35 - 120*	*07/11/22 09:50*	*07/12/22 13:44*	*1*
Nitrobenzene-d5 (Surr)	*80*		*46 - 120*	*07/11/22 09:50*	*07/12/22 13:44*	*1*
Phenol-d5 (Surr)	*47*		*22 - 120*	*07/11/22 09:50*	*07/12/22 13:44*	*1*
p-Terphenyl-d14 (Surr)	*100*		*60 - 148*	*07/11/22 09:50*	*07/12/22 13:44*	*1*

Lab Sample ID: LCS 480-633068/2-A
Matrix: Water
Analysis Batch: 633204

Client Sample ID: Lab Control Sample
Prep Type: Total/NA
Prep Batch: 633068

Analyte	Spike Added	LCS Result	LCS Qualifier	Unit	D	%Rec	%Rec Limits
2,4,5-Trichlorophenol	32.0	30.8		ug/L		96	65 - 126
2,4,6-Trichlorophenol	32.0	29.0		ug/L		91	64 - 120
2,4-Dichlorophenol	32.0	26.7		ug/L		84	63 - 120
2,4-Dimethylphenol	32.0	26.8		ug/L		84	47 - 120
2,4-Dinitrophenol	64.0	70.8		ug/L		111	31 - 137
2,4-Dinitrotoluene	32.0	33.9		ug/L		106	69 - 120
2,6-Dinitrotoluene	32.0	31.9		ug/L		100	68 - 120
2-Chloronaphthalene	32.0	26.3		ug/L		82	58 - 120
2-Chlorophenol	32.0	22.9		ug/L		72	48 - 120
2-Methylnaphthalene	32.0	21.2		ug/L		66	59 - 120
2-Methylphenol	32.0	23.9		ug/L		75	39 - 120
2-Nitroaniline	32.0	30.3		ug/L		95	54 - 127
2-Nitrophenol	32.0	24.8		ug/L		78	52 - 125
3,3'-Dichlorobenzidine	64.0	68.1		ug/L		106	49 - 135
3-Nitroaniline	32.0	28.7		ug/L		90	51 - 120
4,6-Dinitro-2-methylphenol	64.0	70.5		ug/L		110	46 - 136
4-Bromophenyl phenyl ether	32.0	31.2		ug/L		98	65 - 120
4-Chloro-3-methylphenol	32.0	29.0		ug/L		91	61 - 123
4-Chloroaniline	32.0	23.8		ug/L		74	30 - 120
4-Chlorophenyl phenyl ether	32.0	28.0		ug/L		88	62 - 120
4-Methylphenol	32.0	25.1		ug/L		78	29 - 131
4-Nitroaniline	32.0	34.0		ug/L		106	65 - 120
4-Nitrophenol	64.0	56.4		ug/L		88	45 - 120
Acenaphthene	32.0	26.6		ug/L		83	60 - 120
Acenaphthylene	32.0	27.7		ug/L		87	63 - 120
Acetophenone	32.0	24.5		ug/L		77	45 - 120
Anthracene	32.0	32.8		ug/L		103	67 - 120
Atrazine	64.0	79.4		ug/L		124	71 - 130
Benzaldehyde	64.0	43.7		ug/L		68	10 - 140
Benzo[a]anthracene	32.0	34.0		ug/L		106	70 - 121
Benzo[a]pyrene	32.0	33.5		ug/L		105	60 - 123
Benzo[b]fluoranthene	32.0	36.4		ug/L		114	66 - 126
Benzo[g,h,i]perylene	32.0	32.3		ug/L		101	66 - 150

Method: 8270D - Semivolatile Organic Compounds (GC/MS) (Continued)

Lab Sample ID: LCS 480-633068/2-A — **Client Sample ID: Lab Control Sample**
Matrix: Water — **Prep Type: Total/NA**
Analysis Batch: 633204 — **Prep Batch: 633068**

Analyte	Spike Added	LCS Result	LCS Qualifier	Unit	D	%Rec	%Rec Limits
Benzo[k]fluoranthene	32.0	33.8		ug/L		105	65 - 124
Biphenyl	32.0	24.5		ug/L		77	59 - 120
bis (2-chloroisopropyl) ether	32.0	21.8		ug/L		68	21 - 136
Bis(2-chloroethoxy)methane	32.0	23.7		ug/L		74	50 - 128
Bis(2-chloroethyl)ether	32.0	22.3		ug/L		70	44 - 120
Bis(2-ethylhexyl) phthalate	32.0	34.4		ug/L		108	63 - 139
Butyl benzyl phthalate	32.0	35.0		ug/L		110	70 - 129
Caprolactam	64.0	25.3		ug/L		40	22 - 120
Carbazole	32.0	36.6		ug/L		114	66 - 123
Chrysene	32.0	33.7		ug/L		105	69 - 120
Dibenz(a,h)anthracene	32.0	33.3		ug/L		104	65 - 135
Dibenzofuran	32.0	27.6		ug/L		86	66 - 120
Diethyl phthalate	32.0	32.8		ug/L		103	59 - 127
Dimethyl phthalate	32.0	32.0		ug/L		100	68 - 120
Di-n-butyl phthalate	32.0	34.8		ug/L		109	69 - 131
Di-n-octyl phthalate	32.0	34.1		ug/L		106	63 - 140
Fluoranthene	32.0	34.6		ug/L		108	69 - 126
Fluorene	32.0	31.3		ug/L		98	66 - 120
Hexachlorobenzene	32.0	32.8		ug/L		103	61 - 120
Hexachlorobutadiene	32.0	16.6		ug/L		52	35 - 120
Hexachlorocyclopentadiene	32.0	17.6		ug/L		55	31 - 120
Hexachloroethane	32.0	17.1		ug/L		54	43 - 120
Indeno[1,2,3-cd]pyrene	32.0	32.7		ug/L		102	69 - 146
Isophorone	32.0	26.0		ug/L		81	55 - 120
Naphthalene	32.0	22.3		ug/L		70	57 - 120
Nitrobenzene	32.0	23.6		ug/L		74	53 - 123
N-Nitrosodi-n-propylamine	32.0	26.0		ug/L		81	32 - 140
N-Nitrosodiphenylamine	32.0	32.1		ug/L		100	61 - 120
Pentachlorophenol	64.0	69.2		ug/L		108	29 - 136
Phenanthrene	32.0	32.1		ug/L		100	68 - 120
Phenol	32.0	16.8		ug/L		53	17 - 120
Pyrene	32.0	34.7		ug/L		109	70 - 125

Surrogate	*LCS %Recovery*	*LCS Qualifier*	*Limits*
2,4,6-Tribromophenol (Surr)	*101*		*41 - 120*
2-Fluorobiphenyl (Surr)	*82*		*48 - 120*
2-Fluorophenol (Surr)	*59*		*35 - 120*
Nitrobenzene-d5 (Surr)	*71*		*46 - 120*
Phenol-d5 (Surr)	*51*		*22 - 120*
p-Terphenyl-d14 (Surr)	*108*		*60 - 148*

Lab Sample ID: LCSD 480-633068/18-A — **Client Sample ID: Lab Control Sample Dup**
Matrix: Water — **Prep Type: Total/NA**
Analysis Batch: 633204 — **Prep Batch: 633068**

Analyte	Spike Added	LCSD Result	LCSD Qualifier	Unit	D	%Rec	%Rec Limits	RPD	RPD Limit
2,4,5-Trichlorophenol	32.0	33.8		ug/L		106	65 - 126	9	18
2,4,6-Trichlorophenol	32.0	33.8		ug/L		106	64 - 120	15	19

Method: 8270D - Semivolatile Organic Compounds (GC/MS) (Continued)

Lab Sample ID: LCSD 480-633068/18-A
Matrix: Water
Analysis Batch: 633204

Client Sample ID: Lab Control Sample Dup
Prep Type: Total/NA
Prep Batch: 633068

Analyte	Spike Added	LCSD Result	LCSD Qualifier	Unit	D	%Rec	%Rec Limits	RPD	RPD Limit
2,4-Dichlorophenol	32.0	32.1		ug/L		100	63 - 120	18	19
2,4-Dimethylphenol	32.0	31.6		ug/L		99	47 - 120	17	42
2,4-Dinitrophenol	64.0	78.2		ug/L		122	31 - 137	10	22
2,4-Dinitrotoluene	32.0	35.7		ug/L		111	69 - 120	5	20
2,6-Dinitrotoluene	32.0	34.5		ug/L		108	68 - 120	8	15
2-Chloronaphthalene	32.0	34.9	*1	ug/L		109	58 - 120	28	21
2-Chlorophenol	32.0	29.2		ug/L		91	48 - 120	24	25
2-Methylnaphthalene	32.0	28.5	*1	ug/L		89	59 - 120	30	21
2-Methylphenol	32.0	29.1		ug/L		91	39 - 120	19	27
2-Nitroaniline	32.0	34.1		ug/L		107	54 - 127	12	15
2-Nitrophenol	32.0	32.4	*1	ug/L		101	52 - 125	27	18
3,3'-Dichlorobenzidine	64.0	67.8		ug/L		106	49 - 135	0	25
3-Nitroaniline	32.0	31.3		ug/L		98	51 - 120	9	19
4,6-Dinitro-2-methylphenol	64.0	72.6		ug/L		113	46 - 136	3	15
4-Bromophenyl phenyl ether	32.0	33.8		ug/L		106	65 - 120	8	15
4-Chloro-3-methylphenol	32.0	32.7		ug/L		102	61 - 123	12	27
4-Chloroaniline	32.0	28.0		ug/L		87	30 - 120	16	22
4-Chlorophenyl phenyl ether	32.0	33.8	*1	ug/L		106	62 - 120	19	16
4-Methylphenol	32.0	28.8		ug/L		90	29 - 131	14	24
4-Nitroaniline	32.0	35.9		ug/L		112	65 - 120	6	24
4-Nitrophenol	64.0	56.8		ug/L		89	45 - 120	1	48
Acenaphthene	32.0	32.1		ug/L		100	60 - 120	19	24
Acenaphthylene	32.0	33.4	*1	ug/L		104	63 - 120	19	18
Acetophenone	32.0	30.1		ug/L		94	45 - 120	20	20
Anthracene	32.0	32.7		ug/L		102	67 - 120	0	15
Atrazine	64.0	80.1		ug/L		125	71 - 130	1	20
Benzaldehyde	64.0	56.3	*1	ug/L		88	10 - 140	25	20
Benzo[a]anthracene	32.0	33.3		ug/L		104	70 - 121	2	15
Benzo[a]pyrene	32.0	33.0		ug/L		103	60 - 123	1	15
Benzo[b]fluoranthene	32.0	36.2		ug/L		113	66 - 126	0	15
Benzo[g,h,i]perylene	32.0	32.2		ug/L		101	66 - 150	0	15
Benzo[k]fluoranthene	32.0	33.6		ug/L		105	65 - 124	1	22
Biphenyl	32.0	31.8	*1	ug/L		99	59 - 120	26	20
bis (2-chloroisopropyl) ether	32.0	28.9	*1	ug/L		90	21 - 136	28	24
Bis(2-chloroethoxy)methane	32.0	31.0	*1	ug/L		97	50 - 128	26	17
Bis(2-chloroethyl)ether	32.0	28.7	*1	ug/L		90	44 - 120	25	21
Bis(2-ethylhexyl) phthalate	32.0	34.0		ug/L		106	63 - 139	1	15
Butyl benzyl phthalate	32.0	34.8		ug/L		109	70 - 129	1	16
Caprolactam	64.0	26.0		ug/L		41	22 - 120	3	20
Carbazole	32.0	35.7		ug/L		112	66 - 123	2	20
Chrysene	32.0	33.4		ug/L		104	69 - 120	1	15
Dibenz(a,h)anthracene	32.0	33.0		ug/L		103	65 - 135	1	15
Dibenzofuran	32.0	32.6	*1	ug/L		102	66 - 120	17	15
Diethyl phthalate	32.0	34.8		ug/L		109	59 - 127	6	15
Dimethyl phthalate	32.0	34.6		ug/L		108	68 - 120	8	15
Di-n-butyl phthalate	32.0	34.8		ug/L		109	69 - 131	0	15
Di-n-octyl phthalate	32.0	33.3		ug/L		104	63 - 140	2	16
Fluoranthene	32.0	34.5		ug/L		108	69 - 126	0	15
Fluorene	32.0	34.7		ug/L		109	66 - 120	10	15

Method: 8270D - Semivolatile Organic Compounds (GC/MS) (Continued)

Lab Sample ID: LCSD 480-633068/18-A
Matrix: Water
Analysis Batch: 633204

Client Sample ID: Lab Control Sample Dup
Prep Type: Total/NA
Prep Batch: 633068

Analyte	Spike Added	LCSD Result	LCSD Qualifier	Unit	D	%Rec	%Rec Limits	RPD	RPD Limit
Hexachlorobenzene	32.0	34.4		ug/L		107	61 - 120	5	15
Hexachlorobutadiene	32.0	27.1	*1	ug/L		85	35 - 120	48	44
Hexachlorocyclopentadiene	32.0	28.7		ug/L		90	31 - 120	48	49
Hexachloroethane	32.0	26.7		ug/L		83	43 - 120	44	46
Indeno[1,2,3-cd]pyrene	32.0	32.7		ug/L		102	69 - 146	0	15
Isophorone	32.0	31.5	*1	ug/L		99	55 - 120	19	17
Naphthalene	32.0	30.7	*1	ug/L		96	57 - 120	31	29
Nitrobenzene	32.0	30.6	*1	ug/L		96	53 - 123	26	24
N-Nitrosodi-n-propylamine	32.0	31.3		ug/L		98	32 - 140	19	31
N-Nitrosodiphenylamine	32.0	32.7		ug/L		102	61 - 120	2	15
Pentachlorophenol	64.0	70.4		ug/L		110	29 - 136	2	37
Phenanthrene	32.0	33.1		ug/L		103	68 - 120	3	15
Phenol	32.0	20.7		ug/L		65	17 - 120	20	34
Pyrene	32.0	33.9		ug/L		106	70 - 125	2	19

Surrogate	*LCSD %Recovery*	*LCSD Qualifier*	*Limits*
2,4,6-Tribromophenol (Surr)	*106*		*41 - 120*
2-Fluorobiphenyl (Surr)	*97*		*48 - 120*
2-Fluorophenol (Surr)	*77*		*35 - 120*
Nitrobenzene-d5 (Surr)	*94*		*46 - 120*
Phenol-d5 (Surr)	*60*		*22 - 120*
p-Terphenyl-d14 (Surr)	*105*		*60 - 148*

Method: 6010C - Metals (ICP)

Lab Sample ID: MB 480-632959/1-A
Matrix: Water
Analysis Batch: 633242

Client Sample ID: Method Blank
Prep Type: Total/NA
Prep Batch: 632959

Analyte	MB Result	MB Qualifier	RL	MDL	Unit	D	Prepared	Analyzed	Dil Fac
Aluminum	0.20	U	0.20	0.060	mg/L		07/11/22 09:19	07/11/22 16:03	1
Antimony	0.020	U	0.020	0.0068	mg/L		07/11/22 09:19	07/11/22 16:03	1
Arsenic	0.015	U	0.015	0.0056	mg/L		07/11/22 09:19	07/11/22 16:03	1
Barium	0.0020	U	0.0020	0.00070	mg/L		07/11/22 09:19	07/11/22 16:03	1
Beryllium	0.0020	U	0.0020	0.00030	mg/L		07/11/22 09:19	07/11/22 16:03	1
Cadmium	0.0020	U	0.0020	0.00050	mg/L		07/11/22 09:19	07/11/22 16:03	1
Calcium	0.50	U	0.50	0.10	mg/L		07/11/22 09:19	07/11/22 16:03	1
Chromium	0.0040	U	0.0040	0.0010	mg/L		07/11/22 09:19	07/11/22 16:03	1
Cobalt	0.0040	U	0.0040	0.00063	mg/L		07/11/22 09:19	07/11/22 16:03	1
Copper	0.010	U	0.010	0.0016	mg/L		07/11/22 09:19	07/11/22 16:03	1
Iron	0.050	U	0.050	0.019	mg/L		07/11/22 09:19	07/11/22 16:03	1
Lead	0.010	U	0.010	0.0030	mg/L		07/11/22 09:19	07/11/22 16:03	1
Magnesium	0.20	U	0.20	0.043	mg/L		07/11/22 09:19	07/11/22 16:03	1
Manganese	0.000550	J	0.0030	0.00040	mg/L		07/11/22 09:19	07/11/22 16:03	1
Nickel	0.010	U	0.010	0.0013	mg/L		07/11/22 09:19	07/11/22 16:03	1
Potassium	0.50	U	0.50	0.10	mg/L		07/11/22 09:19	07/11/22 16:03	1
Selenium	0.025	U	0.025	0.0087	mg/L		07/11/22 09:19	07/11/22 16:03	1
Silver	0.0060	U	0.0060	0.0017	mg/L		07/11/22 09:19	07/11/22 16:03	1
Sodium	1.0	U	1.0	0.32	mg/L		07/11/22 09:19	07/11/22 16:03	1

Method: 6010C - Metals (ICP) (Continued)

Lab Sample ID: MB 480-632959/1-A — **Client Sample ID: Method Blank**
Matrix: Water — **Prep Type: Total/NA**
Analysis Batch: 633242 — **Prep Batch: 632959**

Analyte	MB Result	MB Qualifier	RL	MDL	Unit	D	Prepared	Analyzed	Dil Fac
Thallium	0.020	U	0.020	0.010	mg/L		07/11/22 09:19	07/11/22 16:03	1
Vanadium	0.0050	U	0.0050	0.0015	mg/L		07/11/22 09:19	07/11/22 16:03	1
Zinc	0.00167	J	0.010	0.0015	mg/L		07/11/22 09:19	07/11/22 16:03	1

Lab Sample ID: LCS 480-632959/2-A — **Client Sample ID: Lab Control Sample**
Matrix: Water — **Prep Type: Total/NA**
Analysis Batch: 633242 — **Prep Batch: 632959**

Analyte	Spike Added	LCS Result	LCS Qualifier	Unit	D	%Rec	%Rec Limits
Aluminum	10.0	9.62		mg/L		96	80 - 120
Antimony	0.200	0.197		mg/L		98	80 - 120
Arsenic	0.200	0.191		mg/L		95	80 - 120
Barium	0.200	0.197		mg/L		99	80 - 120
Beryllium	0.200	0.198		mg/L		99	80 - 120
Cadmium	0.200	0.187		mg/L		93	80 - 120
Calcium	10.0	9.67		mg/L		97	80 - 120
Chromium	0.200	0.192		mg/L		96	80 - 120
Cobalt	0.200	0.184		mg/L		92	80 - 120
Copper	0.200	0.195		mg/L		98	80 - 120
Iron	10.0	9.71		mg/L		97	80 - 120
Lead	0.200	0.185		mg/L		93	80 - 120
Magnesium	10.0	9.80		mg/L		98	80 - 120
Manganese	0.200	0.192		mg/L		96	80 - 120
Nickel	0.200	0.181		mg/L		91	80 - 120
Potassium	10.0	9.25		mg/L		92	80 - 120
Selenium	0.200	0.187		mg/L		94	80 - 120
Silver	0.0500	0.0449		mg/L		90	80 - 120
Sodium	10.0	9.38		mg/L		94	80 - 120
Thallium	0.200	0.190		mg/L		95	80 - 120
Vanadium	0.200	0.187		mg/L		94	80 - 120
Zinc	0.200	0.190		mg/L		95	80 - 120

Lab Sample ID: 480-199605-2 MS — **Client Sample ID: REM-22**
Matrix: Water — **Prep Type: Total/NA**
Analysis Batch: 633242 — **Prep Batch: 632959**

Analyte	Sample Result	Sample Qualifier	Spike Added	MS Result	MS Qualifier	Unit	D	%Rec	%Rec Limits
Aluminum	0.066	J	10.0	10.00		mg/L		99	75 - 125
Antimony	0.020	U	0.200	0.217		mg/L		108	75 - 125
Arsenic	0.015	U	0.200	0.216		mg/L		108	75 - 125
Barium	0.11		0.200	0.308		mg/L		98	75 - 125
Beryllium	0.0020	U	0.200	0.196		mg/L		98	75 - 125
Cadmium	0.0020	U	0.200	0.201		mg/L		101	75 - 125
Calcium	564		10.0	581.1	4	mg/L		169	75 - 125
Chromium	0.0040	U	0.200	0.190		mg/L		95	75 - 125
Cobalt	0.0040	U	0.200	0.192		mg/L		96	75 - 125
Copper	0.0083	J	0.200	0.211		mg/L		101	75 - 125
Iron	0.070		10.0	9.60		mg/L		95	75 - 125
Lead	0.0031	J	0.200	0.193		mg/L		95	75 - 125

Method: 6010C - Metals (ICP) (Continued)

Lab Sample ID: 480-199605-2 MS — **Client Sample ID: REM-22**
Matrix: Water — **Prep Type: Total/NA**
Analysis Batch: 633242 — **Prep Batch: 632959**

Analyte	Sample Result	Sample Qualifier	Spike Added	MS Result	MS Qualifier	Unit	D	%Rec	%Rec Limits
Magnesium	305		10.0	321.9	4	mg/L		166	75 - 125
Manganese	0.22	B	0.200	0.415		mg/L		96	75 - 125
Nickel	0.0031	J	0.200	0.191		mg/L		94	75 - 125
Potassium	38.8		10.0	49.29		mg/L		105	75 - 125
Selenium	0.025	U	0.200	0.217		mg/L		109	75 - 125
Silver	0.0060	U	0.0500	0.0494		mg/L		99	75 - 125
Sodium	88.4		10.0	99.07	4	mg/L		107	75 - 125
Thallium	0.020	U	0.200	0.189		mg/L		94	75 - 125
Vanadium	0.0016	J	0.200	0.194		mg/L		96	75 - 125
Zinc	0.0031	J B	0.200	0.182		mg/L		90	75 - 125

Lab Sample ID: 480-199605-2 MSD — **Client Sample ID: REM-22**
Matrix: Water — **Prep Type: Total/NA**
Analysis Batch: 633242 — **Prep Batch: 632959**

Analyte	Sample Result	Sample Qualifier	Spike Added	MSD Result	MSD Qualifier	Unit	D	%Rec	%Rec Limits	RPD	RPD Limit
Aluminum	0.066	J	10.0	9.75		mg/L		97	75 - 125	3	20
Antimony	0.020	U	0.200	0.214		mg/L		107	75 - 125	1	20
Arsenic	0.015	U	0.200	0.207		mg/L		104	75 - 125	4	20
Barium	0.11		0.200	0.298		mg/L		93	75 - 125	3	20
Beryllium	0.0020	U	0.200	0.192		mg/L		96	75 - 125	2	20
Cadmium	0.0020	U	0.200	0.197		mg/L		98	75 - 125	2	20
Calcium	564		10.0	549.3	4	mg/L		-149	75 - 125	6	20
Chromium	0.0040	U	0.200	0.188		mg/L		94	75 - 125	1	20
Cobalt	0.0040	U	0.200	0.188		mg/L		94	75 - 125	2	20
Copper	0.0083	J	0.200	0.210		mg/L		101	75 - 125	1	20
Iron	0.070		10.0	9.38		mg/L		93	75 - 125	2	20
Lead	0.0031	J	0.200	0.191		mg/L		94	75 - 125	1	20
Magnesium	305		10.0	306.4	4	mg/L		12	75 - 125	5	20
Manganese	0.22	B	0.200	0.402		mg/L		89	75 - 125	3	20
Nickel	0.0031	J	0.200	0.186		mg/L		92	75 - 125	2	20
Potassium	38.8		10.0	47.00		mg/L		82	75 - 125	5	20
Selenium	0.025	U	0.200	0.210		mg/L		105	75 - 125	3	20
Silver	0.0060	U	0.0500	0.0483		mg/L		97	75 - 125	2	20
Sodium	88.4		10.0	94.08	4	mg/L		57	75 - 125	5	20
Thallium	0.020	U	0.200	0.185		mg/L		92	75 - 125	2	20
Vanadium	0.0016	J	0.200	0.190		mg/L		94	75 - 125	2	20
Zinc	0.0031	J B	0.200	0.183		mg/L		90	75 - 125	1	20

Method: 7470A - Mercury (CVAA)

Lab Sample ID: MB 480-633067/1-A — **Client Sample ID: Method Blank**
Matrix: Water — **Prep Type: Total/NA**
Analysis Batch: 633124 — **Prep Batch: 633067**

Analyte	MB Result	MB Qualifier	RL	MDL	Unit	D	Prepared	Analyzed	Dil Fac
Mercury	0.00020	U	0.00020	0.000043	mg/L		07/11/22 10:23	07/11/22 13:27	1

Method: 7470A - Mercury (CVAA) (Continued)

Lab Sample ID: LCS 480-633067/2-A
Client Sample ID: Lab Control Sample
Matrix: Water
Prep Type: Total/NA
Analysis Batch: 633124
Prep Batch: 633067

Analyte			Spike Added	LCS Result	LCS Qualifier	Unit	D	%Rec	%Rec Limits		
Mercury			0.00667	0.00658		mg/L		99	80 - 120		

QC Association Summary

Client: Brydges Engineering in Environment & Energy DPC
Project/Site: Pilgrim Village Family - Groundwater

Job ID: 480-199605-1

GC/MS VOA

Analysis Batch: 632921

Lab Sample ID	Client Sample ID	Prep Type	Matrix	Method	Prep Batch
480-199605-1	REM-2	Total/NA	Water	8260C	
480-199605-2	REM-22	Total/NA	Water	8260C	
480-199605-3	REM-3	Total/NA	Water	8260C	
480-199605-4	TRIP BLANK	Total/NA	Water	8260C	
MB 480-632921/10	Method Blank	Total/NA	Water	8260C	
LCS 480-632921/7	Lab Control Sample	Total/NA	Water	8260C	
LCSD 480-632921/8	Lab Control Sample Dup	Total/NA	Water	8260C	

GC/MS Semi VOA

Prep Batch: 633068

Lab Sample ID	Client Sample ID	Prep Type	Matrix	Method	Prep Batch
480-199605-1	REM-2	Total/NA	Water	3510C	
480-199605-2	REM-22	Total/NA	Water	3510C	
480-199605-3	REM-3	Total/NA	Water	3510C	
MB 480-633068/1-A	Method Blank	Total/NA	Water	3510C	
LCS 480-633068/2-A	Lab Control Sample	Total/NA	Water	3510C	
LCSD 480-633068/18-A	Lab Control Sample Dup	Total/NA	Water	3510C	

Analysis Batch: 633204

Lab Sample ID	Client Sample ID	Prep Type	Matrix	Method	Prep Batch
480-199605-1	REM-2	Total/NA	Water	8270D	633068
480-199605-2	REM-22	Total/NA	Water	8270D	633068
480-199605-3	REM-3	Total/NA	Water	8270D	633068
MB 480-633068/1-A	Method Blank	Total/NA	Water	8270D	633068
LCS 480-633068/2-A	Lab Control Sample	Total/NA	Water	8270D	633068
LCSD 480-633068/18-A	Lab Control Sample Dup	Total/NA	Water	8270D	633068

Metals

Prep Batch: 632959

Lab Sample ID	Client Sample ID	Prep Type	Matrix	Method	Prep Batch
480-199605-1	REM-2	Total/NA	Water	3005A	
480-199605-2	REM-22	Total/NA	Water	3005A	
480-199605-3	REM-3	Total/NA	Water	3005A	
MB 480-632959/1-A	Method Blank	Total/NA	Water	3005A	
LCS 480-632959/2-A	Lab Control Sample	Total/NA	Water	3005A	
480-199605-2 MS	REM-22	Total/NA	Water	3005A	
480-199605-2 MSD	REM-22	Total/NA	Water	3005A	

Prep Batch: 633067

Lab Sample ID	Client Sample ID	Prep Type	Matrix	Method	Prep Batch
480-199605-1	REM-2	Total/NA	Water	7470A	
480-199605-2	REM-22	Total/NA	Water	7470A	
480-199605-3	REM-3	Total/NA	Water	7470A	
MB 480-633067/1-A	Method Blank	Total/NA	Water	7470A	
LCS 480-633067/2-A	Lab Control Sample	Total/NA	Water	7470A	

Analysis Batch: 633124

Lab Sample ID	Client Sample ID	Prep Type	Matrix	Method	Prep Batch
480-199605-1	REM-2	Total/NA	Water	7470A	633067
480-199605-2	REM-22	Total/NA	Water	7470A	633067

Metals (Continued)

Analysis Batch: 633124 (Continued)

Lab Sample ID	Client Sample ID	Prep Type	Matrix	Method	Prep Batch
480-199605-3	REM-3	Total/NA	Water	7470A	633067
MB 480-633067/1-A	Method Blank	Total/NA	Water	7470A	633067
LCS 480-633067/2-A	Lab Control Sample	Total/NA	Water	7470A	633067

Analysis Batch: 633242

Lab Sample ID	Client Sample ID	Prep Type	Matrix	Method	Prep Batch
480-199605-1	REM-2	Total/NA	Water	6010C	632959
480-199605-2	REM-22	Total/NA	Water	6010C	632959
480-199605-3	REM-3	Total/NA	Water	6010C	632959
MB 480-632959/1-A	Method Blank	Total/NA	Water	6010C	632959
LCS 480-632959/2-A	Lab Control Sample	Total/NA	Water	6010C	632959
480-199605-2 MS	REM-22	Total/NA	Water	6010C	632959
480-199605-2 MSD	REM-22	Total/NA	Water	6010C	632959

Lab Chronicle

Client: Brydges Engineering in Environment & Energy DPC
Project/Site: Pilgrim Village Family - Groundwater

Job ID: 480-199605-1

Client Sample ID: REM-2

Lab Sample ID: 480-199605-1
Date Collected: 07/07/22 10:30
Matrix: Water
Date Received: 07/07/22 16:00

Prep Type	Batch Type	Batch Method	Run	Dilution Factor	Batch Number	Prepared or Analyzed	Analyst	Lab
Total/NA	Analysis	8260C		1	632921	07/08/22 16:33	CRL	TAL BUF
Total/NA	Prep	3510C			633068	07/11/22 09:50	JMP	TAL BUF
Total/NA	Analysis	8270D		1	633204	07/12/22 16:31	PJQ	TAL BUF
Total/NA	Prep	3005A			632959	07/11/22 09:19	NVK	TAL BUF
Total/NA	Analysis	6010C		1	633242	07/11/22 16:22	LMH	TAL BUF
Total/NA	Prep	7470A			633067	07/11/22 10:23	NVK	TAL BUF
Total/NA	Analysis	7470A		1	633124	07/11/22 13:34	NVK	TAL BUF

Client Sample ID: REM-22

Lab Sample ID: 480-199605-2
Date Collected: 07/07/22 10:30
Matrix: Water
Date Received: 07/07/22 16:00

Prep Type	Batch Type	Batch Method	Run	Dilution Factor	Batch Number	Prepared or Analyzed	Analyst	Lab
Total/NA	Analysis	8260C		1	632921	07/08/22 16:55	CRL	TAL BUF
Total/NA	Prep	3510C			633068	07/11/22 09:50	JMP	TAL BUF
Total/NA	Analysis	8270D		1	633204	07/12/22 16:59	PJQ	TAL BUF
Total/NA	Prep	3005A			632959	07/11/22 09:19	NVK	TAL BUF
Total/NA	Analysis	6010C		1	633242	07/11/22 16:26	LMH	TAL BUF
Total/NA	Prep	7470A			633067	07/11/22 10:23	NVK	TAL BUF
Total/NA	Analysis	7470A		1	633124	07/11/22 13:36	NVK	TAL BUF

Client Sample ID: REM-3

Lab Sample ID: 480-199605-3
Date Collected: 07/07/22 12:30
Matrix: Water
Date Received: 07/07/22 16:00

Prep Type	Batch Type	Batch Method	Run	Dilution Factor	Batch Number	Prepared or Analyzed	Analyst	Lab
Total/NA	Analysis	8260C		1	632921	07/08/22 17:16	CRL	TAL BUF
Total/NA	Prep	3510C			633068	07/11/22 09:50	JMP	TAL BUF
Total/NA	Analysis	8270D		1	633204	07/12/22 17:26	PJQ	TAL BUF
Total/NA	Prep	3005A			632959	07/11/22 09:19	NVK	TAL BUF
Total/NA	Analysis	6010C		1	633242	07/11/22 16:45	LMH	TAL BUF
Total/NA	Prep	7470A			633067	07/11/22 10:23	NVK	TAL BUF
Total/NA	Analysis	7470A		1	633124	07/11/22 13:37	NVK	TAL BUF

Client Sample ID: TRIP BLANK

Lab Sample ID: 480-199605-4
Date Collected: 07/07/22 00:00
Matrix: Water
Date Received: 07/07/22 16:00

Prep Type	Batch Type	Batch Method	Run	Dilution Factor	Batch Number	Prepared or Analyzed	Analyst	Lab
Total/NA	Analysis	8260C		1	632921	07/08/22 17:38	CRL	TAL BUF

Laboratory References:

TAL BUF = Eurofins Buffalo, 10 Hazelwood Drive, Amherst, NY 14228-2298, TEL (716)691-2600

Accreditation/Certification Summary

Client: Brydges Engineering in Environment & Energy DPC
Job ID: 480-199605-1
Project/Site: Pilgrim Village Family - Groundwater

Laboratory: Eurofins Buffalo

The accreditations/certifications listed below are applicable to this report.

Authority	Program	Identification Number	Expiration Date
New York	NELAP	10026	03-31-23

Method Summary

Client: Brydges Engineering in Environment & Energy DPC
Project/Site: Pilgrim Village Family - Groundwater

Job ID: 480-199605-1

Method	Method Description	Protocol	Laboratory
8260C	Volatile Organic Compounds by GC/MS	SW846	TAL BUF
8270D	Semivolatile Organic Compounds (GC/MS)	SW846	TAL BUF
6010C	Metals (ICP)	SW846	TAL BUF
7470A	Mercury (CVAA)	SW846	TAL BUF
3005A	Preparation, Total Metals	SW846	TAL BUF
3510C	Liquid-Liquid Extraction (Separatory Funnel)	SW846	TAL BUF
5030C	Purge and Trap	SW846	TAL BUF
7470A	Preparation, Mercury	SW846	TAL BUF

Protocol References:

SW846 = "Test Methods For Evaluating Solid Waste, Physical/Chemical Methods", Third Edition, November 1986 And Its Updates.

Laboratory References:

TAL BUF = Eurofins Buffalo, 10 Hazelwood Drive, Amherst, NY 14228-2298, TEL (716)691-2600

Sample Summary

Client: Brydges Engineering in Environment & Energy DPC
Project/Site: Pilgrim Village Family - Groundwater

Job ID: 480-199605-1

Lab Sample ID	Client Sample ID	Matrix	Collected	Received
480-199605-1	REM-2	Water	07/07/22 10:30	07/07/22 16:00
480-199605-2	REM-22	Water	07/07/22 10:30	07/07/22 16:00
480-199605-3	REM-3	Water	07/07/22 12:30	07/07/22 16:00
480-199605-4	TRIP BLANK	Water	07/07/22 00:00	07/07/22 16:00

Eurofins Buffalo
10 Hazelwood Drive
Amherst, NY 14228-2298
Phone: 716-691-2600 Fax: 716-691-7991

Chain of Custody Record

eurofins Environment Testing America

Client Information	Sampler: Dalton Stack	Lab PM: Beninati, John	Carrier Tracking No(s):	COC No: 480-175244-37699.1
Client Contact: Mr. Dalton Stack	Phone: 716-525-3950	E-Mail: John.Beninati@et.eurofinsus.com	State of Origin:	Page: Page 1 of 1
Company: Brydges Engineering in Environment & Energy DPC	PWSID:			Job #:
Address: 960 Busti Ave Suite B-150	Due Date Requested:			
City: Buffalo	TAT Requested (days): 5 Day			
State, Zip: NY, 14213	Compliance Project: Δ Yes Δ No			
Phone: 716-362-6532(Tel)	PO #: Purchase Order not required			
Email: dstack@be3corp.com	WO #:			
Project Name: Pilgrim Village Family - Groundwater	Project #: 48024826			
Site:	SSOW#:			

Analysis Requested

Preservation Codes:
A - HCL
B - NaOH
C - Zn Acetate
D - Nitric Acid
E - NaHSO4
F - MeOH
G - Amchlor
H - Ascorbic Acid
I - Ice
J - DI Water
K - EDTA
L - EDA
M - Hexane
N - None
O - AsNaO2
P - Na2O4S
Q - Na2SO3
R - Na2S2O3
S - H2SO4
T - TSP Dodecahydrate
U - Acetone
V - MCAA
W - pH 4-5
Y - Trizma
Z - other (specify)
Other:

Sample Identification	Sample Date	Sample Time	Sample Type (C=comp, G=grab)	Matrix (W=water, S=solid, O=waste/oil, BT=Tissue, A=Air)	Field Filtered Sample (Yes or No)	Perform MS/MSD (Yes or No)	8270D - TCL SVOCs	6010C, 7470A	8260C - TCL VOCs	Total Number of containers	Special Instructions/Note:
			Preservation Code:				N	D	A		
REM-2	7/7/22	10:30	G	Water	Y		X	X	X		
REM-22	↓	10:30	↓	Water	Y		X	X	X		
REM-3	↓	12:30	↓	Water	Y		X	X	X		
Trip blank											

480-199605 Chain of Custody

Possible Hazard Identification
☒ *Non-Hazard* ☐ *Flammable* ☐ *Skin Irritant* ☐ *Poison B* ☐ *Unknown* ☐ *Radiological*

Sample Disposal (A fee may be assessed if samples are retained longer than 1 month)
☐ *Return To Client* ☒ *Disposal By Lab* ☐ *Archive For* _____ *Months*

Deliverable Requested: I, II, III, IV, Other (specify)

Special Instructions/QC Requirements:

Empty Kit Relinquished by:	Date:	Time:	Method of Shipment:		
Relinquished by: Dalton Stack	Date/Time: 7/7/22 3:59 p.m	Company: BE3	Received by:	Date/Time:	Company
Relinquished by:	Date/Time:	Company	Received by:	Date/Time:	Company
Relinquished by:	Date/Time:	Company	Received by:	Date/Time: 7/7/22 16:00	Company: TTS

Custody Seals Intact: Δ Yes Δ No	Custody Seal No.:	Cooler Temperature(s) °C and Other Remarks: 5.2 no ICE

Ver: 06/08/2021

Login Sample Receipt Checklist

Client: Brydges Engineering in Environment & Energy DPC

Job Number: 480-199605-1

Login Number: 199605
List Number: 1
Creator: Yeager, Brian A

List Source: Eurofins Buffalo

Question	Answer	Comment
Radioactivity either was not measured or, if measured, is at or below background	True	
The cooler's custody seal, if present, is intact.	True	
The cooler or samples do not appear to have been compromised or tampered with.	True	
Samples were received on ice.	True	
Cooler Temperature is acceptable.	True	
Cooler Temperature is recorded.	True	
COC is present.	True	
COC is filled out in ink and legible.	True	
COC is filled out with all pertinent information.	True	
Is the Field Sampler's name present on COC?	True	
There are no discrepancies between the sample IDs on the containers and the COC.	True	
Samples are received within Holding Time (Excluding tests with immediate HTs)..	True	
Sample containers have legible labels.	True	
Containers are not broken or leaking.	True	
Sample collection date/times are provided.	True	
Appropriate sample containers are used.	True	
Sample bottles are completely filled.	True	
Sample Preservation Verified	True	
There is sufficient vol. for all requested analyses, incl. any requested MS/MSDs	True	
VOA sample vials do not have headspace or bubble is <6mm (1/4") in diameter.	True	
If necessary, staff have been informed of any short hold time or quick TAT needs	True	
Multiphasic samples are not present.	True	
Samples do not require splitting or compositing.	True	
Sampling Company provided.	True	BE3
Samples received within 48 hours of sampling.	True	
Samples requiring field filtration have been filtered in the field.	True	
Chlorine Residual checked.	N/A	

eurofins | Environment Testing America

ANALYTICAL REPORT

Eurofins Buffalo
10 Hazelwood Drive
Amherst, NY 14228-2298
Tel: (716)691-2600

Laboratory Job ID: 480-201789-1
Client Project/Site: Pilgrim Village Family - Groundwater

For:
Brydges Engineering in Environment & Energy DPC
960 Busti Ave
Suite B-150
Buffalo, New York 14213

Attn: Jason Brydges

Authorized for release by:
9/27/2022 1:13:00 PM

John Beninati, Project Manager
(716)504-9874
John.Beninati@et.eurofinsus.com

LINKS

Review your project results through my EOL

Have a Question? Ask The Expert

Visit us at:
www.eurofinsus.com/Env

The test results in this report meet all 2003 NELAC, 2009 TNI, and 2016 TNI requirements for accredited parameters, exceptions are noted in this report. This report may not be reproduced except in full, and with written approval from the laboratory. For questions please contact the Project Manager at the e-mail address or telephone number listed on this page.

This report has been electronically signed and authorized by the signatory. Electronic signature is intended to be the legally binding equivalent of a traditionally handwritten signature.

Results relate only to the items tested and the sample(s) as received by the laboratory.

Table of Contents

Cover Page 1
Table of Contents 2
Definitions/Glossary 3
Case Narrative 4
Detection Summary 5
Client Sample Results 6
Surrogate Summary 13
QC Sample Results 14
QC Association Summary 24
Lab Chronicle 26
Certification Summary 27
Method Summary 28
Sample Summary 29
Chain of Custody 30
Receipt Checklists 31

Qualifiers

GC/MS VOA

Qualifier	Qualifier Description
*-	LCS and/or LCSD is outside acceptance limits, low biased.
J	Result is less than the RL but greater than or equal to the MDL and the concentration is an approximate value.
U	Indicates the analyte was analyzed for but not detected.

GC/MS Semi VOA

Qualifier	Qualifier Description
*+	LCS and/or LCSD is outside acceptance limits, high biased.
B	Compound was found in the blank and sample.
J	Result is less than the RL but greater than or equal to the MDL and the concentration is an approximate value.
U	Indicates the analyte was analyzed for but not detected.

Metals

Qualifier	Qualifier Description
J	Result is less than the RL but greater than or equal to the MDL and the concentration is an approximate value.
U	Indicates the analyte was analyzed for but not detected.

Glossary

Abbreviation	These commonly used abbreviations may or may not be present in this report.
¤	Listed under the "D" column to designate that the result is reported on a dry weight basis
%R	Percent Recovery
CFL	Contains Free Liquid
CFU	Colony Forming Unit
CNF	Contains No Free Liquid
DER	Duplicate Error Ratio (normalized absolute difference)
Dil Fac	Dilution Factor
DL	Detection Limit (DoD/DOE)
DL, RA, RE, IN	Indicates a Dilution, Re-analysis, Re-extraction, or additional Initial metals/anion analysis of the sample
DLC	Decision Level Concentration (Radiochemistry)
EDL	Estimated Detection Limit (Dioxin)
LOD	Limit of Detection (DoD/DOE)
LOQ	Limit of Quantitation (DoD/DOE)
MCL	EPA recommended "Maximum Contaminant Level"
MDA	Minimum Detectable Activity (Radiochemistry)
MDC	Minimum Detectable Concentration (Radiochemistry)
MDL	Method Detection Limit
ML	Minimum Level (Dioxin)
MPN	Most Probable Number
MQL	Method Quantitation Limit
NC	Not Calculated
ND	Not Detected at the reporting limit (or MDL or EDL if shown)
NEG	Negative / Absent
POS	Positive / Present
PQL	Practical Quantitation Limit
PRES	Presumptive
QC	Quality Control
RER	Relative Error Ratio (Radiochemistry)
RL	Reporting Limit or Requested Limit (Radiochemistry)
RPD	Relative Percent Difference, a measure of the relative difference between two points
TEF	Toxicity Equivalent Factor (Dioxin)
TEQ	Toxicity Equivalent Quotient (Dioxin)
TNTC	Too Numerous To Count

Job ID: 480-201789-1

Laboratory: Eurofins Buffalo

Narrative

Job Narrative
480-201789-1

Comments
No additional comments.

Receipt
The samples were received on 9/20/2022 2:00 PM. Unless otherwise noted below, the samples arrived in good condition, and where required, properly preserved and on ice. The temperature of the cooler at receipt was 2.6º C.

GC/MS VOA
Method 8260C: The laboratory control sample and/or the laboratory control sample duplicate (LCS/LCSD) for analytical batch 480-642412 recovered outside control limits for the following analyte(s): Chloroethane. Chloroethane has been identified as a poor performing analyte when analyzed using this method; therefore, re-extraction/re-analysis was not performed. These results have been reported and qualified. The associated sample is impacted: MW-R1 (480-201789-1).

Method 8260C: The following volatiles sample was diluted due to foaming at the time of purging during the original sample analysis: MW-R1 (480-201789-1). Elevated reporting limits (RLs) are provided.

No additional analytical or quality issues were noted, other than those described above or in the Definitions/Glossary page.

GC/MS Semi VOA
Method 8270D: The laboratory control sample (LCS) for preparation batch 480-642157 and analytical batch 480-642346 recovered outside control limits for the following analytes: 4-Nitroaniline and Carbazole. These analytes were biased high in the LCS and were not detected in the associated samples; therefore, the data have been reported.

No additional analytical or quality issues were noted, other than those described above or in the Definitions/Glossary page.

Metals
No analytical or quality issues were noted, other than those described in the Definitions/Glossary page.

Organic Prep
No analytical or quality issues were noted, other than those described in the Definitions/Glossary page.

Detection Summary

Client: Brydges Engineering in Environment & Energy DPC
Project/Site: Pilgrim Village Family - Groundwater

Job ID: 480-201789-1

Client Sample ID: MW-R1 — Lab Sample ID: 480-201789-1

Analyte	Result	Qualifier	RL	MDL	Unit	Dil Fac	D	Method	Prep Type
Toluene	1.3	J	2.0	1.0	ug/L	2		8260C	Total/NA
Diethyl phthalate	5.0	B	5.0	0.22	ug/L	1		8270D	Total/NA
Barium	0.098		0.0020	0.00070	mg/L	1		6010C	Total/NA
Calcium	395		0.50	0.10	mg/L	1		6010C	Total/NA
Cobalt	0.0037	J	0.0040	0.00063	mg/L	1		6010C	Total/NA
Copper	0.0066	J	0.010	0.0016	mg/L	1		6010C	Total/NA
Iron	0.14		0.050	0.019	mg/L	1		6010C	Total/NA
Magnesium	202		0.20	0.043	mg/L	1		6010C	Total/NA
Manganese	0.71		0.0030	0.00040	mg/L	1		6010C	Total/NA
Nickel	0.0079	J	0.010	0.0013	mg/L	1		6010C	Total/NA
Potassium	50.7		0.50	0.10	mg/L	1		6010C	Total/NA
Sodium	193		1.0	0.32	mg/L	1		6010C	Total/NA
Zinc	0.0098	J	0.010	0.0015	mg/L	1		6010C	Total/NA

Client Sample ID: MW-R4 — Lab Sample ID: 480-201789-2

Analyte	Result	Qualifier	RL	MDL	Unit	Dil Fac	D	Method	Prep Type
Diethyl phthalate	4.3	J B	5.0	0.22	ug/L	1		8270D	Total/NA
Aluminum	0.067	J	0.20	0.060	mg/L	1		6010C	Total/NA
Barium	0.10		0.0020	0.00070	mg/L	1		6010C	Total/NA
Calcium	119		0.50	0.10	mg/L	1		6010C	Total/NA
Copper	0.0017	J	0.010	0.0016	mg/L	1		6010C	Total/NA
Iron	0.92		0.050	0.019	mg/L	1		6010C	Total/NA
Magnesium	56.7		0.20	0.043	mg/L	1		6010C	Total/NA
Manganese	0.052		0.0030	0.00040	mg/L	1		6010C	Total/NA
Nickel	0.0016	J	0.010	0.0013	mg/L	1		6010C	Total/NA
Potassium	4.2		0.50	0.10	mg/L	1		6010C	Total/NA
Sodium	275		1.0	0.32	mg/L	1		6010C	Total/NA
Zinc	0.0038	J	0.010	0.0015	mg/L	1		6010C	Total/NA

This Detection Summary does not include radiochemical test results.

Client Sample Results

Client: Brydges Engineering in Environment & Energy DPC
Project/Site: Pilgrim Village Family - Groundwater

Job ID: 480-201789-1

Client Sample ID: MW-R1

Date Collected: 09/20/22 09:40
Date Received: 09/20/22 14:00

Lab Sample ID: 480-201789-1

Matrix: Water

Method: 8260C - Volatile Organic Compounds by GC/MS

Analyte	Result	Qualifier	RL	MDL	Unit	D	Prepared	Analyzed	Dil Fac
1,1,1-Trichloroethane	2.0	U	2.0	1.6	ug/L			09/23/22 00:28	2
1,1,2,2-Tetrachloroethane	2.0	U	2.0	0.42	ug/L			09/23/22 00:28	2
1,1,2-Trichloro-1,2,2-trifluoroethane	2.0	U	2.0	0.62	ug/L			09/23/22 00:28	2
1,1,2-Trichloroethane	2.0	U	2.0	0.46	ug/L			09/23/22 00:28	2
1,1-Dichloroethane	2.0	U	2.0	0.76	ug/L			09/23/22 00:28	2
1,1-Dichloroethene	2.0	U	2.0	0.58	ug/L			09/23/22 00:28	2
1,2,4-Trichlorobenzene	2.0	U	2.0	0.82	ug/L			09/23/22 00:28	2
1,2-Dibromo-3-Chloropropane	2.0	U	2.0	0.78	ug/L			09/23/22 00:28	2
1,2-Dibromoethane	2.0	U	2.0	1.5	ug/L			09/23/22 00:28	2
1,2-Dichlorobenzene	2.0	U	2.0	1.6	ug/L			09/23/22 00:28	2
1,2-Dichloroethane	2.0	U	2.0	0.42	ug/L			09/23/22 00:28	2
1,2-Dichloropropane	2.0	U	2.0	1.4	ug/L			09/23/22 00:28	2
1,3-Dichlorobenzene	2.0	U	2.0	1.6	ug/L			09/23/22 00:28	2
1,4-Dichlorobenzene	2.0	U	2.0	1.7	ug/L			09/23/22 00:28	2
2-Butanone (MEK)	20	U	20	2.6	ug/L			09/23/22 00:28	2
2-Hexanone	10	U	10	2.5	ug/L			09/23/22 00:28	2
4-Methyl-2-pentanone (MIBK)	10	U	10	4.2	ug/L			09/23/22 00:28	2
Acetone	20	U	20	6.0	ug/L			09/23/22 00:28	2
Benzene	2.0	U	2.0	0.82	ug/L			09/23/22 00:28	2
Bromodichloromethane	2.0	U	2.0	0.78	ug/L			09/23/22 00:28	2
Bromoform	2.0	U	2.0	0.52	ug/L			09/23/22 00:28	2
Bromomethane	2.0	U	2.0	1.4	ug/L			09/23/22 00:28	2
Carbon disulfide	2.0	U	2.0	0.38	ug/L			09/23/22 00:28	2
Carbon tetrachloride	2.0	U	2.0	0.54	ug/L			09/23/22 00:28	2
Chlorobenzene	2.0	U	2.0	1.5	ug/L			09/23/22 00:28	2
Chloroethane	2.0	U *-	2.0	0.64	ug/L			09/23/22 00:28	2
Chloroform	2.0	U	2.0	0.68	ug/L			09/23/22 00:28	2
Chloromethane	2.0	U	2.0	0.70	ug/L			09/23/22 00:28	2
cis-1,2-Dichloroethene	2.0	U	2.0	1.6	ug/L			09/23/22 00:28	2
cis-1,3-Dichloropropene	2.0	U	2.0	0.72	ug/L			09/23/22 00:28	2
Cyclohexane	2.0	U	2.0	0.36	ug/L			09/23/22 00:28	2
Dibromochloromethane	2.0	U	2.0	0.64	ug/L			09/23/22 00:28	2
Dichlorodifluoromethane	2.0	U	2.0	1.4	ug/L			09/23/22 00:28	2
Ethylbenzene	2.0	U	2.0	1.5	ug/L			09/23/22 00:28	2
Isopropylbenzene	2.0	U	2.0	1.6	ug/L			09/23/22 00:28	2
Methyl acetate	5.0	U	5.0	2.6	ug/L			09/23/22 00:28	2
Methyl tert-butyl ether	2.0	U	2.0	0.32	ug/L			09/23/22 00:28	2
Methylcyclohexane	2.0	U	2.0	0.32	ug/L			09/23/22 00:28	2
Methylene Chloride	2.0	U	2.0	0.88	ug/L			09/23/22 00:28	2
Styrene	2.0	U	2.0	1.5	ug/L			09/23/22 00:28	2
Tetrachloroethene	2.0	U	2.0	0.72	ug/L			09/23/22 00:28	2
Toluene	**1.3**	**J**	2.0	1.0	ug/L			09/23/22 00:28	2
trans-1,2-Dichloroethene	2.0	U	2.0	1.8	ug/L			09/23/22 00:28	2
trans-1,3-Dichloropropene	2.0	U	2.0	0.74	ug/L			09/23/22 00:28	2
Trichloroethene	2.0	U	2.0	0.92	ug/L			09/23/22 00:28	2
Trichlorofluoromethane	2.0	U	2.0	1.8	ug/L			09/23/22 00:28	2
Vinyl chloride	2.0	U	2.0	1.8	ug/L			09/23/22 00:28	2
Xylenes, Total	4.0	U	4.0	1.3	ug/L			09/23/22 00:28	2

Client Sample Results

Client: Brydges Engineering in Environment & Energy DPC
Project/Site: Pilgrim Village Family - Groundwater

Job ID: 480-201789-1

Client Sample ID: MW-R1

Date Collected: 09/20/22 09:40
Date Received: 09/20/22 14:00

Lab Sample ID: 480-201789-1

Matrix: Water

Surrogate	*%Recovery*	*Qualifier*	*Limits*	*Prepared*	*Analyzed*	*Dil Fac*
1,2-Dichloroethane-d4 (Surr)	*89*		*77 - 120*		*09/23/22 00:28*	*2*
4-Bromofluorobenzene (Surr)	*102*		*73 - 120*		*09/23/22 00:28*	*2*
Dibromofluoromethane (Surr)	*102*		*75 - 123*		*09/23/22 00:28*	*2*
Toluene-d8 (Surr)	*90*		*80 - 120*		*09/23/22 00:28*	*2*

Method: 8270D - Semivolatile Organic Compounds (GC/MS)

Analyte	Result	Qualifier	RL	MDL	Unit	D	Prepared	Analyzed	Dil Fac
2,4,5-Trichlorophenol	5.0	U	5.0	0.48	ug/L		09/21/22 08:53	09/22/22 16:27	1
2,4,6-Trichlorophenol	5.0	U	5.0	0.61	ug/L		09/21/22 08:53	09/22/22 16:27	1
2,4-Dichlorophenol	5.0	U	5.0	0.51	ug/L		09/21/22 08:53	09/22/22 16:27	1
2,4-Dimethylphenol	5.0	U	5.0	0.50	ug/L		09/21/22 08:53	09/22/22 16:27	1
2,4-Dinitrophenol	10	U	10	2.2	ug/L		09/21/22 08:53	09/22/22 16:27	1
2,4-Dinitrotoluene	5.0	U	5.0	0.45	ug/L		09/21/22 08:53	09/22/22 16:27	1
2,6-Dinitrotoluene	5.0	U	5.0	0.40	ug/L		09/21/22 08:53	09/22/22 16:27	1
2-Chloronaphthalene	5.0	U	5.0	0.46	ug/L		09/21/22 08:53	09/22/22 16:27	1
2-Chlorophenol	5.0	U	5.0	0.53	ug/L		09/21/22 08:53	09/22/22 16:27	1
2-Methylnaphthalene	5.0	U	5.0	0.60	ug/L		09/21/22 08:53	09/22/22 16:27	1
2-Methylphenol	5.0	U	5.0	0.40	ug/L		09/21/22 08:53	09/22/22 16:27	1
2-Nitroaniline	10	U	10	0.42	ug/L		09/21/22 08:53	09/22/22 16:27	1
2-Nitrophenol	5.0	U	5.0	0.48	ug/L		09/21/22 08:53	09/22/22 16:27	1
3,3'-Dichlorobenzidine	5.0	U	5.0	0.40	ug/L		09/21/22 08:53	09/22/22 16:27	1
3-Nitroaniline	10	U	10	0.48	ug/L		09/21/22 08:53	09/22/22 16:27	1
4,6-Dinitro-2-methylphenol	10	U	10	2.2	ug/L		09/21/22 08:53	09/22/22 16:27	1
4-Bromophenyl phenyl ether	5.0	U	5.0	0.45	ug/L		09/21/22 08:53	09/22/22 16:27	1
4-Chloro-3-methylphenol	5.0	U	5.0	0.45	ug/L		09/21/22 08:53	09/22/22 16:27	1
4-Chloroaniline	5.0	U	5.0	0.59	ug/L		09/21/22 08:53	09/22/22 16:27	1
4-Chlorophenyl phenyl ether	5.0	U	5.0	0.35	ug/L		09/21/22 08:53	09/22/22 16:27	1
4-Methylphenol	10	U	10	0.36	ug/L		09/21/22 08:53	09/22/22 16:27	1
4-Nitroaniline	10	U *+	10	0.25	ug/L		09/21/22 08:53	09/22/22 16:27	1
4-Nitrophenol	10	U	10	1.5	ug/L		09/21/22 08:53	09/22/22 16:27	1
Acenaphthene	5.0	U	5.0	0.41	ug/L		09/21/22 08:53	09/22/22 16:27	1
Acenaphthylene	5.0	U	5.0	0.38	ug/L		09/21/22 08:53	09/22/22 16:27	1
Acetophenone	5.0	U	5.0	0.54	ug/L		09/21/22 08:53	09/22/22 16:27	1
Anthracene	5.0	U	5.0	0.28	ug/L		09/21/22 08:53	09/22/22 16:27	1
Atrazine	5.0	U	5.0	0.46	ug/L		09/21/22 08:53	09/22/22 16:27	1
Benzaldehyde	5.0	U	5.0	0.27	ug/L		09/21/22 08:53	09/22/22 16:27	1
Benzo[a]anthracene	5.0	U	5.0	0.36	ug/L		09/21/22 08:53	09/22/22 16:27	1
Benzo[a]pyrene	5.0	U	5.0	0.47	ug/L		09/21/22 08:53	09/22/22 16:27	1
Benzo[b]fluoranthene	5.0	U	5.0	0.34	ug/L		09/21/22 08:53	09/22/22 16:27	1
Benzo[g,h,i]perylene	5.0	U	5.0	0.35	ug/L		09/21/22 08:53	09/22/22 16:27	1
Benzo[k]fluoranthene	5.0	U	5.0	0.73	ug/L		09/21/22 08:53	09/22/22 16:27	1
Biphenyl	5.0	U	5.0	0.65	ug/L		09/21/22 08:53	09/22/22 16:27	1
bis (2-chloroisopropyl) ether	5.0	U	5.0	0.52	ug/L		09/21/22 08:53	09/22/22 16:27	1
Bis(2-chloroethoxy)methane	5.0	U	5.0	0.35	ug/L		09/21/22 08:53	09/22/22 16:27	1
Bis(2-chloroethyl)ether	5.0	U	5.0	0.40	ug/L		09/21/22 08:53	09/22/22 16:27	1
Bis(2-ethylhexyl) phthalate	5.0	U	5.0	2.2	ug/L		09/21/22 08:53	09/22/22 16:27	1
Butyl benzyl phthalate	5.0	U	5.0	1.0	ug/L		09/21/22 08:53	09/22/22 16:27	1
Caprolactam	5.0	U	5.0	2.2	ug/L		09/21/22 08:53	09/22/22 16:27	1
Carbazole	5.0	U *+	5.0	0.30	ug/L		09/21/22 08:53	09/22/22 16:27	1
Chrysene	5.0	U	5.0	0.33	ug/L		09/21/22 08:53	09/22/22 16:27	1

Client Sample ID: MW-R1
Lab Sample ID: 480-201789-1

Date Collected: 09/20/22 09:40
Matrix: Water
Date Received: 09/20/22 14:00

Method: 8270D - Semivolatile Organic Compounds (GC/MS) (Continued)

Analyte	Result	Qualifier	RL	MDL	Unit	D	Prepared	Analyzed	Dil Fac
Dibenz(a,h)anthracene	5.0	U	5.0	0.42	ug/L		09/21/22 08:53	09/22/22 16:27	1
Dibenzofuran	10	U	10	0.51	ug/L		09/21/22 08:53	09/22/22 16:27	1
Diethyl phthalate	**5.0**	**B**	5.0	0.22	ug/L		09/21/22 08:53	09/22/22 16:27	1
Dimethyl phthalate	5.0	U	5.0	0.36	ug/L		09/21/22 08:53	09/22/22 16:27	1
Di-n-butyl phthalate	5.0	U	5.0	0.31	ug/L		09/21/22 08:53	09/22/22 16:27	1
Di-n-octyl phthalate	5.0	U	5.0	0.47	ug/L		09/21/22 08:53	09/22/22 16:27	1
Fluoranthene	5.0	U	5.0	0.40	ug/L		09/21/22 08:53	09/22/22 16:27	1
Fluorene	5.0	U	5.0	0.36	ug/L		09/21/22 08:53	09/22/22 16:27	1
Hexachlorobenzene	5.0	U	5.0	0.51	ug/L		09/21/22 08:53	09/22/22 16:27	1
Hexachlorobutadiene	5.0	U	5.0	0.68	ug/L		09/21/22 08:53	09/22/22 16:27	1
Hexachlorocyclopentadiene	5.0	U	5.0	0.59	ug/L		09/21/22 08:53	09/22/22 16:27	1
Hexachloroethane	5.0	U	5.0	0.59	ug/L		09/21/22 08:53	09/22/22 16:27	1
Indeno[1,2,3-cd]pyrene	5.0	U	5.0	0.47	ug/L		09/21/22 08:53	09/22/22 16:27	1
Isophorone	5.0	U	5.0	0.43	ug/L		09/21/22 08:53	09/22/22 16:27	1
Naphthalene	5.0	U	5.0	0.76	ug/L		09/21/22 08:53	09/22/22 16:27	1
Nitrobenzene	5.0	U	5.0	0.29	ug/L		09/21/22 08:53	09/22/22 16:27	1
N-Nitrosodi-n-propylamine	5.0	U	5.0	0.54	ug/L		09/21/22 08:53	09/22/22 16:27	1
N-Nitrosodiphenylamine	5.0	U	5.0	0.51	ug/L		09/21/22 08:53	09/22/22 16:27	1
Pentachlorophenol	10	U	10	2.2	ug/L		09/21/22 08:53	09/22/22 16:27	1
Phenanthrene	5.0	U	5.0	0.44	ug/L		09/21/22 08:53	09/22/22 16:27	1
Phenol	5.0	U	5.0	0.39	ug/L		09/21/22 08:53	09/22/22 16:27	1
Pyrene	5.0	U	5.0	0.34	ug/L		09/21/22 08:53	09/22/22 16:27	1

Surrogate	*%Recovery*	*Qualifier*	*Limits*	*Prepared*	*Analyzed*	*Dil Fac*
2,4,6-Tribromophenol (Surr)	*97*		*41 - 120*	*09/21/22 08:53*	*09/22/22 16:27*	*1*
2-Fluorobiphenyl (Surr)	*100*		*48 - 120*	*09/21/22 08:53*	*09/22/22 16:27*	*1*
2-Fluorophenol (Surr)	*67*		*35 - 120*	*09/21/22 08:53*	*09/22/22 16:27*	*1*
Nitrobenzene-d5 (Surr)	*80*		*46 - 120*	*09/21/22 08:53*	*09/22/22 16:27*	*1*
Phenol-d5 (Surr)	*48*		*22 - 120*	*09/21/22 08:53*	*09/22/22 16:27*	*1*
p-Terphenyl-d14 (Surr)	*62*		*60 - 148*	*09/21/22 08:53*	*09/22/22 16:27*	*1*

Method: 6010C - Metals (ICP)

Analyte	Result	Qualifier	RL	MDL	Unit	D	Prepared	Analyzed	Dil Fac
Aluminum	0.20	U	0.20	0.060	mg/L		09/22/22 09:19	09/22/22 17:44	1
Antimony	0.020	U	0.020	0.0068	mg/L		09/22/22 09:19	09/22/22 17:44	1
Arsenic	0.015	U	0.015	0.0056	mg/L		09/22/22 09:19	09/22/22 17:44	1
Barium	**0.098**		0.0020	0.00070	mg/L		09/22/22 09:19	09/22/22 17:44	1
Beryllium	0.0020	U	0.0020	0.00030	mg/L		09/22/22 09:19	09/22/22 17:44	1
Cadmium	0.0020	U	0.0020	0.00050	mg/L		09/22/22 09:19	09/22/22 17:44	1
Calcium	**395**		0.50	0.10	mg/L		09/22/22 09:19	09/22/22 17:44	1
Chromium	0.0040	U	0.0040	0.0010	mg/L		09/22/22 09:19	09/22/22 17:44	1
Cobalt	**0.0037**	**J**	0.0040	0.00063	mg/L		09/22/22 09:19	09/22/22 17:44	1
Copper	**0.0066**	**J**	0.010	0.0016	mg/L		09/22/22 09:19	09/22/22 17:44	1
Iron	**0.14**		0.050	0.019	mg/L		09/22/22 09:19	09/22/22 17:44	1
Lead	0.010	U	0.010	0.0030	mg/L		09/22/22 09:19	09/22/22 17:44	1
Magnesium	**202**		0.20	0.043	mg/L		09/22/22 09:19	09/22/22 17:44	1
Manganese	**0.71**		0.0030	0.00040	mg/L		09/22/22 09:19	09/22/22 17:44	1
Nickel	**0.0079**	**J**	0.010	0.0013	mg/L		09/22/22 09:19	09/22/22 17:44	1
Potassium	**50.7**		0.50	0.10	mg/L		09/22/22 09:19	09/22/22 17:44	1
Selenium	0.025	U	0.025	0.0087	mg/L		09/22/22 09:19	09/22/22 17:44	1

Client Sample Results

Client: Brydges Engineering in Environment & Energy DPC
Project/Site: Pilgrim Village Family - Groundwater

Job ID: 480-201789-1

Client Sample ID: MW-R1

Lab Sample ID: 480-201789-1
Matrix: Water

Date Collected: 09/20/22 09:40
Date Received: 09/20/22 14:00

Method: 6010C - Metals (ICP) (Continued)

Analyte	Result	Qualifier	RL	MDL	Unit	D	Prepared	Analyzed	Dil Fac
Silver	0.0060	U	0.0060	0.0017	mg/L		09/22/22 09:19	09/22/22 17:44	1
Sodium	**193**		1.0	0.32	mg/L		09/22/22 09:19	09/22/22 17:44	1
Thallium	0.020	U	0.020	0.010	mg/L		09/22/22 09:19	09/22/22 17:44	1
Vanadium	0.0050	U	0.0050	0.0015	mg/L		09/22/22 09:19	09/22/22 17:44	1
Zinc	**0.0098**	**J**	0.010	0.0015	mg/L		09/22/22 09:19	09/22/22 17:44	1

Method: 7470A - Mercury (CVAA)

Analyte	Result	Qualifier	RL	MDL	Unit	D	Prepared	Analyzed	Dil Fac
Mercury	0.00020	U	0.00020	0.000043	mg/L		09/21/22 11:30	09/21/22 16:27	1

Client Sample ID: MW-R4

Lab Sample ID: 480-201789-2
Matrix: Water

Date Collected: 09/20/22 10:50
Date Received: 09/20/22 14:00

Method: 8260C - Volatile Organic Compounds by GC/MS

Analyte	Result	Qualifier	RL	MDL	Unit	D	Prepared	Analyzed	Dil Fac
1,1,1-Trichloroethane	1.0	U	1.0	0.82	ug/L			09/23/22 14:22	1
1,1,2,2-Tetrachloroethane	1.0	U	1.0	0.21	ug/L			09/23/22 14:22	1
1,1,2-Trichloro-1,2,2-trifluoroethane	1.0	U	1.0	0.31	ug/L			09/23/22 14:22	1
1,1,2-Trichloroethane	1.0	U	1.0	0.23	ug/L			09/23/22 14:22	1
1,1-Dichloroethane	1.0	U	1.0	0.38	ug/L			09/23/22 14:22	1
1,1-Dichloroethene	1.0	U	1.0	0.29	ug/L			09/23/22 14:22	1
1,2,4-Trichlorobenzene	1.0	U	1.0	0.41	ug/L			09/23/22 14:22	1
1,2-Dibromo-3-Chloropropane	1.0	U	1.0	0.39	ug/L			09/23/22 14:22	1
1,2-Dibromoethane	1.0	U	1.0	0.73	ug/L			09/23/22 14:22	1
1,2-Dichlorobenzene	1.0	U	1.0	0.79	ug/L			09/23/22 14:22	1
1,2-Dichloroethane	1.0	U	1.0	0.21	ug/L			09/23/22 14:22	1
1,2-Dichloropropane	1.0	U	1.0	0.72	ug/L			09/23/22 14:22	1
1,3-Dichlorobenzene	1.0	U	1.0	0.78	ug/L			09/23/22 14:22	1
1,4-Dichlorobenzene	1.0	U	1.0	0.84	ug/L			09/23/22 14:22	1
2-Butanone (MEK)	10	U	10	1.3	ug/L			09/23/22 14:22	1
2-Hexanone	5.0	U	5.0	1.2	ug/L			09/23/22 14:22	1
4-Methyl-2-pentanone (MIBK)	5.0	U	5.0	2.1	ug/L			09/23/22 14:22	1
Acetone	10	U	10	3.0	ug/L			09/23/22 14:22	1
Benzene	1.0	U	1.0	0.41	ug/L			09/23/22 14:22	1
Bromodichloromethane	1.0	U	1.0	0.39	ug/L			09/23/22 14:22	1
Bromoform	1.0	U	1.0	0.26	ug/L			09/23/22 14:22	1
Bromomethane	1.0	U	1.0	0.69	ug/L			09/23/22 14:22	1
Carbon disulfide	1.0	U	1.0	0.19	ug/L			09/23/22 14:22	1
Carbon tetrachloride	1.0	U	1.0	0.27	ug/L			09/23/22 14:22	1
Chlorobenzene	1.0	U	1.0	0.75	ug/L			09/23/22 14:22	1
Chloroethane	1.0	U	1.0	0.32	ug/L			09/23/22 14:22	1
Chloroform	1.0	U	1.0	0.34	ug/L			09/23/22 14:22	1
Chloromethane	1.0	U	1.0	0.35	ug/L			09/23/22 14:22	1
cis-1,2-Dichloroethene	1.0	U	1.0	0.81	ug/L			09/23/22 14:22	1
cis-1,3-Dichloropropene	1.0	U	1.0	0.36	ug/L			09/23/22 14:22	1
Cyclohexane	1.0	U	1.0	0.18	ug/L			09/23/22 14:22	1
Dibromochloromethane	1.0	U	1.0	0.32	ug/L			09/23/22 14:22	1
Dichlorodifluoromethane	1.0	U	1.0	0.68	ug/L			09/23/22 14:22	1
Ethylbenzene	1.0	U	1.0	0.74	ug/L			09/23/22 14:22	1

Client Sample ID: MW-R4
Lab Sample ID: 480-201789-2

Date Collected: 09/20/22 10:50
Matrix: Water
Date Received: 09/20/22 14:00

Method: 8260C - Volatile Organic Compounds by GC/MS (Continued)

Analyte	Result	Qualifier	RL	MDL	Unit	D	Prepared	Analyzed	Dil Fac
Isopropylbenzene	1.0	U	1.0	0.79	ug/L			09/23/22 14:22	1
Methyl acetate	2.5	U	2.5	1.3	ug/L			09/23/22 14:22	1
Methyl tert-butyl ether	1.0	U	1.0	0.16	ug/L			09/23/22 14:22	1
Methylcyclohexane	1.0	U	1.0	0.16	ug/L			09/23/22 14:22	1
Methylene Chloride	1.0	U	1.0	0.44	ug/L			09/23/22 14:22	1
Styrene	1.0	U	1.0	0.73	ug/L			09/23/22 14:22	1
Tetrachloroethene	1.0	U	1.0	0.36	ug/L			09/23/22 14:22	1
Toluene	1.0	U	1.0	0.51	ug/L			09/23/22 14:22	1
trans-1,2-Dichloroethene	1.0	U	1.0	0.90	ug/L			09/23/22 14:22	1
trans-1,3-Dichloropropene	1.0	U	1.0	0.37	ug/L			09/23/22 14:22	1
Trichloroethene	1.0	U	1.0	0.46	ug/L			09/23/22 14:22	1
Trichlorofluoromethane	1.0	U	1.0	0.88	ug/L			09/23/22 14:22	1
Vinyl chloride	1.0	U	1.0	0.90	ug/L			09/23/22 14:22	1
Xylenes, Total	2.0	U	2.0	0.66	ug/L			09/23/22 14:22	1

Surrogate	*%Recovery*	*Qualifier*	*Limits*	*Prepared*	*Analyzed*	*Dil Fac*
1,2-Dichloroethane-d4 (Surr)	*96*		*77 - 120*		*09/23/22 14:22*	*1*
4-Bromofluorobenzene (Surr)	*98*		*73 - 120*		*09/23/22 14:22*	*1*
Dibromofluoromethane (Surr)	*96*		*75 - 123*		*09/23/22 14:22*	*1*
Toluene-d8 (Surr)	*89*		*80 - 120*		*09/23/22 14:22*	*1*

Method: 8270D - Semivolatile Organic Compounds (GC/MS)

Analyte	Result	Qualifier	RL	MDL	Unit	D	Prepared	Analyzed	Dil Fac
2,4,5-Trichlorophenol	5.0	U	5.0	0.48	ug/L		09/21/22 08:53	09/22/22 16:54	1
2,4,6-Trichlorophenol	5.0	U	5.0	0.61	ug/L		09/21/22 08:53	09/22/22 16:54	1
2,4-Dichlorophenol	5.0	U	5.0	0.51	ug/L		09/21/22 08:53	09/22/22 16:54	1
2,4-Dimethylphenol	5.0	U	5.0	0.50	ug/L		09/21/22 08:53	09/22/22 16:54	1
2,4-Dinitrophenol	10	U	10	2.2	ug/L		09/21/22 08:53	09/22/22 16:54	1
2,4-Dinitrotoluene	5.0	U	5.0	0.45	ug/L		09/21/22 08:53	09/22/22 16:54	1
2,6-Dinitrotoluene	5.0	U	5.0	0.40	ug/L		09/21/22 08:53	09/22/22 16:54	1
2-Chloronaphthalene	5.0	U	5.0	0.46	ug/L		09/21/22 08:53	09/22/22 16:54	1
2-Chlorophenol	5.0	U	5.0	0.53	ug/L		09/21/22 08:53	09/22/22 16:54	1
2-Methylnaphthalene	5.0	U	5.0	0.60	ug/L		09/21/22 08:53	09/22/22 16:54	1
2-Methylphenol	5.0	U	5.0	0.40	ug/L		09/21/22 08:53	09/22/22 16:54	1
2-Nitroaniline	10	U	10	0.42	ug/L		09/21/22 08:53	09/22/22 16:54	1
2-Nitrophenol	5.0	U	5.0	0.48	ug/L		09/21/22 08:53	09/22/22 16:54	1
3,3'-Dichlorobenzidine	5.0	U	5.0	0.40	ug/L		09/21/22 08:53	09/22/22 16:54	1
3-Nitroaniline	10	U	10	0.48	ug/L		09/21/22 08:53	09/22/22 16:54	1
4,6-Dinitro-2-methylphenol	10	U	10	2.2	ug/L		09/21/22 08:53	09/22/22 16:54	1
4-Bromophenyl phenyl ether	5.0	U	5.0	0.45	ug/L		09/21/22 08:53	09/22/22 16:54	1
4-Chloro-3-methylphenol	5.0	U	5.0	0.45	ug/L		09/21/22 08:53	09/22/22 16:54	1
4-Chloroaniline	5.0	U	5.0	0.59	ug/L		09/21/22 08:53	09/22/22 16:54	1
4-Chlorophenyl phenyl ether	5.0	U	5.0	0.35	ug/L		09/21/22 08:53	09/22/22 16:54	1
4-Methylphenol	10	U	10	0.36	ug/L		09/21/22 08:53	09/22/22 16:54	1
4-Nitroaniline	10	U *+	10	0.25	ug/L		09/21/22 08:53	09/22/22 16:54	1
4-Nitrophenol	10	U	10	1.5	ug/L		09/21/22 08:53	09/22/22 16:54	1
Acenaphthene	5.0	U	5.0	0.41	ug/L		09/21/22 08:53	09/22/22 16:54	1
Acenaphthylene	5.0	U	5.0	0.38	ug/L		09/21/22 08:53	09/22/22 16:54	1
Acetophenone	5.0	U	5.0	0.54	ug/L		09/21/22 08:53	09/22/22 16:54	1
Anthracene	5.0	U	5.0	0.28	ug/L		09/21/22 08:53	09/22/22 16:54	1

Client Sample ID: MW-R4

Date Collected: 09/20/22 10:50
Date Received: 09/20/22 14:00

Lab Sample ID: 480-201789-2

Matrix: Water

Method: 8270D - Semivolatile Organic Compounds (GC/MS) (Continued)

Analyte	Result	Qualifier	RL	MDL	Unit	D	Prepared	Analyzed	Dil Fac
Atrazine	5.0	U	5.0	0.46	ug/L		09/21/22 08:53	09/22/22 16:54	1
Benzaldehyde	5.0	U	5.0	0.27	ug/L		09/21/22 08:53	09/22/22 16:54	1
Benzo[a]anthracene	5.0	U	5.0	0.36	ug/L		09/21/22 08:53	09/22/22 16:54	1
Benzo[a]pyrene	5.0	U	5.0	0.47	ug/L		09/21/22 08:53	09/22/22 16:54	1
Benzo[b]fluoranthene	5.0	U	5.0	0.34	ug/L		09/21/22 08:53	09/22/22 16:54	1
Benzo[g,h,i]perylene	5.0	U	5.0	0.35	ug/L		09/21/22 08:53	09/22/22 16:54	1
Benzo[k]fluoranthene	5.0	U	5.0	0.73	ug/L		09/21/22 08:53	09/22/22 16:54	1
Biphenyl	5.0	U	5.0	0.65	ug/L		09/21/22 08:53	09/22/22 16:54	1
bis (2-chloroisopropyl) ether	5.0	U	5.0	0.52	ug/L		09/21/22 08:53	09/22/22 16:54	1
Bis(2-chloroethoxy)methane	5.0	U	5.0	0.35	ug/L		09/21/22 08:53	09/22/22 16:54	1
Bis(2-chloroethyl)ether	5.0	U	5.0	0.40	ug/L		09/21/22 08:53	09/22/22 16:54	1
Bis(2-ethylhexyl) phthalate	5.0	U	5.0	2.2	ug/L		09/21/22 08:53	09/22/22 16:54	1
Butyl benzyl phthalate	5.0	U	5.0	1.0	ug/L		09/21/22 08:53	09/22/22 16:54	1
Caprolactam	5.0	U	5.0	2.2	ug/L		09/21/22 08:53	09/22/22 16:54	1
Carbazole	5.0	U *+	5.0	0.30	ug/L		09/21/22 08:53	09/22/22 16:54	1
Chrysene	5.0	U	5.0	0.33	ug/L		09/21/22 08:53	09/22/22 16:54	1
Dibenz(a,h)anthracene	5.0	U	5.0	0.42	ug/L		09/21/22 08:53	09/22/22 16:54	1
Dibenzofuran	10	U	10	0.51	ug/L		09/21/22 08:53	09/22/22 16:54	1
Diethyl phthalate	**4.3**	**J B**	5.0	0.22	ug/L		09/21/22 08:53	09/22/22 16:54	1
Dimethyl phthalate	5.0	U	5.0	0.36	ug/L		09/21/22 08:53	09/22/22 16:54	1
Di-n-butyl phthalate	5.0	U	5.0	0.31	ug/L		09/21/22 08:53	09/22/22 16:54	1
Di-n-octyl phthalate	5.0	U	5.0	0.47	ug/L		09/21/22 08:53	09/22/22 16:54	1
Fluoranthene	5.0	U	5.0	0.40	ug/L		09/21/22 08:53	09/22/22 16:54	1
Fluorene	5.0	U	5.0	0.36	ug/L		09/21/22 08:53	09/22/22 16:54	1
Hexachlorobenzene	5.0	U	5.0	0.51	ug/L		09/21/22 08:53	09/22/22 16:54	1
Hexachlorobutadiene	5.0	U	5.0	0.68	ug/L		09/21/22 08:53	09/22/22 16:54	1
Hexachlorocyclopentadiene	5.0	U	5.0	0.59	ug/L		09/21/22 08:53	09/22/22 16:54	1
Hexachloroethane	5.0	U	5.0	0.59	ug/L		09/21/22 08:53	09/22/22 16:54	1
Indeno[1,2,3-cd]pyrene	5.0	U	5.0	0.47	ug/L		09/21/22 08:53	09/22/22 16:54	1
Isophorone	5.0	U	5.0	0.43	ug/L		09/21/22 08:53	09/22/22 16:54	1
Naphthalene	5.0	U	5.0	0.76	ug/L		09/21/22 08:53	09/22/22 16:54	1
Nitrobenzene	5.0	U	5.0	0.29	ug/L		09/21/22 08:53	09/22/22 16:54	1
N-Nitrosodi-n-propylamine	5.0	U	5.0	0.54	ug/L		09/21/22 08:53	09/22/22 16:54	1
N-Nitrosodiphenylamine	5.0	U	5.0	0.51	ug/L		09/21/22 08:53	09/22/22 16:54	1
Pentachlorophenol	10	U	10	2.2	ug/L		09/21/22 08:53	09/22/22 16:54	1
Phenanthrene	5.0	U	5.0	0.44	ug/L		09/21/22 08:53	09/22/22 16:54	1
Phenol	5.0	U	5.0	0.39	ug/L		09/21/22 08:53	09/22/22 16:54	1
Pyrene	5.0	U	5.0	0.34	ug/L		09/21/22 08:53	09/22/22 16:54	1

Surrogate	*%Recovery*	*Qualifier*	*Limits*	*Prepared*	*Analyzed*	*Dil Fac*
2,4,6-Tribromophenol (Surr)	*96*		*41 - 120*	*09/21/22 08:53*	*09/22/22 16:54*	*1*
2-Fluorobiphenyl (Surr)	*104*		*48 - 120*	*09/21/22 08:53*	*09/22/22 16:54*	*1*
2-Fluorophenol (Surr)	*69*		*35 - 120*	*09/21/22 08:53*	*09/22/22 16:54*	*1*
Nitrobenzene-d5 (Surr)	*82*		*46 - 120*	*09/21/22 08:53*	*09/22/22 16:54*	*1*
Phenol-d5 (Surr)	*50*		*22 - 120*	*09/21/22 08:53*	*09/22/22 16:54*	*1*
p-Terphenyl-d14 (Surr)	*82*		*60 - 148*	*09/21/22 08:53*	*09/22/22 16:54*	*1*

Method: 6010C - Metals (ICP)

Analyte	Result	Qualifier	RL	MDL	Unit	D	Prepared	Analyzed	Dil Fac
Aluminum	**0.067**	**J**	0.20	0.060	mg/L		09/22/22 09:19	09/22/22 17:48	1

Client Sample Results

Client: Brydges Engineering in Environment & Energy DPC
Project/Site: Pilgrim Village Family - Groundwater

Job ID: 480-201789-1

Client Sample ID: MW-R4

Date Collected: 09/20/22 10:50
Date Received: 09/20/22 14:00

Lab Sample ID: 480-201789-2

Matrix: Water

Method: 6010C - Metals (ICP) (Continued)

Analyte	Result	Qualifier	RL	MDL	Unit	D	Prepared	Analyzed	Dil Fac
Antimony	0.020	U	0.020	0.0068	mg/L		09/22/22 09:19	09/22/22 17:48	1
Arsenic	0.015	U	0.015	0.0056	mg/L		09/22/22 09:19	09/22/22 17:48	1
Barium	**0.10**		0.0020	0.00070	mg/L		09/22/22 09:19	09/22/22 17:48	1
Beryllium	0.0020	U	0.0020	0.00030	mg/L		09/22/22 09:19	09/22/22 17:48	1
Cadmium	0.0020	U	0.0020	0.00050	mg/L		09/22/22 09:19	09/22/22 17:48	1
Calcium	**119**		0.50	0.10	mg/L		09/22/22 09:19	09/22/22 17:48	1
Chromium	0.0040	U	0.0040	0.0010	mg/L		09/22/22 09:19	09/22/22 17:48	1
Cobalt	0.0040	U	0.0040	0.00063	mg/L		09/22/22 09:19	09/22/22 17:48	1
Copper	**0.0017**	**J**	0.010	0.0016	mg/L		09/22/22 09:19	09/22/22 17:48	1
Iron	**0.92**		0.050	0.019	mg/L		09/22/22 09:19	09/22/22 17:48	1
Lead	0.010	U	0.010	0.0030	mg/L		09/22/22 09:19	09/22/22 17:48	1
Magnesium	**56.7**		0.20	0.043	mg/L		09/22/22 09:19	09/22/22 17:48	1
Manganese	**0.052**		0.0030	0.00040	mg/L		09/22/22 09:19	09/22/22 17:48	1
Nickel	**0.0016**	**J**	0.010	0.0013	mg/L		09/22/22 09:19	09/22/22 17:48	1
Potassium	**4.2**		0.50	0.10	mg/L		09/22/22 09:19	09/22/22 17:48	1
Selenium	0.025	U	0.025	0.0087	mg/L		09/22/22 09:19	09/22/22 17:48	1
Silver	0.0060	U	0.0060	0.0017	mg/L		09/22/22 09:19	09/22/22 17:48	1
Sodium	**275**		1.0	0.32	mg/L		09/22/22 09:19	09/22/22 17:48	1
Thallium	0.020	U	0.020	0.010	mg/L		09/22/22 09:19	09/22/22 17:48	1
Vanadium	0.0050	U	0.0050	0.0015	mg/L		09/22/22 09:19	09/22/22 17:48	1
Zinc	**0.0038**	**J**	0.010	0.0015	mg/L		09/22/22 09:19	09/22/22 17:48	1

Method: 7470A - Mercury (CVAA)

Analyte	Result	Qualifier	RL	MDL	Unit	D	Prepared	Analyzed	Dil Fac
Mercury	0.00020	U	0.00020	0.000043	mg/L		09/21/22 11:30	09/21/22 16:28	1

Surrogate Summary

Client: Brydges Engineering in Environment & Energy DPC
Project/Site: Pilgrim Village Family - Groundwater

Job ID: 480-201789-1

Method: 8260C - Volatile Organic Compounds by GC/MS

Matrix: Water **Prep Type: Total/NA**

		Percent Surrogate Recovery (Acceptance Limits)			
		DCA	BFB	DBFM	TOL
Lab Sample ID	Client Sample ID	(77-120)	(73-120)	(75-123)	(80-120)
480-201789-1	MW-R1	89	102	102	90
480-201789-2	MW-R4	96	98	96	89
LCS 480-642412/6	Lab Control Sample	88	99	99	93
LCS 480-642530/6	Lab Control Sample	98	98	100	90
MB 480-642412/8	Method Blank	91	100	101	89
MB 480-642530/8	Method Blank	97	97	95	91

Surrogate Legend

DCA = 1,2-Dichloroethane-d4 (Surr)
BFB = 4-Bromofluorobenzene (Surr)
DBFM = Dibromofluoromethane (Surr)
TOL = Toluene-d8 (Surr)

Method: 8270D - Semivolatile Organic Compounds (GC/MS)

Matrix: Water **Prep Type: Total/NA**

		Percent Surrogate Recovery (Acceptance Limits)					
		TBP	FBP	2FP	NBZ	PHL	TPHd14
Lab Sample ID	Client Sample ID	(41-120)	(48-120)	(35-120)	(46-120)	(22-120)	(60-148)
480-201789-1	MW-R1	97	100	67	80	48	62
480-201789-2	MW-R4	96	104	69	82	50	82
LCS 480-642157/2-A	Lab Control Sample	77	77	54	64	49	90
MB 480-642157/1-A	Method Blank	66	85	54	70	43	95

Surrogate Legend

TBP = 2,4,6-Tribromophenol (Surr)
FBP = 2-Fluorobiphenyl (Surr)
2FP = 2-Fluorophenol (Surr)
NBZ = Nitrobenzene-d5 (Surr)
PHL = Phenol-d5 (Surr)
TPHd14 = p-Terphenyl-d14 (Surr)

Method: 8260C - Volatile Organic Compounds by GC/MS

Lab Sample ID: MB 480-642412/8
Matrix: Water
Analysis Batch: 642412

Client Sample ID: Method Blank
Prep Type: Total/NA

Analyte	MB Result	MB Qualifier	RL	MDL	Unit	D	Prepared	Analyzed	Dil Fac
1,1,1-Trichloroethane	1.0	U	1.0	0.82	ug/L			09/23/22 00:06	1
1,1,2,2-Tetrachloroethane	1.0	U	1.0	0.21	ug/L			09/23/22 00:06	1
1,1,2-Trichloro-1,2,2-trifluoroethane	1.0	U	1.0	0.31	ug/L			09/23/22 00:06	1
1,1,2-Trichloroethane	1.0	U	1.0	0.23	ug/L			09/23/22 00:06	1
1,1-Dichloroethane	1.0	U	1.0	0.38	ug/L			09/23/22 00:06	1
1,1-Dichloroethene	1.0	U	1.0	0.29	ug/L			09/23/22 00:06	1
1,2,4-Trichlorobenzene	1.0	U	1.0	0.41	ug/L			09/23/22 00:06	1
1,2-Dibromo-3-Chloropropane	1.0	U	1.0	0.39	ug/L			09/23/22 00:06	1
1,2-Dibromoethane	1.0	U	1.0	0.73	ug/L			09/23/22 00:06	1
1,2-Dichlorobenzene	1.0	U	1.0	0.79	ug/L			09/23/22 00:06	1
1,2-Dichloroethane	1.0	U	1.0	0.21	ug/L			09/23/22 00:06	1
1,2-Dichloropropane	1.0	U	1.0	0.72	ug/L			09/23/22 00:06	1
1,3-Dichlorobenzene	1.0	U	1.0	0.78	ug/L			09/23/22 00:06	1
1,4-Dichlorobenzene	1.0	U	1.0	0.84	ug/L			09/23/22 00:06	1
2-Butanone (MEK)	10	U	10	1.3	ug/L			09/23/22 00:06	1
2-Hexanone	5.0	U	5.0	1.2	ug/L			09/23/22 00:06	1
4-Methyl-2-pentanone (MIBK)	5.0	U	5.0	2.1	ug/L			09/23/22 00:06	1
Acetone	10	U	10	3.0	ug/L			09/23/22 00:06	1
Benzene	1.0	U	1.0	0.41	ug/L			09/23/22 00:06	1
Bromodichloromethane	1.0	U	1.0	0.39	ug/L			09/23/22 00:06	1
Bromoform	1.0	U	1.0	0.26	ug/L			09/23/22 00:06	1
Bromomethane	1.0	U	1.0	0.69	ug/L			09/23/22 00:06	1
Carbon disulfide	1.0	U	1.0	0.19	ug/L			09/23/22 00:06	1
Carbon tetrachloride	1.0	U	1.0	0.27	ug/L			09/23/22 00:06	1
Chlorobenzene	1.0	U	1.0	0.75	ug/L			09/23/22 00:06	1
Chloroethane	1.0	U	1.0	0.32	ug/L			09/23/22 00:06	1
Chloroform	1.0	U	1.0	0.34	ug/L			09/23/22 00:06	1
Chloromethane	1.0	U	1.0	0.35	ug/L			09/23/22 00:06	1
cis-1,2-Dichloroethene	1.0	U	1.0	0.81	ug/L			09/23/22 00:06	1
cis-1,3-Dichloropropene	1.0	U	1.0	0.36	ug/L			09/23/22 00:06	1
Cyclohexane	1.0	U	1.0	0.18	ug/L			09/23/22 00:06	1
Dibromochloromethane	1.0	U	1.0	0.32	ug/L			09/23/22 00:06	1
Dichlorodifluoromethane	1.0	U	1.0	0.68	ug/L			09/23/22 00:06	1
Ethylbenzene	1.0	U	1.0	0.74	ug/L			09/23/22 00:06	1
Isopropylbenzene	1.0	U	1.0	0.79	ug/L			09/23/22 00:06	1
Methyl acetate	2.5	U	2.5	1.3	ug/L			09/23/22 00:06	1
Methyl tert-butyl ether	1.0	U	1.0	0.16	ug/L			09/23/22 00:06	1
Methylcyclohexane	1.0	U	1.0	0.16	ug/L			09/23/22 00:06	1
Methylene Chloride	1.0	U	1.0	0.44	ug/L			09/23/22 00:06	1
Styrene	1.0	U	1.0	0.73	ug/L			09/23/22 00:06	1
Tetrachloroethene	1.0	U	1.0	0.36	ug/L			09/23/22 00:06	1
Toluene	1.0	U	1.0	0.51	ug/L			09/23/22 00:06	1
trans-1,2-Dichloroethene	1.0	U	1.0	0.90	ug/L			09/23/22 00:06	1
trans-1,3-Dichloropropene	1.0	U	1.0	0.37	ug/L			09/23/22 00:06	1
Trichloroethene	1.0	U	1.0	0.46	ug/L			09/23/22 00:06	1
Trichlorofluoromethane	1.0	U	1.0	0.88	ug/L			09/23/22 00:06	1
Vinyl chloride	1.0	U	1.0	0.90	ug/L			09/23/22 00:06	1
Xylenes, Total	2.0	U	2.0	0.66	ug/L			09/23/22 00:06	1

Method: 8260C - Volatile Organic Compounds by GC/MS (Continued)

Lab Sample ID: MB 480-642412/8
Matrix: Water
Analysis Batch: 642412

Client Sample ID: Method Blank
Prep Type: Total/NA

Surrogate	MB %Recovery	MB Qualifier	Limits	Prepared	Analyzed	Dil Fac
1,2-Dichloroethane-d4 (Surr)	91		77 - 120		09/23/22 00:06	1
4-Bromofluorobenzene (Surr)	100		73 - 120		09/23/22 00:06	1
Dibromofluoromethane (Surr)	101		75 - 123		09/23/22 00:06	1
Toluene-d8 (Surr)	89		80 - 120		09/23/22 00:06	1

Lab Sample ID: LCS 480-642412/6
Matrix: Water
Analysis Batch: 642412

Client Sample ID: Lab Control Sample
Prep Type: Total/NA

Analyte	Spike Added	LCS Result	LCS Qualifier	Unit	D	%Rec	%Rec Limits
1,1,1-Trichloroethane	25.0	22.9		ug/L		92	73 - 126
1,1,2,2-Tetrachloroethane	25.0	24.2		ug/L		97	76 - 120
1,1,2-Trichloro-1,2,2-trifluoroethane	25.0	21.9		ug/L		87	61 - 148
1,1,2-Trichloroethane	25.0	24.6		ug/L		99	76 - 122
1,1-Dichloroethane	25.0	23.7		ug/L		95	77 - 120
1,1-Dichloroethene	25.0	25.7		ug/L		103	66 - 127
1,2,4-Trichlorobenzene	25.0	24.4		ug/L		98	79 - 122
1,2-Dibromo-3-Chloropropane	25.0	22.9		ug/L		92	56 - 134
1,2-Dibromoethane	25.0	24.9		ug/L		100	77 - 120
1,2-Dichlorobenzene	25.0	24.5		ug/L		98	80 - 124
1,2-Dichloroethane	25.0	21.4		ug/L		86	75 - 120
1,2-Dichloropropane	25.0	23.6		ug/L		94	76 - 120
1,3-Dichlorobenzene	25.0	23.0		ug/L		92	77 - 120
1,4-Dichlorobenzene	25.0	23.3		ug/L		93	80 - 120
2-Butanone (MEK)	125	115		ug/L		92	57 - 140
2-Hexanone	125	122		ug/L		98	65 - 127
4-Methyl-2-pentanone (MIBK)	125	120		ug/L		96	71 - 125
Acetone	125	120		ug/L		96	56 - 142
Benzene	25.0	24.7		ug/L		99	71 - 124
Bromodichloromethane	25.0	23.5		ug/L		94	80 - 122
Bromoform	25.0	25.4		ug/L		102	61 - 132
Bromomethane	25.0	17.9		ug/L		72	55 - 144
Carbon disulfide	25.0	26.2		ug/L		105	59 - 134
Carbon tetrachloride	25.0	23.3		ug/L		93	72 - 134
Chlorobenzene	25.0	24.5		ug/L		98	80 - 120
Chloroethane	25.0	14.6	*-	ug/L		58	69 - 136
Chloroform	25.0	23.7		ug/L		95	73 - 127
Chloromethane	25.0	22.3		ug/L		89	68 - 124
cis-1,2-Dichloroethene	25.0	25.7		ug/L		103	74 - 124
cis-1,3-Dichloropropene	25.0	22.3		ug/L		89	74 - 124
Cyclohexane	25.0	22.0		ug/L		88	59 - 135
Dibromochloromethane	25.0	25.7		ug/L		103	75 - 125
Dichlorodifluoromethane	25.0	23.6		ug/L		94	59 - 135
Ethylbenzene	25.0	23.7		ug/L		95	77 - 123
Isopropylbenzene	25.0	23.1		ug/L		93	77 - 122
Methyl acetate	50.0	46.5		ug/L		93	74 - 133
Methyl tert-butyl ether	25.0	23.0		ug/L		92	77 - 120
Methylcyclohexane	25.0	23.7		ug/L		95	68 - 134

Method: 8260C - Volatile Organic Compounds by GC/MS (Continued)

Lab Sample ID: LCS 480-642412/6
Matrix: Water
Analysis Batch: 642412

Client Sample ID: Lab Control Sample
Prep Type: Total/NA

Analyte	Spike Added	LCS Result	LCS Qualifier	Unit	D	%Rec	%Rec Limits
Methylene Chloride	25.0	26.6		ug/L		106	75 - 124
Styrene	25.0	24.5		ug/L		98	80 - 120
Tetrachloroethene	25.0	25.0		ug/L		100	74 - 122
Toluene	25.0	25.0		ug/L		100	80 - 122
trans-1,2-Dichloroethene	25.0	25.2		ug/L		101	73 - 127
trans-1,3-Dichloropropene	25.0	22.5		ug/L		90	80 - 120
Trichloroethene	25.0	24.0		ug/L		96	74 - 123
Trichlorofluoromethane	25.0	19.7		ug/L		79	62 - 150
Vinyl chloride	25.0	20.7		ug/L		83	65 - 133

Surrogate	*LCS %Recovery*	*LCS Qualifier*	*Limits*
1,2-Dichloroethane-d4 (Surr)	*88*		*77 - 120*
4-Bromofluorobenzene (Surr)	*99*		*73 - 120*
Dibromofluoromethane (Surr)	*99*		*75 - 123*
Toluene-d8 (Surr)	*93*		*80 - 120*

Lab Sample ID: MB 480-642530/8
Matrix: Water
Analysis Batch: 642530

Client Sample ID: Method Blank
Prep Type: Total/NA

Analyte	MB Result	MB Qualifier	RL	MDL	Unit	D	Prepared	Analyzed	Dil Fac
1,1,1-Trichloroethane	1.0	U	1.0	0.82	ug/L			09/23/22 12:17	1
1,1,2,2-Tetrachloroethane	1.0	U	1.0	0.21	ug/L			09/23/22 12:17	1
1,1,2-Trichloro-1,2,2-trifluoroethane	1.0	U	1.0	0.31	ug/L			09/23/22 12:17	1
1,1,2-Trichloroethane	1.0	U	1.0	0.23	ug/L			09/23/22 12:17	1
1,1-Dichloroethane	1.0	U	1.0	0.38	ug/L			09/23/22 12:17	1
1,1-Dichloroethene	1.0	U	1.0	0.29	ug/L			09/23/22 12:17	1
1,2,4-Trichlorobenzene	1.0	U	1.0	0.41	ug/L			09/23/22 12:17	1
1,2-Dibromo-3-Chloropropane	1.0	U	1.0	0.39	ug/L			09/23/22 12:17	1
1,2-Dibromoethane	1.0	U	1.0	0.73	ug/L			09/23/22 12:17	1
1,2-Dichlorobenzene	1.0	U	1.0	0.79	ug/L			09/23/22 12:17	1
1,2-Dichloroethane	1.0	U	1.0	0.21	ug/L			09/23/22 12:17	1
1,2-Dichloropropane	1.0	U	1.0	0.72	ug/L			09/23/22 12:17	1
1,3-Dichlorobenzene	1.0	U	1.0	0.78	ug/L			09/23/22 12:17	1
1,4-Dichlorobenzene	1.0	U	1.0	0.84	ug/L			09/23/22 12:17	1
2-Butanone (MEK)	10	U	10	1.3	ug/L			09/23/22 12:17	1
2-Hexanone	5.0	U	5.0	1.2	ug/L			09/23/22 12:17	1
4-Methyl-2-pentanone (MIBK)	5.0	U	5.0	2.1	ug/L			09/23/22 12:17	1
Acetone	10	U	10	3.0	ug/L			09/23/22 12:17	1
Benzene	1.0	U	1.0	0.41	ug/L			09/23/22 12:17	1
Bromodichloromethane	1.0	U	1.0	0.39	ug/L			09/23/22 12:17	1
Bromoform	1.0	U	1.0	0.26	ug/L			09/23/22 12:17	1
Bromomethane	1.0	U	1.0	0.69	ug/L			09/23/22 12:17	1
Carbon disulfide	1.0	U	1.0	0.19	ug/L			09/23/22 12:17	1
Carbon tetrachloride	1.0	U	1.0	0.27	ug/L			09/23/22 12:17	1
Chlorobenzene	1.0	U	1.0	0.75	ug/L			09/23/22 12:17	1
Chloroethane	1.0	U	1.0	0.32	ug/L			09/23/22 12:17	1
Chloroform	1.0	U	1.0	0.34	ug/L			09/23/22 12:17	1

Method: 8260C - Volatile Organic Compounds by GC/MS (Continued)

Lab Sample ID: MB 480-642530/8
Matrix: Water
Analysis Batch: 642530

Client Sample ID: Method Blank
Prep Type: Total/NA

Analyte	MB Result	MB Qualifier	RL	MDL	Unit	D	Prepared	Analyzed	Dil Fac
Chloromethane	1.0	U	1.0	0.35	ug/L			09/23/22 12:17	1
cis-1,2-Dichloroethene	1.0	U	1.0	0.81	ug/L			09/23/22 12:17	1
cis-1,3-Dichloropropene	1.0	U	1.0	0.36	ug/L			09/23/22 12:17	1
Cyclohexane	1.0	U	1.0	0.18	ug/L			09/23/22 12:17	1
Dibromochloromethane	1.0	U	1.0	0.32	ug/L			09/23/22 12:17	1
Dichlorodifluoromethane	1.0	U	1.0	0.68	ug/L			09/23/22 12:17	1
Ethylbenzene	1.0	U	1.0	0.74	ug/L			09/23/22 12:17	1
Isopropylbenzene	1.0	U	1.0	0.79	ug/L			09/23/22 12:17	1
Methyl acetate	2.5	U	2.5	1.3	ug/L			09/23/22 12:17	1
Methyl tert-butyl ether	1.0	U	1.0	0.16	ug/L			09/23/22 12:17	1
Methylcyclohexane	1.0	U	1.0	0.16	ug/L			09/23/22 12:17	1
Methylene Chloride	1.0	U	1.0	0.44	ug/L			09/23/22 12:17	1
Styrene	1.0	U	1.0	0.73	ug/L			09/23/22 12:17	1
Tetrachloroethene	1.0	U	1.0	0.36	ug/L			09/23/22 12:17	1
Toluene	1.0	U	1.0	0.51	ug/L			09/23/22 12:17	1
trans-1,2-Dichloroethene	1.0	U	1.0	0.90	ug/L			09/23/22 12:17	1
trans-1,3-Dichloropropene	1.0	U	1.0	0.37	ug/L			09/23/22 12:17	1
Trichloroethene	1.0	U	1.0	0.46	ug/L			09/23/22 12:17	1
Trichlorofluoromethane	1.0	U	1.0	0.88	ug/L			09/23/22 12:17	1
Vinyl chloride	1.0	U	1.0	0.90	ug/L			09/23/22 12:17	1
Xylenes, Total	2.0	U	2.0	0.66	ug/L			09/23/22 12:17	1

Surrogate	*MB %Recovery*	*MB Qualifier*	*Limits*	*Prepared*	*Analyzed*	*Dil Fac*
1,2-Dichloroethane-d4 (Surr)	*97*		*77 - 120*		*09/23/22 12:17*	*1*
4-Bromofluorobenzene (Surr)	*97*		*73 - 120*		*09/23/22 12:17*	*1*
Dibromofluoromethane (Surr)	*95*		*75 - 123*		*09/23/22 12:17*	*1*
Toluene-d8 (Surr)	*91*		*80 - 120*		*09/23/22 12:17*	*1*

Lab Sample ID: LCS 480-642530/6
Matrix: Water
Analysis Batch: 642530

Client Sample ID: Lab Control Sample
Prep Type: Total/NA

Analyte	Spike Added	LCS Result	LCS Qualifier	Unit	D	%Rec	%Rec Limits
1,1,1-Trichloroethane	25.0	26.0		ug/L		104	73 - 126
1,1,2,2-Tetrachloroethane	25.0	23.6		ug/L		94	76 - 120
1,1,2-Trichloro-1,2,2-trifluoroetha ne	25.0	27.3		ug/L		109	61 - 148
1,1,2-Trichloroethane	25.0	23.7		ug/L		95	76 - 122
1,1-Dichloroethane	25.0	25.9		ug/L		104	77 - 120
1,1-Dichloroethene	25.0	25.9		ug/L		104	66 - 127
1,2,4-Trichlorobenzene	25.0	26.5		ug/L		106	79 - 122
1,2-Dibromo-3-Chloropropane	25.0	23.8		ug/L		95	56 - 134
1,2-Dibromoethane	25.0	24.9		ug/L		100	77 - 120
1,2-Dichlorobenzene	25.0	26.0		ug/L		104	80 - 124
1,2-Dichloroethane	25.0	25.5		ug/L		102	75 - 120
1,2-Dichloropropane	25.0	25.1		ug/L		100	76 - 120
1,3-Dichlorobenzene	25.0	25.0		ug/L		100	77 - 120
1,4-Dichlorobenzene	25.0	25.2		ug/L		101	80 - 120
2-Butanone (MEK)	125	127		ug/L		102	57 - 140

Method: 8260C - Volatile Organic Compounds by GC/MS (Continued)

Lab Sample ID: LCS 480-642530/6
Matrix: Water
Analysis Batch: 642530

Client Sample ID: Lab Control Sample
Prep Type: Total/NA

Analyte	Spike Added	LCS Result	LCS Qualifier	Unit	D	%Rec	%Rec Limits
2-Hexanone	125	116		ug/L		93	65 - 127
4-Methyl-2-pentanone (MIBK)	125	116		ug/L		93	71 - 125
Acetone	125	131		ug/L		104	56 - 142
Benzene	25.0	25.1		ug/L		100	71 - 124
Bromodichloromethane	25.0	26.1		ug/L		104	80 - 122
Bromoform	25.0	26.5		ug/L		106	61 - 132
Bromomethane	25.0	27.2		ug/L		109	55 - 144
Carbon disulfide	25.0	25.9		ug/L		104	59 - 134
Carbon tetrachloride	25.0	27.4		ug/L		110	72 - 134
Chlorobenzene	25.0	23.2		ug/L		93	80 - 120
Chloroethane	25.0	26.4		ug/L		105	69 - 136
Chloroform	25.0	24.4		ug/L		97	73 - 127
Chloromethane	25.0	25.4		ug/L		102	68 - 124
cis-1,2-Dichloroethene	25.0	25.3		ug/L		101	74 - 124
cis-1,3-Dichloropropene	25.0	27.2		ug/L		109	74 - 124
Cyclohexane	25.0	26.0		ug/L		104	59 - 135
Dibromochloromethane	25.0	26.3		ug/L		105	75 - 125
Dichlorodifluoromethane	25.0	30.5		ug/L		122	59 - 135
Ethylbenzene	25.0	23.8		ug/L		95	77 - 123
Isopropylbenzene	25.0	26.4		ug/L		106	77 - 122
Methyl acetate	50.0	48.6		ug/L		97	74 - 133
Methyl tert-butyl ether	25.0	25.3		ug/L		101	77 - 120
Methylcyclohexane	25.0	27.3		ug/L		109	68 - 134
Methylene Chloride	25.0	26.3		ug/L		105	75 - 124
Styrene	25.0	25.6		ug/L		102	80 - 120
Tetrachloroethene	25.0	24.9		ug/L		100	74 - 122
Toluene	25.0	22.7		ug/L		91	80 - 122
trans-1,2-Dichloroethene	25.0	25.6		ug/L		102	73 - 127
trans-1,3-Dichloropropene	25.0	24.4		ug/L		98	80 - 120
Trichloroethene	25.0	25.9		ug/L		104	74 - 123
Trichlorofluoromethane	25.0	30.1		ug/L		120	62 - 150
Vinyl chloride	25.0	27.4		ug/L		110	65 - 133

Surrogate	*LCS %Recovery*	*LCS Qualifier*	*Limits*
1,2-Dichloroethane-d4 (Surr)	*98*		*77 - 120*
4-Bromofluorobenzene (Surr)	*98*		*73 - 120*
Dibromofluoromethane (Surr)	*100*		*75 - 123*
Toluene-d8 (Surr)	*90*		*80 - 120*

Method: 8270D - Semivolatile Organic Compounds (GC/MS)

Lab Sample ID: MB 480-642157/1-A
Matrix: Water
Analysis Batch: 642345

Client Sample ID: Method Blank
Prep Type: Total/NA
Prep Batch: 642157

Analyte	MB Result	MB Qualifier	RL	MDL	Unit	D	Prepared	Analyzed	Dil Fac
2,4,5-Trichlorophenol	5.0	U	5.0	0.48	ug/L		09/21/22 08:53	09/22/22 15:36	1
2,4,6-Trichlorophenol	5.0	U	5.0	0.61	ug/L		09/21/22 08:53	09/22/22 15:36	1
2,4-Dichlorophenol	5.0	U	5.0	0.51	ug/L		09/21/22 08:53	09/22/22 15:36	1

Method: 8270D - Semivolatile Organic Compounds (GC/MS) (Continued)

Lab Sample ID: MB 480-642157/1-A
Matrix: Water
Analysis Batch: 642345

Client Sample ID: Method Blank
Prep Type: Total/NA
Prep Batch: 642157

Analyte	MB Result	MB Qualifier	RL	MDL	Unit	D	Prepared	Analyzed	Dil Fac
2,4-Dimethylphenol	5.0	U	5.0	0.50	ug/L		09/21/22 08:53	09/22/22 15:36	1
2,4-Dinitrophenol	10	U	10	2.2	ug/L		09/21/22 08:53	09/22/22 15:36	1
2,4-Dinitrotoluene	5.0	U	5.0	0.45	ug/L		09/21/22 08:53	09/22/22 15:36	1
2,6-Dinitrotoluene	5.0	U	5.0	0.40	ug/L		09/21/22 08:53	09/22/22 15:36	1
2-Chloronaphthalene	5.0	U	5.0	0.46	ug/L		09/21/22 08:53	09/22/22 15:36	1
2-Chlorophenol	5.0	U	5.0	0.53	ug/L		09/21/22 08:53	09/22/22 15:36	1
2-Methylnaphthalene	5.0	U	5.0	0.60	ug/L		09/21/22 08:53	09/22/22 15:36	1
2-Methylphenol	5.0	U	5.0	0.40	ug/L		09/21/22 08:53	09/22/22 15:36	1
2-Nitroaniline	10	U	10	0.42	ug/L		09/21/22 08:53	09/22/22 15:36	1
2-Nitrophenol	5.0	U	5.0	0.48	ug/L		09/21/22 08:53	09/22/22 15:36	1
3,3'-Dichlorobenzidine	5.0	U	5.0	0.40	ug/L		09/21/22 08:53	09/22/22 15:36	1
3-Nitroaniline	10	U	10	0.48	ug/L		09/21/22 08:53	09/22/22 15:36	1
4,6-Dinitro-2-methylphenol	10	U	10	2.2	ug/L		09/21/22 08:53	09/22/22 15:36	1
4-Bromophenyl phenyl ether	5.0	U	5.0	0.45	ug/L		09/21/22 08:53	09/22/22 15:36	1
4-Chloro-3-methylphenol	5.0	U	5.0	0.45	ug/L		09/21/22 08:53	09/22/22 15:36	1
4-Chloroaniline	5.0	U	5.0	0.59	ug/L		09/21/22 08:53	09/22/22 15:36	1
4-Chlorophenyl phenyl ether	5.0	U	5.0	0.35	ug/L		09/21/22 08:53	09/22/22 15:36	1
4-Methylphenol	10	U	10	0.36	ug/L		09/21/22 08:53	09/22/22 15:36	1
4-Nitroaniline	10	U	10	0.25	ug/L		09/21/22 08:53	09/22/22 15:36	1
4-Nitrophenol	10	U	10	1.5	ug/L		09/21/22 08:53	09/22/22 15:36	1
Acenaphthene	5.0	U	5.0	0.41	ug/L		09/21/22 08:53	09/22/22 15:36	1
Acenaphthylene	5.0	U	5.0	0.38	ug/L		09/21/22 08:53	09/22/22 15:36	1
Acetophenone	5.0	U	5.0	0.54	ug/L		09/21/22 08:53	09/22/22 15:36	1
Anthracene	5.0	U	5.0	0.28	ug/L		09/21/22 08:53	09/22/22 15:36	1
Atrazine	5.0	U	5.0	0.46	ug/L		09/21/22 08:53	09/22/22 15:36	1
Benzaldehyde	5.0	U	5.0	0.27	ug/L		09/21/22 08:53	09/22/22 15:36	1
Benzo[a]anthracene	5.0	U	5.0	0.36	ug/L		09/21/22 08:53	09/22/22 15:36	1
Benzo[a]pyrene	5.0	U	5.0	0.47	ug/L		09/21/22 08:53	09/22/22 15:36	1
Benzo[b]fluoranthene	5.0	U	5.0	0.34	ug/L		09/21/22 08:53	09/22/22 15:36	1
Benzo[g,h,i]perylene	5.0	U	5.0	0.35	ug/L		09/21/22 08:53	09/22/22 15:36	1
Benzo[k]fluoranthene	5.0	U	5.0	0.73	ug/L		09/21/22 08:53	09/22/22 15:36	1
Biphenyl	5.0	U	5.0	0.65	ug/L		09/21/22 08:53	09/22/22 15:36	1
bis (2-chloroisopropyl) ether	5.0	U	5.0	0.52	ug/L		09/21/22 08:53	09/22/22 15:36	1
Bis(2-chloroethoxy)methane	5.0	U	5.0	0.35	ug/L		09/21/22 08:53	09/22/22 15:36	1
Bis(2-chloroethyl)ether	5.0	U	5.0	0.40	ug/L		09/21/22 08:53	09/22/22 15:36	1
Bis(2-ethylhexyl) phthalate	5.0	U	5.0	2.2	ug/L		09/21/22 08:53	09/22/22 15:36	1
Butyl benzyl phthalate	5.0	U	5.0	1.0	ug/L		09/21/22 08:53	09/22/22 15:36	1
Caprolactam	5.0	U	5.0	2.2	ug/L		09/21/22 08:53	09/22/22 15:36	1
Carbazole	5.0	U	5.0	0.30	ug/L		09/21/22 08:53	09/22/22 15:36	1
Chrysene	5.0	U	5.0	0.33	ug/L		09/21/22 08:53	09/22/22 15:36	1
Dibenz(a,h)anthracene	5.0	U	5.0	0.42	ug/L		09/21/22 08:53	09/22/22 15:36	1
Dibenzofuran	10	U	10	0.51	ug/L		09/21/22 08:53	09/22/22 15:36	1
Diethyl phthalate	3.54	J	5.0	0.22	ug/L		09/21/22 08:53	09/22/22 15:36	1
Dimethyl phthalate	5.0	U	5.0	0.36	ug/L		09/21/22 08:53	09/22/22 15:36	1
Di-n-butyl phthalate	5.0	U	5.0	0.31	ug/L		09/21/22 08:53	09/22/22 15:36	1
Di-n-octyl phthalate	5.0	U	5.0	0.47	ug/L		09/21/22 08:53	09/22/22 15:36	1
Fluoranthene	5.0	U	5.0	0.40	ug/L		09/21/22 08:53	09/22/22 15:36	1
Fluorene	5.0	U	5.0	0.36	ug/L		09/21/22 08:53	09/22/22 15:36	1
Hexachlorobenzene	5.0	U	5.0	0.51	ug/L		09/21/22 08:53	09/22/22 15:36	1

Method: 8270D - Semivolatile Organic Compounds (GC/MS) (Continued)

Lab Sample ID: MB 480-642157/1-A
Matrix: Water
Analysis Batch: 642345

Client Sample ID: Method Blank
Prep Type: Total/NA
Prep Batch: 642157

Analyte	MB Result	MB Qualifier	RL	MDL	Unit	D	Prepared	Analyzed	Dil Fac
Hexachlorobutadiene	5.0	U	5.0	0.68	ug/L		09/21/22 08:53	09/22/22 15:36	1
Hexachlorocyclopentadiene	5.0	U	5.0	0.59	ug/L		09/21/22 08:53	09/22/22 15:36	1
Hexachloroethane	5.0	U	5.0	0.59	ug/L		09/21/22 08:53	09/22/22 15:36	1
Indeno[1,2,3-cd]pyrene	5.0	U	5.0	0.47	ug/L		09/21/22 08:53	09/22/22 15:36	1
Isophorone	5.0	U	5.0	0.43	ug/L		09/21/22 08:53	09/22/22 15:36	1
Naphthalene	5.0	U	5.0	0.76	ug/L		09/21/22 08:53	09/22/22 15:36	1
Nitrobenzene	5.0	U	5.0	0.29	ug/L		09/21/22 08:53	09/22/22 15:36	1
N-Nitrosodi-n-propylamine	5.0	U	5.0	0.54	ug/L		09/21/22 08:53	09/22/22 15:36	1
N-Nitrosodiphenylamine	5.0	U	5.0	0.51	ug/L		09/21/22 08:53	09/22/22 15:36	1
Pentachlorophenol	10	U	10	2.2	ug/L		09/21/22 08:53	09/22/22 15:36	1
Phenanthrene	5.0	U	5.0	0.44	ug/L		09/21/22 08:53	09/22/22 15:36	1
Phenol	5.0	U	5.0	0.39	ug/L		09/21/22 08:53	09/22/22 15:36	1
Pyrene	5.0	U	5.0	0.34	ug/L		09/21/22 08:53	09/22/22 15:36	1

Surrogate	*MB %Recovery*	*MB Qualifier*	*Limits*	*Prepared*	*Analyzed*	*Dil Fac*
2,4,6-Tribromophenol (Surr)	*66*		*41 - 120*	*09/21/22 08:53*	*09/22/22 15:36*	*1*
2-Fluorobiphenyl (Surr)	*85*		*48 - 120*	*09/21/22 08:53*	*09/22/22 15:36*	*1*
2-Fluorophenol (Surr)	*54*		*35 - 120*	*09/21/22 08:53*	*09/22/22 15:36*	*1*
Nitrobenzene-d5 (Surr)	*70*		*46 - 120*	*09/21/22 08:53*	*09/22/22 15:36*	*1*
Phenol-d5 (Surr)	*43*		*22 - 120*	*09/21/22 08:53*	*09/22/22 15:36*	*1*
p-Terphenyl-d14 (Surr)	*95*		*60 - 148*	*09/21/22 08:53*	*09/22/22 15:36*	*1*

Lab Sample ID: LCS 480-642157/2-A
Matrix: Water
Analysis Batch: 642345

Client Sample ID: Lab Control Sample
Prep Type: Total/NA
Prep Batch: 642157

Analyte	Spike Added	LCS Result	LCS Qualifier	Unit	D	%Rec	%Rec Limits
2,4,5-Trichlorophenol	32.0	24.6		ug/L		77	65 - 126
2,4,6-Trichlorophenol	32.0	25.6		ug/L		80	64 - 120
2,4-Dichlorophenol	32.0	23.9		ug/L		75	63 - 120
2,4-Dimethylphenol	32.0	23.6		ug/L		74	47 - 120
2,4-Dinitrophenol	64.0	55.6		ug/L		87	31 - 137
2,4-Dinitrotoluene	32.0	29.4		ug/L		92	69 - 120
2,6-Dinitrotoluene	32.0	27.0		ug/L		84	68 - 120
2-Chloronaphthalene	32.0	28.7		ug/L		90	58 - 120
2-Chlorophenol	32.0	22.5		ug/L		70	48 - 120
2-Methylnaphthalene	32.0	21.0		ug/L		65	59 - 120
2-Methylphenol	32.0	24.6		ug/L		77	39 - 120
2-Nitroaniline	32.0	28.5		ug/L		89	54 - 127
2-Nitrophenol	32.0	23.4		ug/L		73	52 - 125
3,3'-Dichlorobenzidine	64.0	64.3		ug/L		100	49 - 135
3-Nitroaniline	32.0	29.5		ug/L		92	51 - 120
4,6-Dinitro-2-methylphenol	64.0	61.3		ug/L		96	46 - 136
4-Bromophenyl phenyl ether	32.0	26.1		ug/L		82	65 - 120
4-Chloro-3-methylphenol	32.0	24.3		ug/L		76	61 - 123
4-Chloroaniline	32.0	25.3		ug/L		79	30 - 120
4-Chlorophenyl phenyl ether	32.0	24.8		ug/L		78	62 - 120
4-Methylphenol	32.0	24.6		ug/L		77	29 - 131

Method: 8270D - Semivolatile Organic Compounds (GC/MS) (Continued)

Lab Sample ID: LCS 480-642157/2-A
Matrix: Water
Analysis Batch: 642345

Client Sample ID: Lab Control Sample
Prep Type: Total/NA
Prep Batch: 642157

Analyte	Spike Added	LCS Result	LCS Qualifier	Unit	D	%Rec	%Rec Limits
4-Nitroaniline	32.0	38.8	*+	ug/L		121	65 - 120
4-Nitrophenol	64.0	45.3		ug/L		71	45 - 120
Acenaphthene	32.0	25.8		ug/L		81	60 - 120
Acenaphthylene	32.0	26.7		ug/L		83	63 - 120
Acetophenone	32.0	24.6		ug/L		77	45 - 120
Anthracene	32.0	29.8		ug/L		93	67 - 120
Atrazine	64.0	57.4		ug/L		90	71 - 130
Benzaldehyde	64.0	46.8		ug/L		73	10 - 140
Benzo[a]anthracene	32.0	27.8		ug/L		87	70 - 121
Benzo[a]pyrene	32.0	29.6		ug/L		92	60 - 123
Benzo[b]fluoranthene	32.0	32.4		ug/L		101	66 - 126
Benzo[g,h,i]perylene	32.0	28.6		ug/L		89	66 - 150
Benzo[k]fluoranthene	32.0	29.1		ug/L		91	65 - 124
Biphenyl	32.0	24.3		ug/L		76	59 - 120
bis (2-chloroisopropyl) ether	32.0	29.2		ug/L		91	21 - 136
Bis(2-chloroethoxy)methane	32.0	24.6		ug/L		77	50 - 128
Bis(2-chloroethyl)ether	32.0	23.0		ug/L		72	44 - 120
Bis(2-ethylhexyl) phthalate	32.0	30.1		ug/L		94	63 - 139
Butyl benzyl phthalate	32.0	30.3		ug/L		95	70 - 129
Caprolactam	64.0	21.3		ug/L		33	22 - 120
Carbazole	32.0	45.3	*+	ug/L		141	66 - 123
Chrysene	32.0	28.5		ug/L		89	69 - 120
Dibenz(a,h)anthracene	32.0	29.2		ug/L		91	65 - 135
Dibenzofuran	32.0	25.8		ug/L		81	66 - 120
Diethyl phthalate	32.0	34.0		ug/L		106	59 - 127
Dimethyl phthalate	32.0	27.1		ug/L		85	68 - 120
Di-n-butyl phthalate	32.0	31.3		ug/L		98	69 - 131
Di-n-octyl phthalate	32.0	28.0		ug/L		88	63 - 140
Fluoranthene	32.0	30.1		ug/L		94	69 - 126
Fluorene	32.0	28.2		ug/L		88	66 - 120
Hexachlorobenzene	32.0	26.1		ug/L		82	61 - 120
Hexachlorobutadiene	32.0	14.7		ug/L		46	35 - 120
Hexachlorocyclopentadiene	32.0	13.4		ug/L		42	31 - 120
Hexachloroethane	32.0	16.8		ug/L		53	43 - 120
Indeno[1,2,3-cd]pyrene	32.0	29.3		ug/L		92	69 - 146
Isophorone	32.0	25.3		ug/L		79	55 - 120
Naphthalene	32.0	22.0		ug/L		69	57 - 120
Nitrobenzene	32.0	23.4		ug/L		73	53 - 123
N-Nitrosodi-n-propylamine	32.0	27.6		ug/L		86	32 - 140
N-Nitrosodiphenylamine	32.0	29.8		ug/L		93	61 - 120
Pentachlorophenol	64.0	56.7		ug/L		89	29 - 136
Phenanthrene	32.0	27.7		ug/L		87	68 - 120
Phenol	32.0	17.6		ug/L		55	17 - 120
Pyrene	32.0	30.3		ug/L		95	70 - 125

Surrogate	*LCS %Recovery*	*LCS Qualifier*	*Limits*
2,4,6-Tribromophenol (Surr)	*77*		*41 - 120*
2-Fluorobiphenyl (Surr)	*77*		*48 - 120*

Method: 8270D - Semivolatile Organic Compounds (GC/MS) (Continued)

Lab Sample ID: LCS 480-642157/2-A
Matrix: Water
Analysis Batch: 642345

Client Sample ID: Lab Control Sample
Prep Type: Total/NA
Prep Batch: 642157

Surrogate	*LCS %Recovery*	*LCS Qualifier*	*Limits*
2-Fluorophenol (Surr)	*54*		*35 - 120*
Nitrobenzene-d5 (Surr)	*64*		*46 - 120*
Phenol-d5 (Surr)	*49*		*22 - 120*
p-Terphenyl-d14 (Surr)	*90*		*60 - 148*

Method: 6010C - Metals (ICP)

Lab Sample ID: MB 480-642248/1-A
Matrix: Water
Analysis Batch: 642542

Client Sample ID: Method Blank
Prep Type: Total/NA
Prep Batch: 642248

Analyte	MB Result	MB Qualifier	RL	MDL	Unit	D	Prepared	Analyzed	Dil Fac
Aluminum	0.20	U	0.20	0.060	mg/L		09/22/22 09:19	09/22/22 17:17	1
Antimony	0.020	U	0.020	0.0068	mg/L		09/22/22 09:19	09/22/22 17:17	1
Arsenic	0.015	U	0.015	0.0056	mg/L		09/22/22 09:19	09/22/22 17:17	1
Barium	0.0020	U	0.0020	0.00070	mg/L		09/22/22 09:19	09/22/22 17:17	1
Beryllium	0.0020	U	0.0020	0.00030	mg/L		09/22/22 09:19	09/22/22 17:17	1
Cadmium	0.0020	U	0.0020	0.00050	mg/L		09/22/22 09:19	09/22/22 17:17	1
Calcium	0.50	U	0.50	0.10	mg/L		09/22/22 09:19	09/22/22 17:17	1
Chromium	0.0040	U	0.0040	0.0010	mg/L		09/22/22 09:19	09/22/22 17:17	1
Cobalt	0.0040	U	0.0040	0.00063	mg/L		09/22/22 09:19	09/22/22 17:17	1
Copper	0.010	U	0.010	0.0016	mg/L		09/22/22 09:19	09/22/22 17:17	1
Iron	0.050	U	0.050	0.019	mg/L		09/22/22 09:19	09/22/22 17:17	1
Lead	0.010	U	0.010	0.0030	mg/L		09/22/22 09:19	09/22/22 17:17	1
Magnesium	0.20	U	0.20	0.043	mg/L		09/22/22 09:19	09/22/22 17:17	1
Manganese	0.0030	U	0.0030	0.00040	mg/L		09/22/22 09:19	09/22/22 17:17	1
Nickel	0.010	U	0.010	0.0013	mg/L		09/22/22 09:19	09/22/22 17:17	1
Potassium	0.50	U	0.50	0.10	mg/L		09/22/22 09:19	09/22/22 17:17	1
Selenium	0.025	U	0.025	0.0087	mg/L		09/22/22 09:19	09/22/22 17:17	1
Silver	0.0060	U	0.0060	0.0017	mg/L		09/22/22 09:19	09/22/22 17:17	1
Sodium	1.0	U	1.0	0.32	mg/L		09/22/22 09:19	09/22/22 17:17	1
Thallium	0.020	U	0.020	0.010	mg/L		09/22/22 09:19	09/22/22 17:17	1
Vanadium	0.0050	U	0.0050	0.0015	mg/L		09/22/22 09:19	09/22/22 17:17	1
Zinc	0.010	U	0.010	0.0015	mg/L		09/22/22 09:19	09/22/22 17:17	1

Lab Sample ID: LCS 480-642248/2-A
Matrix: Water
Analysis Batch: 642542

Client Sample ID: Lab Control Sample
Prep Type: Total/NA
Prep Batch: 642248

Analyte	Spike Added	LCS Result	LCS Qualifier	Unit	D	%Rec	%Rec Limits
Aluminum	10.0	9.78		mg/L		98	80 - 120
Antimony	0.200	0.200		mg/L		100	80 - 120
Arsenic	0.201	0.197		mg/L		98	80 - 120
Barium	0.200	0.199		mg/L		100	80 - 120
Beryllium	0.200	0.206		mg/L		103	80 - 120
Cadmium	0.200	0.196		mg/L		98	80 - 120
Calcium	10.0	9.84		mg/L		98	80 - 120
Chromium	0.200	0.196		mg/L		98	80 - 120
Cobalt	0.200	0.197		mg/L		98	80 - 120

Method: 6010C - Metals (ICP) (Continued)

Lab Sample ID: LCS 480-642248/2-A — **Client Sample ID: Lab Control Sample**
Matrix: Water — **Prep Type: Total/NA**
Analysis Batch: 642542 — **Prep Batch: 642248**

Analyte	Spike Added	LCS Result	LCS Qualifier	Unit	D	%Rec	%Rec Limits
Copper	0.200	0.200		mg/L		100	80 - 120
Iron	10.0	9.98		mg/L		100	80 - 120
Lead	0.201	0.196		mg/L		98	80 - 120
Magnesium	10.0	9.75		mg/L		97	80 - 120
Manganese	0.200	0.205		mg/L		103	80 - 120
Nickel	0.200	0.195		mg/L		97	80 - 120
Potassium	10.0	9.81		mg/L		98	80 - 120
Selenium	0.200	0.190		mg/L		95	80 - 120
Silver	0.0500	0.0483		mg/L		97	80 - 120
Sodium	10.0	9.56		mg/L		96	80 - 120
Thallium	0.200	0.201		mg/L		100	80 - 120
Vanadium	0.201	0.194		mg/L		97	80 - 120
Zinc	0.200	0.202		mg/L		101	80 - 120

Method: 7470A - Mercury (CVAA)

Lab Sample ID: MB 480-642203/1-A — **Client Sample ID: Method Blank**
Matrix: Water — **Prep Type: Total/NA**
Analysis Batch: 642275 — **Prep Batch: 642203**

Analyte	MB Result	MB Qualifier	RL	MDL	Unit	D	Prepared	Analyzed	Dil Fac
Mercury	0.00020	U	0.00020	0.000043	mg/L		09/21/22 11:30	09/21/22 16:01	1

Lab Sample ID: LCS 480-642203/2-A — **Client Sample ID: Lab Control Sample**
Matrix: Water — **Prep Type: Total/NA**
Analysis Batch: 642275 — **Prep Batch: 642203**

Analyte	Spike Added	LCS Result	LCS Qualifier	Unit	D	%Rec	%Rec Limits
Mercury	0.00667	0.00640		mg/L		96	80 - 120

QC Association Summary

Client: Brydges Engineering in Environment & Energy DPC
Project/Site: Pilgrim Village Family - Groundwater

Job ID: 480-201789-1

GC/MS VOA

Analysis Batch: 642412

Lab Sample ID	Client Sample ID	Prep Type	Matrix	Method	Prep Batch
480-201789-1	MW-R1	Total/NA	Water	8260C	
MB 480-642412/8	Method Blank	Total/NA	Water	8260C	
LCS 480-642412/6	Lab Control Sample	Total/NA	Water	8260C	

Analysis Batch: 642530

Lab Sample ID	Client Sample ID	Prep Type	Matrix	Method	Prep Batch
480-201789-2	MW-R4	Total/NA	Water	8260C	
MB 480-642530/8	Method Blank	Total/NA	Water	8260C	
LCS 480-642530/6	Lab Control Sample	Total/NA	Water	8260C	

GC/MS Semi VOA

Prep Batch: 642157

Lab Sample ID	Client Sample ID	Prep Type	Matrix	Method	Prep Batch
480-201789-1	MW-R1	Total/NA	Water	3510C	
480-201789-2	MW-R4	Total/NA	Water	3510C	
MB 480-642157/1-A	Method Blank	Total/NA	Water	3510C	
LCS 480-642157/2-A	Lab Control Sample	Total/NA	Water	3510C	

Analysis Batch: 642345

Lab Sample ID	Client Sample ID	Prep Type	Matrix	Method	Prep Batch
MB 480-642157/1-A	Method Blank	Total/NA	Water	8270D	642157
LCS 480-642157/2-A	Lab Control Sample	Total/NA	Water	8270D	642157

Analysis Batch: 642346

Lab Sample ID	Client Sample ID	Prep Type	Matrix	Method	Prep Batch
480-201789-1	MW-R1	Total/NA	Water	8270D	642157
480-201789-2	MW-R4	Total/NA	Water	8270D	642157

Metals

Prep Batch: 642203

Lab Sample ID	Client Sample ID	Prep Type	Matrix	Method	Prep Batch
480-201789-1	MW-R1	Total/NA	Water	7470A	
480-201789-2	MW-R4	Total/NA	Water	7470A	
MB 480-642203/1-A	Method Blank	Total/NA	Water	7470A	
LCS 480-642203/2-A	Lab Control Sample	Total/NA	Water	7470A	

Prep Batch: 642248

Lab Sample ID	Client Sample ID	Prep Type	Matrix	Method	Prep Batch
480-201789-1	MW-R1	Total/NA	Water	3005A	
480-201789-2	MW-R4	Total/NA	Water	3005A	
MB 480-642248/1-A	Method Blank	Total/NA	Water	3005A	
LCS 480-642248/2-A	Lab Control Sample	Total/NA	Water	3005A	

Analysis Batch: 642275

Lab Sample ID	Client Sample ID	Prep Type	Matrix	Method	Prep Batch
480-201789-1	MW-R1	Total/NA	Water	7470A	642203
480-201789-2	MW-R4	Total/NA	Water	7470A	642203
MB 480-642203/1-A	Method Blank	Total/NA	Water	7470A	642203
LCS 480-642203/2-A	Lab Control Sample	Total/NA	Water	7470A	642203

QC Association Summary

Client: Brydges Engineering in Environment & Energy DPC
Job ID: 480-201789-1
Project/Site: Pilgrim Village Family - Groundwater

Metals

Analysis Batch: 642542

Lab Sample ID	Client Sample ID	Prep Type	Matrix	Method	Prep Batch
480-201789-1	MW-R1	Total/NA	Water	6010C	642248
480-201789-2	MW-R4	Total/NA	Water	6010C	642248
MB 480-642248/1-A	Method Blank	Total/NA	Water	6010C	642248
LCS 480-642248/2-A	Lab Control Sample	Total/NA	Water	6010C	642248

Lab Chronicle

Client: Brydges Engineering in Environment & Energy DPC
Project/Site: Pilgrim Village Family - Groundwater

Job ID: 480-201789-1

Client Sample ID: MW-R1

Lab Sample ID: 480-201789-1

Date Collected: 09/20/22 09:40
Matrix: Water
Date Received: 09/20/22 14:00

Prep Type	Batch Type	Batch Method	Run	Dilution Factor	Batch Number	Analyst	Lab	Prepared or Analyzed
Total/NA	Analysis	8260C		2	642412	AXK	EET BUF	09/23/22 00:28
Total/NA	Prep	3510C			642157	MS	EET BUF	09/21/22 08:53
Total/NA	Analysis	8270D		1	642346	JMM	EET BUF	09/22/22 16:27
Total/NA	Prep	3005A			642248	NZG	EET BUF	09/22/22 09:19
Total/NA	Analysis	6010C		1	642542	LMH	EET BUF	09/22/22 17:44
Total/NA	Prep	7470A			642203	NZG	EET BUF	09/21/22 11:30
Total/NA	Analysis	7470A		1	642275	NVK	EET BUF	09/21/22 16:27

Client Sample ID: MW-R4

Lab Sample ID: 480-201789-2

Date Collected: 09/20/22 10:50
Matrix: Water
Date Received: 09/20/22 14:00

Prep Type	Batch Type	Batch Method	Run	Dilution Factor	Batch Number	Analyst	Lab	Prepared or Analyzed
Total/NA	Analysis	8260C		1	642530	CR	EET BUF	09/23/22 14:22
Total/NA	Prep	3510C			642157	MS	EET BUF	09/21/22 08:53
Total/NA	Analysis	8270D		1	642346	JMM	EET BUF	09/22/22 16:54
Total/NA	Prep	3005A			642248	NZG	EET BUF	09/22/22 09:19
Total/NA	Analysis	6010C		1	642542	LMH	EET BUF	09/22/22 17:48
Total/NA	Prep	7470A			642203	NZG	EET BUF	09/21/22 11:30
Total/NA	Analysis	7470A		1	642275	NVK	EET BUF	09/21/22 16:28

Laboratory References:

EET BUF = Eurofins Buffalo, 10 Hazelwood Drive, Amherst, NY 14228-2298, TEL (716)691-2600

Accreditation/Certification Summary

Client: Brydges Engineering in Environment & Energy DPC
Job ID: 480-201789-1
Project/Site: Pilgrim Village Family - Groundwater

Laboratory: Eurofins Buffalo

The accreditations/certifications listed below are applicable to this report.

Authority	Program	Identification Number	Expiration Date
New York	NELAP	10026	03-31-23

Method Summary

Client: Brydges Engineering in Environment & Energy DPC
Project/Site: Pilgrim Village Family - Groundwater

Job ID: 480-201789-1

Method	Method Description	Protocol	Laboratory
8260C	Volatile Organic Compounds by GC/MS	SW846	EET BUF
8270D	Semivolatile Organic Compounds (GC/MS)	SW846	EET BUF
6010C	Metals (ICP)	SW846	EET BUF
7470A	Mercury (CVAA)	SW846	EET BUF
3005A	Preparation, Total Metals	SW846	EET BUF
3510C	Liquid-Liquid Extraction (Separatory Funnel)	SW846	EET BUF
5030C	Purge and Trap	SW846	EET BUF
7470A	Preparation, Mercury	SW846	EET BUF

Protocol References:

SW846 = "Test Methods For Evaluating Solid Waste, Physical/Chemical Methods", Third Edition, November 1986 And Its Updates.

Laboratory References:

EET BUF = Eurofins Buffalo, 10 Hazelwood Drive, Amherst, NY 14228-2298, TEL (716)691-2600

Sample Summary

Client: Brydges Engineering in Environment & Energy DPC
Project/Site: Pilgrim Village Family - Groundwater

Job ID: 480-201789-1

Lab Sample ID	Client Sample ID	Matrix	Collected	Received
480-201789-1	MW-R1	Water	09/20/22 09:40	09/20/22 14:00
480-201789-2	MW-R4	Water	09/20/22 10:50	09/20/22 14:00

Eurofins Buffalo
10 Hazelwood Drive
Amherst, NY 14228-2298
Phone: 716-691-2600 Fax: 716-691-7991

Chain of Custody Record

eurofins Environment Testing America

Client Information	Sampler: Sydney Deck	Lab PM: Beninati, John	Carrier Tracking No(s):	COC No: 480-177416-37699.1
Client Contact: ~~Mr. Dalton Stack~~ Sydney Deck	Phone: 716 308 0011	E-Mail: John.Beninati@et.eurofinsus.com	State of Origin:	Page: Page 1 of 1
Company: Brydges Engineering in Environment & Energy DPC	PWSID:			Job #:
Address: 960 Busti Ave Suite B-150	Due Date Requested: 9-25-2022			
City: Buffalo	TAT Requested (days): 5-DAY TAT			
State, Zip: NY, 14213	Compliance Project: Δ Yes Δ No			
Phone: 716-362-6532(Tel)	PO #: Purchase Order not required			
Email: ~~dstack@be3corp.com~~ sdeck@be3corp.com	WO #:			
Project Name: Pilgrim Village Family - Groundwater	Project #: 48024826			
Site:	SSOW#:			

Analysis Requested

Preservation Codes:
A - HCL
B - NaOH
C - Zn Acetate
D - Nitric Acid
E - NaHSO4
F - MeOH
G - Amchlor
H - Ascorbic Acid
I - Ice
J - DI Water
K - EDTA
L - EDA
M - Hexane
N - None
O - AsNaO2
P - Na2O4S
Q - Na2SO3
R - Na2S2O3
S - H2SO4
T - TSP Dodecahydrate
U - Acetone
V - MCAA
W - pH 4-5
Y - Trizma
Z - other (specify)
Other:

Sample Identification	Sample Date	Sample Time	Sample Type (C=comp, G=grab)	Matrix (W=water, S=solid, O=waste/oil, BT=Tissue, A=Air)	Field Filtered Sample (Yes or No)	Perform MS/MSD (Yes or No)	8270D - TCL SVOCs	6010C, 7470A	8260C - TCL VOCs	Total Number of containers	Special Instructions/Note:
			Preservation Code:				N	D	A		
MW-R1	9.20.22	9:40A		Water	N	N	X	X	X	6	
MW-R4	9.20.22	10:50		Water							

480-201789 Chain of Custody

Possible Hazard Identification
☐ Non-Hazard ☐ Flammable ☐ Skin Irritant ☐ Poison B ☐ Unknown ☐ Radiological

Sample Disposal (A fee may be assessed if samples are retained longer than 1 month)
☐ Return To Client ☐ Disposal By Lab ☐ Archive For _____ Months

Deliverable Requested: I, II, III, IV, Other (specify)

Special Instructions/QC Requirements:

Empty Kit Relinquished by:	Date:	Time:	Method of Shipment:		
Relinquished by: Sydney Deck	Date/Time: 9-20-22 @ 2:00 pm	Company: BE3	Received by: Lyn	Date/Time: 9-20-22 1400	Company: TAS
Relinquished by:	Date/Time:	Company:	Received by:	Date/Time:	Company:
Relinquished by:	Date/Time:	Company:	Received by:	Date/Time:	Company:

Custody Seals Intact: Δ Yes Δ No	Custody Seal No.:	Cooler Temperature(s) °C and Other Remarks:
		2.6 ICE

Ver: 06/08/2021

Login Sample Receipt Checklist

Client: Brydges Engineering in Environment & Energy DPC

Job Number: 480-201789-1

Login Number: 201789
List Number: 1
Creator: Yeager, Brian A

List Source: Eurofins Buffalo

Question	Answer	Comment
Radioactivity either was not measured or, if measured, is at or below background	True	
The cooler's custody seal, if present, is intact.	True	
The cooler or samples do not appear to have been compromised or tampered with.	True	
Samples were received on ice.	True	
Cooler Temperature is acceptable.	True	
Cooler Temperature is recorded.	True	
COC is present.	True	
COC is filled out in ink and legible.	True	
COC is filled out with all pertinent information.	True	
Is the Field Sampler's name present on COC?	True	
There are no discrepancies between the sample IDs on the containers and the COC.	True	
Samples are received within Holding Time (Excluding tests with immediate HTs)..	True	
Sample containers have legible labels.	True	
Containers are not broken or leaking.	True	
Sample collection date/times are provided.	True	
Appropriate sample containers are used.	True	
Sample bottles are completely filled.	True	
Sample Preservation Verified	True	
There is sufficient vol. for all requested analyses, incl. any requested MS/MSDs	True	
VOA sample vials do not have headspace or bubble is <6mm (1/4") in diameter.	True	
If necessary, staff have been informed of any short hold time or quick TAT needs	True	
Multiphasic samples are not present.	True	
Samples do not require splitting or compositing.	True	
Sampling Company provided.	True	BE3
Samples received within 48 hours of sampling.	True	
Samples requiring field filtration have been filtered in the field.	True	
Chlorine Residual checked.	N/A	

APPENDIX K

NYSDEC CONFIRMATION E-MAILS

BRYDGES ENGINEERING
IN ENVIRONMENT AND ENERGY, DPC

FW: Pilgrim Village Stone

Libby Broderick <lbroderick@be3corp.com>
Tue 11/29/2022 7:23 AM

To: John Berry <jberry@be3corp.com>;Jason Brydges <jbrydges@be3corp.com>;Peter Gorton <pgorton@be3corp.com>

This was the understanding going into the project. The source of the stone, not the size was what Jaspal told us to submit on. See below.

Libby Broderick
Field Technician

The picture can't be displayed.

960 Busti Avenue, Suite B-150
Buffalo, New York, 14213

Cell: 716.545.2143

be3corp.com

From: Walia, Jaspal (DEC) <jaspal.walia@dec.ny.gov>
Sent: Tuesday, February 22, 2022 8:59:14 AM
To: Jason Brydges <jbrydges@be3corp.com>
Cc: Libby Broderick <lbroderick@be3corp.com>
Subject: RE: Pilgrim Village Stone

CAUTION: This email originated from outside of the organization.

Every time the source of import material changes, a new form is required. Thanks.

From: Jason Brydges <jbrydges@be3corp.com>
Sent: Monday, February 21, 2022 2:42 PM
To: Walia, Jaspal (DEC) <jaspal.walia@dec.ny.gov>
Cc: Libby Broderick <lbroderick@be3corp.com>
Subject: FW: Pilgrim Village Stone

ATTENTION: This email came from an external source. Do not open attachments or click on links from unknown senders or unexpected emails.

Jaspal. See attached for additional information regarding imported stone. Please let me know this is ok, or if new form is required. This is second stone location should supply issues arise. Quantities have not changed.

Jason M. Brydges, P.E. MS/MBA
President

BRYDGES ENGINEERING
IN ENVIRONMENT AND ENERGY, DPC

960 Busti Avenue, Suite B-150
Buffalo, New York, 14213

Office: 716.249.6880
Direct: 716.362.6533
Cell: 716.830.8636

be3corp.com

From: Walia, Jaspal (DEC)
To: Jason Brydges
Cc: Libby Broderick; John Berry; Gallego, Francine (DEC)
Subject: RE: Pilgrim Tanks and Sidewall sampling
Date: Friday, April 1, 2022 9:18:13 AM

CAUTION: This email originated from outside of the organization.

Hi Jason,

For the side wall confirmatory sampling, your proposal as presented in your email

1. [Sidewall remediation confirmatory samples – we are going to follow the sample number from the RAWP if we excavate to the property line; however, if we excavate PAST the property line we can significantly reduce the sample quantity (e.g., 2 or 3 for east and north walls each). Reasoning is that we know offsite soil is likely impacted urban backfill.]

is acceptable.

For the Tanks Removal and Spill Documentation, please follow Francine's guidance.

Thanks,

Jaspal

From: Jason Brydges <jbrydges@be3corp.com>
Sent: Wednesday, March 30, 2022 3:30 PM
To: Walia, Jaspal (DEC) <jaspal.walia@dec.ny.gov>
Cc: Libby Broderick <lbroderick@be3corp.com>; John Berry <jberry@be3corp.com>
Subject: Pilgrim Tanks and Sidewall sampling
Importance: High

ATTENTION: This email came from an external source. Do not open attachments or click on links from unknown senders or unexpected emails.

Hi Jaspal.

Talked with Libby and I know she had a conversation with you. Just wanted to get confirmation in writing.

1. Sidewall remediation confirmatory samples – we are going to follow the sample number from the RAWP if we excavate to the property line; however, if we excavate PAST the property line

we can significantly reduce the sample quantity (e.g., 2 or 3 for east and north walls each). Reasoning is that we know offsite soil is likely impacted urban backfill.

2. Tank yank confirmatory samples – there were 4 tanks found on site. Two tanks were in same excavation, and therefore there were only 3 excavations total. The excavation that housed the small oil tank was 'consumed' by remedial activities except for 1 sidewall. Since this remaining wall borders the property line, please confirm that we can 'count' this sample as a sidewall remediation confirmatory sample. Reasoning is that this sample is likely not going to pass CP-51 due to impacted urban fill offsite. Other 2 excavations have no issues and will be sampled with typical protocol (i.e., 1 bottom and 4 sidewalls).
3. Spill documentation – since this is a BCP site, please confirm that our daily reporting that includes photos and text, and the sample confirmation data listed above will be sufficient to "close out" these tank yanks/spills. If so, then this documentation will be presented in the FER.

Libby/John, let me know if I missed anything.

Jason M. Brydges, P.E. MS/MBA
President

BRYDGES ENGINEERING
IN ENVIRONMENT AND ENERGY, DPC

960 Busti Avenue, Suite B-150
Buffalo, New York, 14213

Office: 716.249.6880
Direct: 716.362.6533
Cell: 716.830.8636

be3corp.com

From:	Mcpherson, Benjamin J (DEC)
To:	Sydney Deck
Cc:	Jason Brydges; Jacob Cox
Subject:	RE: Pilgrim Village Senior Sample
Date:	Wednesday, September 14, 2022 10:25:35 AM

CAUTION: This email originated from outside of the organization.

Sydney,

Apologies, that is intended for the Pilgrim Village Family (#C915362), I responded to the incorrect email chain.

Ben

Benjamin McPherson, P.E.
(he/him/his)
Professional Engineer 1 (Environmental), Division of Environmental Remediation

New York State Department of Environmental Conservation
700 Delaware Avenue, Buffalo, NY 14209
P: (716) 851-7220 | F: (716) 851-7226 | benjamin.mcpherson@dec.ny.gov
www.dec.ny.gov

From: Mcpherson, Benjamin J (DEC) <benjamin.mcpherson@dec.ny.gov>
Sent: Wednesday, September 14, 2022 10:23 AM
To: Sydney Deck <sdeck@be3corp.com>
Cc: Jason Brydges <jbrydges@be3corp.com>; Jacob Cox <jcox@be3corp.com>; Mcpherson, Benjamin J (DEC) <benjamin.mcpherson@dec.ny.gov>
Subject: RE: Pilgrim Village Senior Sample

Sydney,

Thank you for all the information. I have reviewed the data for confirmation sample location B7. Pursuant to DER-10 Section 5.4(b)2.i, I agree that the minor exceedances of nickel in this sample is not significant and the overall analytical results from these locations indicate that the soil cleanup objectives have been achieved.

As such this location may be deemed complete and may be backfilled, if not done so already. If the sample results change significantly due to data validation then this determination may need to be revisited.

Please let me know if you have any other questions.

Thank you,
Ben

Benjamin McPherson, P.E.
(he/him/his)
Professional Engineer 1 (Environmental), Division of Environmental Remediation

New York State Department of Environmental Conservation
700 Delaware Avenue, Buffalo, NY 14209
P: (716) 851-7220 | F: (716) 851-7226 | benjamin.mcpherson@dec.ny.gov
www.dec.ny.gov

From: Sydney Deck <sdeck@be3corp.com>
Sent: Tuesday, September 13, 2022 9:26 AM
To: Mcpherson, Benjamin J (DEC) <benjamin.mcpherson@dec.ny.gov>
Cc: Jason Brydges <jbrydges@be3corp.com>; Jacob Cox <jcox@be3corp.com>
Subject: Pilgrim Village Senior Sample

ATTENTION: This email came from an external source. Do not open attachments or click on links from unknown senders or unexpected emails.

Hello Ben –

I've attached the final Confirmation Table and grid figure for our Soil Samples taken on the Pilgrim Village Senior site. Similar to the Family site, the only exceedance we had was with grid section E10, where Nickle was slightly elevated at 30.8 with the Part 375 Unrestricted SCO being 30. This seems to be a reoccurring theme on this site where Nickel is naturally occurring throughout the native soil. Since previous results have been accepted for slight nickel exceedance on this site, would this result be acceptable as well?

Thank you,

Sydney Deck
Environmental Scientist

BRYDGES ENGINEERING
IN ENVIRONMENT AND ENERGY, DPC

960 Busti Avenue, Suite B-150
Buffalo, New York, 14213

Office: 716.249.6880
Direct: 716.846.1095
Cell: 716.308.0011

From: Mcpherson, Benjamin J (DEC)
To: Libby Broderick; Sydney Deck
Cc: Jason Brydges
Subject: RE: Pilgrim Family Gas Line
Date: Wednesday, May 18, 2022 2:24:54 PM
Attachments: image008.png

CAUTION: This email originated from outside of the organization.

Libby/Sydney/Jason:

I was at the site this afternoon and discussed the sampling proximate the gas line with Sydney and Mike (the site supervisor). I am in agreement with the proposed sampling frequency, and Sydney and I discussed the sample locations with Mike so the contractor is aware of what locations need samples taken from below the gas line.

On another topic, I have not seen any daily reports for the sites (C915362 and C915363), and I spoke with the DOH project manager today and she also said she has not been receiving the CAMP data. This is a problem since we cannot raise any issues that may be detailed in a daily report in a timely manner if we do not receive them. If there is a backlog of reports I suggest focusing on the current/future reports as the projects wrap up.

Thanks,
Ben

Benjamin McPherson, P.E.
(he/him/his)
Professional Engineer 1 (Environmental), Division of Environmental Remediation

New York State Department of Environmental Conservation
700 Delaware Avenue, Buffalo, NY 14209
P: (716) 851-7220 | F: (716) 851-7226 | benjamin.mcpherson@dec.ny.gov
www.dec.ny.gov

From: Libby Broderick <lbroderick@be3corp.com>
Sent: Wednesday, May 18, 2022 10:20 AM
To: Sydney Deck <sdeck@be3corp.com>; Mcpherson, Benjamin J (DEC) <benjamin.mcpherson@dec.ny.gov>
Cc: Jason Brydges <jbrydges@be3corp.com>
Subject: RE: Pilgrim Family Gas Line

ATTENTION: This email came from an external source. Do not open attachments or click on links from unknown senders or unexpected emails.

Ben

As a follow up to your email regarding the sampling frequency of the gas line, based upon our field observations, photos we've sent to date, B-55 sample results, and since the bedding/backfill material of the gas line that we have exposed to date is homogeneous, we feel that the following 3 samples will be satisfactory to prove that the material is homogenous for the entire length of pipe and meets unrestricted SCO's.

- One at the north end (B-55) - pulled and met unrestricted SCO's
- One in the middle of the run (B-29) - to be pulled today or tomorrow
- One at the south end (B-14) - to be pulled later when they are working in that area

If we encounter a different material or have any reason to suspect that the material would not meet the criteria for Track 1, we will increase the sampling frequency. Sydney is on site and I can be reached by phone if you have any questions.

Thanks,

Libby Broderick
Field Technician

BRYDGES ENGINEERING IN ENVIRONMENT AND ENERGY, DPC
960 Busti Avenue, Suite B-150
Buffalo, New York, 14213

Office: 716.249.6880
Cell: 716.545.2143
be3corp.com

From: Sydney Deck
Sent: Wednesday, May 18, 2022 8:05 AM
To: Libby Broderick; Mcpherson, Benjamin J (DEC)
Cc: Jason Brydges
Subject: Re: Pilgrim Family Gas Line

Good morning, Ben

I'll be on the Pilgrim Village site for much of the day (7AM - 3:30/4PM) in case you were interested in stopping by to examine the pipeline materials for yourself. If you decide to, feel free to give me a call at 716-308-0011 - I'll be getting back to you about sample frequency sometime today once I go over the information with Jason and the contractor. Thank you for understanding as I integrate myself fully into this position.

Hope to hear from you,

Sydney Deck
Environmental Scientist

Brydges Engineering in Environment and Energy
960 Busti Avenue, Suite B-150
Buffalo, New York, 14213

Office: 716.249.6880
Direct: 716.846.1095
Cell: 716.308.0011

be3corp.com

From: Libby Broderick <lbroderick@be3corp.com>
Sent: Monday, May 16, 2022 4:51 PM
To: Mcpherson, Benjamin J (DEC) <benjamin.mcpherson@dec.ny.gov>
Cc: Sydney Deck <sdeck@be3corp.com>; Jason Brydges <jbrydges@be3corp.com>
Subject: Re: Pilgrim Family Gas Line

APPENDIX L

BCA AMENDMENT – SURVEY CORRECTION TO PARCEL SIZE

BRYDGES ENGINEERING
IN ENVIRONMENT AND ENERGY, DPC

Site Code: C915362

NEW YORK STATE OF OPPORTUNITY | Department of Environmental Conservation

BROWNFIELD CLEANUP PROGRAM (BCP) APPLICATION TO AMEND BROWNFIELD CLEANUP AGREEMENT AND AMENDMENT

PART I. BROWNFIELD CLEANUP AGREEMENT AMENDMENT APPLICATION

1. Check the appropriate box(es) below based on the nature of the amendment modification requested:

☐ Amendment to modify the existing BCA: [check one or more boxes below]

- ☐ Add applicant(s)
- ☐ Substitute applicant(s)
- ☐ Remove applicant(s)
- ☐ Change in Name of applicant(s)

☐ Amendment to reflect a transfer of title to all or part of the brownfield site

1a. A copy of the recorded deed must be provided. Is this attached? ☐ Yes ☐ No

1b. ☐ Change in ownership ☐ Additional owner (such as a beneficial owner)

If yes, pursuant to 6 NYCRR Part 375-1.11(d), a Change of Use form should have been previously submitted. If not, please submit this form with this Amendment. See http://www.dec.ny.gov/chemical/76250.html

☑ Amendment to modify description of the property(ies) listed in the existing Brownfield Cleanup Agreement [*Complete Sections I and V below and Part II*]

☐ Amendment to Expand or Reduce property boundaries of the property(ies) listed in the existing Brownfield Cleanup Agreement [*Complete Section I and V below and Part II*]

☐ **Sites in Bronx, Kings, New York, Queens, or Richmond counties ONLY:** Amendment to request determination that the site is eligible for the tangible property credit component of the brownfield redevelopment tax credit. Please answer questions on the supplement at the end of the form.

☐ Other (explain in detail below)

2. Required: Please provide a brief narrative on the nature of the amendment:

Amendment to Site property description is required as a result of survey correction from initial survey (submitted to DEC with BCP application) and updated survey performed in 2021. Total area has increased by 0.17 acres - from 2.55 acres to 2.72 acres. See Parcel/Lot # 1 on provided survey.

Updated survey and updated property description are included with this Amendment.

Please refer to the attached instructions for guidance on filling out this application

Submission of a full BCP application will be required should this application be determined to be a major amendment. If the amendment involves a non-insignificant change in acreage, applicants are encouraged to consult with the DEC project team prior to submitting this application.

BCP SITE NAME: Former Pilgrim Village Family Apartments	BCP SITE NUMBER: C915362
NAME OF CURRENT APPLICANT(S): SAA EVI MC FAMILY, LLC	
INDEX NUMBER OF AGREEMENT: C915362-09-20	DATE OF ORIGINAL AGREEMENT: 11/2/20

NAME		
ADDRESS		
CITY/TOWN		ZIP CODE
PHONE	FAX	E-MAIL

1. Is the requestor authorized to conduct business in New York State (NYS)? ☐ Yes ☐ No

- If the requestor is a Corporation, LLC, LLP or other entity requiring authorization from the NYS Department of State to conduct business in NYS, the requestor's name must appear, exactly as given above, in the NYS Department of State's (DOS) Corporation & Business Entity Database. A print-out of entity information from the DOS database must be submitted to DEC with the application, to document that the applicant is authorized to do business in NYS.

NAME OF NEW REQUESTOR'S REPRESENTATIVE		
ADDRESS		
CITY/TOWN		ZIP CODE
PHONE	FAX	E-MAIL
NAME OF NEW REQUESTOR'S CONSULTANT (if applicable)		
ADDRESS		
CITY/TOWN		ZIP CODE
PHONE	FAX	E-MAIL
NAME OF NEW REQUESTOR'S ATTORNEY (if applicable)		
ADDRESS		
CITY/TOWN		ZIP CODE
PHONE	FAX	E-MAIL

2. Requestor must submit proof that the party signing this Application and Amendment has the authority to bind the Requestor. This would be documentation from corporate organizational papers, which are updated, showing the authority to bind the corporation, or a Corporate Resolution showing the same, or an Operating Agreement or Resolution for an LLC. Is this proof attached? ☐ Yes ☐ No

3. Describe Requestor's Relationship to Existing Applicant:

OWNER'S NAME (if different from requestor)		
ADDRESS		
CITY/TOWN		ZIP CODE
PHONE	FAX	E-MAIL
OPERATOR'S NAME (if different from requestor or owner)		
ADDRESS		
CITY/TOWN		ZIP CODE
PHONE	FAX	E-MAIL

If answering "yes" to any of the following questions, please provide an explanation as an attachment.

1. Are any enforcement actions pending against the requestor regarding this site? ☐Yes ☐No
2. Is the requestor presently subject to an existing order for the investigation, removal or remediation relating to contamination at the site? ☐Yes ☐No
3. Is the requestor subject to an outstanding claim by the Spill Fund for this site? ☐Yes ☐No
   Any questions regarding whether a party is subject to a spill claim should be discussed with the Spill Fund Administrator.
4. Has the requestor been determined in an administrative, civil or criminal proceeding to be in violation of i) any provision of the subject law; ii) any order or determination; iii) any regulation implementing ECL Article 27 Title 14; or iv) any similar statute, regulation of the state or federal government? If so, provide an explanation on a separate attachment. ☐Yes ☐No
5. Has the requestor previously been denied entry to the BCP? If so, include information relative to the application, such as name, address, Department assigned site number, the reason for denial, and other relevant information. ☐Yes ☐No
6. Has the requestor been found in a civil proceeding to have committed a negligent or intentionally tortious act involving the handling, storing, treating, disposing or transporting of contaminants? ☐Yes ☐No
7. Has the requestor been convicted of a criminal offense i) involving the handling, storing, treating, disposing or transporting of contaminants; or ii) that involves a violent felony, fraud, bribery, perjury, theft, or offense against public administration (as that term is used in Article 195 of the Penal Law) under federal law or the laws of any state? ☐Yes ☐No
8. Has the requestor knowingly falsified statements or concealed material facts in any matter within the jurisdiction of the Department, or submitted a false statement or made use of or made a false statement in connection with any document or application submitted to the Department? ☐Yes ☐No
9. Is the requestor an individual or entity of the type set forth in ECL 27-1407.9(f) that committed an act or failed to act, and such act or failure to act could be the basis for denial of a BCP application? ☐Yes ☐No
10. Was the requestor's participation in any remedial program under DEC's oversight terminated by DEC or by a court for failure to substantially comply with an agreement or order? ☐Yes ☐No
11. Are there any unregistered bulk storage tanks on-site which require registration? ☐Yes ☐No

Site Code: C915362

THE NEW REQUESTOR MUST CERTIFY THAT IT IS EITHER A PARTICIPANT OR VOLUNTEER IN ACCORDANCE WITH ECL §27-1405 (1) BY CHECKING ONE OF THE BOXES BELOW:	
☐ PARTICIPANT A requestor who either 1) was the owner of the site at the time of the disposal of contamination or 2) is otherwise a person responsible for the contamination, unless the liability arises solely as a result of ownership, operation of, or involvement with the site subsequent to the disposal of contamination.	☐ VOLUNTEER A requestor other than a participant, including a requestor whose liability arises solely as a result of ownership, operation of or involvement with the site subsequent to the disposal of hazardous waste or discharge of petroleum. NOTE: By checking this box, a requestor whose liability arises solely as a result of ownership, operation of or involvement with the site certifies that he/she has exercised appropriate care with respect to the hazardous waste found at the facility by taking reasonable steps to: i) stop any continuing discharge; ii) prevent any threatened future release; iii) prevent or limit human, environmental, or natural resource exposure to any previously released hazardous waste. **If a requestor whose liability arises solely as a result of ownership, operation of or involvement with the site, submit a statement describing why you should be considered a volunteer – be specific as to the appropriate care taken.**

12. Requestor's Relationship to Property (check one):

☐ Prior Owner ☐ Current Owner ☐ Potential /Future Purchaser ☐ Other_____

13. If requestor is not the current site owner, **proof of site access sufficient to complete the remediation must be submitted**. Proof must show that the requestor will have access to the property before signing the BCA and throughout the BCP project, including the ability to place an easement on the site Is this proof attached? ☐ Yes ☐ No

Note: a purchase contract does not suffice as proof of access.

Section V. Property description and description of changes/additions/reductions (if applicable)

1. Property information on current agreement:

ADDRESS 1100 Michigan Avenue

CITY/TOWN Buffalo, New York ZIP CODE 14209

TAX BLOCK AND LOT (SBL) TOTAL ACREAGE OF CURRENT SITE: 2.55a

Parcel Address	Section No.	Block No.	Lot No.	Acreage
1100 Michigan Avenue	100.72	1	1.1	2.55a
(PART OF)	100.71	3	1.11	

2. Check appropriate boxes below:

☑ Addition of property (may require additional citizen participation depending on the nature of the expansion – see attached instructions)

2a. PARCELS ADDED:

Parcel Address	Section No.	Block No.	Lot No.	Acreage Added by Parcel
no new parcel - survey reading correction				0.17a

Total acreage to be added: 0.17a

☐ Reduction of property

2b. PARCELS REMOVED:

Parcel Address	Section No.	Block No.	Lot No.	Acreage Removed by Parcel

Total acreage to be removed: _____

☐ Change to SBL (e.g. merge, subdivision, address change)

2c. NEW SBL INFORMATION:

Parcel Address	Section No.	Block No.	Lot No.	Acreage

If requesting to modify a metes and bounds description or requesting changes to the boundaries of a site, please attach a revised metes and bounds description, survey, or acceptable site map to this application.

3. TOTAL REVISED SITE ACREAGE: 2.72a

Site Code: C915362

Supplement to the Application To Amend Brownfield Cleanup Agreement And Amendment - Questions for Sites Seeking Tangible Property Credits in New York City ONLY.

Property is in Bronx, Kings, New York, Queens, or Richmond counties.	☐ Yes ☐ No
Requestor seeks a determination that the site is eligible for the tangible property credit component of the brownfield redevelopment tax credit.	☐ Yes ☐ No
Please answer questions below and provide documentation necessary to support answers.	
1. Is at least 50% of the site area located within an environmental zone pursuant to Tax Law 21(6)? Please see DEC's website for more information.	☐ Yes ☐ No
2. Is the property upside down as defined below?	☐ Yes ☐ No

From ECL 27-1405(31):

"Upside down" shall mean a property where the projected and incurred cost of the investigation and remediation which is protective for the anticipated use of the property equals or exceeds seventy-five percent of its independent appraised value, as of the date of submission of the application for participation in the brownfield cleanup program, developed under the hypothetical condition that the property is not contaminated.

3. Is the project an affordable housing project as defined below? ☐ Yes ☐ No

From 6 NYCRR 375- 3.2(a) as of August 12, 2016:

(a) "Affordable housing project" means, for purposes of this part, title fourteen of article twenty seven of the environmental conservation law and section twenty-one of the tax law only, a project that is developed for residential use or mixed residential use that must include affordable residential rental units and/or affordable home ownership units.

(1) Affordable residential rental projects under this subdivision must be subject to a federal, state, or local government housing agency's affordable housing program, or a local government's regulatory agreement or legally binding restriction, which defines (i) a percentage of the residential rental units in the affordable housing project to be dedicated to (ii) tenants at a defined maximum percentage of the area median income based on the occupants' households annual gross income.

(2) Affordable home ownership projects under this subdivision must be subject to a federal, state, or local government housing agency's affordable housing program, or a local government's regulatory agreement or legally binding restriction, which sets affordable units aside for home owners at a defined maximum percentage of the area median income.

(3) "Area median income" means, for purposes of this subdivision, the area median income for the primary metropolitan statistical area, or for the county if located outside a metropolitan statistical area, as determined by the United States department of housing and urban development, or its successor, for a family of four, as adjusted for family size.

PART II. BROWNFIELD CLEANUP PROGRAM AMENDMENT

Existing Agreement Information	
BCP SITE NAME: Former Pilgrim Village Family Apartments	BCP SITE NUMBER: C915362
NAME OF CURRENT APPLICANT(S): SSA EVI MC FAMILY, LLC	
INDEX NUMBER OF AGREEMENT: C915362-09-20	
EFFECTIVE DATE OF ORIGINAL AGREEMENT: 11/2/20	

Declaration of Amendment:

By the Requestor(s) and/or Applicant(s) signatures below, and subsequent signature by the Department, the above application to amend the Brownfield Cleanup Agreement described above is hereby approved. This Amendment is made in accordance with and subject to all of the BCA and all applicable guidance, regulations and state laws applicable thereto. All other substantive and procedural terms of the Agreement will remain unchanged and in full force and effect regarding the parties to the Agreement.

Nothing contained herein constitutes a waiver by the Department or the State of New York of any rights held in accordance with the Agreement or any applicable state and/or federal law or a release for any party from any obligations held under the Agreement or those same laws.

Statement of Certification and Signatures New Requestor(s) (If applicable)

(Individual)

I hereby affirm that information provided on this form and its attachments is true and complete to the best of my knowledge and belief. I am aware that any false statement made herein is punishable as a Class A misdemeanor pursuant to section 210.45 of the Penal Law. My signature below constitutes the requisite approval for the amendment to the BCA Application, which will be effective upon signature by the Department.

Date: _____ Signature: _____

Print Name: _____

(Entity)

I hereby affirm that I am (title_____) of (entity_____); that I am authorized by that entity to make this application; that this application was prepared by me or under my supervision and direction; and that information provided on this form and its attachments is true and complete to the best of my knowledge and belief. I am aware that any false statement made herein is punishable as a Class A misdemeanor pursuant to Section 210.45 of the Penal Law. _____ signature below constitutes the requisite approval for the amendment to the BCA Application, which will be effective upon signature by the Department.

Date: _____ Signature: _____

Print Name: _____

(Individual)

I hereby affirm that I am a party to the Brownfield Cleanup Agreement and/or Application referenced in Section I above and that I am aware of this Application for an Amendment to that Agreement and/or Application. My signature below constitutes the requisite approval for the amendment to the BCA Application, which will be effective upon signature by the Department.

Date:_____ Signature:_____

Print Name:_____

(Entity)

I hereby affirm that I am Vice President (title) of SAA EVI MC Family, LLC (entity) which is a party to the Brownfield Cleanup Agreement and/or Application referenced in Section I above and that I am aware of this Application for an Amendment to that Agreement and/or Application. David ALexander's signature below constitutes the requisite approval for the amendment to the BCA Application, which will be effective upon signature by the Department.

Date: May 19, 2021 Signature: _____

Print Name: David Alexander

REMAINDER OF THIS AMENDMENT WILL BE COMPLETED SOLELY BY THE DEPARTMENT

Please see the following page for submittal instructions.
NOTE: Applications submitted in fillable format will be rejected.

Status of Agreement:

☐ PARTICIPANT A requestor who either 1) was the owner of the site at the time of the disposal of contamination or 2) is otherwise a person responsible for the contamination, unless the liability arises solely as a result of ownership, operation of, or involvement with the site subsequent to the disposal of contamination.	☐ VOLUNTEER A requestor other than a participant, including a requestor whose liability arises solely as a result of ownership, operation of or involvement with the site subsequent to the contamination.

Effective Date of the Original Agreement: 11/2/20

Signature by the Department:

DATED:

NEW YORK STATE DEPARTMENT OF ENVIRONMENTAL CONSERVATION

By:

_____

Michael J. Ryan, P.E., Director
Division of Environmental Remediation

SUBMITTAL INFORMATION:

- **Two (2)** copies, one hard copy with original signatures and one electronic copy in final, non-fillable Portable Document Format (PDF) must be sent to:

  Chief, Site Control Section
  New York State Department of Environmental Conservation
  Division of Environmental Remediation
  625 Broadway
  Albany, NY 12233-7020

- **NOTE: Applications submitted in fillable format will be rejected.**

FOR DEPARTMENT USE ONLY

BCP SITE T&A CODE:_____ **LEAD OFFICE:**_____

PROJECT MANAGER:_____

PILGRIM VILLAGE SUB LOT I
Job No. 8141.
May 24, 2021

ALL THAT TRACT OR PARCEL OF LAND situate in the City of Buffalo, County of Erie, State of New York being part of Lot 30, Township 11, Range 8 of the Holland Land Company's Survey, bounded and described as follows;

BEGINNING at the intersection of the south line of Best Street (66.0 feet wide) with the west line of Michigan Avenue (66.0 feet wide):

THENCE: S 01°05'43" W, along the west line of Michigan Avenue, a distance of 370.09 feet to the north line of lands conveyed to Cornerstone Manor LP by Deed recorded in the Erie County Clerk's Office in Liber 11095 of Deeds at page 8049;

THENCE: N 89°01'34" W, along the north line of said Cornerstone Manor LP lands, a distance of 300.00 feet to a point;

THENCE: N 01°05'43" E, parallel with the west line of Michigan Avenue, a distance of 21.09 to a point;

THENCE N 88°52'04" W, a distance of 21.50 feet to a point;

THENCE N 01°05'43" E, a distance of 349.83 feet to the southerly line of Best Street;

THENCE: S 88°52'04" E, along the southerly line of Best Street, a distance of 321.50 feet to the POINT OR PLACE OF BEGINNING, containing 2.72 acres more or less.

Amy L Donohoe

From:	Erin L. Flynn
Sent:	Tuesday, July 6, 2021 11:32 AM
To:	Lewandowski, Kelly A (DEC); Deborah J. Chadsey
Cc:	Amy L Donohoe; Draves, Karen J (DEC); Walia, Jaspal (DEC)
Subject:	RE: Notice of Incomplete Application to Amend the BCA - Former Pilgrim Village Family Apartments , C915362
Attachments:	Page 7 App. to Amend FAMILY.pdf

Ms. Lewandowski,

Attached please find a completed page 7, without an executed cert. signature, for the Application to Amend BCA for **Former Pilgrim Village Family Apartments, C915362.**

Thank you.

Erin L. Flynn, Paralegal

kavinoky cook LLP
SHAPED BY HISTORY. DRIVEN BY CHANGE.

Kavinoky Cook LLP
726 Exchange Street
Suite 800
Buffalo, New York 14210
Tel: (716) 845-6000 ext. 212/Cell: (716) 523-6209
Fax: (716) 845-6474

eflynn@kavinokycook.com

CONFIDENTIALITY NOTICE: This message has been sent by the law firm of Kavinoky Cook LLP. This message and attachments, if any, may include Privileged and/or Confidential Information. This message is intended only for the individual named in this message (or party responsible for delivery of the message to such person). If you are not the intended recipient, be aware that any disclosure, copying, distribution or use of the contents of this information is strictly prohibited. If you have received this in error, please notify me by e-mail or by calling 716-845-6000 and then kindly DESTROY this message and all attachments. Thank you.
CIRCULAR 230 NOTICE: To comply with certain U.S. Treasury regulations, we inform you that any federal tax advice contained in this message, including attachments, is not a covered opinion as described in Treasury Department Circular 230 and therefore cannot be relied upon to avoid any tax penalties or to support the promotion or marketing of any federal tax transaction.

From: Lewandowski, Kelly A (DEC) <kelly.lewandowski@dec.ny.gov>
Sent: Thursday, June 24, 2021 12:58 PM
To: Deborah J. Chadsey <dchadsey@kavinokycook.com>; Erin L. Flynn <eflynn@kavinokycook.com>
Cc: Amy L Donohoe <adonohoe@kavinokycook.com>; Draves, Karen J (DEC) <karen.draves@dec.ny.gov>; Walia, Jaspal (DEC) <jaspal.walia@dec.ny.gov>

PILGRIM VILLAGE SUB LOT I
Job No. 8141
May 24, 2021

ALL THAT TRACT OR PARCEL OF LAND situate in the City of Buffalo, County of Erie, State of New York being part of Lot 30, Township 11, Range 8 of the Holland Land Company's Survey, bounded and described as follows;

BEGINNING at the intersection of the south line of Best Street (66.0 feet wide) with the west line of Michigan Avenue (66.0 feet wide):

THENCE: S 01°05'43" W, along the west line of Michigan Avenue, a distance of 370.09 feet to the north line of lands conveyed to Cornerstone Manor LP by Deed recorded in the Erie County Clerk's Office in Liber 11095 of Deeds at page 8049;

THENCE: N 89°01'34" W, along the north line of said Cornerstone Manor LP lands, a distance of 300.00 feet to a point;

THENCE: N 01°05'43" E, parallel with the west line of Michigan Avenue, a distance of 21.09 to a point;

THENCE N 88°52'04" W, a distance of 21.50 feet to a point;

THENCE N 01°05'43" E, a distance of 349.83 feet to the southerly line of Best Street;

THENCE: S 88°52'04" E, along the southerly line of Best Street, a distance of 321.50 feet to the POINT OR PLACE OF BEGINNING, containing 2.72 acres more or less.

NOTE: THIS SURVEY WAS PREPARED WITHOUT THE BENEFIT OF AN ABSTRACT OF TITLE.
● SET OR EX. 5/8" REBAR

NOTE: UNAUTHORIZED ALTERATION OR ADDITION TO THIS DOCUMENT IS A VIOLATION OF SECTION 7209 PROVISION 2 OF THE NEW YORK STATE EDUCATION LAW.

LEGEND

- ANTENNA/DISH
- BM BENCHMARK
- BOL BOLLARD
- CATCH BASIN
- CO CLEANOUT
- COMMUNICATIONS BOX
- COMMUNICATIONS MANHOLE
- CM COMMUNICATIONS MARKER
- CV COMMUNICATIONS VAULT
- CONIFEROUS SHRUB
- CONIFEROUS TREE
- CUT
- DECIDUOUS SHRUB
- DECIDUOUS TREE
- DRILL/AUGER HOLE
- ELECTRIC MANHOLE
- ELECCTRIC METER
- END SECTION
- FILLER CAPS
- FP FLAG POLE
- FLOOD LIGHT
- GM GAS LINE MARKER
- GAS MANHOLE
- GAS METER
- GSV GAS SERVICE VALVE
- GV GAS VALVE
- GUY WIRE
- HANDICAP PARKING
- HYD HYDRANT
- PROPERTY MONUMENT (AS DESCRIBED)
- LIGHT POLE
- MAILBOX
- MONUMENT AS DESCRIBED
- OM OIL LINE MARKER
- PHONE BOOTH
- PARKING METER
- POST POST
- PVT POWER VAULT
- RAILROAD CONTROL BOX
- SANITARY SEWER MANHOLE
- SCUPPER
- SIGN (SINGLE POLE)
- SIGN (DOUBLE POLE)
- SIGN (TRIPLE POLE)
- SIGNAL POLE
- SIGNAL POLE (WITH TRAFFIC UTILITY BOX)
- STORM SEWER MANHOLE
- TRAFFIC CONTROL BOX
- TRAFFIC PULLBOX
- UNKNOWN MANHOLE
- UTILITY BOX
- UTILITY POLE
- UTILITY POLE WITH LIGHT

0 30 60 90
SCALE: 1" = 30'

UTILITIES

THE UNDERGROUND UTILITIES SHOWN HAVE BEEN LOCATED FROM FIELD SURVEY INFORMATION AND EXISTING RECORD DRAWINGS PROVIDED TO THE SURVEYOR. THE SURVEYOR MAKES NO GUARANTEE THAT THE UNDERGROUND UTILITIES SHOWN COMPRISE ALL SUCH UTILITIES IN THE AREA, EITHER IN SERVICE OR ABANDONED. ADDITIONAL BURIED UTILITIES/STRUCTURES MAY BE ENCOUNTERED. NO EXCAVATIONS WERE MADE DURING THE PROGRESS OF THIS SURVEY TO SUBSTANTIATE BURIED UTILITIES AND STRUCTURES. THE SURVEYOR FURTHER DOES NOT WARRANT THAT THE UNDERGROUND UTILITIES SHOWN ARE IN THE EXACT LOCATION INDICATED, ALTHOUGH HE DOES CERTIFY THAT THEY ARE LOCATED AS ACCURATELY AS POSSIBLE FROM INFORMATION AVAILABLE. BEFORE EXCAVATIONS ARE BEGUN, THE APPROPRIATE AGENCIES SHOULD BE CONTACTED FOR VERIFICATION OF UTILITY TYPE AND FOR FIELD LOCATIONS.

DATE	REVISION/TYPE
8/31/20	REVISED LOT SIZES

STATE OF NEW YORK · MICHAEL J. ADDISS · 050401 · LICENSED LAND SURVEYOR

TOTAL SUBDIVISION LOT AREA = 11.31± ACRES

NOTES

1. VERTICAL CONTROL BASED UPON CITY OF BUFFALO DATUM
2. HORIZONTAL CONTROL GPS DERIVED NAD '83 (2011), NY WEST ZONE TRUE NORTH 78°35' MERIDIAN OF WEST LONGITUDE

PRELIMINARY PLAT
PART OF LOT 30, TOWNSHIP 11, RANGE 8
HOLLAND LAND SURVEY
CITY OF BUFFALO, ERIE COUNTY, NEW YORK

GPI ENGINEERING, LANDSCAPE ARCHITECTURE & SURVEYING, LLP
ENGINEERING • SURVEYING • LANDSCAPE ARCHITECTURE
4950 GENESEE STREET, SUITE 100
BUFFALO, NEW YORK 14225
(716) 633-4844 FAX 633-4940

Job No. 8260 Date: JUNE 1, 2020
Scale: 1" = 30' TAX No. 100.71-3-1.11 & 1.12